

KASSIDY SMITH

ALLY MARGANO

MICHAELA MCAULEY

COASTAL

20



20

CAROLINA

SOFTBALL FACTBOOK



#MEETUSATHOME



SUN BELT
CONFERENCE



COASTAL CAROLINA

2020 SOFTBALL SCHEDULE



SUN BELT
CONFERENCE

FEBRUARY		RESIDENCE INN BY MARRIOTT KICKIN' CHICKEN CLASSIC	CONWAY, S.C.	TIME
7	Fri.	VIRGINIA TECH	Conway, S.C. — St. John Stadium	5:15 pm
8	Sat.	IOWA	Conway, S.C. — St. John Stadium	11:45 am
9	Sun.	EAST CAROLINA CAMPBELL	Conway, S.C. — St. John Stadium	2:00 pm
		RESIDENCE INN BY MARRIOTT BATTLE AT THE BEACH	CONWAY, S.C.	TIME
14	Fri.	JACKSONVILLE STATE	Conway, S.C. — St. John Stadium	3:00 pm
15	Sat.	NORTHERN ILLINOIS DELAWARE STATE	Conway, S.C. — St. John Stadium	2:00 pm
16	Sun.	DELAWARE STATE COLLEGE OF CHARLESTON	Conway, S.C. — St. John Stadium	4:15 pm
		CHANTICLEER SHOWDOWN	CONWAY, S.C.	TIME
21	Fri.	UM BALTIMORE COUNTY SETON HALL	Conway, S.C. — St. John Stadium	2:30 pm
22	Sat.	IONA SETON HALL	Conway, S.C. — St. John Stadium	5:15 pm
23	Sun.	UM BALTIMORE COUNTY	Conway, S.C. — St. John Stadium	2:30 pm
25	Tue.	at Presbyterian	Clinton, S.C.	4:45 pm
		COURTYARD MARRIOTT BAREFOOT LANDING INVITATIONAL	CONWAY, S.C.	TIME
28	Fri.	MONMOUTH OHIO	Conway, S.C. — St. John Stadium	3:00 pm
29	Sat.	OHIO UM EASTERN SHORE	Conway, S.C. — St. John Stadium	5:15 pm
MARCH 1	Sun.	USC UPSTATE	Conway, S.C. — St. John Stadium	11:45 am
4	Wed.	at Winthrop	Rock Hill, S.C.	2:00 pm
6	Fri.	LOUISIANA*	Conway, S.C. — St. John Stadium	4:00 pm
7	Sat.	LOUISIANA*	Conway, S.C. — St. John Stadium	2:00 pm
8	Sun.	LOUISIANA*	Conway, S.C. — St. John Stadium	12:00 pm
10	Tue.	SOUTH CAROLINA	Conway, S.C. — St. John Stadium	4:00 pm
13	Fri.	at Texas State*	San Marcos, Texas	7:00 pm
14	Sat.	at Texas State*	San Marcos, Texas	3:00 pm
15	Sun.	at Texas State*	San Marcos, Texas	1:00 pm
17	Tue.	FLORIDA STATE	Conway, S.C. — St. John Stadium	3:00 pm
20	Fri.	GEORGIA SOUTHERN*	Conway, S.C. — St. John Stadium	6:00 pm
21	Sat.	GEORGIA SOUTHERN*	Conway, S.C. — St. John Stadium	4:00 pm
22	Sun.	GEORGIA SOUTHERN*	Conway, S.C. — St. John Stadium	1:00 pm
24	Tue.	COLLEGE OF CHARLESTON	Conway, S.C. — St. John Stadium	6:00 pm
27	Fri.	at Troy*	Troy, Ala.	7:00 pm
28	Sat.	at Troy*	Troy, Ala.	3:00 pm
29	Sun.	at Troy*	Troy, Ala.	1:00 pm
31	Tue.	CHARLESTON SOUTHERN	Conway, S.C. — St. John Stadium	4:00/6:00 pm
APRIL 3	Fri.	UT ARLINGTON*	Conway, S.C. — St. John Stadium	4:00 pm
4	Sat.	UT ARLINGTON*	Conway, S.C. — St. John Stadium	2:00 pm
5	Sun.	UT ARLINGTON*	Conway, S.C. — St. John Stadium	11:00 am
9	Thurs.	at UL Monroe*	Monroe, Ala.	7:00 pm
10	Fri.	at UL Monroe*	Monroe, Ala.	4:00 pm
11	Sat.	at UL Monroe*	Monroe, Ala.	12:00 pm
14	Tue.	at UNCW*	Wilmington, N.C.	6:00 pm
17	Fri.	at Georgia State*	Atlanta, Ga.	5:00 pm
18	Sat.	at Georgia State*	Atlanta, Ga.	1:00 pm
19	Sun.	at Georgia State*	Atlanta, Ga.	1:00 pm
24	Fri.	SOUTH ALABAMA*	Conway, S.C. — St. John Stadium	4:00 pm
25	Sat.	SOUTH ALABAMA*	Conway, S.C. — St. John Stadium	2:00 pm
26	Sun.	SOUTH ALABAMA*	Conway, S.C. — St. John Stadium	12:00 pm
30	Thurs.	at Appalachian State*	Boone, N.C.	1:00 pm
MAY 1	Fri.	at Appalachian State*	Boone, N.C.	5:00 pm
2	Sat.	at Appalachian State*	Boone, N.C.	1:00 pm
MAY 6-9		SUN BELT SOFTBALL CHAMPIONSHIP TOURNAMENT	ATLANTA, GA.	TBD
MAY 14-JUNE 3		NCAA TOURNAMENT/COLLEGE WORLD SERIES	TBD	TBD

CAPITALIZED - HOME GAMES

*- SUN BELT CONFERENCE GAMES

ALL GAME TIMES - EASTERN STANDARD TIME

GENERAL INFORMATION



GENERAL INFORMATION

Institution:.....	Coastal Carolina University
Location:.....	Conway, S.C.
Founded:.....	1954
Enrollment:.....	10, 641
Nickname:.....	Chanticleers
Pronunciation of Nickname:	SHON-ti-clears
Colors:.....	Teal (PMS 322), Bronze (875) & Black
Affiliation:.....	NCAA Division I
Conference:.....	Sun Belt
President:.....	Dr. David A. DeCenzo
Alma Mater, Year:.....	Maryland '78
Director of Athletics.....	Matt Hogue
Alma Mater, Year:.....	South Carolina '93
Website:.....	www.GoCCUsports.com
Athletics Dept. Phone:.....	843-349-2820

COACHING STAFF

Head Coach:.....	Kelley Green
Alma Mater, Year:.....	Northwestern '96
Record at Coastal Carolina (Years):	341-239 (10)
Career Record (Years):.....	648-352 (20)
Associate Head Coach:.....	Danielle Penner (California (Pa.) '01)
Assistant Coach:.....	Kristin Erb (Lock Haven '10)
Volunteer Assistant Coach	
Amanda Daneker (Coastal Carolina '17)	
Graduate Assistant Coach	Haley Sims (Jacksonville State '19)
Director of Softball Operations	Blake Schultz (Coastal Carolina '18)

TEAM INFORMATION

2019 Overall Record	39-21
2019 Sun Belt Record	13-14
Home Record:.....	25-8
Away Record:.....	7-11
Neutral Record:.....	7-2
Letterwinners Returning/Lost:.....	12/6
Newcomers:.....	10

ATHLETIC MEDIA RELATIONS

Asst. AD for Media Relations:.....	Kevin Davis
Office:.....	843-349-2822
Media Relations Assistant/Softball:	Quentin Reed
Office:.....	843-349-6673
Cell:.....	814-777-3904
E-mail:.....	qreed@coastal.edu
SID Fax:.....	843-349-2819
Mailing Address:	P.O. Box 261954
.....	Conway, SC 29528
Overnight Address:.....	132 Chanticleer Drive West,
.....	Conway, SC 29526

TABLE OF CONTENTS

2020 Season Schedule.....	Inside Front Cover
General Information/Table of Contents.....	1
About Coastal Carolina.....	2
2020 Roster.....	3
Coaches and Staff.....	4-9
Head Coach Kelley Green.....	4-6
Associate Head Coach Danielle Penner.....	7
Assistant Coach Kristin Erb	8
Coach Amander Daneker, Hayley Sims, Dir. of Ops Blake Schultz, Support Staff.....	9
Player Profiles.....	10-24
Ally Marcano.....	10
Michaela McAuley.....	11
Kassidy Smith.....	12
Stavi Augur.....	13
Kaitlin Beasley-Polko.....	14
Courtney Dean.....	15
Taylor Sweigart.....	16
Mackenzie Beyer.....	17
Kendall Coyle.....	18
Sydney Guess.....	19
Allison Kreyer.....	20
Abbey Montoya.....	21
Adrienne Visintine.....	22
Newcomers.....	23-24
1992 NIT Appearance.....	25
1998 NCAA Appearance.....	26
2000 NCAA Appearance.....	27
2001 NCAA Appearance.....	28
2006 NCAA Appearance.....	29
2012 NCAA Appearance.....	30
2019 Game Results.....	31
2019 Overall Stats.....	32
2019 Sun Belt Standings.....	33
2019 Season in Review.....	34-36
All Time Series Record vs. Opponents.....	37
Year-by-Year Results.....	38-45
Year-by-Year Statistics.....	46
All-Time Coaching Records.....	47
National Honors.....	48
All-Time Conference Honors.....	49-50
Record Book.....	51-52
All-Time Roster.....	53-54
Softball In The Coastal Hall of Fame.....	55-56
Facilities.....	57
Athletic Media Relations.....	58

ABOUT COASTAL CAROLINA UNIVERSITY

Coastal Carolina University is a comprehensive, public liberal arts institution in Conway, South Carolina that offers 73 major fields of study toward the baccalaureate degree, 22 master's degree programs, two educational specialist degrees and two Ph.D. programs.

More than 10,600 students from across the country and around the world engage with a world-class faculty, and they all enjoy an inspiring cultural calendar and a tradition of community interaction fueled by more than 160 student organizations.



The 19 Coastal Carolina athletic teams compete in Division I of the NCAA as members of the Sun Belt Conference. The University's mascot is the Chanticleer, a proud, fierce and quick-thinking rooster derived from Geoffrey Chaucer's "Canterbury Tales." The football, lacrosse, softball and baseball teams compete in the TD Sports Complex, which houses St. John Stadium, Spring Brooks Baseball Stadium, and Brooks Stadium.

The University comprises 115 main buildings on 633 acres, including the General James Hackler Golf Course, a public 18-hole golf facility adjacent to campus. Coastal Carolina University is accredited by the Southern Association of Colleges and Schools Commission on Colleges to award the baccalaureate, master's and doctoral degrees.



The building now designated as CCU's Atheneum Hall opened its doors in 1966. The second oldest building on campus, it was the home of Coastal's original student union and cafeteria. It also has served as a theater, the fine arts building and the location of several administrative offices. The 21-foot high atheneum structure that stands adjacent to the facility is the recognized symbol of the University.

The purpose of the Lib Jackson Student Union is to enhance the co-curricular experience for CCU students. One of its primary functions is to serve our student organizations. Student organizations that are officially registered and have completed all training, as well as offices of departments housed in the union, will receive priority booking of meeting spaces, including the Student Organization Resource Center room, watching a movie in The Coastal Theater, or simply visiting the student union to lounge in-between classes.



ROSTER BREAKDOWN

NUMERICAL ROSTER

NO.	NAME	POS.	B/T	CL.	HT.	HOMETOWN/HS (PREVIOUS SCHOOL)
00	Kendall Coyle	INF	R/R	So.	5-4	Palm Beach Gardens, Fla./Suncoast Comm.
1	Ally Clegg	INF	R/R	Jr.	5-6	Leesburg, Ga./Lee County (Chipola College)
2	Stavi Augur	OF	R/R	Jr.	5-4	Del Mar, Calif./Torrey Pines
3	Mary Sobataka	INF	R/R	Fr.	5-4	Salisbury, N.C./West Rowan
4	Gabby Baylog	INF/P	R/R	Fr.	5-7	Waxhaw, N.C./Marvin Ridge
5	Makiya Thomas	INF	L/R	Jr.	5-3	Tacoma, Wash./Washington (Central Arizona)
6	Courtney Dean	OF	R/R	Jr.	5-5	Indian Trail, N.C./Sun Valley
7	Allison Kreyer	INF	R/R	So.	5-6	Ashburn, Va./Stonebridge
8	Sydney Guess	OF/C	L/L	So.	5-4	Mechanicsville, Va./Lee-Davis
9	Paige Rivas	OF	L/R	Fr.	4-11	Charlotte, N.C./Charlotte Catholic
10	Ally Marcano	P	L/L	Sr.	5-7	Middletown, N.Y./Middletown (Flagler)
11	Peyton Rivas	OF	L/R	Fr.	5-2	Charlotte, N.C./Charlotte Catholic
14	Kassidy Smith	INF/C	R/R	Sr.	5-10	Collinsville, Ill./Collinsville
16	Adrienne Visintine	OF	L/R	So.	5-11	Parker, Colo./Chaparral
17	Raelee Brabham	P	R/R	Fr.	5-9	Moncks Corner, S.C./Berkeley
22	Jade Soto	OF	L/R	Fr.	5-3	Fort Myers, Fla./Bishop Verot
24	Abbey Montoya	INF	R/R	So.	5-4	Castle Rock, Colo./Douglas County
26	Michaela McAuley	UTL	R/R	Sr.	5-1	Charleston, S.C./Pinewood Prep. School
33	Mackenzie Beyer	INF/C	R/R	Fr.	5-7	Cranston, R.I./Cranston West
34	Iyanla DeJesus	P	R/R	Fr.	5-7	Mill Creek, Wash./Henry M. Jackson
45	Taylor Sweigart	INF	R/R	Jr.	5-7	Mertztown, Pa./Brandywine
61	Shelbie Summerlin	INF	R/R	Fr.	5-6	Holly Springs, N.C./Holly Springs
99	Kaitlin Beasley-Polko	P	R/R	Jr.	5-7	Leonardtown, Md./Leonardtown

ALPHABETICAL ROSTER

NO.	NAME
2	Stavi Augur
4	Gabby Baylog
99	Kaitlin Beasley-Polko
33	Mackenzie Beyer
17	Raelee Brabham
1	Ally Clegg
00	Kendall Coyle
6	Courtney Dean
34	Iyanla DeJesus
8	Sydney Guess
7	Allison Kreyer
10	Ally Marcano
26	Michaela McAuley
24	Abbey Montoya
9	Paige Rivas
11	Peyton Rivas
3	Mary Sobataka
22	Jade Soto
14	Kassidy Smith
61	Shelbie Summerlin
45	Taylor Sweigart
5	Makiya Thomas
16	Adrienne Visintine

COACHING STAFF

Head Coach: Kelley Green
 Associate Head Coach: Danielle Penner
 Assistant Coach: Kristin Erb
 Assistant Coach: Amanda Daneker
 Director of Softball Operations: Blake Shultz
 Graduate Assistant: Hayley Simms

PRONUNCIATION GUIDE	FIRST NAME	LAST NAME
Chanticleers (SHON-ti-cleers)		
Stavi Augur	Stah-Vee	Ogg-ger
Kaitlin Beasley-Polko		Beasley-Pool-ko
Raelee Brabham		Brab-Hum
Iyanla DeJesus	I – Yawn-La	Da-Hay-Zeus
Ally Marcano		Mar-Con-No
Michaela McAuley	Mick-ale-la	Mick-ale-la
Mary Sobataka		Sa-bot-Tick-ah
Adrienne Visintine	Adrian	Vis-In-Teen

BY CLASS	Sophomores (6)	BY STATE	Maryland (1)	Rhode Island (1)
Seniors (3)	00 Kendall Coyle	California (1)	Kaitlin Beasley-Polko	Mackenzie Beyer
10 Ally Marcano	7 Allison Kreyer	Stavi Augur		
14 Kassidy Smith	8 Sydney Guess		New York (1)	South Carolina (2)
26 Michaela McAuley	16 Adrienne Visintine		Ally Marcano	Raelee Brabham
	24 Abbey Montoya	Colorado (2)		Michaela McAuley
Juniors (6)	33 Mackenzie Beyer	Abbey Montoya	North Carolina (6)	
1 Ally Clegg		Adrienne Visintine	Gabby Baylog	Virginia (2)
2 Stavi Augur	Freshman (8)		Courtney Dean	Sydney Guess
5 Makiya Thomas	3 Mary Sobataka	Florida (2)	Shelbie Summerlin	Allison Kreyer
6 Courtney Dean	4 Gabby Baylog	Kendall Coyle	Paige Rivas	
45 Taylor Sweigart	9 Paige Rivas	Jade Soto	Peyton Rivas	Washington (2)
99 Kaitlin Beasley-Polko	11 Peyton Rivas		Mary Sobataka	Iyanla DeJesus
	17 Raelee Brabham	Georgia (1)		Makiya Thomas
	22 Jade Soto	Ally Clegg	Pennsylvania (1)	
	34 Iyanla DeJesus		Taylor Sweigart	
	61 Shelbie Summerlin	Illinois (1)		
		Kassidy Smith		



KELLEY GREEN

Head Coach | Northwestern, 1996
 11th Season at CCU | 341-239
 21st Season Overall | 687-373

Kelley Green is in her 11th year as the head softball coach at Coastal Carolina University.

In 2019, the Chanticleers reached the Sun Belt Tournament as the sixth-seed with a 39-21 record. CCU went 5-2 in the tournament and reached the championship game for the first time in school history but were knocked off by Louisiana.

Green had three sophomores earn spots on the Sun Belt Conference's Second Team; Kaitlin Beasley-Polko, Courtney Dean, and Taylor Sweigart.

The Chanticleers led the conference with a school record 87 home runs, 31 more more than Louisiana. For the second straight year, Dean was second in the conference with 13 homers, two behind junior teammate, Kassidy Smith's 15.

In the program's second season in Sun Belt Conference play, Green led her squad to a 26-28 record overall and 9-17 in conference. She collected her 300th Coastal victory on April 29th versus South Alabama. Offensively, the Chanticleers were one of the top homerun hitting teams in the nation in as they averaged 1.39, which was tops in the Sun Belt and third best in the entire NCAA. Freshman sensation, Courtney Dean led the Chanticleer offense in 2018, as she batted .346, which was tops for all freshman in the conference, nine of her 15 homers came in conference play and 15 was second best in the SBC and tied for sixth most in Chanticleer single season history. Her 38 RBI was also third best in the conference and best among all freshman. Dean earned First Team All-Sun Belt Conference and Second Team NFCA All-Region.


2017 was the first year for her and her team in the Sun Belt Conference as they finished with an overall record of 32-23 and a conference record of 10-16. Taty Forbes was named First Team All-Sun Belt Conference as the sophomore concluded the regular season leading the Sun Belt in hitting with a .411 batting average. She also was tied for first in the league with 35 stolen bases and her 39 stolen bases attempts were second.

In 2016, for the second straight season Green led the Chanticleers to a second place finish in the Big South with an 18-6 record and 37-22 overall record. The 18-win season ranked third best in school history behind the 2014 (20) and 2013 (19) seasons. Senior catcher Morgan Noad made history individually under Green, becoming the Big South and Coastal Carolina's all-time homerun career leader (75) and RBI leader (217). Noad was named Big South Player of the Year and was a NFCA All-Region third team selection and was one of seven Chanticleers to earn all-conference honors. Green also saw senior Bri Chiusano become the Big South career runs scored leader and saw freshman Taty Forbes named as a top 10 finalist for NFCA Freshman of the Year.

In 2015, Green led the Chanticleers to a second place finish in the Big South with a 16-7 record and 33-24 overall record. The Chants defeated Campbell in the first round but fell to Presbyterian in the quarterfinal game. Coastal advanced to the semi-finals of the Big South tournament but fell short of the title game. Led by Green, Kory Hayden and Morgan Noad were selected to the All-Big South first team. Amanda Daneker and Kiana Quolas earned second-team honors while Kailey Mellen and Annie Robin-

son were named to the All-Freshman team.

The 2014 season was an especially memorable one for both Green and the Chanticleers. For leading Coastal to its second straight Big South Conference regular-season championship and the most league wins in the conference's history (a 20-4 record), Green was honored as the Big South's Coach of the Year for the first time. The Chants advanced to the championship game of the Big South Tournament and finished with a 41-15 record, the program's second 40-win season in three years and fourth in school history. Coastal also posted its' highest-ever finish in the national RPI rankings, coming in 55th. Along the way, Green recorded her 500th career victory as a collegiate head coach on



Bob McCool F



March 26 when CCU defeated Campbell 8-1. Green also saw Kiana Quolas pitch a no-hitter in a win over North Carolina and Kory Hayden break the school's career home run record on April 6. Quolas repeated as both the Big South's unanimous Pitcher of the Year and a NFCA All-Region second team pick and was one of seven Chanticleers to earn all-conference honors. Quolas, Hayden and Bri Chiusano ranked among the top 10 nationally in several categories throughout the season, with Chiusano recording the second-most stolen bases in the country. The trio was joined on the All-Big South first team by Morgan Noad and Ashley Bagwell, while Sara Rasley and Amanda Daneker were named to the second team.

In her fourth campaign at CCU, Green led the Chanticleers to the Big South Conference regular-season championship - the program's first since 2006 - as they finished the campaign with a 19-5 league record and a 37-22 overall mark. In the Big South tournament, Coastal rallied to post three straight comeback victories over Radford, Liberty and Winthrop before falling one step short of the title game. The Chants finished the

season leading the conference in all major team pitching categories and offensively broke a school-record by hitting 70 home runs. Led by Green, Kiana Quolas was selected the Big South Pitcher of the Year and was joined on the All-Big South first team by Kory Hayden. Ashley Bagwell and earned second-team honors, while Bri Chiusano and Morgan Noad were named to the All-Freshman team.

In 2012, Green guided the Chanticleers back to the NCAA Tournament for the first time since 2006. They finished with a 44-20 overall record, won the Big South Conference Tournament and notched a victory in NCAA Regional play. The 44 wins equaled the single-season school record set in 1994. The Chants finished second in the conference during the regular season and then went 5-1 in the Big South Tournament, capped by a 4-1 win over Charleston Southern for their first conference tourney title since 2006. Returning to the NCAA Regionals for the first time in six seasons, Coastal rebounded from an opening-game loss to host Georgia and defeated Georgia Southern 2-1 for its first NCAA Regional win since 2000. The Chants' season ended the following game with a 5-3 loss to North Carolina. Green recorded her 400th career collegiate victory on Feb. 11 when the Chanticleers beat George Mason 4-3. Under Green, three Chants earned first team All-Big South Conference honors in 2012 as pitcher Kiana Quolas and utility player Sarah Maples joined third baseman and Big South Freshman of the Year Kory Hayden.

During her second season at the helm of the program, Green led the Chants to a 25-33 overall record and a fifth place finish in the Big South Conference with a record of 7-11. The Chants had a strong showing at the 2011 Big South Championship, pulling off two upsets. Fifth-seeded Coastal defeated No. 4 Charleston Southern 8-0 in its opening game and then upended No. 1 seed Radford 2-1.

In her first season, Green led Coast-

al to a 27-31 record, which was the best finish since the 2006 season when the Chants won the Big South Tournament and earned a trip to the NCAA Tournament. At the 2010 Big South Tournament, the Chants made a good run, playing four games in the double elimination tournament, including three games on the second day before their effort came up short, falling to Liberty. The Chants also tallied a win at South Carolina, the first since 2006. Jazmin Daigle was named Big South co-Freshman of the Year while Cacia Pierre earned All-Big South first team honors and Ashley Frederick was selected to the ESPN The Magazine Academic All-District first team.

Prior to Coastal, Green spent the previous 10 years as the head coach at Lock Haven University, where she led the Lady Eagles to two Division II National Championships over her last four years, capturing the 2006 and 2009 titles. In 2007, LHU was national runner-up and followed it up with a national semifinal appearance in 2008, compiling a 208-23 overall record in the four-year span. Her coaching staff was also honored as the Division II National Coaching Staff of the Year for the second time in 2009 after finishing with a 51-6 record.

She posted a 346-134 (.721) winning percentage overall at the school, the winningest coach in Lock Haven history and paced the squad to four straight Pennsylvania State Athletic Conference (PSAC) and NCAA Division II Atlantic Region titles. She had three 50-win seasons in her tenure, including a record-breaking 2006 when Lock Haven posted a program-best 56 wins. The program's rise to national prominence became evident during the 2005 season, when the squad boasted a 34-10 record and the first PSAC West title for LHU since 1988 and earned a berth in both the PSAC and NCAA Mid-Atlantic Regional tournaments.

Under her direction, senior pitcher Kristin Erb was named the 2006 and 2009 Division II National Pitcher of

Year and winner of the Honda Collegiate Women's Sports Award for the Top Female Athlete in Division II both years after leading the Lady Eagles to their national crowns. Green coached 28 All-PSAC, 12 All-Region and nine All-America players in her time at Lock Haven. She earned five PSAC Coach of the Year, five National Fastpitch Coaches Association (NFCA) Regional Coaching Staff of the Year and two NFCA National Coaching Staff of the Year awards for her efforts.

Throughout her career, Green has stayed active in the softball community by serving on numerous committees. From 2006-2009, Green served on the NFCA Mid-Atlantic Region All-America committee and was the NFCA Division II representative. Green also served as the coaches' committee chair at Lock Haven from 2004-2008 and was a Division II NCAA softball committee representative in 2008 and 2009.

Prior to her time at Lock Haven, Green spent two seasons playing for the Virginia Roadsters, a team in the Women's Professional Softball League. Green also served two seasons as an assistant coach for the women's softball team at Penn State University from 1996-1998, where she was an integral part of the Lady Lions' success and assisted in all facets of the program.

Green's collegiate career was spent at Northwestern University (1992-1996), where she was a three-time All-Big Ten player, and also garnered All-Mid-east Region honors, as well as an A.S.A. third-team All-American certificate in 1995. Upon graduation, Green was the Northwestern single season and career record holder in hits with 68 in 1994 and a four-year total of 215. She also shared the school's career RBIs mark with 87. In 1996, Green received the Northwestern Outstanding Senior Athlete Award, and earned her bachelor's degree in education and social policy.

In 1995, the Santa Ana, Calif., native graduated from the NACWAA/HERS institute. In 2011, she earned her Master of Science degree in sports administration from California University of Pennsylvania.

THE GREEN FILE

COACHING RECORD

YEAR	SCHOOL	RECORD	CHAMPIONSHIP/POSTSEASON
2000	LOCK HAVEN	11-27	-
2001	LOCK HAVEN	16-21	-
2002	LOCK HAVEN	37-15	-
2003	LOCK HAVEN	13-21	-
2004	LOCK HAVEN	27-17	-
2005	LOCK HAVEN	34-10	NCAA
2006	LOCK HAVEN	56-4	NCAA*
2007	LOCK HAVEN	52-5	NCAA**
2008	LOCK HAVEN	49-8	NCAA
2009	LOCK HAVEN	51-6	NCAA*
2010	COASTAL CAROLINA	27-31	-
2011	COASTAL CAROLINA	25-33	-
2012	COASTAL CAROLINA	44-20	TOURNAMENT/NCAA
2013	COASTAL CAROLINA	37-22	REGULAR SEASON
2014	COASTAL CAROLINA	41-15	REGULAR SEASON
2015	COASTAL CAROLINA	33-24	-
2016	COASTAL CAROLINA	37-22	-
2017	COASTAL CAROLINA	32-23	-
2018	COASTAL CAROLINA	26-28	-
2019	COASTAL CAROLINA	39-21	-

*NCAA Division II National Champions

**NCAA Division II National Runner-Up

20 Years Overall	687-373	.648
10 Years at Lock Haven	346-134	.721
10 Years at Coastal Carolina	341-239	.588

IMPORTANT CAREER WINS

DATE	GAME	SCORE	MILESTONE
3-15-2000	KUTZTOWN V. LOCK HAVEN	2-1	FIRST CAREER WIN
4-23-2004	CLARION V. LOCK HAVEN	3-0	100TH CAREER WIN
5-22-2006	EMPORIA STATE V. LOCK HAVEN	3-0	DII NCAA CHAMPIONSHIP
3-12-2007	SAINT XAVIER V. LOCK HAVEN	3-2	200TH CAREER WIN
3-4-2009	BYU-HAWAII V. LOCK HAVEN	8-0	300TH CAREER WIN
5-25-2009	ALA.- HUNTSVILLE V. LOCK HAVEN	8-0	DII NCAA CHAMPIONSHIP
2-1-2010	USC UPSTATE V. COASTAL CAROLINA	6-1	FIRST CAREER COASTAL WIN
5-13-2012	CHARLESTON SO. V. COASTAL CAROLINA	4-1	BIG SOUTH TOURN. CHAMP.
3-22-2014	COASTAL CAROLINA V. GARDNER-WEBB	9-0	100TH COASTAL WIN
3-26-2014	COASTAL CAROLINA AT CAMPBELL	8-1	500TH CAREER WIN
2-24-2017	MOREHEAD STATE V. COASTAL CAROLINA	10-0	200TH COASTAL WIN
2-25-2017	PENN STATE V. COASTAL CAROLINA	3-1	600TH CAREER WIN
4-28-2018	SO. ALABAMA V. COASTAL CAROLINA	3-2	300TH COASTAL WIN

COACHING STAFF

DANIELLE PENNER

Associate Head Coach | California, Pa, 1998
3rd season at CCU



Danielle Penner was named Coastal Carolina's Associate Head Coach on August 1, 2017.

Penner's focus is on the development of the Chanticleer pitching staff.

The 2019 season saw an improvement to the staff's team earned run average from 2018 by more than a half run. (.62)

Penner's 2019 staff saw success against Power 5 competition as they had a 4-3 record with wins versus Pitt (2) Penn State (1) Duke (1).

Kaitlin Beasley-Polko became the first Chanticleer to win 20 games in a season since 2014.

In 2018, the pitching staff featured junior Ashley Guillette and two newcomers, sophomore Taylor Schmidt and the freshman Beasley-Polko.

Guillette was second in the Sun Belt with 29 games started while pitching in 36 and a record of 14-13. Beasley-Polko went 12-14, a 3.70 earn run average in 149.1 innings. She showed flashes of her potential as she faced some of the top talent in the country when she went six innings on one earned run versus No. 16 Arizona State and Breanna Macha in a 4-2 loss on March 2 and then followed it up later in the season against the top pitcher

in the Sun Belt, Randi Rupp of Texas State as she pitched seven innings in a 1-0 loss on March 17.

Prior to CCU, Penner served as head coach at Barry University (Fla.) for the past 12 years. She became the institution's all-time winning coach compiling a 404-210 overall record, including a 184-99 record in the Sunshine State Conference.

Under Penner's leadership, the Bucs won 32 or more games nine times and had winning seasons in 11 of her 12 seasons.

During her 12 seasons she led the Buccaneers to six NCAA Tournament bids and the 2008 SSC Championship, in which they won 35 consecutive games.

Penner has coached 60 All-SSC players, 18 All-Americans, 55 All-Region honorees and 102 National Fastpitch Coaches Association (NFCA) Scholar All-America award winners. Her softball teams were also classroom leaders as well. They consistently posted GPA's of 3.3 or higher during her 12 years at the helm of the program.

Penner played four seasons at California University Pennsylvania (CUP) where she became one of the most accomplished and decorated players in NCAA Division II softball history. She

was voted to the NCAA Division II Silver Anniversary Softball Team.

During her career at CUP, she went 144-15, setting division records for wins and winning percentage (.906). She was a three-time NFCA All-American and earned regional tournament honors in 1996, 1997 and 1998. She was named the MVP in 1997 and 1998 when CUP won the national title.

Penner was perfect on the mound during her four seasons in conference play. She fashioned an 80-0 conference record, earning all-conference honors each season and was named the MVP following her junior and senior campaigns.

In leading CUP to the national title in 1997, Penner won a Division II record 50 games on the mound while only losing three. Her 50 wins against only three losses gave her a .943 winning percentage. Her 0.51 ERA was the nation's best.

In 1998, after leading CUP back to the national title, she earned the NCAA Division II National Softball Player of the Year Award from the NFCA, while also being named the Honda-Broderick Female Athlete of the Year for Division II.

She was a member of Team Ontario from 1994-97. She led the team to the bronze medal at the Canadian National Championships earning MVP honors in 1996.

She graduated from CUP in 1998 with a bachelor's degree in business administration and management. She also has a master's degree in sport management and an MBA from Barry University, earning both in 2004.



KRISTIN ERB

Assistant Coach | Lock Haven, 2010
7th Season at CCU

Kristin Erb joined Kelley Green's staff in 2012 as she served as an assistant coach as she focused on the pitching development of the Chanticleer pitching staff. Currently Erb's focus has shifted to much more of an overall focus with the defense of the outfielders and offensively with hitters, slap hitters, and bas-running technique.

2019 saw the Chants offensively rank 7th in the NCAA with 1.45 home runs per game and 8th overall behind Oklahoma, Arizona, Florida State, James Madison, Virginia Tech, Arizona State, and Alabama.

In 2017, Coach Erb's pitching staff had two hurlers finish in the top 10 of the conference in earned run average. Sophomore Ashley Guillette and Senior Taylor Rahbach both had a sub 3.00 ERA and tied each other for 9th in the Sun Belt with 13 victories.

Guillette started 22 times and ended the season with a 13-10 record, a 2.48 ERA which was 7th best in Sun Belt. She also led the conference with four saves, allowed opponents to hit a paltry .190, and struck out 182 in 146 innings which was third best in the conference. Six of her victories were of the seven innings or more and three hits or less.

Rahbach had a 13-9 record with an earned run average of 2.77 (10th SBC) and led the Chants with four shutouts.

In 2016, the Chanticleers finished second in the Big South with an 18-6 record and 37-22 overall record. The 18-win season ranked third best in school history behind the 2014 (20) and 2013 (19) seasons. Under the guidance of Erb, senior pitcher Kelsey Dominik recorded 19 victories, which tied for third-most in the Big South and senior Mackenzie Conrad recorded a Big South-leading four saves in the 2016 season. Also, freshman Ashley Guillette made her first pitching career start against NC State for the Chanticleers as she tied the single-game strikeout record with 13, which set by Ashley Bagwell in 2011. Guillette threw a no-hitter to lead the second-seeded Chanticleers to an 8-0 five-inning victory over No. 3 seed Liberty in the Big South Tournament quarterfinals.

The Chanticleers finish second in the Big South with a 16-7 record and 33-24 overall record. Coastal advanced to the semi-finals of the Big South tournament but fell short of the title game. Kory Hayden and Morgan Noad were selected to the All-Big South first team. Amanda Daneker and Kiana Quolas earned second-team honors while Kailey Mellen and



Annie Robinson were named to the All-Freshman team.

Under Erb, Coastal's pitching has led the Big South Conference in every major category each of the last two years and ranked among the top 10 in the nation in 2014. The Chanticleers finished 2014 with a 1.61 team ERA, ranking as the sixth-lowest in the NCAA. Individually, Kiana Quolas ranked eighth nationally with a 1.29 ERA, the fourth-best in school history, and totaled 27 wins, the second-most by a Chant pitcher in a single season. Quolas was an NFCA All-Region second team selection and the unanimous Big South Pitcher of the Year in both 2013 and 2014 and, guided by Erb, pitched a no-hitter against North Carolina on March 12, 2014. Teammate Ashley Bagwell joined Quolas on the All-Big South first team as a pitcher last season while posting a career-best 2.01 ERA and she finished her Coastal career ranked second in program history with 638 strikeouts.

Erb joined the Chanticleer staff after spending the 2012 season at James Madison University where she served as the pitching coach and was responsible for all coaching aspects of the pitching staff as well as working with the catchers in the development of game-calling strategies. In 2012, under the direction of Erb, the Dukes pitching staff produced eight shutouts while lowering the team ERA from 3.67 in 2011 to 3.03. In addition, the pitching staff lowered opponents' batting average 25 points over the previous year and produced 50 more strikeouts.

Before joining the staff at James Madison, Erb served a one-year stint as the pitching coach

at Austin Peay and oversaw all aspects of the team's pitching staff, including developing in-season and off-season pitching workouts and charting the pitching staff for evaluation. Erb also spent a season as an assistant coach with Lock Haven University, where she worked with the team's pitchers and catchers and also served as the first base coach.

As a player at Lock Haven, Erb amassed one of the greatest playing careers of any Division II softball player in history. She went 168-18 with a 0.389 ERA while recording 1,388 strikeouts and 100 shutouts. She ranks first in Division II history in victories, single-season wins (50), shutouts, games started (171), innings pitched (1,240) and consecutive scoreless innings pitched (86 1/3). In addition, she threw seven career perfect games and 13 no-hitters while being named a four-time NFCA All-American. She was a two-time winner of the Division II Honda Award for National Player of the Year and a three-time Daktronics Pitcher of the Year.

After finishing her playing career for the Eagles, the Reading, Pa., native spent two seasons playing in the NPF, formerly the Women's Pro Softball League. In 2009 she led the Philadelphia Force in wins, ERA and innings pitched and in 2010 she was second on the Tennessee Diamonds in ERA and innings pitched.

Erb graduated from Lock Haven University in 2010 with a bachelor's degree in sports administration.

COACHING STAFF/SUPPORT STAFF



AMANDA DANEKER

Volunteer Assistant Coach | Coastal Carolina, 2018
2nd Season at CCU

Amanda Daneker joined the Coastal Carolina softball coaching staff in August 2018 and serves as a volunteer assistant where she works with hitters and catching defense.

Along with her main duties with the Chanticleers, Daneker assists with the Coastal softball camps where she helps refine each camper's skills in all areas of softball such as catching, hitting, and infield.

Daneker spent five years on the Chants softball squad (2014-18) where she was earned second team All-Big South and first-team All-Freshman in 2014 when she hit .304 and seven home runs and 34 RBI. In 2015, as a sophomore Daneker earned herself a second-team all-conference as she hit .340, including .426 in Big South play.

Daneker earned her bachelor's of science degree in exercise and sport science in May 2018.

Sims is a graduate of Jacksonville State University and played four seasons with the Gamecocks where she saw the majority of her playing time at first base.

Sims was a .251 career hitter in 205 career games and in her four years in Jacksonville, Sims totaled 14 homers, 24 doubles, and 76 runs batted in.

With the glove, the former Ohio Valley Conference veteran ranked in the top three of the conference fielding percentage rankings in 2017-2019. In 2017, Sims committed just one error in 306 opportunities.

HAYLEY SIMS

Graduate Assistant | Jacksonville State, 2018
1st Season at CCU



BLAKE SCHULTZ

Dir. of Softball Operations | Coastal Carolina, 2018
1st Season at CCU

Schultz is a graduate of Coastal Carolina University where he completed his degree in 2018 with a bachelor of science in Recreation and Sports Management.

Schultz spent the 2017 and 2018 seasons part of the support staff as a student manager. The Pittsburgh, Pa. native was tasked with the set-up of team practices, game-day operations, responsible for the management of team equipment, coordinating game days activities, assisting in the creation of the travel itinerary, pitching codes, scouting videos, game day scouting activities, and oversaw bullpen sessions.

Schultz graduated from Pine Richland High School (2014) in Gibsonia, Pa. where he played football, basketball, and baseball.

SUPPORT STAFF



SONYA WOODS
Speed, Strength
and Conditioning Coach



KRISTYN WILHELM
Assistant Athletic Trainer



PATRICK WHALEN
Student Manger



FELICIA TRACY
Student Manger



KENNETH BROWN
Student Manger



ALLY MARGANO

P | 5-8 | SR. | MIDDLETOWN, N.Y. S.C./ MIDDLETOWN (FLAGLER)

GAME HIGHS

Innings Pitched	3	v. Troy (3/22/19)	Walks Allowed	3	at North Carolina (4/9/19)
Runs Allowed	4	at UT Arlington (4/19/19)	Strikeouts	2	2x, last v. Troy (3/22/19)
Earned Runs Allowed	4	at UT Arlington (4/19/19)	Hits Allowed	6	at UT Arlington (4/19/19)

**Fall 2019 3.0 or better GPA*

**2018-19 Sun Belt Conference Commissioner's List (3.50 or better GPA)*

**Spring 2019 Dean's List (3.50-3.99)*

2019 (Junior): Pitched in nine games. . . Tallied 17.1 innings. . . Pitched a season-high three innings on March 22 versus Troy.

2018 (Sophomore - Flagler Univ.): Made 36 appearances with 29 starts...Posted a 10-13 record with a 4.02 ERA...Tossed 13 complete games and 151.1 innings...Fanned 113 batters...Struck out a season-high nine batters in a complete game win vs. Georgia Southwestern (April 21)...Tossed three scoreless innings of relief with three strikeouts vs. Young Harris (March 6).

2017 (Freshman - Flagler Univ.): Earned consensus all-region honors and was a first-team all-conference pick...Made 38 appearances in the circle with 28 starts...Posted a 23-7 record with two saves and a 1.79 earned run average...Completed 20 games and recorded eight shutouts...In 203.1 innings pitched she fanned 205 batters...Broke the school's single-season record for innings pitched, wins and complete games...Was the Peach Belt Conference Freshman of the Week three times (Feb. 14 and 27, and March 27) and the PBC Pitcher of the Week (Feb. 20)...Was the Louisville Slugger D2 National Pitcher of the Week (Feb. 22)...Tied a school record with 15 strikeouts in a win over Palm Beach Atlantic (Feb. 18)...Tallied 14 strikeouts in a hard-luck loss at USC Aiken (March 14) after tossing 9.1 innings...Recorded first collegiate win after fanning eight while going the distance vs. Lee (Feb. 4)... Earned the PBC Presidential Honor Roll Bronze Scholar, 2017 ALL-SOUTHEAST REGION, FIRST-TEAM (D2CCA), 2017 ALL-SOUTHEAST REGION, FIRST-TEAM (NFCA), 2017 ALL-PBC, FIRST-TEAM (coaches)



CAREER STATISTICS

YEAR	ERA	W-L	APP	GS	CG	SHO	SV	IP	H	R	ER	BB	SO	2B	3B	HR	BF	BAVG	WP	HBP	BK	SFA	SHA
2019....	6.06	0-0	9	0	0	0/2	0	17.1	27	16	15	8	8	7	0	2	90	.355	3	2	0	2	2
TOTAL...	6.06	0-0	9	0	0	0/2	0	17.1	27	16	15	8	8	7	0	2	90	.355	3	2	0	2	2

CHANTICLEER ROSTER

26

MICHAELA McAULEY

UTL | 5-1 | SR. | CHARLESTON, S.C./PINEWOOD



GAME HIGHS

Hits:	-	RBI:	-	
Doubles:	-	Runs:	1	25x, last at Louisiana (4/26/19)
Triples:	-	Walks:	-	
Home Runs:	-	Stolen Bases:	1	4x, last v. Rider (2/9/19)

***Fall 2019 3.0 or better GPA**

***2018-19 Sun Belt Conference Commissioner's List (3.50 or better GPA)**

***Spring (2018 3.0 or Better GPA)**

***Fall 2018 Dean's List (3.50-3.99 GPA)**

2019 (Junior): Played in 25 games. . . .scored nine runs

2018 (Sophomore): Saw action in 20 games. . . .scored eight runs.

2017(Freshman): Played in 25 games. . . .Scored nine runs. . . .Picked up first run of her career run against Youngstown State on February 11.



CAREER STATISTICS

YEAR	AVG	GP-GS	AB	R	H	2B	3B	HR	RBI	TB	SLG%	BB	SO	HBP	GDP	OB%	SF	SH	SB-ATT	PO	A	E	FLD%
2017....	.000	25-0	0	9	0	0	0	0	0	0	.000	0	0	0	0	.000	0	0	3-6	0	0	0	.000
2018....	.000	20-0	0	8	0	0	0	0	0	0	.000	0	0	0	0	.000	0	0	0-1	0	0	0	.000
2019....	.000	18-1	0	8	0	0	0	0	0	0	.000	0	0	0	0	.000	0	0	1-2	0	0	0	.000
TOTAL...	.000	63-1	0	25	0	0	0	0	0	0	.000	0	0	0	0	.000	0	0	4-9	0	0	0	.000



KASSIDY SMITH
INF/C | 5-10 | SR. | COLLINSVILLE, ILL./COLLINSVILLE

GAME HIGHS

Hits:	3	4x, last v. UNCW (4/16/19)	RBI:	6	v. Rider (2/8/19)
Doubles:	1	23x, last v. UL Monroe (5/11/19)	Runs:	3	2x, last v. Ga. Southern (4/7/18)
Triples:	1	v. Saint Francis (Pa.) (3/24/18)	Walks:	3	2x, last v. Ga. State (4/21/18)
Home Runs:	2	4x last v. Winthrop (4/6/19)	Stolen Bases:	2	v. Bryant (3/11/19)

- *Fall 2019 Dean's List (3.50-3.99 GPA)
- *2018-19 Sun Belt Conference Academic Honor Roll (3.00-3.49 GPA)
- *Spring 2019 (3.0 or better GPA)
- *Fall 2018 Dean's List (3.50-3.99 GPA)
- *2017-18 NFCA Academic All-American (3.50 or better GPA)
- *2017-18 Sun Belt Conference Commissioner's List (3.50 or better GPA)
- *2016-17 Sun Belt Commissioner's List (3.50 or better GPA)
- *Fall 2017 Dean's List (3.50-3.99 GPA)
- *2019 Sun Belt All-Tournament Team
- *2019 Sun Belt Player of the Week (week of March 2 and March 7)

2019 (Junior): 2019 (Junior): Sun Belt Player of the Week (week of March 2 and March 7) where she batted .444 (8-for-18) five homers, nine RBI and six walks. . . Only player to appear in all 60 Chanticleer games (first base). . . Lead the team and conference with 15 home runs and had a team-high 37 runs batted in. . . Earned SBC Tournament Team honors as she helped the Chants to the championship game. . . Third on the team with a .265 batting average . . . tied for second on the team with seven stolen bases. . . Had a career-high six RBI versus Rider on Feb. 8. . . Second in the Sun Belt Conference with 18 hit by pitches and runs scored with 49. . . Fifth in the conference with a .623 slugging percentage and sixth with a .474 on-base percentage. . . Became the Chanticleer single-season leader with 18 hit-by-pitches and all-time leader with 38 and jumped into the top five in school history with her 37th career home run (4th all-time).

2018 (Sophomore): Started all 54 games, Smith hit .273, 11 homers, 7 doubles, 1 triple and 26 RBI. The sophomore first baseman for the non-conference portion of the season was primarily used in the middle of the lineup but in Sun Belt play she was moved to the top of the line-up where she has reached base .432 of the time while slugging percentage .625. . . In 2018, Smith also had five multi-hit games, four multi-RBI games, five-game hitting streak and a reached base 11 straight times. In a stretch of 12 games, Smith had hits in 10 games as she went 11-for-28 (.393), picking up 3 HR and a triple, 7 RBI, on OBP of .538 and slugging percentage of .786.

2017 (Freshman): Played in 55 games, started 54 as she saw time at first (28 games), catcher (25 games), and third (1 game). . . First on the team with 11 home runs, 27 walks, and 11 multi-RBI. . . Totaled 31 hits and second on the team with 31 RBI . . . Had four two-hit games highlighted by a 2-for-2 with two home runs and three RBI in a 6-2 win over Robert Morris on Mar. 9. . . In the field, she was first on the team with a .994 fielding percentage.

CAREER STATISTICS

YEAR	AVG	GP-GS	AB	R	H	2B	3B	HR	RBI	TB	SLG%	BB	HBP	SO	GDP	OB%	SF	SH	SB-ATT	PO	A	E	FLD%
2017....	.233	55-54	133	21	31	7	0	11	31	71	.534	27	9	26	0	.396	0	1	0-0	325	17	2	.994
2018....	.273	54-54	139	30	38	7	1	11	26	80	.576	36	11	33	2	.452	2	0	0-0	269	12	3	.989
2019....	.265	60-60	151	49	40	9	0	15	37	94	.623	43	18	33	1	.474	1	0	7-7	287	13	2	.993
TOTAL...	.258	169-168	423	100	109	23	1	37	94	245	.579	106	38	92	3	.444	3	1	7-7	881	42	7	.992

2

STAVI AUGUR

OF | 5-3 | JR. | DEL MAR, CALIF./TORREY PINES



GAME HIGHS

Hits:	3	2x, last at Col. of Charleston (4/23/19)	RBI:	4	v. South Alabama (4/7/19)
Doubles:	1	18x, last v. Louisiana (5/11/19)	Runs:	3	v. at Duke (3/19/19)
Triples:	1	2x, last v. Pitt (2/23/19)	Walks:	2	2x, last v. Bryant (3/11/19)
Home Runs:	1	13x, last v. Troy (5/9/2019)	Stolen Bases:	1	22x, last at Col. of Charleston (4/23/19)

***Fall 2019 Dean's List (3.50-3.99 GPA)**

***2018-19 Sun Belt Conference Academic Honor Roll (3.00-3.49 GPA)**

***Spring 2019 Dean's List (3.50-3.99 GPA)**

***Fall 2017 3.0 or better GPA**

2019 (Sophomore): Played in 60 games and started 59 (36 in right field, 14 at third base, 8 in center field, 1 at second base). . . Hit a career-high .269 (second on team), 10 homers (third on team), 34 runs batted in (third on team), 14 walks .515 slugging percentage, .344 on-base percentage. . . On February 23, Augur helped in a sweep of Penn State and Pitt. Augur picked up a one out RBI double to spark a three-run sixth inning in the 3-1 versus Penn State at the UCF Tournament. . . On April 8 at South Alabama, CCU beat the Jaguars 6-4 as Augur hit a grand slam in the top of the sixth. . . Also collected three RBI in games three times (March 2 v. Austin Peay, April 14 v. Texas State, May 3 v. App State). . . Added her first sacrifice of the season against UTA in the Sun Belt Championship tournament that scored teammate Kendall Coyle in a 5-4 Chant victory.

2018 (Freshman): Started 47 of 48 games played. . . Overall, Augur batted .237, 3 homers, 8 doubles and a triple in her freshman season that included six multi-hit games. . . In conference, the freshman third baseman had a better batting average in the conference as she's batting .271. . . In 2018, she had a five-game hitting streak where she hit .444, had a homer, 2 doubles, and six runs batted in. Also her longest streak of reaching base was nine. . . Had her first collegiate hit (single) on February 10 at home UNCG in a 2-1 win. . . Had her first multi-hit game as she went 3-for-4 against at home against the Georgetown Hoyas on February 23, including her first career homer in a 7-5 win.

CAREER STATISTICS

YEAR	AVG	GP-GS	AB	R	H	2B	3B	HR	RBI	TB	SLG%	BB	HBP	SO	GDP	OB%	SF	SH	SB-ATT	PO	A	E	FLD%
2018....	.237	48-47	135	14	32	8	1	3	16	51	.378	4	5	17	2	.281	2	2	1-1	50	63	11	.911
2019....	.269	59-59	171	28	46	10	1	10	34	88	.515	14	6	30	0	.344	1	1	1-1	61	20	5	.942
TOTAL...	.255	107-106	306	42	78	18	2	13	50	139	.454	18	11	47	2	.317	3	3	2-2	111	83	16	.924



KAITLIN BEASLEY-POLKO

P | 5-7 | JR. | LEONARDTOWN, MD./LEONARDTOWN

99

GAME HIGHS

Innings Pitched	7	39x, last v. Ga. Southern (5/8/19)	Walks Allowed	6	v. New Mexico St. (3/3/18)
Runs Allowed	8	3x, last v. UT Arlington (4/18/19)	Strikeouts	14	v. Kent State (2/16/18)
Earned Runs Allowed	8	2x, last v. UT Arlington (4/18/19)	Hits Allowed	11	at UT Arlington (4/20/19)

**Fall 2019 President's List (4.00 or better GPA)*

**2018-19 Sun Belt Conference Commissioner's List (3.50 or better GPA)*

**Spring 2019 (3.0 or better GPA)*

**2017-18 NFCA Academic All-American (3.50 or better GPA)*

**Fall 2018 Dean's list (3.50-3.99 GPA)*

**2017-18 Sun Belt Conference Commissioner's List (3.50 or better GPA)*

**Spring 2018 President's List (4.00 or better GPA)*

**Fall 2017 Dean's list (3.25-3.99 GPA)*

***2019 All-Sun Belt Second Team**

***2019 Sun Belt Pitcher of the Week (Week of Feb. 27 and March 5)**

2019 (Sophomore): Pitched in 45 games, started 31... Ranked in the top 10 of seven Sun Belt Categories; Second with 23 wins, third with 213.2 innings, third with 172 strikeouts, fourth with 41 strikeouts looking, second with five saves, ninth with a 3.05 earned run average, and fifth with a .240 opponent batting average... Lead the Chants with a win/loss record of 23-13, ERA, 18 complete games, in strikeouts, OBA, innings pitched, strikeouts, and saves... First Chant to win 20 games in a season since 2012 (Kiana Quolas)... Had a season-high nine k's in a 6-4 win versus Winthrop on Apr. 16.

2018 (Freshman): Started in 35 of the 37 games pitched... Was named Madness Sun Belt Softball Player of the Week as had a season-high 14 strikeout performance against Kent State (February 4) which is the second-highest in school history and then followed it up Sunday against Robert Morris with ten strikeouts in a five-inning complete game... On the season Beasley-Polko went 12-14, a 3.70 earn run average in 149.1 innings... Polko showed flashes of her potential as she faced some of the top talent in the country when she went six innings on one earned run versus No. 16 Arizona State and Breanna Macha in a 4-2 loss on March 2 and then followed it up later in the season against the top pitcher in the Sun Belt, Randi Rupp of Texas State as she pitched seven innings in a 1-0 loss on March 17.

CAREER STATISTICS

YEAR	ERA	W-L	APP	GS	CG	SHO	SV	IP	H	R	ER	BB	SO	2B	3B	HR	BF	BAVG	WP	HBP	BK	SFA	SHA
2018....	3.70	12-14	37	25	13	5/0	3	149.1	144	90	79	70	140	18	4	16	705	.245	15	33	0	5	9
2019....	3.05	23-13	45	31	18	4/4	5	213.2	194	104	93	77	172	26	1	22	927	.240	20	26	0	2	14
TOTAL....	3.32	35-27	82	56	31	9/4	8	363.0	338	194	172	147	312	44	5	38	1632	.242	35	59	0	7	23

6

COURTNEY DEAN

OF | 5-5 | JR. | INDIAN TRAIL, N.C./ SUN VALLEY



GAME HIGHS

Hits:	3	5x, last time v. Duke (3/19/19)	RBI:	5	v. UConn (2/17/18)
Doubles:	1	14x, last time at UT Arlington (4/19/19)	Runs:	3	v. UNCW (4/16/19)
Triples:	1	3x, last v. Ga. Southern (4/7/18)	Walks:	3	at South Alabama (4/7/19)
Home Runs:	2	6x, last v. South Alabama (4/20/18)	Stolen Bases:	2	v. Georgetown (2/25/18)

- *Fall 2019 President's List (4.00 or better GPA)
- *2018-19 Sun Belt Conference Commissioner's List (3.50 or better GPA)
- *Spring 2019 President's List (4.00 or better GPA)
- *2019 Google Cloud Academic All-America First Team
- *2019 Google Cloud Academic All-District Team
- *2017-18 NFCA Academic All-American (3.50 or better GPA)
- *Fall 2018 President's List (4.00 or better GPA)
- *2017-18 Sun Belt Conference Commissioner's List (3.50 or better GPA)
- *Spring 2018 President's List (4.00 or better GPA)
- *Fall 2017 President's List (4.00 or better GPA)

- *2019 All-Sun Belt Second Team
- *2018 Sun Belt First-Team All-Conference
- *2018 NFCA Second-Team All-Region

2019 (Sophomore): Dean earned All-Sun Belt Second Team honors and became the fifth Chant in school history to earn the status of Academic All-American. . . Played in and started 52 games in center field where she had a team-high .327 batting average, a team-high 11 doubles (Tied for 7th in SBC), was second on the team with 13 home runs (2nd in SBC), led the team with a .654 slugging percentage (Led SBC) and 36 runs batted in. . . Had three or more RBI in a game four times, including a season-high four against Boston University on Feb. 9 as she went 3-for-4, a homer, and a double. . . Had a three-run homer in the bottom of the sixth inning on March 29 versus ULM that gave CCU a 7-5 come from behind victory. . . Jumped into the top 10 of career home runs in school history with her 28th (7th all-time).

2018 (Freshman): Won Sun Belt Player of the Week for the week of February 25. . . Started 47 of 50 games played in. . . Dean moved from the infield to outfield at the beginning of the season due to the Chanticleers injuries in the outfield and was top 10 in the Sun Belt Conference in batting average, home runs, and RBI. . . Her .345 batting average, which was tops for all freshman. . . Nine of her 15 homers came in conference play and 15 was second best in the SBC and tied for sixth most in Chanticleer single season history. . . Her 39 RBI was also third best in the conference and best among all freshman. . . Dean was tops on the Chants squad with 14 multi-hit games, 13 multi-RBI games and had the longest hitting streak of the season of 8 games. . . Her first career-hit occurred in her first career at-bat in her first game as a pinch hitter against Iowa State in an 8-0 win.



CAREER STATISTICS

YEAR	AVG	GP-GS	AB	R	H	2B	3B	HR	RBI	TB	SLG%	BB	HBP	SO	GDP	OB%	SF	SH	SB-ATT	PO	A	E	FLD%
2018....	.345	50-47	145	29	50	3	3	15	39	104	.717	5	2	17	1	.373	1	0	8-10	57	5	4	.939
2019....	.327	52-52	153	34	50	11	0	13	36	100	.654	21	1	31	1	.409	1	0	7-8	71	1	3	.960
TOTAL...	.336	102-99	298	63	100	14	3	28	75	204	.685	26	3	48	2	.392	2	0	15-18	128	6	7	.950



TAYLOR SWEIGART

INF | 5-7 | JR. | MERTZTOWN, PA./ BRANDYWINE

45

GAME HIGHS

Hits:	3	v. Texas State (4/13/19)	RBI:	2	8x, last v. Texas State (4/13/19)
Doubles:	1	9x, last at UL Monroe (3/29/19)	Runs:	2	8x, last v. Texas State (4/13/19)
Triples:	1	2x, last v. Pitt (2/23/19)	Walks:	2	2x, last v. UL Monroe (3/30/19)
Home Runs:	1	10x, last v. Texas State (4/13/19)	Stolen Bases:	2	3x, last v. Pitt (2/22/19)

- *Fall 2019 President's List (4.00 or better GPA)
- *2018-19 Sun Belt Conference Commissioner's List (3.50 or better GPA)
- *Fall 2019 President's List (4.00 or better GPA)
- *2017-18 NFCA Academic All-American (3.50 or better GPA)
- *Fall 2018 President's List (4.00 or better GPA)
- *2017-18 Sun Belt Conference Commissioner's List (3.50 or better GPA)
- *Spring 2018 President's List (4.00 or better GPA)
- *Fall 2017 Dean's List (3.25-3.99 GPA)

*2019 All-Sun Belt Second Team

2019 (Sophomore): Second Team All-Sun Belt. . . Played and started in 37 games at second base. . . At the time of a season-ending injury, Sweigart was the second leading hitter on the Chants squad with a .315 batting average. . . led the team with eight stolen bases. . . second on the team with a .431 on-base percentage. . . six home runs. . . six multi-RBI games.

2018 (Freshman): Started 42 of 42 games played. . . batted .221 with 5 homers and 13 RBI while scoring 19 runs. . . Had her first career hit on February 11 versus Saint Francis. . . Connected with her first and second career home runs in back-to-back games of a double-header wins against her sister, Sam and the Lafayette Leopards on February 15 and 16. . . Scored her first career run on February 10 versus Iowa State in a 5-0 win. . . Multi RBI games twice each time having two, first against Lafayette on February 15 and then on March 6 in a 6-2 win.



CAREER STATISTICS

YEAR	AVG	GP-GS	AB	R	H	2B	3B	HR	RBI	TB	SLG%	BB	HBP	SO	GDP	OB%	SF	SH	SB-ATT	PO	A	E	FLD%
2018....	.221	42-42	104	19	23	3	0	5	13	41	.394	15	7	25	1	.354	1	0	9-10	87	36	4	.969
2019....	.315	37-37	108	25	34	6	2	6	17	62	.574	17	5	16	0	.431	0	0	8-12	80	47	4	.969
TOTAL...	.269	79-79	212	44	57	9	2	11	30	103	.486	32	12	41	1	.393	1	0	17-22	167	83	8	.969

CHANTICLEER ROSTER

33

MACKENZIE BEYER

INF/C | 5-6 | SO. | CRANSTON, R.I./ CRANSTON WEST



GAME HIGHS

Hits:	-	RBI:	-	
Doubles	-	Runs:	1	4x, last UT Arlington (5/8/19)
Triples	-	Walks	1	v. Bryant (4/12/19)
Home Runs	-	Stolen Bases	-	

*Spring 2019 (3.0 or better GPA)

2019 (Freshman): Played in 53 games, started 50 (28 at designated player, 19 at catcher, 2 in right field). . . batted .243, six homers, and 16 runs batted in. . . two multi-RBI games. . . Had first career hit on Feb. 10 versus UIC with her first of four doubles on the season.



CAREER STATISTICS

YEAR	AVG	GP-GS	AB	R	H	2B	3B	HR	RBI	TB	SLG%	BB	HBP	SO	GDP	OB%	SF	SH	SB-ATT	PO	A	E	FLD%
2019....	.000	12-0	0	4	0	0	0	0	0	0	.000	1	0	0	0	1.000	0	0	0-0	0	0	0	.000
TOTAL...	.000	12-0	0	4	0	0	0	0	0	0	.000	1	0	0	0	1.000	0	0	0-0	0	0	0	.000



KENDALL COYLE

INF | 5-3 | SO. | PALM BEACH GARDENS, FLA./SUN COAST COMMUNITY

00

GAME HIGHS

Hits:	2	5x, last v. UT Arlington (5/8/19)	RBI:	2	2x, last v. Texas State (4/12/19)
Doubles:	1	4x, last v. Texas State (4/13/19)	Runs:	2	v. Pitt (2/23/19)
Triples:	-		Walks:	3	2x, last v. Pitt (2/23/19)
Home Runs:	1	6x, last v. UT Arlington (5/8/19)	Stolen Bases:	-	

**Fall 2019 Dean's List (3.50-3.99 GPA)*

**2018-19 Sun Belt Conference Commissioner's List (3.50 or better GPA)*

**Spring 2019 Dean's List (3.50-3.99 GPA)*

**Fall 2018 President's list (4.00 or better GPA)*

2019 (Freshman): Played in 12 games. . . Scored four runs and her biggest came the bottom of the bottom of the seventh in the 5-4 win over UTA in the Sun Belt Championship tournament.



CAREER STATS

YEAR	AVG	GP-GS	AB	R	H	2B	3B	HR	RBI	TB	SLG%	BB	HBP	SO	GDP	OB%	SF	SH	SB-ATT	PO	A	E	FLD%
2019....	.243	53-50	115	15	28	4	0	6	16	50	.435	30	1	33	3	.404	0	0	0-0	131	6	2	.986
TOTAL...	.243	53-50	115	15	28	4	0	6	16	50	.435	30	1	33	3	.404	0	0	0-0	131	6	2	.986

8

SYDNEY GUESS

OF/C | 5-3 | SO. | MECHANICSVILLE, VA. / LEE DAVIS



GAME HIGHS

Hits:	3	at South Carolina (2/27/19)	RBI:	2	v. Troy (3/23/19)
Doubles:	1	7x, last v. Texas State (4/14/19)	Runs:	2	2x, last v. Texas State (4/14/19)
Triples:	-	-	Walks:	2	v. Bryant (3/12/19)
Home Runs:	1	3x, last v. Troy (3/23/19)	Stolen Bases:	1	v. Tennessee (2/8/19)

***Fall of 2019 Dean's List (3.50-3.99 GPA)**

***2018-19 Sun Belt Conference Commissioner's List (3.50 or better GPA)**

***Spring 2019 Dean's List (3.50-3.99 GPA)**

***Fall of 2018 Dean's List (3.25-3.99 GPA)**

2019 (Freshman): Played in 54 games, 49 starts all in left field. . . Hit .215, three home runs, 12 runs batted in. . . Had two or more hits in six games, including a career-high three at #13 South Carolina on Feb. 27. . . On Feb. 8 Guess picked up her first career hit in her first career at-bat against number #8 Tennessee with a single to right field.



CAREER STATISTICS

YEAR	AVG	GP-GS	AB	R	H	2B	3B	HR	RBI	TB	SLG%	BB	HBP	SO	GDP	OB%	SF	SH	SB-ATT	PO	A	E	FLD%
2019....	.215	54-49	144	19	31	7	0	3	15	47	.326	12	1	21	1	.277	2	2	1-1	75	5	2	.976
TOTAL...	.215	54-49	144	19	31	7	0	3	15	47	.326	12	1	21	1	.277	2	2	1-1	75	5	2	.976



ALLISON KREYER

INF | 5-6 | SO. | ASHBURN, VA./STONE BRIDGE

7

GAME HIGHS

Hits:	1	2x, last v. Pitt (2/23/19)	RBI:	-
Doubles	1	2x, last v. Pitt (2/23/19)	Runs:	-
Triples	-		Walks	1 at South Alabama (4/6/19)
Home Runs	-		Stolen Bases	-

**Fall 2019 Dean's List (3.50-3.99 GPA)*

**2018-19 Sun Belt Conference Commissioner's List (3.50 or better GPA)*

**Spring 2019 Dean's List (3.50-3.99 GPA)*

**Fall 2018 Dean's List (3.25-3.99 GPA)*

2019 (Freshman): Played in 17 games, started six (4 third base, 2 shortstop)... Had two hits on the season, two doubles. . . First career hit came on Feb 8 versus Rider in the Kickin' Chicken Classic.



CAREER STATISTICS

YEAR	AVG	GP-GS	AB	R	H	2B	3B	HR	RBI	TB	SLG%	BB	HBP	SO	GDP	OB%	SF	SH	SB-ATT	PO	A	E	FLD%
2019....	.087	17-6	23	2	2	2	0	0	0	4	.174	1	0	6	1	.125	0	0	0-0	9	4	1	.929
TOTAL...	.087	17-6	23	2	2	2	0	0	0	4	.174	1	0	6	1	.125	0	0	0-0	9	4	1	.929

CHANTICLEER ROSTER

24

ABBHEY MONTOYA

INF | 5-4 | SO. | CASTLE ROCK, COLO./DOUGLAS COUNTY



GAME HIGHS

Hits:	2	7x, last v. UL Monroe (5/11/19)	RBI:	3	2x, last v. Texas State (4/13/19)
Doubles:	1	3x, last at Louisiana (4/27/19)	Runs:	2	2x, last v. UL Monroe (5/11/19)
Triples:	1	v. UL Monroe (3/30/19)	Walks:	2	2x, last v. UL Monroe (5/11/19)
Home Runs:	2	v. Ga. State (3/10/19)	Stolen Bases:	1	4x, last v. Ga. Southern (5/8/19)

- *Fall 2019 President's List (4.00 or better GPA)
- *2018-19 Sun Belt Conference Commissioner's List (3.50 or better GPA)
- *Spring 2019 President's List (4.00 or better GPA)
- *Fall of 2018 President's List (4.00 or better GPA)

2019 (Freshman): Played in 56, started 52 (22 at second base, 10 in the right field, 19 at designated player, 1 at third base). . . batted .232, 7 homers (fourth on team), 16 runs batted in. . . Had first career hit versus Marshall on February 15. . . Had two hits seven times . . . Had a career-high three twice (Mar. 10 versus Georgia State and Apr. 13 versus Texas State).



CAREER STATISTICS

YEAR	AVG	GP-GS	AB	R	H	2B	3B	HR	RBI	TB	SLG%	BB	HBP	SO	GDP	OB%	SF	SH	SB-ATT	PO	A	E	FLD%
2019....	.232	56-52	151	17	35	3	1	7	16	61	.404	13	1	32	2	.295	1	0	4-6	57	38	3	.969
TOTAL...	.232	56-52	151	17	35	3	1	7	16	61	.404	13	1	32	2	.295	1	0	4-6	57	38	3	.969



ADRIENNE VISINTINE

OF | 5-11 | PARKER, COLO./CHAPARRAL

16

GAME HIGHS

Hits:	3	v. UL Monroe (5/11/19)	RBI:	3	v. Presbyterian (2/16/19)
Doubles:	1	v. UL Monroe (5/11/19)	Runs:	1	8x v. UL Monroe (5/11/19)
Triples:	-		Walks:	1	2x v. Ga. State (3/8/19)
Home Runs:	1	5x, last v. UT Arlington (4/20/19)	Stolen Bases:	1	v. Ga. State (3/8/19)



**Fall of 2019 Dean's List (3.50-3.99 GPA)*

**2018-19 Sun Belt Conference Commissioner's List (3.50 or better GPA)*

**Spring 2019 Dean's List (3.50-3.99 GPA)*

**Fall of 2018 President's List (4.00 or better GPA)*

2019 (Freshman): Played in 27 games, started 10 at designated player. . . First career hit came on Feb 9 with a home run in her second career at-bat versus Rider in a 5-0 win. . . Hit five home runs. . . Helped the Chants advance to the Sun Belt tournament championship game with her only double of the season as she scored the second of two runs in the 4-2 extra inning victory versus ULM.

CAREER STATISTICS

YEAR	AVG	GP-GS	AB	R	H	2B	3B	HR	RBI	TB	SLG%	BB	HBP	SO	GDP	OB%	SF	SH	SB-ATT	PO	A	E	FLD%
2019....	.160	17-4	25	4	4	0	0	4	7	16	.640	2	0	13	0	.222	0	0	1-1	0	0	0	.000
TOTAL...	.160	17-4	25	4	4	0	0	4	7	16	.640	2	0	13	0	.222	0	0	1-1	0	0	0	.000

NEWCOMERS



4 GABBY BAYLOG

Freshman | 5-7 | INF/P
Waxhaw, N.C. | Marvin Ridge

Marvin Ridge HS: Baylog earned three-time all-conference, a four-time all-state, a four-time all-district selections in four seasons at Marvin Ridge High School. In her career, Gabby had .386 batting average compiling 122 hits, 27 doubles, and nine home runs with 77 RBI. As a pitcher, she posted a 1.45 earned run average across 605 innings, recorded 359 strikeouts to finish, and five no-hitters with a 61-15 record. Baylog's accolades include: a 2016 Hot Stove Youth Player of the Year, a three-time Marvin Ridge High School MVP (2016-19), a two-time SCC Player of the Year (2018-19), a two-time Hot Stove Player of the Year (2018-19), the 2018 Enquirer Journal Pitcher of the Year, the 2019 Enquirer Journal MVP, the 2019 SCC Pitcher of the Year, and a 2019 Charlotte Observer All-Softball Team selection and the 2019 UCHS Cy Young Winner.

In the classroom, she was on the Honor Roll for three straight years and received the Academic Excellence Award for Business in 2016.

"Players don't come more versatile than Gabby," Green said. "She can play anywhere on the field and at an elite level. She has a great swing that will translate to success at our level."



17 RAELEE BRABHAM

Freshman | 5-9 | P
Moncks Corner, S.C. | Berkley

Berkley HS: Brabham is a pitcher out of Moncks Corner, S.C. where she helped her team to back-to-back Region 8 and District 8 Championships in 2017 and 2018. Offensively in her career, Rae has posted a .356 batting average, totaled 26 hits, eight doubles, three home runs, and 29 RBI. As a pitcher, she collected a 24-6 record a 1.90 ERA in 130 innings with 234 strikeouts. Her play earned her several awards including back-to-back Azalea Invitational Tournament MVPs, All-State, and Post and Courier All-Low Country Softball Award selections, and in her junior season of 2018, Brabham received the Player of the Year honor from Prep Sports.

"Raelee has developed into an impressive pitcher," said Green. "We are really excited about her ability to keep batters off balance, command the zone and her future potential."



1 ALLY CLEGG

Junior | 5-6 | INF
Leesburg, Ga. | Lee County (Chipola College)

Chipola: Clegg comes to the Coastal softball program after spending two seasons at Chipola College in Marianna, Florida where she hit .358, 11 home runs, drove in 59 runs, scored 61 bases and had 41 stolen bases in her sophomore season. . . . A member of the 2019 NJCAA National Champions and NJCAA runner-up in 2018, 2019 NJCAA National Championship "Most Outstanding Defensive Player," back-to-back conference championships, two-time FCSAA State Champion, 2019 FCSAA State Tournament Team, First-Team Panhandle All-Conference (2018-19) named NJCAA Region Player of the Week in April 2019.

Lee County HS: Clegg set various records starting in her freshman year. . . . As a freshman with Lady Trojans, Clegg was Offensive Player of the Year as she led the team in home runs and set the season record with home runs. In 2014, she was First Team All-Region and Area. . . . As a sophomore, she broke the single-season home run record and became the schools all-time home run leader. That season she earned First Team All-Region, Area and an All-State Selection. . . . As a junior she led the Trojans to a regional championship and again led in home runs, set the single-season school record for home runs for a third consecutive year. In 2016, she was named First Team All-Region and Area and earned another All-State selection. . . . In her final season of 2017, Clegg hit .439, hit 16 HR (single-season record), ended her career with 36 home runs (all-time record), stole 17 bases, scored 39 times, and had 43 hits. She garnered the Best Offensive Player award, First Team All-Region, Area, All-State, and Region 1 6A Player of the Year. Clegg also played in the GACA All-Star game, was the home run derby champion, and "In the Game Magazine" Top 3 Softball Player in South Georgia.



34 IYANLA DEJESUS

Freshman | 5-6 | P
Mill Creek, Wash. | Henry M. Jackson

Henry M Jackson HS: Iyanla is a four-year varsity letter winner at Henry M. Jackson High School and has been named first team all-Wesco four times and first team all-area once. She led her team to three consecutive Wesco District Championships, three top 10 State finishes, and two State Championship.

In her junior season, she posted a .507 batting average with 37 hits, nine doubles, and eight home runs with 28 RBI. In the circle, she held a 22-1 record with .35 ERA over 139 innings and recorded 282 strikeouts. Iyanla received a slew of awards for her stellar play her junior year including 4A Player of the Year, the Seattle Times Player of the Year, and the Herald Player of the Year and also received HS All-American honors. Her success continued in the classroom making the Honor Roll three years in a row.



9 PAIGE RIVAS

Freshman | 4-11 | OF
Charlotte, N.C. | Charlotte Catholic

Charlotte Catholic: Paige Rivas played in 88 games in her four year her career where she batted .491, had on-base percentage of .554, stole 84 bases and scored 125 times. Her accomplishments earned her four-time first-team all-conference: making the team twice in the South Mecklenburg 8 Conference and twice in the Southern Carolina 3A Conference, three-all time all-district (2017-19), two-time all-state (2018-19), and Hot Stove Golden Glove Winner.

She continued her great work in the classroom receiving three first honors and one second honor for academics.

"You won't find anyone faster than Paige in the country," said Green. "I have to double-check my stopwatch each time I see her play."



11 PEYTON RIVAS

Freshman | 5-2 | OF
Charlotte, N.C. | Charlotte Catholic

Charlotte Catholic: Rivas is a four-year varsity letter winner at Charlotte Catholic High School. In her four seasons she has helped her team to back-to-back South Mecklenburg 8 Conference titles (2016-17) and once in the Southern Carolina 3A Conference (2018). Peyton batted .390 in her high school career, had on base percentage of .500, scored 79 runs, stole 37 bases, and a fielding percentage of .935. Her accolades include: a three-time first-team all-conference selection: twice in the South Carolina 3A Conference (2016-17) and once in the South Mecklenburg 8 Conference (2018), a two-time all-district selection (2016-17), and a two-time conference champion (2016-17).

"When Peyton gets the ball down on the ground, you can't stop her and she will put a ton of pressure on opposing teams," Green said. Green also went on to say, "together with her twin sister, our offense is going to be exciting to watch for the next four years."

NEWCOMERS



3 MARY SOBATAKA

Freshman | 5-4 | INF
Salisbury N.C. | West Rowan

West Rowan HS: Sobataka spent four seasons at West Rowan High School where she had a career batting average of .391, 23 home runs, 105 RBI, and 39 steals in 95 games. The Salisbury, N.C. native career accolades include, a two-time all-district (2018-19), three all-conference (2017-19), a four-time all-county selection and, two-time All-Rowan County Player of the Year (2017-18).

"Mary brings a tremendous amount of athleticism to our program," Green stated. "She can play anywhere in the infield and can hit the ball out of the park to all fields."



22 JADE SOTO

Freshman | 5-3 | OF
Fort Myers, Fla. | Bishop Verot

Bishop Verot HS: Soto played three of four seasons at Bishop Verot as she appeared in 50 games with a .369 batting average in 84 at-bats and four triples. . . Soto is Puerto Rican and is bilingual as she speaks spanish, plays the piano and loves to surf.



61 SHELBY SUMMERLIN

Freshman | 5-6 | INF
Holly Springs, N.C. | Holly Springs

Holly Springs: Summerlin is a four-year varsity letter winner as she has posted a .415 batting average in her career. . . Helped Holly Springs win conference championships in 2017 and 2019. . . Won the 2017 Rising Star Award, 2017 Player of the Week in Wake County for the week of April 23-29, 2017. . . "was selected for the NC Powerade State Games (Region 3), team took second place". . . and Second Team All-Conference (2019). . . Academically Shelby was a four-time academic all-conference and national honor society.

"Shelbie is a strong infelder with a lot of upside who will likely find a home as a collegiate corner," Green stated. "Her power makes her a long ball threat anywhere in our line-up."



5 MAKIYA THOMAS

Junior | 5-3 | INF
Tacoma, Wash. | Washington (Central

Central Arizona: Thomas comes to the Chants after spending two seasons in the middle infield with Central Arizona College where she played in 122 games where she batted .505, hit 12 long balls, had 114 RBI. On the bases, Thomas had a .553 on-base percentage, swiped 67 bases, and scored 167 times.

2020 ROSTER BREAKDOWN

SENIORS (3)

Marcano, McAuley, Smith

JUNIORS (6)

Augur, Beasley-Polko, Clegg, Dean, Sweigart,
 Thomas

SOPHMORES (6)

Beyer, Coyle, Guess, Kreyer, Montoya,
 Visintine

FRESHMAN (8)

Baylog, Brabham, DeJesus, Paige Rivas, Peyton Rivas,
 Sobataka, Soto, Summerlin

1992 NIT TOURNAMENT APPEARANCE

1992

Big South Conference Champions
National Invitation Tournament
Overall: 38-25 • Big South: 10-2
Coach: Jess Dannelly

Date	Opponent	Result
2/28	Furman	L, 0-1
2/28	Furman	L, 2-3 (8)
3/7	Campbell*	W, 2-1 (8)
3/7	Campbell*	L, 0-1
3/8	Radford	W, 4-0
3/8	Radford	W, 2-0
3/10	George Mason	W, 11-1
3/10	George Mason	W, 7-4
3/11	Radford*	W, 4-0
3/11	Radford*	W, 11-3
3/12	Dayton	W, 2-0
3/12	Dayton	W, 3-2
3/13	UNC Asheville*	W, 9-0
3/13	UNC Asheville*	W, 11-1
3/15	St. Andrews	W, 4-0
3/15	St. Andrews	W, 4-0
3/17	East Carolina	L, 0-1
3/17	East Carolina	W, 1-0
3/19	Winthrop	W, 1-0
3/21	vs. Delaware#	W, 9-0
3/21	vs. Ohio#	L, 2-5
3/22	vs. Towson State#	W, 6-1
3/22	vs. C. Connecticut#	L, 2-4
3/24	Charleston Southern	W, 2-1
3/24	Charleston Southern	W, 3-1
3/25	at Francis Marion	W, 11-3
3/25	at Francis Marion	W, 19-5
3/26	Wright State	L, 0-1
3/26	Wright State	W, 15-3
3/28	Bucknell (at UNCW)	W, 10-2
3/28	at UNC Wilmington	W, 18-5
3/30	at Charleston Southern	W, 5-0
3/30	at Charleston Southern	L, 0-3
3/31	South Carolina	L, 2-7
3/31	South Carolina	L, 7-10
4/2	Francis Marion	W, 3-1
4/2	Francis Marion	L, 1-4
4/3	vs. North Carolina%	L, 3-4 (8)
4/3	vs. Georgia Tech%	W, 3-2
4/3	vs. Campbell%	W, 10-9
4/4	at Furman%	L, 2-4
4/4	vs. Georgia Tech%	W, 4-0
4/4	vs. East Carolina%	L, 1-8
4/5	at UNC Asheville	W, 2-1
4/5	at UNC Asheville	L, 1-2
4/8	at South Carolina	L, 3-8
4/8	at South Carolina	L, 0-3
4/9	at Winthrop*	W, 2-1
4/9	at Winthrop*	W, 4-3
4/10	vs. George Mason@	W, 10-3
4/10	vs. UNC Charlotte@	W, 5-0
4/11	vs. East Carolina@	L, 2-4
4/11	vs. South Carolina@	L, 1-2
4/12	at North Carolina@	L, 1-2
4/14	UNC Wilmington	W, 8-0
4/14	UNC Wilmington	L, 4-7 (8)
4/16	Campbell\$	W, 5-4
4/17	Winthrop\$	W, 4-3
4/18	Winthrop\$	W, 7-2
5/16	NE Louisiana!	L, 3-10
5/17	Western Illinois!	L, 0-8
5/17	DePaul!	L, 2-7
5/17	Notre Dame!	L, 0-3

* Big South Conference

- ECU Lady Pirate Invitational (Greenville, N.C.)

% - Furman Invitational (Greenville, S.C.)

@ - UNC Invitational (Chapel Hill, N.C.)

\$ - Big South Tournament (Charleston, S.C.)

! - National Invitation Championship (Macomb, Ill.)



In his fifth year at the helm for the Coastal Carolina softball team, Head Coach Jess Dannelly led the squad to its first Big South Tournament Championship and a trip to the National Invitation Championship in 1992.

During the regular season, the team registered a then-school record 12-game win streak, which included seven shutout victories.

The Chants posted a 10-2 record in league action, the best in the Big South. In the Big South Tournament, they recorded one-run victories against Campbell (5-4) and Winthrop (4-3) to advance to the championship game. In the final, the squad downed Winthrop 7-2 to claim its first Big South Tournament title. Coastal Carolina had a Big South record seven members of the All-Tournament team with Michelle Hall, Michelle Minton, Beth Park, Shannon Montgomery, Rachael Ray, Jennifer Bolebruch and Lori Meador earning the nod.

The Chanticleers earned the opportunity to play in the National Invitation Championship in Macomb, Ill., but dropped contests to NE Louisiana, Western Illinois, DePaul and Notre Dame to conclude its season.

Three future Coastal Carolina Athletic Hall of Famers were part of the historic 1992 squad. Hall (class of 1999), Minter (class of 2000) and Sherry Johnson (class of 2001) helped lay the foundation of success that would continue for decades.

Hall, Minton, Park, Bolebruch and Dee Craft were selected to the Big South All-Conference Team.

Minton batted a then-school single-season record .457 at the plate. Johnson and Hall combined for 30 doubles.

Coastal Carolina sported one of its best ever 1-2 pitching punches with Hall and Julie Marcus. Hall posted a 1.29 ERA and piled up 23 victories, while Marcus finished with a 1.34 ERA and 15 wins.



Michelle Hall pitched her second of four consecutive 20-plus win sub-1.30 ERA seasons.



1998 NCAA TOURNAMENT APPEARANCE



In 1998, the Chanticleers rolled off 12 consecutive wins during midseason and strung together another 10-game win streak that led Coastal all the way to the NCAA Tournament.

With an 11-5 record, Coastal Carolina secured the No. 3 seed in the Big South Tournament. During the first day of competition, the Chants picked up a 2-1 victory over UNC Wilmington and a 4-0 shut-out against Radford. They upended the Big South's top team during the regular season, East Carolina, 8-5 to advance to the tournament finals. In the championship game, the squad defeated Liberty 2-1

to earn the school's second Big South Tournament championship.

Kacee Crumpacker was named the Big South Tournament co-MVP and Jessica Falca was selected to the All-Tournament team. Crumpacker and Falca were also both First Team All-Conference honorees. Leslie Steele and Cari Rowe were named to the All-Conference second team.

Coastal Carolina was selected to compete in the NCAA Play-In Series (best of three) against Florida A&M, held at the CCU Softball Field. The Lady Chants picked up back-to-back victories with extra innings required in both contests. The Chants secured an eight-inning 2-1 decision and a 5-3 nine-inning game to advance to the NCAA Tournament for the first time in school history.

The team then traveled across the country to Lincoln, Neb., for the regional round. Coastal dropped its opening game 7-0 to host and fifth-ranked Nebraska before falling 11-3 to Oregon.

Falca led the squad with a .442 batting average. She finished with 88 hits, while Crumpacker recorded 76, including 21 doubles.

Sara Norwood racked up 17 wins to lead the team on the hill.



1998 NCAA Tournament Big South Conference Champions Overall: 34-25 • Big South: 11-5 Coach: Jess Dannelly

Date	Opponent	Result
2/24	Francis Marion	L, 4-6
2/24	Francis Marion	L, 6-8 (8)
2/27	vs. Connecticut#	L, 1-7
2/27	at #3 South Florida#	L, 0-3
2/28	vs. Ohio State#	L, 3-11
2/28	vs. Georgia Southern#	L, 2-7
3/1	vs. Connecticut#	L, 3-5
3/5	St. Bonaventure	W, 8-3
3/5	St. Bonaventure	W, 10-3
3/13	Evansville	W, 4-3
3/13	Virginia Tech	L, 0-1
3/14	Evansville	W, 1-0 (8)
3/14	Virginia Tech	L, 1-5
3/16	Bucknell!	L, 5-6 (8)
3/16	Eastern Illinois!	L, 4-5
3/17	Princeton!	W, 6-0
3/17	Illinois-Chicago!	L, 1-9
3/21	vs. NE Louisiana%	L, 2-3 (8)
3/21	vs. Providence%	L, 1-2
3/22	vs. Samford%	W, 7-4
3/22	vs. Virginia Tech%	L, 5-6
3/25	Elon	W, 3-0
3/25	Elon	L, 3-6
3/28	Belmont	W, 2-1
3/28	Furman	W, 4-1
3/29	Furman	W, 4-3
3/29	UNC Wilmington	W, 4-1
3/31	Campbell	W, 3-2
3/31	Campbell	W, 6-3
4/2	UNC Wilmington*	W, 5-3
4/2	UNC Wilmington*	W, 2-0
4/5	at Coll. of Charleston	W, 3-0
4/5	at Coll. of Charleston	W, 2-1 (8)
4/7	Charleston Southern*	W, 4-2
4/7	Charleston Southern*	W, 11-3
4/10	Radford*	L, 4-7
4/10	Radford*	W, 9-8
4/12	at East Carolina*	L, 0-8
4/12	at East Carolina*	L, 1-2
4/15	at South Carolina	L, 2-3
4/15	at South Carolina	L, 0-8
4/18	Liberty*	L, 1-2 (8)
4/18	Liberty*	W, 3-2 (8)
4/21	College of Charleston	W, 6-1
4/21	College of Charleston	W, 6-2
4/25	at UMBC*	W, 6-5 (8)
4/25	at UMBC*	L, 0-8
4/26	at George Mason*	W, 8-3
4/26	at George Mason*	W, 3-2
4/28	at Winthrop*	W, 3-0
4/28	at Winthrop*	W, 3-1
5/1	UNC Wilmington\$	W, 2-1
5/1	Radford\$	W, 4-0
5/2	East Carolina\$	W, 8-5
5/3	Liberty\$	W, 2-1
5/8	Florida A&M@	W, 2-1 (8)
5/8	Florida A&M@	W, 5-3 (9)
5/15	at #5 Nebraska&	L, 0-7
5/15	vs. Oregon&	L, 3-11

* Big South Conference

- USF Louisville Classic (Tampa, Fla.)

! - Coastal Classic (Conway, S.C.)

% - Winthrop/Ringor Invitational (Rock Hill, S.C.)

\$ - Big South Conference Tournament (Rock Hill, S.C.)

@ - NCAA Play-in Series (Conway, S.C.)

& - NCAA Regional (Lincoln, Neb.)

2000 NCAA TOURNAMENT APPEARANCE



As the old adage goes, "It's not how you start the season, but how you finish it," and that could not be more true for the 2000 squad. The Chanticleers opened the season with nine consecutive losses, tying for the longest losing streak in school history. However, the team posted a 21-5 record down the stretch, including a 10-game midseason win streak. The Chants also defeated No. 19 South Carolina 7-5 in Columbia.

The team did not lose from March 25 to April 17 during the team's 10-game streak. During the run, Coastal Carolina outscored its opponents 75-12 and recorded four shutouts.

Coastal Carolina posted an 8-2 league record and earned the No. 2 seed in the Big South Tournament. The Chants thumped Winthrop 14-1 in the opening round, but dropped a 4-3 decision against top-seeded Liberty. The squad downed Winthrop 12-4 to advance to the championship game, needing to defeat Liberty twice in a row. Coastal Carolina pulled off back-to-back extra-inning victories, 2-0 and 4-2, to eliminate the Lady Flames and claim the championship and the automatic bid to the NCAA Tournament.

The squad traveled to Tempe, Ariz., for NCAA Regionals, and the Chants dropped their opening game to No. 5 Arizona State 9-1. They upset No. 21 Florida Atlantic 4-2 for the school's and the Big South's first-ever NCAA Tournament victory by a female team. For an encore the team defeated Penn State 3-1. However, host Arizona State claimed a 2-1 heartbreaking decision, scoring both runs in the top of the final frame, ending the Lady Chants' roller coaster season.

Lauren Yates was named the Big South Tournament MVP and Danielle Jenkins, Amy O'Neil and Kristie Pulchinski joined Yates on the All-Tournament team. Sarah Lockett earned her first of two Scholar-Athlete of the Year awards, while Holly Lee was named Freshman of the Year. Jess Dannelly was named the Big South Coach of the Year.

Seven of the regular starters batted above .300 and the team posted a .301 batting average for the season. Lockett led the Lady Chants with a .379 clip and nine home runs. Lee finished with a team-high 46 RBIs and batted .356.

Yates led the pitching staff with a 1.45 ERA and 32 complete games en route to 18 wins.



Lauren Yates hurled her way to the Big South Tournament MVP honor.



2000 NCAA Tournament		
Big South Conference Champions		
Overall: 37-28 • Big South: 8-2		
Coach: Jess Dannelly		
Date	Opponent	Result
2/11	vs. South Florida#	L, 2-3
2/11	at Florida#	L, 0-8
2/12	vs. Stetson#	L, 1-6
2/12	at Florida#	L, 0-8
2/13	vs. South Florida	L, 3-5
2/13	vs. Stetson	L, 1-2
2/25	at Georgia Southern%	L, 2-3
2/25	vs. Middle Tenn. State%	L, 0-1
2/26	vs. Tennessee%	L, 0-3
2/26	vs. Elon%	W, 9-0
2/27	vs. Elon%	W, 6-1
2/29	St. Francis	W, 3-2
2/29	St. Francis	W, 5-4
3/5	North Carolina	L, 0-1
3/5	College of Charleston	W, 3-0
3/9	St. John's	L, 1-3
3/9	St. John's	W, 6-3
3/11	Illinois	W, 3-2
3/11	Illinois	L, 2-3
3/13	Belmont!	W, 5-2
3/13	St. Peters!	W, 4-1
3/14	Dayton!	L, 3-6
3/14	East Carolina!	L, 3-7
3/15	Belmont!	W, 5-0
3/15	East Carolina!	L, 1-4
3/17	vs. Mercer@	W, 9-1
3/17	vs. Pittsburgh@	L, 0-4
3/18	vs. Morgan State@	W, 7-1
3/18	vs. Illinois@	W, 14-2
3/18	vs. Pittsburgh@	L, 1-3
3/22	at UNC Wilmington	L, 4-5 (10)
3/22	at UNC Wilmington	W, 14-5
3/24	vs. Mercer^	L, 5-10
3/24	vs. SW Missouri State^	L, 1-3
3/25	vs. Maryland^	L, 3-8
3/25	vs. Harvard^	W, 4-1
3/29	Campbell	W, 8-2
3/29	Campbell	W, 7-1
4/5	UNC Wilmington	W, 2-1
4/5	UNC Wilmington	W, 7-4 (8)
4/6	Francis Marion	W, 1-0
4/6	Francis Marion	W, 13-2
4/11	Charleston Southern*	W, 9-0
4/11	Charleston Southern*	W, 16-0
4/17	Liberty*	W, 8-0
4/17	Liberty*	L, 0-2
4/18	at #19 South Carolina	W, 7-5
4/18	at #19 South Carolina	L, 2-5
4/25	at Coll. of Charleston	W, 11-2
4/25	at College of Charleston	L, 0-4
4/30	at Elon*	W, 4-1
4/30	at Elon*	W, 5-0
5/7	Radford*	L, 6-7
5/7	Radford*	W, 8-0
5/9	at Winthrop*	W, 2-0
5/9	at Winthrop*	W, 7-3
5/12	Winthrop\$	W, 14-1
5/13	Liberty\$	L, 3-4
5/13	Winthrop\$	W, 12-4
5/14	Liberty\$	W, 2-0 (8)
5/14	Liberty\$	W, 4-2 (8)
5/18	at #5 Arizona State&	L, 1-9
5/19	vs. #21 Fla. Atlantic&	W, 4-2
5/20	vs. Penn State&	W, 3-1
5/20	at #5 Arizona State&	L, 1-2

* Big South Conference
 # - Univ. of Florida Tourn. (Gainesville, Fla.)
 % - Georgia Southern Tourn. (Statesboro, Ga.)
 ! - CCU Classic (Conway, S.C.)
 @ - Winthrop Invitational (Rock Hill, S.C.)
 ^ - Georgia Tech Buzz Classic (Atlanta, Ga.)
 \$ - Big South Tournament (Conway, SC.)
 & - NCAA Regional (Tempe, Ariz.)

2001 NCAA TOURNAMENT APPEARANCE

2001

NCAA Tournament

Big South Conference Champions

Overall: 27-23 • Big South: 8-2

Coach: Jess Dannelly

Date	Opponent	Result
2/23	vs. Middle Tenn. St.#	L, 0-2
2/23	at Georgia Southern#	W, 4-0
2/24	vs. Jacksonville State#	L, 3-4
2/24	vs. Samford#	W, 5-0
2/25	vs. Jacksonville St.#	L, 2-3 (8)
3/7	UNC Greensboro	W, 4-1
3/7	UNC Greensboro	W, 3-2 (8)
3/8	Pittsburgh	W, 5-0
3/8	Pittsburgh	L, 0-12
3/12	Bowling Green!	L, 2-6
3/12	Virginia!	L, 1-12
3/13	East Carolina!	L, 1-7
3/13	Illinois!	W, 1-0
3/14	Illinois!	L, 1-4
3/23	vs. Tennessee Martin@	L, 5-6
3/23	vs. Stetson@	L, 1-5
3/24	at Georgia Tech@	W, 7-3
3/24	vs. Illinois-Chicago@	W, 4-3
3/24	vs. North Carolina@	L, 0-9
3/28	#7 Louisiana State	L, 2-12
3/28	#7 Louisiana State	L, 0-4
4/4	at UNC Wilmington	W, 2-1
4/4	at UNC Wilmington	W, 7-5
4/5	College of Charleston	L, 0-6
4/5	College of Charleston	W, 5-0
4/7	at Charleston Southern*	L, 0-4
4/7	at Charleston Southern*	W, 3-1
4/8	Winthrop*	W, 9-8
4/8	Winthrop*	W, 10-2
4/10	UNC Wilmington	L, 4-5
4/10	UNC Wilmington	W, 13-6
4/12	at Campbell	W, 13-2
4/12	at Campbell	W, 2-0
4/18	Francis Marion	W, 6-5
4/18	Francis Marion	W, 10-4
4/20	at Liberty*	W, 4-3
4/20	at Liberty*	W, 7-5
4/21	at Radford*	L, 5-6
4/21	at Radford*	W, 8-0
4/24	at College of Charleston	L, 0-4
4/24	at College of Charleston	L, 1-4
4/25	South Carolina	L, 0-8
4/25	South Carolina	L, 1-6
4/29	Elon*	W, 2-1
4/29	Elon*	W, 11-0
5/5	vs. Liberty\$	W, 4-0
5/5	vs. Charleston South.\$	W, 8-4
5/6	Winthrop\$	W, 9-2
5/17	at #2 UCLA&	L, 0-8
5/17	vs. #17 Fresno State&	L, 4-6

* Big South Conference

- Georgia Southern/Reebok Invitational (Statesboro, Ga.)

! - Coastal Carolina Classic (Conway, S.C.)

@ - Ga. Tech Buzz Classic (Marietta, Ga.)

\$ - Big South Tournament (Salem, Va.)

& - NCAA Regional (Los Angeles, Calif.)

For the season, the 2001 team was outscored 201-199, but the squad captured Coastal Carolina's second consecutive Big South title and NCAA Tournament appearance. With an 8-2 league record, the Lady Chanticleers earned the No. 1 seed in the Big South Tournament.

Coastal Carolina rolled through the tournament with a spotless 3-0 record. The Chants power hitting combination of Sarah Lockett and Holly Lee each smacked two home runs during the tournament, leading them to a 4-0 victory over Liberty, an 8-4 decision against Charleston Southern and a 9-2 win in the championship game against Liberty.

The Chants faced two nationally-ranked teams at the NCAA Regionals in Los Angeles. Coastal Carolina fell 8-0 to No. 2 UCLA in the opening round. The Lady Chants fell just short on its come-from-behind bid, 6-4, to No. 17 Fresno State to conclude the season.


Lockett piled up the hardware being named the Big South Player of the Year, Tournament MVP, Scholar-Athlete of the Year, First Team All-Conference and the All-Tournament Team.

Lee, Sara Thompson, and Kristie Pulchinski joined Lockett on the All-Conference First Team. Kim Josephson and Danielle Jenkins were named Second Team All-Conference. Lee, Karlye Fortune and Jenkins were each also named at the All-Tournament team.

Lockett, Josephson, Lee and Pulchinski each started all 50 games and all four batted above .300 for the season, with Lockett leading the team with a .346 average.

Lockett belted a then-single-season school record 15 home runs and Lee connected on 12 longballs. The two combined for 83 RBI and 43 extra-base hits on the season.

Jenkins led the team with a 2.10 ERA, while picking up 12 wins. Stephanie Belden scored 10 pitching wins and added five complete game shutouts.



Sarah Lockett earned numerous Big South awards, including Player of the Year.



2006 NCAA TOURNAMENT APPEARANCE



After a 1-12 record to start the season, the 2006 softball team rebounded to post a 34-8 record to close the regular season. The squad rolled off win streaks of eight games on three separate occasions throughout the season.

The Chanticleers piled up Big South Conference regular season series sweeps against Texas A&M-Corpus Christi, Charleston Southern, Radford and Winthrop en route to a 10-2 league record and the No. 1 seed in the Big South Tournament.

During the Big South Tournament, Christine Doyle threw back-to-back complete game shutouts, picking up a 4-0 decision over Birmingham-Southern and 1-0 victory over Radford to advance to the Big South Tournament championship game.

Coastal Carolina squared off with the Highlanders again in the finals. The teams battled to a 2-2 deadlock after seven innings, forcing the game into extra innings and the use of the international tiebreaker rule, which a player is placed on second base to start each inning. Radford was able to plate the runner from second, giving RU a 3-2 lead heading into the bottom of the frame.

An intentional walk followed by a sacrifice bunt set the stage for Ashley Gerdts' one-out, three-run walkoff home run, giving the Lady Chants the 5-3 victory. The Chants claimed their fifth Big South Tournament championship earning an automatic bid into the NCAA Tournament.

The Chants traveled to Athens Ga., for the regional round. Coastal Carolina fell to Florida State 7-2 and dropped a 2-1 heartbreaker to Georgia Southern to finish the season.

Meagan Johnson was named the league's Player of the Year and Scholar-Athlete of the Year. Head Coach Jess Dannelly was named the Big South Coach of the Year for the seventh time. Kelly Feely, Sarah Holstetler, Johnson and Doyle were selected to All-Conference first team, while Danyelle Gerdts and Kristina Sheppard were named to the second team.

Doyle was named the Tournament MVP after tossing 18 innings without allowing an earned run. Hostetler, Feely and Tolleson joined Doyle on the All-Tournament team.

Johnson finished the season with a .390 batting average and belted a school single-season record 20 home runs. She added a 9-3 record on the mound with a 1.76 ERA. Doyle finished the season with a 1.29 ERA and a 20-9 record.



Christine Doyle was named the Big South Tournament MVP.



2006 Results Overall: 38-22 • Big South: 10-2 Coach: Jess Dannelly

Date	Opponent	Result
2/10	#3 Tennessee	L, 4-10
2/10	Illinois State	L, 4-6
2/11	#3 Tennessee	L, 0-8
2/17	Minnesota#	W, 7-1
2/17	at North Carolina#	L, 1-5
2/24	Minnesota	L, 2-3
2/24	Virginia Tech	L, 1-5
2/25	Pittsburgh	L, 5-8
2/25	Virginia Tech	L, 0-4
3/3	Drake§	L, 0-2
3/3	Ohio State§	L, 0-3
3/4	at #5 Alabama§	L, 2-4
3/4	at #5 Alabama§	L, 2-5
3/5	Ohio State	W, 6-0
3/7	USC Upstate	W, 4-1
3/7	USC Upstate	W, 4-3
3/9	vs. Illinois%	W, 7-2
3/9	vs. Central Mich.%	W, 11-6
3/10	vs. Fordham%	W, 4-0 (8)
3/10	vs. Virginia Tech%	W, 4-3
3/11	vs. Chattanooga%	W, 4-0
3/11	vs. Tennessee Tech%	L, 3-4 (9)
3/15	at UNC Wilmington	W, 8-0
3/15	at UNC Wilmington	W, 2-1 (8)
3/17	at TAMU-C-C*	W, 9-0
3/17	at TAMU-C-C*	W, 7-0
3/21	Gardner-Webb	W, 14-3
3/21	Gardner-Webb	W, 15-4
3/22	North Florida	W, 2-0
3/22	North Florida	W, 15-4
3/24	#6 California^	L, 1-2
3/24	at East Carolina^	L, 0-4
3/25	Kent State^	L, 0-10
3/25	Penn State^	L, 2-4 (8)
3/26	Buffalo^	W, 8-0
3/28	at Campbell (DH)	W, 6-4
3/28	at Campbell (DH)	W, 8-1
4/2	at Birm.-Southern*	L, 1-8
4/2	at Birm.-Southern*	W, 8-0
4/4	College of Charleston	W, 7-3
4/4	College of Charleston	W, 9-1
4/6	North Carolina State	W, 1-0
4/6	North Carolina State	L, 4-1
4/11	at Elon	W, 5-4
4/11	at Elon	W, 6-3
4/13	South Carolina	W, 2-1
4/13	South Carolina	W, 6-5 (8)
4/15	Charleston Southern*	W, 5-0
4/15	Charleston Southern*	W, 2-1
4/22	Liberty*	L, 1-2 (8)
4/23	Radford*	W, 4-2
4/23	Radford*	W, 1-0 (8)
5/6	Liberty*	W, 5-0
5/8	at Winthrop*	W, 6-0
5/8	at Winthrop*	W, 4-1
5/11	vs. Birm.-Southern&	W, 4-0
5/12	at Radford&	W, 1-0
5/13	at Radford&	W, 5-3 (8)
5/19	vs. Florida State@	L, 2-7
5/20	vs. Georgia Southern@	L, 1-2 (8)

* - Big South Conference Game
 # - Triangle Classic (Chapel Hill, N.C.)
 § - Crimson Classic (Tuscaloosa, Ala.)
 % - USF-adidas Spring Break Invitational (Clearwater, Fla.)
 ^ - ECU Classic (Greenville, N.C.)
 & - Big South Tournament (Radford, Va.)
 @ - NCAA Athens Regional (Athens, Ga.)

2012 NCAA TOURNAMENT APPEARANCE

2012

NCAA Tournament

Big South Conference Champions

Overall: 44-20 • Big South: 13-8

Coach: Kelley Green

Date	Opponent	Result
2/11	GEORGE WASHINGTON%	W, 7-4
2/11	GEORGE MASON%	W, 4-3
2/12	MARSHALL%	W, 7-3
2/12	GEORGIA SOUTHERN%	L, 2-5
2/17	vs. Mercer#	W, 9-3
2/17	vs North Dakota State#	L, 3-8
2/18	vs Florida A&M#	W, 3-0
2/18	at Florida State#	L, 1-6
2/19	vs North Dakota State#	W, 4-2
2/24	TEMPLE@	W, 4-0
2/24	SACRED HEART@	W, 6-0
2/25	IPFW@	L, 0-1 (8)
2/25	SACRED HEART@	W, 2-0
2/26	TEMPLE@	W, 7-0
3/2	DARTMOUTH \$	W, 4-2
3/2	UNIV. NEBRASKA OMAHA \$	W, 5-0
3/4	ST. PETER'S \$	W, 8-0
3/7	SOUTH CAROLINA	W, 2-1
3/7	SOUTH CAROLINA	W, 5-2
3/8	LASALLE	W, 3-0
3/9	NORTH CAROLINA A&T^	W, 9-0
3/9	LASALLE^	W, 7-5
3/10	NORTH CAROLINA A&T^	W, 9-0
3/10	HAMPTON^	W, 8-0
3/11	LASALLE^	L, 0-1
3/16	vs Long Island&	W, 1-0
3/16	vs Hartford&	L, 0-1
3/17	vs Kent State&	L, 0-3
3/17	vs Boston University&	L, 1-7
3/18	vs Bryant&	W, 10-0
3/21	at College of Charleston	L, 0-5
3/21	at College of Charleston	W, 2-1 (9)
3/24	at Presbyterian*	W, 5-0
3/24	at Presbyterian*	W, 8-2
3/25	at Presbyterian*	W, 11-2
3/28	CHARLESTON SOUTHERN*	W, 1-0
3/28	CHARLESTON SOUTHERN*	L, 0-1
3/31	GARDNER-WEBB*	W, 5-2
3/31	GARDNER-WEBB*	L, 4-5
4/1	GARDNER-WEBB*	W, 3-1
4/6	at Radford*	W, 6-2
4/6	at Radford*	L, 8-9
4/7	at Radford*	L, 3-9
4/10	at Charleston Southern*	L, 3-4
4/14	LIBERTY*	W, 5-3
4/14	LIBERTY*	W, 7-2
4/15	LIBERTY*	L, 2-4
4/20	at Campbell*	L, 2-3
4/20	at Campbell*	W, 2-1 (8)
4/21	at Campbell*	L, 4-5
4/25	at UNC Wilmington	W, 10-0
4/25	at UNC Wilmington	W, 1-0 (10)
5/5	WINTHROP*	W, 3-2 (10)
5/5	WINTHROP*	W, 4-1
5/6	WINTHROP*	W, 7-1
5/10	vs Presbyterian!	W, 8-0
5/11	vs Charleston Southern!	L, 2-5
5/11	vs Campbell!	W, 3-2
5/12	at Radford!	W, 3-2
5/12	at Radford!	W, 4-0
5/13	vs Charleston Southern	W, 4-1
5/18	vs #10 Georgia+	L, 3-13
5/19	vs Georgia Southern+	W, 2-1
5/19	vs North Carolina+	L, 3-5

*Big South Conference

% - Kickin' Chicken Classic (Conway, S.C.)

- Florida State Tournament (Tallahassee, Fla.)

@ - Chanticleer Challenge (Conway, S.C.)

\$ - Coastal Carolina Invitational (Conway, S.C.)

^ - Chanticleer Showdown (Conway, S.C.)

& - USF Tournament (Clearwater, Fla.)

! - Big South Tournament (Radford, Va.)

+ - NCAA Athens Regional (Athens, Ga.)



The 2012 Chanticleer squad enjoyed one of the most successful seasons in program history, tying the 1994 team with a school-record 44 wins, earning a sixth Big South Conference championship and notching a victory in NCAA Tournament play for the first time since 2000.

Coming off a 25-33 campaign the previous season, the Chants showed early on how improved they were, winning 20 of their first 24 games, including a 4-3 victory over George Mason that gave head coach Kelley Green her 400th career win. During a 14-day span in late February and early March, the Chanticleers picked up 12 straight victories, highlighted by a double-header sweep of South Carolina at home.

Coastal also closed the regular season strongly, taking nine of its last 12 games, capped by a three-game sweep of Winthrop to finish 13-8 in conference play and claim the second seed for the Big South Tournament.

After splitting games against Presbyterian College and Charleston Southern to begin the tourney, the Chanticleers ran off four straight victories to earn their first Big South title since 2006. The Chants beat top seed and tourney host Radford 3-2 and 4-0 in back-to-back games before defeating Charleston Southern 4-1 to take the automatic berth to the NCAA Tournament. Ashley Bagwell followed up a shutout of the Highlanders with a career-high tying 13-strikeout performance against the Buccaneers and Coastal scored single runs in each of the first four innings to take control. Sarah Maples was named the tournament's MVP after collecting 10 hits and six runs scored. Bagwell, Kiana Quolas and Brooke Donovan joined Maples on the All-Tournament team.

Playing in the NCAA Tournament's Athens Regional, Coastal fell to host Georgia in its first game, but rebounded the next day for a 2-1 victory over Georgia Southern. An RBI single by Jazmin Daigle in the fourth inning tied the game and an RBI double by Maples in the fifth provided the game-winning run as the Chants notched the third NCAA Tournament victory in the program's history. Coastal dropped a 5-3 decision to North Carolina in its next game, ending its season.

Maples, Quolas and Kory Hayden earned All-Big South first team honors and Hayden was named the Co-Freshman of the Year after leading the team in batting average, home runs and RBIs. Hayden's 15 home runs led the conference and tied for second-most in school history at the time. Quolas notched 24 victories, the third most ever for a Coastal pitcher in a single season, while Maples tied the school record for career games played with 233.



2019 GAME RESULTS

Date	Opponent	Score	Inns	Overall	Sun Belt	Pitcher of record	Attend	Time
Feb 08, 2019	TENNESSEE	L 1-3	7	0-1-0	0-0-0	BeasleyPolko (L 0-1)	632	1:57
Feb 08, 2019	RIDER	w 11-1	5	1-1-0	0-0-0	Guillette, A (W 1-0)	532	1:36
Feb 09, 2019	RIDER	w 5-0	7	2-1-0	0-0-0	BeasleyPolko (W 1-0)	138	2:30
Feb 09, 2019	BOSTONU	w 6-0	7	3-1-0	0-0-0	Guillette, A (W 2-0)	231	2:10
Feb 10, 2019	UIC	w 9-1	5	4-1-0	0-0-0	BeasleyPolko (W 2-1)	437	2:00
Feb 13, 2019	at Charleston So.	w 6-2	7	5-1-0	0-0-0	Guillette, A (W 3-0)	67	1:59
Feb 15, 2019	MARSHALL	w 1-0	7	6-1-0	0-0-0	BeasleyPolko (W 3-1)	138	2:13
Feb 15, 2019	PRESBYTERIAN	w 4-0	7	7-1-0	0-0-0	Guillette, A (W 4-0)	138	1:35
Feb 16, 2019	TOWSON	w 5-3	(9)	8-1-0	0-0-0	BeasleyPolko (W 4-1)	137	2:13
Feb 16, 2019	PRESBYTERIAN	w 9-1	6	9-1-0	0-0-0	BeasleyPolko (W 6-1)	137	1:54
Feb 22, 2019	vs Pitt	w 5-0	7	10-1-0	0-0-0	BeasleyPolko (W 6-1)	0	2:15
Feb 22, 2019	at UCF	L 0-1	7	10-2-0	0-0-0	Guillette, A (L 4-1)	0	2:00
Feb 23, 2019	vs Penn State	w 3-1	7	11-2-0	0-0-0	BeasleyPolko (W 7-1)	0	1:40
Feb 23, 2019	vs Pitt	w 11-3	5	12-2-0	0-0-0	Guillette, A (W 5-1)	0	1:50
Feb 27, 2019	at #13 South Carolina	L 4-7	7	12-3-0	0-0-0	BeasleyPolko (L 7-2)	1109	2:24
Mar 01, 2019	JACKSONVILLE	w 7-4	7	13-3-0	0-0-0	Guillette, A (W 6-1)	87	1:58
Mar 02, 2019	UNLV	L 1-10	5	13-4-0	0-0-0	Guillette, A (L 6-2)	132	1:23
3 Mar 02, 2019	AUSTIN PEAY	w 6-2	7	14-4-0	0-0-0	BeasleyPolko (W 8-2)	132	1:45
Mar 03, 2019	UNLV	w 2-1	7	15-4-0	0-0-0	BeasleyPolko (W 9-2)	117	1:30
Mar 03, 2019	JACKSONVILLE	w 3-1	7	16-4-0	0-0-0	Guillette, A (W 7-2)	117	1:41
* Mar 08, 2019	GEORGIA STATE	w 1-0	7	17-4-0	1-0-0	BeasleyPolko (W 10-2)	152	1:22
* Mar 09, 2019	GEORGIA STATE	w 6-3	7	18-4-0	2-0-0	Guillette, A (W 8-2)	137	1:48
* Mar 10, 2019	GEORGIA STATE	w 5-0	7	19-4-0	3-0-0	BeasleyPolko (W 11-2)	164	1:40
Mar 11, 2019	BRYANT	w 5-1	7	20-4-0	3-0-0	Guillette, A (W 9-2)	143	2:00
Mar 12, 2019	BRYANT	w 7-0	7	21-4-0	3-0-0	BeasleyPolko (W 12-2)	139	2:03
* Mar 15, 2019	at Georgia Southern	L 1-3	7	21-5-0	3-1-0	BeasleyPolko (L 12-3)	145	1:36
* Mar 16, 2019	at Georgia Southern	w 5-4	7	22-5-0	4-1-0	BeasleyPolko (W 13-3)	308	2:14
* Mar 17, 2019	at Georgia Southern	L 0-3	7	22-6-0	4-2-0	BeasleyPolko (L 13-4)	260	1:44
Mar 19, 2019	at Duke	w 11-4	7	23-6-0	4-2-0	BeasleyPolko (W 14-4)	201	2:31
* Mar 22, 2019	TROY	L 3-11	6	23-7-0	4-3-0	BeasleyPolko (L 14-5)	146	1:53
* Mar 23, 2019	TROY	L 4-10	7	23-8-0	4-4-0	Guillette, A (L 9-3)	219	2:36
* Mar 24, 2019	TROY	L 3-5	7	23-9-0	4-5-0	BeasleyPolko (L 14-6)	227	1:55
Mar 27, 2019	WINTHROP	w 6-4	7	24-9-0	4-5-0	BeasleyPolko (W 15-6)	316	2:10
* Mar 29, 2019	ULM	w 7-5	7	25-9-0	5-5-0	BeasleyPolko (W 16-6)	251	2:09
* Mar 30, 2019	ULM-1	L 2-10	5	25-10-0	5-6-0	Guillette, A (L 9-4)	310	2:30
* Mar 30, 2019	ULM-2	w 8-0	5	26-10-0	6-6-0	BeasleyPolko (W 18-6)	310	1:30
* Apr 06, 2019	at South Alabama-1	w 4-3	7	27-10-0	7-6-0	BeasleyPolko (W 18-6)	431	2:24
* Apr 06, 2019	at South Alabama-2	w 4-2	7	28-10-0	8-6-0	Guillette, A (W 10-4)	431	2:33
* Apr 07, 2019	at South Alabama	w 6-4	7	29-10-0	9-6-0	BeasleyPolko (W 19-6)	304	2:20
Apr 09, 2019	at North Carolina	L 0-9	5	29-11-0	9-6-0	Guillette, A (L 10-5)	104	1:31
* Apr 12, 2019	TEXAS STATE	L 3-5	7	29-12-0	9-7-0	BeasleyPolko (L 19-7)	189	2:11
* Apr 13, 2019	TEXAS STATE	w 7-4	7	30-12-0	10-7-0	BeasleyPolko (W 20-7)	186	2:09
* Apr 14, 2019	TEXAS STATE	w 12-2	5	31-12-0	11-7-0	Guillette, A (W 11-5)	249	1:58
Apr 16, 2019	UNCW	w 6-4	7	32-12-0	11-7-0	BeasleyPolko (W 21-7)	219	2:10
* Apr 18, 2019	at UT Arlington	L 6-8	7	32-13-0	11-8-0	BeasleyPolko (L 21-8)	281	2:07
* Apr 19, 2019	at UT Arlington	L 7-12	7	32-14-0	11-9-0	BeasleyPolko (L 21-9)	317	2:00
* Apr 20, 2019	at UT Arlington	L 4-6	7	32-15-0	11-10-0	BeasleyPolko (L 21-10)	379	2:04
Apr 23, 2019	at Col. of Charleston	w 1-0	7	33-15-0	11-10-0	Guillette, A (W 12-5)	167	1:45
* Apr 26, 2019	at #8 Louisiana	L 2-5	7	33-16-0	11-11-0	BeasleyPolko (L 21-11)	1782	2:00
* Apr 27, 2019	at #8 Louisiana	L 0-8	5	33-17-0	11-12-0	Guillette, A (L 12-6)	1817	1:25
* Apr 28, 2019	at #8 Louisiana	L 2-3	7	33-18-0	11-13-0	BeasleyPolko (L 21-12)	1829	1:34
* May 02, 2019	APPALACHIAN STATE	w 3-1	7	34-18-0	12-13-0	BeasleyPolko (W 22-12)	178	1:58
* May 03, 2019	APPALACHIAN STATE	L 2-8	7	34-19-0	12-14-0	Guillette, A (L 12-7)	192	2:11
* May 04, 2019	APPALACHIAN STATE	w 4-1	7	35-19-0	13-14-0	Guillette, A (W 13-7)	258	1:49
May 08, 2019	vs Georgia Southern	w 2-1	7	36-19-0	13-14-0	BeasleyPolko (W 23-12)	786	1:37
May 08, 2019	vs UT Arlington	w 5-4	7	37-19-0	13-14-0	Guillette, A (W 13-7)	786	2:25
May 09, 2019	vs TROY	w 4-2	7	38-19-0	13-14-0	Guillette, A (W 15-7)	957	2:00
May 10, 2019	vs #7 Louisiana	L 2-5	7	38-20-0	13-14-0	BeasleyPolko (L 23-13)	549	1:56
May 11, 2019	vs ULM	w 4-2	(9)	39-20-0	13-14-0	Guillette, A (W 16-7)	713	2:50
May 11, 2019	vs #7 Louisiana	L 0-1	7	39-21-0	13-14-0	Guillette, A (L 16-8)	713	1:37

* = Conference game
 () extra inning game

2019 OVERALL STATISTICS

(ALL GAMES SORTED BY BATTING AVG)

Record: 39-21 Home: 25-8 Away: 7-11 Neutral: 7-2 Sun Belt: 13-14

Player	avg	gp-gs	ab	r	h	2b	3b	hr	rbi	tb	slg%	bb	hp	so	gdp	ob%	sf	sh	sb-att	po	a	e	fld%	
6 Dean, Courtney	.327	52-52	153	34	50	11	0	13	36	100	.654	21	1	31	1	.409	1	0	7-8	71	1	3	.960	
2 Augur, Stavi	.269	59-59	171	28	46	10	1	10	34	88	.515	14	6	30	0	.344	1	1	1-1	61	20	5	.942	
14 Smith, Kassidy	.265	60-60	151	49	40	9	0	15	37	94	.623	43	18	33	1	.474	1	0	7-7	287	13	2	.993	
24 Montoya, Abbey	.232	56-52	151	17	35	3	1	7	16	61	.404	13	1	32	2	.295	1	0	4-6	57	38	3	.969	
1 Alvino, Alexis	.219	58-58	146	19	32	3	2	6	19	57	.390	12	2	34	0	.286	1	6	6-7	86	73	10	.941	
8 Guess, Sydney	.215	54-49	144	19	31	7	0	3	15	47	.326	12	1	21	1	.277	2	2	1-1	75	5	2	.976	

45 Sweigart, Taylor	.315	37-37	108	25	34	6	2	6	17	62	.574	17	5	16	0	.431	0	0	8-12	80	47	4	.969	
4 David, Natalie	.282	28-22	71	10	20	3	0	6	16	41	.577	2	0	18	0	.301	0	3	0-0	37	3	0	1.000	
33 Beyer, Mackenzie	.243	53-50	115	15	28	4	0	6	16	50	.435	30	1	33	3	.404	0	0	0-0	131	6	2	.986	
51 Sack, Samantha	.228	44-41	92	12	21	4	0	5	11	40	.435	15	4	19	3	.360	0	1	0-0	209	35	5	.980	
16 Visintine, Adrienne	.188	27-10	48	8	9	1	0	5	9	25	.521	2	0	20	0	.220	0	0	1-1	0	0	0	.000	
5 D'Avilar, Chelsea	.163	51-41	98	7	16	4	0	5	17	35	.357	5	0	23	1	.202	1	6	0-0	52	49	2	.981	
22 Hanson, Payton	.125	15-2	8	5	1	0	0	0	2	1	.125	1	0	2	0	.222	0	0	2-2	0	0	1	.000	
7 Kreyer, Allison	.087	17-6	23	2	2	2	0	0	0	4	.174	1	0	6	1	.125	0	0	0-0	9	4	1	.929	
99 BeasleyPolko, Kaitlin	.000	45-31	2	0	0	0	0	0	0	0	.000	0	0	0	0	.000	0	0	0-0	11	45	1	.982	
12 Kuhnnow, Makayla	.000	2-0	1	0	0	0	0	0	0	0	.000	0	0	0	0	.000	0	0	0-0	0	0	0	.000	
10 Marcano, Ally	.000	9-0	0	0	0	0	0	0	0	0	.000	0	0	0	0	.000	0	0	0-0	0	5	2	.714	
26 McAuley, Michaela	.000	25-1	0	9	0	0	0	0	0	0	.000	0	0	0	0	.000	0	0	1-3	0	0	0	.000	
0 Coyle, Kendall	.000	12-0	0	4	0	0	0	0	0	0	.000	1	0	0	0	1.000	0	0	0-0	0	0	0	.000	
25 Guillette, Ashley	.000	39-29	0	0	0	0	0	0	0	0	.000	0	0	0	0	.000	0	0	0-0	10	23	3	.917	
Totals	.246	60	1482	263	365	67	6	87	245	705	.476	189	39	318	13	.345	8	19	38-48	1176	367	46	.971	
Opponents	.253	60	1489	204	377	56	2	38	187	551	.370	169	45	314	2	.345	9	37	47-67	1136	336	49	.968	

LOB - Team (340), Opp (371). DPs turned - Team (12), Opp (21). IBB - Team (1), Dean, C. 1, Opp (3).

(All games Sorted by Earned run avg)

Player	era	w-l	app	gs	cg	sho	sv	ip	h	r	er	bb	so	2b	3b	hr	b/avg	wp	hp	bks	sfa	sha
99 BeasleyPolko, Kaitlin	3.05	23-13	45	31	18	4/4	5	213.2	194	104	93	77	172	26	1	22	.240	20	26	0	2	14
25 Guillette, Ashley	3.09	16-8	39	29	11	2/2	3	161.0	156	84	71	84	134	23	1	14	.258	8	17	0	5	21

10 Marcano, Ally	6.06	0-0	9	0	0	0/2	0	17.1	27	16	15	8	8	7	0	2	.355	3	2	0	2	2
Totals	3.20	39-21	60	60	29	10/4	8	392.0	377	204	179	169	314	56	2	38	.253	31	45	0	9	37
Opponents	4.27	21-38	60	60	21	5/2	4	378.2	365	263	231	189	318	67	6	87	.246	31	39	0	8	19

PB - Team (2), Beyer, M. 1, Sack, S. 1, Opp (3). SBA/ATT - Sack, S. (27-43), Guillette, A (24-34), BeasleyPolko (23-32), Beyer, M. (20-24), Marcano, A. (0-1).



2019 SUN BELT SOFTBALL STANDINGS

SCHOOL	CONFERENCE	CONF. PCT	OVERALL	OVERALL PCT	STREAK
Louisiana	25-0	1.000	52-6	0.897	L2
Troy	19-8	0.704	37-20	0.649	L2
UTA	17-10	0.630	36-27	0.571	W4
Texas State	16-10	0.615	29-25	0.537	L2
Appalachian State	13-13	0.500	31-25	0.554	L4
Coastal Carolina	13-14	0.481	39-21	0.650	W1
Georgia Southern	9-17	0.346	23-28	0.451	L1
ULM	7-17	0.292	14-42	0.250	L1
South Alabama	7-20	0.259	18-31	0.367	L2
Georgia State	5-22	0.185	8-46	0.148	L5



2019 SUN BELT AWARD WINNERS

FIRST TEAM

P: Kenzie Longanecker (App State)
 P: Summer Ellyson (Louisiana)
 P: Leanna Johnson (Troy)
 C: Julie Rawls (Louisiana)
 1b: Katie Webb (Troy)
 2b: Keeli Milligan (Louisiana)
 3b: Hannah Farrell (Georgia Southern)
 SS: Alissa Dalton (Louisiana)
 SS: Whitney Walton (UTA)
 OF: Sarah Hudek (Louisiana)
 OF: Sydney McKay (ULM)
 OF: Victoria Ortiz (South Alabama)
 OF: Brittani Reid (South Alabama)
 OF: Laura Curry (UTA)
 DP: Lexie Comeaux (Louisiana)

PLAYER OF THE YEAR

Alissa Dalton (Louisiana)

PITCHER OF THE YEAR

Summer Ellyson (Louisiana)

FRESHMAN OF THE YEAR

Leanna Johnson (Troy)

COACH OF THE YEAR

Jerry Glasco (Louisiana)

NEWCOMER OF THE YEAR

Sarah Hudek (Louisiana)

SECOND TEAM

P: Kaitlin Beasley-Polko (Coastal Carolina)
 P: Randi Phillips (UTA)
 P: Meagan King (Texas State)
 C: Reagan Wright (UTA)
 1b: Kourtney Gremillion (Louisiana)
 1b: Aileen Garcia (UTA)
2b: Taylor Sweigart (Coastal Carolina)
 3b: Kara Gremillion (Louisiana)
 3b: Keri White (App State)
 SS: Tara Oltmann (Texas State)
OF: Courtney Dean (Coastal Carolina)
 OF: Raina O'Neal (Louisiana)
 OF: Krista Rude (UTA)
 OF: Christiana McDowell (Texas State)
 OF: Bailey Taylor (Troy)

2019 SUN BELT SOFTBALL CHAMPIONSHIP

MAY 8-11 AT TEXAS STATE UNIVERSITY

Wednesday, May 8

Game 1: No. 7 Georgia Southern 1, No. 6 Coastal Carolina 2
 Game 2: No. 8 ULM 2, No. 5 Appalachian State 1
 Game 3: No. 6 Coastal Carolina 5, No. 4 UTA 3
 Game 4: No. 8 ULM 0, No. 4 Texas State 3

Thursday, May 9

Game 5: No. 6 Coastal Carolina 4, No. 2 Troy 2
 Game 6: No. 4 Texas State 3, No. 1 Louisiana 4
 Game 7: No. 8 ULM 3, No. 5 Troy 0

Friday, May 10

Game 8: No. 4 Texas State 0, No. 3 UTA 8
 Game 9: No. 1 Louisiana 5, No. 6 Coastal Carolina 2
 Game 10: No. 3 UTA 2, No. 8 ULM 5

Saturday, May 11

Game 11: No. 6 Coastal Carolina 4, No. 8 ULM 2
 Game 12: No. 8 Coastal Carolina 0, No. 1 Louisiana 1

Champion: Louisiana

All-Tournament Team

Whitney Walton, UTA
 Adrianna Chavarria, ULM
 Jayden Mount, ULM

Natalie David, Coastal Carolina
Ashley Guillette, Coastal Carolina
Kassidy Smith, Coastal Carolina

Alissa Dalton, Louisiana
 Kara Gremillion, Louisiana
 Sarah Hudek, Louisiana

Most Outstanding Player

Summer Ellyson, Louisiana

2019 SUN BELT SEASON IN REVIEW

TEAM BATTING	G	AVG	AB	R	H	2B	3B	HR	BB	SO	SB-ATT
Louisiana	58	.330	1466	387	484	87	9	58	219	174	169-197
UTA	63	.309	1708	313	528	69	9	24	185	157	81-104
South Alabama	49	.291	1333	249	388	76	4	53	152	237	15-21
Troy	57	.263	1466	230	386	69	4	25	183	215	41-48
Georgia Southern	51	.261	1335	225	349	67	4	49	150	249	14-20
Texas State	54	.261	1357	237	354	60	6	27	221	152	92-103
Coastal Carolina	60	.246	1482	263	364	67	6	87	189	318	38-48
Appalachian State	56	.239	1456	223	348	58	3	33	167	289	44-55
ULM	56	.233	1408	195	328	51	5	20	157	268	65-84
Georgia State	54	.223	1370	142	305	49	3	18	158	271	31-39
Totals	279	.267	14381	2464	3834	653	53	394	1781	2330	590-719

TEAM FIELDING	G	PO	A	E	PCT	DP	PB	SBA-ATT
Troy	57	1156	280	39	.974	14	9	44-54
Louisiana	58	1122	416	42	.973	17	9	24-33
Coastal Carolina	60	1176	367	46	.971	12	2	47-67
Appalachian State	56	1141	486	52	.969	18	3	28-42
UTA	63	1297	462	57	.969	25	2	33-45
Texas State	54	1060	356	55	.963	15	5	41-50
ULM	56	1059	494	65	.960	29	8	62-76
Georgia Southern	51	1024	394	66	.956	15	5	56-66
South Alabama	49	961	384	70	.951	19	2	63-72
Georgia State	54	1024	438	78	.949	14	7	90-110
Totals	279	11020	4077	570	.964	178	52	488-615

TEAM PITCHING	G	ERA	W	L	SV	IP	H	R	ER	BB	SO
Louisiana	58	1.48	52	6	3	374.0	235	101	79	97	418
Troy	57	2.74	37	20	3	385.1	313	177	151	127	352
Appalachian State	56	2.78	31	25	1	380.1	386	183	151	145	206
Coastal Carolina	60	3.20	39	21	8	392.0	377	204	179	169	314
UTA	63	3.42	36	27	8	432.1	481	247	211	127	165
Texas State	54	3.53	29	25	3	353.1	381	209	178	114	216
Georgia Southern	51	3.67	23	28	5	341.1	381	222	179	160	160
South Alabama	49	4.85	18	31	2	320.1	354	275	222	214	210
Georgia State	54	5.39	8	46	1	341.1	452	334	263	205	147
ULM	56	5.59	14	42	2	353.1	497	343	282	212	146
Totals	279	3.61	287	271	36	3673.2	3857	2295	1895	1570	2334

2019 SUN BELT SEASON IN REVIEW



2019 Sun Belt Softball Sun Belt Batting Leaders (as of May 26, 2019) (All games)



Hitting minimums - 1 Games 75% of Games 1 AB 2.0 AB/Game 1 TPA
Pitching minimums - 1 Games 50% of Games 1 IP 1 BF 1.0 IP/Game

Batting avg		Slugging pct		On base pct	
1. Curry, Laura-UTA	.440	1. Dean, Courtney-CCU	.654	1. Rawls, Julie-LA	.511
2. Farrell, Hannah-GS	.401	2. Rawls, Julie-LA	.647	2. Walton, Whitney-UTA	.508
3. Dalton, Alissa-LA	.400	3. Ortiz, Victoria-USA	.628	3. Dalton, Alissa-LA	.487
4. Walton, Whitney-UTA	.393	4. Reid, Brittani-USA	.625	4. Wilson, Shelby-GS	.481
5. McKay, Sydney-ULM	.382	5. Smith, Cassidy-CCU	.616	5. Reid, Brittani-USA	.474
6. Rude, Krista-UTA	.380	6. Cronan, Kennedy-USA	.608	6. Farrell, Hannah-GS	.473
7. Reid, Brittani-USA	.375	7. Hudek, Sarah-LA	.606	7. Smith, Cassidy-CCU	.469
8. McDowell, Christiana-TXST	.361	8. Wilson, Shelby-GS	.600	8. Curry, Laura-UTA	.464
9. Rawls, Julie-LA	.360	9. Comeaux, Lexie-LA	.590	9. McDowell, Christiana-TXST	.457
10. Ortiz, Victoria-USA	.357	10. Farrell, Hannah-GS	.586	10. Taylor, Bailey-TROY	.455
Runs scored		Hits		Runs batted in	
1. Walton, Whitney-UTA	66	1. Curry, Laura-UTA	91	1. Garcia, Aileen-UTA	53
2. Dalton, Alissa-LA	49	2. Walton, Whitney-UTA	79	2. Rawls, Julie-LA	49
Hudek, Sarah-LA	49	3. Rude, Krista-UTA	68	3. Comeaux, Lexie-LA	43
Smith, Cassidy-CCU	49	McKay, Sydney-ULM	68	Dalton, Alissa-LA	43
5. Gremillion, Kara-LA	47	5. White, Keri-APP	66	5. Oltmann, Tara-TXST	41
Rude, Krista-UTA	47	Dalton, Alissa-LA	66	6. Taylor, Bailey-TROY	40
7. Milligan, Keeli-LA	44	7. Farrell, Hannah-GS	63	7. Hudek, Sarah-LA	39
8. O'Neal, Raina-LA	43	8. Webb, Katie-TROY	61	8. Curry, Laura-UTA	38
9. Porter, Madeline-TROY	42	9. McDowell, Christiana-TXST	60	Wright, Reagan-UTA	38
Rawls, Julie-LA	42	Reid, Brittani-USA	60	Cronan, Kennedy-USA	38
Doubles		Triples		Home runs	
1. Reid, Brittani-USA	17	1. Sexton, Baylee-GSU	3	1. Smith, Cassidy-CCU	15
Ortiz, Victoria-USA	17	Dalton, Alissa-LA	3	2. Dean, Courtney-CCU	13
3. Ray, Caitlin-GSU	16	Webb, Katie-TROY	3	3. Durrence, Alison-APP	12
Walton, Whitney-UTA	16	Hudek, Sarah-LA	3	4. Cronan, Kennedy-USA	11
5. Farrell, Hannah-GS	14	Craneck, Mari-TXST	3	Hudek, Sarah-LA	11
6. Hussey, Kaylee-TROY	12	Walton, Whitney-UTA	3	6. Shirley, Faith-GS	10
7. 8 tied at.....	11	7. 7 tied at.....	2	Harrell, Logan-GS	10
Total bases		Walks		Hit by pitch	
1. Walton, Whitney-UTA	113	1. Smith, Cassidy-CCU	43	1. Taylor, Bailey-TROY	23
2. Hudek, Sarah-LA	106	Walton, Whitney-UTA	43	2. Smith, Cassidy-CCU	18
3. Curry, Laura-UTA	101	3. Dodd, Jenny-APP	42	3. Gruich, Katelyn-USA	11
4. Dean, Courtney-CCU	100	4. Rawls, Julie-LA	40	Porter, Madeline-TROY	11
Reid, Brittani-USA	100	5. Bell, ArieAnn-TXST	37	5. Burchianti, Bri-UTA	9
6. O'Neal, Raina-LA	98	6. Gremillion, Kara-LA	31	Kresta, Jaclyn-ULM	9
7. Dalton, Alissa-LA	95	7. Beyer, Mackenzie-CCU	30	7. Gremillion, Kara-LA	8
8. Smith, Cassidy-CCU	93	Wilson, Shelby-GS	30	Shirley, Faith-GS	8
9. Farrell, Hannah-GS	92	9. Kreps, Korie-ULM	28	Cline, Kennedy-TXST	8
10. 2 tied at.....	90	McDowell, Christiana-TXST	28	Mount, Jayden-ULM	8
Sac bunts		Sac flies		Stolen bases	
1. Curry, Laura-UTA	19	1. Dodd, Jenny-APP	6	1. Milligan, Keeli-LA	60
2. Porter, Madeline-TROY	18	2. Mosel, Skylar-GSU	5	2. McKay, Sydney-ULM	26
3. Rude, Krista-UTA	15	Curry, Bailey-LA	5	3. McDowell, Christiana-TXST	25
4. Kifer, Caylie-APP	13	4. Rawls, Julie-LA	4	4. Gremillion, Kara-LA	24
5. Oltmann, Tara-TXST	11	Hudek, Sarah-LA	4	5. Rude, Krista-UTA	20
Wyllie, Brittany-UTA	11	Garcia, Aileen-UTA	4	6. O'Neal, Raina-LA	18
7. Mendoza, Melanie-UTA	10	7. 7 tied at.....	3	7. Pederson, Victoria-ULM	17
8. Burchianti, Bri-UTA	9			8. Oltmann, Tara-TXST	16
9. Hernandez, Hope-TROY	8			Miller, Allie-TROY	16
Garcia, Aileen-UTA	8			10. Curry, Laura-UTA	15

2019 SUN BELT SEASON IN REVIEW



2019 Sun Belt Softball Sun Belt Pitching Leaders (as of May 26, 2019) (All games)

Hitting minimums - 1 Games 75% of Games 1 AB 2.0 AB/Game 1 TPA
Pitching minimums - 1 Games 50% of Games 1 IP 1 BF 1.0 IP/Game

Earned run avg

1. Ellyson, Summer-LA	1.11
2. Johnson, Leanna-TROY	2.19
3. Longanecker, Kenzie-APP	2.40
4. Gardiner, Allie-UTA	2.88
5. King, Meagan-TXST	2.95
6. BeasleyPolko, Kaitlin-CCU	3.05
7. Guillette, Ashley-CCU	3.09
8. Phillips, Randi-UTA	3.45
9. Reid, Alexis-USA	3.87
10. Waldrep, Rylee-GS	4.14

Opposing bat avg

1. Ellyson, Summer-LA	.158
2. Johnson, Leanna-TROY	.193
3. Yarbrough, Samantha-USA	.212
4. BeasleyPolko, Kaitlin-CCU	.240
5. King, Meagan-TXST	.250
6. Guillette, Ashley-CCU	.258
7. Longanecker, Kenzie-APP	.268
8. Barrera, Dailah-TXST	.273
9. Gardiner, Allie-UTA	.280
10. Freeman, Savannah-GSU	.283

Innings pitched

1. Ellyson, Summer-LA	272.1
2. Johnson, Leanna-TROY	217.1
3. BeasleyPolko, Kaitlin-CCU	213.2
4. Phillips, Randi-UTA	209.0
5. Reid, Alexis-USA	175.2
6. King, Meagan-TXST	168.1
7. Guillette, Ashley-CCU	161.0
8. Longanecker, Kenzie-APP	143.0
9. Chavarria, Adrianna-ULM	137.1
10. Soles, Emily-GSU	121.0

Batters struck out

1. Ellyson, Summer-LA	354
2. Johnson, Leanna-TROY	231
3. BeasleyPolko, Kaitlin-CCU	172
4. Guillette, Ashley-CCU	134
5. Willis, Annie-TROY	104
Barrera, Dailah-TXST	104
7. Yarbrough, Samantha-USA	103
8. Longanecker, Kenzie-APP	95
9. King, Meagan-TXST	85
Reid, Alexis-USA	85

Batters SO out looking

1. Ellyson, Summer-LA	80
2. Johnson, Leanna-TROY	60
3. BeasleyPolko, Kaitlin-CCU	41
Guillette, Ashley-CCU	41
5. Willis, Annie-TROY	36
6. Longanecker, Kenzie-APP	30
Reid, Alexis-USA	30
8. Barrera, Dailah-TXST	28
9. Holland, Sydney-APP	27
10. Ramos, Kaylee-GS	19

Wins

1. Ellyson, Summer-LA	39
2. Johnson, Leanna-TROY	25
3. BeasleyPolko, Kaitlin-CCU	23
4. King, Meagan-TXST	18
Phillips, Randi-UTA	18
6. Guillette, Ashley-CCU	16
7. Longanecker, Kenzie-APP	14
Holland, Sydney-APP	14
9. Reid, Alexis-USA	10
10. 4 tied at.....	9

Saves

1. Gardiner, Allie-UTA	8
2. BeasleyPolko, Kaitlin-CCU	5
3. Guillette, Ashley-CCU	3
4. Watts, Jessie-ULM	2
Ellyson, Summer-LA	2
6. 16 tied at.....	1

Appearances

1. Ellyson, Summer-LA	50
2. Phillips, Randi-UTA	49
3. BeasleyPolko, Kaitlin-CCU	45
4. Gardiner, Allie-UTA	43
5. Johnson, Leanna-TROY	40
6. Soles, Emily-GSU	39
Guillette, Ashley-CCU	39
8. Freeman, Savannah-GSU	38
9. King, Meagan-TXST	37
Chance, Amanda-GSU	37

Games started

1. Ellyson, Summer-LA	45
2. Phillips, Randi-UTA	34
3. BeasleyPolko, Kaitlin-CCU	31
4. Johnson, Leanna-TROY	30
5. Chavarria, Adrianna-ULM	29
Guillette, Ashley-CCU	29
7. Reid, Alexis-USA	28
8. King, Meagan-TXST	24
9. Willis, Annie-TROY	23
Longanecker, Kenzie-APP	23

Games finished

1. Gardiner, Allie-UTA	35
2. Watts, Jessie-ULM	20
3. Chance, Amanda-GSU	18
4. Blasingame, Kynsley-TROY	14
5. King, Meagan-TXST	13
Soles, Emily-GSU	13
7. Ramos, Kaylee-GS	12
BeasleyPolko, Kaitlin-CCU	12
Jacobs, Krista-TXST	12
Williams, Murphy-ULM	12

Games in relief

1. Gardiner, Allie-UTA	41
2. Watts, Jessie-ULM	25
Chance, Amanda-GSU	25
4. Soles, Emily-GSU	24
5. Freeman, Savannah-GSU	21
6. Williams, Murphy-ULM	19
7. Barfield, Shelby-GS	18
8. Boswell, Carrie-LA	17
Blasingame, Kynsley-TROY	17
10. 3 tied at.....	15

Sac bunts allowed

1. Guillette, Ashley-CCU	21
2. Phillips, Randi-UTA	19
Waldrep, Rylee-GS	19
4. Reid, Alexis-USA	17
5. Ellyson, Summer-LA	16
6. Johnson, Leanna-TROY	14
BeasleyPolko, Kaitlin-CCU	14
8. King, Meagan-TXST	13
9. 4 tied at.....	11

Sac flies allowed

1. Gardiner, Allie-UTA	12
2. Soles, Emily-GSU	8
Watts, Jessie-ULM	8
4. Johnson, Leanna-TROY	7
5. Reid, Alexis-USA	6
6. Williams, Murphy-ULM	5
Freeman, Savannah-GSU	5
Chance, Amanda-GSU	5
Guillette, Ashley-CCU	5
10. 2 tied at.....	4

Losses

1. Reid, Alexis-USA	18
2. Chance, Amanda-GSU	17
3. Chavarria, Adrianna-ULM	14
Phillips, Randi-UTA	14
Soles, Emily-GSU	14
6. Freeman, Savannah-GSU	13
BeasleyPolko, Kaitlin-CCU	13
8. Waldrep, Rylee-GS	12
Williams, Murphy-ULM	12
10. King, Meagan-TXST	11

Runners picked off

1. Wrobel, Brie-ULM	2
2. 10 tied at.....	1

ALL-TIME VS. OPPONENTS

OPPONENT	W/L	CURRENT STREAK	LAST GAME	OPPONENT	W/L	CURRENT STREAK	LAST GAME	OPPONENT	W/L	STREAK	LAST GAME
Akron	1-1	W1	3/22/1997	Iowa	1-0	W1	2/28/2016	Saint Joseph's	2-3	L3	2/24/2018
Alabama	0-4	L4	2/12/2017	Iowa State	3-0	W3	2/10/2018	Saint Peter's	3-1	W3	3/1/2014
Alabama State	1-0	W1	3/16/2008	Jacksonville	1-5	L3	2/14/2016	Samford	4-1	L1	3/2/2014
Albany	1-1	W2	3/2/2013	Jacksonville State	0-3	L3	3/1/2002	Seton Hall	0-1	L1	2/19/2016
Alcorn State	0-1	L1	3/2/2007	James Madison	1-4	L2	3/10/2013	Shippensburg	0-2	L2	3/1/1991
Appalachian State	12-5	L1	5/5/2018	Kansas	0-3	L3	2/13/2016	Siena	0-1	L1	3/27/2010
Arizona State	0-2	L2	5/20/2000	Kennesaw State	0-6	L6	2/8/2013	South Alabama	4-4	W3	4/29/2018
Arkansas	0-2	L2	3/11/2002	Kent State	2-6	L5	2/16/2018	South Carolina	9-52	L4	4/11/2017
Armstrong State	4-0	W4	3/24/1987	Kentucky	0-2	L2	3/17/1999	South Carolina State	4-0	W4	3/30/2016
Auburn	1-3	L2	2/28/1999	Lafayette	6-0	W6	2/15/2018	South Dakota State	0-2	L2	2/20/2010
Augusta	12-2	W2	4/1/1990	Lander	2-0	W2	N/A (1984)	South Florida	1-8	L7	3/17/2013
Austin Peay	1-0	W1	3/12/1999	La Salle	2-1	L1	3/11/2012	Southern Illinois	0-2	L2	2/8/2008
Baylor	0-1	L1	3/8/2008	Lehigh	2-0	W2	2/24/2007	Southern Mississippi	2-0	W2	3/3/2007
Belmont	3-1	L1	3/23/2002	Liberty	40-33	W2	5/13/2016	USC Lancaster	2-0	W2	N/A (1984)
Bethune-Cookman	0-1	L1	3/7/2015	Limestone	3-4	W1	3/17/2009	USC Spartanburg	2-0	W2	3/20/1997
Birmingham-Southern	12-8	W2	3/30/2008	Lipscomb	0-3	L3	3/20/2011	USC Upstate	6-4	L1	2/11/2011
Boston College	3-2	L1	2/22/2015	Long Island	1-2	W1	3/16/2012	Spartanburg	3-0	W3	
Boston University	0-1	L1	3/17/2012	Longwood	12-8	L2	5/14/2016	Spartanburg-Meth.	1-0	W1	3/20/1988
Bowling Green	0-1	L1	3/12/2001	Louisiana	1-5	L1	3/10/2018	St. Andrews	2-0	W2	3/15/1992
Brown	1-1	W1	3/28/2003	Louisiana State	0-2	L2	3/28/2001	St. Bonaventure	8-0	W8	2/15/2015
Bryant	2-0	W2	3/8/2014	Louisiana Tech	0-1	L1	4/14/1995	St. Francis	5-0	W5	2/28/2000
Bucknell	13-3	W4	2/21/201	Loyola Chicago	5-2	W1	3/1/2015	St. Francis (Pa.)	1-0	W1	3/4/2003
Buffalo	2-0	W2	3/12/2016	Maine	1-1	L1	2/21/2009	St. John's	4-2	W3	3/28/2010
California	0-2	L2	3/24/2006	Manhattan	1-0	W1	3/16/2008	St. Louis	3-0	W3	4/27/1996
Campbell	55-16	W9	2/26/2017	Marist	2-0	W2	2/28/2009	SW Missouri State	0-1	L1	3/24/2000
Canisius	1-2	L2	2/27/2010	Marshall	4-2	W3	3/1/2014	Stanford	1-6	L2	3/6/2016
Central Connecticut	0-1	L1	3/22/1992	UMBC	11-5	W4	2/23/2003	Stephen F. Austin	2-0	W2	3/2/2007
Central Michigan	2-0	W2	3/9/2006	Maryland	0-7	L7	2/8/2015	Stetson	2-3	L3	3/23/2001
Central Wesleyan	2-1	L1	N/A (1984)	Maryland Eastern Shore	2-0	W2	3/2/2014	Stockton State	2-0	W2	3/18/1987
Charles County	1-0	W1	4/1/1989	Marshall	4-2	W3	3/1/2014	Stony Brook	1-1	W1	3/7/2010
Charleston Southern	65-35	L1	3/22/2017	Massachusetts	0-1	L1	2/25/2007	Temple	3-1	W2	2/26/2014
Charlotte	10-6	L1	4/2/2004	Massachusetts-Lowell	1-0	W1	3/15/2017	Tennessee	0-7	L7	2/16/2013
Chattanooga	1-0	W1	3/11/2006	Memphis	0-1	L1	3/12/2016	Tenn.-Chattanooga	1-1	L1	3/22/1996
Cleveland State	5-0	W5	2/25/2017	Mercer	6-1	W2	2/17/2012	Tennessee Martin	0-1	L1	3/23/2001
Coker College	0-2	L2	3/5/1997	Methodist	2-0	W2	3/15/1991	Tennessee Tech	0-1	L1	3/11/2006
Colgate	3-0	W3	3/18/1995	Miami (OH)	2-0	W2	2/13/2004	Texas	0-1	L1	3/15/2018
College of Charleston	43-22	W1	4/23/2019	Michigan State	2-3	L1	3/14/2009	Texas Arlington	0-4	L4	5/10/2017
Columbia	1-0	W1	3/16/2016	Middle Tenn. State	4-7	W2	3/10/2013	Texas A&M	0-1	L1	4/16/1994
Concord	2-0	W2	N/A (1984)	Minnesota	1-4	L3	3/15/2014	TAMU-Corpus Christi	6-6	W3	3/17/2006
Connecticut	4-3	W3	2/17/2018	Mississippi	0-3	L3	2/14/2014	Texas Tech	1-0	W1	3/15/2003
Coppin State	1-0	W1	2/22/2003	Mississippi State	1-2	W1	3/12/2003	Texas State	0-5	L5	3/18/2018
Dartmouth	1-0	W1	3/2/2012	Missouri	0-1	L1	3/13/2009	Toledo	0-1	L1	3/25/1995
Dayton	4-1	L1	3/14/2000	Missouri-Kansas City	2-0	W2	2/18/2017	Towson	9-2	W6	2/11/2017
Delaware	4-0	W4	3/4/2011	Missouri State	2-0	W2	2/9/2013	Trenton State	1-1	L1	3/16/1987
DePaul	0-2	L2	2/26/2009	Monmouth	2-3	L2	3/10/2009	Troy	2-5	L3	4/14/2018
Drake	0-1	L1	3/3/2006	Morehead State	1-0	W1	3/15/2002	UCLA	0-1	L1	5/17/2001
Drexel	1-0	W1	3/1/2013	Morgan State	2-0	W2	3/16/2002	UL-Monroe	2-4	W3	3/31/2018
Duke	1-0	W1	4/1/2018	Morris	2-0	W2	N/A(1984)	UNC Asheville	12-5	L1	4/5/1992
East Carolina	17-29	W1	3/13/2007	Mt. St. Mary's	7-0	W7	3/1/2015	UNC Greensboro	13-11	W2	2/10/2018
East Tenn. State	1-2	W1	3/7/2009	Murray State	0-1	L1	2/22/2015	UNC Wilmington	69-23	W3	4/10/2018
Eastern Illinois	1-5	L1	3/10/2014	NE Louisiana	0-2	L2	3/18/1991	Utah	0-1	L1	2/20/2004
Eastern Kentucky	1-0	W1	2/27/2010	Nebraska	0-1	L1	3/21/1998	UT-Arlington	1-6	W1	3/25/2018
Elon	17-4	W1	3/23/2010	Nebraska-Omaha	1-0	W1	3/2/2012	Vermont	2-1	W1	2/28/2009
Erskine	4-2	W2	3/27/1988	Newberry	4-0	W4	4/4/1991	Virginia	4-5	W1	2/15/2014
Evansville	2-3	L2	3/11/1999	New England	2-0	W2	3/18/1991	Virginia Tech	8-8	W1	3/7/2017
Florida	0-5	L5	2/13/2009	New Mexico State	2-1	W1	3/4/2018	Voorhees	6-1	W1	N/A (1984)
Florida A&M	3-0	W3	2/18/2012	Nichols State	0-2	L2	3/23/2002	Wagner	1-0	W1	3/22/1995
Florida Atlantic	3-0	W3	3/6/2015	North Carolina	4-23	L2	3/23/2016	Western Carolina	1-2	W1	3/3/2013
Florida International	0-1	L1	3/20/2009	North Carolina A&T	2-0	W2	3/10/2012	Western Michigan	1-1	W1	3/13/2005
Florida State	0-9	L9	3/6/2015	N.C. State	2-12	L10	2/14/2016	Western Illinois	0-1	L1	5/17/1992
Fordham	1-0	W1	3/10/2009	North Dakota	2-0	W2	3/4/2017	Wichita State	0-1	L1	3/2/2013
Francis Marion	20-14	W6	4/11/2002	North Dakota State	1-1	W1	2/19/2012	Winthrop	60-45	L1	3/27/2018
Fresno State	0-1	L1	5/17/2011	North Florida	2-2	L2	3/1/2008	Wright State	8-2	W2	3/19/1996
Furman	9-12	W1	3/13/2016	Northern Kentucky	2-0	W2	3/8/2017	Yale	1-1	L1	3/11/1993
Gardner-Webb	21-13	W9	4/24/2016	Northern Illinois	0-1	L1		Youngstown State	2-0	W2	2/11/2017
George Mason	20-2	W1	2/11/2012	Northwestern	0-1	L1	3/4/2004				
George Washington	1-0	W1	2/11/2012	Notre Dame	0-2	L2	2/12/2005	All-time	1068-849		
Georgetown	7-0	W7	2/25/2018	Oakland	1-0	W1	3/20/2010				
Georgia	0-2	L2	5/18/2012	Ohio	2-3	L1	2/10/2007				
Georgia Southern	12-11	W3	4/8/2018	Oregon	1-1	W1	3/6/2004				
Georgia State	4-5	L3	4/21/2018	Oregon State	1-0	W1	2/20/2004				
Georgia Tech	6-6	L5	2/10/2013	Pacific	0-2	W2	3/25/2011				
Hampton	4-0	W4	3/10/2012	Penn State	3-2	W3	2/25/2017				
Hartford	0-1	L1	3/16/2012	Pittsburgh	1-6	L4	2/24/2018				
Harvard	3-0	W3	3/27/2005	Presbyterian	18-7	W3	2/11/2018				
Hawaii	1-2	W1	3/8/2016	Princeton	1-1						
Heidelberg	4-0	W4	3/14/1990	Providence	1-3	L2	3/19/2011				
Hiram	3-2	W2	3/21/1988	Purdue	3-1	L1	2/14/2014				
Hofstra	1-2	L2	3/7/2015	Radford	46-34	W1	4/3/2016				
Houston Baptist	1-0	W1	3/20/2010	Rhode Island	3-0	W3	2/22/2013				
Illinois	4-6	W1	3/9/2006	Rider	1-0	W1	2/16/2018				
Illinois-Chicago	1-6	L6	3/7/2008	Robert Morris	2-2	W3	2/17/2018				
Illinois State	0-2	L2	2/23/2007	Rochester Inst.	1-0	W1	3/5/1988				
Indiana	1-0	W1	2/24/2002	Rutgers	1-1	L1	3/5/2004				
IPFW	0-1	L1	2/25/2012	Sacramento State	0-1	L1	3/27/2011				
				Sacred Heart	4-0	W4	2/21/2015				

YEAR-BY-YEAR RESULTS

1981 Overall: 4-14 Coach: Steve Taylor

Date	Opponent (site unknown)	Result
*	Eastern Connecticut St.	L, 7-8
*	Francis Marion	L, 2-12
*	Morris College	L, 12-14
*	Allegheny College	L, 7-10
*	Franklin and Marshall	L, 5-14
*	Franklin and Marshall	L, 9-11
*	Winthrop	L, 1-6
*	Winthrop	L, 2-14
*	Vorhees College	W, 13-12
*	Francis Marion	L, 1-19
*	Benedict College	L, 2-13
*	Morris College	W, 10-0
*	Vorhees College	W, 19-7
*	Francis Marion	L, 0-12
*	Francis Marion	L, 0-18
*	Vorhees College	W, 10-8
*	Spartanburg	L, 8-13
*	Spartanburg	L, 1-11

*Date Unknown

1983 Overall: 14-16 Coach: Steve Taylor

Date	Opponent (site unknown)	Result
3/16	vs. Farleigh Dickinson	W, 15-9
3/16	vs. Geneva College	L, 4-6
3/18	vs. Farleigh Dickinson	L, 8-14
3/19	Lander*	W, 5-2
3/19	Lander*	L, 5-6
3/22	Henry Ford Comm. College	L, 2-6
3/22	Henry Ford Comm. College	L, 3-7
3/26	Furman	W, 6-2
3/26	Furman	W, 10-3
3/28	Adelphi	L, 0-5
3/28	Adelphi	L, 1-6
4/1	Odondaga Comm. College	L, 2-9
4/1	Odondaga Comm. College	L, 1-8
4/5	Morris College	W, 10-1
4/6	at Vorhees College	W, 10-6
4/10	at Lander	L, 7-8
4/10	at Lander	W, 12-10
4/13	at Francis Marion	L, 0-4
4/16	Erskine	L, 0-1
4/16	Erskine	W, 4-0
4/19	Morris College	W, 12-1(5)
4/19	Francis Marion	L, 1-6
4/22	Anderson	W, 8-4
4/22	Anderson	L, 3-4
4/25	Central Wesleyan	W, 11-9
4/25	Central Wesleyan	W, 6-5
4/29	vs. Francis Marion \$	L, 0-2
4/29	vs. Spartanburg \$	W, 10-6
5/1	vs. Limestone \$	W, 9-5
5/1	vs. Lander \$	L, 6-9

\$ - NAIA District 6 Playoffs

1984 Overall: 21-16 Coach: Steve Taylor

Date	Opponent (site unknown)	Result
3/14	Cortland St.	L, 0-10
3/15	La Crosse	W, 2-1 (9)
3/15	La Crosse	L, 1-2
3/16	Cortland St.	L, 0-5
3/17	Lander	W, 12-2
3/17	Lander	W, 2-1
3/23	at Francis Marion	L, 0-10
3/23	vs. Toledo	L, 1-6
3/24	vs. Trenton State	W, 2-1
3/24	at Francis Marion	L, 2-3 (10)
3/28	vs. Toledo	L, 2-15
3/31	Erskine	W, 2-0
3/31	Erskine	L, 2-4
*	Concord	W, 5-1
*	Concord	W, 6-1

*	Vermont	L, 1-6
*	Vermont	W, 6-2
*	Morris	W, 9-2
*	Morris	W, 9-4
*	Erskine	W, 2-1
*	Erskine	L, 0-4
*	Newberry	W, 5-2
*	Newberry	W, 4-0
*	Voorhees	W, 4-0
*	USC Lancaster	W, 6-2
*	USC Lancaster	W, 7-2
*	Central Wesleyan	W, 4-1
*	Central Wesleyan	W, 5-4 (8)
*	Francis Marion	L, 1-6
*	Francis Marion	L, 1-8
*	Voorhees	L, 1-2
*	Voorhees	W, 12-2
*	Erskine\$	W, 5-1
*	Winthrop\$	L, 0-2
*	Central Wesleyan\$	L, 3-5

\$ - NAIA District 6 Playoffs

*Date Unknown

1987 Overall: 19-20 • Big South: 9-9 Coach: Dee Dee Kish

Date	Opponent	Result
3/6	Winthrop*	L, 0-3
3/6	Winthrop*	L, 3-6
3/9	Charleston Southern*	L, 4-7
3/9	Charleston Southern*	L, 5-11
3/11	St. Louis	W, 20-13
3/11	St. Louis	W, 4-2
3/13	Campbell*	W, 8-5
3/13	Campbell*	W, 5-2
3/14	at Armstrong State*	W, 13-0
3/14	at Armstrong State*	W, 13-0
3/16	Princeton	L, 2-5
3/16	Trenton State	L, 3-13
3/18	Stockton State	W, 3-2
3/18	Stockton State	W, 13-7
3/20	at Campbell*	L, 1-4
3/20	at Campbell*	W, 3-2
3/21	at Winthrop*	L, 1-5
3/21	at Winthrop*	L, 0-7
3/22	at UNC Asheville*	L(for.), 0-7
3/22	at UNC Asheville*	L, 3-10
3/24	Armstrong State*	W(for.), 7-0
3/24	Armstrong State*	W(for.), 7-0
3/25	Hiram	L, 2-8
3/27	Erskine	W, 6-4
3/27	Hiram	L, 3-4
3/28	Campbell	L(for.), 0-7
3/28	Radford	W, 8-2
3/28	Methodist	W, 6-1
4/4	Spartanburg	W, 11-1
4/4	Spartanburg	W, 1-0
4/6	at Charleston Southern*	W, 4-3
4/6	at Charleston Southern*	W, 4-0
4/9	UNC Wilmington	L, 2-7
4/9	UNC Wilmington	L, 1-3
4/13	at Francis Marion	L, 0-10
4/13	at Francis Marion	L, 3-4
4/17	Baptist \$	L, 1-11
4/18	Campbell \$	W, 7-0
4/18	Charleston Southern \$	L, 1-5

* Big South Conference
\$ - Big South Conference Tournament

1988 Overall: 28-22 • Big South: 7-3 Coach: Jess Dannelly

Date	Opponent	Result
3/2	Furman	L, 0-1
3/2	Furman	L, 0-1
3/4	Winthrop	W, 7-6
3/4	Winthrop	L, 4-8
3/5	Rochester Inst.	W, 14-1
3/10	East Carolina	L, 2-4

3/12	at Campbell	W, 4-1
3/12	at Campbell	W, 13-4
3/15	Charleston Southern*	L, 1-2
3/15	Charleston Southern*	L, 7-9
3/17	at Winthrop*	W, 4-0
3/17	at Winthrop*	L, 4-8
3/18	Campbell*	W, 7-6
3/18	Campbell*	W, 10-0
3/20	Spartanburg Meth.	W, 5-4
3/20	Hiram	L, 2-6
3/21	Hiram	W, 3-1
3/21	Hiram	W, 9-0
3/24	at Francis Marion	L, 4-5
3/24	at Francis Marion	L, 1-3
3/26	UNC Asheville*	W, 5-2
3/26	UNC Asheville*	W, 3-1
3/29	at Charleston Southern	W, 9-1
3/29	at Charleston Southern	W, 10-1
3/30	Bucknell	L, 0-2
3/30	Bucknell	L, 1-5
4/1	Augusta	W, 7-2
4/1	Augusta	L, 1-11
4/2	at UNC Wilmington%	L, 3-6
4/2	Longwood%	L, 4-6
4/2	Radford%	W, 6-1
4/2	Campbell%	W, 4-0
4/4	UNC Wilmington	L, 3-7
4/4	UNC Wilmington	L, 5-8
4/5	St. Francis	W, 7-0
4/5	St. Francis	W, 7-0
4/8	at Augusta*	W, 15-10
4/8	at Augusta*	W, 10-5
4/15	UNC Wilmington#	L, 1-3
4/15	UNC Charlotte#	W, 4-3
4/16	at East Carolina#	L, 1-9
4/16	UNC Charlotte#	W, 6-0
4/16	Charleston Southern#	W, 5-4
4/16	UNC Wilmington#	W, 9-7
4/17	at East Carolina#	L, 1-10
4/22	Charleston Southern\$	L, 0-1
4/22	Winthrop\$	W, 2-0
4/23	Augusta\$	W, 12-0
4/23	Charleston Southern\$	W, 5-4
4/23	Charleston Southern\$	L, 1-10

* Big South Conference
% - UNCW Seahawk Invitational (Wilmington, N.C.)

- ECU Lady Pirate Invitational (Greenville, N.C.)
\$ - Big South Conference Tournament (Rock Hill, S.C.)

1989 Overall: 17-19 • Big South: 2-6 Coach: Jess Dannelly

Date	Opponent	Result
3/13	Campbell	W, 6-1
3/13	Campbell	W, 2-1
3/18	UNC Wilmington#	W, 10-2
3/18	Ohio#	L, 4-3
3/19	George Mason#	L, 1-2
3/21	Heidelberg	W, 8-0
3/21	Heidelberg	W, 6-0
3/27	at Charleston Southern	L, 5-8
3/27	at Charleston Southern	L, 5-6
3/29	at Campbell*	W, 4-1
3/29	at Campbell*	L, 5-6
3/31	Bucknell	W, 3-2
3/31	Bucknell	W, 10-3
4/1	vs. Longwood%	W, 7-4
4/1	vs. UNC Greensboro%	W, 10-3
4/1	vs. Charles County%	W, 7-2
4/2	vs. Virginia Tech%	W, 22-3
4/2	at UNC Wilmington%	L, 2-6
4/4	at UNC Wilmington	W, 2-0
4/4	at UNC Wilmington	L, 5-6
4/6	South Carolina	L, 0-3
4/6	South Carolina	L, 0-7
4/11	at South Carolina	L, 0-2
4/11	at South Carolina	L, 0-1
4/14	Charleston Southern*	L, 2-9

4/14	Charleston Southern*	L, 5-12
4/16	Winthrop*	L, 1-2
4/16	Winthrop*	L, 0-2
4/17	UNC Wilmington	W, 1-0
4/17	UNC Wilmington	L, 4-6
4/18	at UNC Asheville*	L, 2-3
4/18	at UNC Asheville*	W, 2-0
4/22	Winthrop\$	L, 0-2
4/23	UNC Asheville\$	W, 5-2
4/23	Charleston Southern\$	W, 4-1
4/23	Winthrop\$	L, 0-1

* Big South Conference

- ECU Lady Pirate Invitational (Greenville, N.C.)

% - UNCW Seahawk Invitational (Wilmington, N.C.)

\$ - Big South Conference Tournament

(Conway, S.C.)

1990 Overall: 34-21 • Big South: 8-2 (1st) Coach: Jess Dannelly

Date	Opponent	Result
3/4	North Carolina	L, 2-3
3/4	North Carolina	L, 1-17
3/6	at Francis Marion	L, 6-3
3/6	at Francis Marion	L, 4-2
3/8	East Carolina	W, 5-3
3/8	East Carolina	W, 6-2
3/9	Mercer	W (for.), 7-0
3/9	Mercer	W (for.), 7-0
3/10	at UNC Asheville*	W, 4-2
3/10	at UNC Asheville*	L, 3-4
3/11	at Furman	L, 0-2
3/11	at Furman	L, 1-2 (8)
3/13	at Campbell*	W, 4-2
3/13	at Campbell*	L, 2-4
3/14	Heidelberg	W, 2-1
3/14	Heidelberg	W, 1-0
3/15	at Augusta*	W, 6-1
3/15	at Augusta*	W, 14-5
3/17	vs. George Mason#	W, 5-2
3/17	vs. Monmouth#	W, 2-0
3/17	at East Carolina#	L, 0-3
3/18	vs. UNC Charlotte#	L, 1-2
3/20	Campbell	W, 5-3
3/20	Campbell	W, 3-0
3/21	Wright State	W, 2-1
3/21	Wright State	W, 8-7
3/22	at Charleston Southern*	W, 4-1
3/22	at Charleston Southern*	W, 3-1 (9)
3/24	Winthrop*	W, 5-4
3/24	Winthrop*	W, 8-1
3/27	Eastern Illinois	L, 3-5
3/27	Eastern Illinois	L, 1-14
3/28	South Carolina	L, 2-8
3/28	South Carolina	L, 0-8
4/1	Augusta	W, 7-5
4/1	Augusta	W, 5-3
4/3	at South Carolina	L, 1-6
4/3	at South Carolina	L, 3-11
4/5	at UNC Wilmington	W, 1-0
4/5	at UNC Wilmington	L, 1-4
4/7	at Winthrop	L, 0-2
4/7	at Winthrop	W, 5-4
4/9	Francis Marion	W, 6-1
4/9	Francis Marion	W, 1-0
4/11	Charleston Southern	W, 3-0
4/11	Charleston Southern	W, 3-2
4/13	vs. Georgia State%	L, 2-4
4/13	vs. UNC Charlotte%	L, 0-3
4/14	vs. Winthrop%	L, 0-3
4/17	UNC Wilmington	W, 4-3
4/17	UNC Wilmington	W, 1-0
4/19	Campbell\$	W, 10-3
4/20	Winthrop\$	W, 5-2
4/21	Winthrop\$	L, 0-1
4/21	Winthrop\$	L, 0-2

* Big South Conference

- ECU Lady Pirate Invitational (Greenville, N.C.)

% - South Carolina Invitational (Columbia, S.C.)

\$ - Big South Conference Tournament

(Conway, S.C.)

YEAR-BY-YEAR RESULTS

1991
Overall: 41-21 • Big South: 8-0
Coach: Jess Dannelly

Date	Opponent	Result
3/1	Shippensburg	L, 0-1
3/1	Shippensburg	L, 4-5
3/4	at Francis Marion	W, 10-2
3/4	at Francis Marion	W, 8-6
3/9	Campbell*	W, 10-2
3/9	Campbell*	W, 4-3
3/11	East Carolina	L, 2-3
3/11	East Carolina	L, 0-4
3/12	Francis Marion	W, 5-0
3/12	Francis Marion	W, 3-2
3/14	UNC Asheville*	W, 10-0
3/14	UNC Asheville*	W, 2-0
3/15	vs. Methodist#	W, 7-0
3/15	vs. Campbell#	W, 8-1
3/15	vs. Methodist#	W, 10-0
3/16	vs. Charleston Southern#	L, 0-2
3/18	New England	W, 8-0
3/18	New England	W, 7-1
3/20	at UNC Wilmington	W, 6-1
3/20	at UNC Wilmington	W, 6-2
3/22	Augusta*	W, 6-0
3/22	Augusta*	W, 17-0
3/23	vs. UNC Charlotte%	L, 1-3
3/23	vs. North Carolina%	L, 4-8
3/23	vs. UNC Wilmington%	W, 7-6 (8)
3/24	at East Carolina%	W, 5-1
3/24	vs. Limestone%	W, 4-2
3/25	at Campbell	L, 0-1
3/25	at Campbell	L, 4-5
3/27	at Augusta	L, 3-4
3/27	at Augusta	W, 12-2
3/29	Bucknell	W, 1-0
3/29	Bucknell	W, 8-1
4/1	South Carolina	L, 0-7
4/1	South Carolina	L, 2-11
4/2	at Charleston Southern*	W, 3-0
4/2	at Charleston Southern*	W, 8-0
4/4	at Newberry	W, 10-0
4/4	at Newberry	W, 5-2
4/5	vs. Campbell@	W, 5-0
4/5	vs. East Carolina@	W, 10-3
4/6	vs. UNC Charlotte@	L, 2-3
4/6	vs. Georgia Tech@	W, 4-3 (8)
4/6	at Furman@	L, 2-10
4/7	at UNC Asheville	W, 8-2
4/7	at UNC Asheville	W, 16-6
4/10	Charleston Southern	W, 1-0
4/10	Charleston Southern	W, 3-2
4/12	vs. Georgia Southern&	W, 5-3
4/12	vs. UNC Charlotte&	W, 2-1 (10)
4/13	at South Carolina&	L, 0-1 (8)
4/13	vs. Georgia State&	L, 1-5
4/13	vs. UNC Charlotte&	L, 0-7
4/16	UNC Wilmington	W, 9-0
4/16	UNC Wilmington	W, 7-3
4/19	Augusta\$	W, 1-0
4/19	Winthrop\$	L, 1-2
4/20	Campbell\$	W, 3-1
4/20	Winthrop\$	W, 1-0
4/21	Winthrop\$	L, 2-7
4/24	at South Carolina	L, 0-5
4/24	at South Carolina	L, 0-8

* Big South Conference
- UNC Wilmington Invitational (Wilmington, N.C.)
% - ECU Lady Pirate Invitational (Greenville, N.C.)
@ - Furman Invitational (Greenville, S.C.)
& - South Carolina Invitational (Columbia, S.C.)
\$ - Big South Conference Tournament (Rock Hill, S.C.)

1992
Big South Conference Champions
National Invitation Tournament
Overall: 38-25 • Big South: 10-2 (First)
Coach: Jess Dannelly

Date	Opponent	Result
2/28	Furman	L, 0-1
2/28	Furman	L, 2-3 (8)
3/7	Campbell*	W, 2-1 (8)
3/7	Campbell*	L, 0-1
3/8	Radford	W, 4-0
3/8	Radford	W, 2-0
3/10	George Mason	W, 11-1
3/10	George Mason	W, 7-4
3/11	Radford*	W, 4-0
3/11	Radford*	W, 11-3
3/12	Dayton	W, 2-0
3/12	Dayton	W, 3-2
3/13	UNC Asheville*	W, 9-0
3/13	UNC Asheville*	W, 11-1
3/15	St. Andrews	W, 4-0
3/15	St. Andrews	W, 4-0
3/17	East Carolina	L, 0-1
3/17	East Carolina	W, 1-0
3/19	Winthrop	W, 1-0
3/21	vs. Delaware#	W, 9-0
3/21	vs. Ohio#	L, 2-5
3/22	vs. Towson State#	W, 6-1
3/22	vs. Central Connecticut#	L, 2-4
3/24	Charleston Southern	W, 2-1
3/24	Charleston Southern	W, 3-1
3/25	at Francis Marion	W, 11-3
3/25	at Francis Marion	W, 19-5
3/26	Wright State	L, 0-1
3/26	Wright State	W, 15-3
3/28	Bucknell (at UNCW)	W, 10-2
3/28	at UNC Wilmington	W, 18-5
3/30	at Charleston Southern	W, 5-0
3/30	at Charleston Southern	L, 0-3
3/31	South Carolina	L, 2-7
3/31	South Carolina	L, 7-10
4/2	Francis Marion	W, 3-1
4/2	Francis Marion	L, 1-4
4/3	vs. North Carolina%	L, 3-4 (8)
4/3	vs. Georgia Tech%	W, 3-2
4/3	vs. Campbell%	W, 10-9
4/4	at Furman%	L, 2-4
4/4	vs. Georgia Tech%	W, 4-0
4/4	vs. East Carolina%	L, 1-8
4/5	at UNC Asheville	W, 2-1
4/5	at UNC Asheville	L, 1-2
4/8	at South Carolina	L, 3-8
4/8	at South Carolina	L, 0-3
4/9	at Winthrop*	W, 2-1
4/9	at Winthrop*	W, 4-3
4/10	vs. George Mason@	W, 10-3
4/10	vs. UNC Charlotte@	W, 5-0
4/11	vs. East Carolina@	L, 2-4
4/11	vs. South Carolina@	L, 1-2
4/12	at North Carolina@	L, 1-2
4/14	UNC Wilmington	W, 8-0
4/14	UNC Wilmington	L, 4-7 (8)
4/16	Campbell\$	W, 5-4
4/17	Winthrop\$	W, 4-3
4/18	Winthrop\$	W, 7-2
5/16	NE Louisiana!	L, 3-10
5/17	Western Illinois!	L, 0-8
5/17	DePaul!	L, 2-7
5/17	Notre Dame!	L, 0-3

* Big South Conference
- ECU Lady Pirate Invitational (Greenville, N.C.)
% - Furman Invitational (Greenville, S.C.)
@ - UNC Invitational (Chapel Hill, N.C.)
\$ - Big South Conference Tournament (Charleston, S.C.)
! - National Invitation Championship (Macomb, Ill.)

1993
Overall: 36-14 • Big South: 7-3
Coach: Jess Dannelly

Date	Opponent	Result
3/1	Furman	W, 2-0
3/1	Furman	L, 3-7
3/9	East Carolina	W, 4-3
3/9	East Carolina	W, 10-5
3/10	Radford*	L, 0-3
3/10	Radford*	W, 5-4
3/11	Yale	W, 1-0
3/11	Yale	L, 2-3
3/15	George Mason	W, 9-1
3/15	George Mason	W, 4-3
3/18	Dayton	W, 4-1
3/18	Dayton	W, 16-3
3/20	vs. Delaware#	W, 6-1
3/20	vs. Ohio#	W, 8-4
3/21	vs. Lafayette#	W, 12-0
3/21	vs. Cleveland State#	W, 8-1
3/21	at East Carolina#	L, 1-2
3/24	College of Charleston	W, 10-0
3/24	College of Charleston	W, 11-1
3/26	vs. Ohio&	W, 12-1
3/28	UMBC*	W, 5-4
3/28	UMBC*	W, 4-1
3/30	at Charleston Southern*	W, 5-1
3/30	at Charleston Southern*	W, 5-0
4/2	vs. Charleston Southern@	W, 4-3
4/2	vs. Coll. of Charleston@	W, 18-6
4/3	at Furman@	L, 0-12
4/3	vs. Charleston Southern@	L, 2-7
4/3	vs. Coll. of Charleston@	W, 7-3
4/8	at UNC Greensboro*	L, 0-1
4/8	at UNC Greensboro*	L, 1-6
4/9	vs. Hofstra*	W, 7-6
4/9	vs. Virginia%	L, 0-6
4/10	vs. Florida State%	L, 0-8
4/11	vs. UNC Wilmington%	W, 9-1
4/11	vs. Georgia Tech%	W, 8-6
4/11	vs. Florida State%	L, 1-9
4/13	at UNC Wilmington	W, 8-2
4/13	at UNC Wilmington	W, 9-1
4/14	Campbell*	W, 4-1
4/14	Campbell*	W, 6-2
4/15	at Francis Marion	W, 9-5
4/15	at Francis Marion	L, 1-9
4/18	at College of Charleston	W, 4-1
4/18	at College of Charleston	W, 14-5
4/20	Francis Marion	W, 3-1 (8)
4/20	Francis Marion	W, 6-4
4/22	UMBC\$	W, 10-0
4/22	Campbell\$	L, 0-1 (8)
4/23	Towson State\$	L, 2-3

* Big South Conference
- ECU Lady Pirate Invitational (Greenville, N.C.)
& - Winthrop Invitational (Rock Hill, S.C.)
@ - Furman Invitational (Greenville, S.C.)
% - UNC Invitational (Chapel Hill, N.C.)
\$ - Big South Conference Tournament (Buies Creek, N.C.)

1994
Overall: 44-15 • Big South: 11-3
Coach: Jess Dannelly

Date	Opponent	Result
3/5	Mt. St. Mary's	W, 11-0
3/5	Mt. St. Mary's	W, 8-0
3/8	East Carolina	L, 1-2
3/8	East Carolina	W, 7-5
3/11	Purdue	W, 7-0
3/11	Purdue	W, 2-0
3/12	Liberty*	W, 11-0
3/12	Liberty*	W, 16-0
3/15	George Mason	W, 7-0
3/15	George Mason	W, 11-7
3/16	at Radford*	W, 9-4
3/16	at Radford*	W, 9-2
3/18	vs. Rutgers#	W, 7-5

3/18	vs. George Mason#	W, 7-2
3/19	vs. Lehigh#	W, 9-1
3/19	vs. Bucknell#	W, 7-0
3/20	vs. Bucknell#	W, 11-0
3/20	vs. Delaware#	W, 12-3
3/20	at East Carolina#	L, 1-2
3/22	UNC Greensboro*	W, 2-1
3/22	UNC Greensboro*	W, 3-1
3/24	South Carolina State	W, 27-0
3/24	South Carolina State	W, 35-1
3/25	vs. Georgia Tech%	L, 1-2
3/25	vs. Coll. of Charleston%	W, 11-1
3/26	vs. St. Francis#	W, 8-0
3/26	vs. Marshall%	L, 1-5
3/26	vs. Samford%	W, 5-4 (8)
3/30	Charleston Southern*	L, 1-3
3/30	Charleston Southern*	W, 7-1
3/31	at College of Charleston	W, 3-0
3/31	at College of Charleston	W, 15-3
4/1	at UMBC*	W, 9-1
4/1	at UMBC*	W, 6-1
4/2	at Towson State*	W, 11-2
4/2	at Towson State*	W, 10-5
4/5	at UNC Wilmington	W, 12-0
4/5	at UNC Wilmington	W, 7-6
4/6	College of Charleston	W, 9-1
4/6	College of Charleston	W, 10-2
4/8	vs. Virginia	L, 0-5
4/8	vs. George Mason	W, 10-0
4/9	at North Carolina@	L, 0-4
4/9	vs. Georgia Tech	W, 6-3
4/10	at North Carolina@	L, 1-10
4/12	at Campbell*	L, 2-3
4/12	at Campbell*	L, 6-7
4/15	vs. North Carolina&	W, 2-1
4/15	at Tenn.-Chattanooga&	W, 9-1
4/16	vs. Texas A&M&	L, 0-10
4/16	vs. Samford&	W, 3-2
4/17	vs. Nichols State&	L, 1-6
4/17	vs. Hofstra&	L, 0-5
4/19	UNC Wilmington	W, 4-3
4/19	UNC Wilmington	W, 2-0
4/21	Winthrop\$	W, 10-1
4/21	UMBC\$	L, 6-7
4/22	Charleston Southern\$	W, 2-0
4/22	UNC Greensboro\$	L, 0-10

* Big South Conference
- ECU Lady Pirate Invitational (Greenville, N.C.)
% - Winthrop Invitational (Rock Hill, S.C.)
@ - UNC Invitational (Chapel Hill, N.C.)
& - Frost Cutlery/UTC Invitational (Chattanooga, Tenn.)
\$ - Big South Conference Tournament (Rock Hill, S.C.)

1995
Overall: 31-28 • Big South: 6-10
Coach: Jess Dannelly

Date	Opponent	Result
2/19	at South Carolina	L, 1-10
2/19	at South Carolina	L, 0-8
3/5	Towson State*	L, 3-5
3/5	Towson State*	W, 2-1
3/7	East Carolina	W, 6-1
3/7	East Carolina	L, 1-4
3/11	UNC Greensboro*	L, 4-8
3/11	UNC Greensboro*	L, 0-3
3/12	Radford	W, 8-2
3/12	Colgate	W, 7-6
3/13	Colgate	W, 3-2
3/13	George Mason	W, 3-1
3/15	George Mason	W, 5-4
3/15	UNC Charlotte	W, 6-2
3/16	UMBC*	L, 0-3
3/16	UMBC*	W, 3-0
3/17	vs. North Carolina#	L, 4-6
3/18	vs. Colgate#	W, 4-1
3/18	vs. Lafayette#	W, 3-2 (9)
3/18	vs. UNC Charlotte#	W, 4-3
3/19	vs. Michigan State#	L, 0-3

YEAR-BY-YEAR RESULTS

3/22	Wright State	W, 4-1
3/22	Wagner	W, 7-1
3/23	Wright State	W, 6-1
3/23	Wright State	W, 6-0
3/24	vs. North Carolina@	W, 5-1
3/24	vs. Mercer@	W, 4-2
3/25	vs. Marshall@	W, 10-2
3/25	vs. Toledo@	L, 2-8
3/25	vs. Wright State@	L, 1-7
3/28	Kent State	L, 0-3
3/28	Kent State	W, 6-4
3/29	at Winthrop*	L, 2-3
3/29	at Winthrop*	L, 0-1
4/1	at Liberty*	W, 7-4
4/1	at Liberty*	W, 13-5
4/2	at Radford*	W, 12-0
4/2	at Radford*	W, 13-4
4/5	at College of Charleston	L, 4-7
4/5	at College of Charleston	W, 12-4
4/8	Virginia	L, 1-6
4/9	South Carolina	L, 1-8
4/9	Virginia	W, 4-1
4/9	South Carolina	L, 0-11
4/11	at Charleston Southern*	L, 8-10
4/11	at Charleston Southern*	L, 3-4
4/12	College of Charleston	W, 7-2
4/12	College of Charleston	L, 3-5
4/14	vs. East Carolina%	L, 1-4
4/14	vs. Illinois-Chicago%	L, 1-9
4/14	vs. Middle TN State%	L, 0-1
4/15	vs. Louisiana Tech%	L, 1-9
4/15	vs. Georgia Southern%	W, 5-0
4/18	at UNC Wilmington	W, 13-5
4/18	at UNC Wilmington	W, 7-4
4/21	Winthrop\$	L, 2-3
4/21	Liberty\$	L, 2-10
4/25	UNC Wilmington	L, 3-10
4/25	UNC Wilmington	W, 3-0

* Big South Conference
- ECU Lady Pirate Invitational (Greenville, N.C.)
@ - Winthrop Invitational (Rock Hill, S.C.)
% - Frost Cutlery/UTC Invitational (Chattanooga, Tenn.)
\$ - Big South Conference Tournament (Rock Hill, S.C.)

1996
Overall: 34-23 • Big South: 12-6
Coach: Jess Dannelly

Date	Opponent	Result
2/29	Mount St. Mary's	W, 8-0
2/29	Mount St. Mary's	W, 11-2
3/3	North Carolina	L, 1-4
3/3	Virginia Tech	W, 8-6
3/9	UNC Wilmington*	W, 1-0
3/9	UNC Wilmington*	W, 2-1
3/10	George Mason	W, 8-6
3/10	Canisius	W, 4-3 (8)
3/11	Radford*	W, 6-2
3/11	Radford*	W, 3-1
3/13	Liberty*	L, 1-4
3/13	Liberty*	W, 2-0
3/14	at East Carolina*	L, 0-7
3/14	at East Carolina*	L, 1-2
3/15	vs. Monmouth#	L, 5-9
3/16	vs. Canisius#	L, 2-5
3/16	vs. North Carolina#	W, 7-5
3/16	vs. Kent State#	W, 2-1 (8)
3/17	vs. St. Peter's#	L, 1-2
3/19	Wright State	W, 2-0
3/19	Wright State	W, 5-4 (9)
3/20	Georgia Southern	W, 2-1 (8)
3/20	Georgia Southern	W, 4-1
3/21	Kennesaw State	L, 2-7
3/21	Kennesaw State	L, 5-9
3/22	vs. UT-Chattanooga@	L, 4-5
3/22	vs. UNC Charlotte@	W, 8-1
3/23	vs. Kent State@	L, 0-5
3/23	vs. Maryland@	L, 0-3

3/26	Charleston Southern*	W, 10-0
3/26	Charleston Southern*	W, 2-0
3/30	at UNC Greensboro*	W, 5-2
3/30	at UNC Greensboro*	L, 3-10
3/31	at Winthrop*	W, 4-2 (8)
3/31	at Winthrop*	W, 7-3
4/2	Limestone	W, 8-3
4/2	Limestone	L, 3-5
4/3	Campbell	W, 2-1
4/3	Campbell	W, 7-3
4/5	at George Mason*	W, 3-0
4/5	at George Mason*	W, 13-3
4/6	at UMBC	L, 0-5
4/6	at UMBC	L, 3-5
4/9	at South Carolina	L, 0-10
4/9	at South Carolina	L, 2-7
4/10	at College of Charleston	W, 11-3
4/10	at College of Charleston	L, 4-5
4/17	College of Charleston	W, 3-2
4/17	College of Charleston	W, 1-0
4/19	Radford\$	W, 4-0
4/19	East Carolina\$	W, 5-0
4/21	UNC Greensboro\$	L, 1-5
4/21	East Carolina\$	L, 0-5
4/26	Middle Tennessee State&	W, 5-4
4/27	at Tennessee&	L, 0-23
4/27	Saint Louis&	W, 4-3
4/28	Middle Tennessee State &	L, 0-1

* Big South Conference
- ECU Lady Pirate Invitational (Greenville, N.C.)
@ - Winthrop Invitational (Rock Hill, S.C.)
\$ - Big South Conference Tournament (Greensboro, N.C.)
& - Lady Vol Invitational (Knoxville, Tenn.)

1997
Overall: 29-30 • Big South: 10-6
Coach: Jess Dannelly

Date	Opponent	Result
2/28	Robert Morris#	L, 0-6
3/1	at South Florida#	L, 5-6
3/1	Mississippi#	L, 1-2
3/1	Michigan State#	W, 6-5
3/2	Robert Morris#	L, 3-4 (10)
3/5	Coker College	L, 1-2
3/5	Coker College	L, 0-10
3/8	Auburn!	L, 3-6
3/8	Radford!	W, 3-2 (8)
3/9	UNC Charlotte!	W, 9-0
3/9	Auburn!	W, 6-5
3/11	at Campbell	L, 3-9
3/11	at Campbell	L, 5-6 (8)
3/16	Bucknell	W, 8-3
3/16	Illinois-Chicago	L, 1-4
3/17	Eastern Illinois%	L, 2-3 (8)
3/17	Bucknell%	W, 9-1
3/18	Illinois-Chicago%	L, 0-7
3/18	Bucknell%	W, 2-1
3/20	USC Spartanburg	W, 7-1
3/20	USC Spartanburg	W, 3-1
3/21	vs. Maine&	W, 5-0
3/21	vs. Akron&	L, 0-7
3/22	vs. Virginia Tech&	W, 5-2
3/22	vs. Akron&	W, 4-1
3/22	vs. Penn State&	L, 5-7
3/25	at College of Charleston	W, 6-3
3/25	at College of Charleston	W, 11-1
3/29	Francis Marion	W, 8-7
3/29	Francis Marion	W, 8-0
3/31	at UNC Wilmington*	W, 6-1
3/31	at UNC Wilmington*	L, 7-8
4/4	UNC Greensboro*	W, 2-0
4/4	UNC Greensboro*	L, 1-3 (8)
4/6	College of Charleston	W, 9-1
4/6	College of Charleston	W, 3-0
4/7	East Carolina*	L, 5-11
4/7	East Carolina*	W, 2-1
4/9	South Carolina	L, 3-4
4/9	South Carolina	L, 0-6

4/10	Limestone	L, 0-7
4/10	Limestone	L, 6-8
4/11	at North Carolina@	L, 0-8
4/11	vs. Florida State@	L, 2-12
4/13	vs. Florida State@	L, 1-2
4/16	at Charleston Southern*	W, 8-0
4/16	at Charleston Southern*	W, 8-4
4/19	Liberty*	L, 1-10
4/19	Liberty*	L, 0-2
4/20	Radford*	L, 3-4
4/20	Radford*	W, 6-4
4/26	Winthrop*	W, 9-1
4/26	Winthrop*	W, 3-0
4/27	UMBC*	W (forf.), 7-0
4/27	UMBC*	W (forf.), 7-0
5/2	UMBC\$	W, 3-1
5/2	East Carolina\$	L, 8-9 (8)
5/3	UNC Wilmington\$	W, 13-5
5/3	Liberty\$	L, 4-5

* Big South Conference
- South Florida Invitational (Tampa, Fla.)
! - Lady Chanticleer Classic (Conway, S.C.)
% - Coastal Round Robin (Conway, S.C.)
& - Winthrop Invitational (Rock Hill, S.C.)
@ - Tar Heel Invitational (Chapel Hill, N.C.)
\$ - Big South Conference Tournament (Rock Hill, S.C.)

1998
NCAA Tournament
Big South Conference Champions
Overall: 34-25 • Big South: 11-5
Coach: Jess Dannelly

Date	Opponent	Result
2/24	Francis Marion	L, 4-6
2/24	Francis Marion	L, 6-8 (8)
2/27	vs. Connecticut#	L, 1-7
2/27	at #3 South Florida#	L, 0-3
2/28	vs. Ohio State#	L, 3-11
2/28	vs. Georgia Southern#	L, 2-7
3/1	vs. Connecticut#	L, 3-5
3/5	St. Bonaventure	W, 8-3
3/5	St. Bonaventure	W, 10-3
3/13	Evansville	W, 4-3
3/13	Virginia Tech	L, 0-1
3/14	Evansville	W, 1-0 (8)
3/14	Virginia Tech	L, 1-5
3/16	Bucknell!	L, 5-6 (8)
3/16	Eastern Illinois!	L, 4-5
3/17	Princeton!	W, 6-0
3/17	Illinois-Chicago!	L, 1-9
3/21	vs. NE Louisiana%	L, 2-3 (8)
3/21	vs. Providence%	L, 1-2
3/22	vs. Samford%	W, 7-4
3/22	vs. Virginia Tech%	L, 5-6
3/25	Elon	W, 3-0
3/25	Elon	L, 3-6
3/28	Belmont	W, 2-1
3/28	Furman	W, 4-1
3/29	Furman	W, 4-3
3/29	UNC Wilmington	W, 4-1
3/31	Campbell	W, 3-2
3/31	Campbell	W, 6-3
4/2	UNC Wilmington*	W, 5-3
4/2	UNC Wilmington*	W, 2-0
4/5	at College of Charleston	W, 3-0
4/5	at College of Charleston	W, 2-1 (8)
4/7	Charleston Southern*	W, 4-2
4/7	Charleston Southern*	W, 11-3
4/10	Radford*	L, 4-7
4/10	Radford*	W, 9-8
4/12	at East Carolina*	L, 0-8
4/12	at East Carolina*	L, 1-2
4/15	at South Carolina	L, 2-3
4/15	at South Carolina	L, 0-8
4/18	Liberty*	L, 1-2 (8)
4/18	Liberty*	W, 3-2 (8)
4/21	College of Charleston	W, 6-1
4/21	College of Charleston	W, 6-2
4/25	at UMBC*	W, 6-5 (8)

4/25	at UMBC*	L, 0-8
4/26	at George Mason*	W, 8-3
4/26	at George Mason*	W, 3-2
4/28	at Winthrop*	W, 3-0
4/28	at Winthrop*	W, 3-1
5/1	UNC Wilmington\$	W, 2-1
5/1	Radford\$	W, 4-0
5/2	East Carolina\$	W, 8-5 (8)
5/3	Liberty\$	W, 2-1
5/8	Florida A&M@	W, 2-1 (8)
5/8	Florida A&M@	W, 5-3 (9)
5/15	at #5 Nebraska&	L, 0-7
5/15	vs. Oregon&	L, 3-11

* Big South Conference
- USF Louisville Classic (Tampa, Fla.)
! - Coastal Classic (Conway, S.C.)
% - Winthrop/Ringor Invitational (Rock Hill, S.C.)
\$ - Big South Conference Tournament (Rock Hill, S.C.)
@ - NCAA Play-in Series (Conway, S.C.)
& - NCAA Regional (Lincoln, Neb.)

1999
Overall: 29-25 • Big South: 8-6
Coach: Jess Dannelly

Date	Opponent	Result
2/26	at Georgia Southern#	L, 3-5
2/26	vs. Auburn#	L, 1-10
2/27	vs. Stetson#	W, 1-0 (8)
2/27	vs. Middle Tenn. State#	L, 2-5
2/28	vs. Stetson#	W, 3-2
2/28	at Georgia Southern#	W, 8-4
2/28	vs. Auburn#	L, 3-15
3/4	St. Bonaventure	W, 5-2
3/4	St. Bonaventure	W, 7-4
3/10	Bucknell	W, 7-6
3/10	Loyola Chicago!	W, 4-0
3/11	Evansville!	L, 0-2
3/11	Evansville!	L, 0-4
3/12	Loyola Chicago!	L, 3-4
3/12	Austin Peay!	W, 4-1
3/13	Loyola Chicago!	W, 4-2
3/13	Evansville!	L, 0-9
3/15	#16 Illinois-Chicago%	L, 1-4
3/16	Kentucky%	L, 8-9 (8)
3/16	Middle Tenn. State%	W, 3-2
3/17	Kentucky%	L, 0-7
3/17	Middle Tenn. State%	L, 2-3
3/19	vs. Providence@	W, 9-1
3/19	vs. Marshall@	L, 0-4
3/20	vs. St. Bonaventure@	W, 11-2
3/20	vs. Florida International@	L, 2-5
3/23	College of Charleston	L, 5-8
4/2	East Carolina*	L, 0-13
4/2	East Carolina*	W, 6-4 (8)
4/6	at College of Charleston	W, 9-0
4/6	at College of Charleston	W, 6-1
4/10	at UNC Wilmington*	W, 1-0
4/10	at UNC Wilmington*	L, 2-5
4/11	George Mason*	W, 7-1
4/11	George Mason*	W, 5-2
4/14	at Charleston Southern*	W, 10-2
4/14	at Charleston Southern*	W, 16-4
4/17	Winthrop*	W, 6-1
4/17	Winthrop*	W, 3-2
4/18	Elon	W, 6-0
4/18	Elon	W, 4-3 (8)
4/21	#16 South Carolina	L, 1-5
4/21	#16 South Carolina	L, 4-7
4/24	at Liberty*	L, 3-4 (8)
4/24	at Liberty*	L, 0-1
4/25	at Radford*	L, 3-4
4/25	at Radford*	L, 3-4
5/1	Campbell	W, 5-2
5/1	Campbell	W, 5-4 (9)
5/7	UNC Wilmington\$	W, 2-0
5/7	East Carolina\$	W, 3-2
5/8	Radford\$	W, 4-3
5/9	East Carolina\$	L, 0-2
5/9	East Carolina\$	L, 1-2

YEAR-BY-YEAR RESULTS

* Big South Conference
 # - Ga. Southern/Reebok Invitational (Statesboro, Ga.)
 ! - Lady Chanticleer Invitational (Conway, S.C.)
 % - Coastal Carolina Classic (Conway, S.C.)
 @ - Winthrop/Ringor Invitational (Rock Hill, S.C.)
 \$ - Big South Conference Tournament (Rock Hill, S.C.)

**2000
 NCAA Tournament
 Big South Conference Champions
 Overall: 37-28 • Big South: 8-2
 Coach: Jess Dannelly**

Date	Opponent	Result
2/11	vs. South Florida#	L, 2-3
2/11	at Florida#	L, 0-8
2/12	vs. Stetson#	L, 1-6
2/12	at Florida#	L, 0-8
2/13	vs. South Florida#	L, 3-5
2/13	vs. Stetson#	L, 1-2
2/25	at Georgia Southern%	L, 2-3
2/25	vs. Middle Tenn. State%	L, 0-1
2/26	vs. Tennessee%	L, 0-3
2/26	vs. Elon%	W, 9-0
2/27	vs. Elon%	W, 6-1
2/29	St. Francis	W, 3-2
2/29	St. Francis	W, 5-4
3/5	North Carolina	L, 0-1
3/5	College of Charleston	W, 3-0
3/9	St. John's	L, 1-3
3/9	St. John's	W, 6-3
3/11	Illinois	W, 3-2
3/11	Illinois	L, 2-3
3/13	Belmont!	W, 5-2
3/13	St. Peters!	W, 4-1
3/14	Dayton!	L, 3-6
3/14	East Carolina!	L, 3-7
3/15	Belmont!	W, 5-0
3/15	East Carolina!	L, 1-4
3/17	vs. Mercer@	W, 9-1
3/17	vs. Pittsburgh@	L, 0-4
3/18	vs. Morgan State@	W, 7-1
3/18	vs. Illinois@	W, 14-2
3/18	vs. Pittsburgh@	L, 1-3
3/22	at UNC Wilmington	L, 4-5 (10)
3/22	at UNC Wilmington	W, 14-5
3/24	vs. Mercer^	L, 5-10
3/24	vs. SW Missouri State^	L, 1-3
3/25	vs. Maryland^	L, 3-8
3/25	vs. Harvard^	W, 4-1
3/29	Campbell	W, 8-2
3/29	Campbell	W, 7-1
4/5	UNC Wilmington	W, 2-1
4/5	UNC Wilmington	W, 7-4 (8)
4/6	Francis Marion	W, 1-0
4/6	Francis Marion	W, 13-2
4/11	Charleston Southern*	W, 9-0
4/11	Charleston Southern*	W, 16-0
4/17	Liberty*	W, 8-0
4/17	Liberty*	L, 0-2
4/18	at #19 South Carolina	W, 7-5
4/18	at #19 South Carolina	L, 2-5
4/25	at College of Charleston	W, 11-2
4/25	at College of Charleston	L, 0-4
4/30	at Elon*	W, 4-1
4/30	at Elon*	W, 5-0
5/7	Radford*	L, 6-7
5/7	Radford*	W, 8-0
5/9	at Winthrop*	W, 2-0
5/9	at Winthrop*	W, 7-3
5/12	Winthrop\$	W, 14-1
5/13	Liberty\$	L, 3-4
5/13	Winthrop\$	W, 12-4
5/14	Liberty\$	W, 2-0 (8)
5/14	Liberty\$	W, 4-2 (8)
5/18	at #5 Arizona State&	L, 1-9
5/19	vs. #21 Florida Atlantic&	W, 4-2
5/20	vs. Penn State&	W, 3-1

5/20 at #5 Arizona State& L, 1-2
 * Big South Conference
 # - Univ. of Florida Tourn. (Gainesville, Fla.)
 % - Georgia Southern Tourn. (Statesboro, Ga.)
 ! - Coastal Classic (Conway, S.C.)
 @ - Winthrop Invitational (Rock Hill, S.C.)
 ^ - Georgia Tech Buzz Classic (Atlanta, Ga.)
 \$ - Big South Conference Tournament (Conway, S.C.)
 & - NCAA Regional (Tempe, Ariz.)

**2001
 NCAA Tournament
 Big South Conference Champions
 Overall: 27-23 • Big South: 8-2 (First)
 Coach: Jess Dannelly**

Date	Opponent	Result
2/23	vs. Middle Tenn. St.#	L, 0-2
2/23	at Georgia Southern#	W, 4-0
2/24	vs. Jacksonville State#	L, 3-4
2/24	vs. Samford#	W, 5-0
2/25	vs. Jacksonville State#	L, 2-3 (8)
3/7	UNC Greensboro	W, 4-1
3/7	UNC Greensboro	W, 3-2 (8)
3/8	Pittsburgh	W, 5-0
3/8	Pittsburgh	L, 0-12
3/12	Bowling Green!	L, 2-6
3/12	Virginia!	L, 1-12
3/13	East Carolina!	L, 1-7
3/13	Illinois!	W, 1-0
3/14	Illinois!	L, 1-4
3/23	vs. Tennessee Martin@	L, 5-6
3/23	vs. Stetson@	L, 1-5
3/24	at Georgia Tech@	W, 7-3
3/24	vs. Illinois-Chicago@	W, 4-3
3/24	vs. North Carolina@	L, 0-9
3/28	#7 Louisiana State	L, 2-12
3/28	#7 Louisiana State	L, 0-4
4/4	at UNC Wilmington	W, 2-1
4/4	at UNC Wilmington	W, 7-5
4/5	College of Charleston	L, 0-6
4/5	College of Charleston	W, 5-0
4/7	at Charleston Southern*	L, 0-4
4/7	at Charleston Southern*	W, 3-1
4/8	Winthrop*	W, 9-8
4/8	Winthrop*	W, 10-2
4/10	UNC Wilmington	L, 4-5
4/10	UNC Wilmington	W, 13-6
4/12	at Campbell	W, 13-2
4/12	at Campbell	W, 2-0
4/18	Francis Marion	W, 6-5
4/18	Francis Marion	W, 10-4
4/20	at Liberty*	W, 4-3
4/20	at Liberty*	W, 7-5
4/21	at Radford*	L, 5-6
4/21	at Radford*	W, 8-0
4/24	at College of Charleston	L, 0-4
4/24	at College of Charleston	L, 1-4
4/25	South Carolina	L, 0-8
4/25	South Carolina	L, 1-6
4/29	Elon*	W, 2-1
4/29	Elon*	W, 11-0
5/5	vs. Liberty\$	W, 4-0
5/5	vs. Charleston Southern\$	W, 8-4
5/6	Winthrop\$	W, 9-2
5/17	at #2 UCLA&	L, 0-8
5/17	vs. #17 Fresno State&	L, 4-6

* Big South Conference
 # - Georgia Southern/Reebok Invitational (Statesboro, Ga.)
 ! - Coastal Classic (Conway, S.C.)
 @ - Ga. Tech Buzz Classic (Marietta, Ga.)
 \$ - Big South Tournament (Salem, Va.)
 & - NCAA Regional (Los Angeles, Calif.)

**2002
 Overall: 28-20 • Big South: 8-2 (First)
 Coach: Jess Dannelly**

Date	Opponent	Result
2/24	vs. Maryland!	L, 0-2 (9)

2/24 vs. Indiana! W, 6-2
 3/1 vs. Jacksonville State# L, 2-3
 3/1 at Georgia Southern# L, 0-2
 3/6 College of Charleston L, 2-3
 3/6 College of Charleston W, 9-8 (8)
 3/9 Furman W, 5-4
 3/9 Furman L, 3-8
 3/10 Furman W, 2-1
 3/11 Arkansas L, 1-7
 3/11 Arkansas L, 1-2
 3/12 Appalachian State W, 3-2
 3/12 Appalachian State W, 8-0
 3/13 Appalachian State W, 5-4 (8)
 3/13 Appalachian State W, 5-3
 3/15 vs. St. Johns@ L, 2-3
 3/15 vs. Morehead State@ W, 9-2
 3/16 vs. Morgan State@ W, 17-4
 3/16 vs. Mercer@ W, 3-2
 3/19 Illinois L, 0-5
 3/19 Illinois L, 1-6
 3/21 at Birmingham-Southern W, 5-1
 3/21 at Birmingham-Southern W, 5-1
 3/22 vs. Appalachian State& W, 14-3
 3/22 vs. Middle Tenn. State& L, 0-11
 3/23 vs. Nichols State& L, 1-4 (8)
 3/23 vs. Belmont& L, 4-9
 4/3 at UNC Wilmington L, 1-3
 4/3 at UNC Wilmington W, 4-3
 4/7 Radford* L, 0-3
 4/7 Radford* W, 4-3 (8)
 4/11 Francis Marion W, 2-1 (8)
 4/11 Francis Marion W, 7-4
 4/14 at Winthrop* W, 6-1
 4/14 at Winthrop* L, 0-1
 4/16 UNC Wilmington W, 4-0
 4/16 UNC Wilmington W, 5-4
 4/18 Charleston Southern* W, 7-0
 4/18 Charleston Southern* W, 4-3
 4/22 Liberty* W, 7-0
 4/22 Liberty* W, 8-0
 4/28 Elon* W, 4-3 (8)
 4/28 Elon* W, 13-6
 5/1 at South Carolina L, 0-5
 5/1 at South Carolina L, 1-4
 5/10 vs. Liberty\$ L, 3-7
 5/11 vs. Charleston Southern\$ W, 2-0
 5/11 at Winthrop\$ L, 0-2
 * - Big South Conference game
 ! - South Florida Invitational (Tampa, Fla.)
 # - GSU Invitational (Statesboro, Ga.)
 @ - Winthrop Invitational (Rock Hill, S.C.)
 & - Ga. Tech Buzz Classic (Marietta, Ga.)
 \$ - Big South Conference Tournament (Rock Hill, S.C.)

**2003
 Overall: 36-17 • Big South: 8-2 (First)
 Coach: Jess Dannelly**

Date	Opponent	Result
2/21	vs. Gardner-Webb#	W, 2-1 (8)
2/21	vs. Hampton#	W, 10-2
2/22	at UNC Wilmington#	L, 4-8
2/22	vs. Coppin State#	W, 15-1
2/23	vs. UMBC#	W, 4-0
2/23	vs. Gardner-Webb#	W, 4-0
2/23	at UNC Wilmington#	W, 3-2
3/1	Charlotte	W, 3-0
3/3	Virginia	W, 2-0
3/3	Virginia	W, 8-0
3/4	East Carolina	W, 5-1
3/4	St. Francis (PA)	W, 4-3
3/6	vs. Western Michigan@	L, 1-7
3/6	vs. Stanford@	L, 1-7
3/7	vs. Illinois@	L, 1-11
3/7	vs. #21 South Florida@	W, 2-1
3/8	vs. Long Island@	L, 1-3
3/11	Mississippi State	L, 3-4
3/11	Monmouth	W, 2-1
3/12	Mississippi State	L, 2-10
3/12	Mississippi State	W, 7-6

3/14 vs. St. Bonaventure& W, 3-2
 3/14 vs. Virginia Tech& W, 5-1
 3/15 vs. North Carolina& L, 0-7
 3/15 vs. Texas Tech& W, 6-1
 3/19 Georgia Southern W, 2-1
 3/19 Georgia Southern L, 0-1
 3/21 TAMU-Corpus Christi* L, 1-3
 3/21 TAMU-Corpus Christi* W, 1-0
 3/26 Birmingham-Southern W, 2-1
 3/26 Birmingham-Southern L, 0-3
 3/28 Brown L, 4-7
 3/28 Brown W, 3-2
 4/1 at UNC Wilmington W, 8-0
 4/1 at UNC Wilmington W, 3-0
 4/3 at Charleston Southern* W, 5-0
 4/3 at Charleston Southern* L, 2-3
 4/12 at Liberty* W, 2-1 (8)
 4/12 at Liberty* W, 7-4 (8)
 4/13 at Radford* W, 1-0 (8)
 4/13 at Radford* W, 9-1
 4/16 UNC Wilmington W, 4-0
 4/16 UNC Wilmington W, 8-1
 4/23 at College of Charleston L, 4-9
 4/23 at College of Charleston W, 2-1
 4/27 Winthrop* W, 8-0
 4/27 Winthrop* W, 8-0
 4/30 South Carolina W, 7-6
 4/30 South Carolina L, 0-8
 5/8 vs. Winthrop\$ W, 6-0
 5/9 vs. TAMU-Corpus Christi\$ W, 2-1
 5/10 vs. TAMU-Corpus Christi\$ L, 1-3
 5/10 vs. TAMU-Corpus Christi\$ L, 0-3
 * - Big South Conference game
 # - UNCW Seahawk Classic (Wilmington, N.C.)
 @ - Speedline Tournament (Plant City, Fla.)
 & - Hokie Fastpitch Classic (Salem, Va.)
 \$ - Big South Conference Tournament (Rock Hill, S.C.)

**2004
 Overall: 27-29 • Big South: 6-6
 Coach: Jess Dannelly**

Date	Opponent	Result
2/13	vs Miami (OH)#	W, 4-0
2/13	vs George Mason#	L, 1-7
2/14	vs Temple#	W, 1-0 (8)
2/20	vs #24 Oregon State&	W, 2-1
2/20	vs Utah&	L, 2-5
2/21	vs Pacific&	L, 1-10
2/21	vs Stanford&	L, 1-3
3/2	Boston College	L, 0-1
3/2	Boston College	W, 3-1
3/4	vs Northwestern@	L, 2-4 (9)
3/4	vs Jacksonville@	L, 0-3
3/5	vs Rutgers@	L, 2-4
3/5	vs Temple@	L, 1-2
3/6	vs #14 Oregon@	W, 2-1
3/7	vs Long Island @	L, 5-6
3/10	UNC Greensboro	W, 5-3 (8)
3/10	UNC Greensboro	L, 2-3
3/16	vs TAMU-Corpus Christi*	L, 0-1 (8)
3/16	vs TAMU-Corpus Christi*	W, 2-1
3/18	at Birmingham-Southern*	L, 2-3 (8)
3/18	at Birmingham-Southern*	W, 6-3
3/19	vs UNC Wilmington%	W, 13-3
3/19	vs UNC Greensboro%	W, 6-4
3/20	vs UConn%	L, 3-12
3/20	vs Miami (OH)%	W, 2-1
3/20	vs North Carolina State%	L, 0-3
3/23	Furman	W, 2-1
3/23	Furman	W, 8-4
3/27	North Carolina	L, 0-3
3/27	North Carolina	L, 0-11
3/28	Longwood	L, 1-5
3/28	Longwood	W, 3-2
3/31	UNC Wilmington	W, 3-0
3/31	UNC Wilmington	L, 4-5 (8)
4/2	at Charlotte	W, 5-4
4/2	at Charlotte	L, 2-3

YEAR-BY-YEAR RESULTS

4/5	Liberty*	L, 3-5
4/5	Liberty*	L, 2-8
4/16	at Winthrop*	W, 4-3 (8)
4/16	at Winthrop*	W, 5-3
4/18	Radford*	L, 2-5 (9)
4/18	Radford*	W, 6-4
4/21	North Carolina State	W, 4-3
4/21	North Carolina State	L, 1-4
4/22	College of Charleston	W, 4-3 (8)
4/22	College of Charleston	W, 10-9
4/28	at #28 South Carolina	L, 2-10
4/28	at #28 South Carolina	L, 1-2
5/7	Campbell	W, 10-1
5/7	Campbell	W, 5-2
5/9	Charleston Southern*	L, 1-3
5/9	Charleston Southern*	W, 4-0
5/13	vs Liberty\$	W, 5-4
5/13	vs Winthrop\$	W, 3-1
5/14	vs TAMU-Corpus Christi\$	L, 0-7
5/15	vs Winthrop\$	L, 1-3

* - Big South Conference

- Triangle Classic (Raleigh, N.C.)

& - Palm Springs Classic (Palm Springs, Calif.)

@ - Speedline Invitational (Plant City, Fla.)

% - Georgia Tech Buzz Classic (Marietta, Ga.)

\$ - Big South Tournament (Birmingham, Ala.)

2005
Overall: 24-25 • Big South: 6-6
Coach: Jess Dannelly

Date	Opponent	Result
2/5	at South Carolina#	L, 2-8
2/5	vs. UNC Greensboro#	W, 3-2 (8)
2/6	vs. Stephen F. Austin#	W, 1-0
2/6	at South Carolina#	W, 3-2
2/11	at #19 Florida^	L, 2-7
2/11	vs. #25 South Florida^	L, 3-7
2/12	vs. Notre Dame^	L, 0-2
2/12	at #19 Florida^	L, 2-5
2/13	vs. #25 South Florida^	L, 1-9
2/19	Appalachian State%	W, 2-1
2/19	St. John's%	W, 1-0
2/20	St. John's%	W, 5-3
2/20	Appalachian State%	L, 0-2
2/27	Elon	W, 8-2
3/10	vs. Illinois@	L, 0-7
3/10	vs. Southern Mississippi@	W, 8-6
3/11	vs. Pittsburgh@	L, 0-1
3/12	vs. Central Michigan@	W, 3-1
3/12	vs. Northern Illinois@	L, 2-7
3/13	vs. Western Michigan@	W, 6-0
3/15	Gardner-Webb	L, 1-2
3/15	Gardner-Webb	W, 11-3
3/20	vs. TAMU-Corpus Christi*	L, 0-12
3/20	vs. TAMU-Corpus Christi*	W, 3-2 (9)
3/25	vs. California&	L, 1-8
3/25	at North Carolina&	L, 0-3
3/26	vs. Harvard&	W, 7-1
3/26	vs. Penn State&	W, 2-0
3/27	Harvard&	W, 6-0
3/31	UNC Wilmington	W, 1-0 (8)
4/3	Birmingham-Southern*	L, 3-4
4/3	Birmingham-Southern*	L, 4-5 (10)
4/6	at College of Charleston	L, 2-5
4/6	at College of Charleston	L, 1-2
4/16	at Charleston Southern*	W, 7-0
4/16	at Charleston Southern*	W, 6-0
4/20	at North Carolina State	L, 2-4
4/20	at North Carolina State	L, 1-9
4/23	at Liberty*	W, 2-0
4/23	at Liberty*	W, 7-6 (8)
4/24	at Radford*	L, 2-4
4/24	at Radford*	W, 4-3
5/8	Winthrop*	W, 3-8
5/8	Winthrop*	L, 3-5
5/12	vs. Birmingham-Southern\$	L, 1-3
5/13	vs. Radford\$	W, 6-3
5/13	vs. Liberty\$	W, 1-0
5/14	at Winthrop\$	L, 1-0

* - Big South Conference

- Gamecock Invitational (Columbia, S.C.)
^ - Florida Tournament (Gainesville, Fla.)
% - Triple Play Weekend (Conway, S.C.)
\$ - Big South Tournament (Rock Hill, S.C.)

2006
NCAA Tournament
Big South Conference Champions
Overall: 38-22 • Big South: 10-2 (First)
Coach: Jess Dannelly

Date	Opponent	Result
2/10	#3 Tennessee	L, 4-10
2/10	Illinois State	L, 4-6
2/11	#3 Tennessee	L, 0-8
2/17	Minnesota#	W, 7-1
2/17	at North Carolina#	L, 1-5
2/24	Minnesota	L, 2-3
2/24	Virginia Tech	L, 1-5
2/25	Pittsburgh	L, 5-8
3/3	Drake\$	L, 0-2
3/3	Ohio State\$	L, 0-3
3/4	at #5 Alabama\$	L, 2-4
3/4	at #5 Alabama\$	L, 2-5
3/5	Ohio State	W, 6-0
3/7	USC Upstate	W, 4-1
3/7	USC Upstate	W, 4-3
3/9	vs. Illinois%	W, 7-2
3/9	vs. Central Michigan%	W, 11-6
3/10	vs. Fordham%	W, 4-0 (8)
3/10	vs. Virginia Tech%	W, 4-3
3/11	vs. Chattanooga%	W, 4-0
3/11	vs. Tennessee Tech%	L, 3-4 (9)
3/15	at UNC Wilmington	W, 8-0
3/15	at UNC Wilmington	W, 2-1 (8)
3/17	at TAMU-Corpus Christi*	W, 9-0
3/17	at TAMU-Corpus Christi*	W, 7-0
3/21	Gardner-Webb	W, 14-3
3/21	Gardner-Webb	W, 15-4
3/22	North Florida	W, 2-0
3/22	North Florida	W, 15-4
3/24	#6 California^	L, 1-2
3/24	at East Carolina^	L, 0-4
3/25	Kent State^	L, 0-10
3/25	Penn State^	L, 2-4 (8)
3/26	Buffalo^	W, 8-0
3/28	at Campbell	W, 6-4
3/28	at Campbell	W, 8-1
4/2	at Birmingham-Southern*	L, 1-8
4/2	at Birmingham-Southern*	W, 8-0
4/4	College of Charleston	W, 3-3
4/4	College of Charleston	W, 9-1
4/6	North Carolina State	W, 1-0
4/6	North Carolina State	L, 4-1
4/11	at Elon	W, 5-4
4/11	at Elon	W, 6-3
4/13	South Carolina	W, 2-1
4/13	South Carolina	W, 6-5 (8)
4/15	Charleston Southern*	W, 5-0
4/15	Charleston Southern*	W, 2-1
4/22	Liberty*	L, 1-2
4/23	Radford*	W, 4-2
4/23	Radford*	W, 1-0 (8)
5/6	Liberty*	W, 5-0
5/8	at Winthrop*	W, 6-0
5/8	at Winthrop*	W, 4-1
5/11	vs. Birmingham-Southern&	W, 4-0
5/12	at Radford&	W, 1-0
5/13	at Radford&	W, 5-3 (8)
5/19	vs. Florida State@	L, 2-7
5/20	vs. Georgia Southern@	L, 1-2 (8)

* - Big South Conference

- Triangle Classic (Chapel Hill, N.C.)

\$ - Crimson Classic (Tuscaloosa, Ala.)

% - USF-Adidas Spring Break Invitational (Clearwater, Fla.)

^ - ECU Classic (Greenville, N.C.)

& - Big South Tournament (Radford, Va.)

@ - NCAA Athens Regional (Athens, Ga.)

2007
Overall: 22-34 • Big South: 7-8
Coach: Jess Dannelly

Date	Opponent	Result
2/9	vs. #2 Tennessee!	L, 0-8
2/9	vs. Gardner-Webb!	L, 1-5
2/10	vs. Ohio!	L, 7-8 (8)
2/11	vs. #22 N.C. State!	L, 1-5
2/17	Lipscomb	L, 0-4
2/17	Elon	L, 3-4
2/18	Lipscomb	L, 3-5 (8)
2/18	Elon	W, 8-0
2/23	vs. Illinois State@	L, 4-5
2/23	vs. Virginia Tech@	W, 5-1
2/24	vs. #18 Georgia@	L, 1-5
2/24	vs. Lehigh@	W, 3-2
2/25	vs. #24 UMass	L, 1-6
3/2	vs. Stephen F. Austin\$	W, 10-0
3/2	vs. Alcorn State\$	L, 2-5
3/3	at Ole Miss\$	L, 1-4
3/3	vs. Southern Miss\$	W, 7-5
3/4	vs. Kennesaw State\$	L, 1-7
3/7	at South Carolina	L, 1-2
3/7	at South Carolina	L, 0-1
3/9	James Madison	L, 1-6 (8)
3/10	James Madison	L, 4-5 (8)
3/11	James Madison	W, 11-10 (8)
3/12	at East Carolina	W, 4-3
3/13	at East Carolina	L, 1-7
3/13	at East Carolina	W, 7-6
3/17	Appalachian State	L, 7-8 (10)
3/17	Kennesaw State	L, 0-3
3/18	Kennesaw State	L, 3-5
3/18	Appalachian State	L, 3-9
3/24	at Charleston Southern*	W, 5-1
3/24	at Charleston Southern*	W, 3-0
3/28	at Charleston Southern*	W, 5-0
3/31	Campbell	W, 9-1
3/31	Campbell	W, 4-3
4/4	UNC Wilmington	W, 3-1
4/6	at Radford*	L, 0-7
4/6	at Radford*	W, 7-5
4/7	at Radford*	L, 1-8
4/12	#21 North Carolina	L, 2-4 (8)
4/12	#21 North Carolina	L, 0-8
4/14	Winthrop*	L, 0-5
4/14	Winthrop*	L, 0-10
4/15	Winthrop*	L, 0-2
4/21	Birmingham-Southern*	L, 1-2
4/21	Birmingham-Southern*	W, 9-6
4/22	Birmingham-Southern*	W, 9-0
4/25	at College of Charleston	W, 9-5
4/25	at College of Charleston	W, 5-2
4/27	at Liberty*	L, 0-4
4/27	at Liberty*	W, 3-2 (8)
4/28	at Liberty*	L, 3-4
5/10	Birmingham-Southern#	W, 7-3
5/10	Liberty#	W, 7-4
5/11	Winthrop#	L, 5-6 (8)
5/12	Radford#	L, 3-4

* - Big South Conference

! - Coastal Carolina Classic (Conway, S.C.)

@ - NFCA Leadoff Classic (Columbus, Ga.)

\$ - Red and Blue Classic (Oxford, Miss.)

- Big South Tournament (Conway, S.C.)

2008
Overall: 20-40 • Big South: 6-9
Coach: Jess Dannelly

Date	Opponent	Result
2/8	vs Southern Illinois#	L, 3-4
2/8	vs Minnesota#	L, 3-4 (8)
2/8	vs Southern Illinois#	L, 3-4
2/8	vs Minnesota#	L, 3-4
2/9	vs UNC Greensboro#	W, 2-1
2/9	vs Jacksonville#	L, 7-11
2/10	vs UNC Greensboro#	L, 4-6
2/10	vs Jacksonville#	W, 3-1

2/16	Maryland	L, 3-4 (10)
2/16	Elon	L, 2-5
2/17	Maryland	L, 0-3
2/17	Elon	W, 7-6
2/24	Hampton	W, 5-1
2/24	Hampton	W, 3-0
2/29	vs North Florida%	L, 1-2(8)
2/29	at Jacksonville%	L, 2-8
3/1	vs North Florida%	L, 0-6
3/1	vs Virginia%	L, 5-9
3/2	vs Stony Brook%	L, 0-4
3/7	vs Illinois-Chicago	L, 0-5
3/7	vs Hofstra%	L, 0-5
3/8	vs Baylor%	L, 0-10
3/8	vs Michigan State%	L, 0-8
3/9	vs East Tennessee State%	L, 0-5
3/12	USC Upstate	L, 0-1 (10)
3/12	USC Upstate	W, 6-5
3/16	vs Manhattan&	W, 4-3 (8)
3/16	vs Alabama State&	W, 6-2
3/20	Presbyterian	W, 6-5 (10)
3/20	Presbyterian	W, 4-2
3/22	Georgia Tech	L, 1-2
3/22	Georgia Tech	L, 2-10
3/26	UNC Wilmington	W, 12-4
3/26	UNC Wilmington	W, 4-3
3/29	at Birmingham-Southern*	L, 0-7
3/29	at Birmingham-Southern*	W, 9-1
3/30	at Birmingham-Southern*	W, 2-1 (8)
4/2	College Of Charleston	L, 9-10
4/2	College Of Charleston	L, 2-9
4/4	at Charleston Southern*	L, 3-4
4/6	Charleston Southern*	W, 8-1
4/6	Charleston Southern*	W, 3-2
4/8	Gardner-Webb	L, 3-5
4/8	Gardner-Webb	L, 3-4
4/9	South Carolina	L, 2-6
4/12	Liberty*	W, 3-2
4/12	Liberty*	L, 0-1
4/13	Liberty*	W, 5-2
4/16	at North Carolina	L, 0-3
4/16	at North Carolina	L, 0-8
4/19	at Winthrop*	L, 0-8
4/19	at Winthrop*	L, 0-8
4/20	at Winthrop*	L, 1-3
4/23	at North Carolina State	L, 0-9
4/23	at North Carolina State	L, 2-7
4/26	Radford*	L, 0-2
4/26	Radford*	L, 1-10
4/27	Radford*	L, 4-6
5/8	vs Charleston Southern\$	W, 3-1
5/8	vs Radford\$	L, 3-5
5/9	vs Birmingham-Southern\$	W, 1-0 (8)
5/9	vs Liberty\$	L, 2-8

* - Big South Conference

- JU/Best Western Invitational (Jacksonville, Fla.)

% - JU Softball Tournament (Jacksonville, Fla.)

@ - USF Under Armour Invitational (Clearwater, Fla.)

& - Owl Classic (Kennesaw, Ga.)

\$ - Big South Tournament

2009
Overall: 15-38 • Big South: 4-14
Coach: Jess Dannelly

Date	Opponent	Result
2/13	vs South Alabama%	L, 1-12
2-13	at Florida%	L, 0-8
2/15	vs South Alabama%	L, 0-10
2/15	vs Florida Atlantic%	W, 3-2
2/20	Virginia Tech#	L, 1-7
2/21	Maine#	L, 0-9
2/21	Appalachian State#	L, 3-4
2/22	Western Carolina#	L, 9-10
2/22	Virginia Tech#	L, 0-6
2/27	vs Marist@	W, 11-0
2/27	vs Jacksonville@	L, 0-3
2/28	vs Marist@	W, 8-0
2/28	vs Vermont@	W, 5-0
3/7	East Tennessee State	L, 3-6

YEAR-BY-YEAR RESULTS

3/7	East Tennessee State	W, 6-2
3/10	Monmouth	L, 1-8
3/10	Monmouth	L, 4-6
3/11	USC Upstate	L, 2-9
3/11	USC Upstate	W, 5-0
3/13	Michigan State^	W, 6-5
3/13	Missouri^	L, 0-9
3/14	Michigan State^	L, 8-10
3/14	North Carolina^	L, 0-3
3/17	Limestone	L, 0-1
3/17	Limestone	W, 2-0
3/20	Charleston Southern*	L, 0-8
3/22	College of Charleston	L, 6-10
3/22	College of Charleston	W, 9-8
3/25	at Charleston Southern*	L, 2-5
3/25	at Charleston Southern*	W, 4-3
4/4	Gardner-Webb*	L, 2-3
4/4	Gardner-Webb*	W, 9-1
4/5	Gardner-Webb*	L, 1-2
4/7	at South Carolina	L, 2-10
4/8	UNC Wilmington	L, 4-7
4/10	at Radford*	L, 3-8
4/10	at Radford*	L, 2-3
4/11	at Radford*	L, 2-3
4/15	at College of Charleston	L, 5-10
4/15	at College of Charleston	W, 9-5
4/18	at Presbyterian*	W, 5-0
4/18	at Presbyterian*	L, 1-2
4/19	at Presbyterian*	W, 4-2
4/21	at UNC Wilmington	W, 1-0
4/22	South Carolina	L, 2-6
4/25	Winthrop*	L, 0-9
4/25	Winthrop*	L, 3-9
4/26	Winthrop*	L, 2-10
5/1	Liberty*	L, 1-8
5/2	Liberty*	L, 3-8
5/2	Liberty*	L, 9-11
5/7	vs Liberty\$	L, 2-4
5/8	vs Gardner-Webb\$	L, 8-12

*Big South Conference
 % - University of Florida-Lipton Invitational (Gainesville, Fla.)
 # - Kickin' Chicken Classic (Conway, S.C.)
 @ - Jacksonville Tournament (Jacksonville, Fla.)
 ^ - Coastal Carolina Softball Tournament (Conway, S.C.)
 \$ - Big South Tournament (Radford, Va.)

2010
Overall: 27-31 • Big South: 6-12
Coach: Kelley Green

Date	Opponent	Result
2/12	vs. USC Upstate%	W, 6-1
2/14	vs. Winthrop%	W, 2-0
2/14	at South Carolina%	L, 3-11
2/19	vs. Gardner-Webb%	W, 1-0
2/19	at Florida State#	L, 0-4
2/20	vs. South Dakota St.#	L, 2-5
2/20	vs. South Dakota St.#	L, 1-2
2/21	vs. Gardner-Webb#	W, 2-0
2/26	DEPAUL@	L, 1-6
2/27	CANISIUS@	L, 1-10
2/27	EASTERN KENTUCKY@	W, 13-1
2/28	JACKSONVILLE@	L, 0-6
3/5	at NC State^	L, 2-8
3/6	vs. Longwood^	L, 0-9
3/6	vs. Georgetown^	W, 4-3
3/7	vs. Stony Brook^	W, 2-0
3/10	at UNCW	W, 4-2
3/10	at UNCW	L, 6-9
3/14	at Coll of Charleston	L, 4-9
3/14	at Coll of Charleston	L, 0-8
3/16	at USC Upstate	L, 0-4
3/16	at USC Upstate	W, 4-2
3/19	BUFFALO &	W, 9-1
3/20	HOUSTON BAPTIST &	W, 17-0
3/20	OAKLAND &	W, 3-2
3/21	SACRED HEART &	W, 3-2
3/23	ELON	L, 1-13

3/23	ELON	W, 2-0
3/24	SOUTH CAROLINA	L, 1-3
3/27	LONGWOOD !	W, 7-6
3/27	SIENA !	L, 2-3
3/28	ST. JOHN'S !	W, 15-2
3/28	KENT STATE !	L, 3-7
3/31	CHARLESTON SOUTHERN*	L, 6-9
3/31	CHARLESTON SOUTHERN*	W, 3-0
4/7	UNC Wilmington	W, 9-0
4/7	UNC Wilmington	W, 6-1
4/10	at Gardner-Webb*	L, 2-4
4/10	at Gardner-Webb*	L, 0-2
4/11	at Gardner-Webb*	L, 0-6
4/14	at Charleston Southern*	W, 5-3
4/17	RADFORD*	L, 0-6
4/17	RADFORD*	L, 1-9
4/18	RADFORD*	L, 4-6
4/21	at South Carolina	W, 4-3
4/24	PRESBYTERIAN*	L, 2-6
4/24	PRESBYTERIAN*	W, 4-2
4/25	PRESBYTERIAN*	W, 2-0
5/1	at Winthrop*	L, 2-10
5/1	at Winthrop*	W, 3-1
5/2	at Winthrop*	W, 6-1
5/7	at Liberty*	L, 0-2
5/7	at Liberty*	L, 2-3
5/8	at Liberty*	L, 2-8
5/13	vs Winthrop \$	L, 1-6
5/14	vs. Gardner-Webb \$	W, 6-4
5/14	vs. Charleston Southern \$	W, 9-4
5/14	vs. Liberty \$	L, 3-5

*Big South Conference
 % - Palmetto State Showdown (Columbia, S.C.)
 # - Seminole Classic (Tallahassee, Fla.)
 @ - Kickin' Chicken Classic (Conway, S.C.)
 ^ - Wolfpack Challenge (Raleigh, N.C.)
 & - Coastal Carolina Classic (Conway, S.C.)
 ! - Coastal Carolina Softball Tournament (Conway, S.C.)
 \$ - Big South Tournament (Conway, S.C.)

2011
Overall: 25-33 • Big South: 7-11
Coach: Kelley Green

Date	Opponent	Result
2/11	vs. Furman %	W, 6-4 (8)
2/11	vs. USC Upstate %	L, 0-8
2/12	at South Carolina %	L, 0-5
2/13	vs. Winthrop %	L, 1-12
2/18	SAINT JOSEPH'S #	W, 5-1
2/18	BUCKNELL #	W, 4-1
2/19	BUCKNELL #	W, 2-0
2/19	JAMES MADISON #	L, 2-6
2/20	SAINT JOSEPH'S #	W, 8-2
2/25	BOSTON COLLEGE @	W, 6-2
2/25	RHODE ISLAND @	W, 4-0
2/26	BOSTON COLLEGE @	W, 5-3
2/26	VIRGINIA TECH @	L, 4-8
2/27	VIRGINIA TECH @	W, 6-5 (10)
3/4	TOWSON \$	W, 4-1
3/4	DELAWARE \$	W, 4-2
3/5	TOWSON \$	W, 3-0
3/5	WESTERN CAROLINA	L, 3-7
3/9	GEORGETOWN	W, 4-1
3/9	GEORGETOWN	W, 5-1
3/18	PROVIDENCE^	L, 2-5
3/18	GEORGIA TECH^	L, 0-12
3/19	PROVIDENCE^	L, 1-2
3/19	KANSAS^	L, 2-8
3/20	KANSAS^	L, 2-6
3/20	LIPSCOMB^	L, 4-6
3/22	SOUTH CAROLINA	L, 0-9
3/25	at Stanford &	L, 2-10
3/25	vs. Pacific &	L, 0-4
3/27	vs. Sacramento State &	L, 1-3
3/27	at Stanford &	L, 0-10
4/4	at Charleston Southern*	L, 1-9
4/4	at Charleston Southern*	L, 2-6
4/6	COLLEGE OF CHARLESTON*	L, 1-6

4/6	COLLEGE OF CHARLESTON*	L, 0-4
4/9	WINTHROP*	L, 0-3
4/9	WINTHROP*	W, 5-1
4/10	WINTHROP*	W, 8-0
4/11	at South Carolina	L, 0-1
4/13	CHARLESTON SOUTHERN*	W, 4-1
4/17	at Radford*	L, 2-4
4/17	at Radford*	L, 1-8
4/18	at Radford*	L, 0-6
4/19	UNC WILMINGTON	W, 3-0
4/19	UNC WILMINGTON	W, 9-0
4/22	at Presbyterian*	L, 1-2
4/22	at Presbyterian*	L, 1-8
4/23	at Presbyterian*	W, 14-7 (9)
4/30	GARDNER-WEBB*	W, 3-0
4/30	GARDNER-WEBB*	W, 11-3
5/1	GARDNER-WEBB*	L, 7-8
5/7	LIBERTY*	W, 2-1
5/7	LIBERTY*	L, 1-4
5/8	LIBERTY*	L, 0-5
5/12	vs. Charleston Southern !	W, 8-0 (8)
5/12	vs. Radford !	W, 2-1
5/13	vs. Radford !	L, 5-6
5/13	vs. Radford !	L, 3-11

*Big South Conference
 % - Palmetto State Showdown (Columbia, S.C.)
 # - Kickin' Chicken Classic (Conway, S.C.)
 @ - Coastal Carolina Invitational (Conway, S.C.)
 \$ - Coastal Softball Tournament (Conway, S.C.)
 ^ - Chanticleer Challenge (Conway, S.C.)
 & - Stanford Invitational (Stanford, Calif.)
 ! - Big South Tournament (Radford, Va.)

2012
NCAA Tournament
Big South Conference Champions
Overall: 44-20 • Big South: 13-8
Coach: Kelley Green

Date	Opponent	Result
2/11	GEORGE WASHINGTON%	W, 7-4
2/11	GEORGE MASON%	W, 4-3
2/12	MARSHALL%	W, 7-3
2/12	GEORGIA SOUTHERN%	L, 2-5
2/17	vs. Mercer#	W, 9-3
2/17	vs North Dakota State#	L, 3-8
2/18	vs Florida A&M#	W, 3-0
2/18	at Florida State#	L, 1-6
2/19	vs North Dakota State#	W, 4-2
2/24	TEMPLE@	W, 4-0
2/24	SACRED HEART@	W, 6-0
2/25	IPFW@	L, 0-1 (8)
2/25	SACRED HEART@	W, 2-0
2/26	TEMPLE@	W, 7-0
3/2	DARTMOUTH \$	W, 4-2
3/2	UNIV. NEBRASKA OMAHA \$	W, 5-0
3/4	ST. PETER'S \$	W, 8-0
3/7	SOUTH CAROLINA	W, 2-1
3/7	SOUTH CAROLINA	W, 5-2
3/8	LASALLE	W, 3-0
3/9	NORTH CAROLINA A&T^	W, 9-0
3/9	LASALLE^	W, 7-5
3/10	NORTH CAROLINA A&T^	W, 9-0
3/10	HAMPTON^	W, 8-0
3/11	LASALLE^	L, 0-1
3/16	vs Long Island&	W, 1-0
3/16	vs Hartford&	L, 0-1
3/17	vs Kent State&	L, 0-3
3/17	vs Boston University&	L, 1-7
3/18	vs Bryant&	W, 10-0
3/21	at College of Charleston	L, 0-5
3/21	at College of Charleston	W, 2-1 (9)
3/24	at Presbyterian*	W, 5-0
3/24	at Presbyterian*	W, 8-2
3/25	at Presbyterian*	W, 11-2
3/28	CHARLESTON SOUTHERN*	W, 1-0
3/28	CHARLESTON SOUTHERN*	L, 0-1
3/31	GARDNER-WEBB*	W, 5-2
3/31	GARDNER-WEBB*	L, 4-5

4/1	GARDNER-WEBB*	W, 3-1
4/6	at Radford*	W, 6-2
4/6	at Radford*	L, 8-9
4/7	at Radford*	L, 3-9
4/10	at Charleston Southern*	L, 3-4
4/14	LIBERTY*	W, 5-3
4/14	LIBERTY*	W, 7-2
4/15	LIBERTY*	L, 2-4
4/20	at Campbell*	L, 2-3
4/20	at Campbell*	W, 2-1 (8)
4/21	at Campbell*	L, 4-5
4/25	at UNC Wilmington	W, 10-0
4/25	at UNC Wilmington	W, 1-0 (10)
5/5	WINTHROP*	W, 3-2 (10)
5/5	WINTHROP*	W, 4-1
5/6	WINTHROP*	W, 7-1
5/10	vs Presbyterian !	W, 8-0
5/11	vs Charleston Southern !	L, 2-5
5/11	vs Campbell !	W, 3-2
5/12	at Radford !	W, 3-2
5/12	at Radford !	W, 4-0
5/13	vs Charleston Southern	W, 4-1
5/18	vs #10 Georgia+	L, 3-13
5/19	vs Georgia Southern+	W, 2-1
5/19	vs North Carolina+	L, 3-5

*Big South Conference
 % - Kickin' Chicken Classic (Conway, S.C.)
 # - Florida State Tournament (Tallahassee, Fla.)
 @ - Chanticleer Challenge (Conway, S.C.)
 \$ - Coastal Carolina Invitational (Conway, S.C.)
 ^ - Chanticleer Showdown (Conway, S.C.)
 & - USF Tournament (Clearwater, Fla.)
 ! - Big South Tournament (Radford, Va.)
 + - NCAA Athens Regional (Athens, Ga.)

2013
Overall: 37-22 • Big South: 19-5(First)
Coach: Kelley Green

Date	Opponent	Result
2/8	vs. Missouri State%	W, 10-6
2/8	at Kennesaw State%	L, 0-1 (8)
2/9	at Georgia Tech%	L, 1-2
2/9	vs. Missouri State%	W, 5-2
2/10	at Georgia Tech%	L, 3-11
2/15	vs. No. 4 Tennessee#	L, 0-8
2/15	at No. 12 South Florida#	L, 2-5
2/16	vs. N.C. State#	L, 2-4
2/16	vs. No. 4 Tennessee#	L, 3-10
2/17	at No. 12 South Florida#	L, 1-5
2/21	RHODE ISLAND@	W, 10-2
2/22	RHODE ISLAND@	W, 7-2
2/24	LOYOLA CHICAGO@	W, 5-1
2/24	LOYOLA CHICAGO@	W, 5-3
3/1	DREXEL\$	W, 8-0
3/1	ALBANY\$	L, 2-4
3/2	ALBANY\$	W, 8-0
3/2	WICHITA STATES	L, 2-5
3/3	WESTERN CAROLINAS	W, 4-0
3/7	GEORGETOWN^	W, 3-0
3/9	MIDDLE TENNESSEE^	W, 10-0
3/9	GEORGETOWN^	W, 6-5
3/10	JAMES MADISON^	L, 2-0
3/10	MIDDLE TENNESSEE^	W, 2-0
3/19	at Longwood*	W, 6-5
3/19	at Longwood*	W, 11-5
3/20	at Longwood*	W, 3-0
3/22	CAMPBELL*	W, 4-0
3/22	CAMPBELL*	L, 1-2
3/23	CAMPBELL*	W, 6-4
3/29	at Gardner-Webb*	W, 7-2
3/29	at Gardner-Webb*	W, 7-3
3/30	at Gardner-Webb*	L, 2-3
4/2	at Charleston Southern*	W, 11-3
4/2	at Charleston Southern*	W, 11-2
4/6	RADFORD*	L, 1-4
4/6	RADFORD*	W, 5-1
4/7	RADFORD*	L, 2-4
4/10	at South Carolina	L, 2-10

YEAR-BY-YEAR RESULTS

4/10	at South Carolina	L, 3-5
4/13	at Winthrop*	W, 3-1
4/13	at Winthrop*	W, 8-6 (8)
4/14	at Winthrop*	L, 5-9
4/16	CHARLESTON SOUTHERN*	W, 6-5
4/17	UNC WILMINGTON	W, 4-3
4/17	UNC WILMINGTON	W, 6-5
4/20	PRESBYTERIAN*	W, 6-2
4/20	PRESBYTERIAN*	W, 5-1
4/21	PRESBYTERIAN*	W, 14-2 (5)
4/23	COLLEGE OF CHARLESTON	L, 1-2
4/23	COLLEGE OF CHARLESTON	L, 0-9
4/26	at Liberty*	W, 5-1
4/26	at Liberty*	W, 9-0
4/27	at Liberty*	W, 9-5
5/9	vs Charleston Southern !	L, 0-2
5/10	vs Radford !	W, 3-2
5/10	vs Liberty !	W, 2-1
5/11	at Winthrop !	W, 6-4 (8)
5/11	at Winthrop !	L, 3-4

*Big South Conference

% - Georgia Tech/Kennesaw State Invitational (Atlanta/Kennesaw, Ga.)

- USF Tournament (Tampa, Fla.)

@ - Kickin' Chicken Classic (Myrtle Beach, S.C.)

\$ - Coastal Carolina Invitational (Myrtle Beach, S.C.)

^ - Chanticleer Challenge (Myrtle Beach, S.C.)

! - Big South Tournament (Rock Hill, S.C.)

2014
Overall: 41-15 • Big South: 20-4 (First)
Coach: Kelley Green

Date	Opponent	Result
2/8	COLLEGE OF CHARLESTON	W, 9-1 (6)
2/9	COLLEGE OF CHARLESTON	W, 3-2 (8)
2/14	PURDUE%	W, 3-0
2/14	PURDUE%	L, 5-11
2/15	TOWSON%	W, 6-2
2/15	VIRGINIA%	W, 9-1 (5)
2/21	vs. Georgia Southern#	L, 0-3
2/22	vs. Troy#	L, 1-4
2/22	vs. Georgia Southern#	W, 2-1
2/28	MARSHALL@	W, 10-1 (6)
2/28	UMES@	W, 11-2 (5)
3/1	MARSHALL@	W, 2-1
3/1	SAINT PETER'S@	W, 18-0 (5)
3/2	SAMFORD@	L, 0-1
3/2	UMES@	W, 9-0 (5)
3/8	FURMAN\$	W, 5-1
3/8	BRYANT\$	W, 2-1
3/9	APPALACHIAN STATES	W, 8-0 (6)
3/9	FURMAN\$	L, 0-4
3/10	EASTERN ILLINOIS	W, 6-2
3/10	EASTERN ILLINOIS	L, 2-3
3/12	NORTH CAROLINA	W, 3-0
3/14	GEORGIA STATE^	W, 2-0
3/14	TROY^	L, 2-6
3/15	NO. 18 MINNESOTA^	L, 0-2
3/15	GEORGIA STATE^	L, 1-3
3/22	GARDNER-WEBB*	W, 9-0 (5)
3/22	GARDNER-WEBB*	W, 6-0
3/23	GARDNER-WEBB*	W, 8-1
3/26	at Campbell*	W, 8-1
3/26	at Campbell*	L, 2-3
3/27	at Campbell*	W, 5-0
4/2	at UNC Wilmington*	W, 2-1
4/2	at UNC Wilmington*	L, 1-2 (9)
4/5	LIBERTY	W, 5-1
4/5	LIBERTY*	W, 10-2 (6)
4/6	LIBERTY*	W, 11-2 (6)
4/9	CHARLESTON SOUTHERN*	W, 2-1
4/9	CHARLESTON SOUTHERN*	W, 3-0
4/12	at Presbyterian*	L, 4-5
4/12	at Presbyterian*	W, 5-1
4/13	at Presbyterian*	L, 3-4 (10)
4/16	CHARLESTON SOUTHERN*	W, 7-2
4/18	LONGWOOD*	W, 4-1
4/18	LONGWOOD*	W, 3-1
4/19	LONGWOOD*	W, 8-2

4/22	at Radford*	W, 6-5
4/22	at Radford*	L, 1-4
4/23	at Radford*	W, 8-3
4/26	at Winthrop*	W, 7-1
4/26	at Winthrop*	W, 15-4 (5)
4/27	at Winthrop*	W, 7-0
5/8	LIBERTY!	W, 3-1
5/9	WINTHROP!	W, 7-3
5/10	CAMPBELL!	W, 5-3
5/11	CHARLESTON SOUTHERN!	L, 1-3

*Big South Conference

% - Kickin' Chicken Classic (Conway, S.C.)

- Lipton Invitational (Gainesville, Fla.)

@ - Coastal Carolina Invitational (Conway, S.C.)

\$ - Chanticleer Challenge (Conway, S.C.)

^ - Chanticleer Showdown (Conway, S.C.)

! - Big South Tournament (Conway, S.C.)

2015
Overall: 33-24 • Big South: 16-7
Coach: Kelley Green

Date	Opponent	Result
2/6	LAFAYETTE %	W, 8-0
2/7	LAFAYETTE %	W, 13-2
2/7	VIRGINIA TECH %	L, 0-6
2/8	MARYLAND %	L, 1-3
2/8	MARYLAND %	L, 3-4
2/13	IOWA STATE \$	W, 13-3
2/13	ST. BONAVENTURE \$	W, 8-0
2/14	OLE MISS \$	L, 1-2
2/14	ST. BONAVENTURE \$	W, 3-0
2/15	IOWA STATE \$	Cancelled
2/21	SACRED HEART ^	W, 11-1
2/21	BUCKNELL ^	W, 11-3
2/22	BOSTON COLLEGE ^	L, 0-1
2/22	MURRAY STATE ^	L, 4-7
2/27	MT. ST. MARY'S @	W, 11-3
2/27	LOYOLA @	L, 2-4
2/28	SAINT JOSEPH'S @	L, 8-10
2/28	MT. ST. MARY'S @	W, 7-6
3/1	LOYOLA @	W, 10-0
3/1	MT. ST. MARY'S @	W, 8-0
3/6	vs Florida State	L, 0-9
3/6	at Florida Atlantic	W, 3-1
3/7	vs Bethune-Cookman	L, 1-2
3/7	vs Hofstra	L, 0-2
3/8	vs Florida State	L, 0-8
3/12	at North Carolina	L, 6-14
3/17	at Longwood-1*	W, 11-2
3/17	at Longwood-2*	W, 5-13
3/18	at Longwood*	L, 8-9
3/21	CAMPBELL-1*	W, 10-5
3/21	CAMPBELL-2*	W, 5-4
3/22	CAMPBELL*	Cancelled
3/27	WINTHROP*	W, 9-1
3/28	WINTHROP-1*	W, 6-0
3/28	WINTHROP-2*	W, 5-0
4/1	N.C. STATE-1	L, 3-8
4/1	N.C. STATE-2	L, 0-7
4/3	at Gardner-Webb-1*	W, 8-1
4/3	at Gardner-Webb-2*	W, 11-0
4/3	at Gardner-Webb*	W, 13-3
4/7	UNC WILMINGTON-1	W, 10-2
4/7	UNC WILMINGTON-2	W, 2-0
4/11	RADFORD-1*	W, 7-1
4/11	RADFORD-2*	W, 9-4
4/12	RADFORD*	W, 5-1
4/14	at South Carolina	Postponed
4/15	at Charleston*	W, 8-0
4/17	at Liberty*	W, 4-3
4/18	at Liberty-1*	L, 4-5
4/18	at Liberty-2*	L, 4-5
4/21	at Charleston Southern-1*	W, 4-3
4/21	at Charleston Southern-2*	L, 1-3
4/22	at Charleston Southern*	L, 5-8
4/25	PRESBYTERIAN-1*	W, 4-0
4/25	PRESBYTERIAN-2*	W, 9-8
4/26	PRESBYTERIAN*	L, 2-4
5/7	at #7 Campbell !	W, 4-3
5/8	vs #6 Presbyterian !	L, 3-5
5/8	vs #4 Liberty !	W, 7-5

5/9	vs #1 Longwood !	L, 2-5
	*Big South Conference	
	% - Kickin' Chicken Classic (Conway, S.C.)	
	\$ - Battle @ The Beach (Conway, S.C.)	
	^ - Chanticleer Showdown (Conway, S.C.)	
	@ - Coastal Carolina Invitational (Conway, S.C.)	
	# - Florida Atlantic Tournament (Boca Raton, Fla.)	
	! - Big South Tournament (Conway, S.C.)	

2016
Overall: 37-22 • Big South: 18-6
Coach: Kelley Green

Date	Opponent	Result
2/12	vs NC State #	L, 1-5
2/12	vs UNC Greensboro #	L, 1-16
2/13	vs Kansas #	L, 1-5
2/14	vs NC State #	L, 5-7
2/14	at Jacksonville #	L, 3-4
2/19	APPALACHIAN STATE @	W, 5-0
2/19	SETON HALL @	L, 7-9
2/20	TOWSON @	W, 3-2
2/20	CLEVELAND STATE @	W, 9-0
2/21	CLEVELAND STATE @	W, 2-1
2/23	at South Carolina	L, 1-3
2/27	IOWA \$	W, 10-8
2/27	GEORGIA SOUTHERN \$	W, 9-5
2/28	IOWA \$	W, 6-5
2/28	GEORGIA SOUTHERN \$	L, 4-8
3/4	vs Stanford %	W, 8-3
3/4	at Hawaii %	L, 2-3
3/5	vs Stanford %	L, 4-12
3/6	vs Stanford %	L, 7-8
3/6	at Hawaii %	L, 4-8
3/8	at Hawaii %	W, 14-4
3/12	MEMPHIS ^	L, 8-3
3/12	BUFFALO ^	W, 9-4
3/13	FURMAN ^	W, 3-1
3/15	UCONN	W, 4-2
3/16	COLUMBIA	W, 8-3
3/20	at Presbyterian-1*	W, 9-4
3/20	at Presbyterian-2*	L, 1-9
3/21	at Presbyterian *	W, 3-0
3/23	NORTH CAROLINA	L, 3-6
3/25	LIBERTY - 1*	L, 4-6
3/25	LIBERTY - 2*	L, 0-2
3/26	LIBERTY *	W, 9-1
3/30	SC STATE - 1	W, 12-0 (5)
3/30	SC STATE - 2	W, 12-0 (5)
4/2	at Radford - 1*	W, 10-4
4/2	at Radford - 2*	L, 1-5
4/3	at Radford *	W, 4-5
4/6	COLLEGE OF CHARLESTON-1	W, 8-4
4/6	COLLEGE OF CHARLESTON-1	W, 7-2
4/8	at Winthrop *	L, 3-5
4/9	at Winthrop - 1*	W, 8-1
4/9	at Winthrop - 2*	W, 10-6
4/13	CHARLESTON SOUTHERN-1*	W, 11-5
4/13	CHARLESTON SOUTHERN-2*W	W, 11-10
4/19	at Campbell - 1*	W, 3-1
4/19	at Campbell - 2*	W, 7-5
4/20	at Campbell	W, 15-2(6)
4/23	GARDNER-WEBB - 1*	W, 9-0 (5)
4/23	GARDNER-WEBB - 2*	W, 4-2
4/24	GARDNER-WEBB *	W, 7-0
4/26	CHARLESTON SOUTHERN *	W, 4-3
5/7	LONGWOOD - 1*	L, 0-1
5/7	LONGWOOD - 2*	W, 7-4
5/8	LONGWOOD *	W, 9-2
5/11	vs Charleston Southern !	W, 14-10
5/13	vs Liberty!	W, 8-0 (5)
5/13	vs Liberty!	L, 0-5 (5)
5/14	vs Longwood !	L, 2-10 (5)

*Big South Conference

- River City Leadoff (Jacksonville, Fla.)

@ - Kickin' Chicken Classic (Conway, S.C.)

\$ - Coastal Carolina Invitational (Conway, S.C.)

% - Malihini Kipa Aloha Invitational (Hawaii)

^ - Chanticleer Challenge (Conway, S.C.)

! - Big South Tournament (Conway, S.C.)

2017
Overall: 32-23 • Sun Belt: 11-16
Coach: Kelley Green

Date	Opponent	Result
2/10	ALABAMA %	L 0-6
2/10	YOUNGSTOWN STATE %	W 5-1
2/11	YOUNGSTOWN STATE %	W 9-1
2/11	TOWSON %	W 4-3
2/12	ALABAMA %	L 3-9
2/17	UMKC \$	W 3-2
2/17	RIDER \$	W 11-0
2/18	UMKC \$	W 7-0
2/18	UNCG \$	L 1-2
2/19	UNCG \$	W 12-2
2/24	MOREHEAD STATE ^	W 10-0
2/24	CLEVELAND STATE ^	W 5-0
2/25	CLEVELAND STATE ^	W 12-0
2/25	PENN STATE ^	W 3-1
2/26	CAMPBELL ^	W 3-2
3/3	NORTH DAKOTA @	W 8-0
3/4	NORTH DAKOTA @	W 2-1
3/4	CONNECTICUT @	W 2-0
3/5	NORTHERN KENTUCKY@	W 5-2
3/7	VIRGINIA TECH	W 6-4
3/8	NORTHERN KENTUCKY	W 2-1
3/9	ROBERT MORRIS	W 6-2
3/11	TEXAS STATE *	L 0-3
3/11	TEXAS STATE *	L 4-5
3/15	UMASS LOWELL	W 5-3
3/18	at South Alabama *	L 0-6
3/18	at South Alabama *	W 2-0
3/19	at South Alabama *	L 1-6
3/22	at Charleston So.	L 1-2
3/25	TROY *	W 4-3
3/25	TROY *	W 3-2
3/26	TROY *	W 6-5
3/28	WINTHROP	W 3-1
3/28	WINTHROP	L 3-4
4/1	ULM *	W 3-1
4/1	ULM *	L 3-6
4/2	ULM *	W 6-4
4/8	at Georgia Southern *	L 7-8
4/8	at Georgia Southern *	L 0-8
4/9	at Georgia Southern *	L 1-9
4/11	SOUTH CAROLINA	W 3-2
4/14	GEORGIA STATE *	L 1-8
4/14	GEORGIA STATE *	W 8-2
4/15	GEORGIA STATE *	L 1-5
4/18	at Col. of Charleston	L 1-2
4/22	at UT Arlington *	L 3-4
4/22	at UT Arlington *	L 0-2
4/23	at UT Arlington *	L 5-8
4/28	at #16 Louisiana *	L 0-9
4/29	at #16 Louisiana *	L 4-13
4/30	at #16 Louisiana *	L 0-8
5/5	APPALACHIAN STATE *	W 5-1
5/5	APPALACHIAN STATE *	W 3-2
5/6	APPALACHIAN STATE *	W 5-2
5/10	vs #5 UT Arlington !	L 1-9

*Sun Belt Conference Game

% - Kickin' Chicken Classic (Conway, S.C.)

\$ - Battle @ The Beach (Conway, S.C.)

^ - Chanticleer Showdown (Conway, S.C.)

! - Sun Belt Tournament (Troy, Ala.)

2018
Overall: 26-28 • Sun Belt: 9-17 (9th)
Coach: Kelley Green

Date	Opponent	Result
2/9	IOWA STATE%	W, 8-0
2/10	IOWA STATE %	W, 5-0
2/10	UNCG %	W, 2-1
2/11	#20 SAINT FRANCIS%	L, 2-5
2/11	PRESBYTERIAN%	W, 3-0
2/15	LAFAYETTE-1\$	W, 10-3
2/15	LAFAYETTE-2 \$	W, 11-1
2/16	KENT STATE \$	L, 0-1
2/16	RIDER \$	W, 2-1
2/17	UCONNS	W, 6-0
2/17	ROBERT MORRIS	W, 14-0
2/23	GEORGETOWN^	W, 7-5
2/23	SAINT JOSEPHS^	L, 2-5
2/24	PITTSBURGH ^	L, 3-4
2/24	SAINT JOSEPHS^	L, 6-11

YEAR-BY-YEAR RESULTS


2/25	GEORGETOWN^	W, 2-1	4/9	at North Carolina	L, 0-9 (5)
3/2	vs New Mexico State!	W, 8-5	4/12	TEXAS STATE*	L, 3-5
3/2	at #16 Arizona State!	L, 2-4	4/13	TEXAS STATE*	W, 7-4
3/3	vs New Mexico State!	L, 2-11	4/14	TEXAS STATE*	W, 12-2
3/3	at #16 Arizona State!	L, 0-8	4/16	UNCW	W, 6-4
3/4	vs New Mexico State!	W, 6-2	4/18	UTA*	L, 6-8
3/10	#20 LOUISIANA-1*	L, 2-4	4/19	UTA*	L, 7-12
3/10	#20 LOUISIANA-2*	W, 4-2	4/20	UTA*	L, 4-6
3/11	#20 LOUISIANA *	L, 2-4	4/23	at College of Charleston	W, 1-0
3/15	TEXAS	L, 3-5	4/26	at #8 Louisiana*	L, 2-5
3/21	CHARLESTON SOUTHERN	W, 2-1	4/27	at #8 Louisiana*	L, 0-8 (5)
3/24	UT- ARLINGTON-1*	L, 7-10	4/28	at #8 Louisiana*	L, 2-3
3/24	UT- ARLINGTON-2*	L, 4-7	5/2	APPALACHIAN STATE*	W, 5-2
3/25	UT- ARLINGTON *	W, 8-6	5/3	APPALACHIAN STATE*	L, 2-8
3/27	at Winthrop-1	W, 3-0	5/4	APPALACHIAN STATE*	W, 4-1
3/27	at Winthrop-2	L, 3-11	5/8	vs Georgia Southern	W, 2-1
3/30	at UL Monroe-1*	L, 0-8	5/8	vs UTA @	W, 5-4
3/30	at UL Monroe-2*	L, 9-12	5/9	vs Troy@	W, 4-2
3/31	at UL Monroe*	L, 2-8	5/10	vs Louisiana@	L, 2-5
4/4	DUKE	W, 3-1	5/11	vs ULM@	W, 4-2 (9)
4/7	GEORGIA SOUTHERN-1*	W, 13-5	5/11	vs Louisiana@	L, 0-1
4/7	GEORGIA SOUTHERN-2*	W, 4-0			
4/8	GEORGIA SOUTHERN*	W, 12-4			
4/10	at UNCW	W, 2-1			
4/13	at Troy-1*	L, 0-1			
4/13	at Troy-2*	L, 1-4			
4/14	at Troy *	L, 3-6			
4/17	CHARLESTON	L, 1-2			
4/21	at Georgia State-1*	L, 2-4			
4/21	at Georgia State-2*	L, 3-6			
4/28	SOUTH ALABAMA-1*	W, 3-2			
4/28	SOUTH ALABAMA-2*	L, 4-10			
4/29	SOUTH ALABAMA *	W, 4-1			
5/4	Appalachian State-1*	W, 5-2			
5/4	Appalachian State-2*	W, 4-2			
5/5	Appalachian State*	L, 4-6			

*Sun Belt Conference Game
 % - Kickin' Chicken Classic (Conway, S.C.)
 \$ - Battle @ The Beach (Conway, S.C.)
 ^ - UCF Tournament (Orlando, Fla.)
 ! - Chanticleer Showdown (Tempe, Ariz.)
 @ - Sun Belt Tournament (San Marcos, Texas)



Steve Taylor was the first head coach in Coastal Carolina history spending six years in Conway amassing a record of 39-46*.
 *Records Available

Jess Dannelly posted a 669-544 record during his 22-year coaching career at Coastal.



2019
Overall: 39-21 • Sun Belt: 11-17 (6th)
Coach: Kelley Green

Date	Opponent	Result
2/8	# 8 TENNESSEE%	L, 1-3
2/8	RIDER %	W, 11-1 (5)
2/9	RIDER %	W, 5-0
2/9	BOSTON%	W, 6-0
2/10	UIC%	W, 9-1 (5)
2/13	at Charleston Southern	W, 6-2
2/15	MARSHALL\$	W, 1-0
2/15	PRESBYTERIAN\$	W, 4-0
2/16	TOWSON\$	W, 5-3
2/16	PRESBYTERIAN\$	W, 9-1 (6)
2/22	vs Pitt^	W, 5-0
2/22	at UCF^	L, 0-1
2/23	vs Penn State^	W, 3-1
2/23	vs Pitt^	W, 11-3 (5)
2/27	at South Carolina	L, 4-7
3/1	JACKSONVILLE!	W, 7-4
3/2	UNLV!	L, 1-10 (5)
3/2	AUSTIN PEAY!	W, 6-2
3/3	UNLV!	W, 2-1
3/3	JACKSONVILLE!	W, 3-1
3/8	GEORGIA STATE*	W, 1-0
3/9	GEORGIA STATE*	W, 6-3
3/10	GEORGIA STATE*	W, 5-0
3/11	BRYANT	W, 5-1
3/12	BRYANT	W, 7-0
3/15	at Georgia Southern*	L, 1-3
3/16	at Georgia Southern*	W, 5-4
3/17	at Georgia Southern*	L, 0-3
3/19	at Duke	W, 11-4
3/22	TROY*	L, 3-11 (6)
3/22	TROY*	L, 4-10
3/22	TROY*	L, 3-5
3/27	WINTHROP	W, 6-4
3/29	ULM*	W, 7-5
3/30	ULM-1*	L, 2-10 (5)
3/30	ULM-2*	W, 8-0
4/6	at South Alabama-1*	W, 4-3
4/6	at South Alabama-2*	W, 4-2
4/7	at South Alabama*	W, 6-4



Kelley Green has 341 wins in ten seasons at the helm at CCU winning two regular season championships and one conference tournament.

YEAR-BY-YEAR STATISTICS

Year	avg	gp-gs	ab	r	h	2b	3b	hr	rbi	tb	slg%	bb	hbp	so	gdp	ob%	sf	sh	sb-att	po	a	e	fld%
1988	.282	50-50	1339	232	377	32	20	13	171	488	.364	130	5	64	0	.347	0	49	23-25	991	448	88	.942
1989	.234	36-36	804	128	188	16	7	3	97	227	.282	133	5	79	0	.346	0	50	30-39	642	340	58	.944
1990	.235	55-55	1286	173	302	37	23	5	135	400	.311	173	18	140	0	.334	0	78	46-53	1073	489	77	.953
1991	.296	62-62	1647	293	488	53	19	5	217	594	.361	169	0	136	0	.362	0	0	74-79	1241	575	84	.956
1992	.275	59-59	1596	279	439	69	28	21	213	627	.393	179	12	184	0	.353	0	95	47-61	1281	636	118	.942
1993	.325	50-50	1285	280	417	50	26	18	226	573	.446	158	17	146	0	.405	0	88	44-60	985	412	99	.934
1994	.357	59-59	1561	410	557	80	33	30	339	793	.508	179	74	181	0	.429	74	11	78-81	1104	449	62	.962
1995	.297	59-59	1480	240	440	67	16	26	67	617	.417	139	19	195	0	.364	3	74	30-36	1138	557	109	.940
1996	.275	57-57	1440	215	396	46	7	10	170	486	.338	119	12	198	0	.335	1	78	97-108	1135	549	80	.955
1997	.290	57-57	1514	255	439	61	10	12	205	556	.367	164	0	205	0	.358	5	66	61-69	1145	532	83	.953
1998	.276	59-59	1546	211	426	86	6	18	190	578	.374	147	5	217	3	.339	8	75	69-86	1214	525	79	.957
1999	.293	54-54	1487	211	436	55	6	26	186	581	.391	124	13	228	1	.352	6	50	69-80	1094	518	77	.954
2000	.301	65-65	1736	297	522	86	6	30	255	710	.409	185	7	248	1	.368	14	66	13-22	1279	599	88	.955
2001	.274	50-50	1258	199	345	45	6	37	180	513	.408	159	13	208	9	.360	6	56	17-26	978	471	85	.945
2002	.276	48-48	1250	195	345	49	5	32	176	500	.400	150	7	216	3	.355	9	70	29-39	986	428	77	.948
2003	.261	53-53	1302	198	340	52	10	26	173	490	.376	188	16	252	6	.359	11	73	36-48	1074	565	56	.967
2004	.239	56-56	1438	169	344	54	4	25	160	481	.334	169	11	360	9	.323	2	48	23-33	1149	459	79	.953
2005	.243	49-49	1282	142	311	41	13	15	128	423	.330	147	10	300	2	.324	4	50	18-25	1000	415	52	.965
2006	.251	60-60	1530	253	384	72	9	58	235	648	.424	168	16	405	1	.329	12	52	24-28	1206	556	54	.970
2007	.245	56-56	1456	200	357	44	7	62	192	601	.413	150	18	372	3	.322	6	44	34-39	1126	483	65	.961
2008	.230	60-60	1489	164	342	38	4	22	137	454	.305	178	28	319	1	.321	11	77	55-62	1217	552	87	.953
2009	.261	53-53	1326	179	346	53	4	16	161	455	.343	132	13	294	0	.331	14	54	29-36	1029	426	70	.954
2010	.261	58-58	1483	204	387	57	4	39	176	569	.384	147	26	314	1	.338	2	52	40-52	1137	522	83	.952
2011	.248	58-58	1468	184	364	70	5	39	169	561	.382	144	22	269	2	.324	4	36	73-87	1145	552	76	.957
2012	.270	64-64	1579	269	427	71	5	59	245	685	.434	235	17	283	6	.369	11	77	53-70	1285	589	55	.971
2013	.268	59-59	1505	276	403	64	6	70	243	689	.458	186	26	297	2	.355	13	53	77-87	1189	545	67	.963
2014	.282	56-56	1415	285	399	56	5	61	262	648	.458	217	27	248	1	.384	15	49	88-102	1132	461	44	.973
2015	.293	57-57	1434	320	420	62	4	84	289	742	.517	217	40	263	0	.397	16	40	64-74	1091	577	55	.968
2016	.330	59-59	1613	350	532	61	7	83	329	856	.531	206	23	287	2	.412	7	18	62-65	1147	424	55	.966
2017	.261	55-55	1302	211	340	56	4	38	192	518	.398	155	38	240	0	.353	14	46	58-71	1068	335	64	.956
2018	.240	54-54	1330	223	319	54	6	75	211	610	.459	164	46	256	10	.342	9	5	32-40	1057	304	43	.969
2019	.246	60-60	1482	263	365	67	6	87	245	705	.476	189	39	318	13	.345	8	19	38-48	1176	367	46	.971

Year	era	w-l	app	gs	cg	sho	sv	ip	h	r	er	bb	so	2b	3b	hr	bf	bavg	wp	hbp	bk	sfa	sha
1988	2.21	28-22	50	50	42	3/0	1	339.0	303	190	107	107	140	22	19	6	0	.224	0	5	0	0	28
1989	0.00	17-19	36	36	0	0/0	0	249.2	224	0	0	0	0	0	0	0	0	.99.000	0	0	0	0	0
1990	2.00	34-21	0	0	39	0/0	2	361.0	299	172	103	112	199	0	0	0	0	.99.000	42	12	0	0	0
1991	1.56	41-21	62	62	49	0/0	5	413.0	295	153	92	107	233	0	0	0	0	.99.000	29	18	1	0	0
1992	1.31	38-25	63	63	54	0/0	1	427.0	350	170	80	60	265	0	0	0	0	.99.000	19	6	0	0	0
1993	1.30	36-14	50	50	45	4/0	3	328.1	266	158	61	101	240	35	2	0	0	.213	38	7	0	0	65
1994	2.09	44-15	59	59	45	17/0	5	368.0	307	151	110	82	275	38	26	8	0	.221	19	22	1	29	8
1995	2.62	30-28	0	0	47	5/0	0	379.1	455	235	142	84	156	55	15	12	0	.99.000	14	17	0	9	75
1996	2.48	34-23	57	57	46	10/2	2	378.1	384	200	134	111	144	50	10	14	1676	.99.000	27	16	0	1	51
1997	2.97	29-30	57	57	30	6/2	1	381.1	410	225	162	109	186	69	16	22	0	.270	24	20	1	5	37
1998	2.58	34-25	59	59	50	7/0	1	404.2	403	214	149	109	225	71	8	22	1788	.256	29	25	0	11	68
1999	2.53	29-25	54	54	36	6/1	3	364.2	366	198	132	122	191	59	6	25	1639	.258	53	34	1	9	55
2000	2.12	37-28	65	65	43	11/1	4	426.1	372	185	129	156	248	50	7	13	1874	.228	45	34	1	7	44
2001	2.90	27-23	50	50	37	9/1	0	326.0	356	201	135	112	147	56	6	16	1496	.271	39	29	1	3	34
2002	2.56	28-20	48	48	26	6/1	2	328.2	307	155	120	105	210	47	2	19	1445	.244	43	32	1	6	43
2003	1.66	36-17	53	53	42	14/1	0	358.0	287	138	85	77	244	47	5	17	1480	.211	26	22	0	0	24
2004	2.43	27-29	56	56	37	4/0	2	383.0	374	203	133	138	249	74	7	32	1708	.253	37	25	0	7	57
2005	2.48	24-25	49	49	24	10/1	1	333.1	309	163	118	95	255	52	10	21	1441	.240	27	19	0	4	38
2006	1.99	38-22	60	60	28	16/3	3	402.0	338	164	114	96	340	56	6	9	1663	.224	36	12	1	7	36
2007	3.51	22-34	56	56	29	5/3	3	375.1	427	241	188	159	247	73	12	35	1749	.283	37	27	0	5	47
2008	3.19	20-39	60	60	27	2/0	3	405.2	470	278	185	144	237	67	5	44	1900	.281	53	28	1	11	43
2009	4.59	15-38	53	53	21	7/0	2	343.0	424	297	225	138	240	86	11	48	1655	.295	36	33	1	10	36
2010	3.60	27-31	58	58	29	9/0	2	379.0	403	240	195	129	286	78	5	43	1726	.264	36	35	1	8	28
2011	3.47	25-33	58	58	28	8/2	2	381.2	431	249	189	129	290	67	9	37	1746	.277	53	17	1	9	33
2012	2.17	44-20	64	64	48	19/1	5	428.1	375	151	133	103	331	74	4	23	1794	.232	21	35	0	5	31
2013	2.40	37-22	59	59	35	10/2	2	396.1	360	190	136	127	344	41	6	30	1726	.236	33	40	0	6	29

ALL-TIME COACHING RECORD

YEARLY OVERALL RECORD			
YEAR	RECORD	PCT.	COACH
1980-81	4-14	.222	Steve Taylor
1981-82	No Record Found		Steve Taylor
1982-83	14-16	.467	Steve Taylor
1983-84	21-16	.568	Steve Taylor
1984-85	No Record Found		Steve Taylor
1985-86	No Record Found		Steve Taylor
1986-87	19-20	.487	Dee Dee Kish
1987-88	28-22	.560	Jess Dannelly
1988-89	17-19	.472	Jess Dannelly
1989-90	34-21	.618	Jess Dannelly
1990-91	41-21	.661	Jess Dannelly
1991-92	38-25	.603	Jess Dannelly
1992-93	36-14	.702	Jess Dannelly
1993-94	44-15	.746	Jess Dannelly
1994-95	31-28	.525	Jess Dannelly
1995-96	34-23	.596	Jess Dannelly
1996-97	29-30	.492	Jess Dannelly
1997-98	34-25	.576	Jess Dannelly
1998-99	29-25	.537	Jess Dannelly
1999-00	37-28	.569	Jess Dannelly
2000-01	27-23	.540	Jess Dannelly
2001-02	28-20	.583	Jess Dannelly
2002-03	36-17	.679	Jess Dannelly
2003-04	27-29	.482	Jess Dannelly
2004-05	24-25	.490	Jess Dannelly
2005-06	38-22	.633	Jess Dannelly
2006-07	22-34	.393	Jess Dannelly
2007-08	20-40	.333	Jess Dannelly
2008-09	15-38	.283	Jess Dannelly
2009-10	27-31	.466	Kelley Green
2010-11	25-33	.431	Kelley Green
2011-12	44-20	.688	Kelley Green
2012-13	37-22	.627	Kelley Green
2013-14	41-15	.732	Kelley Green
2014-15	33-24	.579	Kelley Green
2015-16	37-22	.594	Kelley Green
2016-17	32-23	.582	Kelley Green
2017-18	26-28	.481	Kelley Green
2018-19	39-21	.650	Kelley Green
39 Years	1068-849	.554	

WINNING SEASONS: 23

MOST WINS IN A SINGLE SEASON: 44 (1993-94, 2011-12)

35+ WIN SEASONS: 12

CONSECUTIVE WINNING SEASONS: 7 (1990-96)

YEARLY CONFERENCE RECORD			
YEAR	RECORD	PCT.	COACH
1981-86	Unknown Conference Records		
1986-87	9-9	.500	Dee Dee Kish
1987-88	7-3	.700	Jess Dannelly
1988-89	2-6	.250	Jess Dannelly
1989-90	8-2	.800	Jess Dannelly
1990-91	8-0	1.000	Jess Dannelly
1991-92	10-2	.833	Jess Dannelly
1992-93	7-3	.700	Jess Dannelly
1993-94	11-3	.786	Jess Dannelly
1994-95	6-10	.375	Jess Dannelly
1995-96	12-6	.667	Jess Dannelly
1996-97	10-6	.625	Jess Dannelly
1997-98	11-5	.688	Jess Dannelly
1998-99	8-6	.571	Jess Dannelly
1999-00	8-2	.800	Jess Dannelly
2000-01	8-2	.800	Jess Dannelly
2001-02	8-2	.800	Jess Dannelly
2002-03	8-2	.800	Jess Dannelly
2003-04	6-6	.500	Jess Dannelly
2004-05	6-6	.500	Jess Dannelly
2005-06	10-2	.833	Jess Dannelly
2006-07	7-8	.467	Jess Dannelly
2007-08	7-8	.467	Jess Dannelly
2008-09	4-14	.222	Jess Dannelly
2009-10	6-12	.333	Kelley Green
2010-11	7-11	.389	Kelley Green
2011-12	13-8	.619	Kelley Green
2012-13	19-5	.792	Kelley Green
2013-14	20-4	.833	Kelley Green
2014-15	16-7	.695	Kelley Green
2015-16	18-6	.750	Kelley Green
2016-17	10-16	.385	Kelley Green
2017-18	9-17	.346	Kelley Green
2018-19	13-14	.481	Kelley Green
38 Years	312-215	.592	

RECORD BY DECADE

Year	Won	Lost	PCT.
1981-1989	103	107	.442
1990-1999	350	227	.606
2000-2009	274	276	.498
2010-Present	341	239	.588
39 Years	1068	849	.554

ALL-TIME NATIONAL HONORS

NFCA ALL-REGION FIRST TEAM

Michelle Minton	1992
Michelle Minton	1994
Sara Graziano	1994
Sherry Johnson	1994
Sherry Johnson	1995
Kacee Crumpacker	1998
Jessica Falca	1998
Jessica Falca	1999
Holly Lee	2000
Holly Lee	2003
Meagen Johnson	2006

NFCA ALL-REGION SECOND TEAM

Michelle Hall	1991
Beth Park	1991
Michelle Hall	1992
Michelle Minton	1993
Kacee Crumpacker	1996
Kacee Crumpacker	1997
Jessica Falca	1997
Cari Rowe	1999
Danielle Jenkins	2000
Sarah Lockett	2000
Sarah Lockett	2001
Holly Lee	2001
Holly Lee	2002
Stephanie Belden	2002
Kiana Quolas	2013
Kiana Quolas	2014
Courtney Dean	2018


NFCA ALL-REGION THIRD TEAM

Morgan Noad	2016
Taty Forbes	2017

NFCA HONOREES UNDER KELLEY GREEN




2013-14: Kiana Quolas earned back-to-back Big South Pitcher of the Year honors. In that span, Quolas posted a 49-15 record, 1.62 ERA, a no-hitter and 349 strikeouts in 408.2 innings.



2016: Morgan Noad earned NFCA All-Region third team honors stellar senior season as she became the Big South and Coastal Carolina all-time career home run (75) and RBI leader (217). Noad was also honored as the Big South Player of the Year in 2016.



2017: Taty Forbes led the Sun Belt Conference in hitting with a .406 batting average playing in 51 games. Her 67 hits placed her fourth in the conference while her 35 stolen bases were second. For the season the outfielder had a .438 on-base percentage and a .448 slugging percentage.



2018: Courtney Dean became the first freshman in school history to be selected to an NFCA All-Region team. In her first season she was selected to the NFCA-All Region Second Team as well as a first team all conference. Dean concluded the 2018 season in the top ten of six different offensive categories of the Sun Belt. The North Carolina native had a .345 batting average, second with 15 home runs, third with 39 runs batted in, tied for second with three triples, and second with marks of 104 total bases and a .717 slugging percentage.

ALL-CONFERENCE/POST-SEASON HONORS

BIG SOUTH REGULAR SEASON CHAMPIONS

Jess Dannelly	1990
Jess Dannelly	1992
Jess Dannelly	2001
Jess Dannelly	2002
Jess Dannelly	2003
Jess Dannelly	2006
Kelley Green	2013
Kelley Green	2014

BIG SOUTH TOURNAMENT CHAMPIONS

Jess Dannelly	1992
Jess Dannelly	1998
Jess Dannelly	2000
Jess Dannelly	2001
Jess Dannelly	2006
Kelley Green	2012

BIG SOUTH PLAYER OF THE YEAR

Michelle Hall	1992
Michelle Hall	1993
Sara Graziano	1994
Sarah Lockett	2001
Stephanie Belden	2002
Holly Lee	2003
Meagen Johnson	2006
Morgan Noad	2016

BIG SOUTH PITCHER OF THE YEAR

Kiana Quolas	2013
Kiana Quolas	2014

BIG SOUTH ROOKIE/FRESHMAN OF THE YEAR

Sara Norwood	1994
Jessica Falca	1996
Holly Lee	2000
Christine Doyle	2003
Jazmin Daigle	2010
Kory Hayden	2012
Taty Forbes	2016

BIG SOUTH SCHOLAR-ATHLETE OF THE YEAR

Sarah Lockett	2000
Sarah Lockett	2001
Danielle Jenkins	2002
Morgan Tolleson	2003
Meagen Johnson	2006
Mackenzie Conrad	2016

BIG SOUTH COACH OF THE YEAR

Jess Dannelly	1989
Jess Dannelly	1991
Jess Dannelly	1992
Jess Dannelly	1994
Jess Dannelly	2000
Jess Dannelly	2003
Jess Dannelly	2006
Kelley Green	2014

ALL-BIG SOUTH

Sandy Cartrete, OF	1987	(one team)
Joy Owens, P	1987	(one team)

Carol Buczek, P	1988	(one team)
Becky Hill, OF	1988	(oneteam)
Linda Richards, SS	1988	(one team)

Debbie Cornell, C	1989	(one team)
Suzette Stone, IF	1989	(one team)
Tina Williamson, OF	1989	(one team)

Michelle Byrd, C	1990	(one team)
Michelle Hall,	1990	(one team)

Michelle Romano, OF	1990	(one team)
Suzette Stone, 1B	1990	(one team)

Michelle Byrd, 1B	1991	(one team)
Michelle Hall	1991	(one team)
Jami Long, OF	1991	(one team)
Michelle Minton	1991	(one team)
Beth Park, DH	1991	(one team)

Michelle Hall, P	1992	(one team)
Jennifer Bolebruch	1992	(one team)

Dee Craft, LF	1993	(one team)
Sara Graziano, LF	1993	(one team)
Michelle Hall, P/DH	1993	(one team)
Michelle Minton	1993	(one team)
Beth Park, C	1993	(one team)

Sara Graziano, 3B	1994	(one team)
Sherry Johnson, 1B	1994	(one team)
Michelle Minton, 2B	1994	(one team)
Sara Norwood, P	1994	(one team)

Sherry Johnson, 1st	1995	1st Team
Jill Friedman, 3B	1995	2nd Team
Tracy Russ, P	1995	2nd Team
Natasha Walker, OF	1995	2nd Team

Jessica Falca, OF	1996	1st Team
Jill Friedman, 3B	1996	1st Team
Tracy Russ, P	1996	1st Team
Kacee Crumpacker, SS	1996	2nd Team
Jennifer Zaeske, 2B	1996	2nd Team

Kacee Crumpacker, SS	1997	1st Team
Jessica Falca, 2B	1997	2nd Team
Jill Friedman, 3B	1997	2nd Team
B.J. Kemmerlin, 1B	1997	2nd Team
Cari Rowe, OF	1997	2nd Team

Kacee Crumpacker, SS	1998	1st Team
Jessica Falca, 2B	1998	1st Team
Cari Rowe, OF	1998	2nd Team
Leslie Steele, C	1998	2nd Team

Jessica Falca, SS	1999	1st Team
Cari Rowe, OF	1999	1st Team
Sarah Lockett, OF	1999	2nd Team

Lisa Anastasio, 2B	2000	1st Team
Danielle Jenkins, OF	2000	1st Team
Holly Lee, 1B	2000	1st Team
Sarah Lockett, 3B	2000	1st Team
Amy O'Neil, OF	2000	1st Team
Lauren Yates, P	2000	1st Team
Stephanie Belden, P	2000	2nd Team
Sara Thompson, SS	2000	2nd Team

Holly Lee, OF	2001	1st Team
Sarah Lockett, 3B	2001	1st Team
Kristie Pulchinski, DH	2001	1st Team
Sara Thompson, 2B	2001	1st Team
Danielle Jenkins, P	2001	2nd Team
Kimberly Josephson, OF	2001	2nd Team

Stephanie Belden, P	2002	1st Team
Danielle Jenkins, DH	2002	1st Team
Kimberly Josephson, OF	2002	1st Team
Kelli Julg, SS	2002	1st Team
Holly Lee, 2B	2002	1st Team
Jennifer Schmidt, 1B	2002	2nd Team
Lauren Yates, P	2002	2nd Team

Christine Doyle, P	2003	1st Team
Kimberly Josephson, OF	2003	1st Team
Kelli Julg, SS	2003	1st Team
Holly Lee, OF	2003	1st Team
Morgan Tolleson, DP	2003	1st Team
Amanda DeGrendele, 1B	2003	2nd Team

Sara Hostetler, 3B	2004	1st Team
Kristina Sheppard, 2B	2004	2nd Team

Sara Hostetler, 3B	2005	1st Team
Meagen Johnson, DP	2005	1st Team
Kimberly Cillis, 2B	2005	2nd Team

Christine Doyle, P	2006	1st Team
Sara Hostetler, 3B	2006	1st Team
Kelly Feely, OF	2006	1st Team
Meagen Johnson, DP	2006	1st Team
Danyelle Gerdt, OF	2006	2nd Team
Kristina Sheppard, 2B	2006	2nd Team

Kristina Sheppard, UTL	2007	1st Team
Allison Cantrell, 2B	2007	2nd Team
Danyelle Gerdt, OF	2007	2nd Team

Verity Long-Droppert, UT	2008	2nd Team
--------------------------	------	----------

Mecaela Ballard, OF	2009	2nd Team
Michelle Evans, 3B	2009	2nd Team
Kelsey Riffel, 2B	2009	2nd Team

Cacia Pierre, DH	2010	1st Team
Jazmin Daigle, SS	2010	2nd Team

Chelsea Pineda, C	2011	2nd Team
-------------------	------	----------

Kory Hayden, 3B	2012	1st Team
Sarah Maples, UT	2012	1st Team
Kiana Quolas, P	2012	1st Team

Kory Hayden, 3B	2013	1st Team
Kiana Quolas, P	2013	1st Team
Ashley Bagwell, P	2013	2nd Team

Ashley Bagwell, P	2014	1st Team
Bri Chiusano, OF	2014	1st Team
Kory Hayden, 3B	2014	1st Team
Morgan Noad, DP	2014	1st Team
Kiana Quolas, P	2014	1st Team
Amanda Daneker, C	2014	2nd Team
Sara Rasley, 1B	2014	2nd Team

Bri Chiusano, OF	2015	1st Team
Kory Hayden, 3B	2015	1st Team
Morgan Noad, DP	2015	1st Team
Amanda Daneker, C	2015	2nd Team
Kiana Quolas, P	2015	2nd Team

Morgan Noad, C	2016	1st Team
Taty Forbes, OF	2016	1st Team
Bri Chiusano, OF	2016	1st Team
Kelsey Dominik, UTL	2016	1st Team
Mackenzie Conrad, 1B	2016	2nd Team
Annie Robinson, DP	2016	2nd Team

BIG SOUTH ALL-FRESHMAN TEAM

Bri Chiusano, OF	2013	All-Fresh
Morgan Noad	2013	All-Fresh

Amanda Daneker	2014	All-Fresh
----------------	------	-----------

Kailey Mellen	2015	All-Fresh
Annie Robinson	2015	All-Fresh

Taty Forbes	2016	All-Fresh
-------------	------	-----------

BIG SOUTH ALL-TOURNAMENT

Joy Owens	1988
Linda Richards	1988
Suzette Stone	1988

Debbie Cornell	1989
Dee Craft	1989
Kim Gayan	1989

ALL-CONFERENCE/POST-SEASON HONORS

Becky Hill 1989
Jennifer Raiffe 1989
Suzette Stone 1989

Michelle Hall 1990
Jami Long 1990
Michelle Romano 1990

Michelle Hall 1991
Michelle Byrd 1991
Dee Craft 1991
Michelle Minton 1991

Jennifer Bolebruch 1992
Michelle Hall 1992
Lori Meador 1992
Michelle Minton 1992
Shannon Montgomery 1992
Beth Park 1992
Rachael Ray 1992

Sara Graziano 1993

Sara Graziano 1994
Michelle Minton 1994

Sherry Johnson 1995

Jill Friedman 1996
Tracy Russ 1996

Jill Friedman 1997
Leslie Steele 1997

Jessica Falca 1998

Jessica Falca 1999
Cari Rowe 1999
Lauren Yates 1999

Danielle Jenkins 2000
Amy O'Neil 2000
Kristie Pulchinski 2000
Lauren Yates 2000

Karlye Fortune 2001
Danielle Jenkins 2001
Holly Lee 2001
Sarah Lockett 2001

Jennifer Schmidt 2002
Lauren Yates 2002

Christine Doyle 2003
Kelly Feely 2003
Kimberly Josephson 2003

Delane Grainger 2004
Brittany Nelson 2004

Allison Cantrell 2005
Meagen Johnson 2005

Christine Doyle 2006
Kelly Feely 2006
Sara Hostetler 2006
Glynn Tolleson 2006

Allison Cantrell 2007
Glynn Tolleson 2007

Verity Long-Droppert 2008

Stacy Snellings 2010

Ashley Bagwell 2011
Stacy Snellings 2011

Ashley Bagwell 2012

Brooke Donovan 2012
Sarah Maples 2012
Kiana Quolas 2012

Morgan Noad 2013
Jessie Winans 2013

Morgan Noad 2014
Kiana Quolas 2014
Sara Rasley 2014

ALL-SUN BELT

Taty Forbes, OF 2017 1st Team

Courtney Dean, OF 2018 1st Team

Kaitlin Beasley-Polko, P 2019 2nd Team
Courtney Dean, OF 2019 2nd Team
Taylor Sweigart, 2B 2019 2nd Team

SUN BELT ALL-TOURNAMENT

Natalie David 2019
Ashley Guillette 2019
Kassidy Smith 2019

SINGLE SEASON RECORDS

BATTING RECORDS

BATTING AVERAGE (MIN. 100 AB)		
1.	.589	Sara Graziano 1994
2.	.497	Jessica Falca 1999
3.	.490	Michelle Minton 1993
4.	.481	Michelle Minton 1994
5.	.479	Taty Forbes 2016
6.	.463	Kacee Crumppacker 1998
7.	.457	Michelle Minton 1992
8.	.453	Sherry Johnson 1995
9.	.443	Sherry Johnson 1994
10.	.442	Jessica Falca 1998

AT BATS		
1.	217	Taty Forbes 2016
2.	204	Bri Chiusano 2016
3.	203	Jessica Falca 1997
4.	199	Jessica Falca 1998
	199	Jessica Falca 1999
	199	Sarah Maples 2012
7.	198	Sarah Lockett 2000
8.	194	Kristie Pulchinski 1994
9.	190	Jessica Falca 1996
10.	189	Sara Hostetler 2006
	189	Michelle Minton 1994

HITS		
1.	104	Taty Forbes 2016
2.	103	Sara Graziano 1994
3.	99	Jessica Falca 1999
4.	91	Michelle Minton 1994
5.	88	Jessica Falca 1998
6.	86	Bri Chiusano 2016
7.	82	Sherry Johnson 1995
	82	Sherry Johnson 1994
9.	78	Jessica Falca 1997
10.	76	Jessica Falca 1996
	76	Kacee Crumppacker 1998

DOUBLES		
1.	27	Sherry Johnson 1994
2.	21	Kacee Crumppacker 1998
	21	Sherry Johnson 1995
4.	17	Lisa Anastasio 2000
	17	Sara Graziano 1994
	17	Sarah Lockett 2000
7.	16	Sherry Johnson 1992
	16	Sarah Lockett 1999
9.	15	Cari Rowe 1998
10.	14	Kiana Quolas 2013
	14	Michelle Hall 1992

TRIPLES		
1.	10	Sara Graziano 1993
2.	8	Cindy Ritter 1994
3.	7	Sara Graziano 1994
4.	6	Linda Olson 1990
	6	Sherry Johnson 1994
	6	Rachel Ray 1992
	6	Linda Richards 1988
	6	Cindy Ritter 1994
	6	Susette Stone 1990
9.	5	Kacee Crumppacker 1995
	5	Kacee Crumppacker 1997
	5	Danyelle Gerds 2006
	5	Sherry Johnson 1993
	5	Sherry Johnson 1992

HOME RUNS		
1.	23	Morgan Noad 2016
2.	22	Morgan Noad 2015
3.	20	Meagen Johnson 2006
4.	18	Kory Hayden 2014
5.	16	Kelsey Dominik 2016
6.	15	9 Players Tied

RUNS BATTED IN		
1.	84	Sara Graziano 1994
2.	79	Sherry Johnson 1994
3.	72	Morgan Noad 2016
4.	57	Morgan Noad 2015
5.	56	Meagen Johnson 2006
6.	55	Kory Hayden 2014
7.	55	Sara Graziano 1993
8.	52	Kelsey Dominik 2016
9.	50	Sarah Lockett 1999
10.	49	Morgan Noad 2014
	49	Mackenzie Conrad 2016

RUNS		
1.	71	Sara Graziano 1994
2.	69	Michelle Minton 1994
3.	61	Bri Chiusano 2016
4.	58	Taty Forbes 2016
5.	55	Bri Chiusano 2014
6.	52	Jessica Falca 1999
7.	49	Jessica Falca 1998
	49	Morgan Noad 2015
	49	Kassidy Smith 2019
10.	48	Michelle Minton 1991

STOLEN BASES		
1.	56	Jessica Falca 1996
	56	Jessica Falca 1999
3.	51	Jessica Falca 1998
4.	48	Bri Chiusano 2014
5.	39	Bri Chiusano 2015
6.	35	Taty Forbes 2017
7.	33	Jessica Falca 1997
8.	29	Bri Chiusano 2013
	29	Bri Chiusano 2016
10.	27	Michelle Minton 1991

WALKS		
1.	43	Kassidy Smith 2019
2.	37	Kory Hayden 2012
	37	Morgan Noad 2016
4.	36	Kassidy Smith 2018
	36	Bri Chiusano 2014
6.	35	Meagen Johnson 2006
	35	Stacy Snellings 2009
8.	34	Brooke Donovan 2012
	34	Holly Lee 2003
	34	Jennifer Bolebruch 1994

HIT BY PITCH		
1.	18	Kassidy Smith 2019
2.	12	Kailey Mellen 2017
	12	Kiana Quolas 2015
4.	11	Kassidy Smith 2018
	11	Vertiy Long-Droppert 2008
6.	10	Susette Stone 1990
7.	9	Kassidy Smith 2017
8.	8	Amanda Daneker 2017
9.	7	5 Players Tied

SACRIFICE HITS		
1.	28	Cari Rowe 1998
2.	27	Britany Birnbaum 2008
3.	26	Rachel Ray 1992
	26	Sara Thompson 2003
5.	21	Jill Friedman 1997
6.	20	Susie Benton 1993
	20	Jill Friedman 1996
	20	Beth Park 1991
9.	19	Kelli Julg 2002
10.	18	Cindy Ritter 1994
	18	Jennifer Bolebruch 1993

SACRIFICE FLIES		
1.	5	Kory Hayden 2012
	5	Morgan Noad 2015
3.	4	Kailey Mellen 2017
	4	Kory Hayden 2013
	4	Cacia Pierre 2013
	4	Kory Hayden 2014
6.	3	9 Players Tied

SLUGGING PERCENTAGE		
1.	1.006	Sara Graziano 1994
2.	.894	Meagen Johnson 2006
3.	.835	Morgan Noad 2015
4.	.834	Sherry Johnson 1994
5.	.806	Morgan Noad 2016
6.	.794	Sara Graziano 1993
7.	.768	Sherry Johnson 1995
8.	.757	Sarah Lockett 2001
9.	.750	Kacee Crumppacker 1998
10.	.717	Courtney Dean 2018

ON-BASE PERCENTAGE (MIN. 100 AB)		
1.	.644	Sara Graziano 1994
2.	.541	Michelle Minton 1994
3.	.536	Kacee Crumppacker 1998
4.	.530	Sara Graziano 1993
5.	.524	Michelle Minton 1993
6.	.514	Jessica Falca 1999
7.	.511	Meagen Johnson 2006
8.	.505	Bri Chiusano 2014
9.	.498	Jessica Falca 1999

10.	.498	Morgan Noad 2016
-----	------	------------------

GAMES PLAYED		
1.	65	Kimberly Josephson 2000
	65	Sarah Lockett 2000
	65	Amy O'Neil 2000
4.	64	Brooke Donovan 2012
	64	Sarah Maples 2012
6.	63	Sherry Johnson 1992
	63	Holly Lee 2000
8.	62	9 Players Tied

INNINGS PITCHED		
1.	327.2	Michelle Hall 1991
2.	246.2	Michelle Hall 1990
3.	244.1	Michelle Hall 1992
4.	230.2	Lauren Yates 2000
5.	227.2	Michelle Hall 1993
6.	216.2	Kiana Quolas 2012
7.	213.2	Kiana Quolas 2014
8.	213.0	Kiana Quolas 2013
9.	211.2	Sara Norwood 1994
10.	208.1	Ashley Frederick 2010

PITCHING RECORDS

APPEARANCES		
1.	55	Michelle Hall 1991
2.	45	Kaitlin Beasley-Polko 2019
3.	42	Michelle Hall 1990
4.	41	Sara Norwood 1994
5.	40	Michelle Hall 1992
5.	39	Ashley Guillette 2019
	39	Kiana Quolas 2012
	39	Lauren Yates 2000
	39	Kelsey Dominik 2016
8.	38	Christine Doyle 2006
	38	Ashley Frederick 2007
	38	Kiana Quolas 2013

COMPLETE GAMES		
1.	43	Michelle Hall 1991
2.	35	Michelle Hall 1992
3.	32	Lauren Yates 2000
	32	Michelle Hall 1993
5.	30	Michelle Hall 1990
6.	29	Kiana Quolas 2014
7.	28	Sara Norwood 1994
8.	27	Kiana Quolas 2012
9.	24	Christine Doyle 2003
10.	23	4 Players Tied

LOWEST EARNED RUN AVERAGE (MIN. 50IP)		
1.	.94	Christine Doyle 2004
2.	1.01	Michelle Hall 1993
3.	1.03	Michelle Hall 1991
4.	1.05	Michelle Hall 1990
5.	1.29	Christine Doyle 2004
	1.29	Michelle Hall 1992
	1.29	Kiana Quolas 2014
7.	1.34	Julie Marcus 1992
8.	1.35	Christine Doyle 2003
9.	1.46	Lauren Yates 2000

WINS		
1.	32	Michelle Hall 1991
2.	27	Kiana Quolas 2014
3.	25	Michelle Hall 1993
4.	24	Michelle Hall 1990
	24	Kiana Quolas 2012
6.	23	Michelle Hall 1992
	23	Kaitlin Beasley-Polko 2019
7.	22	Sara Norwood 1994
	22	Kiana Quolas 2013
9.	20	Christine Doyle 2003
	20	Christine Doyle 2006

SAVES		
1.	5	Michelle Hall 1991
	5	Sara Norwood 1994
	5	Kaitlin Beasley-Polko 2019
4.	4	Ashley Guillette 2017
5.	3	Ashley Guillette 2019
	3	Ashley Guillette 2018
	3	Kaitlin Beasley-Polko 2018
	3	Mackenzie Conrad 2016
	3	Ashley Frederick 2007
	3	Christine Doyle 2006
	3	Stephanie Belden 2000

STRIKEOUTS		
1.	217	Michelle Hall 1991
2.	205	Sara Norwood 1994
3.	198	Kiana Quolas 2014
4.	186	Ashley Guillette 2017
5.	176	Michelle Hall 1992
	176	Michelle Hall 1990
7.	172	Kaitlin Beasley-Polko 2019
	172	Ashley Bagwell 2011
9.	169	Michelle Hall 1993
10.	164	Ashley Bagwell 2012

CAREER RECORDS

BATTING RECORDS

BATTING AVERAGE (Min. 200 AB)

1.	.522	Sara Graziano	1993-94
2.	.458	Michelle Minton	1991-94
3.	.448	Taty Forbes	2016-17
4.	.431	Jessica Falca	1996-99
5.	.396	Kacee Crumpacker	1995-98
6.	.377	Bri Chiusano	2013-16
7.	.374	Sarah Lockett	1999-01
8.	.370	Sherry Johnson	1992-95
9.	.347	Holly Lee	2000-03
10.	.340	Meagen Johnson	2005-06

AT BATS

1.	791	Jessica Falca	1996-99
2.	726	Bri Chiusano	2013-16
3.	711	Sarah Maples	2009-12
4.	710	Cari Rowe	1996-99
5.	699	Sherry Johnson	1992-95
6.	672	Michelle Minton	1991-94
7.	671	Kiana Quolas	2012-15
8.	664	Kory Hayden	2012-15
9.	652	Morgan Noad	2013-16
10.	649	Brooke Donovan	2011-14

HITS

1.	341	Jessica Falca	1996-99
2.	308	Michelle Minton	1991-94
3.	274	Bri Chiusano	2013-16
4.	259	Kacee Crumpacker	1995-98
5.	258	Sherry Johnson	1992-95
6.	221	Kory Hayden	2012-15
7.	217	Kimberly Josephson	2000-03
8.	211	Morgan Noad	2013-16
9.	205	Holly Lee	2000-03
10.	202	Sarah Maples	2008-12

DOUBLES

1.	76	Sherry Johnson	1992-95
2.	44	Sarah Lockett	1999-01
3.	42	Kacee Crumpacker	1995-98
42		Cari Rowe	1996-99
4.	38	Sara Hostetler	2003-06
5.	36	Sarah Maples	2009-12
6.	34	Brooke Donovan	2011-14
34		Kory Hayden	2012-15
8.	33	Jazmin Daigle	2010-13
33		Michelle Hall	1990-93
33		Kiana Quolas	2012-15

TRIPLES

1.	19	Sherry Johnson	1992-95
2.	17	Sara Graziano	1993-94
3.	13	Kacee Crumpacker	1995-98
4.	12	Beth Park	1991-94



Holly Lee (2000-03) helped the Lady Chants to back-to-back NCAA Tournament appearances in 2000 and 2001. She wrapped up her career as the all-time home run leader with 44 and second in RBI with 161. Lee also registered the seventh-best career batting average with a .347 career clip. She was a four-time First Team All-Conference selection.

5.	11	Michelle Minton	1991-94
11		Bri Chiusano	2013-16
7.	10	Kimberly Josephson	2000-03
10		Rachel Ray	1992-93
10		Susette Stone	1988-90

HOME RUNS

1.	75	Morgan Noad	2013-16
2.	61	Kory Hayden	2012-15
3.	44	Holly Lee	2000-03
4.	37	Kassidy Smith	2017-
37		Sarah Lockett	1999-01
6.	31	Sherry Johnson	1992-95
7.	28	Courtney Dean	2018-
8.	27	Kiana Quolas	2012-15
27		Sara Rasley	2012-15
27		Kelsey Dominik	2015-16
9.	25	Alexis Alvino	2016-19
10.	24	Cacia Pierre	2009-13

RBI

1.	217	Morgan Noad	2013-16
2.	194	Sherry Johnson	1992-95
3.	189	Kory Hayden	2012-15
4.	161	Holly Lee	2000-03
5.	139	Sara Graziano	1993-94
6.	129	Cari Rowe	1996-99
7.	125	Michelle Hall	1990-93
8.	124	Sarah Lockett	1999-01
9.	117	Kiana Quolas	2012-15
10.	115	Kacee Crumpacker	1996-98

RUNS

1.	208	Bri Chiusano	2013-16
2.	194	Michelle Minton	1991-94
3.	193	Jessica Falca	1996-99
4.	153	Morgan Noad	2013-16
5.	133	Sherry Johnson	1992-95
6.	130	Kory Hayden	2012-15
7.	120	Jill Friedman	1994-97
8.	118	Holly Lee	2000-03
9.	114	Beth Park	1991-94
10.	113	Jennifer Bolebruch	1990-93

STOLEN BASES

1.	196	Jessica Falca	1996-99
2.	145	Bri Chiusano	2013-16
3.	77	Michelle Minton	1991-94
4.	53	Taty Forbes	2016-17
5.	48	Ashley Pisone	2008-11
6.	45	Courtney Howell	2011-14
7.	36	Susette Stone	1988-90
8.	34	Mecaela Ballard	2008-10
9.	30	Jennifer Bolebruch	1990-93
10.	28	Jessie Winans	2011-14
28		Kimberly Josephson	2000-03

WALKS

1.	116	Kory Hayden	2012-15
2.	115	Jennifer Bolebruch	1990-93
3.	108	Bri Chiusano	2013-16
4.	106	Kassidy Smith	2017-
5.	103	Morgan Noad	2013-16
6.	97	Stacy Snellings	2009-12
7.	95	Brooke Donovan	2011-14
8.	94	Jessie Winans	2011-14
9.	80	Sara Hostetler	2003-06
10.	78	Sara Thompson	1999-03

HIT BY PITCH

1.	38	Kassidy Smith	2017-
2.	29	Kiana Quolas	2012-15
3.	27	Kailey Mellen	2015-18
4.	20	Morgan Noad	2013-16
5.	17	Amanda Daneker	2014-17
6.	14	Stacy Snellings	2009-12
14		Kory Hayden	2012-15
7.	12	Taylor Sweigart	2018-
8.	11	Michelle Evans	2008-11
11		Sarah Lockett	1999-01
11		Susette Stone	1988-90

SACRIFICE HITS

1.	54	Sara Thompson	1999-03
54		Cari Rowe	1996-99
3.	50	Dee Craft	1989-92
50		Jill Friedman	1994-97
5.	47	Kiana Quolas	2012-15
47		Beth Park	1991-94
7.	44	Brittany Birnbaum	2006-09
8.	42	Kelli Julg	2000-03

9.	41	Jennifer Bolebruch	1990-93
10.	38	Amy O'Neill	1998-00

SLUGGING PERCENTAGE

(min. 200 AB)

1.	.911	Sara Graziano	1993-94
2.	.724	Morgan Noad	2013-16
3.	.685	Courtney Dean	2018-
3.	.682	Meagen Johnson	2003-06
4.	.679	Sarah Lockett	1999-01
5.	.665	Sherry Johnson	1992-95
6.	.660	Kory Hayden	2012-15
7.	.625	Holly Lee	2000-03
8.	.620	Annie Robinson	2015-16
9.	.612	Kacee Crumpacker	1995-98
10.	.579	Kassidy Smith	2017-

ON-BASE PERCENTAGE

(min. 200 AB)

1.	.592	Sara Graziano	1993-94
2.	.503	Michelle Minton	1991-94
3.	.470	Jessica Falca	1996-99
4.	.467	Kacee Crumpacker	1995-98
5.	.463	Bri Chiusano	2013-16
.463		Taty Forbes	2016-17
7.	.457	Meagen Johnson	2003-06
8.	.450	Sarah Lockett	1999-01
9.	.444	Kassidy Smith	2017-
10.	.433	Kory Hayden	2012-15

GAMES PLAYED

1.	234	Brooke Donovan	2011-14
234		Kory Hayden	2012-15
3.	233	Sarah Maples	2009-12
233		Amy O'Neill	1997-00
5.	231	Morgan Noad	2013-16
6.	230	Sherry Johnson	1992-95
8.	229	Kiana Quolas	2012-15
229		Leslie Steele	1995-98
10.	227	Bri Chiusano	2013-16
227		Cari Rowe	1996-99
227		Jessica Falca	1996-99

PITCHING RECORDS

APPEARANCES

1.	174	Michelle Hall	1990-93
2.	144	Kiana Quolas	2012-15
3.	141	Ashley Guillette	2016-19
4.	132	Ashley Frederick	2007-10
5.	122	Ashley Bagwell	2011-14
6.	108	Sara Norwood	1994-98
7.	107	Lauren Yates	1999-02
8.	102	Vicki Dulaney	1996-99
9.	99	Brittany Nelson	2003-06
99		Katelin Edwards	2008-11
10.	92	Stephanie Belden	1999-02

COMPLETE GAMES

1.	140	Michelle Hall	1990-93
2.	101	Kiana Quolas	2012-15
3.	75	Sara Norwood	1994-98
4.	70	Vicki Dulaney	1996-99
5.	62	Lauren Yates	1999-02
62		Ashley Bagwell	2011-14
62		Ashley Frederick	2007-10
8.	51	Tracey Russ	1994-97
9.	48	Christine Doyle	2003-06
10.	42	Ashley Guillette	2016-19
42		Stephanie Belden	1999-02

EARNED RUN AVERAGE

(Min. 50 IP)

1.	1.09	Michelle Hall	1990-93
2.	1.34	Julie Marcus	1992
3.	1.44	Christine Doyle	2003-06
4.	1.66	Meagen Johnson	2005-06
1.66		Joy Owens	1988
6.	1.90	Lauren Yates	1999-02
7.	2.05	Kiana Quolas	2012-15
8.	2.17	Sara Norwood	1994-98
9.	2.23	Becky Hill	1988-89
10.	2.30	Carole Buzcek	1988-89

WINS

1.	104	Michelle Hall	1990-93
2.	91	Kiana Quolas	2012-15
3.	57	Ashley Bagwell	2011-14
4.	56	Sara Norwood	1994-98
5.	54	Ashley Guillette	2016-19
6.	46	Vicki Dulaney	1996-99

46		Lauren Yates	1999-02
7.	45	Christine Doyle	2003-06
8.	43	Ashley Frederick	2007-10
9.	40	Stephanie Belden	1999-02
10.	39	Brittany Nelson	2003-06

SAVES

1.	11	Ashley Guillette	2016-19
2.	10	Michelle Hall	1990-93
3.	8	Kaitlin Beasley-Polko	2018-
4.	6	Stephanie Belden	1999-02
6		Ashley Frederick	2007-10
5.	5	Sara Norwood	1994-98
7.	4	Christine Doyle	2003-06
8.	3	Ashley Bagwell	2011-14
3		Lauren Yates	1999-02
3		Mackenzie Conrad	2015-16
3		Morgan Mastriana	2012-14

STRIKEOUTS

1.	738	Michelle Hall	1990-93
2.	638	Ashley Bagwell	2011-14
3.	590	Kiana Quolas	2012-15
4.	586	Ashley Guillette	2016-19
5.	458	Ashley Frederick	2007-10
6.	447	Sara Norwood	1994-98
7.	346	Christine Doyle	2003-06
8.	329	Brittany Nelson	2003-06
9.	324	Vicki Dulaney	1996-99
10.	323	Lauren Yates	1999-02

INNINGS PITCHED

1.	1046.1	Michelle Hall	1990-93
2.	812.1	Kiana Quolas	2012-15
3.	663.1	Ashley Bagwell	2011-14
4.	652.1	Ashley Frederick	2007-10
5.	604.1	Ashley Guillette	2016-19
6.	602.2	Sara Norwood	1994-98
7.	596.1	Vicki Dulaney	1996-99
8.	551.1	Lauren Yates	1999-02
9.	465.1	Brittany Nelson	2003-06
10.	456.0	Christine Doyle	2003-06

ALL-TIME ROSTER

Key: Batter, (Years)— games played, hits-at bats, average, homeruns, rbi, stolen bases
Pitcher— appearances, wins-losses, era, saves, innings pitched, strikeouts

- A -

Sarah Allain (2002-03), 33g, 4-15, .267, 0 hr, 0 rbi, 1 sb
 Katey Allen (2003-06), 149g, 42-227, .185, 0 hr, 11 rbi, 25 sb
 Alexis Alvino (2016-19) — 224 g, 131-601, .218, 25 hr, 82 rbi, 16 sb
 Lisa Anastasio (1999-01) — 135 g, 115-387, .297, 4 hr, 63 rbi, 2 sb
 Michelle Andrews (1994-96) — 37 app, 16-8, 2.92 era, 156.0 ip, 60 k
 Michelle Andrews — 9 g, 1-1, 1.000, 0 hr, 0 rbi, 0 sb
 Becky Andrews (1990-91) — 86 g, 50-194, .258, 1 hr, 30 rbi, 2 sb

- B -

Ashley Bagwell (2011-2014) - 122 app, 57-40, 2.55 era, 652.1 ip, 638 k
 Brittany Bailey (2008-10) — 56 g, 5-36, .139, 0 hr, 3 rbi, 0 sb
 Mecaela Ballard (2008-10)- 162 g, 118-447, .264, 27 rbi, 34 sb
 Tiffany Barrett (1998) — 56 g, 25-134, .187, 1 hr, 14 rbi, 4 sb
 Debbie Beck (1983) — 10-41, .250, 0 hr, 4 rbi, 0 sb
 Stephanie Belden (1999-02) — 92 app, 37-30, 2.91 era, 431.1 ip, 146 k
 Stephanie Belden — 63 g, 24-121, .198, 4 hr, 18 rbi, 0 sb
 Ericka Bellet (1994-95) — 83 g, 57-182, .313, 0 hr, 24 rbi, 2 sb
 Missy Bembry (1992-93) — 82 g, 14-81, .173, 0 hr, 10 rbi, 2 sb
 Susie Benton (1993) — 50 g, 49-135, .363, 0 hr, 21 rbi, 6 sb
 Brittany Birnbaum (2006-09) — 174 g, 107-428, .250, 2 hr, 37 rbi
 Jennifer Bolebruch (1990-93) — 223 g, 160-607, .264, 0 hr, 52 rbi, 30 sb
 Kim Branson (1995-96) — 30 app, 15-10, 2.98 era, 152.2 ip, 79 k
 Kim Branson — 2 g, 0-1, .000, 0 hr, 0 rbi, 0 sb
 Jennifer Britton (2004) — 35 g, 4-52, .077, 0 hr, 2 rbi, 2 sb
 Cassidy Brzozowski (2015-2016) — 7 g, 1-2, .500, 0 hr, 0 rbi, 0 sb
 Angela Bucilli (2016-18) — 137g, 63-268, .235, 3hr, 21 rbi, 2 sb
 Mackenzie Budinger (2017-18) — 51 g, 19-116, .164, 3 hr, 15 rbi, 1 sb
 Carol Buczek (1988-89) — 41 app, 16-18, 2.30 era, 243.1 ip, 106 k
 Carol Buczek — 41 g, 18-102, .176, 1 hr, 16 rbi, 1 sb
 Michelle Byrd (1990-91) — 5 app, 0-3, 11.28 era, 18.0 ip, 0 k
 Michelle Byrd — 114 g, 93-337, .276, 2 hr, 40 rbi, 3 sb

- C -

Tabi Cain (2010-2011) — 18 g, 1-15, .067, 0 hr, 1 rbi, 0 sb
 Carol Camintz (1983) — 23-72, .319, 1 hr, 8 rbi, 3 sb
 Allison Cantrell (2005-08) — 166 g, 145-504, .288, 18 hr, 73 rbi, 4 sb
 Courtney Carlson (1991) — 20 g, 1-13, .077, 0 hr, 1 rbi, 0 sb
 Terri Chatham (1983) — 14 app, 6-6, 3.50 era, 81.2 ip, 39 k
 Terri Chatham — 23-69, .333, 1 hr, 6 rbi, 1 sb
 Bri Chiusano (2013-16) — 226 g, 274-723, .379, 2 hr, 41 rbi, 145 sb
 Kimberly Cillis (2004-07) — 189 g, 98-436, .225, 8 hr, 58 rbi, 1 sb
 Shannon Connors (2008-09)- 1g., 0-1, 0 hr, 0 rbi, 0 sb
 Mackenzie Conrad (2015-16) — 36 app, 7-5, 6.24 era, 75 ip, 58 k
 Mackenzie Conrad — 54 g, 53-156, .340, 8 hr, 12 rbi, 3 sb
 Debbie Cornell (1988-89) — 76 g, 58-230, .252, 2 hr, 20 rbi, 15 sb
 Dee Craft (1989-92) — 211 g, 115-512, .225, 0 hr, 36 rbi, 13 sb
 Dawn Crenshaw (1988) — 15 g, 4-31, .129, 0 hr, 1 rbi, 0 sb
 Tana Cropp (2013) — 3 g, 0-3, .000, 0 hr, 0 rbi, 0 sb
 Kacee Crumpacker (1995-98) — 230 g, 259-666, .389, 23 hr, 145 rbi, 21 sb

- D -

Chelsea D'Avilair (2016-19) — 147 g, 37-236, .157, 11 hr, 38 rbi, 0 sb
 Jazmin Daigle (2010-13) — 225 g, 191-636, .300, 16 hr, 97 rbi, 20 sb
 Gay Dailey (1983) — 10-48, .209, 1 hr, 6 rbi, 8 sb
 Amanda Daneker (2014-15, 17-18) — 149 g, 129-416, .310, 18 hr, 78 rbi, 1 sb
 Natalie David (2018-19) — 69 g, 51-202, .252, 14 hr, 37 rbi, 0 sb
 Christa Davis (1997-98) — 77 g, 31-183, .169, 1 hr, 23 rbi, 1 sb
 Amanda DeGrendele (2000-03) — 138 g, 62-284, .218, 2 hr, 24 rbi, 0 sb
 Morgan Dodd (2008-09) — 55 g, 23-122, .189, 3 hr, 16 rbi, 0 sb
 Kelsey Dominik (2015-16) — 67 app, 33-20, 4.34 era, 344.1 ip, 220 k
 Kelsey Dominik — 115 g, 85-321, .265, 27 hr, 81rbi, 0 sb
 Brooke Donovan (2011-14) - 234 g, 172-649, .265, 10 hr, 65 rbi, 25 sb
 Christine Doyle (2003-06) — 86 app, 45-23, 1.44 era, 456.0 ip, 346 k
 Christine Doyle — 61 g, 8-47, .170, 0 hr, 2 rbi, 0 sb
 Niki Douglas (1993-95) — 126 g, 41-174, .236, 4 hr, 27 rbi, 1 sb
 Jenny Dowling (1983) — 20-66, .303, 2 hr, 14 rbi, 2 sb
 Vicki Dulaney (1996-99) — 102 app, 46-43, 2.79 era, 596.1 ip, 324 k
 Zetta Dumkrieger (2000-01) — 66 g, 7-64, .109, 0 hr, 3 rbi, 0 sb
 Danica Dunkle (1998-99) — 36 g, 5-57, .088, 0 hr, 0 rbi, 1 sb

- E -

Donna Edgison (1983) — 22-79, .278, 0 hr, 8 rbi, 11 sb
 Katelin Edwards (2008-11) — 95 app., 21-40, 4.97 era, 353.1 ip, 235 k
 Heather Endrenyi (1995-96) — 68 g, 41-188, .218, 0 hr, 14 rbi, 2 sb
 Michelle Evans (2008-11) - 208 g, 157-579, .271, 18 hr, 70 rbi, 0 sb
 Michelle Evans 55 app., 9-23, 4.15 era, 210.2 ip., 143 k

- F -

Jessica Falca (1996-99) — 227 g, 341-791, .431, 1 hr, 49 rbi, 196 sb
 Lauren Fedorchak (2017-18) — 15 g, 0-0, .000, 0 hr, 0 rbi, 2 sb
 Kelly Feely (2003-06) — 176 g, 111-440, .252, 20 hr, 79 rbi, 0 sb
 Irene Finley (2003-06) — 94 g, 15-107, .140, 1 hr, 4 rbi, 2 sb
 Taty Forbes (2016-17) — 110 g, 171-382, .448, 1 hr, 36 rbi, 53 sb
 Karlye Fortune (2001-02) — 76 g, 54-204, .265, 6 hr, 35 rbi, 1 sb
 Ashley Frederick (2007-10) — 128 app., 42-55, 2.90 era, 648.1 ip, 449 k
 Ashley Frederick — 27 g, 1-16, .063, 1 hr, 1 rbi, 0 sb
 Addie Freeman (2009) — 3 g, 1-3, .333, 0 hr, 0 rbi, 0 sb
 Jill Friedman (1994-97) — 222 g, 192-637, .301, 1 hr, 84 rbi, 23 sb

- G -

Kim Gayon (1989-90) — 74 g, 37-162, .228, 0 hr, 11 rbi, 9 sb
 Ashley Gerdts (2005-07) — 125 g, 70-304, .230, 18 hr, 45 rbi, 2 sb
 Danyelle Gerdts (2004-07) — 76 app, 20-36, 3.37 era, 340.2 ip, 240 k
 Danyelle Gerdts — 191 g, 122-505, .242, 7 hr, 38 rbi, 27 sb
 Whitney Gibson (2006) — 13 g, 0-0, .000, 0 hr, 0 rbi, 1 sb
 Jenna Goldsack (2012-13) — 10 g, 1-9, .111, 0 hr, 2 rbi, 0 sb
 Paige Goldsack (2012-13) — 53 g, 22-88, .250, 4 hr, 15 rbi, 0 sb
 Delane Grainger (2004-05) — 105 g, 106-348, .304, 1 hr, 21 rbi, 17 sb

Sara Graziano (1993-94) — 19 app, 11-6, 2.45 era, 103.0 ip, 169 k

Sara Graziano — 109 g, 165-316, .522, 21 hr, 139 rbi, 9 sb
 Julie Greenhill (1996) — 6 g, 0-5, .000, 0 hr, 1 rbi, 0 sb
 Sandra Griffith (1988) — 5 g, 0-4, 0 hr, 0 rbi, 0 sb
 Ashley Guillette (2016-19) — 141 app, 54-38, 3.30 era, 11 sv, 604.1 ip, 586 k

- H -

Maicie Hahn (2013-2015) — 83 g, 19-95, .200, 3 hr, 4 rbi, 6 sb
 Michelle Hall (1990-93) — 174 app, 104-48, 1.09 era, 1,046.1 ip, 738 k
 Michelle Hall — 217 g, 174-593, .293, 15 hr, 125 rbi, 9 sb
 Tammy Hammer (1988) — 5 g, 2-4, .500, 0 hr, 0 rbi, 0 sb
 Payton Hanson (2017-19) — 72 g, 9-65, .138, 0 hr, 3 rbi, 10 sb
 Taylor Harris (2014-15) — 65 g, 10-55, .182, 0 hr, 4 rbi, 6 sb
 Lynee Hastings (2003-06) — 120 g, 38-245, .155, 2 hr, 15 rbi, 0 sb
 Tamara Hawkins (2011-12) - 82 g, 7-50, .140, 1 hr, 2 rbi, 3 sb
 Kory Hayden (2012-15) — 234 g, 221-664, .333, 61 hr, 189 rbi, 3 sb
 Becky Hill (1988-89) — 21 app, 8-10, 2.23 era, 116.0 ip, 43 k
 Becky Hill (1988-89) — 83 g, 77-249, .309, 1 hr, 43 rbi, 3 sb
 Debbie Hines (1988) — 6 g, 1-5, .200, 0 hr, 1 rbi, 0 sb
 Brittney Hollifield (2007) — 16 app, 4-7, 4.82 era, 65.1 ip, 42 k
 Brittney Hollifield — 1 g, 0-2, .000, 0 hr, 0 rbi, 0sb
 Cathy Honeycutt (1983) — 20-76, .263, 0 hr, 4 rbi, 12 sb
 Carla Hood (2004-07) — 177 g, 60-304, .197, 11 hr, 41 rbi, 0 sb
 Sara Hostetler (2003-06) — 218 g, 184-642, .287, 7 hr, 73 rbi, 14 sb
 Courtney Howell (2011-2014) - 130 g, 5-33, .152, 0 hr, 0 rbi, 45 sb
 Stacy Hughes (1988) — 21 g, 7-39, .179, 0 hr, 5 rbi, 0 sb
 Robyn Hvizdak (2002) — 19 g, 1-16, .062, 0 hr, 0 rbi, 0 sb

- I -

Lisa Ibbetson (1983) — 13 app, 8-6, 1.95 era, 104.1 ip, 59 k
 Lisa Ibbetson — 5-30, .167, 0 hr, 2 rbi, 0 sb
 Alicia Irwin (2007-08) — 106 g, 50-256, .195, 6 hr, 29 rbi, 1 sb

- J -

Laura Jackson (1983) — 13-28, .428, 0 hr, 4 rbi, 3 sb
 Danielle Jenkins (1999-02) — 71 app, 28-22, 2.33 era, 348.1 ip, 144 k
 Danielle Jenkins — 146 g, 87-327, .266, 5 hr, 44 rbi, 1 sb
 Emma Johnson (1983) — 2-12, .167, 0 hr, 8 rbi, 2 sb
 Meagen Johnson (2005-06) — 44 app, 18-7, 1.66 era, 185.1 ip, 179 k
 Meagen Johnson — 95 g, 84-245, .343, 22 hr, 72 rbi, 0 sb
 Megan Johnson (2010) — 16 app, 0-2, 8.59 era, 22.0 ip, 21 k
 Megan Johnson — 14 g, 1-5, .200, 0 hr, 0 rbi, 1 sb
 Sherry Johnson (1992-95) — 230 g, 258-697, .370, 31 hr, 194 rbi, 8 sb
 Kimberly Josephson (2000-03) — 216 g, 217-640, .339, 0 hr, 38 rbi, 28 sb
 Kelli Julg (2000-03) — 177 g, 99-368, .269, 7 hr, 54 rbi, 15 sb

- K -

Leslie Kalama (1993-94) — 72 g, 43-185, .232, 0 hr, 5 rbi, 0 sb
 Katie Kalasunas (2014) — 2 app, 0-0, 0.00 era, 3.0 ip, 4 k
 Katie Kalasunas — 19 g, 1-7, .143, 0 hr, 0 rbi, 1 sb
 Beth Kassuhn (2011-14) - 151 g, 13-85, .150, 0 hr, 3 rbi, 5 sb
 Bobby Jean Kemmerlin (1996-97) — 113 g, 77-316, .244, 7 hr, 53 rbi, 1 sb
 Suzanne Kimbrell (2002-03) — 83 g, 51-212, .241, 7 hr,

ALL-TIME ROSTER

Key: Batter, (Years)— games played, hits-at bats, average, homeruns, rbi, stolen bases
Pitcher— appearances, wins-losses, era, saves, innings pitched, strikeouts

26 rbi, 5 sb
Tracy Kirsch (1999-01) — 131 g, 71-311, .228, 1 hr, 38 rbi, 1 sb
Trish Kretchman (2004-07) — 35 app, 1-2, 2.89 era, 70.1 ip, 25 k
Trish Kretchman — 33 g, 3-35, .086, 1 hr, 7 rbi, 0 sb

- L -

Pam Leasure (1983) — 17-63, .270, 0 hr, 7 rbi, 6 sb
Holly Lee (2000-03) — 202 g, 205-590, .347, 44 hr, 161 rbi, 4 sb
Paige Lloyd (2012) — 10 g, 0-0, .000, 0 hr, 0 rbi, 0 sb
Sarah Lockett (1999-01) — 169 g, 190-508, .374, 37 hr, 124 rbi, 8 sb
Jami Long (1990-91) — 113 g, 100-324, .309, 2 hr, 61 rbi, 6 sb
Verity Long-Droppert (2008) — 60 g, 53-168, .315, 8hr, 29 rbi, 8 sb
Rebecca Lopes (2017-18) — 7 g, 0-0, .000, 0 hr, 0 rbi, 1 sb

- M -

Sarah Maples (2009-12) — 233 g, 199-711, .280, 8 hr, 69 rbi, 21 sb
Julie Marcus (1992) — 28 app, 15-13, 1.34 era, 182.2 ip, 89 k
Julie Marcus — 59 g, 35-141, .248, 0 hr, 8 rbi, 0 sb
Morgan Mastriana (2012-2014) — 33 app, 7-6, 2.52 era, 100.0 ip, 61 k
Kelly McCoy (2000-03) — 35 g, 8-53, .151, 1 hr, 6 rbi, 1 sb
Ivy McCranie (2009) — 32 app, 4-9, 3.92 era, 109.0 ip, 74 k
Dana McLaughlin (1999) — 4 g, 1-3, .333, 0 hr, 0 rbi, 0 sb
Kelsey McNaughton (2012) — 32 g, 0-2, .000, 0 hr, 0 rbi, 0 sb
Lori Meador (1990-93) — 198 g, 56-297, .189, 0 hr, 26 rbi, 10 sb
Dawn Medeiros (1989) — 15 g, 3-16, .188, 0 hr, 2 rbi, 0 sb
Kailey Mellen (2015-2018) — 196 g, 126-485, .260, 20 hr, 90 rbi, 10 sb
Diana Mendez (2004-06) — 54 g, 35-158, .222, 0 hr, 18 rbi, 0 sb
Michelle Minton (1991-94) — 199 g, 308-672, .458, 3 hr, 72 rbi, 77 sb
Shannon Montgomery (1992) — 62 g, 40-176, .227, 3 hr, 23 rbi, 4 sb
Tonya Moses (1991-92) — 63 g, 15-73, .205, 0 hr, 7 rbi, 2 sb
Kylie Mulholland (2014) — 18 g, 3-24, .125, 0 hr, 0 rbi, 1 sb

- N -

Brittany Nelson (2003-06) — 99 app, 39-32, 2.50 era, 465.1 ip, 329 k
Brittany Nelson — 134 g, 77-290, .266, 9 hr, 51 rbi, 0 sb
Michelle Newman (1993-94) — 56 g, 37-105, .352, 0 hr, 9 rbi, 11 sb
Morgan Noad (2013-16) — 230 g, 211-649, .325, 74 hr, 216 rbi, 18 sb
Sara Norwood (1994-95,97-98)—108 app, 56-35, 2.17 era, 602.2 ip, 446 k
Sara Norwood — 12 g, 2-6, .333, 0 hr, 2 rbi, 0 sb

- O -

Kasey Oliver (2014-15) — 67 g, 16-85, .229, 0 hr, 2 rbi, 4 sb
Linda Olson (1988-90) — 45 app, 18-14, 2.79 era, 237.2 ip, 63 k
Linda Olson — 47 g, 16-77, .208, 0 hr, 7 rbi, 1 sb
Amy O'Neil (1997-00) — 233 g, 166-624, .266, 0 hr, 74 rbi, 11 sb
Joy Owens (1988) — 17 app, 9-5, 1.66 era, 88.1 ip, 45 k
Joy Owens — 30 g, 22-84, .262, 1 hr, 11 rbi, 1 sb

- P -

Beth Park (1991-94) — 201 g, 170-565, .301, 2 hr, 106 rbi, 27 sb
Susan Parkinson (1998) — 11 app, 3-2, 4.51 era, 45.0 ip, 10 k
Ashley Pederson (2008)- 50 g, 12-98, .122, 2 hr, 7 rbi
Ashley Pederson - 35 app., 8-13, .122 era, 144.1 ip, 60 k
Olivia Piccirillo (2010) — 57 g, 19-124, .153, 3 hr, 6 rbi, 1 sb
Helene Piel (1983) — 8-30, .267, 0 hr, 2 rbi, 1 sb

Cacia Pierre (2009-13) — 217 g, 171-571, .299, 24 hr, 102 rbi, 0 sb
Chelsea Pineda (2011-12) - 120 g, 83-312, .266, 20 hr, 58 rbi, 3 sb
Ashley Pisone (2008-11)- 210 g, 95-403, .236, 59 rbi, 15 hr, 47 sb
Kristie Pulchinski (1998-01) — 190 g, 143-539, .265, 4 hr, 45 rbi, 13 sb
Kjersti Pratt (1991) — 17 app, 9-5, 3.29 era, 85.0 ip, 16 k
Kjersti Pratt — 17 g, 0-0, .000, 0 hr, 0 rbi, 0 sb
Alexandra Prattes (2002-05) — 100 g, 11-62, .177, 0 hr, 2 rbi, 2 sb

- Q -

Kiana Quolas (2012-15) — 143 app, 90-38, 2.63 era, 805.1 ip, 584 k
Kiana Quolas — 228 g, 198-667, .297, 27 hr, 117 rbi, 6 sb

- R -

Taylor Rahbach (2016-17) — 42 app, 14-11, 3.30 era, 163.1
Jennifer Raiffie (1989) — 34 g, 25-104, .240, 0 hr, 7 rbi, 0 sb
Sara Rasley (2012-15) — 217 g, 105-480, .219, 27 hr, 83 rbi, 9 sb
Rachel Ray (1992-93) — 101 g, 76-269, .283, 3 hr, 32 rbi, 9 sb
Kelly Reilly (1988) — 45 g, 32-121, .264, 0 hr, 11 rbi, 0 sb
Linda Richards (1988) — 48 g, 59-167, .353, 6 hr, 38 rbi, 5 sb
Crystal Richardson (1995) — 54 g, 28-126, .222, 0 hr, 6 rbi, 11 sb
Kelsey Riffel (2006-09) — 168 g, 78-346, .225, 4 hr, 56 rbi, 18 sb
Cindy Ritter (1994) — 58 g, 50-167, .299, 2 hr, 30 rbi, 14 sb
Annie Robinson (2015-16) — 88 g, 59-205, .312, 21 hr, 22 rbi, 0 sb
Michelle Romano (1988-90) — 131 g, 38-161, .269, 2 hr, 29 rbi, 7 sb
Cari Rowe (1996-99) — 227 g, 202-710, .285, 13 hr, 129 rbi, 16 sb
Tracey Russ (1994-97) — 75 app, 38-29, 2.55 era, 425.0 ip, 122 k
Tracey Russ — 67 g, 24-134, .179, 0 hr, 12 rbi, 0 sb

- S -

Samantha Sack (2018-19) - 95 g, 47-219, .215, 10 hr, 27 rbi, 0 sb
Nicole Saggiomo (2011-13) - 85 g, 9-43, .209, 0 hr, 1 rbi, 6 sb
Jennifer Schmidt (2001-02) — 90 g, 59-230, .257, 4 hr, 25 rbi, 3 sb
Taylor Schmidt (2018) — 13 app, 0-1, 5.20 era, 1 sv 33.2 ip, 13k
Kara Schwind (2001) — 42 g, 23-99, .232, 2 hr, 15 rbi, 0 sb
Jessica Scott (2008)- 11 g, 3-23, .131, 2 rbi, 3 sb
Keira Session (1996) — 26 g, 1-9, .111, 0 hr, 1 rbi, 5 sb
Kristina Sheppard (2004-07) — 202 g, 152-536, .284, 23 hr, 96 rbi, 1 sb
Crystal Sills (1995) — 20 g, 1-26, .038, 0 hr, 2 rbi, 1 sb
Haley Smith (1997) — 6 app, 1-0, 2.56 era, 13.2 ip, 4 k
Stacy Snellings (2009-12) — 197 g, 122-478, .255, 9 hr, 66 rbi, 3 sb
Leslie Steele (1995-98) — 229 g, 163-629, .259, 9 hr, 102 rbi, 3 sb
Devon Steiner (2015-16) — 32 g, 6-40, .150, 1 hr, 6 rbi, 12 sb
Susette Stone (1988-90) — 137 g, 103-362, .285, 2 hr, 47 rbi, 36 sb
Cass Stuart (2008-10) — 56 g, 12-82, .146, 2 hr, 7 rbi, 3 sb
Kim Sudowski (1995) — 31 g, 6-41, .146, 0 hr, 1 rbi, 0 sb

- T -

Penny Taylor (1994) — 46 g, 28-107, .262, 0 hr, 7 rbi, 1 sb
Sara Thompson (1999-03) — 172 g, 114-439, .260, 6 hr, 44 rbi, 1 sb
Tammi Thompson (1998-99) — 111 g, 71-322, .220, 0 hr, 21 rbi, 2 sb
Glynn Tolleson (2006-07) — 105 g, 65-264, .246, 9 hr, 20 rbi, 10 sb
Morgan Tolleson (2002-03) — 24 app, 9-9, 2.58 era, 108.2 ip, 85 k
Morgan Tolleson — 53 g, 29-112, .259, 1 hr, 15 rbi, 0 sb

Timi Tooley (2015-18) — 179 g, 95-363, 13 hr, 64 rbi, 5 sb
Alyssa Tornatore (2007-10) — 172 g, 74-360, .206, 1 hr, 35 rbi, 4 sb
Adriana Toro (2017) — 55 g, 51-85, .267, 7 hr, 38 rbi, 5 sb
Erika Trujillo (2006-07) — 49 g, 23-106, .217, 3 hr, 14 rbi, 4 sb
Allison Tyndall (1988) — 44 g, 21-108, .194, 0 hr, 10 rbi, 0 sb
Kara Vonatzski (2011) — 26 g, 0-0, .000, 0 hr, 0 rbi, 5 sb

- W -

Devin Wallace (2017) — 26 app, 6-4, 3.57 era, 68.2 ip, 63 k
Laicole Walker (2007-08) — 87 g, 45-212, .226, 1 hr, 6 rbi, 17 sb
Natasha Walker (1993-95) — 135 g, 95-318, .299, 5 hr, 53 rbi, 19 sb
Johanna Watson (1983) — 8-32, .250, 0 hr, 4 rbi, 0 sb
Brooke Weisbrod (1998-99) — 42 g, 23-90, .256, 4 hr, 18 rbi, 2 sb
Amy Weller (1998-01) — 185 g, 69-336, .205, 0 hr, 26 rbi, 5 sb
Suzanne Welty (1988) — 47 g, 37-137, .270, 2 hr, 19 rbi, 1 sb
Amanda Wiechowski (1995-97) — 148 g, 52-265, .196, 0 hr, 12 rbi, 8 sb
Tina Williamson (1988-91) — 167 g, 97-412, .235, 1 hr, 55 rbi, 8 sb
Olivia Williams (2008-11) — 84 g, 32-164, .195, 1 hr, 19 rbi, 0 sb
Jessie Winans (2011-2014) — 224 g, 118-536, .220, 21 hr, 83 rbi, 28 sb
Candra Witt (2007) — 4 g, 0-5, .000, 0 hr, 0 rbi, 0 sb

- Y -


Lauren Yates (1999-02) — 107 app, 46-35, 1.90 era, 551.1 ip, 323 k
Lauren Yates — 21 g, 6-27, .222, 2 hr, 5 rbi, 0 sb

- Z -

Jennifer Zaeske (1996-97) — 98 g, 67-246, .272, 0 hr, 17 rbi, 11 sb
Desiree Zaragoza (2011-14) - 32 g, 12-37, .324, 2 hr, 8 rbi, 0 sb

COASTAL CAROLINA HALL OF FAME

• The following players and coaches have helped lay the foundation of success for Coastal Carolina softball that includes six Big South titles, five NCAA Tournament appearances and one NIT appearance.



JESS DANNELLY
Head Coach - 1988-2009

Spent 22 years as head coach of the Chanticleers... Posted a career 669-544 (.551) record, the most all-time wins of any Coastal coach in any sport... Led the Chants to five Big South Conference Championships and four NCAA Regionals... Seven-time Big South Coach of the Year... 2000 National Fastpitch Coaches Association Regional Coaching Staff of the Year... Ranked 31st among active NCAA coaches when retired... Also spent three years as assistant baseball coach at Coastal.




MEAGEN JOHNSON
2005-06

Inducted to the Coastal Carolina Athletic Hall of Fame in 2012... Named an Easton Sports First Team All-American and Big South Player of the Year in 2006... Holds CCU record for home runs in a season with 20, which ranked fourth in the nation... Ranks among top 10 in CCU history in seven other categories... Helped team to fifth Big South championship and NCAA regional.



JESSICA FALCA
1996-99

Member of 2004 Athletic Hall of Fame class... Finished career with an NCAA record 196 stolen bases... Also ended career ranked nationally in hits (seventh), runs scored (12th) and batting average (15th)... NCAA All-Region Team member and three-time Big South All-Conference at three different positions... Still holds three Coastal Carolina career and two single season records.



SHERRY JOHNSON
1992-95

Member of the 2001 Coastal Carolina Athletic Hall of Fame class... Ended career ranked first in the NCAA in doubles (76), ninth in RBI for a season, 13th in career RBI and 19th in slugging percentage... Became just the second player in NCAA history to hit 20 or more doubles in consecutive seasons in 1995... Two-time Big South All-Conference honoree... Helped the 1994 squad to a school-record 44 wins.



MICHELLE HALL
1990-93

Inducted in the Coastal Carolina Athletic Hall of Fame in 1999... Finished career ranked seventh in the NCAA in complete games, ninth in games pitched, ninth in games started, 12th in wins, and 16th in saves... Holds every Coastal Carolina career pitching record... Two-time league MVP... Three-time member of the NCAA All-South Region Team... Four-time All-Conference honoree and named to the Big South All-Tournament team three times.



HOLLY LEE
1999-2003

A 2008 inductee of the Coastal Carolina Athletic Hall of Fame... Led Chanticleer softball to 128 wins and two NCAA Tournament appearances during her four-year career from 2000-2003... Captured the 2000 Big South Conference Rookie of the Year award... Was selected Big South Player of the Year in 2003... Earned All-Conference honors four times while playing three positions... Finished career as the school-record holder for career home runs (44) and second all-time with 161 RBI.



SARA GRAZIANO
1993-94

Inducted to the Coastal Carolina Athletic Hall of Fame in 2001 and Big South Hall of Fame in 2005... Named 1994 Division I Academic All-America Women's Player of the Year... Set NCAA season records for batting average (.589) and slugging percentage (1.004) and ended career ranked eighth in RBI for a season, 10th in hits in a season and 15th in career RBI... Also set NCAA record with a 43-game hit streak... Two-time NCAA All-Region and Big South All-Conference selection.



MICHELLE MINTON
1991-94

Inducted in to the Coastal Carolina Athletic Hall of Fame in 2000 and the Big South Hall of Fame in 2005... Two-sport star, ranking among career leaders in both softball and basketball... Ended career third in NCAA history in career batting average (.458), 11th in runs scored and 11th in hits... Four-time Big South All-Conference selection... Helped the 1994 squad to a school-record 44 wins.

COASTAL CAROLINA HALL OF FAME

• The following players and coaches have helped lay the foundation of success for Coastal Carolina softball that includes six Big South titles, five NCAA Tournament appearances and one NIT appearance.



KIMBERLY JOSEPHSON
1999-2003

Three-time All-Big South selection, earning first-team honors her junior and senior season... Also earned All-Big South Tournament Team honors her final season... Tied the school record with 65 games played her freshman year, helping the Chants to the NCAA Regionals... Ranks fourth on the Coastal chart in career hits, fifth in stolen bases, sixth in triples, ninth in career batting average and 10th in on-base percentage and runs scored.



LAUREN YATES
1999-2002

Inducted to the Coastal Carolina Athletic Hall of Fame in 2019... was a two-time All-Big South selection (2000, 2002) and the Big South Championship Tournament MVP. Also named to the Big South All-Tournament team in 1999, 2000, and 2002, Yates led Coastal to two NCAA Tournament appearances in 2000 and 2002. She was a key part of two Big South Tournament championship teams (2000, 2001) and two Big South regular-season championship squads (2001, 2002) during her time in the circle for the Chanticleers. She closed out her career ranked in the top five in career wins (46), innings pitched (551.1), appearances (107), complete games (62), earned run average (1.90), saves (3), and strikeouts (323).



SARAH LOCKETT
1999-2001, Assistant Coach 2003-08

2001 Big South Player of the Year and Tournament MVP... Named All-Conference three times and NCAA All-Regional twice... Completed three-year career ranked first in home runs and hits by pitch along with finishing third in doubles, fifth in batting average and sixth in RBI... Served as assistant coach during the 2006 Big South championship and NCAA Tournament season.



KACEE CRUMPACKER
1995-98

Selected First Team NCAA All-Region and three-time Big South All-Conference... Finished career ranked first in games played, second in home runs, RBI and doubles, third in hits, runs scored and triples, fourth in batting average and fifth in at-bats... Led the Chants to the 1998 league championship and NCAA Tournament.



CARI ROWE
1996-99

Inducted in to the Coastal Carolina Athletic Hall of Fame in 2011... Helped lead the Chanticleers to the program's second Big South Championship and first ever NCAA Regional appearance in 1998... A three-time All-Big South selection... Named to the 1999 All-Big South Tournament team as she led the Chants to a repeat appearance in the Big South championship game.

FACILITIES


The Coastal Carolina's St. John Stadium-Charles Wade/John Lott Field reopened on February 8, 2014, following its latest renovation and improvement. Coupled with the expansion to Watson Stadium, CCU now has a softball and baseball complex that is among the best in the nation on a college campus. The renovation kept one of the top playing surfaces, while building new grandstands, a multi-room press box, restrooms, concessions stands, coaches offices, student-athlete locker rooms and lounges, team meeting and athletic training rooms, laundry facilities and premium fan areas. Overall, the new facility is 9,000-square feet and includes a seating capacity of 500, along with standing room areas.

In 1999, the facility got the first of many updates with the addition of lights to the field. The second upgrade to the facility came in 2001-2002 when new brick dugouts and a press box were added. The dugouts are ground level and provide storage on each end. In 2005, Coastal added permanent teal seats with backs for more comfort and prior to the 2008 season, a Daktronics scoreboard was unveiled behind the right field fence that features inning-by-inning score lines, as well as a message board. The facility also features three batting cages for practice and warm up, two on the third base side and one on the first base side.

The Coastal softball program has played host to perennial national powers; Alabama, Texas, Florida State, Georgia Tech, Illinois, Kansas, Kentucky, LSU, Michigan State, Minnesota, Mississippi State, Missouri, North Carolina, N.C. State, South Carolina, Tennessee and Virginia Tech. The stadium has also been the site for six Big South Conference Tournaments.



In April 2011 the Coastal Carolina baseball/softball hitting and practice facility opened. In the Spring of 2012, it was named the Boni Belle Hitting/Practice Facility. The facility has space for a full, artificial turf practice infield (17,424 square feet) with as many as 12 hitting cages featuring a mechanical netting system that can be raised and lowered accordingly from the ceiling. The covered facility allows both teams to practice in inclement weather, or just as an alternate area to give the teams more space for individual instruction.



Assistant A.D. for Media Relations..... Kevin Davis
 Office Phone.....843-349-2822
 Email.....kdavis6@coastal.edu

Assistant Media Relations Director Darrell Orand
 Office Phone.....843-349-6467
 Email.....dorand@coastal.edu

Media Relations Assistant..... Royce Dunnivan
 Office Phone.....843-349-2840
 Email.....rdunnivan@coastal.edu

Media Relations Assistant..... (Softball).....Quentin Reed
 Office Phone.....843-349-6673
 Email.....qreed@coastal.edu

Office fax.....843-349-2819
 Address Coastal Carolina Athletic Media Relations
P.O. Box 261954
(Overnight Address: 132 Chanticleer Drive West)
Conway, SC 29528

For complete coverage of CCU softball, follow the Chanticleers on social media at @CoastalSB (twitter), @GoCCUSports (Instagram) and facebook.com/CCUChanticleers (facebook) or visit the official home of Coastal Carolina Athletics at goccusports.com.

MEDIA INFORMATION

Interviews with Coastal Carolina University coaches and players must be arranged through the athletic media relations office and will be scheduled before or after practices. No interviews will be allowed with players on gameday unless permission is received from the coaching staff through the athletic media relations office. After all home events, Coastal Carolina players and coaches will be available in the interview room following a brief cooling off period. A member of the Coastal Carolina athletic media relations staff will contact all media representatives at the events for interview requests. Under no circumstances will student-athlete phone numbers be given out.

DIRECTIONS TO COASTAL CAROLINA UNIVERSITY



By Air:

Arriving at Myrtle Beach Airport, enter the on-ramp for U.S. 17 North (entering to the right). Stay in the right lane and exit for U.S. 501 North (to Conway). Follow the directions below for U.S. 17 the remainder of the way.

From I-95:

From the South, take S.C. 327 exit to U.S. 76/301 Turn left onto U.S. 76/301. This will become S.C. 576 and then U.S. 501. After passing through Conway, turn right at the second stop light (approximately two miles) into the entrance of Coastal Carolina University. You are now on University Boulevard. To get to the Softball Field, turn right onto Chanticleer Drive West before getting to the baseball Stadium.

From the North, take the "South of the Border" exit. Follow signs to Myrtle Beach and this will lead you to U.S. 501. Then follow the directions above.

From U.S. 17:

Follow U.S. 17 Bypass to U.S. 501 (Conway exit). At this point, you are approximately eight miles from campus. You will pass the stoplight at Conway Hospital and then pass a Food Lion shopping center (on left). Just after passing Horry-Georgetown Technical College, take the next left into the entrance of Coastal Carolina University. See directions above to find athletic facilities.

Credits
 Editor/Design & Layout: Quentin Reed. Editorial Assistance: Kevin Davis. Photography: Coastal Carolina University Photography Department, Coastal Athletics and Bob McCool.