

ISAAC
HIPPOLYTE

DEVANTE
JONES

TYRELL
GUMBS-FRATER

EBRIMA
DIBBA

TOMMY
BURTON



2019-20 COASTAL CAROLINA UNIVERSITY

CHANTICLEER

MEN'S BASKETBALL

HOME AWAY

*Sun Belt Conference
Dates and times subject to change.

11.5	vs. Campbell	7 p.m. ET
11.8	vs. Hampden-Sydney	7:30 p.m. ET
11.12	vs. Northern Kentucky	7 p.m. ET
11.18	vs. Middle Tennessee (Myrtle Beach Invitational)	7 p.m. ET
11.21	vs. Utah (Myrtle Beach Invitational)	7 p.m. ET
11.22	vs. TBA (Myrtle Beach Invitational)	TBA
11.24	vs. TBA (Myrtle Beach Invitational)	TBA
11.30	at Delaware State	6 p.m. ET
12.4	vs. Greensboro	7 p.m. ET
12.7	at Winthrop	TBA
12.14	vs. North Carolina Central	2 p.m. ET

12.19	at Troy*	7 p.m. ET
12.21	at South Alabama*	4 p.m. ET
1.2	vs. Georgia Southern*	7 p.m. ET
1.4	vs. Georgia State*	2 p.m. ET
1.6	vs. ULM*	7 p.m. ET
1.9	at Texas State*	8 p.m. ET
1.11	at UTA*	3 p.m. ET
1.16	vs. Little Rock*	7 p.m. ET
1.18	vs. Arkansas State*	2 p.m. ET
1.25	vs. Appalachian State*	2 p.m. ET
1.30	at Little Rock*	7:30 p.m. ET
2.1	at Arkansas State*	5 p.m. ET
2.6	vs. Texas State*	7 p.m. ET

2.8	vs. UTA*	2 p.m. ET
2.13	at Georgia Southern*	7 p.m. ET
2.15	at Georgia State*	2 p.m. ET
2.20	vs. Troy*	7 p.m. ET
2.22	vs. South Alabama*	2 p.m. ET
2.29	at Appalachian State*	4:30 p.m. ET
3.3	at Louisiana*	TBA

Sun Belt Conference Championship

Smoothie King Center, New Orleans, La. // ^Campus Sites

3.7	First Round^	TBA
3.9	Second Round^	TBA
3.11	Quarterfinals^	TBA
3.14	Semifinals	TBA
3.15	Championship	TBA

843-347-8499

GoCCUSPORTS.COM

@GoCCUsports

@CoastalMBB

#TEALnation





EBRIMA DIBBA

0 Sophomore • Guard • 6-6 • 200
Bredang, Skarholmen (Sweden)



GARRICK GREEN

2 Junior • Guard • 6-6 • 205
Baton Rouge, La.



DEVANTE' JONES

3 Sophomore • Guard • 6-1 • 200
New Orleans, La.



KEISHAWN BREWTON

4 Junior • Guard • 6-2 • 180
Spartanburg, S.C.



JOSH PETERSON

5 Senior • Guard • 6-4 • 200
Greenville, N.C.



TYRELL GUMBS-FRATER

10 Senior • Guard • 6-3 • 190
Richmond Hill, Ontario



TIM CEASER

11 Freshman • Forward • 6-8 • 200
Marion, Ark.



HOSANA KITENGE

12 Freshman • Center • 6-7 • 265
Crawley, West Sussix, England



MALIK LEGANIA

14 Sophomore • Guard • 6-5 • 180
New Orleans, La.



ISAAC HIPPOLYTE

15 Sophomore • Forward • 6-7 • 210
Spring Valley, N.Y.



AHMARD HARVEY

20 Freshman • Forward • 6-6 • 190
Freeport, Bahamas



JALEN MILNER

21 Freshman • Guard • 6-1 • 175
Milledgeville, Ga.



LEVI COOK

32 Junior • Center • 6-10 • 280
Arnett, W.Va.



TOMMY BURTON

33 Senior • Forward • 6-8 • 210
Montgomery, Ala.



ESSAM MOSTAFA

44 Freshman • Center • 6-9 • 270
Cairo, Egypt

PRONUNCIATION GUIDE

Chanticleers (SHAWN-tuh-clears)
 0 - Ebrima (E-bree-mah) Dibba (Dih-Bah)
 3 - DeVante' (Dee-Vahn-Taa) Jones
 4 - KeShawn (KEE-Shahn) Brewton
 12 - Hosana (HOE-Sah-nah) Kitenge (Kih-Tin-gaa)
 14 - Malik (Muh'Leek) LeGania (Luh-Gahn-yuh)
 15 - Isaac Hippolyte (Hip-oh-Light)
 20 - Ahmard (Ah-Mahrd) Harvey
 44 - Essam (Ee-Sahm) Mostafa (Moo-Stah-Fah)



CLIFF ELLIS

HC 13th Year at Coastal Carolina
230-164 at CCU • 842-513 Overall



BENNY MOSS

AC 9th Year at Coastal Carolina



PATRICE DAYS

AC 3rd Year at Coastal Carolina



ELWYN MCROY

AC 1st Year at Coastal Carolina



GENERAL INFORMATION

2019-20 Schedule 2
 Roster 3
 Quick Facts / Roster Breakdown 4

MEDIA INFORMATION

Coastal Carolina Media Relations 5
 Media Policies 6
 Media Outlets 7
 Coastal Carolina University 8
 Sun Belt Conference 9
 Sun Belt Conference Composite Schedule 10
 Sun Belt Championship Bracket 11
 The HTC Center 12-13
 The HTC Center Facility Records 14-17

COACHES/STAFF

Head Coach Cliff Ellis 18-21
 Associate Head Coach Benny Moss 22
 Assistant Coach Patrice Days 23
 Assistant Coach Elwyn McCroy 24
 Director of Operations Matt Hurt 25
 Video Coordinator Travis Eaton 25
 Basketball Support Staff 25

PLAYER PROFILES

#0 Ebrima Dibba 26
 #3 DeVante' Jones 27
 #5 Josh Peterson 28
 #10 Tyrell Gumbs-Frater 29
 #14 Malik LeGania 30
 #15 Isaac Hippolyte 31
 #32 Tommy Burton 32
 #2 Garrick Green 33
 #4 Keishawn Brewton 34
 #11 Tim Ceaser 35
 #12 Hosana Kitenge 36
 #20 Ahmard Harvey 37
 #21 Jalen Milner 38
 #32 Levi Cook 39
 #44 Esaam Mostafa 40
 Returners 41

RECORDS AND HISTORY

All-Time Honors and Awards 42-43
 All-Time Coaching Records 44
 Individual Single Game Records 45
 Individual Single Season Records 46
 Individual Career Records 47
 Team Single Season Records 48
 1,000 Point Club 49-51
 Single Season Records by Class 52
 Annual Leaders 53-54
 NCAA Tournament Teams 55-58
 All-Time Letterwinners 59-60
 Honored Numbers 61
 All-Time Records vs. Opponents 62-64
 All-Time Series Records 65-77
 All-Time Results 78-88

CREDITS

This 2019-20 Coastal Carolina fact book is a production of the Coastal Carolina Media Relations Office. It was written, designed and edited by Darrell Orand, Assistant Director of Media Relations. Cover design by Daniel Maibleton. Copyright 2019 - Coastal Carolina University.



Coastal Carolina University (CCU) does not discriminate on the basis of race, color, religion, sex, national origin, age, genetic information, mental or physical disability, or status as a disabled or Vietnam-era veteran in its admissions policies, programs, activities or employment practices. For more information relating to discrimination, please contact the CCU Title IX Coordinator/EEO Investigator; Coastal Carolina University, Kearns Hall 104B, Conway, SC; Title IX email titleix@coastal.edu; office phone 843-349-2382; Title IX cell phone 843-333-6229; EEO email eeo@coastal.edu; or the U.S. Dept. of Education Office for Civil Rights at www2.ed.gov/ocr.

2019-20 SUN BELT PRESEASON INFORMATION

The Sun Belt Conference Preseason Poll is taken by a vote of the conference's head coaches and media members.

SUN BELT PRESEASON POLL

TEAM (first place votes)	Points
1. South Alabama (8)	138
2. UT Arlington (2)	124
3. Georgia Southern (1)	121
4. Texas State (1)	110
5. Louisiana	92
6. Georgia State	76
7. COASTAL CAROLINA	75
8. ULM	72
9. Appalachian State	40
10. Arkansas State	33
11. Little Rock	32
12. Troy	22

PRESEASON ALL-SUN BELT FIRST TEAM

- QUAN JACKSON, GEORGIA SOUTHERN ³
- JOSH AJAYI, SOUTH ALABAMA ²
- TRHAE MITCHELL, SOUTH ALABAMA ³
- BRIAN WARREN, UT ARLINGTON ³
- NIJAL PEARSON, TEXAS STATE ¹

ALL-SUN BELT SECOND TEAM

- DEVANTE JONES, COASTAL CAROLINA •**
- JUSTIN FORREST, APPALACHIAN STATE
- IKE SMITH, GEORGIA SOUTHERN
- KANE WILLIAMS, GEORGIA STATE
- MICHAEL ERTEL, ULM

ALL-SUN BELT THIRD TEAM

- ISAAC JOHNSON, APPALACHIAN STATE
- ISAIAH CRAWLEY, GEORGIA SOUTHERN
- CEDRIC RUSSELL, LOUISIANA
- JD WILLIAMS, ULM

- DON COLEMAN, SOUTH ALABAMA

2019-20 SUN BELT CONFERENCE PRESEASON

PLAYER OF THE YEAR

Trhae Mitchell, South Alabama

¹ - Denotes 2018-19 All-Sun Belt First Team
² - Denotes 2018-19 All-Sun Belt Second Team
³ - Denotes 2018-19 All-Sun Belt Third Team
 • - Denotes 2018-19 Freshman of the Year

2019-20 SCHEDULE



Date	Day	Opponent	Site	Time
Nov. 5	Tues.	CAMPBELL	Conway, S.C. (The HTC Center)	7:00 p.m.
Nov. 8	Fri.	HAMPDEN-SYDNEY	Conway, S.C. (The HTC Center)	7:30 p.m.
Nov. 12	Tues.	NORTHERN KENTUCKY	Conway, S.C. (The HTC Center)	7:00 p.m.
Nov. 18	Mon.	MIDDLE TENNESSEE STATE	Conway, S.C. (The HTC Center)	7:00 p.m.
MYRTLE BEACH INVITATIONAL CONWAY, S.C.				
Nov. 21	Thur.	vs. UTAH	(HTC Center)	7:00 p.m.
Nov. 22	Fri.	TBD	(HTC Center)	4:30/7:00p.m.
Nov. 24	Sun.	TBD	(HTC Center)	4:30/7:00p.m.
Nov. 30	Sat.	at Delaware State	Dover, Del. (Memorial Hall Gymnasium)	6:00 p.m.
Dec. 4	Wed.	GREENSBORO COLLEGE	Conway, S.C. (The HTC Center)	7:00 p.m.
Dec. 7	Sat.	at Winthrop	Rock Hill, S.C. (Winthrop Coliseum)	7:00 p.m.
Dec. 14	Sat.	NORTH CAROLINA CENTRAL	Conway, S.C. (The HTC Center)	2:00 p.m.
Dec. 19	Thur.	at Troy * ESPN+	Troy, Ala. (Trojan Arena)	7:00 p.m.
Dec. 21	Sat.	at South Alabama * ESPN+	Mobile, Ala. (Mitchell Center)	4:00 p.m.
Jan. 2	Thur.	GEORGIA SOUTHERN * ESPN+	Conway, S.C. (The HTC Center)	7:00 p.m.
Jan. 4	Sat.	GEORGIA STATE * ESPN+	Conway, S.C. (The HTC Center)	2:00 p.m.
Jan. 6	Mon.	ULM * ESPN+	Conway, S.C. (The HTC Center)	7:00 p.m.
Jan. 9	Thur.	at Texas State * ESPN+	San Marcos, Texas. (Strahan Coliseum)	8:00 p.m.
Jan. 11	Sat.	at UT Arlington * ESPN+	Arlington, Texas (College Park Center)	3:00 p.m.
Jan. 16	Thur.	LITTLE ROCK * ESPN+	Conway, S.C. (The HTC Center)	7:00 p.m.
Jan. 18	Sat.	ARKANSAS STATE* ESPN+	Conway, S.C. (The HTC Center)	2:00 p.m.
Jan. 25	Sat.	APPALACHIAN STATE * ESPN+	Conway, S.C. (The HTC Center)	2:00 p.m.
Jan. 30	Thur.	at Little Rock * ESPN+	Little Rock, Ark. (Stephens Center)	7:30 p.m.
Feb. 1	Sat.	at Arkansas State * ESPN+	Jonesboro, Ark. (Convocation Center)	5:00 p.m.
Feb. 6	Thur.	TEXAS STATE * ESPN+	Conway, S.C. (The HTC Center)	7:00 p.m.
Feb. 8	Sat.	UT ARLINGTON * ESPN+	Conway, S.C. (The HTC Center)	2:00 p.m.
Feb. 13	Thur.	at Georgia Southern * ESPN+	Statesboro, Ga. (Hanner Fieldhouse)	7:00 p.m.
Feb. 15	Sat.	at Georgia State * ESPN+	Atlanta, Ga. (GSU Sports Arena)	2:00 p.m.
Feb. 20	Thur.	TROY * ESPN+	Conway, S.C. (The HTC Center)	7:00 p.m.
Feb. 22	Sat.	SOUTH ALABAMA * ESPN+	Conway, S.C. (The HTC Center)	2:00 p.m.
Feb. 29	Sat.	at Appalachian State * ESPN+	Boone, N.C. (Holmes Convocation Center)	4:00 p.m.
March 3	Tues.	at Louisiana * ESPN+	Lafayette, La. (Cajundome)	8:00 p.m.
SUN BELT TOURNAMENT				
March 7	Sat.	Sun Belt First Round ^{ESPN+}	Campus Sites	TBD
March 9	Mon.	Sun Belt Second Round ^{ESPN+}	Campus Sites	TBD
March 11	Wed.	Sun Belt Quarterfinals ^{ESPN+}	Campus Sites	TBD
March 14	Sat.	Sun Belt Semifinals ^{ESPN+}	New Orleans, La. (Smoothie King Center)	TBD
March 15	Sun.	Sun Belt Championship ^{ESPN2}	New Orleans, La. (Smoothie King Center)	2:00 p.m.
NCAA DIVISION I MEN'S BASKETBALL CHAMPIONSHIP				
March 17-18		NCAA Division I Men's Basketball First Four	Dayton, Ohio (Univ. of Dayton Arena)	TBD
March 19-22		NCAA Division I Men's Basketball 1st and 2nd Rounds	Various Sites	TBD
March 26-29		NCAA Division I Men's Basketball Regional Rounds	Various Sites	TBD
April 4, 6		NCAA Division I Men's Basketball Final Four	Atlanta, Ga. (Mercedes-Benz Stadium)	TBD

BOLD — Home Games

* — Sun Belt Conference Game

ESPN - Family of ESPN Broadcast

Games on the ESPN family of networks (ESPN/ESPN2/ESPN+) will also be available on the WatchESPN app

NOTE: All times local

2019-20 CHANTICLEERS

NUMERICAL ROSTER

No.	Name	Yr.	Pos.	Ht.	Wt.	Hometown/High School/Previous School
0	Ebrima Dibbo	So.	G	6-6	200	Bredang, Skarholmen (Sweden) / St. Benedict's Preparatory
2	Garrick Green	Jr.	G/F	6-6	205	Baton Rouge, La. / Howard College
3	DeVante' Jones	RSO.	G	6-1	200	New Orleans, La. / St. Augustine High School
4	Keishawn Brewton	Jr.	G	6-2	180	Spartanburg, S.C. / Chipola Junior College
5	Josh Peterson	Sr.	G	5-10	165	Woodbridge, Va. / C.D. Hylton High School
10	Tyrell Gumbs-Frater	Sr.	G	6-3	190	Richmond Hill, Ontario / Odessa Junior College
11	Tim Ceaser	Fr.	F	6-8	200	Marion, Ark. / Marion High School
12	Hosana Kitenge	Fr.	F/C	6-7	265	Crawley, West Sussex, England
14	Malik LeGania	So.	G	6-5	180	New Orleans, La. / Landry High School
15	Isaac Hippolyte	So.	F	6-7	210	Spring Valley, N.Y. / Saint Joseph's Regional High School
20	Ahmard Harvey	Fr.	F	6-6	190	Freeport, Bahamas / Aspire Basketball Academy (Ky.)
21	Jalen Milner	Fr.	G	6-1	175	Milledgeville, Ga. / Georgia Military College
32	Levi Cook	Jr.	C	6-10	280	Arnett, W. Va. / Wabash Valley College
33	Tommy Burton	Sr.	F	6-8	210	Montgomery, Ala. / College of Southern Idaho
44	Essam Mostafa	Fr.	C	6-9	270	Cairo, Egypt / Long Island Lutheran High School

ALPHABETICAL ROSTER

No.	Name	Yr.	Pos.	Ht.	Wt.	Hometown/High School (Previous School)
4	Brewton, Keishawn	Jr.	G	6-2	180	Spartanburg, S.C. / Chipola Junior College
33	Burton, Tommy	Sr.	F	6-8	210	Montgomery, Ala. / College of Southern Idaho
11	Ceaser, Tim	Fr.	F	6-8	200	Marion, Ark. / Marion High School
32	Cook Levi	Jr.	C	6-10	280	Arnett, W.Va. / Wabash Valley College
0	Dibbo, Ebrima	So.	G	6-6	200	Bredang, Skarholmen (Sweden) / St. Benedict's Preparatory
2	Green, Garrick	Jr.	G/F	6-6	205	Baton Rouge, La. / Howard College
10	Gumbs-Frater, Tyrell	Sr.	G	6-3	190	Richmond Hill, Ontario / Odessa Junior College
20	Harvey, Ahmard	Fr.	F	6-6	190	Freeport, Bahamas / Aspire Basketball Academy (Ky.)
15	Hippolyte, Isaac	So.	F	6-7	210	Spring Valley, N.Y. / Saint Joseph's Regional High School
3	Jones, DeVante'	RSO.	G	6-1	200	New Orleans, La. / St. Augustine High School
12	Kitenge, Hosana	Fr.	F/C	6-7	290	Crawley, West Sussex, England / Charnwood College
14	LeGania, Malik	So.	G	6-5	180	New Orleans, La. / Landry High School
21	Milner, Jalen	Fr.	G	6-1	175	Milledgeville, Ga. / Georgia Military College
44	Mostafa, Essam	Fr.	C	6-9	270	Cairo, Egypt / Long Island Lutheran High School
5	Peterson, Josh	Sr.	G	5-10	165	Woodbridge, Va. / C.D. Hylton High School

Head Coach: Cliff Ellis (Florida State, 1968) — 13th Year at Coastal Carolina

Associate Head Coach: Benny Moss (Charlotte, 1992)

Assistant Coach: Patrice Days (New Orleans, 2010)

Assistant Coach: Elwyn McRoy (Cleveland State, 1997)

Director of Basketball Operations: Matt Hurt (Alice Lloyd, 2007)

Video Coordinator: Travis Eaton (North Carolina State, 2017)

Athletic Trainer: Steven Silversparre (California State-Chico, 2012)

Speed, Strength and Conditioning Coach: Kyle Johnson (Winona State, 2015)

Pronunciation Guide

Chanticleers (SHAWN-tuh-clears)

0 - Ebrima (E-bree-mah) Dibba (Dih-Bah)

3 - DeVante' (Dee-Vahn-Taa) Jones

4 - KeShawn (KEE-Shahn) Brewton

12 - Hosana (HOE-Sah-nah) Kitenge (Kih-Tin-gaa)

14 - Malik (Muh'Leek) LeGania (Luh-Gahn-yuh)

15 - Isaac Hippolyte (Hip-oh-Light)

20 - Ahmard (Ah-Mahrd) Harvey

44 - Essam (Ee-Sahm) Mostafa (Moo-Stah-Fah)

By Class

Seniors (3)

Tommy Burton

Tyrell Gumbs-Frater

Josh Peterson

Juniors (3)

Keishawn Brewton

Levi Cook

Garrick Green

Sophomores (4)

Ebrima Dibba

Isaac Hippolyte

DeVante Jones

Malik LeGania

Freshmen (5)

Tim Ceaser

Ahmard Harvey

Hosana Kitenge

Jalen Milner

Essam Mostafa

By State/Country

Alabama

Tommy Burton

Arkansas

Tim Ceaser

Georgia

Jalen Milner

Louisiana

Garrick Green

DeVante' Jones

Malik LeGania

New York

Isaac Hippolyte

South Carolina

Keishawn Brewton

Virginia

Josh Peterson

West Virginia

Levi Cook

Bahamas

Ahmard Harvey

Canada

Tyrell Gumbs-Frater

Egypt

Essam Mostafa

England

Hosana Kitenge

Sweden

Ebrima Dibba

GENERAL INFORMATION

Name of Institution	Coastal Carolina University
Location	Conway, S.C.
Founded	1954
Enrollment	10,641
Nickname	Chanticleers
Pronunciation of Nickname	SHAWN-tuh-clears
School Colors	Teal (PMS 322), Bronze (PMS 322) & Black (Process Black)
Arena (Capacity)	The HTC Center (3,212)
Year Opened	2012
Press Row Phone	843.349.2528
Conference	Sun Belt
President (Alma Mater, Year)	David A. DeCenzo, Ph.D. (Maryland, 1978)
Director of Athletics (Alma Mater, Year)	Matt Hogue (South Carolina, 1993)
NCAA Faculty Representative	Mark Mitchell
Athletic Department Phone	843.349.2820
Ticket Office Phone	843.347.8499

HISTORY

First Year	1964-65
Overall All-Time Record	677-655 (.508)
All-Time Sun Belt Record	27-27 (.500)
All-Time Big South Record	236-200 (.541)
Sun Belt Regular Season Championship	--
Sun Belt Tournament Championship	--
Big South Regular Season Championships	6
	1987-88 • 1988-89 • 1989-90 • 1990-97 • 2009-10 • 2010-11
Big South Tournament Championships	4
	1991 • 1993 • 2014 • 2015
NCAA Tournament Appearances	4
	1991 • 1993 • 2014 • 2015
NIT Appearances	2
	2010 • 2011
CIT Appearances	2
	2012 • 2016
CBI Appearances	2
	2017-2019

TEAM INFORMATION

2018-19 Overall Record	17-17
2018-19 Conference Record (Finish)	9-9 (T-6th)
2018 Sun Belt Tournament	First Round
2018-19 Postseason	CBI Tournament
Starters Returning/Lost	2/3
Letterwinners Returning/Lost	7/8
Returning Redshirts	1
Newcomers	8
Transfers	3

BASKETBALL STAFF

Head Coach (Alma Mater, Year, Seasons at Coastal)	Cliff Ellis (Fla. State, 1968, 13th)
Career Record (Years)/Career Division I Record (Years)	842-513(44)/764-501(41)
Record at Coastal (Years)	230-164 (12)
Best Time of Day to Reach Coach Ellis	Through SID
Associate Head Coach (Alma Mater, Year)	Benny Moss (Charlotte, 1992)
Assistant Coach (Alma Mater, Year)	Patrice Days (New Orleans, 2009)
Assistant Coach (Alma Mater, Year)	Elwyn McRoy (Cleveland State, 1997)
Director of Basketball Operations (Alma Mater, Year)	Matt Hurt (Alice Lloyd, 2007)
Video Coordinator (Alma Mater, Year)	Travis Eaton (North Carolina State, 2017)
Athletic Trainer (Alma Mater, Year)	Steven Silversparre (California State-Chico, 2012)

2019-20 ROSTER BREAKDOWN

Starters Returning (2)		Cl.	Pos.	Ht.	GP-GS	PPG	RPG	A	BLK	STL	MIN/G
3	DeVante' Jones	So.	G	6-1	22-20	14.6	4.1	83	1	31	31.1
00	Ebrima Dibba	So.	G	6-6	26-24	8.5	4.1	123	4	34	30.7

Starters Lost (3)		GP-GS	PPG	RPG	A	BLK	STL	MIN/G
40	Zac Cuthbertson	34-34	18.2	8.1	80	15	32	32.1
4	Ajay Sanders	34-32	7.6	4.6	37	5	25	27.3
11	Amidou Bamba	34-23	5.5	3.8	14	21	8	16.5

Other Returning Letterwinners (5)		Cl.	Pos.	Ht.	GP-GS	PPG	RPG	A	BLK	STL	MIN/G
10	Tyrell Gumbs-Frater	Sr.	G	6-3	34-3	10.1	1.8	16	3	24	19.9
33	Tommy Burton	Sr.	F	6-7	34-9	7.5	4.1	23	16	30	18.3
15	Isaac Hippolyte	So.	F	6-7	32-0	1.1	1.7	4	0	3	6.5
5	Josh Peterson	Sr.	G	6-11	11-0	0.5	0.4	4	0	1	3.9
14	Malik LeGania	So.	G	6-5	6-0	0.3	0.8	1	1	0	5.2

Other Letterwinners Lost (5)		GP-GS	PPG	RPG	A	BLK	STL	MIN/G
13	David Kralj	16-6	7.5	1.7	17	0	6	22.6
1	David Pierce	11-7	6.0	1.3	3	0	5	16.9
14	Trevion Brown	31-10	4.2	0.9	42	2	8	13.2
30	Josh Coleman	27-2	2.7	2.4	2	10	3	8.1
12	Matt Lindsey	9-0	0.6	0.4	2	0	4	3.6

Newcomers (8)		Cl.	Pos.	Ht.	Hometown/Previous School
	Garrick Green	Jr.	G/F	6-6	Baton Rouge, La. / Howard College
	Keishawn Brewton	Jr.	G	6-2	Spartanburg, S.C. / Chipola Junior College
	Tim Ceaser	Fr.	F	6-8	Marion, Ark. / Marion High School
	Hosana Kitenge	Fr.	F/C	6-7	Crawley, West Sussex, England / Charnwood College
	Ahmad Harvey	Fr.	F	6-6	Freeport, Bahamas / Aspire Basketball Academy (KY.)
	Jalen Milner	Fr.	G	6-1	Milledgeville, Ga. / Georgia Military College
	Levi Cook	Jr.	C	6-10	Arnett, W.Va. / Wabash Valley College
	Essam Mostafa	Fr.	C	6-9	Cairo, Egypt / Long Island Lutheran High School

COASTAL CAROLINA ATHLETIC MEDIA RELATIONS



Kevin Davis



Darrell Orand



Royce Dunnivan



Quentin Reed

Associate AD/Media Relations..... Kevin Davis
 Office Phone..... 843.349.2822
 Email..... kdavis6@coastal.edu

Assistant Media Relations Director/MBB Contact..... Darrell Orand
 Office Phone..... 843.349.6467
 Cell Phone..... 843.333.4067
 Email..... dorand@coastal.edu

Assistant Media Relations Director..... TBA
 Office Phone..... 843.349.5069
 Email..... TBA

Media Relations Assistant..... Royce Dunnivan
 Office Phone..... 843.349.2840
 Email..... rdunnivan@coastal.edu

Media Relations Assistant..... Quentin Reed
 Office Phone..... 843.349.6673
 Email..... qreed@coastal.edu

Office Fax..... 843.349.2819

Mailing Address..... P.O. Box 261954
 Conway, SC 29528-6054

Shipping Address..... 132 Chanticleer Drive West, Suite 113B
 Conway, SC 29526

Website..... GoCCUSports.com
 General Athletics Twitter..... @GoCCUSports
 Men's Basketball Twitter..... @CoastalMBB

DIRECTIONS TO COASTAL CAROLINA UNIVERSITY AND ITS ATHLETIC FACILITIES

BY AIR

Arriving at Myrtle Beach Airport, enter the on-ramp for Highway 17 North (entering to the right). Stay in the right lane and exit for U.S. 501 North (to Conway). Follow the directions below for U.S. 17 the remainder of the way.

FROM I-95

From the South, take Highway 327 exit to SC Hwy. 76/301 Turn left onto Hwy. 76/301. This will become Hwy. 576 and then U.S. 501. After passing through Conway, turn right at the third stop light (approx. 2 miles) into the entrance of Coastal Carolina University. You are now on University Boulevard. Charles L. Watson Baseball Stadium and Brooks Stadium are visible on the right from University Boulevard. To get to The HTC Center (indicated with the logo on the map), Softball Field or the Track & Field Complex, turn right onto Chanticleer Drive West.

From the North, take the "South of the Border" exit (IMPOSSIBLE to miss). Follow signs to Myrtle Beach and this will lead you to U.S. 501. Then follow the directions above.

FROM HIGHWAY 17

Follow U.S. 17 Bypass to U.S. 501 (Conway exit). At this point, you are approximately eight miles from campus. You will pass the stoplight at Conway Medical Center and then pass a Food Lion shopping center (on left). Just after passing Horry-Georgetown Technical College (on left), take the next left into the entrance of Coastal Carolina University. See directions above to find athletic facilities.

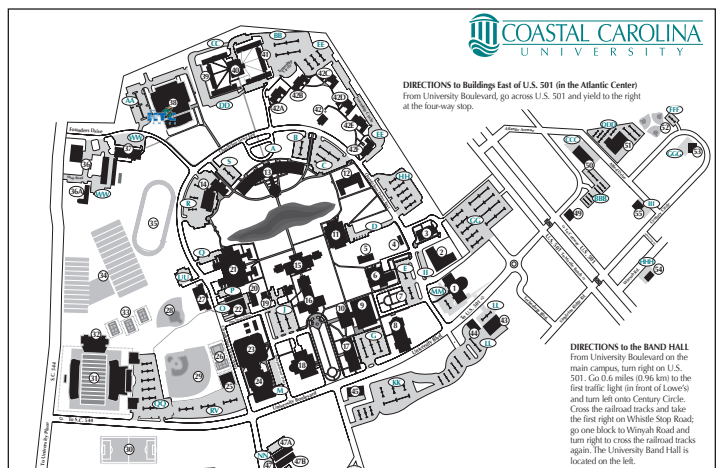


HOW TO GET COASTAL CAROLINA MEN'S BASKETBALL INFORMATION

- The Coastal Carolina Athletic Media Relations Office
 Men's Basketball Contact: Darrell Orand..... 843.349.6467/843.333.4067
 Office Fax..... 843.349.2819
- The Internet:
 Get all of the latest Coastal Carolina Athletics Information, including up-to-date men's basketball statistics and game notes:



Follow the Chanticleers on Twitter
@GoCCUSports (general athletics) and
@CoastalMBB (men's basketball)



The 2019-20 Coastal Carolina University men's basketball fact book is designed to assist the media with its coverage of Coastal Carolina men's basketball. Additional information, statistics and photographs may be acquired by contacting Darrell Orand in the Coastal Carolina University Athletic Media Relations Office.

PRESS CREDENTIALS

Requests for working press space should be made in writing at least one week before the date of the home contest to the Coastal Carolina University Athletic Media Relations Office. The request should be made by the sports director of the newspaper, magazine, radio or television outlet wishing to send a reporter(s) to the game. Outlets that have made proper credential requests are entitled to receive copies of the final game statistics, play-by-play and a scoring summary, as well as any press information provided by the competing institutions. Confirmation of the request will be made by Coastal Carolina Athletic Media Relations personnel. Press credentials WILL NOT be issued to spouses, friends or children. The press row is a working area and cheering will be grounds for removal.

Please make your credential requests to:

Darrell Orand, Athletic Media Relations
 Coastal Carolina University
 132 Chanticleer Drive West, Room 103
 Conway, S.C. 29526
 Office: 843-349-6467
 Cell: 843-333-4067
 Fax: 843-349-2819
 Email: dorand@coastal.edu

PHOTOGRAPHERS

Photographers are issued similar credentials to press row media. Photographers are allowed to shoot from outside the court boundary line on each end of the floor.

ENTERING THE HTC CENTER

Press credentials can be picked up in the Coastal Carolina University Athletic Media Relations Office during the week of a home contest. If credentials are requested and approved, they will only be mailed if the request is granted at least two weeks prior to the game. Any credentials not picked up will be left at Will Call (located at Gate 1) at The HTC Center two hours prior to the game.



RADIO

Coastal Carolina Men's Basketball can be heard live on WRNN Hot Talk 99.5 FM.

VISITING RADIO

Visiting radio stations receive one reciprocal phone line and one dedicated Ethernet line for their game broadcasts. The visiting radio area is across the court from the visitor's bench on the east end of The HTC Center. Should more lines be needed, please contact Darrell Orand for arrangements.

MEDIA INFORMATION

The Coastal Carolina Athletic Media Relations staff will provide game programs, game notes and cumulative statistics for both teams to credentialed media prior to all games. Statistical summaries and play-by-play sheets will be distributed throughout the game and will be available at the conclusion of the contest.

INTERVIEW POLICY (MIDWEEK)

Head coach Cliff Ellis is available to speak to the media via telephone or in person by request. Individual players are available for interviews Monday-Thursday. All player and coach interviews must be cleared through the Coastal Carolina Athletic Media Relations Office, please call the office to arrange all interviews. One note to the media: home and cell telephone numbers for players and coaches **WILL NOT** be given out by the Coastal Carolina Athletic Media Relations Office.

INTERVIEW POLICY (GAMEDAY)

Both head coaches will be available to the media after a 10-minute cooling-off period. Individual players may be available for interviews at the conclusion of the game, but the Coastal Carolina locker room is closed postgame. Please see a member of the athletic media relations/sports information staff from either Coastal Carolina or the visiting institution about player interviews.

INTERNET ACCESS

For those with laptop computers that can automatically select an IP address, there are Internet connections available in The HTC Center. Hardwire and wireless connections are available. Please see a member of the athletic media relation/sports information staff for assistance.

NEWSPAPERS, PUBLICATIONS & WIRE SERVICES

Organization	Contacts (email)	Phone	Fax	Website
The Sun News 914 Frontage Road East, Myrtle Beach, SC 29577	Alan Blondin, Beat Writer (ablondin@thesunnews.com)	843-444-1767	843-626-0356	www.myrtlebeachonline.com
The State P.O. Box 1333, Columbia, SC 29202	Sports Desk (statesports@thestate.com)	803-771-8496	803-771-8480	www.thestate.com
Myrtle Beach Herald 2501 North Kings Highway, Myrtle Beach, SC 29577	Various Reporters (mbherald@aol.com)	843-626-3131	843-448-4860	www.myrtlebeachherald.com
The Horry Independent 2510 North Main Street, Conway, SC 29526	Ian Brooking (ibrooking727@gmail.com) or (horry80@aol.com)	843-248-6882	843-248-6024	www.horryindependent.com
Florence Morning News P.O. Box 100528, Florence, SC 29501	Lou Bezak, Reporter (lbezak@florencenews.com)	843-317-7271	843-317-7292	www.florencenews.com
The Charlotte Observer P.O. Box 32188, Charlotte, NC 28232	Various Reporters (obsports@charlotteobserver.com)	704-358-5125	704-358-5110	www.charlotteobserver.com
The Post and Courier 134 Columbus Street Charleston, SC 29403	Various Reporters (sportsdesk@postandcourier.com) Derrick Asberry, Sports Reporter (dasberry@postandcourier.com) Andrew Brown, Sports Reporter (abrown@postandcourier.com)	843-937-5588 843-937-5517 843-708-1830	834-937-5579	www.charleston.net
Carolina Forest Chronicle P.O. Box 50308, Myrtle Beach, SC 29579	Michael Smith, Editor (cfcnews@sccoast.net)	843-236-4810	843-248-6671	www.cfchronicle.com
Greenville News 1611 Hollywood Drive, Columbia, SC 29205	Various Reporters (sports@greenvillenews.com)	803-256-2588	803-765-0001	www.greenvilleonline.com
Spartanburg Herald-Journal P.O. Box 1657, Spartanburg, SC 29304	Robert Dalton, Sports Editor (bob.dalton@shj.com) Sports Desk (sports@shj.com)	864-582-5673	864-594-6350	www.goupstate.com
Associated Press (Columbia) P.O. Box 101101, Columbia, SC 29211	Pete Iacobelli, Sports (piacobelli@ap.org)	800-922-1565	803-252-2913	www.ap.org
PA-Sports Ticker 55 Realty Drive, Suite 200, Cheshire CT 06410	Theresa Floyd (Theresa.Floyd@pa-sportsticker.com)	800-367-8935	800-336-0383	www.espn.com
Stats, Inc. 8130 Lehigh Avenue, Morton Grove, IL 60053	Bill Stephens, NCAA BB Coordinator (wstephens@stats.com)	843-583-2100 847-470-9140	900-357-8525	www.stats.com

TELEVISION

Organization	Contacts (email)	Phone	Fax	Website
WPDE-TV (15-ABC) 1194 Atlantic Avenue Conway, SC 29526	Brandon Dunn, Sports Director (wpdesports@gmail.com) Kacey Hintz, Sports Reporter (khintz@sbgvtv.com)	843-234-9733 843-742-9812	843-234-9739	www.wpde.com
WBTW-TV (13-CBS) 101 McDonald Court Myrtle Beach, SC 29588	Chris Parks, Sports Director (cparks@wbtw.com) Derek Kopp (dkopp@wbtw.com)	843-317-1313	843-317-1418	www.wbtw.com
WMBF-TV (32-NBC) 918 Frontage Road East, Myrtle Beach, SC 29578		843-839-9623	843-839-9625	www.wmbfnews.com

RADIO

Organization	Contacts (email)	Phone	Fax	Website
WRNN (99.5 FM) 1016 Ocala Street, Myrtle Beach, S.C. 29577	Dave Priest (Dave.priest@alphmediausa.com)	843-448-1041	843-626-5988	www.wrnn.net
South Carolina News Network 1825 St. Julian Place, Columbia, SC 29204	Phil Kornblut (philtalk@live.com)	803-790-4300	803-790-4309	n/a

Coastal Carolina University

Coastal Carolina University is a comprehensive, public liberal arts institution in Conway, South Carolina that offers 73 major fields of study toward the baccalaureate degree, 25 master's degree programs, two educational specialist degrees and two Ph.D. programs.

More than 10,600 students from across the country and around the world engage with a world-class faculty, and they all enjoy an inspiring cultural calendar and a tradition of community interaction fueled by more than 160 student organizations.

The 19 Coastal Carolina athletic teams compete in Division I of the NCAA as members of the Sun Belt Conference. The University's mascot is the Chanticleer, a proud, fierce and quick-thinking rooster derived from Geoffrey Chaucer's "Canterbury Tales." The football, lacrosse, softball and baseball teams compete in the TD Sports Complex, which houses the award-winning Springs Brooks Baseball Stadium. The Chanticleer baseball team won the College World Series in 2016, the University's first national championship.

The University comprises 115 main buildings on 621 acres, including the General James Hackler Golf Course, a public 18-hole golf facility adjacent to campus.

Coastal Carolina University is accredited by the Southern Association of Colleges and Schools Commission on Colleges to award the baccalaureate, master's and doctoral degrees.

Coastal Carolina University is a public comprehensive liberal arts institution that seeks to develop students who are both knowledgeable in their chosen fields and prepared to be productive, responsible, healthy citizens with a global perspective. To deliver on this commitment, Coastal Carolina recruits highly qualified and motivated students, faculty, and staff from the region, state, nation, and world to create a diverse and dynamic student-centered learning environment.

Because Coastal Carolina embraces the teacher-scholar model, it places primary emphasis on high-quality teaching and engaged learning, and it supports faculty research, creative activities, and expert collaboration in the community, state, nation and world. This focus enables faculty and staff to mentor students in collaborative research, creative opportunities, and internships. To nurture this active learning community, Coastal Carolina maintains a broad range of contemporary technologies, programming, support services, and innovative course offerings and delivery methods. The result is alumni who are well prepared for professional careers or graduate programs in their chosen fields and who continue to be connected to Coastal Carolina.

Inspired by its founding in 1954 to serve the educational needs of the region, Coastal Carolina has a tradition of a strong liberal arts core. As such, Coastal Carolina commits its resources to building undergraduate and graduate degree programs of national and/or regional significance in the arts and sciences, business, humanities, education, and health and human services. Coastal Carolina fully embraces its leadership role as a regional center of economic and intellectual resources, lifelong learning, cultural and recreational opportunities, and athletic programs.

As Coastal Carolina executes this mission, it recognizes its responsibility to be a role model to the community and to the professions by assuring fair and honest treatment of people with whom it interacts and sustainable stewardship of resources entrusted to it, adopting the highest standards of integrity and accountability, and in committing itself to excellence through continuous assessment and improvement.

Update adopted by the Coastal Carolina University Board of Trustees on July 19, 2014.

Update approved by the South Carolina Commission on Higher Education on February 5, 2015.





With each passing season, the Sun Belt Conference continues to challenge itself, and its competitors, in all aspects of intercollegiate athletics. Not content with being simply the youngest football conference in the NCAA Football Bowl Subdivision, the conference has shown that it can rise each and every season that comes along. Since the birth of the league as a FBS member league in 2001, the evidence is clear that the conference is indeed rising above competitors and peer conferences.

At no time has league athletic success been more obvious than during the course of the last several football seasons. In recent years, Sun Belt members have participated in as many as six bowl games, a 50 percent increase in the league's former high-water mark and only a decade removed from a "one-bowl league" moniker in its formative years.

The Sun Belt has earned due respect in the FBS over the last several years by consistently beating teams from peer conferences, winning bowl games and upsetting Power Five teams. In fact, the 2018 football season was direct evidence of the Sun Belt's success as the conference broke its record for non-conference wins in a single season. The 24 total wins eclipsed the previous mark of 22 set in 2016. Additionally, the Sun Belt's 21 regular season non-conference wins broke the record of 19 that was set in 2013. The Sun Belt also had the best non-conference winning percentage of any Group of Five Conference this past season.

The Sun Belt gained much notoriety and notice during the last several football seasons, but that has by no means been the league's only hallmark. Men's basketball – the league's symbol of success in its formative years – had another successful season in 2018-19 as a number of significant achievements took place. There was a three-spot improvement in the Sun Belt's conference RPI ranking and four Sun Belt teams qualified for the postseason, tying the conference record.

Women's basketball saw a nine-spot improvement in conference RPI ranking this past season and had a record number of teams in the postseason with seven participants. Appalachian State capped off a stellar season with a 76-59 WBI championship victory over North Texas.

Those league successes stories have been more public in recent years, in part because the Sun Belt itself has been progressive and in the forefront of the digital media world. The league continues to adapt to the ever-changing world of collegiate athletics and continues the process of evolving to better serve its membership, keeping the pledge it made at its founding to be a league of opportunity. Athletic and academic programs who have shown progressive thinking and the desire to improve have always found a home in the Sun Belt.

The Sun Belt's partnership with ESPN was revamped in 2018 and is the most significant and extensive multimedia rights agreement in conference history. Highlights of the contract include that: a minimum of 500 events a year will

appear on an ESPN platform beginning in 2020-21 and that, every Sun Belt football, men's basketball and women's basketball game will be viewable on an ESPN platform. It was also announced that, linear network football games at Sun Belt home venues will expand to a minimum of 10 games a year on a combination of ABC, ESPN, ESPN2 and ESPNU, that all Sun Belt Championship events will be viewable on an ESPN platform each academic year that will give exposure to all 18 conference sports and that digital productions will expand to include regular-season competition in Sun Belt sports that have received only limited coverage previously.

Opportunity for Sun Belt growth and success extends beyond television deals. The Sun Belt annually awards nearly \$70 million in student-athlete financial aid, an increase of 130% from five years ago, to more than 3,100 student-athletes, while also providing life experiences such as team building, domestic and foreign travel, community service, mentoring and recognition through honors and awards. Sun Belt institutions are also leaders in providing career services and the tools to assist in the pursuit of personal goals. Each member employs full-time academic advisors and on average nearly two dozen tutors for academic support.

Sun Belt leaders also understand many of the challenges that are being faced on their campuses. This past spring the Sun Belt hosted a Diversity and Inclusion Summit with the goal of educating the membership on current data and finding opportunities to create policies that will help increase diversity. The year prior, the Sun Belt hosted a mental health summit aimed at putting mental health awareness out front and reaching to erase the stigma associated with mental health and the need to seek help.

The Sun Belt has nationally-respected programs in nearly every NCAA sport offering and remains a fixture on the national scene while remaining heavily involved in the conduct and competition of college athletics. But it also provides opportunities for success on many unique and different levels. In athletic parlance, the Sun Belt has upside and its newest mantra of "Rise Above" is just as applicable now as when it was founded as a home to some of the nation's premier basketball programs.

In its very first season as a conference in 1976-77, one of those Sun Belt programs reached the pinnacle of NCAA men's basketball competition when UNC Charlotte earned a berth in the NCAA Men's Final Four. That type of success set the bar very high, but the league's four-decade history is sprinkled with landmark success in all seasons.

This past fall, the Sun Belt had its most volleyball teams in the postseason in conference history with Texas State in the NCAA Division I Women's Volleyball Championship and Appalachian State, Little Rock and Arkansas State in the National Invitational Volleyball Championship. The Bobcats earned their first-ever NCAA Tournament victory with a 3-1 triumph over Rice in the first round before suffering a second-round loss to fifth-seeded Texas.

In the spring, baseball and softball continue to put the league in the national spotlight with deep runs in postseason play and high visibility in national polls. Coastal Carolina reigned supreme at the pinnacle of college baseball, winning the College World Series for the 2016 season. Louisiana's baseball team ranked No. 1 nationally recently and reached the NCAA Super Regional round in 2014 and 2015. In softball last season, the Sun Belt sent multiple teams to the postseason for the eighth straight year with UTA capturing the 2019 National Invitational Softball Championship title. A perennial national power, Louisiana advanced to the NCAA Division I Softball Championship for the 21st consecutive season. The Ragin' Cajuns have been to the NCAA Super Regionals seven times and NCAA Women's College World Series three times.

Georgia Southern represented the Sun Belt in the NCAA Division I Men's Golf Championship this past season. The Eagles took fourth place at the NCAA Stanford Golf Regional to qualify. On the individual side, Steven Fisk finished second in the finals for the Eagles.

In men's tennis, South Alabama defeated nationally ranked Tulane, 4-1, in the first round of the NCAA Division I Men's Tennis Championship.

Just as important as on-field success, the Sun Belt's commitment to academic excellence remains a league symbol. The league's record book for grade point averages and academic honors is a constantly-changing document, seemingly with each year's success outdoing the previous year. This past spring, 21 league programs were recognized for outstanding performance in the classroom, with those teams earning NCAA Public Recognition Awards for APR scores in the top 10 percent nationally.

Philanthropically, the Sun Belt Conference and the American Cancer Society maintain a close relationship. Some of the awareness campaigns the two have partnered on includes Suits and Sneakers, a nationwide event during basketball season that unites coaches and Cover Your Bases, a sun safety initiative during baseball and softball season.

The Sun Belt Conference and the AutoNation Cure Bowl also partnered in benefiting the Breast Cancer Research Foundation (BCRF). Sun Belt schools participated in Pink Saturday games and displayed specially designed pink Sun Belt Kicks Cancer kicking nets on their home sideline during games throughout the month of October.

The Sun Belt Conference and the College Football Playoff Foundation annually partner to recognize teachers through the CFP Foundation's Extra Yard for Teachers platform. Each Sun Belt football-playing institution received a \$10,000 grant from the CFP Foundation to use in their respective local communities to recognize teachers for their hard work and dedication and to provide classroom supplies and professional development resources.

The conference is currently comprised of 12 institutions – Appalachian State, Little Rock, Arkansas State, Coastal Carolina, Georgia Southern, Georgia State, Louisiana, ULM, South Alabama, UTA, Texas State and Troy – and competes in the FBS as a 10-team league. Little Rock and UTA are full Sun Belt members in all sports other than football. The league also has two associate members in men's soccer, Central Arkansas and Howard.

The mix of members also gives the league vitality and diversity across the South. The mix of regions and cultures provides a rare opportunity for student-athletes and staffers to experience many environments and the chance to experience that diversity without leaving their own campuses.

Many individuals from Sun Belt institutions have brought distinction to their alma maters, and not just in athletics. For every All-Pro linebacker DeMarcus Ware (Troy) and NFL Man of the Year Charles Tillman (Louisiana), world ranked golfer and US Open winner Dustin Johnson (Coastal Carolina) and for every World Series MVP David Freese (South Alabama) hailing from Sun Belt schools, there are also U.S. presidents (Lyndon Johnson, Texas State), business icons (Chick-fil-A president Daniel Cathy, Georgia Southern) and nationally known entertainers (Ludacris, Georgia State; Tim McGraw, ULM and George Strait, Texas State).

These proud alumni, as well as those who represent the dozen league institutions, are proof that the Sun Belt Conference is a league of excitement, a league of opportunity and one that continues to provide the promise of success with each new day.



Keith Gill
Commissioner

SUN BELT CONFERENCE

1500 Sugar Bowl Drive
New Orleans, La. 70112
504-299-9066
Fax: 504-299-9067
www.sunbeltsports.org



Scottie Rogers
Associate Commissioner
Strategic Communications



2019-20 SUN BELT CONFERENCE COMPOSITE SCHEDULE

Tuesday, November 5

APPALACHIAN STATE at Michigan
CAMPBELL at COASTAL CAROLINA
 LITTLE ROCK at Missouri State
 Loyola (New Orleans) at LOUISIANA
 Louisiana College at ULM
 UT Dallas at TEXAS-ARLINGTON
 GEORGIA SOUTHERN at Auburn

Wednesday, November 6

1-Arkansas-Monticello at ARKANSAS STATE
 Brewton-Parker at GEORGIA STATE
 Pikeville at SOUTH ALABAMA

Thursday, November 7

UAB at TROY
 Ferrum at APPALACHIAN STATE

Friday, Nov. 8

ARKANSAS STATE at Ole Miss
HAMPDEN-SYDNEY at COASTAL CAROLINA
 Reinhardt at GEORGIA SOUTHERN
 GEORGIA STATE at College of Charleston

Saturday, Nov. 9

Alcorn State at ULM
 TEXAS STATE at Air Force
 Tulsa at TEXAS-ARLINGTON
 McNeese State at LOUISIANA
 Southern Miss at SOUTH ALABAMA

Sunday, Nov. 10

LITTLE ROCK at Illinois State
 ULM at Texas A&M
 GEORGIA SOUTHERN at North Florida

Tuesday, Nov. 12

East Carolina at APPALACHIAN STATE
NORTHERN KENTUCKY at COASTAL CAROLINA
 Chattanooga at TROY
 Prairie View A&M at TEXAS STATE
 TEXAS ARLINGTON at Nevada
 4-LOUISIANA at TCU
 Auburn at SOUTH ALABAMA

Thursday, Nov. 14

Southwest Baptist at LITTLE ROCK
 1-VMI at ARKANSAS STATE
 ULM at Mississippi State

Friday, Nov. 15

2-APPALACHIAN STATE at Tennessee Tech
 Radford at GEORGIA SOUTHERN
 TEXAS STATE at Baylor
 Youngstown State at LOUISIANA
 1-UC Davis at ARKANSAS STATE
 3-GEORGIA STATE at Duke
 SOUTH ALABAMA at Chattanooga

Saturday, Nov. 16

1-Idaho at ARKANSAS STATE
 2-APPALACHIAN STATE vs Montana State
 TROY at Indiana

Sunday, Nov. 17

LITTLE ROCK at Central Arkansas
 3-GEORGIA STATE at Georgetown
 TEXAS-ARLINGTON at Oregon

Monday, Nov. 18

2-APPALACHIAN STATE at UNC Greensboro
6-MIDDLE TENNESSEE at COASTAL CAROLINA
 Carver at TROY
 7-Jackson State at TEXAS STATE

Tuesday, Nov. 19

Mercer at GEORGIA SOUTHERN
 Spring Hill at SOUTH ALABAMA
 5-TEXAS ARLINGTON at Gonzaga

Wednesday, Nov. 20

8-LITTLE ROCK at Memphis
 ARKANSAS STATE at Colorado State
 7-TEXAS STATE at UNLV
 TROY at Texas A&M

Thursday, Nov. 21

Charlotte at APPALACHIAN STATE
6-UTAH at COASTAL CAROLINA
 4-LOUISIANA at Wyoming

Friday, Nov. 22

6-TBD at COASTAL CAROLINA
 3-GEORGIA STATE at Prairie View

Saturday, Nov. 23

8-LITTLE ROCK at North Carolina State
 3-GEORGIA STATE at UCA/Cal Baptist
 TROY at Samford

Sunday, Nov. 24

Arkansas Tech at TEXAS-ARLINGTON
9-TBD at COASTAL CAROLINA

Monday, Nov. 25

7-Abilene Christian at TEXAS STATE
 4-LOUISIANA vs Detroit Mercy
 9-SOUTH ALABAMA vs Northeastern
 TROY at Alabama A&M

Tuesday, Nov. 26

East Tennessee State at APPALACHIAN STATE
 8- St. Francis-Brooklyn at LITTLE ROCK
 Northwestern at ULM
 4-LOUISIANA vs UC Irvine
 9-SOUTH ALABAMA vs TBD

Wednesday, Nov. 27

8-Alcorn State at LITTLE ROCK
 Charlotte, at GEORGIA STATE
 9-SOUTH ALABAMA vs TBD
 5-TEXAS-ARLINGTON vs Furman

Thursday, Nov. 28

TEXAS-ARLINGTON at Elon

Friday, Nov. 29

10-GEORGIA SOUTHERN vs Campbell

Saturday, Nov. 30

East Tennessee State at LITTLE ROCK
 Shorter at TROY
 Stephen F. Austin at ARKANSAS STATE
 10-GEORGIA SOUTHERN vs North Dakota
 7-Hartford at TEXAS STATE
COASTAL CAROLINA at DELAWARE STATE

Sunday, Dec. 1

10-GEORGIA SOUTHERN at Florida Gulf Coast

Monday, Dec. 2

North Texas at TEXAS-ARLINGTON

Tuesday, Dec. 3

St. Andrews at APPALACHIAN STATE
 Omaha at ARKANSAS STATE
 Dartmouth at GEORGIA STATE
 TEXAS STATE at Houston

Wednesday, Dec. 4

GREENSBORO COLLEGE at COASTAL CAROLINA
 North Alabama at TROY
 Millsaps College at ULM
 TEXAS STATE at Houston

Friday, Dec. 6

10-Carver at GEORGIA SOUTHERN

Saturday, Dec. 7

UC Santa Barbara at TEXAS-ARLINGTON
 UTSA at TEXAS STATE
 LOUISIANA at Arizona State
 LITTLE ROCK at North Texas
 ARKANSAS STATE at Tulsa
 GEORGIA STATE at Mercer
COASTAL CAROLINA at WINTHROP

Sunday, Dec. 8

SOUTH ALABAMA at Richmond

Tuesday, Dec. 10

Tennessee State at LITTLE ROCK
 Grambling State at ULM

Wednesday, Dec. 11

ARKANSAS STATE at Missouri State
 TEXAS-ARLINGTON at Houston
 TROY at Jacksonville State

Saturday, Dec. 14

APPALACHIAN STATE at Howard
NORTH CAROLINA CENTRAL at COASTAL CAROLINA
 LOUISIANA at Louisiana Tech
 Stephen F. Austin at ULM

Sunday, Dec. 15

TROY at Chattanooga
 GEORGIA SOUTHERN at Bradley
 Bethany College at TEXAS STATE

Tuesday, Dec. 17

Alabama A&M at SOUTH ALABAMA

Wednesday, Dec. 18

LOUISIANA at ARKANSAS STATE *

Thursday, Dec. 19

APPALACHIAN STATE at SOUTH ALABAMA*
COASTAL CAROLINA AT TROY, *
 TEXAS STATE at GEORGIA SOUTHERN *
 TEXAS-ARLINGTON at GEORGIA STATE *
 LITTLE ROCK at ULM *

Saturday, Dec. 21

TEXAS-ARLINGTON at GEORGIA SOUTHERN *
 *
 TEXAS STATE at GEORGIA STATE *
 APPALACHIAN STATE at TROY *
 ARKANSAS STATE at ULM *
COASTAL CAROLINA AT SOUTH ALABAMA *
 LITTLE ROCK at LOUISIANA *

Monday, Dec. 23

GEORGIA SOUTHERN at Georgia
 GEORGIA STATE at SMU

Saturday, Dec. 28

ULM at Butler
 Freed-Hardeman at ARKANSAS STATE

Sunday, Dec. 29

APPALACHIAN STATE at North Carolina State
 Middle Georgia at GEORGIA STATE
 UC Santa Barbara at LOUISIANA

Thursday, Jan. 2

GEORGIA STATE at APPALACHIAN STATE *
 TEXAS STATE at LITTLE ROCK *
GEORGIA SOUTHERN AT COASTAL CAROLINA *
 TEXAS-ARLINGTON at ARKANSAS STATE *
 SOUTH ALABAMA at LOUISIANA *
 TROY at ULM *

Saturday, Jan. 4

GEORGIA STATE AT COASTAL CAROLINA *
 TEXAS-ARLINGTON at LITTLE ROCK *
 SOUTH ALABAMA at ULM *
 TEXAS STATE at ARKANSAS STATE *
 GEORGIA SOUTHERN at APPALACHIAN STATE
 TROY at LOUISIANA *

Monday, Jan. 6

LOUISIANA at APPALACHIAN STATE *
 GEORGIA SOUTHERN at LITTLE ROCK *
 GEORGIA STATE at ARKANSAS STATE *
ULM AT COASTAL CAROLINA *
 GEORGIA STATE at TEXAS STATE *
 LITTLE ROCK at LOUISIANA *

Thursday, Jan. 9

LITTLE ROCK at TROY *
 ULM at GEORGIA SOUTHERN *
 LOUISIANA at GEORGIA STATE *
 APPALACHIAN STATE at TEXAS-ARLINGTON *
 ARKANSAS STATE at SOUTH ALABAMA *
COASTAL CAROLINA AT TEXAS STATE *

Saturday, Jan. 11

ULM at GEORGIA STATE *
COASTAL CAROLINA AT TEXAS-ARLINGTON *
 LOUISIANA at GEORGIA SOUTHERN *
 APPALACHIAN STATE at TEXAS STATE *
 TROY at ARKANSAS STATE *
 SOUTH ALABAMA at LITTLE ROCK *

Thursday, Jan. 16

LITTLE ROCK AT COASTAL CAROLINA *
 ARKANSAS STATE at APPALACHIAN STATE *
 GEORGIA SOUTHERN at TROY *
 GEORGIA STATE at SOUTH ALABAMA *
 TEXAS-ARLINGTON at LOUISIANA*
 TEXAS STATE at ULM *

Saturday, Jan. 18

ARKANSAS STATE AT COASTAL CAROLINA *
 GEORGIA STATE at TROY *
 TEXAS-ARLINGTON at ULM *
 LITTLE ROCK at APPALACHIAN STATE *
 GEORGIA SOUTHERN at SOUTH ALABAMA *
 TEXAS STATE at LOUISIANA *

Wednesday, Jan. 22

TROY at LITTLE ROCK *

Thursday, Jan. 23

SOUTH ALABAMA at ARKANSAS STATE *

Saturday, Jan. 25

APPALACHIAN STATE AT COASTAL CAROLINA *
 ARKANSAS STATE at TROY *
 LITTLE ROCK at SOUTH ALABAMA *
 GEORGIA STATE at GEORGIA SOUTHERN *
 TEXAS-ARLINGTON at TEXAS STATE *
 ULM at LOUISIANA *

Thursday, Jan. 30

TROY at GEORGIA SOUTHERN *
 SOUTH ALABAMA at GEORGIA STATE *
COASTAL CAROLINA AT LITTLE ROCK *
 APPALACHIAN STATE at ARKANSAS STATE *
 LOUISIANA at TEXAS-ARLINGTON *
 ULM at TEXAS STATE *

Saturday, Feb. 1

TROY at GEORGIA STATE *
 ULM at TEXAS-ARLINGTON *
 APPALACHIAN STATE at LITTLE ROCK *
 SOUTH ALABAMA at GEORGIA SOUTHERN *
COASTAL CAROLINA AT ARKANSAS STATE*
 LOUISIANA at TEXAS STATE *

Thursday, Feb. 6

TEXAS-ARLINGTON at APPALACHIAN STATE *
TEXAS STATE AT COASTAL CAROLINA *
 GEORGIA STATE at LOUISIANA *
 GEORGIA SOUTHERN at ULM

Saturday, Feb. 8

TEXAS-ARLINGTON AT COASTAL CAROLINA *
 ARKANSAS STATE at LITTLE ROCK *
 GEORGIA STATE at ULM *
 SOUTH ALABAMA at TROY *
 TEXAS STATE at APPALACHIAN STATE *
 GEORGIA SOUTHERN at LOUISIANA *

Thursday, Feb. 13

APPALACHIAN STATE at GEORGIA STATE *
COASTAL CAROLINA AT GEORGIA SOUTHERN *
 ULM at TROY *
 LITTLE ROCK at TEXAS STATE *
 ARKANSAS STATE at TEXAS-ARLINGTON *
 LOUISIANA at SOUTH ALABAMA *

Saturday, Feb. 15

COASTAL CAROLINA AT GEORGIA STATE *
 LITTLE ROCK at TEXAS-ARLINGTON *
 ARKANSAS STATE at TEXAS STATE *
 LOUISIANA at TROY *
 APPALACHIAN STATE at GEORGIA SOUTHERN *
 ULM at SOUTH ALABAMA *

Wednesday, Feb. 19

ULM at ARKANSAS STATE *

Thursday, Feb. 20

TROY AT COASTAL CAROLINA *
 SOUTH ALABAMA at APPALACHIAN STATE *
 GEORGIA SOUTHERN at TEXAS STATE *
 GEORGIA STATE at TEXAS-ARLINGTON *

Saturday, Feb. 22

SOUTH ALABAMA AT COASTAL CAROLINA *
 GEORGIA SOUTHERN at TEXAS-ARLINGTON *
 LOUISIANA at ULM *
 TROY at APPALACHIAN STATE *
 LITTLE ROCK at ARKANSAS STATE *
 GEORGIA STATE at TEXAS STATE *

Wednesday, Feb. 26

ARKANSAS STATE at LOUISIANA *

Thursday, Feb. 27

ULM at LITTLE ROCK *

Saturday, Feb. 29

GEORGIA SOUTHERN at GEORGIA STATE *
 LOUISIANA at LITTLE ROCK *
COASTAL CAROLINA AT APPALACHIAN STATE *
 TEXAS STATE at TEXAS-ARLINGTON *
 TROY at SOUTH ALABAMA *

Tuesday, March 3

LITTLE ROCK at GEORGIA STATE *
 ARKANSAS STATE at GEORGIA SOUTHERN *
 TEXAS-ARLINGTON at TROY *
 APPALACHIAN STATE at ULM *
COASTAL CAROLINA AT LOUISIANA *
 TEXAS STATE at SOUTH ALABAMA *

2019-20 SUN BELT CONFERENCE COMPOSITE SCHEDULE

BOLD - Coastal Carolina game
 CAPS - Sun Belt Conference Institution
 * - Sun Belt Conference game

2020 SUN BELT MEN'S BASKETBALL CHAMPIONSHIP

Saturday, March 7 (1st Rd. at Campus Sites)

- Game 1 - No. 10 seed at No. 7 seed
- Game 2 - No. 9 seed at No. 8 seed

Monday, March 9 (2nd Rd. at Campus Sites)

- Game 3 - Winner 1 vs. No. 6 seed
- Game 4 - Winner 2 vs. No. 5 seed

Wednesday, March 11 (Quarterfinals at Campus Sites)

- Game 5 - Game 3 winner vs. No. 3 seed
- Game 6 - Game 4 winner vs. No. 4 seed

Saturday, March 14 (Semifinals at Smoothie King Center)

- Game 7 - Game 5 winner vs. No. 2 seed
- Game 8 - Game 6 winner vs. No. 1 seed

2020 CHAMPIONSHIP GAME

Sunday, March 15 (at Smoothie King Center)

- Game 9 - Game 7 winner vs. Game 8 winner

KEY:

- 1-Red Wolves Classic (Jonesboro, Ark.)
- 2-Spartan Invitational (Greensboro, N.C.)
- 3-2K Empire Classic benefiting Wounded Warrior Project (Riverside, Calif.)
- 4-MGM Resorts Main Event (Las Vegas, Nev.)
- 5-Battle 4 Atlantis Mainland (Elon, N.C.)
- 6-Myrtle Beach Invitational (Conway, S.C.)
- 7-Wild West Showdown (San Marcos, Texas)
- 8-Barclays Center Classic
- 9-Gulf Coast Showcase (Estero, Fla.)
- 10-Hilton Garden Inn FGCU Classic (Fort Myers, Fla.)



2020 MEN'S BASKETBALL CHAMPIONSHIP

CAMPUS SITES • MARCH 7, 9 & 11 • NEW ORLEANS | SMOOTHIE KING CENTER • MARCH 14 & 15

PRESENTED BY FIRST BANK AND TRUST




FIRST ROUND | 3/7

SECOND ROUND | 3/9

QUARTERFINALS 3/11

SEMIFINALS 3/14

FINAL 3/15



ALL TIMES CENTRAL AND SUBJECT TO CHANGE

NOTE: Games listed in the red boxes will be played on campus at sites to be determined. The semifinal and championship games will be played at the Smoothie King Center.

[/SUNBELTCONFERENCE](https://www.facebook.com/SUNBELTCONFERENCE) | [@SUNBELT](https://twitter.com/SUNBELT) | [@SUNBELT](https://www.instagram.com/SUNBELT) | [/SUNBELTSPORTS](https://www.youtube.com/SUNBELTSPORTS)



OPENED 2012 | CAPACITY - 3,212

**SITE OF THE:
2013, 2014 AND 2015 VISITMYRTLEBEACH.COM BIG SOUTH BASKETBALL CHAMPIONSHIPS**

2017 WOMEN'S ACC CHAMPIONSHIP

2017 PUERTO RICO TIP-OFF AT MYRTLE BEACH

2018 AND 2019 MYRTLE BEACH INVITATIONAL

Kierre Greenwood (top) scored the first points in The HTC Center in a men's basketball game with a three-pointer at the 19:16 mark of the first half in the program's inaugural game in the facility on Nov. 9, 2012. Anthony Raffa (bottom) holds The HTC Center single-game scoring record by a Chanticleer with 34 against Florida International on Nov. 24, 2012.



THE HTC CENTER: Coastal Carolina University opened its new Student Recreation and Convocation Center – The HTC Center – in August 2012. The \$35 million facility provides more than 131,000 square feet of space that is the home of Chanticleer men’s and women’s basketball, and volleyball, and serves as the university’s student recreation center. The HTC Center accommodates more than 3,200 fans for athletic events and is equipped with state-of-the-art technology, including a Daktronics videoboard system.

The facility provides locker rooms for men’s and women’s basketball, volleyball, coaches and referees; coaches’ offices and team meeting rooms; media/press areas; two hospitality suites and three food concession areas. The campus bookstore – the Chanticleer Store – is also located in The HTC Center.

CCU was selected to host the VisitMyrtleBeach.com Big South Men’s and Women’s Basketball Championships in The HTC Center for four years, beginning in 2013. The tournament included 20 basketball games in six days. The winners of the Big South tournaments received an automatic bid into the NCAA Division I tournament.

CCU also hosted the 2017 Atlantic Coast Conference (ACC) Women’s Basketball Championship.

In 2017, the Puerto Rico Classic was moved to the HTC Center following the devastation Hurricane Maria left in Puerto Rico.



(From left to right): CCU President David DeCenzo, HTC VP of Customer Relations Brent Groome, HTC Chief Operations Officer Mike Hagg and HTC Director of Marketing Tom Vitt pose for a photo at the Aug. 6, 2012, news conference announcing HTC’s naming rights gift for the student recreation and convocation center.

The recreation portion of The HTC Center includes a 1/9-mile indoor track, multiple aerobic and fitness studios, strength and conditioning equipment, and a 38-foot climbing wall. Students are also able to check out kayaks, camping equipment, bicycles, paddleboards and fishing equipment.

Plans for a student recreation center began in 2008 following a resolution presented by the Student Government Association to the Board of Trustees recommending the new facility. Acting on this student-led recommendation, the Board of Trustees passed a student-approved fee increase to support construction funding. The groundbreaking for the facility was held April 15, 2010.

Both the men’s and women’s programs opened the facility with victories. The men defeated the University of Akron 74-70 in an overtime thriller on Nov. 9, 2012. The women’s program followed with a 58-39 victory against North Carolina Central University on Nov. 12, 2012.

**The HTC Center
Men’s Basketball Firsts**

- Opponent**..... Akron (Nov. 9, 2012)
- Win**..... 74-70 vs. Akron (Nov. 9, 2012)
- Free Throw** Anthony Raffa (Nov. 9, 2012)
- 2 pt FG** Jake Kretzer (Akron) (Nov. 9, 2012)
- 3 pt FG** Kierre Greenwood (Nov. 9, 2012)
- Blocked Shot** El Hadji Ndieguene (Nov. 9, 2012)
- CCU Starting Lineup** W. Gillis (G), A. Raffa (G), K. Greenwood (G), M. Enanga (F) E.H. Ndieguene (C)
- Assist** Anthony Raffa (Nov. 9, 2012)
- Steal** Anthony Raffa (Nov. 9, 2012)
- Double-Double** Zeke Marshall (15 pts./10 reb.) (Akron) (Nov. 9, 2012)



Coastal Carolina University dignitaries along with basketball and volleyball student-athletes put the first shovels in the ground as part of the groundbreaking ceremony for The HTC Center on April 15, 2010.

THE HTC CENTER ATTENDANCE RECORDS - MEN'S BASKETBALL

TOP 10 LARGEST CROWDS

1. West Virginia vs. Western Kentucky (11/16/18)3,370
Myrtle Beach Invitational
2. West Virginia vs. Monmouth (11/15/18).....3,307
Myrtle Beach Invitational
3. Coastal Carolina vs. Auburn (12/02/15)3,286
Coastal Carolina vs. Clemson (12/19/12)3,286
5. Coastal Carolina vs. Akron (11/09/12).....3,278
6. 2015 Big South Championship Quarterfinal (03/02/15)3,275
Session II -- Gardner-Webb vs. High Point / Coastal Carolina vs. UNC Asheville
7. 2013 Big South Championship Quarterfinal (03/05/13)3,266
Session II -- Campbell vs. Presbyterian / Coastal Carolina vs. Liberty
8. Coastal Carolina vs. Ole Miss (11/16/13)3,241
9. Coastal Carolina vs. Winthrop (01/18/14)3,179
10. 2014 Big South Championship Quarterfinal (03/06/13)3,175
Session II -- Coastal Carolina vs. Charleston Southern / VMI vs. Gardner-Webb



ATTENDANCE OF 2,500-PLUS

- | | |
|--|--|
| <ol style="list-style-type: none"> 1. Coastal Carolina vs. Auburn (12/02/15)3,286
Coastal Carolina vs. Clemson (12/19/12).....3,286 3. Coastal Carolina vs. Akron (11/09/12)3,278 4. 2015 Big South Championship Quarterfinal (03/02/15).....3,275
<i>Session II -- Gardner-Webb vs. High Point / Coastal Carolina vs. UNC Asheville</i> 5. 2013 Big South Championship Quarterfinal (03/05/13)3,266
<i>Session II -- Campbell vs. Presbyterian / Coastal Carolina vs. Liberty</i> 6. Coastal Carolina vs. Ole Miss (11/16/13).....3,241 7. Coastal Carolina vs. Winthrop (01/18/14)3,179 8. 2014 Big South Championship Quarterfinal (03/06/13)3,175
<i>Session II -- Coastal Carolina vs. Charleston Southern / VMI vs. Gardner-Webb</i> 9. Coastal Carolina vs. Winthrop (03/09/14)3,072
<i>2014 Big South Championship Game</i> 10. Coastal Carolina vs. Winthrop (03/08/15)2,957
<i>2015 Big South Championship Game</i> | <ol style="list-style-type: none"> 11. Coastal Carolina vs. Charleston Southern (03/01/14)2,939 12. 2014 Big South Championship Semifinal (03/08/14)2,892
<i>Session I -- Winthrop vs. UNC Asheville / Coastal Carolina vs. VMI</i> 13. 2015 Big South Championship Semifinal (03/08/14)2,892
<i>Session I -- Winthrop vs. Longwood / Coastal Carolina vs. Gardner-Webb</i> 14. Coastal Carolina vs. Campbell (01/26/13)2,885 15. Coastal Carolina vs. UNC Asheville (01/15/14).....2,879 16. Coastal Carolina vs. Winthrop (01/28/15)2,839 17. Coastal Carolina vs. Boston Univ. (12/06/12)2,768 18. Coastal Carolina vs. trinity Baptist (11/14/14)2,765 19. Coastal Carolina vs. High Point (02/05/14).....2,639 20. Coastal Carolina vs. Winthrop (02/27/13)2,635 21. Coastal Carolina vs. High Point (02/06/15).....2,566 22. Coastal Carolina vs. Presbyterian College (01/24/15)2,531 23. Coastal Carolina vs. Charleston Southern (02/25/16)2,514 |
|--|--|

THE HTC CENTER FACILITY RECORDS

TEAM RECORDS

POINTS

1. Coastal Carolina vs Reinhardt (12/14/13)	118
2. Coastal Carolina vs Piedmont Inter. (11/21/15)	116
3. Coastal Carolina vs Grace Bible (11/18/15)	104
4. Coastal Carolina vs Piedmont Inter. (11/10/17)	102
5. Coastal Carolina vs Piedmont Inter. (12/05/16)	100
6. Coastal Carolina vs Louisiana (02/02/19)	96
Coastal Carolina vs Liberty (02/14/15)	96
UNC Asheville vs Radford (03/07/14)	96
Coastal Carolina vs Johnson & Wales (11/20/12)	96
10. Coastal Carolina vs. Georgia State (02/23/19)	95

FIELD GOALS MADE

1. Coastal Carolina vs Piedmont Inter. (11/21/15)	43
2. Coastal Carolina vs Reinhardt (12/14/13)	42
3. Coastal Carolina vs Grace Bible (11/18/15)	40
4. Coastal Carolina vs South Alabama (3/7/19)	37
Coastal Carolina vs Greensboro College (12/30/12)	37
6. Radford vs UNC Asheville (03/07/14)	36
Coastal Carolina vs Johnson & Wales (11/20/12)	36
8. Coastal Carolina vs Hampton (03/15/17)	35
9. Coastal Carolina vs Methodist (11/20/18)	34
Coastal Carolina vs Wyoming (03/27/17)	34
Coastal Carolina vs Georgia Southern (01/23/17)	34
Coastal Carolina vs Liberty (02/14/15)	34

FIELD GOALS ATTEMPTED

1. Coastal Carolina vs Warren Wilson (12/11/14)	77
2. Coastal Carolina vs Grace Bible (11/18/15)	76
Coastal Carolina vs Charleston Southern (03/07/14)	76
4. Charleston Southern vs VMI (03/09/13)	74
5. Coastal Carolina vs Guilford College (11/11/13)	73
Coastal Carolina vs Johnson & Wales (11/20/12)	73
7. Coastal Carolina vs Howard (03/20/19)	72
Coastal Carolina vs Wyoming (03/27/17)	72
Gardner-Webb vs VMI (03/07/14)	72
UNC Asheville vs Longwood (03/05/13)	72

3-POINT FIELD GOALS MADE

1. Coastal Carolina vs Georgia State (02/23/19)	14
Coastal Carolina vs Arkansas State (01/07/17)	14
3. Coastal Carolina vs Louisiana (02/02/19)	13
Coastal Carolina vs. Wyoming (03/27/17)	13
Coastal Carolina vs. Wofford (12/19/16)	13
Coastal Carolina vs UNC Asheville (12/03/16)	13
Coastal Carolina vs Piedmont Inter. (11/21/15)	13
Campbell vs Charleston Southern (03/05/14)	13
Coastal Carolina vs Liberty (02/14/15)	13
Coastal Carolina vs N.C. Wesleyan (12/05/13)	13

3-POINT FIELD GOALS ATTEMPTED

1. Grace Bible vs Coastal Carolina (11/18/15)	39
North Carolina Central vs Coastal Carolina (12/10/16)	38
Coppin State vs Coastal Carolina (11/16/16)	36
Coastal Carolina vs Charleston Southern (03/07/14)	36
5. Wyoming vs Coastal Carolina (03/27/17)	34
Greensboro vs Coastal Carolina (12/30/12)	34
7. Ferrum vs Coastal Carolina (11/06/18)	33
Appalachian State vs Coastal Carolina (01/14/17)	33
Texas Arlington vs Coastal Carolina (01/30/17)	33
Coastal Carolina vs Texas Arlington (01/30/17)	33
Liberty vs Coastal Carolina (01/06/16)	33

NC Wesleyan vs Coastal Carolina (12/09/15)	33
Akron vs Coastal Carolina (11/09/12)	33

FREE THROWS MADE

1. Coastal Carolina vs Columbia Inter. (11/18/14)	29
Coastal Carolina vs St. Francis Brooklyn (11/23/13)	29
3. Coastal Carolina vs ULM (1/31/19)	27
Gardner-Webb vs VMI (03/07/14)	27
5. Coastal Carolina vs Illinois-Chicago (03/22/17)	26
6. Georgia State vs Coastal Carolina (02/23/19)	25
UNC Asheville vs Radford (03/07/14)	25
VMI vs Longwood (03/07/13)	25
Liberty vs Coastal Carolina (03/05/13)	25
Longwood vs UNC Asheville (03/05/13)	25

FREE THROWS ATTEMPTED

1. Ole Miss vs Coastal Carolina (11/16/13)	40
2. Coastal Carolina vs Piedmont Inter. (11/22/14)	39
3. Coastal Carolina vs St. Francis Brooklyn (11/23/13)	38
4. Coastal Carolina vs Troy (03/09/19)	37
Gardner-Webb vs VMI (03/07/14)	37
6. Coastal Carolina vs Piedmont Inter. (12/05/16)	36
7. Coastal Carolina vs NC Wesleyan (12/09/15)	35
Coastal Carolina vs Campbell (01/30/16)	35
9. Coastal Carolina vs Louisiana-Monroe (01/31/19)	34
Coastal Carolina vs Appalachian State (01/14/17)	34

REBOUNDS

1. Coastal Carolina vs Warren Wilson (12/11/14)	66
2. Coastal Carolina vs Johnson & Wales (11/20/12)	60
3. Coastal Carolina vs Coppin State (11/16/16)	59
Coastal Carolina vs Piedmont Inter. (11/21/15)	59
Coastal Carolina vs Charleston Southern (03/07/14)	59
6. Coastal Carolina vs Piedmont Inter. (12/05/16)	56
7. Coastal Carolina vs Georgia State (02/23/19)	53
Coastal Carolina vs Howard (03/20/19)	53
Coastal Carolina vs Piedmont Inter. (11/22/14)	53
Coastal Carolina vs Trinity Baptist (11/14/14)	53

ASSISTS

1. Coastal Carolina vs Grace Bible (11/18/15)	23
2. Coastal Carolina vs South Alabama (03/07/19)	22
Coastal Carolina vs Piedmont Inter. (11/21/15)	22
4. Piedmont Inter. vs Coastal Carolina (12/05/16)	21
UNC Asheville vs Coastal Carolina (12/03/16)	21
Chattanooga vs Coastal Carolina (11/29/16)	21
7. Coastal Carolina vs Louisiana (02/02/19)	20
NC Wesleyan vs Coastal Carolina (12/09/15)	20
Coastal Carolina vs Presbyterian (01/14/16)	20
10. Coastal Carolina vs Georgia State (02/23/19)	19
Coastal Carolina vs Reinhardt Univ. (12/14/13)	19

STEALS

1. Coastal Carolina vs Illinois-Chicago (03/22/17)	16
2. Coastal Carolina vs Trinity Baptist (11/14/14)	15
UNC Asheville vs Longwood (03/05/13)	15
Coastal Carolina vs UNC Asheville (12/13/12)	15
Coastal Carolina vs Toccoa Falls (12/13/12)	15
Coastal Carolina vs Johnson & Wales (11/20/12)	15
7. Coastal Carolina vs UNC Asheville (03/06/15)	14
8. Coastal Carolina vs Appalachian State (01/19/19)	13
9. North Carolina Central vs Coastal Carolina (12/16/18)	12

Coastal Carolina vs Methodist (11/30/16)	12
Gardner-Webb vs High Point (03/06/15)	12
UNC Asheville vs Liberty (03/04/15)	12
Coastal Carolina vs Guilford College (11/11/13)	12

BLOCKED SHOTS

1. Coastal Carolina vs Grand Canyon (03/23/16)	10
Coastal Carolina vs VMI (03/08/14)	10
3. Ole Miss vs Coastal Carolina (11/16/13)	9
4. Coastal Carolina vs Presbyterian (01/14/16)	8
Coastal Carolina vs UNC Asheville (03/06/15)	8
6. Coastal Carolina vs Loyola (Md.) (03/20/17)	7
Coastal Carolina vs Radford (12/06/15)	7
High Point vs Winthrop (03/07/14)	7
Radford vs Coastal Carolina (02/02/13)	7
Coastal Carolina vs Liberty (03/05/13)	7

TURNOVERS

1. Columbia Inter. vs Coastal Carolina (11/18/14)	31
2. Coastal Carolina vs Ole Miss (11/16/13)	28
3. Toccoa Falls vs Coastal Carolina (12/13/12)	25
Johnson & Wales vs Coastal Carolina (11/20/12)	25
5. Illinois-Chicago vs Coastal Carolina (03/22/17)	23
Louisiana vs Coastal Carolina (11/24/13)	23
7. Ferrum vs Coastal Carolina (11/06/18)	21
UNC Asheville vs Coastal Carolina (03/06/15)	21
Coastal Carolina vs Western Carolina (12/04/13)	21
10. Coastal Carolina vs Methodist (11/30/16)	20

FOULS

1. Columbia Inter. vs Coastal Carolina (11/18/14)	31
2. Coastal Carolina vs Ole Miss (11/16/13)	28
3. Coastal Carolina vs Georgia Souther (02/21/190)	27
NC Wesleyan vs Coastal Carolina (12/09/15)	27
4. Piedmont Inter. vs Coastal Carolina (12/05/16)	26
Auburn vs Coastal Carolina (12/02/15)	26
VMI vs Gardner-Webb (03/07/14)	26
Radford vs Gardner-Webb (03/07/14)	26
9. Troy vs Coastal Carolina (03/09/19)	25
Ferrum vs Coastal Carolina (11/06/19)	25
High Point vs Coastal Carolina (02/06/15)	25
Coastal Carolina vs Liberty (03/05/13)	25



Badou Digane (23) notches one of Coastal's facility-record 10 blocked shots against VMI during the semifinal round of the Big South Championship on March 8, 2014

THE HTC CENTER FACILITY RECORDS

INDIVIDUAL RECORDS

POINTS

1. Quinton Wood Reinhardt Univ. vs Coastal Carolina (12/14/13)	36
Michael Kessens Longwood vs VMI (03/07/13)	36
3. Anthony Raffa Coastal Carolina vs FIU (11/24/12)	34
Andrew Rousey UNC Asheville vs Liberty (03/04/15)	34
5. Arlon Harper Charleston Southern vs VMI (03/09/13)	33
John Brown High Point vs Gardner-Webb (03/06/15)	33
7. Artur Labinowicz Georgia State vs Coastal Carolina (01/13/18)	32
Ronshad Shabazz Appalachian State vs Iowa State (11/16/17)	32
9. D'Marcus Simonds Georgia State vs Coastal Carolina (02/23/19)	31
Thomas Wilder Appalachian State vs Western Michigan (11/17/17)	31
Jerome Hill Gardner-Webb vs Coastal Carolina (01/17/15)	31
Stan Okoye VMI vs Longwood (03/07/13)	31
Rodney Glasgow VMI vs Charleston Southern (03/09/13)	31

FIELD GOALS MADE

1. Quinton Wood Reinhardt Univ. vs Coastal Carolina (12/14/13)	15
2. Michael Kessens Longwood vs VMI (03/07/13)	13
3. Anthony Raffa Coastal Carolina vs FIU (11/24/12)	12
D.J. Covington VMI vs Longwood (03/07/13)	12
Rodney Glasgow VMI vs Charleston Southern (03/09/13)	12
Jordan Dowling Presbyterian vs Radford (03/05/14)	12
7. Jerome Hill Gardner-Webb vs Coastal Carolina (01/17/15)	11
Elijah Wilson Coastal Carolina vs Western Carolina (12/04/13)	11
John Brown High Point vs Gardner-Webb (03/06/15)	11
10. Seven tied LAST: Elijah Wilson - Coastal Carolina vs UNC Asheville (03/06/15)	10

FIELD GOALS ATTEMPTED

1. Quinton Wood Reinhardt Univ. vs Coastal Carolina (12/14/13)	23
Anthony Raffa Coastal Carolina vs FIU (11/24/12)	23
Rodney Glasgo VMI vs Charleston Southern (03/09/13)	23
Jordan Dowling Presbyterian vs Radford (03/05/14)	23
5. Jerome Hill Gardner-Webb vs Coastal Carolina (01/17/15)	22
6. Tyrell Gumbs-Frater Coastal Carolina vs Georgia State (02/23/19)	21



Anthony Raffa (2) has scored the most points by a Chanticleer in The HTC Center with his 34 against Florida International on Nov. 24, 2012.



Tyrell Gumbs-Frater owns The HTC Center record for 3-pointers made with nine against Georgia State on Feb. 23, 2019.

Elijah Wilson Coastal Carolina vs Charleston Southern (03/07/14)	21
Stan Okoye VMI vs Coastal Carolina (01/19/13)	21
John Brown High Point vs Gardner-Webb (03/06/15)	21
Jeremy Atkinson UNC Asheville vs Longwood (03/05/13)	21
Michael Kessens Longwood vs VMI (03/07/13)	21

3-POINT FIELD GOALS MADE

1. Tyrell Gumbs-Frater Coastal Carolina vs Georgia State (02/23/19)	9
2. Elijah Wilson Coastal Carolina vs UNC Asheville (03/06/15)	7
Andrew Rousey UNC Asheville vs Liberty (03/04/15)	7
4. Keyshawn Evans Illinois State vs Tulsa (11/19/17)	6
Artur Labinowicz Georgia State vs Coastal Carolina (01/13/18)	6
Xavian Rimmer Louisiana vs Coastal Carolina (11/24/13)	6
Josh Cameron Coastal Carolina vs N.C. Wesleyan (12/05/13)	6
Lugman Tijani Greensboro College vs Coastal Carolina (12/30/12)	6
Anthony Raffa Coastal Carolina vs Gardner-Webb (02/16/13)	6
Jordan Dowling Presbyterian vs Radford (03/05/14)	6
Davon Marshall Liberty vs Charleston Southern (03/10/13)	6

3-POINT FIELD GOALS ATTEMPTED

1. Tyrell Gumbs-Frater Coastal Carolina vs Georgia State (02/23/19)	19
2. Josh Cameron Coastal Carolina vs Charleston Southern (03/07/14)	14
3. Artur Labinowicz Georgia State vs Coastal Carolina (01/13/19)	12
Ronshad Shabazz Appalachian State vs Iowa State (11/16/17)	12
Elijah Wilson Coastal Carolina vs Charleston Southern (03/07/14)	12
Saah Nimley Charleston Southern vs Coastal Carolina (01/03/15)	12
7. Jordan Downing Presbyterian vs Longwood (03/04/15)	11
QJ Peterson VMI vs Coastal Carolina (03/08/14)	11
Ty Johnson Warren Wilson vs Coastal Carolina (12/11/14)	11
LaMel Hamberg Trinity Baptist vs Coastal Carolina (11/14/14)	11
Mathiang Muo Charleston Southern vs Winthrop (03/07/13)	11

THE HTC CENTER FACILITY RECORDS

INDIVIDUAL RECORDS

FREE THROWS MADE

1. Jerome Hill	13
Gardner-Webb vs Coastal Carolina (03/07/15)	
Donta Harper	13
Gardner-Webb vs Coastal Carolina (02/16/13)	
3. Thomos Wilder	12
Appalachian State vs Western Michigan (11/17/17)	
Stan Okoye	12
VMI vs Longwood (03/07/13)	
5. Zac Cuthbertson	11
Coastal Carolina vs Louisiana Monroe (01/31/19)	
John Brown	11
High Point vs Gardner-Webb (03/06/15)	
Shaquille Johnson	11
Longwood vs Presbyterian (03/04/15)	
Jaron Lane	11
UNC Asheville vs Radford (03/07/14)	
John Caleb Sanders	11
Liberty vs VMI (03/07/13)	
10. Artur Labinowicz	10
South Alabama vs Coastal Carolina (02/17/18)	
Zac Cuthbertson	10
Texas State vs Coastal Carolina (12/23/17)	
Javonte Green	10
Radford vs Winthrop (03/06/15)	
Michael Kessens	10
Longwood vs VMI (03/07/13)	
Josh Cameron	10
Coastal Carolina vs Western Carolina (12/04/13)	

FREE THROWS ATTEMPTED

1. Jerome Hill	19
Gardner-Webb vs Coastal Carolina (03/07/15)	
2. Zac Cuthbertson	16
Texas State vs Coastal Carolina (12/13/17)	
Donta Harper	16
Gardner-Webb vs Coastal Carolina (02/16/13)	
4. Justin Forrest	15
Appalachian State vs Iowa State (11/16/17)	
Javonte Green	15
Radford vs Winthrop (03/06/15)	
6. Thomas Wilder	14
Western Michigan vs Appalachian State (11/17/17)	
Chris Silva	14
South Carolina vs Illinois State (11/16/17)	
Shaquille Johnson	14
Longwood vs Presbyterian (03/04/15)	
Jerome Hill	14
Gardner-Webb vs VMI (03/07/14)	
Stan Okoye	14
VMI vs Longwood (03/07/13)	

REBOUNDS

1. D.J. Cunningham	19
UNC Asheville vs Radford (03/07/14)	
2. Chandler Hutchison	18
Boise State vs Illinois State (11/17/17)	
Badou Diagne	18
Coastal Carolina vs Presbyterian College (02/26/14)	
4. Jerome Hill	16
Gardner-Webb vs VMI (03/07/14)	
Jerome Hill	16



Badou Diagne (23) ranks second in The HTC Center history with an 18-rebound effort against Presbyterian College on Feb. 26, 2014.



Warren Gills (0) owns The HTC Center record with seven steals, achieved against Gardner-Webb on Feb. 15, 2014.

Gardner-Webb vs Longwood (03/05/14)	
Michael Kessens	16
Longwood vs VMI (03/07/13)	
El Hadji Ndieguene	16
Coastal Carolina vs N.C. Wesleyan (12/05/13)	
8. DeMario Beck	10
Saint Andrews vs Coastal Carolina (11/22/17)	
Shaquille Johnson	15
Longwood vs Charleston Southern (03/06/15)	
10. Seven tied	14
LAST: Zac Cuthbertson - CCU vs Georgia State (12/23/19)	

ASSISTS

1. Ebrima Dibba	11
Coastal Carolina vs South Alabama (03/07/19)	
Nick Weiler Babbs	11
Iowa State vs Boise State (11/19/17)	
3. Jaylen Shaw	10
South Alabama vs Coastal Carolina (02/17/18)	
Jaylen Shaw	10
Wake Forest vs Coastal Carolina (12/18/17)	
Eric Washington	10
Presbyterian vs Campbell (03/05/13)	
6. Lucas Woodhouse	9
Longwood vs VMI (03/07/13)	
Elfrid Payton	9
Louisiana vs Coastal Carolina (11/24/13)	
8. Nick Weiler Babbs	8
Iowa State vs Boise State (11/17/17)	
Kierre Greenwood	8
Coastal Carolina vs VMI (01/19/13)	
Kierre Greenwood	8
Coastal Carolina vs Greensboro College (12/30/12)	
Kierre Greenwood	8
Coastal Carolina vs Toccoa Falls (12/13/12)	

STEALS

1. Warren Gills	7
Coastal Carolina vs Gardner-Webb (02/15/14)	
2. Warren Gills	6
Coastal Carolina vs Louisiana (11/24/13)	
Tristian Carey	6
Longwood vs UNC Asheville (03/05/13)	
4. Tyler Strange	5
Gardner-Webb vs High Point (03/06/15)	
Arlon Harper	5
Charleston Southern vs Longwood (03/06/15)	
GILLIS, Warren	5
Coastal Carolina vs Winthrop (01/28/15)	
QJ Peterson	5
VMI vs Coastal Carolina (03/08/14)	
8. 20 tied	4
LAST: Jaylen Shaw - Coastal Carolina vs South Alabama (02/17/18)	

BLOCKED SHOTS

1. Shaquille Johnson	5
Longwood vs Charleston Southern (03/06/15)	
D.J. Covington	5
VMI vs Charleston Southern (03/09/13)	
3. 14 tied	4
LAST: Josh Coleman - Texas State vs CCU (03/07/19)	

CHANTICLEER COACHES

CLIFF ELLIS

HEAD COACH • FLORIDA STATE, 1968

13th Season at Coastal Carolina • 230-164 (27-27 Sun Belt / 109-64 Big South)

46th season overall • 842-513

Overall Division I Record: 764-501



THE ELLIS FILE

EXPERIENCE

46th Season Overall
44th Season in NCAA Division I
13th Season at Coastal Carolina

ALMA MATER

Florida State, 1968
(B.S. Physical Education)
Middle Tennessee State, 1972
(M.Ed. Physical Education)

BIRTHDATE

December 5, 1945

HOMETOWN

Marianna, Florida

FAMILY

Wife - Carolyn
Daughters - Chrissy, Anna Catherine
Son - Clay
Grandchildren - Hannah Grace, Ellis,
Sarah, Abbey

COACHING EXPERIENCE

Ruckel Junior High, Assistant Coach, 1968-69
Niceville High School, Assistant Coach, 1969-71
Vanguard High School, Head Coach, 1971-72
Cumberland Univ., Head Coach, 1972-75
South Alabama, Head Coach, 1975-84
Clemson, Head Coach, 1984-94
Auburn, Head Coach, 1994-04
Coastal Carolina, Head Coach, 2007-present

ACHIEVEMENTS

- 1999 AP National Coach of the Year
- 10 Conference Championships
- 10 NCAA Tournament Appearances
- 12 NIT Appearances
- Six-Time Conference Coach of the Year
- Coached 50 Professional Players

The 2019-20 campaign marks Cliff Ellis' 13th season as the head coach of the Coastal Carolina men's basketball program.

His 842 wins as a collegiate head coach has him ranked 17th all-time among all coaches. His 764 division I wins has him fifth entering the season among all active Division I coaches.

In 2017, he won his 200th game as CCU's head coach becoming only the second coach in CCU history to win 200 games. He only trails long-time CCU head coach Russ Bergman, (1976-94) who finished his career with 306 victories.

A coach who has had many honors come his way, Ellis' latest honor came on August 17, 2018, when Cumberland University (Tenn.), the college that gave him his first collegiate head coaching job, named the playing court at the Dallas Floyd Phoenix Arena "The Cliff Ellis Court".

On January 14, 2017, Ellis became one of the few 800-game winners in collegiate basketball with the Chants' 85-73 win over Appalachian State.

He also enters the 2019-20 season as the all-time winningest NCAA Division I coach in South Carolina history. His combined wins while leading both Clemson and Coastal Carolina stands at 395, 112 more than his nearest competitor, former long-time South Carolina coach, Frank McGuire, who had 283 wins with the Gamecocks.

Ellis is a member of three halls of fame after entering Clemson's in 2013. He was already part of the Mobile (Ala.) Area Sports and Cumberland College halls of fame. He was also named the recipient of the 2014 Gene Bartow Award, which recognizes those who have made outstanding contributions to the game, on and off the floor.

He is also just one of four coaches in NCAA Division I history to make multiple NCAA Tournament appearances with four separate schools and has been named conference Coach of the Year six times in his career.

Over his 40-year coaching career, Ellis has guided his squads to 10 NCAA Tournaments and earned 13 National Invitation Tournament bids. Ellis' teams have advanced to the Sweet 16 of the NCAA Tournament three times: once with Clemson in 1990 and twice with Auburn (1999 and 2003).

Ellis led the Chanticleers into their new conference, the Sun Belt, during the 2016-17 season. CCU finished the season with a 20-19 record and tied for sixth in the conference with a 10-8 season.

Following the season, CCU received an invitation to its first College Basketball Invitation where it won four games before falling in the championship game at Wyoming.

Ellis had his starting guard Jaylen Shaw become the first Chanticleer to receive All-Sun Belt honors following the season.

Elijah Wilson capped off his career as one of the best to ever put on the teal, finishing third among all CCU career-scorers with 1,885 points.

The 2015-16 was the final season in Big South play and Ellis led the team to a 21-12 record and a tie for third in the conference with a 12-6 record.

CCU played in the CIT following the season registering three consec-

utive wins before falling in the semifinals to UC Irvine.

Elijah Wilson and Shivaughn Wiggins were named honorable mention All-Big South while Tristan Curtis received the Big South Scholar-Athlete of the Year award.

Following the 2014-15 season, Ellis' 692 victories ranked him 20th on the list of all-time career coaching victories in the history of Division I basketball. While at Coastal Carolina, Ellis has amassed a pair of Big South regular season championships and two conference tournament titles, making him one of only 12 coaches in NCAA Division I history to lead four different institutions to the NCAA Tournament. Furthermore, with a victory over UNC Asheville on Feb. 3, 2015, Ellis became the only coach in NCAA Division I history to tally 150-plus wins at four institutions. He is also one of two coaches to win championships in both the Atlantic Coast Conference and Southeastern Conference.

In 2014-15, Ellis guided the Chanticleers to a 21-9 regular season record, including a 12-6 mark in Big South play to earn the No. 3 seed in the VisitMyrtleBeach.com Big South Basketball Championship. In the league tournament the Chants rallied for wins over UNC Asheville and Gardner-Webb before running away from Winthrop in the title game to secure a second straight trip to the NCAA Tournament -- a program first. Coastal was seeded 16th in the West Region and faced No. 1-seeded Wisconsin in the NCAA Tournament. The Chants took a pair of early leads over the Badgers, but the eventual national runner-up pulled away for an 86-72 victory.

In addition to a signature non-conference victory at Auburn and a 15-2 home record, 2014-15 highlights included Josh Cameron earning a pair of Big South Player of the Week awards, Warren Gillis surpassing the 1,000 career point total and earning second team all-conference honors along with Elijah Wilson being named the Big South Tournament MVP after averaging 20.3 points per game.

Ellis led the Chants to a 19-12 regular season finish during the 2013-14 season, including an 11-5 conference record earning the Chants' first Big South Conference South Division Championship. Coastal went on to win three-straight games in the VisitMyrtleBeach.com Big South Championship to earn its third Big South Conference Tournament Championship, first since 1991. Coastal nearly upset top-seed Virginia at the NCAA Tournament. The Chants led by as many as 10 points in the first half but a late surge by the Cavaliers gave UVA the victory.

Warren Gillis was named second team All-Big South Conference while Elijah Wilson earned an honorable mention. Wilson was also named to the Big South All-Freshman Team. Gillis went on to earn Tournament MVP honors while Josh Cameron was named to the All-Tournament team.

Ellis' 2012-13 campaign featured a season opening win over perennial mid-major power Akron when the Chants opened their new home, The HTC Center. Coastal also picked up a 69-46 home win over Clemson in late December, giving Ellis back-to-back victories over the Tigers.

Ellis led Coastal to a 14-15 overall record in 2012-13 but the Chants were 12-4 at home with a near perfect 7-1 conference home ledger. El-

CLIFF ELLIS IS THE ONLY COACH IN NCAA DIVISION I HISTORY TO WIN 170-PLUS GAMES AT FOUR DIFFERENT UNIVERSITIES

ELLIS' COACHING RECORD

HEAD COACHING RECORD

Year	School	Record	Conference	
			Finish	Postseason
1972-73	Cumberland (TN)	26-4	--	--
1973-74	Cumberland (TN)	26-4	--	--
1974-75	Cumberland (TN)	26-4	--	--

THREE SEASONS **78-12 (.867)** Two Championships

Year	School	Record	Conference	
			Finish	Postseason
1975-76	South Alabama	18-9	--	--
1976-77	South Alabama	17-10	3rd	--
1977-78	South Alabama	18-10	4th	--
1978-79	South Alabama	20-7	1st	NCAA 1st Rd.
1979-80	South Alabama	23-6	1st	NCAA 1st Rd.
1980-81	South Alabama	25-6	1st	NIT Quarterfinal
1981-82	South Alabama	12-16	6th	--
1982-83	South Alabama	16-12	5th	--
1983-84	South Alabama	22-8	2nd	--

NINE SEASONS **171-84 (.671)**

Year	School	Record	Conference	
			Finish	Postseason
1984-85	Clemson	16-13	t-6th	NIT 1st Rd.
1985-86	Clemson	19-15	7th	NIT Quarterfinal
1986-87	Clemson	25-6	2nd	NCAA 1st Rd.
1987-88	Clemson	14-15	7th	NIT 1st Rd.
1988-89	Clemson	19-11	6th	NCAA 2nd Rd.
1989-90	Clemson	24-8 ¹	1st	NCAA Sweet 16
1990-91	Clemson	11-17	7th	--
1991-92	Clemson	14-14	9th	--
1992-93	Clemson	17-13	7th	NIT 2nd Rd.
1993-94	Clemson	18-16	t-7th	NIT Quarterfinal

10 SEASONS **177-128 (.580)**

¹ - Two wins and one loss in NCAA Tournament games vacated

Year	School	Record	Conference	
			Finish	Postseason
1994-95	Auburn	16-13	4th (West)	NIT 1st Rd.
1995-96	Auburn	19-13	t-4th (West)	NIT 1st Rd.
1996-97	Auburn	16-15	t-3rd (West)	--
1997-98	Auburn	16-14	3rd (West)	NIT 2nd Rd.
1998-99	Auburn	29-4	1st (West)	NCAA Sweet 16
1999-00	Auburn	24-10	2nd (West)	NCAA 2nd Rd.
2000-01	Auburn	18-14	t-4th (West)	NIT 2nd Rd.
2001-02	Auburn	12-16	6th (West)	--
2002-03	Auburn	22-12	t-2nd (West)	NCAA Sweet 16
2003-04	Auburn	14-14	t-4th (West)	--

10 SEASONS **186-125 (.598)**

Year	School	Record	Conference	
			Finish	Postseason
2007-08	Coastal Carolina	13-15	t-5th	--
2008-09	Coastal Carolina	11-20	7th	--
2009-10	Coastal Carolina	28-7	1st	NIT 1st Rd.
2010-11	Coastal Carolina	28-6	1st	NIT 1st Rd.
2011-12	Coastal Carolina	19-12	2nd	CIT 1st Rd.
2012-13	Coastal Carolina	14-15	4th	--
2013-14	Coastal Carolina	21-13	t-2nd ²	NCAA 1st Rd.
2014-15	Coastal Carolina	24-10	t-3rd	NCAA 1st Rd.
2015-16	Coastal Carolina	21-12	t-3rd	CIT Semifinals
2016-17	Coastal Carolina	20-19	t-6th	CBI Finals
2017-18	Coastal Carolina	14-18	8th	--
2018-19	Coastal Carolina	17-17	t-6th	CBI Semifinals

12 SEASONS **230-164 (.584)**

² - 1991, 1993, 2014 & 2015 NCAA TOURNAMENT PARTICIPANTS -



Ellis helped guide senior Anthony Raffa to all-district and all-conference honors during the season while the Chants finished fourth in the Big South Conference's South Division.

In 2011-12, Ellis led the Chants to their first appearance in the Colleg Insider.com Postseason Tournament. Coastal finished the season with a 19-12 record, while going 12-6 in Big South Conference play. Raffa earned second team all-district honors from the National Association of Basketball Coaches, and Raffa and teammate Chris Gradnigo were named second team All-Big South.

Ellis led the Chants to victories over LSU and Clemson during the season, marking the first time in school history that Coastal Carolina had recorded two wins in the same season over BCS schools. The win over LSU was the second-straight victory for the Chanticleers over the Tigers in as many seasons.

During the 2010-11 season, Ellis led Coastal Carolina to its second straight trip to the NIT after earning an automatic bid by winning the Big South regular season title with a school-record 16-2 conference mark. The Chanticleers opened league play with 15-straight victories and went on to set an all-time Big South record for single-season conference wins.

It was the second-straight season that Coastal Carolina captured the Big South regular season title and was the first time since the 1990 and 1991 seasons that the Chanticleers won consecutive league titles.

The Chanticleers were also a perfect 9-0 on the road in conference during the 2010-11 season and became just the second team in league history to accomplish that feat. In addition, the Chants were also the first team in conference history to win five Big South road games by at least 20 points. Coastal won by 22 at VMI (Jan. 6), 21 at UNC Asheville (Jan. 20), 24 at High Point (Jan. 27), 23 at Radford (Jan. 29) and 20 at Presbyterian (Feb. 10).

Coastal Carolina was also the first team in Big South history to win at least 25 games in back-to-back seasons and owns the conference record for the most wins in consecutive seasons with 56.

Ellis helped orchestrate one of the greatest seasons in Coastal Carolina basketball history in 2009-10, as the Chanticleers won the Big South regular season title with an overall record of 28-7 to set a new school record for the most wins in a season, surpassing the previous record of 24 victories set during the 1990-91 season. Coastal also finished the season with a 15-3 mark inside the Big South to post a new school record for conference victories. Ellis was selected as the Big South Coach of the Year and guided the Chants to a second-place finish in the Big

South Tournament.

Three Chanticleers were named All-Big South in 2009-10 under the direction of Ellis. Senior Joseph Harris and junior Chad Gray were both tabbed to the All-Big South first team, while newcomer Kierre Greenwood was named to the Big South All-Freshman Team. Harris ranked eighth in the Big South in scoring with 14.2 points per game and second in the league and 30th in the nation with 9.6 rebounds per game. Gray stood seventh in the conference in scoring with 14.3 points per game, while Greenwood ranked eighth in assists with 3.34 helpers per game.

Harris flourished under the direction of Ellis and finished his career as the only player in Big South history with 1,000 points, 1,000 rebounds, 200 steals and 100 blocked shots. In fact, Harris ranks first all-time in Big South history in rebounds (1,152) and games played (134), while standing tied for second in field goal percentage (.561).

In 2008-09, Ellis guided the Chants to victories over Conference USA foe East Carolina as well as home wins against UNC Asheville and Winthrop and last-second buzzer-beater victories at High Point and against VMI, who finished second in the Big South. Coastal Carolina had an All-Big South first team selection in Harris, who led the Big South in rebounding and field-goal percentage. He also had 11 straight double-doubles and was in the top-10 in the nation in rebounding despite standing only 6-foot-5.

Despite a myriad of injuries that affected the Chanticleers in Ellis' first season, Coastal Carolina won 13 games, including six Big South contests, and was competitive in most games night in and night out. The Chanticleers defeated Big South Conference Tournament champion Winthrop 50-49 Jan. 26 and had two thrilling buzzer-beating wins over Radford (76-75) Jan. 12 and Charleston Southern (85-78 in OT) Feb. 2. Coastal Carolina also had two big wins over High Point, including a heart-pounding 56-55 win on Feb. 18. Ellis coached Jack Leasure, who was an All-Big South second team selection, an ESPN The Magazine Academic All-America selection and was the Big South Male Scholar-Athlete of the Year for all sports. Ellis also guided Anthony Breeze to a Big South All-Freshman selection.

Ellis spent 10 years (1994-2004) as the head coach at Auburn, posting a 186-125 (.598) record. During his time, Ellis led the Tigers to a school record 29-4 mark in 1998-99, including a 14-2 mark in the SEC to win the league title, and took the team to the NCAA Championship as a No. 1 seed, eventually advancing to the Sweet 16. He was named the 1999 Southeast-

CHANTICLEER COACHES



ern Conference and National Coach of the Year by six different organizations, including the John and Nellie Wooden and Associated Press awards. Ellis also led Auburn to the 2000 NCAA Tournament after a 24-10 record overall, becoming a finalist for National Coach of the Year. He also garnered 1995 SEC Coach of the Year honors in his first year at Auburn after taking the Tigers to a 16-13 record overall, earning a berth in the NIT.

Ellis took the Tigers to seven postseason appearances in his 10 years. A preseason last-place pick in the SEC, the Tigers went to the 2003 NCAA Tournament Sweet 16, losing to eventual National Champion Syracuse 79-78. Auburn had a 22-12 record in 2002-03, 8-8 in the SEC and a runner-up finish in the Western Division. It marked the third-most wins in school history, all three while Ellis was at the helm. Senior Marquis Daniels was a first-team All-SEC selection and the Birmingham News' SEC Player of the Year and went on to play for the Boston Celtics.

In the story book 1998-99 season, the Tigers climbed as high as No. 2 in the nation in both the Associated Press and USA Today/ESPN Coaches polls and finished the season No. 4. Auburn won the outright SEC Championship (the school had only won two in the previous 67-year history of the SEC with the other coming in 1960), SEC Western Division Championship and set the state of Alabama record for victories in a season with a 29-4 record.

Beard-Eaves-Memorial Coliseum sold out seven times, and a record 123,881 fans passed through its doors. The Tigers had never had back-to-back home sellouts in the then 31-year history of the Coliseum. In fact, he reached 100 wins at Auburn faster than any other coach in Tiger history, including the legendary Joel Eaves, Auburn's all-time winningest coach for whom the Coliseum is named.

In 1999-2000, Auburn was named the preseason No. 1 ranked team in the nation by Sports Illustrated and sold out of all 10,500 season tickets for the first time in school history prior to the season. The Tigers spent most of the year in the top 10, had the second-longest home court winning streak in the nation at 30 games and led the SEC's Western Division for 29

straight weeks dating back to 1998-99. The Tigers' 24 wins in 1999-2000 marked the second-most wins in school history, and the Tigers' 50-9 record over the two years was the fourth-best mark in the nation behind Duke, Cincinnati and Stanford. The 53 combined wins were the most wins in back-to-back seasons in school history. Auburn played in the SEC Tournament Championship game for only the third time in school history.

Ellis coached at Clemson from 1984-1994, putting together a 177-128 (.580) record in his tenure. While at Clemson, Ellis led the Tigers to the 1990 Atlantic Coast Conference title, the only one in the school's history, with a 24-8 overall record, a 10-4 ACC mark and an appearance in the NCAA Tournament's Sweet 16. For his efforts, he earned ACC, NABC, and US Basketball Writers District III Coach of the Year honors. He had previously garnered the ACC and District Coach of the Year awards in 1987 after pacing the Tigers to a 25-6 mark, the best in the school history, a runner-up finish in the ACC and a berth in the NCAA Tournament. The Tigers had been to postseason play just five times prior to his arrival. He was the first coach in ACC history to guide a school to postseason play in each of his first six years with a league program.

The 1989-90 Clemson team continued the tradition of excellence that Ellis began when he took over the program. For the first time in the school's 80-year history, the Tigers won the regular-season Atlantic Coast Conference title. Also for the first time, two Tigers were All-ACC first-team selections of the Associated Press/Atlantic Coast Sportswriters in the same year. Ellis became the first Tiger basketball coach to be named conference Coach of the Year twice (1987 and 1990).

Later that season, Ellis' Tigers knocked off ACC foe North Carolina 69-61, and four days later, defeated fifth-ranked Duke 97-93. The Duke victory also gave Clemson its 24th consecutive victory in Littlejohn Coliseum, setting the Clemson record and ranking fourth best in active home winning streaks nationwide. Included in those 24 wins were 13 victories over ACC teams, five ranked in the AP Top 25, three in the Top 10.

In 1986-87, Ellis' Tigers became the most successful team in Clemson history, finishing with a 25-6 record, a No. 13 national ranking and an NCAA Tournament berth. Ellis, who became the first Clemson coach to be named ACC Coach of the Year, was also named NABC District III Coach of the Year by his peers and the state of South Carolina Coach of the Year. The Tigers defeated five USA Today Top 25 teams and became only the second squad (at that time) in Clemson history to be invited to the NCAA Tournament. Ellis also moved Clemson into the Top 10 in both the AP and UPI polls for the first time in school history.

Ellis started his Division I head coaching career at South Alabama from 1975-84, where he developed the program into a nationally recognized team in his nine years. He had a 171-84 (.671) record, the highest winning percentage in South Alabama history, and led the Jaguars to three Sun Belt Conference Championships and two NCAA Tournament appearances, while earning one Sun Belt Conference Coach of the Year award. He led the Jaguars to a top-10 national ranking during his tenure. During his time with the Jaguars, he also served as the Athletic Director and was inducted into the Mobile Sports Hall of Fame in 2003 for the work he did with the Jaguars' basketball program.

He started his collegiate head coaching career at Cumberland University, where he also served as athletic director from 1973-75. In his three years, he led Cumberland to a 78-12 (.867) record, including two league championships. Ellis started his career in the high school ranks, coaching at Ocala Vanguard and Niceville high schools and Ruckel Junior High School in his first

four years.


Ellis has always had a reputation for recruiting top-notch athletes. Four of his players from the 1980-81 South Alabama team were drafted in the NBA, more than any other school in the nation. The Jaguars had three more drafted in 1985, all players Ellis had recruited to the school. He has six first round choices, including 1994 NBA lottery pick Sharone Wright, Terry Catledge, Horace Grant, Elden Campbell, Dale Davis and Mama-dou N'diaye, and he has coached a conference player of the year four times. Chris Whitney, a second round pick in the 1993 NBA Draft, is another former Clemson Tiger who played for Ellis. In his first year at Auburn, Ellis signed point guard Moochie Norris, who was a second round NBA Draft pick in 1996 and played for the Houston Rockets. Chris Porter was drafted in the second round by the Golden State Warriors in 2000. Point guard Jami-son Brewer was drafted in the second round of the 2001 NBA Draft by the Indiana Pacers.

Prior to coaching at Coastal Carolina, Ellis worked as a television broadcast analyst, with numerous national and regional games including Big South Conference and Coastal Carolina games, from 2004-07.

Ellis earned his bachelor's degree in physical education from Florida State in 1968 and his master's degree, also in physical education, from Middle Tennessee State in 1972.

Ellis is also a musician, author and ostrich farmer. He started in the recording business before coaching and has released many records. In 1991, he released a record called "Loveland" by Cliff Ellis and the EBS All-Star Blues Band. He cut another record, "Cliff Ellis and Friends," which includes several rock 'n' roll songs and a rendition of "Amazing Grace" dedicated to the late Jim Valvano, a close friend who taught Ellis much about life through his battle with cancer. "Shake, Rattle and Roll," another song on the compact disc, climbed all the way to No. 13 on the "Beach Music" charts. His most recent CD is "People Get Ready" in which he collaborated with Grammy winner Marty Rabun (Shenandoah) and former Auburn players. Ellis also has seven publications to his credit. He has published three books - "Zone Press Variations for Winning Basketball," "The Complete Book of Fast Break Basketball" and "Cliff Ellis: The Winning Edge," released in the summer of 2000.


Ellis is married to the former Carolyn Ratzlaff and they have three children, Chryssa Rutland, Clay and Anna Catherine Moore, and four grandchildren, Hannah Grace and Ellis Rutland and Sarah and Abbey Moore.





ELLIS' CAREER NCAA TOURNAMENT HISTORY

 <p>SOUTH ALABAMA</p>	<p>1979 NCAA Tournament Midwest Regional No. 6 Seed Round of 32 (3) Louisville L 66-69</p>	<p>1980 NCAA Tournament Midwest Regional No. 9 Seed Round of 48 (8) Alcorn State L 62-70</p>
---	---	---

 <p>CLEMSON</p>	<p>1987 NCAA Tournament Southeast Regional No. 4 Seed Round of 64 (13) Southwest Missouri St. L 60-65</p>	<p>1990 NCAA Tournament East Regional No. 5 Seed Round of 64 (12) BYU W 49-47 Round of 32 (4) LaSalle W 79-75 Round of 16 (1) Connecticut L 70-71</p>
	<p>1989 NCAA Tournament West Regional No. 9 Seed Round of 64 (8) St. Mary's W 83-70 Round of 32 (1) Arizona L 68-94</p>	

 <p>AUBURN</p>	<p>1999 NCAA Tournament South Regional No. 1 Seed Round of 64 (16) Winthrop W 80-41 Round of 32 (9) Okla. State W 81-74 Round of 16 (4) Ohio State L 63-72</p>	<p>2003 NCAA Tournament Midwest Regional No. 10 Seed Round of 64 (7) Saint Joseph's W 65-63 Round of 32 (2) Wake Forest W 68-62 Round of 16 (3) Syracuse L 78-79</p>
	<p>2000 NCAA Tournament Midwest Regional No. 7 Seed Round of 64 (10) Creighton W 72-69 Round of 32 (2) Iowa State L 60-79</p>	

 <p>COASTAL CAROLINA</p>	<p>2014 NCAA Tournament East Regional No. 16 Seed Round of 64 (1) Virginia L 59-70</p>	<p>2015 NCAA Tournament West Regional No. 16 Seed Round of 64 (1) Wisconsin L 72-86</p>
--	---	--

DIVISION I WINNINGEST ACTIVE COACHES

(MINIMUM FIVE YEARS AS DIVISION I HEAD COACH, THROUGH 2018-19 SEASON)

COACH	SCHOOL	WINS
1. MIKE KRZYZEWSKI	DUKE	1,132
2. JIM BOEHEIM	SYRACUSE	946*
3. ROY WILLIAMS	NORTH CAROLINA	871
4. BOB HUGGINS	WEST VIRGINIA	859
5. CLIFF ELLIS	COASTAL CAROLINA	842
6. JOHN CALIPARI	KENTUCKY	705%
7. RICK BARNES	TENNESSEE	690
8. BILL SELF	KANSAS	679
9. JIM LARRANAGA	MIAMI (FLA.)	645
10. DANA ALTMAN	OREGON	639

* Does not include 101 wins vacated by NCAA

% Does not include 42 wins vacated by the NCAA

COACHES TO TAKE FOUR SCHOOLS TO THE NCAA TOURNAMENT

COACH	SCHOOLS
STEVE ALFORD	MISSOURI STATE, IOWA, NEW MEXICO, UCLA
JOHN BEILEIN	CANISIUS, RICHMOND, WEST VIRGINIA, MICHIGAN
LEFTY DRIESELL	DAVIDSON, MARYLAND, JAMES MADISON, GEORGIA STATE
CLIFF ELLIS	SOUTH ALABAMA, CLEMSON, AUBURN, COASTAL CAROLINA
LARRY EUSTACHY	UTAH STATE, IOWA STATE, SOUTHERN MISSISSIPPI, COLORADO STATE
JIM HARRICK	PEPPERDINE, UCLA, RHODE ISLAND, GEORGIA
LON KRUGER	KANSAS STATE, FLORIDA, ILLINOIS, UNLV, OKLAHOMA
FRAN MCCAFFERY	LEHIGH, UNC GREENSBORO, SIENA, IOWA
TOM PENDERS	RHODE ISLAND, TEXAS, GEORGE WASHINGTON, HOUSTON
RICK PITINO	BOSTON UNIVERSITY, PROVIDENCE, KENTUCKY, LOUISVILLE
TUBBY SMITH	TULSA, GEORGIA, KENTUCKY, MINNESOTA
EDDIE SUTTON	CREIGHTON, ARKANSAS, KENTUCKY, OKLAHOMA STATE



BENNY MOSS

ASSOCIATE HEAD COACH

Ninth Season at Coastal Carolina • Charlotte, 1992

THE MOSS FILE

EXPERIENCE

28th Season Overall
Ninth Season at Coastal Carolina

ALMA MATER

Charlotte, 1992
(B.A. Business Administration)

HOMETOWN

Winston-Salem, N.C.

FAMILY

Wife - Dee Dee
Daughter - Courtney
Son - Duane

COACHING EXPERIENCE

Pfeiffer, Assistant Coach, 1993-96
Phillips, Assistant Coach, 1996-98
Henderson State, Assistant Coach, 1998-00
Charlotte, Assistant Coach, 2001-06
UNC Wilmington, Head Coach, 2006-10
Coastal Carolina, Assistant Coach, 2011-13
Coastal Carolina, Associate Head Coach, 2014-present

The 2019-20 season is Benny Moss' ninth on Cliff Ellis' staff at Coastal Carolina University. He was promoted from assistant coach to associate head coach following the successful 2013-14 campaign.

Last season, he saw Zac Cuthbertson have one of the top seasons in CCU men's basketball history as he was named to the All-Sun Belt second team.

In Moss' time at Coastal Carolina, the Chanticleers have won two Big South tournament championships, advanced to a pair of NCAA Tournaments and played in two Collegen Insider.com Postseason Tournaments and two CBI Tournaments.

Following the 2016-17 season, guard Jaylen Shaw became CCU's first All-Sun Belt honoree after being named to the second team.

CCU had another 20-win season and moved into the College Basketball Invitational where they won four games in making the tournament finals before falling in the championship at Wyoming.

In the Chants final season (2015-16) in the Big South, Moss helped oversee a 21-12 overall record with CCU finishing tied for third in the conference with a 12-6 conference tilt.

The 2015-16 season featured a 21-12 overall record (12-6 Big South) as Moss helped the Chanticleers to a semifinal appearance in the Collegen Insider.com Postseason Tournament. Along the way, the Chanticleers earned the program's first, second and third postseason victories with wins over Mercer, New Hampshire and Grand Canyon, respectively.

Along with non-conference victories over in-state foes College of Charleston and Wofford, and two regular season wins over eventual Big South Tournament champion UNC Asheville, the 2015-16 season was highlighted by All-Big South honors for Shivaughn Wiggins and Elijah Wilson, while Tristian Curtis was named to not only the league's all-academic team, but also the Big South Men's Basketball Scholar-Athlete of the Year. Also of note during the season were Big South Player of the Week nods for Badou Diagne, Wilson and Wiggins. Diagne and Wilson also scored their 1,000 career points during the campaign.

In 2014-15, Moss aided the Chanticleers to a 21-9 regular season record, including a 12-6 mark in Big South play to earn the No. 3 seed in the VisitMyrtleBeach.com Big South Basketball Championship. In the league tournament, the Chants rallied for wins over UNC Asheville and Gardner-Webb before running away from Winthrop in the title game to secure a second-straight trip to the NCAA Tournament -- a program first. Coastal was seeded 16th in the West Region and faced No. 1-seeded Wisconsin in the

NCAA Tournament.

In addition to a signature non-conference victory at Auburn and a 15-2 home record, 2014-15 highlights included Josh Cameron earning a pair of Big South Player of the Week awards, Warren Gillis surpassing the 1,000 career point total and earning second team all-conference and NABC All-District honors along with Elijah Wilson being named the Big South Tournament MVP after averaging 20.3 points per game.

The 2013-14 season proved to be CCU's breakthrough season as the Chanticleers advanced to their third NCAA Tournament appearance and first since 1993. The Chants ended the regular season with an 18-12 overall record and an 11-5 mark in Big South Conference play. Coastal captured its first Big South Conference South Division Championship and then went on to win three-straight games in the VisitMyrtleBeach.com Big South Championships to earn its third Big South Tournament Championship and first since 1991.

Moss guided Warren Gillis to second team All-Big South Conference honors while Elijah Wilson was given an Honorable Mention. Wilson also was named to the Big South Conference All-Freshman team. Gillis went on to earn Tournament MVP honors while Josh Cameron was named to the All-Tournament team.

During the 2012-13 season, Moss helped guide senior Anthony Raffa to a first team All-Big South recognition. Raffa went on to play professionally in Europe following his senior season.

In Moss' first season with Coastal, the Chanticleers made their first trip to the Collegen Insider.com Post Season Tournament. The Chants compiled a 19-12 record including a 12-6 mark in Big South Conference play. Two Chants were named second team all-conference while one went on to be named second-team All-District by the National Association of Basketball Coaches.

Prior to Coastal, Moss served as the head basketball coach at UNC Wilmington from 2006-10. After a 7-22 campaign in his first season in 2006-07, Moss engineered one of the biggest turnarounds in the NCAA when the Seahawks went 20-13 in his second year at the helm in 2007-08. During his stint at UNC Wilmington he finished with an overall record of 41-74.

Before being named the head coach at Wilmington, Moss served six seasons as the top assistant for Bobby Lutz at UNC Charlotte, where the 49ers compiled a 114-69 record during his stay.

During his six years at Charlotte, the 49ers won two league titles, posted three 20-win seasons and advanced to four NCAA Tournaments.

Moss lettered two years at UNCC under head coach Jeff Mullins before transferring to Pfeiffer, where he played and later coached under Lutz. He was named to the 1990 Sun Belt Conference All-Freshman Team at UNCC, earned Academic All-American honors and was voted to the 1993 Carolinas Conference All-Tournament Team at Pfeiffer.

Moss served as an assistant coach at Pfeiffer for three seasons as the Falcons went 71-22. Pfeiffer won a pair of conference titles, advanced to two NAIA National Tournaments that included a runner-up finish in 1995.

Moss earned his bachelor's degree in business administration from Charlotte in 1992 and completed his M.B.A at Pfeiffer in 1994.

He and his wife, Dee Dee, have a son, Duane, and a daughter, Courtney. Duane plays collegiate basketball at Champbell.



CHANTICLEER COACHES

PATRICE DAYS

ASSISTANT COACH

Third Season at Coastal Carolina • New Orleans, 2010



THE DAYS FILE

EXPERIENCE

10th Season Overall
Third Season at Coastal Carolina

ALMA MATER

New Orleans, 2010
(B.A. Interdisciplinary Studies)

HOMETOWN

Piney Woods, Miss.

COACHING EXPERIENCE

UNC Charlotte, Graduate Assistant Coach, 2010-11
Mack Prep School, Assistant Coach, 2011-12
Arlington County Day School, Assistant Coach,
2012-13
Abilene Christian, Assistant Coach, 2013-15
Wright State, Assistant Coach, 2015-16
Southern Utah, Assistant Coach, 2016-17
Coastal Carolina, Assistant Coach, 2017-present

Patrice Days enters his third season on the Coastal Carolina men's basketball coaching staff. He came to CCU after spending a season at Southern Utah University.

Days has helped in the recruitment of the past three recruiting classes as the Chants continue their move up the Sun Belt rankings.

He helped lead the Chants into last season's CBI Tournament where they won two games, including a 109-point effort in a win at West Virginia.

Before landing at Southern Utah, Days was an assistant coach at Wright State where he worked with player development, daily practices, scouting and recruiting. He also spent time at Wright State working as an academic coach for student-athletes.

Days got his start in full-time collegiate coaching as an assistant coach at Abilene Christian University.

Before joining the ACU Wildcats, Days was an assistant coach at Arlington County Day School in Jacksonville, Fla. He helped lead the team to a 30-4 record during the 2012-13 season. He was also an assistant coach at Mack Prep and was a graduate assistant at UNC Charlotte.

He spent some time at New Orleans, his alma mater, as a student manager.

After graduating from Piney Woods High School in Mississippi, he signed with Southern University (La.) of the Southwestern Athletic Conference. After a season at the Baton Rouge institution, he went on to spend a season at Caldwell (N.C.) Community College before moving on to New Orleans.

In 2010, Days became a graduate of New Orleans with a degree in interdisciplinary Studies, and minored in both business and education.



CHANTICLEER COACHES

ELWYN MCROY

ASSISTANT COACH

First Season at Coastal Carolina • Cleveland State, 1997

THE MCROY FILE

EXPERIENCE

22nd Season Overall
First Season at Coastal Carolina

ALMA MATER

Cleveland State, 1995
(B.S. Social Work)

HOMETOWN

Piney Woods, Miss.

COACHING EXPERIENCE

Butler County CC, Assistant Coach, 1997-98
Independence CC, Assistant Coach, 1999-2000
Wichita Southeast HS, Assistant Coach, 2000-01
Redlands CC, Assistant Coach, 2001-02
Frank Phillips College, Head Coach, 2002-03
Southern, Assistant Coach, 2003-05
Northwood-Fla., Assistant Coach, 2005-06
Georgia Southern, Assistant Coach, 2006-08
Arkansas State, Assistant Coach, 2008-10
Iowa State, Assistant Coach, 2010-11
Hutchinson CC, Assistant Coach, 2011-12
Stillman College, Assistant Coach, 2012-13
Texas-Pan American, Assistant Coach, 2013-14
Coppin State, Associate Head Coach, 2014-17
Washington State, Assistant Coach, 2017-19
Coastal Carolina, Assistant Coach, 2019-present

Coastal Carolina head men's basketball coach Cliff Ellis announced the hiring of Elwyn McRoy as assistant basketball coach in August of 2019.

McRoy joins the staff after serving as the recruiting coordinator at Washington State the past two seasons. He led the day-to-day organization of the staff's recruiting efforts.

A 1997 Cleveland State graduate, McRoy also spent two years at Coppin State in Baltimore, Md., before moving to the state of Washington. He served as Coppin State's associate head coach for the 2015-16 season.

He also has Division I experience at Iowa State, Southern University and Texas-Pan American. McRoy comes to Coastal with previous experience in the Sun Belt Conference as well, having served two seasons as an assistant coach at Georgia Southern and another two years at Arkansas State.

Nationally known for his recruiting prowess, McRoy was named the number two recruiting coach in the WAC in 2014. In 2009, he was ranked the 23rd overall assistant coach by College Insider Sports and he presently serves on the National Association of Basketball Coaches (NABC) assistant coaches committee as the Sun Belt representative.

Prior to his move into Division I basketball, McRoy spent his first six seasons as an assistant coach in junior college. He coached three junior college All-Americans and also coached five conference players of the year.

As part of his basketball playing experience, he spent one season playing for the Washington Generals, the hapless opponent for the Harlem Globetrotters.

McRoy and his wife Carmen are the proud parents to daughters Kenya, Kyliah, Kyndall and Kamdyn and a son Jaden James.

CHANTICLEER SUPPORT STAFF



MATT HURT

Director of Operations

Eighth Season at Coastal Carolina • Alice Lloyd, 2007

Matt Hurt joined Cliff Ellis' staff as men's basketball director of operations prior to the 2012-13 season. Hurt has been a part of the Coastal men's basketball program since 2010 when he was hired as a graduate assistant coach.

Hurt's duties as director of basketball operations include organizing team travel, practice and day-to-day scheduling, responsibility of team managers, budget, while also serving as director

of the Cliff Ellis Team Summer Camps.

He first came to CCU as a graduate assistant for the 2010-11 season. He helped handle the team's equipment, academic supervising, team travel and video editing. Prior to the 2011-12 season, he was hired as the team's video coordinator. He handled all video editing responsibilities as well as helping with the day-to-day operations of the men's basketball program.

Prior to his arrival at Coastal, Hurt spent one season as the men's basketball assistant coach at Pikeville College in Pikeville, Ky. He assisted in all aspects of running the program including recruiting, scouting, on floor coaching and video editing. He also served as the camp coordinator for all of Pikeville's basketball camps and as the team's academic coordinator.

Hurt also has experience at the high school level where he was an assistant coach for four seasons. He spent the 2008-09 season at Knott County Central High School in Hindman, Ky. where his team achieved a 22-9 record and was ranked in the top-25 in the state. Prior to KCCHS, he spent three seasons at Cordia High School

in Hazard, Ky. He was promoted to associate head coach prior to the 2007-08 season. He helped Cordia to their first 20-win season in 20 years during the 2007-08 campaign as the Lions finished 20-10.

Hurt graduated from Alice Lloyd College in 2007 with a bachelor's degree in social studies education grades 5-12.



TRAVIS EATON

Video Coordinator

Third Season at Coastal Carolina • North Carolina State, 2014

Travis Eaton joined Cliff Ellis' staff as the program's video coordinator prior to the 2017-18 season.

In his current role, Eaton is in charge of collecting game tapes, breaking down practice and game footage for instructional use and organizing scouting video for the Chanticleer coaching staff.

Eaton came to CCU after graduating from North Carolina State where he received his degree in sports management in 2014. He received his masters in 2017 from Arizona State in Race, Religion and Culture.


CHANTICLEER SUPPORT STAFF



WARREN GILLIS
Special Assistant to the
Head Coach / Quality Control



LUKE ROHAN
Student Manager



TYLER LAHR
Student Manager



ALLEN RUFF
Student Manager



BONNIE NEAL
Administrative Specialist



STEVEN
SILVERSPARRE

Athletic Training Assistant
Sixth Season At Coastal Carolina • California State - Chico, 2012



DARRELL ORAND

Assistant Media Relations Director
Fourth Season At Coastal Carolina • Freed-Hardeman, 1985



KYLE JOHNSON

Assistant Director of Speed, Strength & Conditioning
Second Season At Coastal Carolina •



MAGGIE HINSON

Academic Advisor
Second Season At Coastal Carolina •

CHANTICLEER STUDENT-ATHLETES

EBRIMA DIBBA

GUARD • 6-6 • 200 • SOPHOMORE
BREDANG, SKARHOLMEN (SWEDEN)
ST. BENEDICTS' PREPARATORY SCHOOL



O

DIBBA'S CAREER HIGHS

- POINTS**
16 (vs. Louisiana, 02/02/19)

- REBOUNDS**
8 (vs. Howard, 03/20/19)

- FIELD GOALS**
7 (at West Virginia, 03/25/19)

- FIELD GOAL ATTEMPTS**
15 (at DePaul, 03/27/19)

- THREE-POINT FIELD GOALS**
2 (5x, last at DePaul, 03/27/19)

- THREE-POINT ATTEMPTS**
6 (at DePaul, 03/27/19)

- FREE THROWS**
8 (at Louisiana, 02/28/19)

- FREE THROW ATTEMPTS**
11 (at Louisiana, 02/28/19)

- ASSISTS**
11 (vs. South Alabama, 03/07/19)

- STEALS**
3 (3x, last vs. South Alabama, 03/07/19)

- BLOCKED SHOTS**
1 (4x, last at Louisiana-Monroe, 03/02/19)

- MINUTES PLAYED**
37 (vs. Manhattan, 11/16/18)

2018-19 (FRESHMAN): Played in 26 games with 24 starts ... Missed eight games due to injury ... Still was one of the top freshmen in the Sun Belt ... Finished the year averaging 8.6 points and 4.1 rebounds per game ... He had a team-high 123 assists ... Also had a team-high 34 steals ... Shot 45 percent from the field and 76 percent at the free throw line ... Scored double-digits 14 times and that includes four of the last five games ... Was third in the Sun Belt in assists averaging 4.7 per game ... His 1.3 steals per game was ninth in the league ... Was also fifth in the Sun Belt with a 1.8 assist/turnover ratio ... In conference games he was second in assists (4.9), fourth in steals (1.6) and seventh in assist/turnover ratio (1.8) ... Scored a career-high 16 points against Louisiana (02/02/19) ... Scored 14 points on four occasions; at DePaul (03/27/19); at West Virginia (03/25/19); against Troy (03/09/19) and at Louisiana (02/28/19) ... Had 11 assists against South Alabama (03/07/19) and completed a double-double with 10 assists against Louisiana (02/02/19).

AT ST. BENEDICT'S PREPARATORY SCHOOL (N.J.): Led St. Benedict's to back-to-back New Jersey Independent School State Championships in 2017 and 2018 ... St. Benedict's also finished with an ESPN Top 10 National Ranking both seasons ... St. Benedict's finished with a 59-5 record those two years.



EBRIMA DIBBA'S CAREER STATISTICS

Year	GP	GS	Min	Avg	Total			3-Point			F-Throw			Rebounds				PF	FO	Ast	TO	Blk	Stl	Pts	Avg
					FG	FGA	Pct	FG	FGA	Pct	FT	FTA	Pct	Off	Def	Tot	Avg								
2018-19	26	24	799	30.7	74	163	.454	13	43	.302	60	78	.769	9	98	107	4.1	48	0	123	87	4	34	221	8.5
TOTALS	26	24	799	30.7	74	163	.454	13	43	.302	60	78	.769	9	98	107	4.1	48	0	123	87	4	34	221	8.5

EBRIMA DIBBA'S CAREER SUN BELT STATISTICS

Year	GP	GS	Min	Avg	Total			3-Point			F-Throw			Rebounds				PF	FO	Ast	TO	Blk	Stl	Pts	Avg
					FG	FGA	Pct	FG	FGA	Pct	FT	FTA	Pct	Off	Def	Tot	Avg								
2018-19	16	14	502	31.4	44	99	.444	6	24	.250	36	49	.735	7	57	64	4.0	31	0	79	43	3	26	130	8.1
TOTALS:	16	14	502	31.4	44	99	.444	6	24	.250	36	49	.735	7	57	64	4.0	31	0	79	43	3	26	130	8.1

CHANTICLEER STUDENT-ATHLETES



DEVANTE' JONES

GUARD • 6-1 • 200 • REDSHIRT SOPHOMORE

NEW ORLEANS, LA. • ST. AUGUSTINE HIGH SCHOOL

2019-20 PRESEASON SECOND TEAM ALL-SUN BELT
2018-19 SUN BELT CONFERENCE FRESHMAN OF THE YEAR

3

JONES' CAREER HIGHS

- POINTS**
32 (at West Virginia, 03/25/19)
- REBOUNDS**
9 (vs. Louisiana, 02/02/19)
- FIELD GOALS**
11 (at ULM, 03/02/19)
- FIELD GOAL ATTEMPTS**
20 (at ULM, 03/02/19)
- THREE-POINT FIELD GOALS**
6 (at West Virginia, 03/25/19)
- THREE-POINT ATTEMPTS**
10 (at Louisiana-Monroe, 03/02/19)
- FREE THROWS**
8 (2x, last at Texas State, 02/02/19)
- FREE THROW ATTEMPTS**
9 (at Texas State, 02/02/19)
- ASSISTS**
7 (4x, last at DePaul, 03/27/19)
- STEALS**
4 (at Texas State, 02/02/19)
- BLOCKED SHOTS**
1 (vs. South Alabama, 03/07/19)
- MINUTES PLAYED**
37 (vs. Troy, 03/09/19)

2018-19 (REDSHIRT FRESHMAN): Had one of the best freshman seasons in the history of CCU basketball ... Was named the Sun Belt Freshman of the Year ... Scored 321 points averaging 14.6 points per game while playing 22 games with 20 starts ... Missed 12 games due to injury ... Was second on the team with 83 assists and averaged 4.1 rebounds per game ... Reached double-digits 16 of his 22 games ... Was the only player on the team to score 30 points or more twice; a career, team and season-high 32 at West Virginia (03/25/19) and 30 at ULM (03/02/19) ... Scored 25 in a home win over Louisiana Monroe (01/31/19) ... Had career-high nine rebounds against Louisiana (02/02/19) and had seven assists four times; at DePaul (03/27/19); at West Virginia (03/25/19); against Louisiana Monroe (01/31/19) and against Appalachian State (01/19/19) ... In conference games, he was the leading freshman scorer at 14.4 points per game ... His 83 percent free throw shooting during conference action was sixth and he was 11th in assists per game at 3.4.

2017-18 (FRESHMAN): Redshirted.

AT ST. AUGUSTINE HIGH SCHOOL: Averaged 17 points, six rebounds, five assists and four steals per game ... During his final two years, St. Augustine finished 52-9 and he received all-district honors both seasons ... Also played for the Elfrid Payton Elite AAU Club Team, which was part of the EYBL Nike Circuit ... Scored 16 points per game along with four rebounds, eight assists and three steals.



DEVANTE' JONES' CAREER STATISTICS

Year	GP	GS	Min	Avg	Total			3-Point			F-Throw			Rebounds				PF	FO	Ast	TO	Blk	Stl	Pts	Avg
					FG	FGA	Pct	FG	FGA	Pct	FT	FTA	Pct	Off	Def	Tot	Avg								
2018-19	22	20	684	31.1	107	232	.461	35	105	.337	72	88	.818	19	71	90	4.1	52	2	83	52	1	31	321	14.6
TOTALS	22	20	684	31.1	107	232	.461	35	105	.337	72	88	.818	19	71	90	4.1	52	2	83	52	1	31	321	14.6

DEVANTE JONES' CAREER SUN BELT STATISTICS

Year	GP	GS	Min	Avg	Total			3-Point			F-Throw			Rebounds				PF	FO	Ast	TO	Blk	Stl	Pts	Avg
					FG	FGA	Pct	FG	FGA	Pct	FT	FTA	Pct	Off	Def	Tot	Avg								
2018-19	16	14	503	31.4	77	164	.470	24	70	.343	53	64	.828	12	47	59	3.7	36	2	54	41	1	24	231	14.4
TOTALS:	16	14	503	31.4	77	164	.470	24	70	.343	53	64	.828	12	47	59	3.7	36	2	54	41	1	24	231	14.4

CHANTICLEER STUDENT-ATHLETES



JOSH PETERSON

GUARD • 5-10 • 165 • SENIOR

WOODBIDGE, VA. • C.D. HYLTON HIGH SCHOOL

5

PETERSON'S CAREER HIGHS

- POINTS**
2 (3x, last vs South Alabama, 01/05/19)
- REBOUNDS**
3 (at Troy, 01/03/19)
- FIELD GOALS**
1 (3x, last vs South Alabama, 01/05/19)
- FIELD GOAL ATTEMPTS**
1 (7x, last at Texas-Arlington, 02/07/19)
- THREE-POINT FIELD GOALS**
--
- THREE-POINT ATTEMPTS**
--
- FREE THROWS**
2 (vs Piedmont International, 12/05/16)
- FREE THROW ATTEMPTS**
6 (vs Piedmont International, 12/05/16)
- ASSISTS**
2 (at Troy, 01/03/19)
- STEALS**
1 (vs Piedmont International, 12/05/16)
- BLOCKED SHOTS**
1 (vs Saint Andrews, 11/22/17)
- MINUTES PLAYED**
7 (vs Piedmont International, 12/05/16)

2018-19 (JUNIOR): Played in 11 games averaging four minutes per game ... Shot 50 percent from the field ... Scored two points against ULM (03/13/19); at South Alabama (01/05/19); and at College of Charleston (12/21/18) ... Had three assists in CCU's win at Troy (01/03/19) and grabbed two rebounds in a win over North Carolina Central (12/16/18) ... Played a career-high 10 minutes at Troy (01/03/19).

2017-18 (SOPHOMORE): Played in two games averaging two points per game ... Also had three assists and a blocked shot ... Scored two points against Piedmont International (11/10/17) and also scored two points and had a blocked shot against Saint Andrews (11/22/17).

2016-17 (FRESHMAN): Saw action in four games...Scored two points in CCU's win over Piedmont International (12/05/16)...Played seven minutes in that game which was a season-high... Had two rebounds against Coppin State (11/16/16) and against Piedmont International (12/05/16).



JOSH PETERSON'S CAREER STATISTICS

Year	GP	GS	Min	Avg	Total			3-Point			F-Throw			Rebounds				PF	FO	Ast	TO	Blk	Stl	Pts	Avg
					FG	FGA	Pct	FG	FGA	Pct	FT	FTA	Pct	Off	Def	Tot	Avg								
2018-19	11	0	32	3.6	2	16	.125	0	0	.000	0	0	.000	0	4	4	0.4	6	0	4	2	0	1	6	0.5
2017-18	2	0	9	4.5	2	3	.667	0	0	.000	0	0	.000	0	0	0	0.0	1	0	3	2	1	0	4	2.0
2016-17	4	0	15	3.8	0	2	.000	0	0	.000	2	7	.286	0	2	2	0.5	1	0	2	1	0	1	2	0.5
TOTALS	17	0	56	3.3	4	21	.190	0	0	.000	2	7	.286	0	6	6	0.4	9	0	9	5	1	2	12	0.7

JOSH PETERSON'S CAREER SUN BELT STATISTICS

Year	GP	GS	Min	Avg	Total			3-Point			F-Throw			Rebounds				PF	FO	Ast	TO	Blk	Stl	Pts	Avg
					FG	FGA	Pct	FG	FGA	Pct	FT	FTA	Pct	Off	Def	Tot	Avg								
2018-19	6	0	22	3.7	1	3	.333	0	0	.000	0	0	.000	0	1	1	0.2	5	0	3	2	0	0	2	0.3
2017-18	--	--	--	--	--	--	--	--	--	--	--	--	--	--	--	--	--	--	--	--	--	--	--	--	--
2016-17	1	0	2	2.0	0	0	.000	0	0	.000	0	0	.000	0	0	0	0.0	0	0	0	0	0	0	0	0.0
TOTALS	7	0	24	3.4	1	3	.333	0	0	.000	0	0	.000	0	0	0	0.0	0	0	0	0	0	0	2	0.3

CHANTICLEER STUDENT-ATHLETES



TYRELL GUMBS-FRATER

GUARD • 6-3 • 190 • SENIOR

RICHMOND HILL, ONTARIO • ODESSA JUNIOR COLLEGE

10

GUMBS-FRATER'S CAREER HIGHS

- POINTS**
29 (vs Georgia State, 02/23/19)
- REBOUNDS**
7 (at Little Rock, 02/22/18)
- FIELD GOALS**
10 (vs Georgia State, 02/23/19)
- FIELD GOAL ATTEMPTS**
21 (vs Georgia State, 02/23/19)
- THREE-POINT FIELD GOALS**
9 (vs Georgia State, 02/23/19)
- THREE-POINT ATTEMPTS**
19 (vs Georgia State, 02/23/19)
- FREE THROWS**
8 (at Northern Kentucky, 11/18/18)
- FREE THROW ATTEMPTS**
10 (at Northern Kentucky, 11/18/18)
- ASSISTS**
3 (2x, last at Northern Kentucky, 11/18/18)
- STEALS**
2 (5x, last vs Howard, 03/20/19)
- BLOCKED SHOTS**
1 (6x, last vs Howard, 03/20/19)
- MINUTES PLAYED**
29 (vs Howard, 03/20/19)

2018-19 (JUNIOR): Played all 34 games, starting three ... Averaged 10.1 points and 1.8 rebounds per game... Was the third leading scorer on the team ... Had 24 steals and shot 43 percent on this three-point shots and led the team with 76 made three ... His 43 percent three-point shooting for all games was tied for the highest in the conference ... Shot 48 percent on his threes in conference play which was a conference-best ... Hit 48 threes during conference action which was tied for the fourth-highest in Sun Belt action ... Reached double-digits 18 times including in eight of the last nine games of the season ... Scored a career-high 29 points against Georgia State (02/23/19) ... Scored 22 points in the win over Howard (03/20/19) and had another 20-point outing in CCU's road win at Troy (01/03/19).

2017-18 (SOPHOMORE): Came along late in the season playing in 14 games ... Had a huge impact on the final part of the season ... Averaged five points and two rebounds per game while shooting 44 percent from the field ... Shooting threes was where he made the biggest impact hitting, a team-best 47 percent from beyond the three-point arc ... Reached double-digit scoring four of the final five games of the season ... Had a team and career-high 24 points in the win at Arkansas State (2/24/18) ... Scored 14 points with seven rebounds at Little Rock (2/22/18) ... Recorded 13 points at Appalachian State (3/3/18) and had 11 points against South Alabama (2/17/18).

2016-17 AT ODESSA JUNIOR COLLEGE (FRESHMAN): Had a solid freshman campaign at Odessa averaging 3.5 points per game while shooting 42 percent from the field and 33 percent from beyond the three-point line...Also hit 75 percent of his free throws while averaging an assist per game...Helped Odessa finish the season 28-6 overall and champions of the NJCAA Region V Tournament...Odessa's strong season saw them make a run to the quarterfinal round of the NJCAA National Tournament.

AT ST. BENEDICT'S HIGH SCHOOL: Played for national powerhouse St. Benedict's, who was ranked among the top 20 teams among all high school teams...Averaged 18 points, six rebounds and four assists...Was also rated a composite two-star player coming out of high school.



TYRELL GUMBS-FRATER'S CAREER STATISTICS

Year	GP	GS	Min	Avg	Total			3-Point			F-Throw			Rebounds				PF	FO	Ast	TO	Blk	Stl	Pts	Avg
					FG	FGA	Pct	FG	FGA	Pct	FT	FTA	Pct	Off	Def	Tot	Avg								
2018-19	34	3	678	19.9	113	256	.441	76	173	.439	41	56	.732	18	43	61	1.8	69	0	16	35	3	24	343	10.1
2017-18	14	0	162	11.6	21	48	.438	18	38	.474	10	14	.714	7	18	25	1.8	9	0	8	9	3	3	70	5.0
TOTALS	48	3	840	17.5	134	304	.441	94	211	.446	51	70	.729	25	61	86	1.8	78	0	24	44	6	27	413	8.6

TYRELL GUMBS-FRATER'S CAREER SUN BELT STATISTICS

Year	GP	GS	Min	Avg	Total			3-Point			F-Throw			Rebounds				PF	FO	Ast	TO	Blk	Stl	Pts	Avg
					FG	FGA	Pct	FG	FGA	Pct	FT	FTA	Pct	Off	Def	Tot	Avg								
2018-19	18	0	371	20.6	65	141	.461	48	100	.480	19	27	.704	8	26	34	1.9	41	0	5	17	1	13	197	10.9
2017-18	9	0	132	14.7	19	37	.514	16	29	.552	10	14	.714	5	15	20	2.2	8	-	5	5	2	3	64	7.1
TOTALS	27	0	503	18.6	84	178	.472	64	129	.496	29	41	.707	13	41	54	2.0	49	0	10	22	3	16	261	9.7

CHANTICLEER STUDENT-ATHLETES



MALIK LEGANIA

GUARD • 6-5 • 180 • SOPHOMORE

NEW ORLEANS, LA • LANDRY HIGH SCHOOL

2018-19 (FRESHMAN): Saw action in six games during freshman campaign ... Averaged over five minutes per outing ... Scored two points against Ferrum College (11/06/18) ... Had two rebounds against Methodist (11/20/18) and at Texas Arlington (03/07/19).

At Landry High School: Averaged 14 points and four rebounds per game during his senior campaign and was named to the all-district, all-metro and all-state teams ... Helped Landry to the state championship during his freshman, sophomore and senior seasons.

14

LEGANIA'S CAREER HIGHS

- POINTS**
2 (vs Ferrum, 11/06/18)

- REBOUNDS**
2 (2x, last at Texas Arlington, 02/07/19)

- FIELD GOALS**
1 (vs Ferrum, 11/06/19)

- FIELD GOAL ATTEMPTS**
3 (vs Methodist, 11/20/18)

- THREE-POINT FIELD GOALS**
--

- THREE-POINT ATTEMPTS**
--

- FREE THROWS**
--

- FREE THROW ATTEMPTS**
--

- ASSISTS**
1 (vs Methodist, 11/20/18)

- STEALS**
--

- BLOCKED SHOTS**
1 (vs Methodist, 11/20/18)

- MINUTES PLAYED**
13 (vs Methodist, 11/20/18)



MALIK LEGANIA'S CAREER STATISTICS

Year	GP	GS	Min	Avg	Total			3-Point			F-Throw			Rebounds				PF	FO	Ast	TO	Blk	Stl	Pts	Avg
					FG	FGA	Pct	FG	FGA	Pct	FT	FTA	Pct	Off	Def	Tot	Avg								
2018-19	6	0	31	5.2	1	6	.167	0	0	.000	0	0	.000	0	5	5	0.8	0	0	1	1	1	0	2	0.3
TOTALS	6	0	31	5.2	1	6	.167	0	0	.000	0	0	.000	0	5	5	0.8	0	0	1	1	1	0	2	0.3

MALIK LEGANIA'S CAREER SUN BELT STATISTICS

Year	GP	GS	Min	Avg	Total			3-Point			F-Throw			Rebounds				PF	FO	Ast	TO	Blk	Stl	Pts	Avg
					FG	FGA	Pct	FG	FGA	Pct	FT	FTA	Pct	Off	Def	Tot	Avg								
2018-19	2	0	6	3.0	0	1	.000	0	0	.000	0	0	.000	0	2	2	1.0	0	0	0	0	0	0	0	0.0
TOTALS:	2	0	6	3.0	0	1	.000	0	0	.000	0	0	.000	0	2	2	1.0	0	0	0	0	0	0	0	0.0

CHANTICLEER STUDENT-ATHLETES

ISAAC HIPPOLYTE

FORWARD / CENTER • 6-7 • 210 • SOPHOMORE

SPRING VALLEY, N.Y. • SAINT JOSEPH REGIONAL HIGH SCHOOL



2018-19 (FRESHMAN): Played in 32 games as a freshman ... Averaged over six minutes per game ... Averaged 1.1 points and 1.7 rebounds per game ... Scored his career-high nine points against Methodist (11/20/18) ... Also had five points against North Carolina Central (12/16/18) ... Came off the bench to grab a team-high eight rebounds at South Alabama (01/05/19) ... Had seven rebounds against Howard (03/20/19).

AT ST. JOSEPH'S REGIONAL HIGH SCHOOL: Was a strong athlete with excellent leaping ability ... PlayED in the post AND the wing ... Very solid mid-range shooting touch ... Plays with a lot of energy and hits the glass hard for rebounds on both ends of the court.

15

HIPPOLYTE'S CAREER HIGHS

- POINTS**
9 (vs Methodist, 11/20/18)

- REBOUNDS**
8 (at South Alabama, 01/05/19)

- FIELD GOALS**
4 (vs Methodist, 11/20/18)

- FIELD GOAL ATTEMPTS**
7 (vs Howard, 03/20/19)

- THREE-POINT FIELD GOALS**
1 (vs North Carolina Central, 12/16/18)

- THREE-POINT ATTEMPTS**
2 (at West Virginia, 03/25/19)

- FREE THROWS**
4 (vs Troy, 03/09/19)

- FREE THROW ATTEMPTS**
4 (vs Troy, 03/09/19)

- ASSISTS**
1 (4x, last at West Virginia, 03/25/19)

- STEALS**
1 (3x, last vs Howard, 03/20/19)

- BLOCKED SHOTS**
--

- MINUTES PLAYED**
20 (vs Howard, 03/20/19)



ISAAC HIPPOLYTE'S CAREER STATISTICS

Year	GP	GS	Min	Avg	Total			3-Point			F-Throw			Rebounds				PF	FO	Ast	TO	Blk	Stl	Pts	Avg
					FG	FGA	Pct	FG	FGA	Pct	FT	FTA	Pct	Off	Def	Tot	Avg								
2018-19	32	0	209	6.5	11	45	.244	1	11	.091	13	13	1.000	16	37	53	1.7	24	0	4	20	0	3	36	1.1
TOTALS	32	0	209	6.5	11	45	.244	1	11	0.91	13	13	1.000	16	37	53	1.7	24	0	4	20	0	3	36	1.1

ISAAC HIPPOLYTE'S CAREER SUN BELT STATISTICS

Year	GP	GS	Min	Avg	Total			3-Point			F-Throw			Rebounds				PF	FO	Ast	TO	Blk	Stl	Pts	Avg
					FG	FGA	Pct	FG	FGA	Pct	FT	FTA	Pct	Off	Def	Tot	Avg								
2018-19	18	0	103	5.7	3	20	.150	0	4	.000	10	10	1.000	7	22	29	1.6	12	0	1	13	0	0	16	0.9
TOTALS:	18	0	103	5.7	3	20	.150	0	4	.000	10	10	1.000	7	22	29	1.6	12	0	1	13	0	0	16	0.9

CHANTICLEER STUDENT-ATHLETES

TOMMY BURTON

FORWARD • 6-8 • 210 • SENIOR

MONTGOMERY, ALA. • COLLEGE OF SOUTHERN IDAHO



2018-19 (JUNIOR): One of five players to see action in all 34 games ... Started eight of those games ... Averaged 7.5 points and 4.1 rebounds per game while averaging 18.3 minutes per game ... Shot 48 percent from the field and 70 percent at the free throw line ... Reached double-digits 12 times during the season and averaged just over 11 points per game in the games he started ... Scored his career-high 16 points in CCU's CBI win at West Virginia (03/25/19) ... Scored 15 points at Louisiana Monroe (03/14/19) and against Georgia State (02/23/19) ... Had his highs in rebounds with eight at ULM (03/14/19) and against Georgia State (02/23/19) ... Was also fifth on the team with 30 steals.

AT COLLEGE OF SOUTHERN IDAHO: Averaged over 10 points and seven rebounds per game for the NJCAA National Championship Runners Up ... Finished with 11 points, five rebounds and two steals in the national championship game ... Was named to the NJCAA National Tournament All-Tournament Team ... For the season he shot 45 percent from the field and over 70 percent at the free throw line.

SAINT JAMES/ LEE HIGH SCHOOL: Burton is from Montgomery, Ala., where he led St. Jude High School to back-to-back state championships in 2014 and 2015 ... Following his junior season he transferred to Lee High School where he led the Generals to the state championship tournament during his senior campaign (2016).

33

BURTON'S CAREER HIGHS

- POINTS**
16 (at West Virginia, 03/25/19)
- REBOUNDS**
8 (2x, last at Louisiana Monroe, 03/14/19)
- FIELD GOALS**
6 (2x, last at West Virginia, 03/25/19)
- FIELD GOAL ATTEMPTS**
12 (2x, last at Louisiana Monroe, 03/14/19)
- THREE-POINT FIELD GOALS**
--
- THREE-POINT ATTEMPTS**
1 (6x, last vs Troy, 03/09/19)
- FREE THROWS**
7 (vs Georgia State, 02/23/19)
- FREE THROW ATTEMPTS**
8 (vs Texas State, 01/10/19)
- ASSISTS**
4 (vs South Alabama, 03/07/19)
- STEALS**
3 (at Tulane, 11/13/18)
- BLOCKED SHOTS**
2 (3x, last vs South Alabama, 03/07/19)
- MINUTES PLAYED**
33 (at Louisiana Monroe, 03/02/19)



TOMMY BURTON'S CAREER STATISTICS

Year	GP	GS	Min	Avg	Total			3-Point			F-Throw			Rebounds				PF	FO	Ast	TO	Blk	Stl	Pts	Avg
					FG	FGA	Pct	FG	FGA	Pct	FT	FTA	Pct	Off	Def	Tot	Avg								
2018-19	34	9	621	18.3	87	178	.489	0	6	.000	80	116	.690	66	73	139	4.1	105	8	23	51	16	30	254	7.5
TOTALS	34	9	621	18.3	87	178	.489	0	6	.000	80	116	.690	66	73	139	4.1	105	8	23	51	16	30	254	7.5

TOMMY BURTON'S CAREER SUN BELT STATISTICS

Year	GP	GS	Min	Avg	Total			3-Point			F-Throw			Rebounds				PF	FO	Ast	TO	Blk	Stl	Pts	Avg
					FG	FGA	Pct	FG	FGA	Pct	FT	FTA	Pct	Off	Def	Tot	Avg								
2018-19	18	5	348	19.3	50	100	.500	0	3	.000	41	57	.719	32	40	72	4.0	63	6	17	29	11	15	141	7.8
TOTALS	18	5	348	19.3	50	100	.500	0	3	.000	41	57	.719	32	40	72	4.0	63	6	17	29	11	15	141	7.8

CHANTICLEER STUDENT-ATHLETES NEWCOMERS



GARRICK GREEN

GUARD/FORWARD • 6-6 • 205 • JUNIOR

BATON ROUGE, LA. • HOWARD COLLEGE

AT HOWARD COLLEGE: Transferred to CCU after playing two seasons at Howard Junior College . . . Came to CCU as a two-star player . . . Played guard and averaged 17.2 points per game and showed his versatility on the boards averaging over eight rebounds per game . . . Started 24 of the 25 games in 2018-19 . . . Shot over 51 percent from the field and 33.7 percent from beyond the three-point line . . . Was also a 72.4 percent shooter at the free throw line.

AT SCOTLANDVILLE HIGH SCHOOL: Averaged over 11 points per game during his high school career . . . Also averaged nine rebounds, two assists, two blocks and two steals per game during his high school career.

2

GREEN'S CAREER HIGHS

POINTS
REBOUNDS
FIELD GOALS
FIELD GOAL ATTEMPTS
THREE-POINT FIELD GOALS
THREE-POINT ATTEMPTS
FREE THROWS
FREE THROW ATTEMPTS
ASSISTS
STEALS
BLOCKED SHOTS
MINUTES PLAYED



CHANTICLEER STUDENT-ATHLETES NEWCOMERS

KEISHAWN BREWTON

GUARD • 6-2 • 180 • JUNIOR

SPARTANBURG, S.C. • CHIPOLA JUNIOR COLLEGE



AT CHIPOLA JUNIOR COLLEGE: Played two seasons at Chipola Junior College... Averaged 19.4 points per game during his sophomore campaign... Also averaged four rebounds and 2.3 assists while shooting 49 percent from the field and 47 percent on his three-point attempts... Was also a solid 72 percent at the free throw line... Averaged just over 10 points per game during his freshman season... Also averaged 3.8 rebounds, 2.2 assists and 1.3 steals his freshman year.

4

BREWTON'S CAREER HIGHS

POINTS
REBOUNDS
FIELD GOALS
FIELD GOAL ATTEMPTS
THREE-POINT FIELD GOALS
THREE-POINT ATTEMPTS
FREE THROWS
FREE THROW ATTEMPTS
ASSISTS
STEALS
BLOCKED SHOTS
MINUTES PLAYED



CHANTICLEER STUDENT-ATHLETES NEWCOMERS



TIM CEASER

**FORWARD • 6-8 • 200 • FRESHMAN
MARION, ARK. • MARION HIGH SCHOOL**

AT MARION HIGH SCHOOL: Rated two-star player . . . Was named to the 2018-19 ALL-USA Arkansas Boys Basketball first team . . . He helped lead Marion High School to the Class 5A state title . . . Averaged 14.5 points per game and 4.2 assists per outing.

11

CEASER'S CAREER HIGHS

- POINTS _____
- REBOUNDS _____
- FIELD GOALS _____
- FIELD GOAL ATTEMPTS _____
- THREE-POINT FIELD GOALS _____
- THREE-POINT ATTEMPTS _____
- FREE THROWS _____
- FREE THROW ATTEMPTS _____
- ASSISTS _____
- STEALS _____
- BLOCKED SHOTS _____
- MINUTES PLAYED _____

CHANTICLEER STUDENT-ATHLETE NEWCOMERS

HOSANA KITENGE

FORWARD/CENTER • 6-7 • 265 • FRESHMAN

CRAWLEY, WEST SUSSEX, ENGLAND • CHARNWOOD COLLEGE



CHARNWOOD COLLEGE: Came to CCU from England where he played at Charnwood College . . . Averaged almost nine points and nine rebounds per game . . . Averaged two assists per game . . . Shot 44 percent from the field while averaging over 25 minutes per game . . . Also played in the 2018 FIBA U18 European Championship averaging four points and over seven rebounds per game.

12

KITENGE'S CAREER HIGHS

POINTS
REBOUNDS
FIELD GOALS
FIELD GOAL ATTEMPTS
THREE-POINT FIELD GOALS
THREE-POINT ATTEMPTS
FREE THROWS
FREE THROW ATTEMPTS
ASSISTS
STEALS
BLOCKED SHOTS
MINUTES PLAYED

CHANTICLEER STUDENT-ATHLETE NEWCOMERS



AHMARD HARVEY

FORWARD • 6-6 • 190 • FRESHMAN

FREEPORT, BAHAMAS • ASPIRE BASKETBALL ACADEMY (KY.)

AT ASPIRE ACADEMY (LOUISVILLE, KY.): Originally from Freeport, Bahamas ... Finished his prep career at Aspire Academy in Louisville ... During his senior season he averaged almost 14 points per game ... A strong rebounder collecting 9.3 per game ... Also distributed three assists per game and averaged a steal per contest.

20

HARVEY'S CAREER HIGHS

POINTS	--
REBOUNDS	--
FIELD GOALS	--
FIELD GOAL ATTEMPTS	--
THREE-POINT FIELD GOALS	--
THREE-POINT ATTEMPTS	--
FREE THROWS	--
FREE THROW ATTEMPTS	--
ASSISTS	--
STEALS	--
BLOCKED SHOTS	--
MINUTES PLAYED	--

CHANTICLEER STUDENT-ATHLETE NEWCOMERS



JALEN MILNER

GUARD • 6-1 • 175 • FRESHMAN

MILLEDGEVILLE, GA. • GEORGIA MILITARY

AT GEORGIA MILITARY COLLEGE: Played as a combo guard at Georgia Military . . . Averaged almost 16 points per game while also averaging four rebounds and 1.2 assists per outing . . . Shot 47 percent from the field, 38 percent on his three-point attempts and 81 percent at the free throw line . . . Was named to the all-region and all-county teams.

21

MILNER'S CAREER HIGHS

POINTS	---
REBOUNDS	---
FIELD GOALS	---
FIELD GOAL ATTEMPTS	---
THREE-POINT FIELD GOALS	---
THREE-POINT ATTEMPTS	---
FREE THROWS	---
FREE THROW ATTEMPTS	---
ASSISTS	---
STEALS	---
BLOCKED SHOTS	---
MINUTES PLAYED	---

CHANTICLEER STUDENT-ATHLETE NEWCOMERS

LEVI COOK

CENTER • 6-10 • 280 • JUNIOR

ARNETT, W.VA. • WABASH VALLEY COLLEGE



2018-19 AT WABASH VALLEY COLLEGE: Played 30 games for Wabash averaging almost nine points and over five rebounds per game ... Shot 54 percent from the field and 76 percent at the free throw line ...

2017-18 (DEPAUL): Played as a freshman at DePaul seeing action in 25 games averaging over two points and two rebounds per game ... Shot 60 percent from the field.

32

COOK'S CAREER HIGHS

POINTS
REBOUNDS
FIELD GOALS
FIELD GOAL ATTEMPTS
THREE-POINT FIELD GOALS
THREE-POINT ATTEMPTS
FREE THROWS
FREE THROW ATTEMPTS
ASSISTS
STEALS
BLOCKED SHOTS
MINUTES PLAYED



CHANTICLEER STUDENT-ATHLETE NEWCOMERS



ESSAM MOSTAFA

CENTER • 6-9 • 270 • FRESHMAN

CAIRO, EGYPT • LONG ISLAND LUTHERAN HIGH SCHOOL

AT LONG ISLAND LUTHERAN HIGH SCHOOL: Rated as a three-star player . . . Has great size at 6'-8" and 220 pounds . . . Originally from Egypt he played on World Cup U19 team.

44

MOSTAFA'S CAREER HIGHS

- POINTS
- REBOUNDS
- FIELD GOALS
- FIELD GOAL ATTEMPTS
- THREE-POINT FIELD GOALS
- THREE-POINT ATTEMPTS
- FREE THROWS
- FREE THROW ATTEMPTS
- ASSISTS
- STEALS
- BLOCKED SHOTS
- MINUTES PLAYED

NCAA TOURNAMENT APPEARANCES (4)

1991.....	NCAA Southeast Regional vs. Indiana Hoosiers
1993.....	NCAA West Regional vs. Michigan Wolverines
2014.....	NCAA East Regional vs. Virginia Cavaliers
2015.....	NCAA West Regional vs. Wisconsin Badgers

NATIONAL INVITATIONAL TOURNAMENT APPEARANCES (2)

2010.....	NIT First Round at UAB
2011.....	NIT First Round at Alabama

COLLEGEINSIDER.COM TOURNAMENT APPEARANCES (2)

2012.....	CIT First Round at Old Dominion
2016.....	CIT First Round Mercer CIT Second Round New Hampshire CIT Third Round Grand Canyon CIT Semifinals UC Irvine

COLLEGE BASKETBALL INVITATIONAL TOURNAMENT APPEARANCES (2)

2017.....	CBI First Round Hampton CBI Second Round Loyola CBI Semifinals Illinois-Chicago CBI Championship Series (best two of three) Game 1 Wyoming Game 2 at Wyoming Game 3 at Wyoming
2019.....	CBI First Round Howard CBI Second Round at West Virginia CBI Semifinals at DePaul

BIG SOUTH TOURNAMENT CHAMPIONSHIPS (4)

1990, 1991, 2014, 2015

BIG SOUTH CONFERENCE REGULAR SEASON CHAMPIONSHIPS (6)

1987-88, 1988-89, 1989-90, 1990-91, 2009-10, 2010-11

ALL-AMERICANS (7)

1988-89	Derek Wilson (Playboy All-America/
---------------	------------------------------------

Anson-Mount Scholar Athlete of the Year

1992-93	Tony Dunkin (AP Honorable Mention)
2000-01	Torrey Butler (AP Honorable Mention)
2002-03	Torrey Butler (AP Honorable Mention)
2004-05	Pele Paelay (AP Honorable Mention)
2005-06	Jack Leasure (AP Honorable Mention)
2010-11	Chad Gray (CollegeHoops.net Honorable Mention)

ACADEMIC ALL-AMERICAN AS PRESENTED BY CoSIDA (3)

2006-07	Jack Leasure (Second Team)
2007-08	Jack Leasure (First Team)
2017-18	Christian Adams (Second Team)
2018-19	Amidou Bamba (Third Team)

CBS/CHEVROLET PLAYER OF THE GAME (3)

1991.....	Robert Dowdell (NCAA Play-in Game vs. Jackson State)
1991.....	Brian Penny (NCAA Southeast Regional vs. Indiana)
1993.....	Mohammed Acha (NCAA West Regional vs. Michigan)

The following are from 1985 - 2016

CCU's membership in the Big South Conference

BIG SOUTH PLAYER OF THE YEAR (9)

1987-88	Derek Wilson
1989-90	Tony Dunkin
1990-91	Tony Dunkin
1991-92	Tony Dunkin
1992-93	Tony Dunkin
2000-01	Torrey Butler
2002-03	Torrey Butler
2004-05	Pele Paelay
2005-06	Jack Leasure

BIG SOUTH COACH OF THE YEAR (5)


1987-88	Russ Bergman
1988-89	Russ Bergman
1989-90	Russ Bergman
1999-2000	Pete Strickland
2009-10	Cliff Ellis

BIG SOUTH ROOKIE OF THE YEAR (4)

1989-90	Tony Dunkin
1998-99	Steve Miles
2004-05	Jack Leasure
2006-07	Joshua Mack

BIG SOUTH SCHOLAR-ATHLETE OF THE YEAR (5)

1999-00	Matt Gladieux
2005-06	Jack Leasure
2006-07	Jack Leasure
2007-08	Jack Leasure
2015-16	Tristian Curtis



Tony Dunkin (1990-93) in the only player in NCAA Division I history to be named his league's Player of the Year four times.



Derek Wilson (1985-1988) was a two-time All-Big South performer as well as being named a Playboy All-America/ Anson-Mount Scholar Athlete of the Year.



Warren Gillis was named the 2014 Big South Tournament MVP, averaging 17.3 points per game en route to leading the Chants to the championship.

ALL-TIME CHANTICLEER HONORS AND AWARDS

BIG SOUTH ALL-CONFERENCE TEAM (41)

1985-86	William Calvin (one team)
1986-87	William Calvin (one team)
1987-88	William Calvin (one team) Derek Wilson (one team)
1988-89	Richard Scantlebury (one team) Derek Wilson (one team)
1989-90	DuWayne Cheatam (1st Team) Robert Dowdell (1st Team) Tony Dunkin (1st Team)
1990-91	Robert Dowdell (1st Team) Tony Dunkin (1st Team)
1991-92	Tony Dunkin (1st Team)
1992-93	Tony Dunkin (1st Team)
1993-94	KeKe Hicks (1st Team)
1994-95	KeKe Hicks (1st Team)
1996-97	Maurice Ingram (2nd Team)
1997-98	Rodney Dupre' (2nd Team)
1999-2000	Matt Gladieux (1st Team)
2000-01	Torrey Butler (1st Team)
2002-03	Torrey Butler (1st Team)
2003-04	Torrey Butler (1st Team) E.J. Gallup (1st Team)
2004-05	Pele Pelay (1st Team)
2005-06	Jack Leasure (1st Team) Pele Pelay (2nd Team)
2006-07	Jack Leasure (2nd Team) Moses Sonko (2nd Team)
2007-08	Jack Leasure (1st Team)
2008-09	Joseph Harris (1st Team)
2009-10	Joseph Harris (1st Team) Chad Gray (1st Team)
2010-11	Chad Gray (1st Team)
2011-12	Anthony Raffa (2nd Team) Chris Gradnigo (2nd Team)
2012-13	Anthony Raffa (1st Team)
2013-14	Warren Gillis (2nd Team) Elijah Wilson (Honorable Mention)
2014-15	Warren Gillis (2nd Team) Josh Cameron (Honorable Mention)
2015-16	Shivaughn Wiggins (Honorable Mention) Elijah Wilson (Honorable Mention)

BIG SOUTH ALL-ROOKIE/ALL-FRESHMAN TEAM (13)

1994-95	Greg Smith
1995-96	Lee Grant
1996-97	Gerald King
1997-98	Marcus Stewart
1998-99	Steve Miles
1999-2000	Clint Reed
2000-01	Alvin Green
2003-04	Moses Sonko
2004-05	Jack Leasure
2005-06	Joseph Harris
2006-07	Joshua Mack
2007-08	Anthony Breeze
2009-10	Kierre Greenwood
2013-14	Elijah Wilson

BIG SOUTH ALL-ACADEMIC TEAM (18)

1996-97	Andrew Hinton
1997-98	Andrew Hinton
1998-99	Andrew Hinton
1999-2000	Matt Gladieux

2001-02	Marko Burovic
2002-03	Clint Nagel
2003-04	Clint Nagel
2004-05	Clint Nagel
2005-06	Jack Leasure
2006-07	Jack Leasure
2007-08	Jack Leasure
2008-09	Logan Johnson
2009-10	Logan Johnson
2010-11	Sam McLaurin
2011-12	Sam McLaurin
2013-14	Michel Enanga
2014-15	Tristian Curtis
2015-16	Tristian Curtis

BIG SOUTH PLAYER OF THE WEEK (55)

1987-88	Derek Wilson (Dec. 12) William Calvin (Feb. 27)
1988-89	Brian Penny (Jan. 21)
1989-90	DuWayne Cheatam (Dec. 4) Tony Dunkin (Dec. 22) Tony Dunkin (Jan. 15) Robert Dowdell (Feb. 5)
1990-91	Tony Dunkin (Dec. 10) Tony Dunkin (Jan. 28) Tony Dunkin (Feb. 4) Tony Dunkin (Feb. 11) Tony Dunkin (Feb. 17)
1991-92	Tony Dunkin (Dec. 2)
1992-93	Joey Hart (Dec. 2) Mohammed Acha (Feb. 1) Tony Dunkin (Feb. 23)
1993-94	Mohammed Acha (Dec. 12) KeKe Hicks (Feb. 6)
1994-95	KeKe Hicks (Dec. 5) KeKe Hicks (Jan. 1)
1997-98	Rodney Dupre' (Jan. 12)
2000-01	Torrey Butler (Jan. 8) Torrey Butler (Jan. 29)
2001-02	Alvin Green (Dec. 10) Brandon Newby (Dec. 17) Antonio Darden (Jan. 28) Antonio Darden (Feb. 11)
2002-03	Torrey Butler (Dec. 2)
2003-04	E.J. Gallup (Jan. 5) Brandon Newby (Jan. 12) E.J. Gallup (Feb. 23)
2005-06	Jack Leasure (Dec. 19) Moses Sonko (Jan. 30)
2006-07	Moses Sonko (Dec. 18) Jack Leasure (Jan. 8) Joseph Harris (Jan. 22)
2007-08	Chris Moore (Nov. 26)
2008-09	Joseph Harris (Jan. 5) Joseph Harris (Feb. 16)
2009-10	Joseph Harris (Nov. 16) Joseph Harris (Nov. 30) Joseph Harris (Dec. 7) Chad Gray (Dec. 23) Joseph Harris (Feb. 8) Mario Edwards (Feb. 28)
2010-11	Desmond Holloway (Nov. 22) Mike Holmes (Dec. 20) Desmond Holloway (Jan. 24) Desmond Holloway (Feb. 7)

2012-13	Anthony Raffa (Nov. 12)
2014-15	Josh Cameron (Dec. 8) Josh Cameron (Jan. 5)
2015-16	Badou Diagne (Dec. 23) Elijah Wilson (Feb. 1) Shivaughn Wiggins (Feb. 15)

BIG SOUTH ROOKIE/FRESHMAN OF THE WEEK (37)

1994-95	Matt Pugh (Dec. 11) Greg Smith (Jan. 8)
1995-96	Lee Grant (Jan. 21) Andrew Hinton (Feb. 5)
1996-97	Gerald King (Jan. 13) Gerald King (Feb. 9)
1997-98	Marcus Stewart (Dec. 15) Marcus Stewart (Dec. 22) Carl Moser (Jan. 12)
1998-99	Steve Miles (Jan. 19) Torrey Butler (Feb. 9) Steve Miles (Feb. 16)
1999-2000	Clint Reed (Dec. 13)
2000-01	Alvin Green (Dec. 18)
2004-05	Jack Leasure (Dec. 20) Jack Leasure (Jan. 3) Jack Leasure (Jan. 10) Jack Leasure (Jan. 31) Jack Leasure (Feb. 7) Jack Leasure (Feb. 14)
2005-06	Joseph Harris (Jan. 30) Joseph Harris (Feb. 13)
2006-07	Joshua Mack (Nov. 27) Joshua Mack (Dec. 18) Joshua Mack (Jan. 2) Joshua Mack (Jan. 15)
2007-08	Anthony Breeze (Nov. 20) Anthony Breeze (Feb. 11)
2009-10	Kierre Greenwood (Nov. 30) Kierre Greenwood (Jan. 11) Danny Nieman (Feb. 8) Kierre Greenwood (Feb. 22) Kierre Greenwood (Feb. 28)
2012-13	Michel Enanga (Feb. 11)
2013-14	Elijah Wilson (Nov. 25) Elijah Wilson (Jan. 27) Elijah Wilson (Feb. 17)

BIG SOUTH ALL-TOURNAMENT TEAM (20)

1990	Robert Dowdell, Tony Dunkin, Eddie Lesaine
1991	Robert Dowdell, Tony Dunkin, Brian Penny
1993	Mohammed Acha, Tony Dunkin, KeKe Hicks
2006	Pele Pelay, Moses Sonko
2010	Chad Gray, Logan Johnson
2011	Chad Gray, Sam McLaurin, Anthony Raffa
2014	Warren Gillis, Josh Cameron
2015	Elijah Wilson, Warren Gillis

BIG SOUTH TOURNAMENT MVP (4)

1991	Tony Dunkin
1993	Tony Dunkin
2014	Warren Gillis
2015	Elijah Wilson

ALL-TIME CHANTICLEER HONORS AND AWARDS

The following start with the 2016 - 2017 Season
CCU's membership in the Sun Belt Conference

SUN BELT PLAYER OF THE YEAR (--)

SUN BELT COACH OF THE YEAR (--)

SUN BELT FRESHMAN OF THE YEAR (1)

2018-19 DeVante' Jones

SUN BELT ALL-CONFERENCE TEAM (2)

2016-17 Jaylen Shaw (Third Team)

2018-19 Zac Cuthbertson (Second Team)

SUN BELT CONFERENCE ALL-ACADEMIC TEAM (18)

2016-17 Josh Coleman

..... Christian Adams

2017-18 Christian Adams

..... Amidou Bamba

2018-19 Amidou Bamba

SUN BELT PLAYER OF THE WEEK (1)

2016-17 Jaylen Shaw (Jan. 10)

SUN BELT ALL-TOURNAMENT TEAM (--)

NABC DIVISION I ALL-DISTRICT TEAM (1)

2018-19 Zac Cuthbertson (Second Team)

ALL-TIME CHANTICLEER COACHING RECORDS

• YEARLY OVERALL RECORD •

YEAR	WON	LOST	PCT.	COACH
1974-75	6	17	.261	Dan Selwa
1975-76	10	16	.385	Russ Bergman
1976-77	21	10	.677	Russ Bergman
1977-78	20	9	.690	Russ Bergman
1978-79	18	13	.581	Russ Bergman
1979-80	10	19	.345	Russ Bergman
1980-81	15	11	.577	Russ Bergman
1981-82	21	9	.700	Russ Bergman
1982-83	21	10	.656	Russ Bergman
1983-84	14	16	.467	Russ Bergman
1984-85	7	21	.250	Russ Bergman
1985-86	10	17	.370	Russ Bergman
1986-87	12	16	.429	Russ Bergman
1987-88	17	11	.607	Russ Bergman
1988-89	14	14	.500	Russ Bergman
1989-90	23	6	.793	Russ Bergman
1990-91	24	8	.750	Russ Bergman
1991-92	12	19	.387	Russ Bergman
1992-93*	22	10	.688	Russ Bergman
1993-94*	15	11	.577	Russ Bergman
1994-95	6	20	.231	Michael Hopkins
1995-96	5	21	.192	Michael Hopkins
1996-97	11	16	.407	Michael Hopkins
1997-98	8	19	.296	Michael Hopkins
1998-99	7	20	.259	Pete Strickland
1999-2000	10	18	.357	Pete Strickland
2000-01	8	20	.286	Pete Strickland
2001-02	8	20	.286	Pete Strickland
2002-03	13	15	.464	Pete Strickland
2003-04	14	15	.483	Pete Strickland
2004-05	10	19	.345	Pete Strickland
2005-06	20	10	.667	Buzz Peterson
2006-07	15	15	.500	Buzz Peterson
2007-08	13	15	.464	Cliff Ellis
2008-09	11	20	.355	Cliff Ellis
2009-10	28	7	.800	Cliff Ellis
2010-11	28	6	.824	Cliff Ellis
2011-12	19	12	.613	Cliff Ellis
2012-13	14	15	.483	Cliff Ellis
2013-14	21	12	.636	Cliff Ellis
2014-15	24	10	.705	Cliff Ellis
2015-16	21	12	.636	Cliff Ellis
2016-17	20	19	.513	Cliff Ellis
2017-18	14	18	.438	Cliff Ellis
2018-19	17	17	.500	Cliff Ellis
45 YEARS	677	654	.509	

Winning Seasons: 17

Most Wins In A Single Season: 28 (2009-10, 2010-11)

NCAA Tournament Appearances: 4 (1991, 1993, 2014 & 2015)

20+ Win Seasons: 12

• YEARLY BIG SOUTH / SUN BELT RECORD •

YEAR	WON	LOST	PCT.	FINISH	COACH
1985-86	1	8	.125	8th	Russ Bergman
1986-87	4	4	.500	6th	Russ Bergman
1987-88	9	4	.750	1st	Russ Bergman
1988-89	9	3	.750	1st	Russ Bergman
1989-90	11	1	.917	1st	Russ Bergman
1990-91	13	1	.929	1st	Russ Bergman
1991-92	6	8	.429	5th	Russ Bergman
1992-93*	12	4	.750	2nd	Russ Bergman
1993-94*	10	8	.556	6th	Russ Bergman
1994-95	3	13	.188	9th	Michael Hopkins
1995-96	1	13	.071	8th	Michael Hopkins
1996-97	6	8	.429	5th	Michael Hopkins
1997-98	4	8	.333	4th	Michael Hopkins
1998-99	4	6	.400	4th	Pete Strickland
1999-2000	7	7	.500	3rd	Pete Strickland
2000-01	6	8	.429	4th	Pete Strickland
2001-02	5	9	.357	t-6th	Pete Strickland
2002-03	5	9	.357	7th	Pete Strickland
2003-04	8	8	.500	5th	Pete Strickland
2004-05	7	9	.438	t-4th	Pete Strickland
2005-06	12	4	.667	t-2nd	Buzz Peterson
2006-07	7	7	.500	4th	Buzz Peterson
2007-08	6	8	.429	t-5th	Cliff Ellis
2008-09	5	13	.278	8th	Cliff Ellis
2009-10	15	3	.833	1st	Cliff Ellis
2010-11	16	2	.889	1st	Cliff Ellis
2011-12	12	6	.667	2nd	Cliff Ellis
2012-13	9	7	.563	4th (South)	Cliff Ellis
2013-14	11	5	.688	1st (South)	Cliff Ellis
2014-15	12	6	.667	3rd	Cliff Ellis
2015-16	12	6	.667	3rd	Cliff Ellis
2016-17 #	10	8	.556	t-8th	Cliff Ellis
2017-18	8	10	.444	8th	Cliff Ellis
2018-19	9	9	.500	t-6th	Cliff Ellis
30 YEARS	236	200	.541		

Winning Conference Seasons: 13

.500 Conference Seasons: 5

Most Conference Wins In A Single Season: 16 (2010-11)


Consecutive Conference Winning Seasons: 8 (2009-17)

*Wins later vacated in which an ineligible player participated

Start of membership in the Sun Belt Conference



Dan Selwa



Russ Bergman



Michael Hopkins



Pete Strickland



Buzz Peterson



Cliff Ellis

• HEAD COACHING RECORDS •

COACH	YEAR(S)	WON	LOST	PCT.
Dan Selwa	1975	6	17	.261
Russ Bergman	1976-1994	306	246	.554
Michael Hopkins	1995-1998	30	76	.283
Pete Strickland	1999-2005	70	127	.355
Buzz Peterson	2006-07	35	25	.583
Cliff Ellis	2008-Present	230	163	.585
	45 YEARS	677	654	.509

CHANTICLEER SINGLE SEASON RECORDS

POINTS

1. 52	Howard White vs. College of Charleston	1974-75
2. 43	Tony Dunkin vs. UNC Asheville	1992-93
	Tony Whittington at Allen	1981-82
4. 42	Jeff Roberts at Erskine	1981-82
5. 40	KeKe Hicks at Georgia Tech	1994-95
6. 38	Pele Paelay at VMI	2004-05
	Mohammed Acha vs. Radford	1992-93
8. 36	KeKe Hicks vs. UMBC	1994-95
9. 35	KeKe Hicks vs. Winthrop	1994-95
10. 34	Anthony Raffa vs. Florida International	2012-13
	Mario Sisinni at Presbyterian	2008-09
	Jack Leasure vs. North Greenville	2007-08
	Tony Dunkin vs. Winthrop	1992-93
	Brian Penny vs. Indiana	1990-91

FIELD GOALS MADE

1. 16	Joseph Harris vs. VMI	2008-09
2. 15	William Calvin at Campbell	1984-85
	KeKe Hicks at Georgia Tech	1994-95
4. 14	Pele Paelay at VMI	2004-05
	Mohammed Acha vs. Radford	1992-93
	Tony Dunkin vs. Idaho	1991-92
	DuWayne Cheatam vs. Coll. of Charleston	1989-90
	William Calvin vs. Winthrop	1987-88
9. 13	Anthony Raffa vs. The Citadel	2011-12
	Chad Gray vs. The Citadel	2010-11
	Joseph Harris at UNC Asheville	2008-09
	Jack Leasure vs. North Greenville	2007-08
	Brandon Newby at Liberty	2003-04
	Alvin Green vs. S. C. State	2001-02
	Mohammed Acha vs. Winthrop	1993-94
	Mohammed Acha vs. Campbell	1993-94
	Brian Penny vs. Indiana	1990-91

3-POINT FIELD GOALS MADE

1. 10	KeKe Hicks at Georgia Tech	1994-95
2. 9	Tyrell Gumbs-Frater vs. Georgia State	2018-19
	Dexter Moore vs. Liberty	2008-09
	Jack Leasure vs. UNC Asheville	2007-08
	Jack Leasure vs. VMI	2007-08
	Jack Leasure vs. Chowan	2005-06
6. 8	Jack Leasure vs. North Greenville	2007-08
	Jack Leasure at High Point	2007-08

	KeKe Hicks at Radford	1992-93
	Matt Pugh vs. Miami (Ohio)	1994-95
10. 7	Elijah Wilson vs. UNC Asheville	2015-16
	Jack Leasure at VMI	2007-08
	Jack Leasure vs. VMI	2006-07
	Jack Leasure vs. Birmingham-Southern	2005-06
	Jack Leasure at UNC Asheville	2005-06
	Jack Leasure vs. High Point	2005-06
	Jack Leasure vs. St. Andrews	2005-06
	Jack Leasure vs. Coker	2005-06
	E.J. Gallup vs. Radford	2003-04
	KeKe Hicks vs. Winthrop	1993-94
	KeKe Hicks at South Carolina	1993-94
	Dave Mooney at Augusta	1987-88
	Dave Mooney vs. St. Francis	1986-87
	Dave Mooney vs. Campbell	1986-87

FREE THROWS MADE


1. 15	Tony Dunkin vs. Santa Clara	1991-92
	Brian Black vs. Armstrong State	1984-85
3. 14	Elijah Wilson at UNC Asheville	2013-14
	Warren Gillis at Winthrop	2013-14
	Maurice Ingram at Towson State	1994-95
	Tony Dunkin vs. South Alabama	1989-90
	Robert Dowdell at UNC Asheville	1989-90
6. 13	Joseph Harris vs. Indiana State	2009-10
	Robert Dowdell vs. South Alabama	1989-90
	Robert Dowdell at Augusta	1989-90

REBOUNDS


1. 22	Joseph Harris vs. VMI	02/14/2009
	22 Moses Sonko vs. VMI	02/03/2007
2. 21	William Calvin vs. Limestone	1987-88
3. 20	Maurice Ingram vs. UMBC	1994-95
4. 19	Joseph Harris vs. Charleston Southern	2009-10
	William Calvin vs. Coker	1987-88
	Richard Scantleberry at Winthrop	1987-88
7. 18	Badou Diagne	2013-14
	Maurice Ingram vs. Liberty	1994-95
	Maurice Ingram vs. Radford	1994-95
	Maurice Ingram at UNC Greensboro	1994-95

ASSISTS

1. 16	Dwight Lighty vs. Wesleyan	1978-79
2. 14	Robert Dowdell vs. The Citadel	1989-90
3. 13	Robert Dowdell vs. Coll. of Charleston	1989-90
4. 12	Greg Smith vs. Winthrop	1994-95
5. 11	Ebrima Dibba vs. South Alabama	2018-19
	Joey Hart vs. Radford	1992-93
	Robert Dowdell vs. UNC Asheville	1990-91
	Robert Dowdell vs. South Alabama	1989-90
	Robert Dowdell vs. Campbell	1989-90
	Greg Moody vs. Augusta	1987-88
10. 10	Ebrima Dibba vs. Louisiana	2018-19
	Jaylen Shaw vs. South Alabama	2017-18
	Jaylen Shaw vs. Wake Forest	2017-18
	Kierre Greenwood vs. Gardner-Webb	2011-12
	Mario Edwards vs. Liberty	2008-09
	Colin Stevens vs. Winthrop	2005-06
	Alvin Green at High Point	2003-04
	Alvin Green vs. High Point	2001-02
	Robert Dowdell vs. Liberty	1989-90
	Robert Dowdell vs. Piedmont	1989-90
	Greg Moody vs. Tennessee Tech	1987-88



Brian Penny shoots over Indiana's Pat Graham for two of his 34 points against the Hoosiers in the 1991 NCAA Tournament. His 34 points is one of the Top 10 scoring efforts in Coastal Carolina history.



KeKe Hicks holds the Coastal Carolina record for made 3-pointers in a game with the 10 he hit against Georgia Tech during the 1994-95 season.

CHANTICLEER INDIVIDUAL SEASON RECORDS

POINTS

1. Howard White, 1975-76	770
2. Tony Dunkin, 1992-93	759
3. Zac Cuthbertson, 2018-19	618
4. KeKe Hicks, 1993-94	582
5. Forrest Junck, 1977-78	576
6. Manuel Jessup, 1977-78	571
7. Jaylen Shaw, 2016-17	559
8. Anthony Raffa, 2012-13	554
9. Manuel Jessup, 1976-77	553
10. Howard White, 1974-75	551

SCORING AVERAGE

1. Howard White, 1975-76	29.6
2. Howard White, 1974-75	24.0
3. Tony Dunkin, 1992-93	23.7
4. Tony Dunkin, 1991-92	22.5
5. KeKe Hicks, 1993-94	22.4
6. KeKe Hicks, 1994-95	21.1
7. Manuel Jessup, 1977-78	20.4
8. Torrey Butler, 2000-01	19.4
9. Anthony Raffa, 2012-13	19.1
10. Forrest Junck, 1977-78	18.6
Torrey Butler, 2002-03	18.6

REBOUNDS

1. Forrest Junck, 1978-79	356
2. Joseph Harris, 2008-09	352
3. Joseph Harris, 2009-10	336
4. DeMario Beck, 2016-17	307
5. Zac Cuthbertson, 2018-19	277
6. Jim Cabe, 1976-77	272
7. Mohammed Acha, 1992-93	265
8. William Calvin, 1986-87	263
9. Jeff Roberts, 1981-82	257
10. Jim Cabe, 1977-78	255

OFFENSIVE REBOUNDS

1. Joseph Harris, 2008-09	127
2. William Calvin, 1986-87	111
3. Joseph Harris, 2009-10	110
4. KeKe Hicks, 1994-95	105
5. DeMario Beck, 2016-17	103
6. Mohammed Acha, 1992-93	100
7. Joseph Harris, 2006-07	97
8. William Calvin, 1986-87	92
9. Chad Gray, 2010-11	87
Sam McLaurin, 2011-12	87

REBOUND AVERAGE

1. Forrest Junck, 1978-79	11.5
2. Joseph Harris, 2008-09	11.4
3. Joseph Harris, 2009-10	9.6
4. Badou Diagne, 2014-15	9.5
5. William Calvin, 1986-87	9.4
6. Maurice Ingram, 1994-95	9.2
7. Jim Cabe, 1977-78	8.8
8. Jim Cabe, 1976-77	8.7
William Calvin, 1987-88	8.7
10. Jeff Roberts, 1981-82	8.6
Jeff Roberts, 1982-83	8.6

ASSISTS

1. Robert Smith, 1977-78	241
2. Dwight Lighty, 1978-79	238
3. Dwight Lighty, 1979-80	211
4. Robert Smith, 1976-77	203
5. Robert Dowdell, 1989-90	201
6. J.J. Foster, 1991-92	178
7. Jaylen Shaw, 2017-18	172
8. Robert Dowdell, 1989-90	167
9. Robert Dowdell, 1990-91	158
10. Greg Moody, 1987-88	157

STEALS

1. Howard White, 1975-76	118
2. Robert Dowdell, 1989-90	109
3. Manuel Jessup, 1976-77	78
4. Robert Smith, 1977-78	76
5. Robert Dowdell, 1990-91	73
6. Pele Pelay, 2004-05	70
7. J.J. Foster, 1991-92	69
Manuel Jessup, 1977-78	69
Mohammed Acha, 1992-93	69
10. Rodney Dupre, 1997-98	66

FIELD GOALS MADE

1. Howard White, 1975-76	339
2. Tony Dunkin, 1992-93	263
3. Howard White, 1974-75	245
4. Manuel Jessup, 1977-78	235
5. Forrest Junck, 1978-79	234
6. Manuel Jessup, 1976-77	233
7. Tony Whittington, 1982-83	207
8. Jaylen Shaw, 2016-17	203
9. Zac Cuthbertson, 2018-19	200
Elijah Wilson, 2013-14	200
Chad Gray, 2010-11	200
Joseph Harris, 2009-10	200

FIELD GOALS ATTEMPTED

1. Howard White, 1975-76	693
2. Howard White, 1974-75	507
3. Tony Dunkin, 1992-93	506
4. Manuel Jessup, 1977-78	495
5. Manuel Jessup, 1976-77	485
6. Elijah Wilson, 2013-14	464
7. KeKe Hicks, 1994-95	459
8. KeKe Hicks, 1993-94	448
9. Jaylen Shaw, 2016-17	441
10. Anthony Raffa, 2012-13	426

FIELD GOAL PCT. (min. 150 att.)

1. Sam McLaurin, 2011-12	.652
2. Bobby Livingston, 1977-78	.631
3. Jeff Roberts, 1981-82	.618
4. Jeff Roberts, 1982-83	.614
5. Michael Anderson, 1987-88	.587
6. Forrest Junck, 1978-79	.586
7. Joseph Harris, 2006-07	.580
8. Joseph Harris, 2008-09	.576
9. Anthony Breeze, 2008-09	.570
10. Moses Sonko, 2006-07	.560

FREE THROWS MADE

1. Zac Cuthbertson, 2018-19	174
2. Robert Dowdell, 1989-90	171
3. Tony Dunkin, 1992-93	169
4. Zac Cuthbertson, 2017-18	144
5. Warren Gillis, 2013-14	141
6. Desmond Holloway, 2010-11	132
7. Jaylen Shaw, 2017-18	126
8. Robert Dowdell, 1990-91	125
9. Torrey Butler, 2002-03	118
10. KeKe Hicks, 1994-95	116

FREE THROWS ATTEMPTED

1. Zac Cuthbertson, 2018-19	228
2. Tony Dunkin, 1992-93	216
3. Robert Dowdell, 1989-90	213
4. Zac Cuthbertson, 2017-18	181
5. Desmond Holloway, 2010-11	173
6. Warren Gillis, 2013-14	166
Forrest Junck, 1978-79	166
Robert Dowdell, 1990-91	166
9. Jaylen Shaw, 2017-18	163
10. Shivaughn Wiggins, 2014-15	161

FREE THROW PCT. (min. 30 att.)

1. Jerrod Paige, 1999-2000	.967
2. Colin Stevens, 2005-06	.900
3. E.J. Gallup, 2003-04	.896
4. Michael Allen, 1998-99	.886
5. Jack Leasure, 2007-08	.873
6. Warren Gillis, 2014-15	.872
7. KeKe Hicks, 1994-95	.859
8. Warren Gillis, 2013-14	.849
9. Moses Sonko, 2005-06	.842
10. Steve Hardy, 1978-79	.841

3-POINT FIELD GOALS MADE

1. Jack Leasure, 2005-06	125
2. KeKe Hicks, 1993-94	115
3. Jack Leasure, 2007-08	111
4. Dave Mooney, 1987-88	102
5. Dave Mooney, 1986-87	100
6. Jack Leasure, 2006-07	90
7. E.J. Gallup, 2003-04	86
8. Jack Leasure, 2004-05	85
9. KeKe Hicks, 1992-93	83
10. KeKe Hicks, 1994-95	77

BLOCKED SHOTS

1. Sam McLaurin, 2010-11	60
2. Sam McLaurin, 2009-10	57
3. Mohammed Acha, 1992-93	51
4. Bob Livingston, 1976-77	49
5. DuWayne Cheatam, 1989-90	47
6. Chad Gray, 2010-11	42
7. Jeff Roberts, 1982-83	39
Joseph Harris, 2006-07	39
9. Mohammed Acha, 1993-94	38
10. Tony Dunkin, 1992-93	37
DuWayne Cheatam, 1990-91	37

CHANTICLEER INDIVIDUAL CAREER RECORDS

GAMES

1. Elijah Wilson, 2013-17	140
2. Joseph Harris, 2005-10	134
3. Warren Gillis, 2011-15	125
Badou Diagne, 2012-16	125
5. Colton Ray-St. Cyr	124
6. Logan Johnson, 2006-10	121
7. Michel Enanga, 2012-17	120
8. Dexter Moore, 2008-12	119
Steven Sexton, 2006-09	119
J.J. Foster, 1988-92	119

SCORING

1. Tony Dunkin, 1989-93	2,151
2. Jack Leasure, 2005-08	1,893
3. Elijah Wilson, 2013-17	1,885
4. Tony Whittington, 1979-83	1,631
5. KeKe Hicks, 1993-95	1,622
6. Derek Wilson, 1985-89	1,492
7. Anthony Raffa, 2010-13	1,470
8. Torrey Butler, 1998-03	1,467
9. William Calvin, 1984-88	1,465
10. Joseph Harris, 2005-10	1,444

SCORING AVERAGE (min. 700 pts.)

1. Howard White, 1974-76	26.9
2. Tony Dunkin, 1989-93	20.7
3. KeKe Hicks, 1993-95	20.5
4. Manuel Jessup, 1976-78	19.1
5. Zac Cuthbertson, 2017-19	16.5
6. Jack Leasure, 2005-08	16.2
7. Anthony Raffa, 2010-13	15.6
8. Michael Hopkins, 1980-82	15.5
9. Torrey Butler, 1998-03	14.5
10. Chady Gray, 2009-11	14.4

FIELD GOALS MADE

1. Tony Dunkin, 1989-93	775
2. Tony Whittington, 1979-83	676
3. Elijah Wilson, 2013-17	659
4. Jack Leasure, 2005-08	644
5. William Calvin, 1984-88	617
6. Joseph Harris, 2009-10	592
7. Howard White, 1974-76	584
8. Derek Wilson, 1985-89	561
9. Torrey Butler, 1998-03	535
10. KeKe Hicks, 1993-95	524

FIELD GOALS ATTEMPTED

1. Elijah Wilson, 2013-17	1,687
2. Jack Leasure, 2005-08	1,493
3. Tony Dunkin, 1989-93	1,486
4. Tony Whittington, 1979-83	1,353
5. William Calvin, 1984-88	1,327
6. KeKe Hicks, 1993-95	1,313
7. Howard White, 1974-76	1,200
8. Derek Wilson, 1985-89	1,130
9. Jaylen Shaw, 2015-18	1,115
10. Anthony Raffa, 2010-13	1,088

FIELD GOAL PCT. (min. 300 made)

1. Joseph Harris, 2005-10	.562
2. Forrest Junck, 1978-80	.558

3. DuWayne Cheatam, 1987-91	.529
4. Jim Cabe, 1976-78	.526
5. Tony Dunkin, 1989-93	.521
6. Maurice Ingram, 1994-97	.509
7. Chad Gray, 2009-11	.505
8. Tony Whittington, 1979-83	.499
9. Derek Wilson, 1985-89	.496
10. Torrey Butler, 1998-03	.494

FREE THROWS MADE

1. Tony Dunkin, 1989-93	487
2. Robert Dowdell, 1987-91	404
3. Derek Wilson, 1985-89	327
4. Zac Cuthbertson, 2017-19	318
5. Warren Gillis, 2011-15	305
6. Anthony Raffa, 2010-13	304
7. KeKe Hicks, 1993-95	299
8. Kierre Greenwood, 2009-13	290
9. Torrey Butler, 1998-03	289
10. Tony Whittington, 1979-83	279

FREE THROWS ATTEMPTED

1. Tony Dunkin, 1989-93	656
2. Robert Dowdell, 1987-91	523
3. Derek Wilson, 1985-89	466
4. Joseph Harris, 2005-10	426
5. Tony Whittington, 1979-83	413
6. Torrey Butler, 1998-03	410
7. Zac Cuthbertson, 2017-19	409
8. Anthony Raffa, 2010-13	404
9. Kierre Greenwood, 2009-13	386
10. Maurice Ingram, 1994-97	376

FREE THROW PCT. (min. 100 made)

1. Warren Gillis, 2011-15	.840
Steve Hardy, 1977-79	.840
Jack Leasure, 2005-08	.840
4. Warren Gillis, 2012-pres.	.824
5. KeKe Hicks, 1993-95	.817
6. Dennis Casey, 1978-80	.779
7. Howard White, 1974-76	.777
8. Mario Sisinni, 2006-09	.776
9. Colin Stevens, 2005-06	.774
10. Robert Dowdell, 1987-91	.772

REBOUNDS

1. Joseph Harris, 2005-10	1152
2. William Calvin, 1984-88	888
3. Badou Diagne, 2012-16	789
4. Tony Whittington, 1979-83	763
5. Tony Dunkin, 1989-93	725
6. Derek Wilson, 1985-89	712
7. Maurice Ingram, 1994-97	675
8. Sam McLaurin, 2008-12	647
9. Moses Sonko, 2004-07	580
10. DuWayne Cheatam, 1987-91	575

REBOUND AVERAGE (min. 45 gms.)

1. Forrest Junck, 1978-80	9.2
2. Jim Cabe, 1976-78	8.8
3. Maurice Ingram, 1994-97	8.8
4. Joseph Harris, 2009-10	8.6
Jeff Roberts, 1981-83	8.6

6. William Calvin, 1984-88	8.2
7. Mohammed Acha, 1992-94	8.1
8. DeMario Beck, 2016-18	7.6
9. Zac Cuthbertson, 2017-19	7.5
10. Bobby Livingston, 1976-78	7.1

BLOCKED SHOTS

1. Sam McLaurin, 2008-2012	155
2. Joseph Harris, 2009-10	142
3. DuWayne Cheatam, 1987-91	112
4. Badou Diagne, 2012-16	99
5. Mohammed Acha, 1992-94	89
6. Tony Dunkin, 1989-93	87
7. Derek Wilson, 1985-89	74
8. Chad Gray, 2009-11	69
9. Jon Pack, 2008-12	67
Jeff Roberts, 1981-83	67

ASSISTS

1. Robert Dowdell, 1987-91	561
2. Kierre Greenwood, 2009-13	481
3. Dwight Lighty, 1977-80	460
4. Jaylen Shaw, 2015-18	449
5. Robert Smith, 1976-78	444
6. Alvin Green, 2000-05	411
7. Greg Moody, 1984-88	376
8. Jack Leasure, 2005-08	353
9. Greg Smith, 1994-98	350
10. Logan Johnson, 2006-10	312

STEALS

1. Robert Dowdell, 1987-91	239
2. Joseph Harris, 2005-10	205
3. Tony Whittington, 1979-83	179
4. Kierre Greenwood, 2009-13	178
Howard White, 1974-76	178
6. Warren Gillis, 2011-15	164
7. Brian Penny, 1987-91	158
8. Alvin Green, 2000-05	155
9. Greg Moody, 1984-88	153
10. Jack Leasure, 2005-08	148

WINS

1.	2010-11	28
	2009-10	28
3.	2014-15	24
	1990-91	24
5.	1989-90	23
6.	1992-93	22
7.	2013-14	21
	1982-83	21
	1981-82	21
	1976-77	21

POINTS

1.	2016-17	2,833
2.	2018-19	2,641
3.	2010-11	2,597
4.	2009-10	2,584
5.	1978-79	2,491
6.	1992-93	2,488
7.	2013-14	2,458
8.	1976-77	2,456
9.	2014-15	2,438
10.	1990-91	2,339

SCORING AVERAGE

1.	1974-75	83.2
2.	1978-79	80.4
3.	1977-78	79.4
4.	1976-77	79.2
5.	1992-93	77.8
6.	2018-19	77.7
7.	1989-90	77.0
8.	2010-11	76.4
9.	1993-94	76.3
10.	1987-88	75.6

DEFENSIVE AVERAGE

1.	2009-10	60.1
2.	1980-81	61.6
3.	1982-83	62.2
4.	2014-15	62.4
5.	1983-84	62.9
6.	2012-13	63.4
7.	2010-11	64.1
8.	1981-82	64.3
9.	1990-91	64.7
10.	2011-12	65.9

SCORING MARGIN

1.	2009-10	+13.7
2.	2010-11	+12.3
3.	2014-15	+9.3
4.	1981-82	+8.5
5.	1990-91	+8.4
6.	1982-83	+7.8
7.	1989-90	+7.1
8.	1992-93	+6.9
9.	2011-12	+6.6
10.	1978-79	+4.8

FIELD GOALS MADE

1.	2016-17	1,021
2.	1976-77	1,020
3.	1978-79	1,008
4.	2009-10	966
5.	1977-78	942
6.	2010-11	930
7.	2018-19	899
8.	1992-93	893
9.	1981-82	885
10.	1979-80	877

FIELD GOAL PERCENTAGE

1.	1978-79	.521
2.	1977-78	.506
3.	1982-83	.505
4.	1983-84	.489
5.	2011-12	.487
6.	2010-11	.486
7.	1992-93	.479
8.	2009-10	.478
9.	1985-86	.475
	1976-77	.475

3-PT FIELD GOALS MADE

1.	2016-17	318
2.	2018-19	284
3.	2005-06	241
4.	2007-08	239
5.	2014-15	228
6.	1999-00	224
7.	1993-94	222
8.	2008-09	220
9.	2017-18	218
10.	2006-07	217

FREE THROWS MADE

1.	2010-11	576
2.	2018-19	559
3.	2014-15	538
4.	2013-14	524
5.	1989-90	511
6.	1992-93	507
7.	2017-18	506
8.	1978-79	475
9.	2016-17	473
10.	2009-10	468

FREE THROW PERCENTAGE

1.	2005-06	.744
2.	1988-89	.729
3.	2017-18	.721
4.	2018-19	.719
5.	1976-77	.710
6.	1981-82	.709
7.	1978-79	.708
	2003-04	.708
9.	1989-90	.705
10.	1983-84	.703

REBOUNDS

1.	2016-17	1,574
2.	2009-10	1,375
3.	2010-11	1,339
4.	2014-15	1,338
5.	2013-14	1,336
6.	2018-19	1,256
7.	2017-18	1,243
8.	1976-77	1,230
9.	1978-79	1,215
10.	2011-12	1,171

REBOUND AVERAGE

1.	2016-17	40.4
2.	2014-15	39.4
	2010-11	39.4
4.	2013-14	39.3
	2009-10	39.3
6.	1978-79	39.2
7.	2017-18	38.8
8.	1987-88	38.7
	1985-86	38.7
10.	2011-12	37.8

REBOUND MARGIN

1.	2014-15	+8.1
	1977-78	+7.3
3.	2010-11	+7.1
4.	2017-18	+6.8
5.	1987-88	+5.9
6.	2012-13	+5.7
	2011-12	+5.7
8.	2009-10	+5.6
9.	1978-79	+5.2
10.	1985-86	+5.1

ASSISTS

1.	1978-79	605
2.	1979-80	552
3.	2009-10	541
4.	1977-78	537
5.	2010-11	521
6.	2006-07	497
7.	1992-93	480
8.	1990-91	478
9.	1976-77	476
10.	2016-17	476

STEALS

1.	1977-78	308
2.	1976-77	297
3.	1990-91	286
4.	2006-07	277
5.	1989-90	276
	1985-86	276
7.	1982-83	266
8.	2009-10	265
9.	1991-92	264
10.	1981-82	256

BLOCKED SHOTS

1.	2009-10	156
2.	2010-11	153
3.	2011-12	120
	1992-93	120
5.	2017-18	116
6.	2015-16	113
7.	2018-19	112
8.	2014-15	111
9.	1990-91	99
10.	2013-14	96

SINGLE GAME RECORDS

POINTS

125 vs. Thomas More
(12/20/2010)

FIELD GOALS MADE

47 vs. Thomas More (12/20/2010)
Morris (11/24/1984)

FIELD GOAL PERCENTAGE

.681 vs. Spalding [32-of-47]
(11/18/2011)

3-POINT FIELD GOALS MADE

16 vs. UNC Asheville (02/27/2008)
16 vs. VMI (01/14/2008)

3-POINT FIELD GOALS ATTEMPTED

41 vs. VMI (02/09/2008)

FREE THROW PERCENTAGE

(Minimum 10 made)
.938 vs. La. Monroe (15-16)
(03/02/19)
vs. Radford [15-of-16]
(01/12/2008)

REBOUNDS


66 vs. Warren Wilson (12/11/2014)
66 vs. Limestone (01/14/1988)

STEALS

24 vs. Erskine (02/05/1989)


ASSISTS

32 vs. Ohio Valley (12/28/2005)
32 vs. UMBC (01/14/1993)



TONY DUNKIN
// 2,151 //
(1990-1993)

YEAR	GP-GS	FG	3FG	FT	PTS	AVG
1989-90	23-23	147	15	107	416	18.1
1990-91	28-28	194	9	107	504	18.1
1991-92	21-21	171	26	104	472	22.5
1992-93	32-32	263	64	169	759	20.7
Totals	104-104	775	114	487	2,151	20.7



TONY DUNKIN



JACK LEASURE



JACK LEASURE
// 1,893 //
(2005-2008)

YEAR	GP-GS	FG	3FG	FT	PTS	AVG
2004-05	29-24	146	85	43	420	14.5
2005-06	30-30	180	125	50	535	17.8
2006-07	30-30	163	90	53	469	15.6
2007-08	28-28	155	111	48	469	16.8
Totals	117-112	644	411	194	1,893	16.2




ELIJAH WILSON
// 1,885 //
(2013-2017)


YEAR	GP-GS	FG	3FG	FT	PTS	AVG
2013-14	34-34	200	51	86	537	15.8
2014-15	34-27	129	66	61	385	11.3
2015-16	33-33	156	76	65	453	13.7
2016-17	39-38	174	100	62	510	13.1
Totals	140-132	659	293	274	1,885	13.5



ELIJAH WILSON




KEKE HICKS




TONY WHITTINGTON
// 1,631 //
(1980-1983)


YEAR	GP-GS	FG	3FG	FT	PTS	AVG
1979-80	29-29	148	0	56	352	12.1
1980-81	26-26	132	0	75	339	13.0
1981-82	30-30	189	0	65	443	14.8
1982-83	31-31	207	0	117	497	16.0
Totals	116-116	676	0	279	1,631	14.1



TONY WHITTINGTON




DEREK WILSON



KEKE HICKS
// 1,622 //
(1993-1995)

YEAR	GP-GS	FG	3FG	FT	PTS	AVG
1992-93	28-27	175	83	80	513	18.3
1993-94	26-20	182	115	103	582	22.4
1994-95	25-25	167	77	116	527	21.1
Totals	79-72	524	275	299	1,622	20.5




DEREK WILSON
// 1,492 //
(1986-1989)

YEAR	GP-GS	FG	3FG	FT	PTS	AVG
1985-86	26-23	98	0	78	274	10.5
1986-87	27-27	130	0	79	339	12.5
1987-88	28-28	169	11	68	417	14.8
1988-89	28-27	164	32	102	462	16.5
Totals	109-105	561	43	327	1,492	13.7



ANTHONY RAFFA
// 1,470 //
(2011-2013)

YEAR	GP-GS	FG	3FG	FT	PTS	AVG
2010-11	34-4	133	29	103	398	11.7
2011-12	31-31	184	45	105	518	16.7
2012-13	29-29	199	60	96	554	19.1
Totals	94-64	516	134	304	1,470	15.6



ANTHONY RAFFA

CHANTICLEER 1,000 POINT SCORERS




TORREY BUTLER
// 1,467 //
(1999-2003)

YEAR	GP-GS	FG	3FG	FT	PTS	AVG
1998-99	25-13	77	2	26	182	7.3
1999-00	22-20	97	15	50	259	11.8
2000-01	26-23	180	50	95	505	19.4
2002-03	28-28	181	41	118	521	18.6
Totals	101-84	535	108	289	1467	14.5



TORREY BUTLER



WILLIAM CALVIN



WILLIAM CALVIN
// 1,465 //
(1985-1988)


YEAR	GP-GS	FG	3FG	FT	PTS	AVG
1984-85	28-28	156	0	43	355	12.7
1985-86	23-18	117	0	51	285	12.3
1986-87	28-28	155	7	47	364	13.0
1987-88	28-28	189	10	73	461	16.4
Totals	107-102	617	17	214	1,465	13.8



JOSEPH HARRIS



JAYLEN SHAW



JOSEPH HARRIS
// 1,444 //
(2006-2010)

YEAR	GP-GS	FG	3FG	FT	PTS	AVG
2005-06	30-20	71	0	21	163	5.4
2006-07	30-24	102	0	43	247	8.2
2007-08	8-8	29	0	8	66	8.3
2008-08	31-30	190	0	91	471	15.2
2009-10	35-34	200	3	94	497	14.2
Totals	134-116	592	3	257	1,444	10.8



JAYLEN SHAW
// 1,400 //
(2015-2018)

YEAR	GP-GS	FG	3FG	FT	PTS	AVG
2015-16	28-23	143	45	36	367	11.1
2016-17	39-37	203	59	94	559	14.3
2017-18	32-32	157	34	126	474	14.8
Totals	99-92	503	138	256	1,400	14.1




WARREN GILLIS
// 1,352 //
(2012-2015)

YEAR	GP-GS	FG	3FG	FT	PTS	AVG
2011-12	30-3	48	3	13	112	3.7
2012-13	27-26	109	24	42	284	10.5
2013-14	34-33	167	26	141	501	14.7
2014-15	34-34	160	26	109	455	13.4
Totals	125-96	484	79	305	1,352	10.8



WARREN GILLIS




HOWARD WHITE




HOWARD WHITE
// 1,321 //
(1975-1976)

YEAR	GP-GS	FG	3FG	FT	PTS	AVG
1974-75	23-23	245	0	61	551	24.0
1975-76	26-26	339	0	92	770	29.6
Totals	49-49	584	0	153	1,321	26.9




BRIAN PENNY
// 1,208 //
(1988-1991)

YEAR	GP-GS	FG	3FG	FT	PTS	AVG
1987-88	19-0	10	4	12	36	1.8
1988-89	26-25	126	69	36	357	13.7
1989-90	29-29	120	61	46	347	12.0
1990-91	32-32	172	71	53	468	14.6
Totals	106-86	428	205	147	1,208	11.4




BRIAN PENNY



ROBERT DOWDELL
// 1,202 //
(1988-1991)

YEAR	GP-GS	FG	3FG	FT	PTS	AVG
1987-88	26-0	9	0	12	30	1.1
1988-89	28-28	91	18	99	299	10.6
1989-90	29-29	119	36	171	445	15.3
1990-91	32-32	128	47	125	428	13.4
Totals	115-89	347	101	407	1,202	10.5



KIERRE GREENWOOD
// 1,199 //
(2009-2013)

YEAR	GP-GS	FG	3FG	FT	PTS	AVG
2009-10	35-35	114	18	71	317	9.1
2010-11	27-27	78	11	43	210	7.8
2011-12	28-27	108	18	77	311	11.1
2012-13	28-28	124	14	99	361	12.9
Totals	118-117	424	61	290	1,199	10.2




PELE PAELAY
// 1,178 //
(2003-2006)

YEAR	GP-GS	FG	3FG	FT	PTS	AVG
2002-03	24-2	36	7	13	92	3.8
2003-04	28-5	54	13	32	153	5.5
2004-05	29-28	175	40	98	488	16.8
2005-06	30-30	153	49	90	445	14.8
Totals	111-65	418	109	233	1,178	10.6




MOSES SONKO
// 1,167 //
(2004-2007)

YEAR	GP-GS	FG	3FG	FT	PTS	AVG
2003-04	29-3	68	0	44	180	6.2
2004-05	27-13	79	1	17	176	6.5
2005-06	30-30	140	6	64	350	11.7
2006-07	30-30	188	6	79	461	15.4
Totals	116-76	475	13	204	1,167	10.1




MANUEL JESSUP
// 1,124 //
(1977-1978)

YEAR	GP-GS	FG	3FG	FT	PTS	AVG
1976-77	31-31	233	0	87	553	17.8
1977-78	26-20	235	0	101	582	20.3
Totals	54-47	468	0	198	1,124	19.1




DuWAYNE CHEATAM
// 1,085 //
(1988-1991)

YEAR	GP-GS	FG	3FG	FT	PTS	AVG
1987-88	26-12	42	0	17	101	3.8
1988-89	28-14	85	0	52	222	7.9
1989-90	29-27	159	0	75	393	13.6
1990-91	31-31	142	0	85	369	11.9
Totals	114-84	428	0	229	1,085	9.5



ZAC CUTHBERTSON
// 1,073 //
(2017-19)

YEAR	GP-GS	FG	3FG	FT	PTS	AVG
2017-18	31-25	141	29	144	455	14.7
2018-19	34-34	200	44	174	618	18.2
Totals	65-59	341	73	318	1,073	16.5




ROBERT DOWDELL




KIERRE GREENWOOD




PELE PAELAY



MOSES SONKO



DuWAYNE CHEATAM



BRANDON NEWBY



BRANDON NEWBY
// 1,000 //
(1999-2002, 2003-04)

YEAR	GP-GS	FG	3FG	FT	PTS	AVG
1999-00	17-7	29	15	12	85	5.0
2000-01	24-18	94	22	51	261	10.9
2001-02	24-19	109	44	78	340	14.2
2003-04	27-22	106	34	68	314	11.6
Totals	92-66	338	115	209	1,000	10.9

POINTS**Freshman**

537 by Elijah Wilson (2013-14)

Sophomore

535 by Jack Leasure (2005-06)

Junior

582 by KeKe Hicks (1993-94)

Senior

770 by Howard White (1975-76)

GAMES**Freshman**

39 by Artur Labinowicz (2016-17)

Sophomore34 by Michel Enanga (2013-14),
Elijah Wilson & Shivaughn Wiggins (2014-15)**Junior**

39 by Jaylen Shaw & DeMario Beck (2016-17)

Senior

39 by Elijah Wilson (2016-17)

FIELD GOALS MADE**Freshman**

200 by Elijah Wilson (2013-14)

Sophomore

194 by Tony Dunkin (1990-91)

Junior

234 by Forrest Junck (1978-79)

Senior

263 by Tony Dunkin (1992-93)

FIELD GOAL PERCENTAGE

(min. 100 FG made)

Freshman.525 (147-280)
by Tony Dunkin
(1989-90)**Sophomore**.580 (102-176)
by Joseph Harris
(2006-07)**Junior**.576 (189-331)
by Joseph Harris
(2008-09)**Senior**.652 (137-210)
by Sam McLaurin
(2011-12)**3-PT. FIELD GOALS MADE****Freshman**

85 by Jack Leasure (2004-05)

Sophomore

125 by Jack Leasure (2005-06)

Junior

115 by KeKe Hicks (1993-94)

Senior

111 by Jack Leasure (2007-08)

FREE THROWS MADE**Freshman**

86 by Elijah Wilson (2013-14)

Sophomore

114 by Shivaughn Wiggins (2014-15)

Junior

171 by Robert Dowdell (1989-90)

Senior

174 by Zac Cuthbertson (2018-19)

FREE THROW PERCENTAGE

(min. 75 FT made)

Freshman.699 (86-123)
by Elijah Wilson (2013-14)**Sophomore**.800 (80-100)
by KeKe Hicks (1992-93)**Junior**.849 (141-166)
by Warren Gillis (2013-14)**Senior**.872 (109-125)
by Warren Gillis (2014-15)**REBOUNDS****Freshman**

182 by William Calvin (1984-85)

Sophomore

231 by Maurice Ingram (1994-95)

Junior

356 by Forrest Junck (1978-79)

Senior

336 by Joseph Harris (2009-10)

REBOUND AVERAGE**Freshman**

6.5 by William Calvin (1984-85)

Sophomore

9.2 by Maurice Ingram (1994-95)

Junior11.4 by Joseph Harris
(2008-09)**Senior**

9.6 by Joseph Harris (2009-10)

ASSISTS**Freshman**

123 by Ebrima Dibba (2018-19)

Sophomore

167 by Robert Dowdell (1988-89)

Junior

201 by Robert Dowdell (1989-90)

Senior

241 by Robert Smith (1977-78)

SEASON SCORING LEADERS

Year	Name	Games	Points	Avg.
1974-75	Howard White	23	551	24.0
1975-76	Howard White	26	770	29.6
1976-77	Manuel Jessup	31	553	17.8
1977-78	Manuel Jessup	28	571	20.4
1978-79	Forrest Junck	31	576	18.6
1979-80	James Brown	22	283	12.9
1980-81	Tommy Rollins	26	398	15.3
1981-82	Michael Hopkins	30	471	15.7
1982-83	Tony Whittington	29	465	16.0
1983-84	Robert Gray	28	365	13.0
1984-85	William Calvin	28	355	12.7
1985-86	Ricky Rutherford	25	315	12.6
1986-87	Dave Mooney	28	391	13.9
1987-88	William Calvin	28	461	16.4
1988-89	Derek Wilson	28	462	16.5
1989-90	Tony Dunkin	23	416	18.1
1990-91	Tony Dunkin	28	504	18.0
1991-92	Tony Dunkin	21	472	22.5
1992-93	Tony Dunkin	32	759	23.7
1993-94	KeKe Hicks	26	582	22.4
1994-95	KeKe Hicks	25	527	21.1
1995-96	Ben Avery	26	433	16.7
1996-97	Ben Avery	27	340	12.6
1997-98	Rodney Dupre'	27	343	12.7
1998-99	Marcus Stewart	18	239	13.3
1999-00	Matt Gladieux	28	464	16.6
2000-01	Torrey Butler	26	505	19.4
2001-02	Brandon Newby	24	340	14.2
2002-03	Torrey Butler	28	521	18.6
2003-04	E.J. Gallup	29	498	17.2
2004-05	Pele Pelay	29	488	16.8
2005-06	Jack Leasure	30	535	17.8
2006-07	Jack Leasure	30	469	15.6
2007-08	Jack Leasure	28	469	16.8
2008-09	Joseph Harris	31	471	15.2
2009-10	Chad Gray	34	487	14.3
2010-11	Desmond Holloway	26	480	18.5
2011-12	Anthony Raffa	31	518	16.7
2012-13	Anthony Raffa	29	554	19.1
2013-14	Elijah Wilson	34	537	15.8
2014-15	Warren Gillis	34	455	13.4
2015-16	Elijah Wilson	33	453	13.7
2016-17	Jaylen Shaw	39	559	14.3
2017-18	Jaylen Shaw	32	474	14.8
2018-19	Zac Cuthbertson	34	618	18.2

SEASON REBOUNDING LEADERS

Year	Name	Games	Rebounds	Avg.
1974-75	Dale Ellis	23	144	6.3
1975-76	Frank White	26	219	8.4
1976-77	Jim Cabe	31	272	8.7
1977-78	Jim Cabe	29	255	8.8
1978-79	Forrest Junck	31	356	11.5
1979-80	Forrest Junck	27	178	6.6
1980-81	Herm Senior	26	208	8.0
1981-82	Jeff Roberts	30	257	8.6
1982-83	Jeff Roberts	27	237	8.8
1983-84	Jeff Norman	30	181	6.0
1984-85	William Calvin	28	182	6.5
1985-86	William Calvin	23	197	8.5
1986-87	William Calvin	28	263	9.4
1987-88	William Calvin	28	246	8.7
1988-89	Richard Scantlebury	27	175	6.4
1989-90	DuWayne Cheatam	29	207	7.1

1990-91	Tony Dunkin	28	200	7.1
1991-92	Tony Dunkin	21	170	8.1
1992-93	Mohammed Acha	32	265	8.3
1993-94	Mohammed Acha	22	172	7.8
1994-95	Maurice Ingram	25	231	9.2
1995-96	Maurice Ingram	25	229	9.2
1996-97	Maurice Ingram	27	215	8.0
1997-98	Marcus Stewart	23	151	6.6
1998-99	Marcus Stewart	18	94	5.2
1999-00	Steve Miles	17	85	5.0
2000-01	Tony Darden	28	168	6.0
2001-02	Tony Darden	28	166	5.9
2002-03	Torrey Butler	28	181	6.5
2003-04	Clint Nagel	29	125	4.3
2004-05	Clint Nagel	29	184	6.3
2005-06	Joseph Harris	30	174	5.8
2006-07	Joseph Harris	30	227	7.6
2007-08	Anthony Breeze	28	147	5.3
2008-09	Joseph Harris	31	352	11.4
2009-10	Joseph Harris	35	336	9.6
2010-11	Sam McLaurin	33	232	7.0
2011-12	Sam McLaurin	31	233	7.5
2012-13	El Hadji Ndieguene	28	193	6.9
2013-14	El Hadji Ndieguene	34	218	6.8
2014-15	Badou Diagne	34	248	9.5
2015-16	Tristian Curtis	32	222	6.9
2016-17	DeMario Beck	39	307	7.9
2017-18	DeMario Beck	32	229	7.2
2018-19	Zac Cuthbertson	34	277	8.1


SEASON ASSIST LEADERS

Year	Name	Games	Assists	Avg.
1974-75	Howard White	23	34	1.5
1975-76	Howard White	26	106	4.1
1976-77	Robert Smith	31	203	6.5
1977-78	Robert Smith	29	241	8.3
1978-79	Dwight Lighty	31	238	7.7
1979-80	Dwight Lighty	28	211	7.5
1980-81	Nate Gagum	26	130	5.0
1981-82	James Edmonds	30	144	4.8
1982-83	Robert Gray	17	64	3.8
1983-84	Robert Gray	28	91	3.3
1984-85	Greg Moody	28	79	2.8
1985-86	Greg Moody	26	104	4.0
1986-87	Dave Mooney	28	76	2.7
1987-88	Greg Moody	28	157	5.6
1988-89	Robert Dowdell	28	167	6.0
1989-90	Robert Dowdell	29	201	6.9
1990-91	Robert Dowdell	32	158	4.9
1991-92	J.J. Foster	31	178	5.7
1992-93	Joey Hart	32	137	3.3
1993-94	Joey Hart	26	87	3.3
1994-95	Greg Smith	25	113	4.5
1995-96	Greg Smith	26	78	3.0
1996-97	Greg Smith	27	65	2.4
1997-98	Greg Smith	27	94	3.5
1998-99	Steve Miles	27	59	2.2
1999-00	Matt Gladieux	28	70	2.5
2000-01	Alvin Green	25	100	4.0
2001-02	Alvin Green	28	97	3.5
2002-03	Colin Stevens	28	70	2.5
2003-04	Alvin Green	27	101	3.7
2004-05	Alvin Green	29	97	3.3
2005-06	Jack Leasure	30	122	4.1
2006-07	Jack Leasure	30	108	3.6
2007-08	Logan Johnson	27	88	3.3

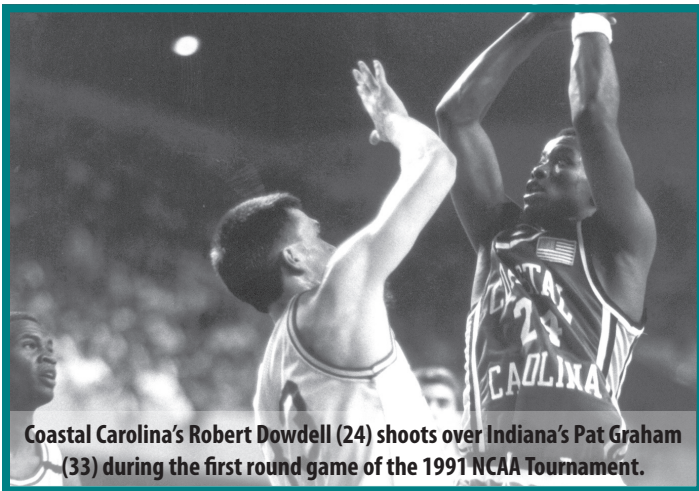
2008-09	Logan Johnson	31	101	3.3
2009-10	Kierre Greenwood	35	117	3.3
2010-11	Kierre Greenwood	27	109	4.0
2011-12	Kierre Greenwood	28	141	5.0
2012-13	Kierre Greenwood	28	114	4.1
2013-14	Warren Gillis	34	106	3.1
2014-15	Shivaughn Wiggins	34	111	3.2
2015-16	Jaylen Shaw	33	129	3.9
2016-17	Jaylen Shaw	39	148	3.8
2017-18	Jaylen Shaw	32	172	5.4
2018-19	Ebrima Dibba	26	123	4.7



No. 15
SEED
SOUTHEAST
REGIONAL



SITTING (L-R) -- Jimmie Holden (manager), Tony Dunkin, Ernie Williams, Eddie Lesaine, DuWayne Cheatam, Eric Grissett, Jay Gregory, David Sides (manager). STANDING (L-R) -- Mike Selvy (assistant coach), Dean Murray (graduate assistant coach), Mike Murphy (assistant coach), J.J. Foster, Carlose Estes, Ron Poll, Brian Penny, Robert Dowdell, Gary Leiner (assistant coach), Russ Bergman (head coach).



Coastal Carolina's Robert Dowdell (24) shoots over Indiana's Pat Graham (33) during the first round game of the 1991 NCAA Tournament.

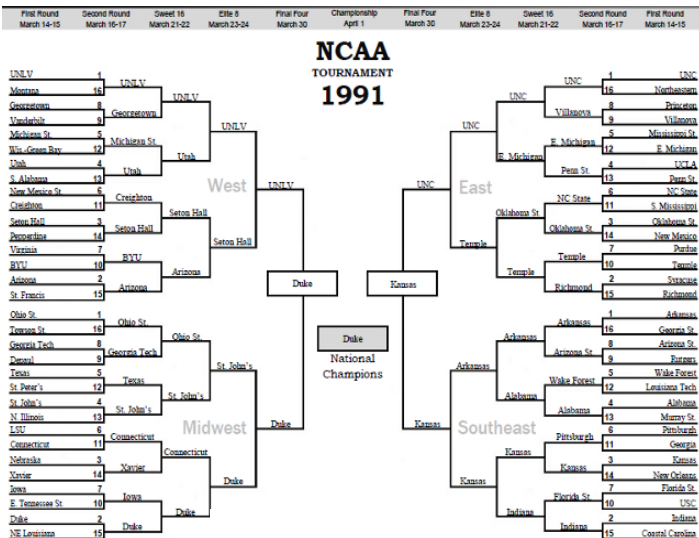
ABOUT THE POSTSEASON

The Chanticleers finished the regular season with a 20-7 overall record and a 13-1 mark in the Big South Conference. The postseason saw Coastal Carolina take the No. 1 seed into the conference tournament after winning its fourth consecutive regular season Big South crown. Coastal Carolina marched through the conference tourney in Anderson, S.C., and captured its second straight championship by defeating Augusta College 89-54 in the Chants' national television debut on ESPN. It was then on to Jackson, Miss., for a game with the Tigers of Jackson State in the NCAA Tournament Play-in game. Robert Dowdell, who was named the ESPN/Coca-Cola Player of the Game, led the Chants to a 78-59 rout over the Tigers, gaining Coastal Carolina a spot in its first-ever NCAA Tournament.

The Chants drew a Southeast Region match-up as the 15th seed against Bobby Knight and his second-seeded Indiana Hoosiers. The Chants began slowly in front of the Hoosier-biased crowd of 18,217 at Freedom Hall in Louisville, Ky. The heavily favored Hoosiers took a 46-30 halftime lead as the CBS national television audience looked on. The second half saw the real Chanticleers stand up as senior Brian Penny pumped in 25 second-half points and pulled the Chants to within three at 66-63 with 2:55 remaining. The Hoosiers' Damon Bailey then sank a 3-pointer and Indiana connected from the charity stripe down the stretch as it held on for a 79-69 win. Penny, whose performance was heralded as "one of the best I've ever seen" by CBS analyst Bill Walton, was named the CBS/Chevrolet Player of the Game.


THE BOXSCORE

COASTAL CAROLINA (69)	FG-FGA	3FG-3FGA	FT-FTA	PTS	RB	PF
Tony Dunkin (f)	4-14	1-2	2-2	11	5	4
Eddie Lesaine (f)	1-4	1-2	2-2	5	7	4
DuWayne Cheatam (c)	1-3	0-0	0-0	2	5	5
Robert Dowdell (g)	5-13	2-7	2-2	14	5	4
Brian Penny (g)	13-15	5-6	3-4	34	5	4
J.J. Foster	1-5	1-2	0-0	3	1	3
Ernie Williams	0-3	0-1	0-1	0	1	0
Ron Poll	0-0	0-0	0-0	0	0	0
TOTALS	25-57	10-20	9-11	69	29	25
INDIANA (79)	FG-FGA	3FG-3FGA	FT-FTA	PTS	RB	PF
Eric Anderson (f)	8-12	0-0	6-6	22	7	2
Calbert Chaney (f)	7-15	1-2	2-2	17	14	2
Matt Nover (c)	4-6	0-0	7-8	15	3	1
Greg Graham (g)	1-2	0-1	1-2	3	2	1
Jamal Meeks (g)	0-3	0-0	2-2	2	6	2
Damon Bailey	3-9	0-1	5-6	9	1	1
Pat Graham	2-5	0-1	5-6	9	1	1
Chris Reynolds	1-2	0-0	0-2	2	1	2
L. Jones	0-1	0-0	0-0	0	0	0
TOTALS	26-55	2-6	25-31	79	36	12

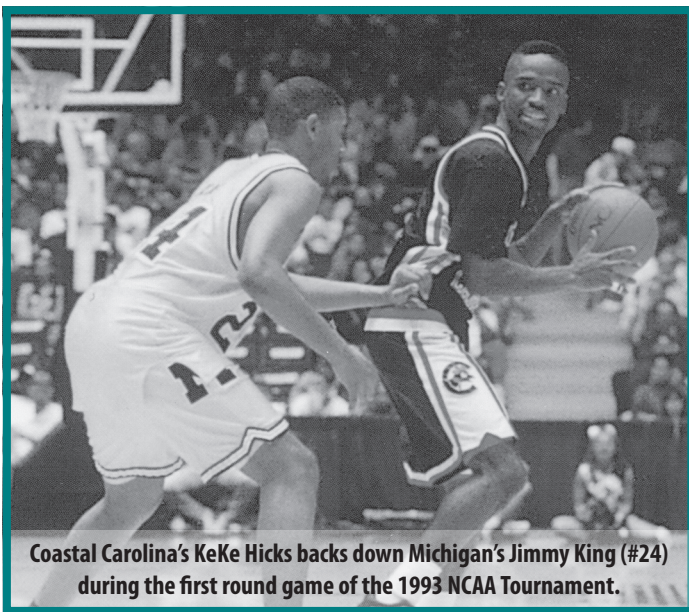




No. 16
SEED
WEST
REGIONAL



SITTING (L-R) -- Student Manager, Mohammed Acha, Phillip McLean, Dennis Pierre, Marcus Key, Tony Dunkin, Larry Johnnican, Spencer Saunders, David Sides (manager). STANDING (L-R) -- Chris Kristich (assistant coach), Ron Poll (assistant coach), KeKe Hicks, Joey Hart, Tarrence Willis, Mike Doyle, Alfonso Grissett, Mickey Wilson, Darryl Robinson (assistant coach), Russ Bergman (head coach), Adam Preyer (assistant coach).



Coastal Carolina's KeKe Hicks backs down Michigan's Jimmy King (#24) during the first round game of the 1993 NCAA Tournament.

ABOUT THE POSTSEASON

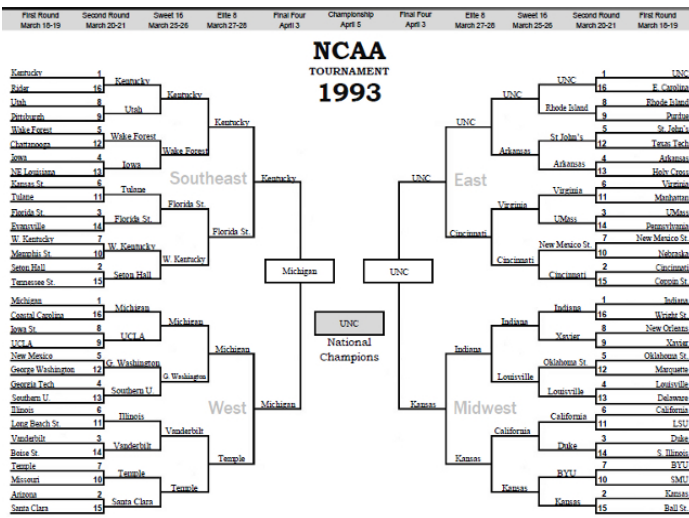
Coastal Carolina recorded its seventh 20-win season by notching a 22-10 overall record, including a 12-4 Big South Conference mark. After entering February with a 10-8 overall record, the Chanticleers turned up the heat and finished the season by going 12-2. The streak included an 11-game winning streak which began on Feb. 8 and ended with the program's third Big South Conference Tournament championship. In the conference tournament, the Chanticleers defeated the home-standing Buccaneers of Charleston Southern University 79-66 at the North Charleston Coliseum in Charleston, S.C. In the semis, Maryland Baltimore County fell to Coastal Carolina 66-59. It was then to the finals as Coastal Carolina squared off with tourney cinderella Winthrop University. The Chants proved to be too much and crushed the glass slipper with a 78-65 victory over the Eagles. The win vaulted Coastal Carolina into the 1993 NCAA Tournament.

When the field was set, the Chants were seeded 16th in the West Region and drew the "Fab 5" of the Michigan Wolverines. The mighty Wolverines, sporting arguably the best class ever to be recruited by one NCAA institution, used their size advantage to the fullest to down the Chants 84-53. Coastal Carolina superstar Tony Dunkin led the Chants with 17 points and added six rebounds. The flashy dunks and "in-your-face" play of Mohammed Acha captured much of the spotlight as he tallied 10 points and nine rebounds to be named the CBS/Chevrolet Player of the Game.

THE BOXSCORE

COASTAL CAROLINA (53)	FG-FGA	3FG-3FGA	FT-FTA	PTS	RB	PF
Tony Dunkin (f)	4-20	2-9	7-8	17	6	2
Mohammed Acha (f)	5-14	0-5	0-0	10	9	1
Marcus Key (c)	1-3	0-0	0-1	2	2	4
KeKe Hicks (g)	3-17	1-8	2-2	9	4	1
Joey Hart (g)	3-6	0-2	2-2	8	3	0
Larry Johnnican	1-1	0-0	0-1	2	4	4
Mike Doyle	0-1	0-0	0-0	0	0	1
Tarrence Willis	1-3	0-1	3-3	5	3	0
Spencer Saunders	0-0	0-0	0-0	0	0	1
Alfonso Grissett	0-0	0-0	0-0	0	0	0
Mickey Wilson	0-0	0-0	0-0	0	0	0
TOTALS	18-65	3-25	14-17	53	35	14

MICHIGAN (84)	FG-FGA	3FG-3FGA	FT-FTA	PTS	RB	PF
Chris Webber (f)	5-10	0-1	1-3	11	9	2
Ray Jackson (f)	8-12	1-1	2-2	19	3	3
Juwan Howard (c)	6-11	0-0	4-5	16	10	1
Jalen Rose (g)	3-8	1-3	2-4	9	3	3
Jimmy King (g)	0-2	0-1	2-4	2	5	1
Eric Riley	2-3	0-0	2-2	6	9	2
Rob Pelinka	3-5	1-1	1-1	8	0	1
James Voseur	3-8	1-3	0-0	7	3	0
Michael Talley	1-1	0-0	0-0	2	1	0
TOTALS	33-64	4-11	14-21	84	48	16





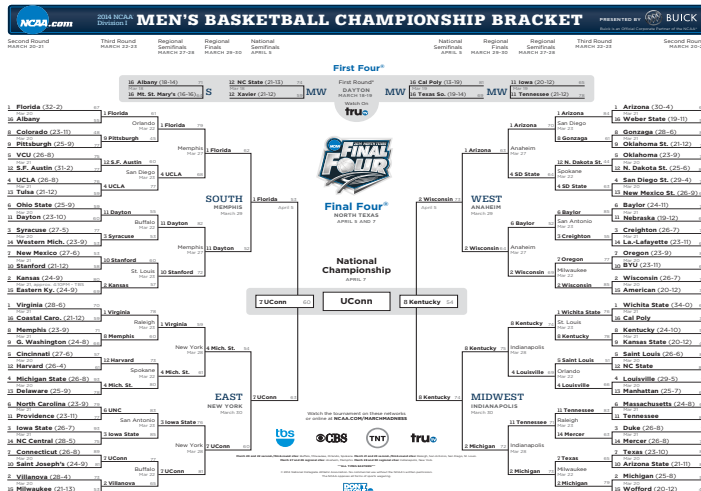
No. 16
SEED
EAST
REGIONAL



SITTING (L-R) -- Eric Smith, Josh Cameron, Aaron Law, Colton Ray-St Cyr, Ron Trapps, Elijah Wilson, Shivaughn Wiggins. STANDING (L-R) -- Tristian Curtis, Badou Diagne, Kyle Buffkin, El Hadji Ndieguene, Uros Ljeskovic, Michel Enanga, Warren Gillis.



Coastal Carolina's Eric Smith (5) made two of Coastal's nine 3-pointers during the first round game of the 2015 NCAA Tournament.



ABOUT THE POSTSEASON

After finishing the regular season with an 18-12 record and winning the Big South Conference's South Division with an 11-5 mark, Coastal Carolina entered the VisitMyrtleBeach.com Big South Championships as a No. 2 overall seed. Playing on their homecourt at The HTC Center, the Chanticleers defeated Charleston Southern in a double overtime quarterfinal game, edged VMI in the semifinals and then pulled away to a 76-61 victory over Winthrop in the championship game to earn their first NCAA Tournament berth since 1993. Warren Gillis scored a game-high 22 points, tied a career-high with seven assists and was named the tournament MVP. Josh Cameron added 19 points and earned All-Tournament team honors.

Coastal Carolina was then seeded 16th in the NCAA's East Region and matched up with No. 1 seed and ACC champion Virginia for a first-round game in Raleigh, N.C. Seeking to become the first No. 16 in tournament history to defeat a No. 1, the Chanticleers shot 52 percent in the first half, including 5-for-10 on 3-point attempts, and built a 10-point lead at 31-21 with 4:25 left in the half. Coastal still led by five points at halftime, becoming the ninth No. 16 seed to hold a lead at the break, before Virginia opened the second half with a 15-6 run. A pair of 3-pointers by reserve Tristian Curtis and star freshman Elijah Wilson tied the game at 47 with under nine minutes to play. However, the Cavaliers, who shot 65 percent in the second half and made six 3-pointers, pulled away from there, using a 23-7 spurt to eventually escape with a 70-59 win. Badou Diagne led the Chants in the game with 14 points and six rebounds, while Gillis had 13 points and five rebounds.

THE BOXSCORE

COASTAL CAROLINA (59)	FG-FGA	3FG-3FGA	FT-FTA	PTS	RB	PF
El Hadji Ndieguene (c)	2-5	0-0	1-2	5	4	3
Badou Diagne (f)	4-9	2-4	4-6	14	6	3
Warren Gillis (g)	5-7	0-0	3-4	13	5	5
Josh Cameron (g)	1-5	0-2	0-0	2	1	2
Elijah Wilson (g)	2-13	2-7	0-0	6	5	2
Eric Smith	2-4	2-3	0-0	6	2	1
Michel Enanga	1-1	1-1	0-0	3	2	1
Uros Ljeskovic	1-2	0-0	0-0	2	0	1
Tristian Curtis	1-1	1-1	0-0	3	0	0
Colton Ray-St Cyr	2-2	1-1	0-2	5	1	1
Kyle Buffkin	0-1	0-0	0-0	0	0	0
TOTALS	21-50	9-19	8-14	59	28	19
Virginia (70)	FG-FGA	3FG-3FGA	FT-FTA	PTS	RB	PF
Mike Tobey (c)	1-2	0-0	0-0	2	2	1
Akil Mitchell (f)	2-2	0-0	0-0	4	6	4
Joe Harris (g)	3-8	2-6	3-4	11	3	3
Malcolm Brogdon (g)	2-8	1-3	9-10	14	5	3
London Perrantes (g)	3-4	3-4	3-3	12	1	1
Justin Anderson	0-2	0-1	0-0	0	2	0
Teven Jones	0-0	0-0	0-0	0	0	0
Evan Nolte	3-4	2-3	0-0	8	1	0
Anthony Gill	7-10	0-0	3-6	17	5	3
Thomas Rogers	0-0	0-0	0-0	0	0	0
Darion Atkins	0-0	0-0	2-2	2	0	1
TOTALS	21-40	8-17	20-25	70	28	16



No. 16
SEED
WEST
REGIONAL



SITTING (L-R) -- Aaron Law, Jaylen Shaw, Shivaughn Wiggins, Josh Cameron, Elijah Wilson, Warren Gillis. STANDING (L-R) -- Ron Trapps, Colton Ray-St Cyr, Marcus Freeman, Badou Diagne, Kyle Buffkin, Tristian Curtis, Michel Enanga, Uros Ljeskovic.



Coastal Carolina's Warren Gillis (0) shoots over Wisconsin's Frank Kaminsky (#44) during the first round game of the 2015 NCAA Tournament.


ABOUT THE POSTSEASON

Coastal Carolina finished the regular season 24-9, its most wins since the 2010-11 season. The Chanticleers also posted an impressive 12-6 conference record to earn the No. 3 seed in the 2015 VisitMyrtleBeach.com Big South Basketball Championship. The host Chants began the tournament with a convincing 74-57 win over sixth-seeded UNC Asheville in the quarterfinals before edging No. 7 Gardner-Webb 73-70 in the semifinal round. For the second straight year Coastal was paired with in-state rival Winthrop in the championship, and outscored the Eagles by 11 points in the second half en route to an 81-70 victory and its second straight appearance in the NCAA Tournament. Warren Gillis provided a game-high 22 points and six assists in his final appearance before a home crowd, and earned a standing ovation from The HTC Center crowd during his curtain call in the final minute of play. Elijah Wilson added 19 points against Winthrop, and averaged 20.3 ppg in Coastal's three games to be named Tournament MVP.

Coastal Carolina was seeded 16th in the NCAA West Region and drew the No. 1-seeded Wisconsin Badgers for the teams Round of 64 contest in Omaha, Neb. Wisconsin, which featured consensus National Player of the Year Frank Kaminsky and fellow 2015 NBA Draft first round selection Sam Dekker, surged to a 47-32 halftime despite the Chanticleers shooting 52.0 percent in the opening 20 minutes. Wisconsin, who ended the season as the National Runner-Up, held the Chanticleers at bay in the second half to wrap up the 86-72 victory. Coastal got 22 points from Warren Gillis, 20 from Elijah Wilson and 11 from Josh Cameron. The Chants finished the game shooting 48.3 percent from the floor and 58.3 percent (7of-12) from three.

THE BOXSCORE

COASTAL CAROLINA (72)	FG-FGA	3FG-3FGA	FT-FTA	PTS	RB	PF
Tristian Curtis (f)	0-1	0-0	0-0	0	6	3
Badou Diagne (f)	1-4	0-1	4-4	6	3	3
Warren Gillis (g)	10-19	0-1	2-2	22	5	2
Josh Cameron (g)	4-9	3-5	0-0	11	1	1
Shivaughn Wiggins (g)	2-6	0-0	0-0	4	3	0
Michel Enanga	0-1	0-1	0-0	0	1	0
Elijah Wilson	7-11	4-4	2-3	20	1	3
Colton Ray St-Cyr	1-1	0-0	0-0	2	0	0
Marcus Freeman	3-6	0-0	1-2	7	4	2
TOTALS	28-58	7-12	9-11	72	25	14
WISCONSIN (86)	FG-FGA	3FG-3FGA	FT-FTA	PTS	RB	PF
Nigel Harris (f)	6-12	1-2	2-3	15	8	1
Sma Dekker (f)	8-15	4-8	0-0	20	2	1
Frank Kaminsky (f)	10-14	3-5	4-5	27	12	0
Josh Gasser (g)	3-4	1-2	2-2	9	5	3
Bronson Koenig (g)	3-7	2-6	0-0	8	2	3
Jordan Smith	0-0	0-0	0-0	0	0	0
Zak Showalter	1-2	0-1	0-0	2	0	3
Aaron Moesch	0-0	0-0	0-0	0	0	0
Duje Dukan	2-6	0-3	1-2	5	5	0
Vitto Brown	0-1	0-0	0-0	0	0	0
Riley Dearing	0-0	0-0	0-0	0	0	0
TOTALS	33-61	11-27	9-12	86	36	11




A		Joe Dinda	1997	Matthew Horne	2002-05	N	
Mohammed Acha	1993-94	Mike Doyle	1991-92	Henry Hucks	1974	Clint Nagel	2002-05
Christian Adams	2015-18	Robert Dowdell	1988-90			El Hadji Ndieguene	2012-14
Bisi Addey	2012-13	Wayne Duncan	1974-75			Brandon Newby	2000-02, 2004
Michael Allen	1998-99	Tony Dunkin	1990-93	I		Danny Nieman	2010-12
Michael Anderson	1986-87	Jim Dupre	1988	J		Noah Nichols	2005
Charles Ashford	2012-13	Rodney Dupre'	1997-98			Jeff Norman	1983-84
Glen Author	1974						
Ben Avery	1996-97					O	
		E				Durwood Owens	1974
B		Pete Eckert	1974-75				
Harlan Bailey	1982-83	James Edmonds	1980-81			P	
Jim Baker	1987	Mario Edwards	2009-10			Jon Pack	2008-12
Amidou Bamba	2016-19	Dale Ellis	1974-75			Pele Paelay	2003-06
Rossvelt Bankhead	1977-78	Michel Enanga	2013-18			Jerrold Paige	1997-2000
DeMario Beck	2016-18	Carlose Estes	1990-91			Brian Penny	1987-90
Derek Bell	1983	Chris Evans	2010			Josh Peterson	2016-pres.
Douglas Bell	1984-86					David Pierce	2018-19
Nigel Berghan	1998-99	F				Dennis Pierre	1991-93
Richie Berry	2012-13	Chad Ferguson	2005-08			Ron Poll	1989-90
Brian Black	1982-84	Willie Ferguson	1984			Clay Price	1976-79
Anthony Breeze	2008-09	J.J. Foster	1989-92			Rhuel Pringle	1982-83
Matt Brennan	2006-09	Marcus Freeman	2015-16				
Keishawn Brewton	2019-pres.			K		R	
Merle Britt	1977-78			Josh Kammerer	1992	Mihai Raducanu	2000-04
David Brooks	1975	G		Marcus Key	1993	Anthony Raffa	2011-13
Howard Brown	1981	Nate Gagum	1978-80	Scott Kiehle	1984	Will Ratliff	1988-89
James Brown	1978-80	E.J. Gallup	2003-04	Gerald King	1997	Colton Ray-St Cyr	2014-18
Trevion Brown	2017-19	Warren Gillis	2012-15	Willie Kirkland	2010-12	Clint Reed	2000-04
John Brunson	1975	Matt Gladieux	2000	Hosana Kitenge	2019-pres.	Matthijs Reinders	2002-05
Kyle Buffkin	2014-15	Chris Gradnigo	2011-12	David Kralj	2018-19	Phillip Richards	1994-95
John Burley	2005	Lee Grant	1996-97			Everage Richardson	2007-08
Justin Burton	2001-02	Chad Gray	2010-11	L		Mark Roach	1982
Tommy Burton	2018-pres.	Robert Gray	1982-83	Artur Labinowicz	2016-18	Jeff Roberts	1981-82
Torrey Butler	1999-2001, 2003	Alvin Green	2001-02, '04-05	Aaron Law	2014-16	Larry Roberts	1998-99
Brent Byer	1977	Antwan Green	2003-04	Jack Leasure	2005-08	Derrick Robinson	2000-03
Gerald Byers	1983	Carey Green	1976-77	Tre Lee	2010	Tommy Rollings	1980
		Garrick Green	2019-pres.	Malik LeGania	2018-pres.	Walt Rudolph	1980
		Kierre Greenwood	2010-13	Eddie Lesaine	1989-91	Ricky Rutherford	1985-86
		Jordan Griffin	2009-12	John Lewis	1994-95	Stuart Ryan	1987
		Robert Griffin	1974	Dwight Lighty	1976-79		
		David Grissett	1978-79	Matt Lindsey	2017-19		
C		Eric Grissett	1990-91	Bobby Livingston	1976-77		
Jim Cabe	1976-77	Alfonso Grissett	1993-95	Uros Ljeskovic	2013-15		
William Calvin	1984-86	Adrian Gross	2004-07	David Long	2007-08		
Josh Cameron	2014-15	Tyrell Gumbs-Frater	2017-pres.	Ronnie Love	1975-76		
John Campbell	1980			M		S	
Dennis Casey	1978-80	H		Marcus Macellari	2010	Ajay Sanders	2017-19
Randon Cavette	2007	Marvin Hammett	1985-86	Joshua Mack	2007	Spencer Saunders	1993-96
Tim Ceaser	2019-pres.	Steve Hardy	1977-78	Marshawn Martin	2009	Richard Scantlebury	1985-88
DuWayne Cheatam	1987-90	Joseph Harris	2005-10	Sonny Martin	1984	Michael Schwartz	1980-82
Lonnie Chestnut	1974-75	Joey Hart	1993-94	Solomon McGee	1996-97	Herm Senior	1979-82
Darin Clark	1983	Ahward Harvey	2019-pres.	Jay McGregory	1989-90	Steven Sexton	2006-09
Kelvin Coggins	2002-04	Todd Half	1980-81	John McGuire	1974-75	Todd Shannon	1997-2000
Sam Cole	1984	Jason Haynes	1997	Sam McLaurin	2008-12	Jaylen Shaw	2015-18
Josh Coleman	2015-19	Charles Hendrick	1975	Phillip McLean	1993-95	Bion Shoemaker	1988
Levi Cook	2019-pres.	Payton Henley	1993	David Melton	1975-76	Brooker Simmons	1981
Brandon Crawford	2010-12	Nick Hermsilla	2000-01	Steve Miles	1998-2000	Mario Sisinni	2006-09
Kevin Curl	1976	Ken Herrington	1974-75	Charlie Miller	1982-83	Brandon Smith	1997
Tristian Curtis	2013-16	Thomas Hickey	1976	Terry Miller	1978	David Smith	1974
Zac Cuthbertson	2017-19	KeKe Hicks	1992-95	Jaylen Milner	2019-pres.	Greg Smith	1995-98
		Oliver Hinckson	2000-01	Jimmy Mitchell	1989-90	Jason Smith	1992
D		Andrew Hinton	1996-99	Todd Mitchell	1979	Mike Smith	1984-86
Justin Daniel	2012-13	Isaac Hippolyte	2018-pres.	Greg Moody	1984-87	Robert Smith	1976-77
David Dannen	1998-99	Craig Hodges	1988	Dave Mooney	1985-87	Moses Sonko	2004-07
Mark D'Antoni	1980-83	Desmond Holloway	2011	Dexter Moore	2008-12	Darius Steger	2009
Tony Darden	1999, 2001-03	Mike Holmes	2011	John Moore	1998-99	Colin Stevens	2003-06
Cedric Davis	2000	Roger Holmes	1979-80	Bobby Morris	1981-82	Marcus Stewart	1998-99
Wayne Davis	1983-84	James Hook	1980	Carl Moser	1998-99	Lee Stringfellow	1979
Badou Diagne	2013-16	Michael Hopkins	1980-81	Tim Moss	1985-86	Anthony Susnjara	2000-04
Ebrima Dibba	2018-pres.			Essam Mostafa	2019-pres.		
				Lee Mullins	1989	T	
				Bill Muse, Jr.	2017-19	David Thorbs	1978-79

Bob Tidwell	1984-87
Ron Trapps	2014-16
Mark Trenter	1982

W

Matthew Walker	1994-95
Bryant Wallace	2008
Phil Wallace	2008
Tim Ward	1976-78
Frank White	1975-76
Howard White	1974-75
Marcus White	2006
Marty Whitfield	1992
Steve Whittington	1976
Tony Whittington	1980-83
Shivaughn Wiggins	2015-18
Ernie Williams	1989-92
Tarence Willis	1992-93
Elijah Wilson	2013-17
Mickey Wilson	1992, 1995-96
Derek Wilson	1985-88
Ellerbe Woodberry	1983
Greg Woods	1986-87
Shane Wright	1999-2000




**HOWARD WHITE
(1974-1976)**

In only two seasons, Howard White amassed 1,321 points, averaging a Chanticleer career record 26.9 points per outing. After averaging 29.6 points per game as a senior, White was named to the 1976 NAIA All-District

6 First Team.

In each of his two seasons at Coastal Carolina, White led the Chants in scoring, assists and steals. In addition to his 1,321 points, White passed off for 140 assists and had 178 steals.

He holds three Kimbel Arena single-game records and set the all-time single-game scoring record at Coastal Carolina by pouring in 52 points at the College of Charleston during the 1974-75 season.




**HOWARD BROWN
(1981-82)**

Howard Brown was a member of the Coastal Carolina basketball program for just 23 games, but remains a part of the Chanticleer family in the hearts of many.

Brown, a 6-8 center who transferred to Coastal Carolina from Spartanburg-Methodist College, is remembered as a fan favorite. On Feb. 6, 1982, he came off of the bench and slammed home the final basket in Coastal Carolina's 80-59 Homecoming Day win over Erskine College. That basket proved to be his last.

On Feb. 7, Brown suffered a heart attack following practice and passed away.



**TONY DUNKIN
(1990-1993)**

Tony Dunkin is commonly called the best player to have ever worn a Coastal Carolina uniform. From 1990 to 1993, he not only led the Chanticleers, but he also dominated the Big South Conference. Dunkin remains today the only player in NCAA Division I history to be named a conference's Player of the Year four consecutive times. He was also a four-time All-Conference and three-time All-Tournament selection. Dunkin, also the 1990 Big South Conference Rookie of the Year, scored a Chanticleer and Big South Conference record 2,151 points.

Adding to Dunkin's legendary career at Coastal Carolina is the fact that he led the Chanticleers to the 1991 and 1993 NCAA Tournaments. In 1991, he scored 11 points and grabbed five rebounds in a 10-point loss to Indiana. Dunkin then scored 17 points and pulled down six rebounds against Michigan's "Fab Five" in the 1993 Dance.

DUNKIN'S UNPRECEDENTED RECORD

"T.D." is the only player in NCAA Division I history to be honored as a conference Most Valuable Player four times. Dunkin surpassed these players, who were each named MVP three seasons:

Conference	Player (Years)	School
Atlantic Coast	David Thompson ('73, '74, '75)	NC State
	Ralph Sampson ('81, '82, '83)	Virginia
	Chris Mullin ('86, '87, '88)	St. John's
Big East	Danny Manning ('86, '87, '88)	Kansas
Big Eight	Waymon Tisdale ('83, '84, '85)	Oklahoma
Metro	Clarence Witherspoon ('90, '91, '92)	S. Miss.
Metro-Atlantic	Lionel Simmons ('88, '89, '90)	LaSalle
Mid-American	Gary Trent ('93, '94, '95)	Ohio
Mid-Eastern	Joe Binion ('82, '83, '84)	NC A&T
Ohio Valley	Clem Haskins ('65, '66, '67)	Western Kentucky
Southeastern	Pete Maravich ('68, '69, '70)	Louisiana State
Southern	Fred Hetzel ('63, '64, '65)	Davidson
Trans America	Willie Jackson ('82, '83, '84)	Centenary
West Coast	Bill Cartwright ('77, '78, '79)	San Francisco

OPPONENT	RECORD	LAST MET	RESULT	OPPONENT	RECORD	LAST MET	RESULT
Akron	1-2	11/08/13	UA, 63-72 (A)	DePaul	0-1	03/27/19	DU, 92-87 (A)
Alabama	0-2	11/11/16	UA, 53-70 (A)	Duke	0-1	11/16/09	DU, 74-49 (A)
Alabama State	2-0	12/20/15	CCU, 68-65 (H)	Earl Paulk	1-0	12/16/87	CCU, 99-70 (H)
Alderson Broaddus	1-0	12/06/93	CCU, 98-67 (H)	East Carolina	3-5	12/19/11	ECU, 51-76 (A)
Allen (S.C.)	5-0	11/18/09	CCU, 97-44 (H)	East Tennessee State	3-4	12/20/02	ETSU, 82-93 (A)
Alliance (Pa.)	1-0	01/07/83	CCU, 89-64 (H)	Eastern Kentucky	0-2	12/30/05	EKU, 51-60 (A)
American	2-0	12/02/00	CCU, 72-66 (H)	Eastern Michigan	0-1	11/29/91	EMU, 58-76 (N)
Anderson	1-0	11/21/07	CCU, 85-45 (H)	Elon	4-9	11/17/09	CCU, 69-46 (N)
Appalachian State	2-4	02/16/19	ASU, 88-79 (A)	Emmanuel (Ga.)	1-0	12/30/08	CCU, 87-55 (H)
Arkansas	0-2	12/28/92	UA, 74-93 (A)	Ersine	13-11	02/04/95	CCU, 88-64 (H)
Arkansas State	4-2	01/26/19	CCU, 77-64 (A)	Evansville	0-3	11/21/04	UE, 80-87 (A)
Armstrong State	1-3	02/08/86	ASC, 72-80 (H)	Fairleigh Dickinson	0-2	12/16/00	FDU, 56-66 (H)
Asbury	1-0	11/22/06	CCU, 93-64 (H)	Fairmont State	0-1	1977-78	FS, 69-82 (A)
Atlantic Christian	4-2	11/25/83	CCU, 67-53 (H)	Fayetteville State	1-0	12/11/81	CCU, 47-45 (A)
Auburn	1-3	12/15/16	AU, 72-117 (A)	Ferrum	1-0	11/06/18	CCU, 91-47 (H)
Ball State	0-1	11/29/96	BSU, 58-93 (A)	Florence-Darlington Tech	1-0	12/18/68	CCU, 85-51 (U)
Barber-Scotia	1-0	1979-80	CCU, 57-55 (H)	Florida	0-3	11/24/02	UF, 45-88 (A)
Beaufort Tech	0-1	01/22/69	BT, 44-68 (U)	Florida International	0-2	11/24/12	FIU, 77-87 (H)
Belmont Abbey	3-1	02/11/93	CCU, 93-62 (H)	Florida State	0-2	11/22/08	FSU, 70-82 (A)
Benedict	1-1	02/17/86	CCU, 100-78 (H)	Florida Tech	0-1	12/15/84	FT, 64-65 (A)
Berry	1-0	11/29/80	CCU, 71-54 (N)	Francis Marion	11-17	12/17/94	CCU, 80-75 (H)
Birmingham-Southern	6-4	02/18/06	CCU, 69-59 (H)	Friendship College	3-2	11/21/80	CCU, 81-67 (N)
Bluefield State	3-1	01/23/85	CCU, 101-100 (H)	Furman	1-4	11/25/00	FU, 67-81 (H)
Boston College	0-3	12/12/92	BC, 65-69 (A)	Gardner-Webb	10-10	03/04/16	GWU, 65-69 (A)
Boston University	1-2	12/06/12	BU, 63-69 (H)	George Mason	1-3	12/20/00	GMU, 65-81 (A)
Brevard	1-0	11/16/06	CCU, 85-46 (H)	George Washington	0-2	12/27/93	GWU, 68-87 (N)
Bridgewater	1-0	12/12/09	CCU, 91-42 (H)	Georgetown	0-6	11/18/10	GU, 61-80 (N)
Brigham Young	0-1	11/19/16	BYU, 65-81 (A)	Georgia	0-1	11/28/00	UGA, 69-102 (A)
Bryan	1-0	12/05/92	CCU, 112-88 (H)	Georgia Southern	5-3	02/21/19	GS, 79-74 (H)
Cal State Northridge	0-1	11/24/09	CSN, 76-69 (N)	Georgia State	4-2	02/23/19	CCU, 95-22 (H)
Campbell	20-22	11/09/18	CCU, 85-75 (A)	Georgia Tech	0-4	12/17/97	GT, 63-100 (A)
Canisius	1-1	12/15/07	CU, 62-88 (A)	Greensboro College	1-0	12/30/12	CCU, 85-65 (H)
Capital	0-1	11/26/77	CU, 90-92 (H)	Grace Bible	1-0	11/18/15	CCU, 104-67 (H)
Catawba	0-1	11/18/83	CC, 69-76 (H)	Grand Canyon	1-0	03/26/16	CCU, 60-58 (H)
Central Arkansas	1-0	12/21/14	CCU, 72-55 (A)	Greensboro College	0-0	12/04/19	First Meeting
Central Connecticut	2-0	01/03/14	CCU, 86-67 (H)	GRU-Augusta	12-6	03/02/91	CCU, 89-54 (N)
Central Florida	3-0	12/29/96	CCU, 77-71 (N)	Guilford College	2-0	11/11/13	CCU, 76-49 (H)
Central Wesleyan	1-1	03/06/79	CWU, 72-91 (A)	Hampden-Sydney	0-0	11/08/19	First Meeting
Chaminade	0-1	11/28/04	CU, 61-70 (A)	Hampton	4-1	12/05/18	CCU, 75-66 (H)
Charleston Southern	38-32	02/25/16	CCU, 68-60 (H)	Hawai'i	0-3	11/15/15	UH, 63-74 (A)
Charlotte	1-7	11/21/10	CCU, 79-75 (N)	High Point	21-16	02/11/16	HPU, 67-68 (A)
Chattanooga	0-3	11/29/16	CHATT, 52-68 (H)	Horry-Georgetown Tech	2-0	1970-71	CCU, 76-40
Chowan	1-0	12/19/15	CCU, 81-59 (H)	Howard	1-0	03/20/19	CCU, 81-72 (H)
Cincinnati	1-3	11/24/08	UC, 56-82 (A)	Houston	0-2	11/26/07	UH, 79-86 (A)
The Citadel	6-4	12/06/11	CCU, 80-58 (A)	Idaho	0-1	11/30/91	UI, 77-83 (N)
Claffin	6-1	11/19/83	CCU, 75-46 (H)	Illinois-Chicago	1-0	03/22/17	CCU, 89-78 (H)
Clemson	2-6	11/29/13	CU, 40-69 (A)	Indiana	0-1	03/14/91	IU, 69-79 (N)
Clemson-Sumter	2-0	1970-71	CCU, 99-77 (U)	Indiana State	1-1	11/23/09	CCU, 77-62 (N)
Clinch Valley	1-0	01/06/04	CCU, 71-47 (H)	Iona	1-0	11/19/17	CCU, 89-84 (N)
Coker	13-2	11/15/08	CU 59-80 (H)	Jackson State	1-0	03/06/91	CCU, 78-59 (N)
College of Charleston	11-39	12/21/18	CofC, 73-71 (H)	Jacksonville	1-3	11/10/06	JU, 72-85 (A)
Columbia International	1-0	11/18/14	CCU, 82-51 (H)	Jacksonville State	1-1	11/21/05	JSU, 71-82 (A)
Cornell College	1-0	12/27/09	CCU, 79-48 (H)	James Madison	0-1	01/08/87	JMU, 95-100 (A)
Covenant	1-0	11/11/11	CCU, 96-54 (H)	Johnson & Wales	1-0	11/20/12	CCU, 96-40 (H)
Davidson	5-0	02/13/92	CCU, 72-65 (A)	Kansas State	0-1	12/06/97	KSU, 72-101 (A)
Dayton	0-2	12/11/99	UD, 79-104 (A)	Kennesaw State	1-0	11/30/85	CCU, 65-46 (N)
Delaware State	0-0	11/30/19	First Meeting	LaGrange College	1-0	11/13/10	CCU, 79-40 (H)

OPPONENT	RECORD	LAST MET	RESULT	OPPONENT	RECORD	LAST MET	RESULT
Lamar	0-2	12/02/17	LAM, 67-69 OT (H)	Pittsburgh-Johnstown	2-0	01/18/89	CCU, 91-62 (H)
Lander	4-14	01/21/83	LU, 77-80 (H)	Presbyterian College	17-7	02/03/16	CCU, 69-66 (A)
Lees-McRae	3-0	12/28/03	CCU, 115-50 (H)	Princeton	0-1	11/25/90	PU, 39-42 (N)
Lenoir-Rhyne	1-0	12/16/83	CCU, 73-63 (H)	Radford	25-34	02/06/16	CCU, 72-60 (A)
Liberty	26-29	01/06/16	LU, 61-62 (H)	Randolph-Macon	0-1	01/05/85	R-M, 60-79 (H)
Limestone	11-4	11/25/88	CCU, 74-72 (H)	Reinhardt	1-0	12/14/13	CCU, 118-82 (H)
Little Rock	5-0	01/24/19	CCU, 72-71 (A)	Saint Andrews	1-0	11/22/17	CCU, 70-34 (H)
Livingston	1-0	12/16/91	CCU, 77-69 (H)	Salem	1-0	01/10/85	CCU, 96-72 (H)
Long Island	1-0	12/19/86	CCU, 78-53 (N)	Santa Clara	0-1	12/01/91	SC, 62-69 (N)
Longwood	4-2	01/09/16	LU, 61-76 (A)	Savannah State	2-2	12/19/09	CCU, 91-70 (H)
Louisiana (Lafayette)	1-4	02/28/19	LA, 83-70 (A)	Shorter	1-0	11/22/91	CCU, 75-53 (H)
Louisiana Monroe	5-2	03/14/19	ULM, 80-50 (N)	Slippery Rock	1-0	01/10/86	CCU, 81-67 (H)
Loyola (Md.)	1-0	03/20/17	CCU, 72-63 (H)	South Alabama	5-3	03/07/19	CCU, 92-70 (H)
Louisiana State	2-0	11/15/11	CCU, 71-63 (H)	South Carolina	1-3	11/30/18	USC, 85-79 (A)
Louisiana Tech	0-1	12/28/90	LT, 81-86 (N)	South Carolina State	10-6	12/14/14	CCU, 57-43 (A)
Lynchburg College (Va.)	1-0	12/16/11	CCU, 86-61 (H)	Southeastern College (N.C.)	0-2	1970-71	SC, 84-106 (U)
Manhattan	0-1	11/16/18	UM, 55-53 (N)	Southeastern Louisiana	1-0	12/29/87	CCU, 58-44 (N)
Marist	1-0	11/22/03	CCU, 74-70 (A)	Southern	1-0	12/28/93	CCU, 85-71 (N)
Marquette	0-1	12/16/96	MU, 42-66 (A)	Southern Utah	1-0	11/21/16	CCU, 83-68 (N)
Maryland	0-1	01/02/00	UM, 48-100 (A)	Southern Virginia	2-0	12/13/08	CCU, 89-59 (H)
Massachusetts	0-1	12/30/88	UM, 73-90 (N)	Southwood College (N.C.)	0-3	1970-71	SC, 73-93 (U)
McNeese State	1-0	01/02/07	CCU, 81-67 (H)	Spalding	1-0	11/18/11	CCU, 87-43 (H)
Mercer	2-1	03/15/16	CCU, 65-57 (H)	St. Andrews University	5-0	11/29/06	CCU, 74-54 (H)
Methodist College	5-0	11/20/18	CCU, 88-57 (H)	St. Francis (Pa.)	1-0	12/05/86	CCU, 61-49 (H)
Miami (Ohio)	0-1	12/09/94	MU, 62-69 (N)	St. Francis Brooklyn	2-0	11/23/13	CCU, 70-59 (H)
Michigan	0-1	03/19/93	UM, 53-84 (N)	St. Joseph (Vt.)	1-0	01/04/98	CCU, 88-45 (H)
Middle Tennessee State	0-0	11/18/19	First Meeting	Susquehanna	1-0	01/05/08	CCU, 83-72 (H)
Minnesota	0-2	11/19/13	UM, 72-82 (A)	Tennessee	0-1	01/02/05	UT, 51-83 (A)
Mississippi (Ole Miss)	0-3	12/18/14	UM, 68-71 (A)	Tennessee Tech	1-3	11/15/12	TTU, 69-71 (A)
Missouri	0-2	01/02/01	MU, 61-75 (A)	Tennessee-Temple	1-0	02/08/92	CCU, 97-85 (H)
Montana	0-1	11/25/95	MU, 52-74 (A)	Texas Arlington	2-5	02/07/19	UTA, 74-54 (A)
Montreat	2-0	12/16/17	CCU, 83-70 (H)	Texas Christian	0-1	12/27/91	TCU, 67-93 (N)
Morehead State	0-2	12/10/94	MSU, 63-89 (N)	Texas San Antonio	1-0	11/17/17	CCU, 83-69 (N)
Morris College	14-1	02/24/86	CCU, 103-60 (H)	Texas State	3-5	02/09/19	TSU, 65-57 (A)
Mount Olive	4-0	12/04/96	CCU, 70-56 (H)	Thomas More	1-0	12/20/10	CCU, 125-70 (H)
Navy	1-1	12/07/02	CCU, 63-59 (H)	Toccoa Falls	1-0	12/13/12	CCU, 75-38 (H)
New Hampshire	1-0	03/19/16	CCU, 71-62 (H)	Toledo	0-1	12/29/97	UT, 51-67 (A)
New Orleans	0-1	01/17/87	UNO, 68-100 (A)	Towson	2-4	02/11/95	TSU, 69-92 (A)
Nevada	0-1	11/13/15	Nevade, 56-73 (N)	Trinity Baptist	1-0	11/14/14	CCU, 79-36 (H)
Newberry	17-11	12/18/02	CCU, 67-48 (H)	Troy	2-4	03/09/19	TROY, 74-67 (H)
North Carolina	0-1	12/30/03	UNC, 72-105 (A)	Tulane	0-1	11/13/18	Tulane, 81-76 (A)
North Carolina A&T	0-3	11/29/08	NCAT, 60-72 (N)	UAB	0-1	03/16/10	UAB, 65-49 (A)
North Carolina Central	4-0	12/16/18	CCU, 69-65 (H)	UC Irvine	0-1	03/27/16	UCI, 47-66 (H)
North Carolina State	0-3	11/21/98	NCSU, 56-81 (A)	UCLA	0-1	11/16/14	UCLA, 71-84 (A)
North Carolina Wesleyan	3-0	12/09/15	CCU, 98-73 (H)	UMBC	9-5	02/07/98	CCU, 66-62 (H)
North Georgia	0-1	11/29/85	NG, 56-73 (N)	UNC Asheville	39-34	11/17/18	CCU, 78-52 (N)
North Greenville	1-0	11/09/07	CCU, 95-76 (H)	UNC Greensboro	2-11	11/23/04	UNCG, 73-79 (A)
Northern Kentucky	0-1	11/18/18	NKU, 89-83 (A)	UNC Pembroke	7-15	01/18/86	UNCP, 71-81 (H)
Ohio Northern	1-0	12/29/04	CCU, 63-45 (H)	UNC Wilmington	1-9	12/19/07	UNCW, 50-79 (A)
Ohio State	0-1	12/13/99	OSU, 75-83 (A)	USC Aiken	14-5	12/05/98	USCA, 56-57 (H)
Ohio Valley	1-0	12/28/05	CCU, 109-76 (H)	USC Beaufort	5-0	1970-71	CCU, 112-75 (U)
Old Dominion	0-2	03/13/12	ODU, 66-68 (A)	USC Florence	2-0	12/07/68	CCU, 100-53 (U)
Palmer JC (SC)	0-2	1970-71	PJC, 76-82	USC Lancaster	2-2	1970-71	CCU, 68-60 (U)
Pembroke College JV	0-1	02/12/65	Unknown Result	USC Upstate	11-9	11/19/10	CCU, 71-50 (N)
Pfeiffer	1-1	11/23/84	CCU, 75-74 (H)	USC Union	1-2	1970-71	CCU, 76-56 (U)
Piedmont College	3-0	11/18/15	CCU, 116-35 (H)	Utah	0-0	11/21/19	First Meeting
Piedmont International	3-0	11/10/17	CCU, 102-50 (H)	Vermont	0-1	11/18/17	UV, 67-80 (N)

OPPONENT	RECORD	LAST MET	RESULT
Virginia	0-3	03/21/14	UVA, 59-70 (N)
Virginia Tech	0-4	12/23/98	VT, 65-85 (A)
Virginia Union	0-2	02/13/85	VU, 77-101 (H)
Virginia-Wise	1-0	12/14/08	CCU, 90-51 (H)
VMI	19-6	03/08/14	CCU, 66-62 (H)
Voorhees	13-2	11/21/09	CCU, 99-56 (H)
Wake Forest	1-5	12/18/17	WFU, 80-84 (H)
Warren Wilson	1-0	12/11/14	CCU, 85-40 (H)
Western Carolina	5-3	12/04/13	CCU, 76-68 (H)
Western Illinois	1-0	11/28/08	CCU, 69-60 (ot) (N)
West Virginia	1-0	03/25/19	CCU, 109-91 (A)
Wingate	2-2	11/26/96	WU, 58-59 (H)
Winthrop	42-40	02/18/16	WU, 67-79 (A)
Wisconsin	0-3	03/20/15	UW, 72-86 (N)
Wofford	3-4	12/09/18	WOF, 71-62 (A)
Wright State	2-1	11/19/07	WSU, 48-71 (A)
Wyoming	1-2	03/13/17	WYO, 59-83 (A)
Xavier	0-3	11/11/06	XU, 46-79 (A)
Yale	0-1	11/23/03	YU, 65-70 (N)
Youngstown State	1-0	02/02/91	CCU, 79-66

AKRON

Series: Akron leads 2-1

All Games At Akron: 0-2

All Games At Coastal Carolina: 1-0

All Games At Neutral Site: 0-0

Date	Site	W/L	Score
12/13/86	A ¹	L	61-66
11/09/12	H	W (OT)	74-70
11/08/13	A	L	63-72

¹ - Zip Classic (Akron, Ohio)**ALABAMA**

Series: Alabama leads 2-0

All Games At Alabama: 0-2

All Games At Coastal Carolina: 0-0

All Games At Neutral Site: 0-0

Date	Site	W/L	Score
03/15/11	A ¹	L	44-68
11/11/16	A	L	53-70

¹ - NIT First Round (Tuscaloosa, Ala.)**ALABAMA STATE**

Series: Coastal Carolina leads 2-0

All Games At Alabama State: 0-0

All Games At Coastal Carolina: 1-0

All Games At Neutral Site: 1-0

Date	Site	W/L	Score
12/12/86	N ¹	W	79-64
12/20/15	H	W	68-65

¹ - Zip Classic (Akron, Ohio)**ALDERSON BROADDUS**

Series: Coastal Carolina leads 1-0

All Games At Alderson Broaddus: 0-0

All Games At Coastal Carolina: 1-0

All Games At Neutral Site: 0-0

Date	Site	W/L	Score
12/06/93	H	W	98-67

ALLEN (SC)

Series: Coastal Carolina leads 5-0

All Games At Allen (SC): 1-0

All Games At Coastal Carolina: 4-0

All Games At Neutral Site: 0-0

Date	Site	W/L	Score
1979-80	H	W	107-95
11/09/81	H	W	101-82
01/11/82	A	W	95-64
12/06/95	H	W	91-64
11/18/09	H	W	97-44

ALLIANCE (PA)

Series: Coastal Carolina leads 1-0

All Games At Alliance: 0-0

All Games At Coastal Carolina: 1-0

All Games At Neutral Site: 0-0

Date	Site	W/L	Score
01/07/83	H ¹	W	89-64

¹ - Waccama Sertoma College Classic (Conway, S.C.)**AMERICAN**

Series: Coastal Carolina leads 2-0

All Games At American: 1-0

All Games At Coastal Carolina: 1-0

All Games At Neutral Site: 0-0

Date	Site	W/L	Score
01/10/00	A	W	74-73
12/02/00	H	W	72-66

ANDERSON

Series: Coastal Carolina leads 1-0

All Games At Anderson: 0-0

All Games At Coastal Carolina: 1-0

All Games At Neutral Site: 0-0

Date	Site	W/L	Score
11/21/07	H	W	85-45

APPALACHIAN STATE

Series: Appalachian State leads 4-2

All Games At Appalachian: 0-3

All Games At Coastal Carolina: 2-1

All Games At Neutral Site: 0-0

Date	Site	W/L	Score
01/14/17	H	W	85-73
02/04/17	A	L	73-77
02/10/18	H	L	66-81
03/03/18	A	L	67-76
01/19/19	H	W	89-72
02/16/19	A	L	79-88

ARKANSAS

Series: Arkansas leads 2-0

All Games At Arkansas: 0-2

All Games At Coastal Carolina: 0-0

All Games At Neutral Site: 0-0

Date	Site	W/L	Score
01/02/88	A	L	59-81
12/28/92	A	L	74-93

ARKANSAS STATE

Series: Coastal Carolina leads 6-2

All Games At Arkansas State: 3-1

All Games At Coastal Carolina: 3-0

All Games At Neutral Site: 0-1

Date	Site	W/L	Score
12/28/87	N ¹	L	52-65
01/07/17	H	W	80-65
02/06/17	A	L	57-67
01/25/18	H	W	62-47
02/24/18	A	W	88-81
01/25/18	H	W	62-47
02/24/18	A	W	88-81
01/26/19	A	W	77-64

¹ - Arkansas-Little Rock Tourn. (Little Rock, Ark.)**ARMSTRONG STATE**

Series: Armstrong State leads 3-1

All Games At Armstrong State: 0-2

All Games At Coastal Carolina: 1-1

All Games At Neutral Site: 0-0

Date	Site	W/L	Score
01/19/85	A	L	56-59
02/11/85	H	W	89-83
01/25/86	A	L	84-94
02/08/86	H	L	72-80

ASBURY

Series: Coastal Carolina leads 1-0

All Games At Asbury: 0-0

All Games At Coastal Carolina: 1-0

All Games At Neutral Site: 0-0

Date	Site	W/L	Score
11/22/06	H	W	93-64

ATLANTIC CHRISTIAN

Series: Coastal Carolina leads 4-2

All Games At Atlantic Christian: 1-1

All Games At Coastal Carolina: 2-0

All Games At Neutral Site: 1-1

Date	Site	W/L	Score
1977-78	H	W	86-72
01/18/78	A	W	91-89
1979-80	A	L	65-72
11/22/80	H	W	77-55
11/27/82	N ¹	L	56-68
11/25/83	N ²	W	67-53

¹ - Francis Marion Doubleheader (Florence, S.C.)² - Francis Marion Doubleheader (Florence, S.C.)**AUBURN**

Series: Auburn leads 3-1

All Games At Auburn: 2-1

All Games At Coastal Carolina: 0-1

All Games At Neutral Site: 0-0

Date	Site	W/L	Score
12/17/95	A	L	66-82
12/05/14	A	W	58-54
12/02/15	H	L	78-81
12/15/16	A	L	72-117

BALL STATE

Series: Ball State leads 1-0

All Games At Ball State: 0-1

All Games At Coastal Carolina: 0-0

All Games At Neutral Site: 0-0

Date	Site	W/L	Score
11/29/96	A ¹	L	58-93

¹ - Cardinal Varsity Club Classic (Muncie, Ind.)**BARBER-SCOTIA**

Series: Coastal Carolina leads 1-0

All Games At Barber-Scotia: 0-0

All Games At Coastal Carolina: 1-0

All Games At Neutral Site: 0-0

Date	Site	W/L	Score
1979-80	H	W	57-55

BEAUFORT TECH

Series: Beaufort Tech leads 1-0

All Games At Beaufort Tech: 0-0

All Games At Coastal Carolina: 0-0

All Game At Neutral Site: 0-0

All Games At Unknown Site: 0-1

Date	Site	W/L	Score
01/22/69	U	L	44-68

BELMONT ABBEY

Series: Coastal Carolina leads 3-1

All Games At Belmont Abbey: 0-1

All Games At Coastal Carolina: 2-0

All Games At Neutral Site: 1-0

Date	Site	W/L	Score
11/25/78	A	L	71-75
11/20/81	N ¹	W	65-64
01/15/92	H	W	66-58
02/11/93	H	W	93-62

¹ - Newberry Event (Newberry, S.C.)**BENEDICT**

Series: Tied 1-1

All Games At Benedict: 0-1

All Games At Coastal Carolina: 1-0

All Games At Neutral Site: 0-0

Date	Site	W/L	Score
01/20/86	A	L	76-91
02/17/86	H	W	100-78

BERRY

Series: Coastal Carolina leads 1-0

All Games At Berry: 0-0

All Games At Coastal Carolina: 0-0

All Games At Neutral Site: 1-0

Date	Site	W/L	Score
11/29/80	N ¹	W	71-54

¹ - Francis Marion Doubleheader (Florence, S.C.)**BIRMINGHAM-SOUTHERN**

Series: Coastal Carolina leads 6-4

All Games At Birmingham-Southern: 3-2

All Games At Coastal Carolina: 3-2

All Games At Neutral Site: 0-0

Date	Site	W/L	Score
01/19/02	H	W	74-67
02/11/02	A	L	80-88
01/02/03	H	W	74-64
02/01/03	A	W	65-59
01/08/04	A	W	77-71
01/31/04	H	L (OT)	68-76
01/24/05	A	W	69-68
02/26/05	H	L	55-68
01/14/06	A	L	64-77
02/18/06	H	W	69-59

BLUEFIELD STATE

Series: Coastal Carolina leads 3-1

All Games At Bluefield State: 0-0

All Games At Coastal Carolina: 3-1

All Games At Neutral Site: 0-0

Date	Site	W/L	Score
1979-80	H	L	76-78
11/19/82	H ¹	W	92-81
01/04/85	H ²	W	86-49
11/23/85	H	W (2ot)	101-100

¹ - Tip-Off Tournament (Conway, S.C.)² - Waccama Sertoma College Classic (Conway, S.C.)

BOSTON COLLEGE

Series: Boston College leads 3-0
 All Games At Boston College: 0-2
 All Games At Coastal Carolina: 0-0
 All Games At Neutral Site: 0-1

Date	Site	W/L	Score
11/28/87	A	L	61-71
12/29/88	N ¹	L	67-84
12/12/92	A	L	65-69

¹ - Florida Today Classic (Melbourne, Fla.)

BOSTON UNIVERSITY

Series: Boston University leads 2-1
 All Games At Boston University: 1-1
 All Games At Coastal Carolina: 0-0
 All Games At Neutral Site: 0-0

Date	Site	W/L	Score
12/10/92	A	W (ot)	85-78
11/28/12	A	L	44-74
12/06/12	H	L	63-69

BREVARD

Series: Coastal Carolina leads 1-0
 All Games At Brevard: 0-0
 All Games At Coastal Carolina: 1-0
 All Games At Neutral Site: 0-0

Date	Site	W/L	Score
11/16/06	H	W	85-46

BRIDGEWATER

Series: Coastal Carolina leads 1-0
 All Games At Bridgewater: 0-0
 All Games At Coastal Carolina: 1-0
 All Games At Neutral Site: 0-0

Date	Site	W/L	Score
12/12/09	H	W	91-42

BRIGHAM YOUNG

Series: Brigham Young leads 1-0
 All Games At Brigham Young: 0-1
 All Games At Coastal Carolina: 0-0
 All Games At Neutral Site: 0-0

Date	Site	W/L	Score
11/19/16	A	L	65-81

BRYAN

Series: Coastal Carolina leads 1-0
 All Games At Bryan: 0-0
 All Games At Coastal Carolina: 1-0
 All Games At Neutral Site: 0-0

Date	Site	W/L	Score
12/05/92	H	W	112-88

CAL STATE NORTHRIDGE

Series: Cal State Northridge leads 1-0
 All Games At Cal State Northridge: 0-0
 All Games At Coastal Carolina: 0-0
 All Games At Neutral Site: 0-1

Date	Site	W/L	Score
11/24/09	N ¹	L	69-76

¹ - Dick's Sporting Goods NIT Season Tip-Off (Bowling Green, Ky.)

CAMPBELL

Series: Campbell leads 20-22
 All Games At Campbell: 6-16
 All Games At Coastal Carolina: 13-6
 All Games At Neutral Site: 1-0

Date	Site	W/L	Score
12/08/75	H	L	88-101
01/21/76	A	L	66-110
12/08/76	H	L	88-101
01/21/77	A	L	66-110
1979-80	A	L	66-68
02/16/85	A	L	73-76
02/19/86	A	L	48-49
01/26/87	A	L	59-75
02/07/87	H	W	82-77
02/04/88	H	W	93-70
02/27/88	A	W	74-60
02/02/89	A	L	63-70
02/25/89	H	L	63-67
02/01/90	H	W	85-62
02/24/90	A	L	56-66
01/24/91	A	W	75-62
02/23/91	H	W	91-58
02/28/91	N ¹	W	83-46
01/27/92	H	L	54-55
02/29/92	A	L	56-68
02/18/93	A	W	71-66
02/27/93	H	W	80-50
01/29/94	H	W	74-71
02/26/94	A	L	68-74
11/25/97	H	L	58-69
11/24/98	A	L	81-90
12/20/99	H	W	91-79
12/14/00	A	L	72-75
12/21/01	H	W	67-56
11/30/02	A	L	49-65
12/20/03	H	W	84-55
11/16/06	A	L	63-83
11/13/07	H	W	85-76
01/02/12	A	L (OT)	65-70
02/07/12	H	L	75-81
01/26/13	H	W	73-59
02/01/14	A	W	61-58
01/12/15	A	W	70-67
02/19/15	H	W	81-57
11/28/15	A	L	73-79
01/30/16	H	W	97-68
11/09/18	A	W	85-75

² - Big South Tournament (Anderson, S.C.)

CANISIUS

Series: Tied 1-1
 All Games At Canisius: 0-1
 All Games At Coastal Carolina: 1-0
 All Games At Neutral Site: 0-0

Date	Site	W/L	Score
02/17/07	H	W	83-66
12/15/07	A	L	62-88

CAPITAL

Series: Capital leads 1-0
 All Games At Capital: 0-0
 All Games At Coastal Carolina: 0-1
 All Games At Neutral Site: 0-0

Date	Site	W/L	Score
11/26/77	H	W	90-92

CATAWBA

Series: Catawba leads 1-0
 All Games At Capital: 0-0
 All Games At Coastal Carolina: 0-1
 All Games At Neutral Site: 0-0

Date	Site	W/L	Score
11/18/83	H	L	69-76

CENTRAL ARKANSAS

Series: Coastal Carolina leads 1-0
 All Games At Central Arkansas: 1-0
 All Games At Coastal Carolina: 0-0
 All Games At Neutral Site: 0-0

Date	Site	W/L	Score
12/21/14	A	W	72-55

CENTRAL CONNECTICUT

Series: Coastal Carolina leads 2-0
 All Games At Central Connecticut: 1-0
 All Games At Coastal Carolina: 1-0
 All Games At Neutral Site: 0-0

Date	Site	W/L	Score
12/21/13	A	W	65-62
01/03/14	H	W	86-67

CENTRAL FLORIDA

Series: Coastal Carolina leads 3-0
 All Games At Central Florida: 2-0
 All Games At Coastal Carolina: 0-0
 All Games At Neutral Site: 1-0

Date	Site	W/L	Score
01/07/89	A	W	78-77
12/20/86	A ¹	W	72-68
12/29/96	N ²	W (2OT)	77-71

¹ - Central Florida Tournament (Orlando, Fla.)

² - Dr. Pepper Classic (Chattanooga, Tenn.)

CENTRAL WESLEYAN (SC)

Series: Tied 1-1
 All Games At Central Wesleyan: 0-1
 All Games At Coastal Carolina: 1-0
 All Games At Neutral Site: 0-0

Date	Site	W/L	Score
1977-78	H	W	91-85
03/06/79	A ¹	L	72-91

¹ - NAIA District 6 Semifinal (Greenwood, S.C.)

CHAMINADE

Series: Chaminade leads 1-0
 All Games At Chaminade: 0-1
 All Games At Coastal Carolina: 0-0
 All Games At Neutral Site: 0-0

Date	Site	W/L	Score
11/28/04	A	L	61-70

CHARLESTON SOUTHERN

formerly Baptist College, renamed Charleston Southern University in 1990

Series: Coastal Carolina leads 38-32
 All Games At Charleston Southern: 18-14
 All Games At Coastal Carolina: 19-13
 All Games At Neutral Site: 1-5

Date	Site	W/L	Score
12/06/84	A	L	69-71
03/03/86	N ¹	L	70-71
02/02/87	A	L	60-78
02/19/87	H	L	80-89
01/18/88	H	W	92-79
02/11/88	A	L	72-85
01/16/89	A	W	77-67
02/08/89	H	L	71-91
01/15/90	H	W	74-59
02/07/90	A	W	89-77
01/14/91	H	W	86-70
02/04/91	A	W	60-51
02/06/92	A	W	50-48
02/24/92	H	L	59-70
03/05/92	N ²	L	54-58
02/03/93	H	W	84-68
02/22/93	A	W	45-37
03/04/93	A ³	W	79-66
01/31/94	A	W	76-68
02/24/94	H	L (OT)	87-88
01/30/95	H	L	63-80
02/23/95	A	L	77-91
01/24/96	H	L	78-91
02/12/96	A	L	64-74
01/09/97	A	W	92-82
02/03/97	H	L	53-72
02/26/97	N ⁴	L	51-67
01/08/98	H	W	96-86
02/02/98	A	L	61-70
01/30/99	H	L (ot)	93-98
02/20/99	A	W	89-82
02/24/99	N ⁵	L	67-87
01/30/00	A	W	76-69
02/26/00	H	L	69-71
03/01/00	N ⁶	L	71-83
01/26/01	H	W (OT)	74-72
02/04/01	A	W	88-77
03/01/01	N ⁷	L	64-77
01/26/02	A	W	77-73
02/22/02	H	L	69-78
01/18/03	H	L	69-72
03/01/03	A	L (OT)	66-70
01/13/04	A	W	66-61
02/28/04	H	W	69-53
02/03/05	A	L	62-64
02/21/05	H	W	57-54
01/19/06	H	W	63-62
02/09/06	A	W	71-69
03/02/06	N ⁸	W	73-67
01/06/07	H	W	66-54
01/29/07	A	L	77-86
02/02/08	H	W (OT)	85-78
03/01/08	A	L	64-65
01/31/09	H	L	69-71
02/26/09	A	L	59-63
01/23/10	A	W	64-56
02/20/10	H	W	47-37
12/04/10	H	W	73-71
02/26/11	A	W	81-77
01/07/12	A	W (OT)	80-77
02/04/12	H	W	71-58

02/06/13	H	W	73-53
03/02/13	A	L	64-75
01/08/14	A	L	58-70
03/01/14	H	W	63-61
03/07/14	H	⁹ W(2OT)	73-68
01/03/15	H	W	83-74
02/11/15	A	L	72-83
01/23/16	A	W	78-63
02/25/16	H	W	68-60

- ¹ - Big South Tournament (Savannah, Ga.)
- ² - Big South Tournament (Anderson, S.C.)
- ³ - Big South Tournament (North Charleston, S.C.)
- ⁴ - Big South Tournament (Lynchburg, Va.)
- ⁵ - Big South Tournament (Asheville, N.C.)
- ⁶ - Big South Tournament (Asheville, N.C.)
- ⁷ - Big South Tournament (Roanoke, Va.)
- ⁸ - Big South Tournament (Rock Hill, S.C.)
- ⁹ - Big South Tournament (Conway, S.C.)

CHARLOTTE

Series: Charlotte leads 7-1
 All Games At Charlotte: 0-7
 All Games At Coastal Carolina: 0-0
 All Games At Neutral Site: 1-0

Date	Site	W/L	Score
01/20/87	A	L	61-85
12/03/87	A	L	73-89
12/19/88	A	L	61-70
11/29/89	A	L	56-73
01/08/91	A	L	74-93
01/04/92	A	L	61-76
12/01/94	A	L	72-101
11/21/10	N	¹ W(2OT)	79-75

- ¹ - Charleston Classic (Charleston, S.C.)

CHATTANOOGA

Series: Chattanooga leads 3-0
 All Games At Chattanooga: 0-2
 All Games At Coastal Carolina: 0-1
 All Games At Neutral Site: 0-0

Date	Site	W/L	Score
12/28/96	A	¹ L	69-75
11/27/14	A	² L	67-78
11/29/16	H	L	52-68

- ¹ - Dr. Pepper Classic (Chattanooga, Tenn.)
- ² - 2014 Battle 4 Atlantis Mainland Bracket (Chattanooga, Tenn.)

CHOWAN

Series: Coastal Carolina leads 1-0
 All Games At Chowan: 0-0
 All Games At Coastal Carolina: 1-0
 All Games At Neutral Site: 0-0

Date	Site	W/L	Score
12/19/05	H	W	81-59

CINCINNATI

Series: Cincinnati leads 3-1
 All Games At Cincinnati: 1-3
 All Games At Coastal Carolina: 0-0
 All Games At Neutral Site: 0-0

Date	Site	W/L	Score
12/31/86	A	L	62-81
01/06/90	A	W	73-72
11/16/07	A	L	59-74
11/24/08	A	¹ L	56-82

- ¹ - Global Sports Classic (Cincinnati, Ohio)

THE CITADEL

Series: Coastal Carolina leads 6-4
 All Games At The Citadel: 2-3
 All Games At Coastal Carolina: 4-1
 All Games At Neutral Site: 0-0

Date	Site	W/L	Score
1979-80	A	L	70-79
12/13/80	A	L	66-71
12/06/89	H	W	78-68
12/06/90	A	W	79-71
12/21/98	H	L	68-76
11/23/99	A	W	68-60
12/22/00	H	W	85-74
12/29/01	A	L	62-74
11/27/10	H	W	72-64
12/06/11	A	W	80-58

CLAFLIN

Series: Coastal Carolina leads 6-2
 All Games At Claflin: 1-2
 All Games At Coastal Carolina: 5-0
 All Games At Neutral Site: 0-0

Date	Site	W/L	Score
1974-75	A	W	82-77
1974-75	H	W	90-76
12/13/75	H	W(2OT)	102-97
01/24/76	A	L	77-86
11/20/76	H	W	114-81
01/24/77	A	L	77-86
02/26/79	H	W	104-62
11/19/83	H	W	75-46

CLEMSON

Series: Clemson leads 6-2
 All Games At Clemson: 1-5
 All Games At Coastal Carolina: 1-1
 All Games At Neutral Site: 0-0

Date	Site	W/L	Score
12/12/87	A	L	57-76
11/23/96	A	#12 L	47-70
12/30/00	H	L	68-81
11/30/01	A	L	54-83
12/31/02	A	L	63-90
11/22/11	A	W	60-59
12/19/12	H	W	69-46
11/29/13	A	L	40-69

CLEMSON-SUMTER

Series: Coastal Carolina leads 2-0
 All Games At Clemson-Sumter: 0-0
 All Games At Coastal Carolina: 0-0
 All Games At Neutral Site: 0-0
 All Games At Unknown Site: 2-0

Date	Site	W/L	Score
1970-71	U	W	81-62
1970-71	U	W	99-77

CLINCH VALLEY

Series: Coastal Carolina leads 1-0
 All Games At Clinch Valley: 0-0
 All Games At Coastal Carolina: 1-0
 All Games At Neutral Site: 0-0

Date	Site	W/L	Score
01/06/84	H	¹ W	71-47

- ¹ - Sertoma Club Collegiate (Conway, S.C.)

COKER

Series: Coastal Carolina leads 13-2
 All Games At Coker: 5-0
 All Games At Coastal Carolina: 8-2
 All Games At Neutral Site: 0-0

Date	Site	W/L	Score
1974-75	A	W	58-44
1974-75	H	W	91-72
02/12/81	A	W(OT)	66-60
02/18/81	H	W	77-60
11/16/81	A	W	89-67
02/24/82	H	W	106-75
11/16/82	H	W	91-64
02/07/83	A	W	72-60
11/14/83	A	W	83-76
02/06/84	H	W	95-84
12/01/87	H	W	68-60
02/16/89	H	L	61-63
12/12/04	H	W	86-50
11/30/05	H	W	70-35
11/15/08	H	L	59-80

COLLEGE OF CHARLESTON

Series: College of Charleston leads 11-39
 All Games At College of Charleston: 1-24
 All Games At Coastal Carolina: 10-15
 All Games At Neutral Site: 0-0

Date	Site	W/L	Score
11/21/74	A	L	94-101
02/25/75	H	L	74-101
11/19/75	H	L	75-80
01/08/76	A	L	76-77
11/19/76	H	L	75-80
01/08/77	A	L	76-77
12/17/77	H	W	80-68
02/02/78	A	L	95-99
01/04/79	H	W	76-75
02/01/79	A	L	86-94
12/03/79	A	L	65-77
01/31/80	H	W	71-53
02/18/80	A	L	72-78
12/03/80	H	L	40-47
01/14/81	A	L	50-54
02/09/81	H	W	59-57
12/02/81	H	L	66-73
02/15/82	A	L	52-53
11/29/82	A	L(OT)	48-52
02/14/83	H	W(OT)	49-45
11/29/83	H	L	42-45
02/24/84	A	L	28-30
11/26/84	A	L	58-66
02/20/85	H	L	53-63
12/02/89	H	W	82-67
01/13/90	A	L	56-71
11/28/90	H	W	56-54
01/19/91	A	L	57-60
02/17/92	H	W	74-65
01/06/93	A	L	60-65
01/11/93	A	L	44-84
01/28/93	H	W	58-57
12/22/94	H	L	72-75
01/02/96	A	L	52-72
02/03/99	H	L	65-75
01/19/00	A	L	55-69
01/29/01	H	L	53-66
12/01/01	A	L	47-64
12/06/03	H	L	72-73
12/22/04	A	L	69-87
11/18/06	H	L	49-70
12/17/08	A	L	58-73
11/13/09	H	W	70-59

11/16/10	A	L	67-83
12/22/11	H	L	70-77
12/22/12	A	L	51-60
11/24/15	A	W	67-61
11/14/16	H	L	64-71
12/22/17	H	L	65-67
12/21/19	A	L	71-73

COLUMBIA INTERNATIONAL

Series: Coastal Carolina leads 1-0
 All Games At Columbia International: 0-0
 All Games At Coastal Carolina: 1-0
 All Games At Neutral Site: 0-0

Date	Site	W/L	Score
11/18/14	H	W	82-51

COPPIN STATE

Series: Coastal Carolina leads 1-0
 All Games At Coppin State: 0-0
 All Games At Coastal Carolina: 1-0
 All Games At Neutral Site: 0-0

Date	Site	W/L	Score
11/16/16	H	W	89-59

CORNELL COLLEGE

Series: Coastal Carolina leads 1-0
 All Games At Cornell College: 0-0
 All Games At Coastal Carolina: 1-0
 All Games At Neutral Site: 0-0

Date	Site	W/L	Score
12/27/09	H	W	79-48

COVENANT

Series: Coastal Carolina leads 1-0
 All Games At Covenant: 0-0
 All Games At Coastal Carolina: 1-0
 All Games At Neutral Site: 0-0

Date	Site	W/L	Score
11/11/11	H	W	96-54

DAVIDSON

Series: Coastal Carolina leads 5-0
 All Games At Davidson: 2-0
 All Games At Coastal Carolina: 2-0
 All Games At Neutral Site: 1-0

Date	Site	W/L	Score
01/12/91	A	W	55-48
02/11/91	H	W	64-52
03/01/91	N	¹ W	58-55
01/08/92	H	W	79-62
02/13/92	A	W	72-65

- ¹ - Big South Tournament (Anderson, S.C.)

DAYTON

Series: Dayton leads 2-0
 All Games At Dayton: 2-0
 All Games At Coastal Carolina: 0-0
 All Games At Neutral Site: 0-0

Date	Site	W/L	Score
12/02/95	A	L	62-80
12/11/99	A	L	79-104

DEPAUL

Series: DePaul leads 1-0
 All Games At DePaul: 1-0
 All Games At Coastal Carolina: 0-0
 All Games At Neutral Site: 0-0

Date	Site	W/L	Score
03/27/19	A ¹	L	87-92

¹ - Semifinals CBI (Chicago, Ill.)

DUKE

Series: Duke leads 1-0
 All Games At Duke: 0-1
 All Games At Coastal Carolina: 0-0
 All Games At Neutral Site: 0-0

Date	Site	W/L	Score
11/16/09	A #9 ¹	L	49-74

¹ - NIT Season Tip-Off (Durham, N.C.)

EARL PAULK

Series: Coastal Carolina leads 1-0
 All Games At Earl Paulk: 0-0
 All Games At Coastal Carolina: 1-0
 All Games At Neutral Site: 0-0

Date	Site	W/L	Score
12/16/87	H	W	99-70

EAST CAROLINA

Series: East Carolina leads 5-3
 All Games At East Carolina: 0-4
 All Games At Coastal Carolina: 3-1
 All Games At Neutral Site: 0-0

Date	Site	W/L	Score
01/26/95	A	L	62-85
12/09/95	H	L	62-74
12/23/02	H	W	90-71
11/29/03	A	L	59-76
01/02/08	A	L	64-89
12/28/08	H	W	63-55
12/18/10	H ¹	W	59-58
12/19/11	A	L	51-76

¹ - Game played at Myrtle Beach Convention Center -- counted as a home game for Coastal Carolina

EAST TENNESSEE STATE

Series: East Tennessee State leads 4-3
 All Games At East Tenn. State: 2-2
 All Games At Coastal Carolina: 1-2
 All Games At Neutral Site: 0-0

Date	Site	W/L	Score
01/05/87	A	W	80-67
02/18/88	H	L	72-74
02/22/88	A	W (2OT)	97-89
11/23/97	A	L	41-61
12/20/97	H	W (OT)	67-61
12/04/01	H	L	71-85
12/20/02	A	L	82-93

EASTERN KENTUCKY

Series: Eastern Kentucky leads 2-0
 All Games At Eastern Kentucky: 0-1
 All Games At Coastal Carolina: 0-1
 All Games At Neutral Site: 0-0

Date	Site	W/L	Score
12/04/04	H	L	62-77
12/30/05	A	L	51-60

EASTERN MICHIGAN

Series: Eastern Michigan leads 1-0
 All Games At Eastern Michigan: 0-0
 All Games At Coastal Carolina: 0-0
 All Games At Neutral Site: 0-1

Date	Site	W/L	Score
11/29/91	N ¹	L	58-76

¹ - Great Alaskan Shootout (Anchorage, Alaska)

ELON

Series: Elon leads 9-4
 All Games At Elon: 0-6
 All Games At Coastal Carolina: 3-2
 All Games At Neutral Site: 1-0

Date	Site	W/L	Score
01/13/98	A	L	61-69
02/21/98	H	L	68-73
01/09/99	H	L	61-64
02/01/99	A	L	82-85
01/15/00	A	L	73-75
02/07/00	H	W	57-49
01/20/01	H	W	75-60
02/12/01	A	L	74-77
01/07/02	A	L	80-91
02/07/02	H	W	80-75
01/13/03	A	L	60-63
02/26/03	H	L	53-75
11/17/09	N ¹	W	69-46

¹ - NIT Season Tip-Off (Durham, N.C.)

EMMANUEL (GA)

Series: Coastal Carolina leads 1-0
 All Games At Emmanuel (Ga.): 0-0
 All Games At Coastal Carolina: 1-0
 All Games At Neutral Site: 0-0

Date	Site	W/L	Score
12/30/08	H	W	87-55

ERSKINE

Series: Erskine leads 13-10
 All Games At Erskine: 2-8
 All Games At Coastal Carolina: 8-5
 All Games At Neutral Site: 0-0

Date	Site	W/L	Score
1974-75	A	L	73-89
1974-75	H	L	55-79
11/21/75	A	L	59-75
01/17/76	H	L	72-80
11/21/76	A	L	59-75
01/17/77	H	L	72-80
12/04/78	H	W	81-65
1977-78	A	L	74-85
1977-78	H	W	89-65
1977-78	H	L	57-59
1979-80	A	W	69-64
1979-80	H	L	62-64
02/10/79	A	W	65-51
12/06/80	A	L	65-71
02/07/81	H	W	69-57
12/07/81	A	W	63-51
02/06/82	H	W	80-59
12/06/82	A	L	59-67
02/05/83	H	W	59-57
12/03/83	A	L	49-50
02/04/84	H	L	57-60
02/05/90	H	W	95-61
02/04/95	H	W	88-64

EVANSVILLE

Series: Evansville leads 3-0
 All Games At Evansville: 0-3
 All Games At Coastal Carolina: 0-0
 All Games At Neutral Site: 0-0

Date	Site	W/L	Score
12/19/91	A	L	57-80
01/03/94	A	L	56-89
11/21/04	A	L	80-87

FAIRLEIGH DICKINSON

Series: Fairleigh Dickinson leads 2-0
 All Games At Fairleigh Dickinson: 0-1
 All Games At Coastal Carolina: 0-1
 All Games At Neutral Site: 0-0

Date	Site	W/L	Score
11/27/99	A	L	65-68
12/16/00	H	L	56-66

FAIRMONT STATE

Series: Fairmont State leads 1-0
 All Games At Fairmont State: 0-1
 All Games At Coastal Carolina: 0-0
 All Games At Neutral Site: 0-0

Date	Site	W/L	Score
1977-78	A	L	69-82

FAYETTEVILLE STATE

Series: Coastal Carolina leads 1-0
 All Games At Fayetteville State: 0-0
 All Games At Coastal Carolina: 1-0
 All Games At Neutral Site: 0-0

Date	Site	W/L	Score
12/11/81	A	W	47-45

FERRUM

Series: Coastal Carolina leads 1-0
 All Games At Ferrum: 0-0
 All Games At Coastal Carolina: 1-0
 All Games At Neutral Site: 0-0
 All Games At Unknown Site: 0-0

Date	Site	W/L	Score
11/06/18	H	W	91-47

FLORENCE-DARLINGTON TECH

Series: Coastal Carolina leads 1-0
 All Games At Florence-Darlington Tech: 0-0
 All Games At Coastal Carolina: 0-0
 All Games At Neutral Site: 0-0
 All Games At Unknown Site: 1-0

Date	Site	W/L	Score
12/18/68	U	W	85-51

FLORIDA

Series: Florida leads 3-0
 All Games At Florida: 0-3
 All Games At Coastal Carolina: 0-0
 All Games At Neutral Site: 0-0

Date	Site	W/L	Score
11/29/97	A	L	44-62
11/30/98	A	L	68-110
11/24/02	A #7	L	45-88

FLORIDA INTERNATIONAL

Series: Florida International leads 2-0
 All Games At Florida International: 0-1
 All Games At Coastal Carolina: 0-1
 All Games At Neutral Site: 0-0

Date	Site	W/L	Score
11/26/11	A	L	62-64
11/24/12	H	L	77-87

FLORIDA STATE

Series: Florida State leads 2-0
 All Games At Florida State: 0-2
 All Games At Coastal Carolina: 0-0
 All Games At Neutral Site: 0-0

Date	Site	W/L	Score
11/21/06	A	L	65-78
11/22/08	A ¹	L	70-82

¹ - Global Sports Classic (Tallahassee, Fla.)

FLORIDA TECH

Series: Florida Tech leads 1-0
 All Games At Florida Tech: 0-1
 All Games At Coastal Carolina: 0-0
 All Games At Neutral Site: 0-0

Date	Site	W/L	Score
12/15/84	A	L	64-65

FRANCIS MARION

Series: Francis Marion 17-11
 All Games At Francis Marion: 3-10
 All Games At Coastal Carolina: 8-6
 All Games At Neutral Site: 0-1

Date	Site	W/L	Score
1974-75	A	L	68-79
1974-75	H	L	86-95
01/14/76	A	W (OT)	71-61
02/12/76	H	W	81-60
01/14/77	A	W (OT)	71-61
02/12/77	H	W	81-60
1977-78	H	L	69-70
1977-78	A	L	69-72
1979-80	H	L	73-91
1979-80	A	L	59-71
01/11/79	A	L	95-113
02/07/79	H	W	75-69
01/27/81	A	W	64-61
02/05/81	H	L	65-82
01/26/82	H	W	66-41
02/04/82	A	W	57-53
11/20/82	H ¹	L	54-55
01/25/83	H	W	60-48
02/03/83	A	L	61-75
01/23/84	H	L	42-58
02/02/84	A	L	38-58
12/01/84	N ²	L	62-65
01/31/85	A	L	47-49
02/09/85	H	L	63-64
12/05/85	A	L	73-83
12/14/85	H	L	76-78
11/30/93	A	W	73-59
12/17/94	H	W	80-75

¹ - Tip-Off Tournament (Conway, S.C.)

² - Longwood Invitational (Farmville, Va.)

FRIENDSHIP COLLEGE

Series: Coastal Carolina leads 3-2
 All Games At Friendship College: 1-1
 All Games At Coastal Carolina: 1-1
 All Games At Neutral Site: 1-0

Date	Site	W/L	Score
1979-80	H	L	69-85
1979-80	A	W	109-62
1979-80	H	W	122-85
1979-80	A	L	49-58
11/21/81	N ¹	W	81-67

¹ - Newberry Event (Newberry, S.C.)

FURMAN

Series: Furman leads 4-1
 All Games At Furman: 0-3
 All Games At Coastal Carolina: 1-1
 All Games At Neutral Site: 0-0

Date	Site	W/L	Score
1979-80	A	L	65-89
01/06/96	A	L	50-72
12/21/96	H	W	83-81
12/16/99	A	L	75-97
11/25/00	H	L	67-81

GARDNER-WEBB

Series: Series Tied 10-10
 All Games At Gardner-Webb: 4-5
 All Games At Coastal Carolina: 6-4
 All Games At Neutral Site: 0-1

Date	Site	W/L	Score
12/17/83	A	L	68-77
01/17/09	A	L	55-77
01/29/09	H	L	74-79
01/09/10	A	W	80-64
02/04/10	H	W	96-60
01/22/11	A	W	58-55
02/15/11	H	L	57-59
03/01/11	H ¹	W	83-72
01/12/12	H	W	65-63
01/28/12	A	W	70-56
01/16/13	A	L	65-66
02/16/13	H	L	63-70
01/11/14	A	W	81-69
02/15/14	H	W	75-60
01/17/15	H	L	67-82
01/31/15	A	L	64-66
03/07/15	H ²	W	73-70
12/31/15	A	L	61-65
02/13/16	H	W	78-71
03/04/16	N ³	L	65-69

¹ - Big South Tournament (Conway, S.C.)

² - Big South Tournament (Conway, S.C.)

³ - Big South Tournament

GEORGE MASON

Series: George Mason leads 3-1
 All Games At George Mason: 1-1
 All Games At Coastal Carolina: 0-1
 All Games At Neutral Site: 0-1

Date	Site	W/L	Score
12/17/90	A	W	66-65
12/29/90	N ¹	L	61-70
12/04/99	H	L	66-72
12/20/00	A	L	65-81

¹ - Michigan State Spartan Classic (East Lansing, Mich.)

GEORGE WASHINGTON

Series: George Washington leads 2-0
 All Games At George Washington: 0-1
 All Games At Coastal Carolina: 0-0
 All Games At Neutral Site: 0-1

Date	Site	W/L	Score
12/21/85	A	L	68-73
12/27/93	N ¹	L	68-87

¹ - USF&G Sugar Bowl Classic (New Orleans, La.)

GEORGETOWN

Series: Georgetown leads 6-0
 All Games At Georgetown: 5-0
 All Games At Coastal Carolina: 0-0
 All Games At Neutral Site: 0-1

Date	Site	W/L	Score
12/30/99	A	L	57-85
12/12/00	A #23	L	60-78
11/21/01	A #14	L	51-76
12/02/02	A	L	60-87
11/25/03	A	L	68-81
11/18/10	N #20 ¹	L	61-80

¹ - Charleston Classic (Charleston, S.C.)

GEORGIA

Series: Georgia leads 1-0
 All Games At Georgia: 1-0
 All Games At Coastal Carolina: 0-0
 All Games At Neutral Site: 0-0

Date	Site	W/L	Score
11/28/00	A	L	69-102

GEORGIA SOUTHERN

Series: Coastal Carolina leads 5-3
 All Games At Georgia Southern: 2-1
 All Games At Coastal Carolina: 3-2
 All Games At Neutral Site: 0-0

Date	Site	W/L	Score
12/19/95	A	W	61-59
01/02/97	H	W	61-21
12/15/09	A	W	69-58
12/29/09	H	W	76-64
01/23/17	A	L	80-91
02/11/17	H	W	82-70
01/11/18	H	L	66-77
02/21/19	H	L	74-79

GEORGIA STATE

Series: Coastal Carolina leads 4-2
 All Games At Georgia State: 1-1
 All Games At Coastal Carolina: 3-1
 All Games At Neutral Site: 0-0

Date	Site	W/L	Score
12/22/07	H	W	79-68
12/20/08	A	W	69-52
01/21/17	A	L	56-76
02/13/17	H	W	65-64
01/13/18	H	L	58-72
02/23/19	H	W	95-82

GEORGIA TECH

Series: Georgia Tech leads 4-0
 All Games At Georgia Tech: 4-0
 All Games At Coastal Carolina: 0-0
 All Games At Neutral Site: 0-0

Date	Site	W/L	Score
11/28/88	A	L	65-95
12/19/89	A	L	82-109
11/28/94	A #22	L	78-90

12/17/97 A L 63-100

GREENSBORO COLLEGE

Series: Coastal Carolina leads 1-0
 All Games At Greensboro College: 0-1
 All Games At Coastal Carolina: 1-0
 All Games At Neutral Site: 0-0

Date	Site	W/L	Score
12/30/12	H	W	85-65

GRU-AUGUSTA

formerly Augusta/Augusta State, renamed Georgia Regents University-Augusta in 2012

Series: Coastal Carolina leads 12-6
 All Games At GRU-Augusta: 4-5
 All Games At Coastal Carolina: 6-1
 All Games At Neutral Site: 2-0

Date	Site	W/L	Score
1974-75	H	L	65-103
02/09/76	A	L	69-84
02/09/77	A	L	69-84
11/21/80	H	W	61-58
02/02/81	A	L	52-53
11/27/81	N ¹	W	72-58
01/06/86	A	L	62-63
01/24/87	H	W	74-66
02/21/87	A	W	86-56
01/04/88	A	W	78-70
02/20/88	H	W	77-70
01/09/89	H	W	78-65
02/18/89	A	W	58-57
01/08/90	A	W	80-75
02/17/90	H	W	97-74
01/21/91	H	W	85-80
02/16/91	A	L (ot)	74-75
03/02/91	N ²	W	89-54

¹ - Aiken Kiwanis Tournament (Aiken, S.C.)

² - Big South Tournament (Anderson, S.C.)

GRACE BIBLE

Series: Coastal Carolina leads 1-0
 All Games At Grace Bible: 0-0
 All Games At Coastal Carolina: 1-0
 All Games At Neutral Site: 0-0

Date	Site	W/L	Score
11/18/15	H	W	104-57

GRAND CANYON

Series: Coastal Carolina leads 1-0
 All Games At Grand Canyon: 0-0
 All Games At Coastal Carolina: 1-0
 All Games At Neutral Site: 0-0

Date	Site	W/L	Score
03/23/16	H ¹	W	60-58

¹ - CIT Tournament (Conway, S.C.)

GUILFORD COLLEGE

Series: Coastal Carolina leads 2-0
 All Games At Guilford College: 0-0
 All Games At Coastal Carolina: 1-0
 All Games At Neutral Site: 1-0

Date	Site	W/L	Score
11/26/82	N ¹	W	74-54
11/11/13	H	W	76-49

¹ - Francis Marion Doubleheader (Florence, S.C.)

HAMPTON

Series: Coastal Carolina leads 4-1
 All Games At Hampton: 1-1
 All Games At Coastal Carolina: 3-0
 All Games At Neutral Site: 0-0

Date	Site	W/L	Score
12/22/95	H ¹	W	87-80
02/21/96	A	L	66-95
03/15/17	H ²	W	83-67
12/06/17	A	W	85-81
12/05/18	H	W	75-66

¹ - Game played at Myrtle Beach Convention Center

-- counted as a home game for Coastal Carolina

² - CBI Tournament (Conway, S.C.)

HAWAI'I

Series: Hawai'i leads 3-0
 All Games At Hawai'i: 0-3
 All Games At Coastal Carolina: 0-0
 All Games At Neutral Site: 0-0

Date	Site	W/L	Score
12/19/92	A ¹	L	62-66
11/26/04	A	L	65-72
11/15/15	A	L	63-74

¹ - Hawai'i Pre-Holiday Tournament (Honolulu, Hawai'i)

HIGH POINT

Series: Coastal Carolina leads 21-16
 All Games At High Point: 9-9
 All Games At Coastal Carolina: 11-7
 All Games At Neutral Site: 1-0

Date	Site	W/L	Score
11/21/78	H	L	71-72
11/28/80	N ¹	W	62-55
01/13/99	H	W	90-81
02/17/99	A	L	64-81
01/17/00	A	W	73-68
02/05/00	H	W	75-67
01/22/01	H	W	71-67
02/10/01	A	L	58-60
01/05/02	A	L	71-87
02/09/02	H	W	98-76
01/11/03	A	W	77-75
02/10/03	H	W	89-71
01/05/04	H	L	69-75
02/09/04	A	W	73-52
01/17/05	H	L	64-79
02/12/05	A	L	72-79
01/09/06	A	L	62-82
02/06/06	H	W	78-60
01/22/07	H	L	56-59
02/10/07	A	L	63-71
01/19/08	A	W	66-61
02/18/08	H	W	56-55
03/04/08	A ²	L	56-59
01/03/09	H	W	82-69
02/07/09	A	W	70-68
01/16/10	H	W	75-58
02/11/10	A	L	65-69
01/02/11	H	W	78-60
01/27/11	A	W	82-58
12/31/11	A	W	55-52
02/09/12	H	L	65-70
02/09/13	A	L	62-74
02/05/14	H	L	74-77
12/31/14	A	W	83-68
02/06/15	H	W	65-60
01/16/16	A	W	71-68
02/11/16	H	L	67-68

¹ - Francis Marion Doubleheader (Florence, S.C.)
² - Big South Tournament (High Point, N.C.)

HORRY-GEORGETOWN TECH

Series: Coastal Carolina leads 2-0
 All Games At Horry-Georgetown Tech: 0-0
 All Games At Coastal Carolina: 0-0
 All Games At Neutral Site: 0-0
 All Games At Unknown Site: 2-0

Date	Site	W/L	Score
1970-71	U	W	87-51
1970-71	U	W	76-40

HOUSTON

Series: Houston leads 2-0
 All Games At Houston: 0-1
 All Games At Coastal Carolina: 0-0
 All Games At Neutral Site: 0-1

Date	Site	W/L	Score
12/28/89	N ¹	L	79-82
11/26/07	A	L	79-86

¹ - Tampa Tribune-South Florida Invitational (Tampa, Fla.)

HOWARD

Series: Coastal Carolina leads 1-0
 All Games At Howard: 0-0
 All Games At Coastal Carolina: 1-0
 All Games At Neutral Site: 0-0

Date	Site	W/L	Score
03/20/19	H ¹	W	81-72

¹ - 1st Round CBI (Conway, S.C.)

IDAHO

Series: Idaho leads 1-0
 All Games At Idaho: 0-0
 All Games At Coastal Carolina: 0-0
 All Games At Neutral Site: 0-1

Date	Site	W/L	Score
11/30/91	N ¹	L (2OT)	77-83

¹ - Great Alaskan Shootout (Anchorage, Alaska)

ILLINOIS-CHICAGO

Series: Coastal Carolina leads 1-0
 All Games At Illinois-Chicago: 0-0
 All Games At Coastal Carolina: 1-0
 All Games At Neutral Site: 0-0

Date	Site	W/L	Score
03/22/17	H ¹	W	89-78

¹ - CBI Tournament (Conway, S.C.)

INDIANA

Series: Indiana leads 1-0
 All Games At Indiana: 0-0
 All Games At Coastal Carolina: 0-0
 All Games At Neutral Site: 0-1

Date	Site	W/L	Score
03/14/91	N #3 ¹	L	69-79

¹ - NCAA Tournament Southeast Regional (Louisville, Ky.)

INDIANA STATE

Series: Tied 1-1
 All Games At Indiana State: 0-1
 All Games At Coastal Carolina: 0-0
 All Games At Neutral Site: 0-1

Date	Site	W/L	Score
11/19/04	A	L	46-70
11/23/09	N ¹	W	77-62

¹ - Dick's Sporting Goods NIT Season Tip-Off (Bowling Green, Ky.)

IONA

Series: Coastal Carolina leads 1-0
 All Games At Iona: 0-0
 All Games At Coastal Carolina: 0-0
 All Games At Neutral Site: 1-0

Date	Site	W/L	Score
11/19/17	N ¹	W	89-84

¹ - Island of the Bahamas Showcase

JACKSON STATE

Series: Coastal Carolina leads 1-0
 All Games At Jackson State: 1-0
 All Games At Coastal Carolina: 0-0
 All Games At Neutral Site: 0-0

Date	Site	W/L	Score
03/06/91	A ¹	W	78-59

¹ - NCAA Tournament Play-In Game (Jackson, Miss.)

JACKSONVILLE

Series: Jacksonville leads 3-1
 All Games At Jacksonville: 0-2
 All Games At Coastal Carolina: 1-1
 All Games At Neutral Site: 0-0

Date	Site	W/L	Score
11/20/99	H	L	84-88
11/18/00	A	L	69-88
12/11/05	H	W	81-66
11/10/06	A	L	72-85

JACKSONVILLE STATE

Series: Tied 1-1
 All Games At Jacksonville State: 0-1
 All Games At Coastal Carolina: 1-0
 All Games At Neutral Site: 0-0

Date	Site	W/L	Score
12/15/04	H	W	88-78
11/21/05	A	L	71-82

JAMES MADISON

Series: James Madison leads 1-0
 All Games At James Madison: 0-1
 All Games At Coastal Carolina: 0-0
 All Games At Neutral Site: 0-0

Date	Site	W/L	Score
01/08/87	A	L	95-100

JOHNSON & WALES

Series: Coastal Carolina leads 1-0
 All Games At Johnson & Wales: 0-0
 All Games At Coastal Carolina: 1-0
 All Games At Neutral Site: 0-0

Date	Site	W/L	Score
11/20/12	H	W	96-40

KANSAS STATE

Series: Kansas State leads 1-0
 All Games At Kansas State: 0-1
 All Games At Coastal Carolina: 0-0
 All Games At Neutral Site: 0-0

Date	Site	W/L	Score
12/06/97	A	L	72-101

KENNESAW STATE

Series: Coastal Carolina leads 1-0
 All Games At Kennesaw State: 0-0
 All Games At Coastal Carolina: 0-0
 All Games At Neutral Site: 1-0

Date	Site	W/L	Score
11/30/85	N ¹	W	65-46

¹ - Francis Marion Doubleheader (Florence, S.C.)

LAGRANGE COLLEGE

Series: Coastal Carolina leads 1-0
 All Games At LaGrange College: 0-0
 All Games At Coastal Carolina: 1-0
 All Games At Neutral Site: 0-0

Date	Site	W/L	Score
11/13/10	H	W	79-40

LAMAR

Series: Lamar leads 2-0
 All Games At Lamar: 0-1
 All Games At Coastal Carolina: 0-1
 All Games At Neutral Site: 0-0

Date	Site	W/L	Score
11/14/17	A	L	60-66
12/02/17	H	L	67-69

LANDER

Series: Lander leads 14-4
 All Games At Lander: 2-7
 All Games At Coastal Carolina: 2-7
 All Games At Neutral Site: 0-0

Date	Site	W/L	Score
1974-75	A	L	96-120
1974-75	H	L	85-101
01/10/76	H	L (OT)	83-89
01/31/76	A	L	58-68
01/10/77	H	L (OT)	83-89
01/31/77	A	L	58-68
1977-78	A	W	81-80
1977-78	H	L	70-78
01/25/79	A	L	60-82
02/14/79	H	L	77-98
1979-80	H	L	70-92
1979-80	A	L	60-82
12/05/80	A	L	60-64
01/22/81	H	W	61-58
12/05/81	A	L	51-53
01/22/82	H	W	82-60
12/04/82	A	W	64-57
01/21/83	H	L	77-80

LEES-McRAE

Series: Coastal Carolina leads 3-0
 All Games At Lees McRae: 0-0
 All Games At Coastal Carolina: 3-0
 All Games At Neutral Site: 0-0

Date	Site	W/L	Score
12/14/96	H	W	74-60
12/29/02	H	W	70-60

12/28/03	H	W	115-50
----------	---	---	--------

LENOIR-RHYNE

Series: Coastal Carolina leads 1-0
 All Games At Lenoir-Rhyne: 0-0
 All Games At Coastal Carolina: 1-0
 All Games At Neutral Site: 0-0

Date	Site	W/L	Score
12/16/83	H	W	73-63

LIBERTY

Series: Liberty leads 26-29
 All Games At Liberty: 12-16
 All Games At Coastal Carolina: 14-13
 All Games At Neutral Site: 0-0

Date	Site	W/L	Score
12/10/88	H	W	80-73
02/13/89	A	W	75-60
01/10/90	H	W	94-85
02/12/90	A	W	68-66
01/25/92	A	L	71-72
02/27/92	H	L	58-68
01/09/93	A	W (OT)	66-65
01/23/93	H	L (ot)	74-81
01/24/94	H	W	86-75
02/21/94	A	W	84-81
01/23/95	A	L	69-88
02/20/95	H	L	64-65
01/22/96	H	L	62-67
02/19/96	A	L	57-71
01/27/97	A	L	63-78
02/15/97	H	L	50-66
01/26/98	H	L	62-66
02/14/98	A	L	56-66
02/25/98	¹ A	L	70-78
01/15/99	A	W	89-68
02/08/99	H	W	87-75
01/22/00	H	W	83-71
02/12/00	A	L	52-58
01/15/01	A	W	71-65
02/03/01	H	W	68-64
01/14/02	H	L	80-86
02/02/02	A	W	58-54
01/25/03	H	L	54-55
02/17/03	A	L	73-79
03/04/03	² A	L (OT)	61-63
02/03/04	H	W	67-65
02/07/04	A	L	65-79
03/04/04	³ A	L	73-88
01/15/05	H	L	64-71
02/14/05	A	L	68-72
02/18/06	H	W	72-60
02/23/06	A	W	78-61
01/20/07	H	W	70-65
02/12/07	A	W	77-76
01/21/08	A	L	59-78
02/16/08	H	L	51-65
01/12/09	A	L	55-68
02/16/09	H	L	82-85
12/05/09	A	W	73-58
02/25/10	H	W	71-48
01/08/11	A	W	70-67
02/03/11	H	W	77-71
12/03/11	H	W	78-68
02/23/12	A	L	57-61
01/12/13	A	L	56-64
03/05/13	⁴ H	L	61-78
01/29/14	H	W	66-64
01/10/15	A	W	69-54

02/14/15	H	W	96-56
01/06/16	H	L	61-62

¹ - Big South Tournament (Lynchburg, Va.)
² - Big South Tournament (Lynchburg, Va.)
³ - Big South Tournament (Lynchburg, Va.)
⁴ - Big South Tournament (Conway, S.C.)

LIMESTONE

Series: Coastal Carolina leads 9-5
 All Games At Limestone: 1-5
 All Games At Coastal Carolina: 8-0
 All Games At Neutral Site: 0-0

Date	Site	W/L	Score
1974-75	A	L	87-101
1974-75	A	L	94-115
11/22/75	A	L	92-117
02/14/76	H	W (OT)	88-87
11/22/76	A	L	92-117
02/14/77	H	W (OT)	88-87
1977-78	A	W	81-73
02/18/78	H	W	114-87
12/09/78	A	L	78-84
01/20/79	H	W	96-86
1979-80	H	W	63-61
1979-80	A	W	75-72
01/14/88	H	W	112-65
11/25/88	H	W	74-72

LITTLE ROCK

Series: Coastal Carolina leads 5-0
 All Games At Little Rock: 3-0
 All Games At Coastal Carolina: 2-0
 All Games At Neutral Site: 0-0

Date	Site	W/L	Score
01/09/17	H	W	66-63
02/04/17	A	W	82-75
01/27/18	H	W	72-62
02/22/18	A	W	65-60
01/24/19	A	W	72-71

LIVINGSTON

Series: Coastal Carolina leads 1-0
 All Games At Livingston: 0-0
 All Games At Coastal Carolina: 1-0
 All Games At Neutral Site: 0-0

Date	Site	W/L	Score
12/16/91	H	W	77-69

LONG ISLAND

Series: Coastal Carolina leads 1-0
 All Games At Long Island: 0-0
 All Games At Coastal Carolina: 0-0
 All Games At Neutral Site: 1-0

Date	Site	W/L	Score
12/19/86	N ¹	W	78-53

¹ - Central Florida Tournament (Orlando, Fla.)

LONGWOOD

Series: Coastal Carolina leads 4-2
 All Games At Longwood: 2-2
 All Games At Coastal Carolina: 2-0
 All Games At Neutral Site: 0-0

Date	Site	W/L	Score
11/30/84	A ¹	L	72-89
01/05/13	A	L	80-72
02/08/14	H	W	67-58
01/08/15	H	W	76-70

02/23/15	A	W	72-59
01/09/16	A	L	61-76

¹ - Longwood Invitational (Farmville, Va.)

LOUISIANA-LAFAYETTE

Series: Louisiana-Lafayette leads 4-1
 All Games At Louisiana-Lafayette: 0-1
 All Games At Coastal Carolina: 1-2
 All Games At Neutral Site: 0-0

Date	Site	W/L	Score
11/24/13	H ¹	L	69-73
02/25/17	H	L	77-79
01/06/18	A	L	64-81
02/02/19	H	W	96-79
02/28/19	A	L	70-83

¹ - 2013 Maui on the Mainland Invitational (Conway, S.C.)

LOUISIANA-MONROE

formerly Northeast Louisiana, renamed University of Louisiana at Monroe in 1999

Series: Coastal Carolina leads 5-2
 All Games At Louisiana-Monroe: 1-1
 All Games At Coastal Carolina: 2-0
 All Games At Neutral Site: 2-1

Date	Site	W/L	Score
12/18/92	N ¹	W	77-68
11/26/14	N ²	W	61-48
02/27/17	H	W	77-72
01/04/18	A	L	72-82
01/31/19	H	W	92-81
03/02/19	A	W	97-91
03/14/19	N ³	L	50-80

¹ - Hawai'i Pre-Holiday Tournament (Honolulu, Hawai'i)
² - 2014 Battle 4 Atlantis Mainland Bracket (Chattanooga, Tenn.)

³ - Sun Belt Conference Tournament (New Orleans, La.)

LOUISIANA STATE

Series: Coastal Carolina leads 2-0
 All Games At LSU: 1-0
 All Games At Coastal Carolina: 1-0
 All Games At Neutral Site: 0-0

Date	Site	W/L	Score
12/13/10	A	W (OT)	78-69
11/15/11	H	W	71-63

LOUISIANA TECH

Series: Louisiana Tech leads 1-0
 All Games At Louisiana Tech: 0-1
 All Games At Coastal Carolina: 0-0
 All Games At Neutral Site: 0-1

Date	Site	W/L	Score
12/28/90	N ¹	L	81-86

¹ - Michigan State Spartan Classic (East Lansing, Mich.)

LOYOLA (MD)

Series: Coastal Carolina leads 1-0
 All Games At Loyola: 0-0
 All Games At Coastal Carolina: 1-0
 All Games At Neutral Site: 0-0

Date	Site	W/L	Score
03/20/17	H ¹	W	72-63

¹ - CBI Tournament (Conway, S.C.)

LYNCHBURG COLLEGE (VA)

Series: Coastal Carolina leads 1-0
 All Games At Lynchburg College (Va.): 0-0
 All Games At Coastal Carolina: 1-0
 All Games At Neutral Site: 0-0

Date	Site	W/L	Score
12/16/11	H	W	86-61

MANHATTAN

Series: Manhattan leads 1-0
 All Games At Manhattan: 0-0
 All Games At Coastal Carolina: 0-0
 All Games At Neutral Site: 0-1

Date	Site	W/L	Score
11/16/18	N ¹	L	53-55

¹ - KEMI Northern Kentucky Basketball Classic (Highland Heights, Ky.)

MARIST

Series: Coastal Carolina leads 1-0
 All Games At Marist: 1-0
 All Games At Coastal Carolina: 0-0
 All Games At Neutral Site: 0-0

Date	Site	W/L	Score
11/22/03	A ¹	W	74-70

¹ - Pepsi/Marist Classic (Poughkeepsie, N.Y.)

MARQUETTE

Series: Marquette leads 1-0
 All Games At Marquette: 0-1
 All Games At Coastal Carolina: 0-0
 All Games At Neutral Site: 0-0

Date	Site	W/L	Score
12/16/96	A	L	42-66

MARYLAND

Series: Maryland leads 1-0
 All Games At Maryland: 0-1
 All Games At Coastal Carolina: 0-0
 All Games At Neutral Site: 0-0

Date	Site	W/L	Score
01/02/00	A #14	L	48-100

MASSACHUSETTS

Series: Massachusetts leads 1-0
 All Games At Massachusetts: 0-0
 All Games At Coastal Carolina: 0-0
 All Games At Neutral Site: 0-1

Date	Site	W/L	Score
12/30/88	N ¹	L	73-90

¹ - Florida Today Classic (Melbourne, Fla.)

MCNEESE STATE

Series: Coastal Carolina leads 1-0
 All Games At McNeese State: 0-0
 All Games At Coastal Carolina: 1-0
 All Games At Neutral Site: 0-0

Date	Site	W/L	Score
01/02/07	H	W	81-67

MERCER

Series: Coastal Carolina leads 2-1
 All Games At Mercer: 0-1
 All Games At Coastal Carolina: 2-0
 All Games At Neutral Site: 0-0

Date	Site	W/L	Score
12/03/97	H	W	68-63

11/28/98	A	L	73-77
03/15/16	H	W	65-57

METHODIST COLLEGE

Series: Coastal Carolina leads 5-0
 All Games At Methodist: 0-0
 All Games At Coastal Carolina: 5-0
 All Games At Neutral Site: 0-0

Date	Site	W/L	Score
1977-78	H	W	80-78
12/01/92	H	W	101-51
11/12/11	H	W	104-61
11/30/16	H	W	88-59
11/20/18	H	W	88-57

MIAMI (OHIO)

Series: Miami (Ohio) leads 1-0
 All Games At Miami (Ohio): 0-0
 All Games At Coastal Carolina: 0-0
 All Games At Neutral Site: 0-1

Date	Site	W/L	Score
12/09/94	N ¹	L	62-69

¹ - Indiana University Classic (Bloomington, Ind.)

MICHIGAN

Series: Michigan leads 1-0
 All Games At Michigan: 0-0
 All Games At Coastal Carolina: 0-0
 All Games At Neutral Site: 0-1

Date	Site	W/L	Score
03/19/93	N #3 ¹	L	53-84

¹ - NCAA West Regional (Tempe, Ariz.)

MINNESOTA

Series: Minnesota leads 2-0
 All Games At Minnesota: 0-2
 All Games At Coastal Carolina: 0-0
 All Games At Neutral Site: 0-0

Date	Site	W/L	Score
12/03/05	A	L	57-75
11/19/13	A ¹	L	72-82

¹ - 2013 EA Sports Maui Invitational Opening Games (Minneapolis, Minn.)

MISSISSIPPI (OLE MISS)

Series: Mississippi leads 3-0
 All Games At Mississippi: 0-2
 All Games At Coastal Carolina: 0-1
 All Games At Neutral Site: 0-0

Date	Site	W/L	Score
11/13/12	A	L	72-90
11/16/13	H	L	70-72
12/18/14	A	L	68-71

MISSOURI

Series: Missouri leads 2-0
 All Games At Mississippi: 0-2
 All Games At Coastal Carolina: 0-0
 All Games At Neutral Site: 0-0

Date	Site	W/L	Score
01/18/93	A	L	69-94
01/02/01	A	L	61-75

MONTANA

Series: Tied 1-1
 All Games At Montana: 0-1
 All Games At Coastal Carolina: 0-1

All Games At Neutral Site: 0-0

Date	Site	W/L	Score
12/21/91	A	L	52-74
11/25/95	H	W	78-59

MONTREAT

Series: Coastal Carolina leads 2-0
 All Games At Montreat: 0-0
 All Games At Coastal Carolina: 2-0
 All Games At Neutral Site: 0-0

Date	Site	W/L	Score
1/25/95	H	W	78-59
12/16/17	H	W	83-70

MOREHEAD STATE

Series: Morehead State leads 2-0
 All Games At Morehead State: 0-0
 All Games At Coastal Carolina: 0-0
 All Games At Neutral Site: 0-2

Date	Site	W/L	Score
12/28/91	N ¹	L	73-87
12/10/94	N ²	L	63-89

¹ - All-College Tournament (Oklahoma City, Okla.)
² - Indiana University Classic (Bloomington, Ind.)

MORRIS COLLEGE

Series: Coastal Carolina leads 15-1
 All Games At Morris College: 5-1
 All Games At Coastal Carolina: 9-0
 All Games At Neutral Site: 1-0

Date	Site	W/L	Score
1974-75	A	L	69-90
10/18/74	H	W	81-78
12/06/75	A	W	82-65
12/06/76	A	W	82-65
1977-78	H	W	65-64
11/18/78	H	W	84-62
01/18/79	A	W	79-65
02/05/79	H	W	68-36
01/13/83	H	W	83-74
02/22/83	H	W	89-69
11/26/83	N ¹	W	78-74
12/05/83	H	W	106-78
01/26/84	A	W	82-58
11/24/84	H	W	118-82
02/24/86	H	W	103-60

¹ - Francis Marion Doubleheader (Florence, S.C.)

MOUNT OLIVE

Series: Coastal Carolina leads 4-0
 All Games At Mount Olive: 1-0
 All Games At Coastal Carolina: 3-0
 All Games At Neutral Site: 0-0

Date	Site	W/L	Score
01/22/86	H	W	73-60
02/12/86	A	W	70-62
12/09/86	H	W	92-66
12/04/96	H	W	70-56

NAVY

Series: Tied 1-1
 All Games At Navy: 0-1
 All Games At Coastal Carolina: 1-0
 All Games At Neutral Site: 0-0

Date	Site	W/L	Score
01/02/02	A	L	71-90
12/07/02	H	W	63-59

NEVADA

Series: Nevada leads 1-0
 All Games At Nevada: 0-0
 All Games At Coastal Carolina: 0-0
 All Games At Neutral Site: 0-1

Date	Site	W/L	Score
11/13/15	N	L	56-73

NEW ORLEANS

Series: New Orleans leads 1-0
 All Games At New Orleans: 0-1
 All Games At Coastal Carolina: 0-0
 All Games At Neutral Site: 0-0

Date	Site	W/L	Score
01/17/87	A	L	68-100

NEWBERRY

Series: Coastal Carolina leads 18-9
 All Games At Newberry: 6-8
 All Games At Coastal Carolina: 12-1
 All Games At Neutral Site: 0-0

Date	Site	W/L	Score
1974-75	A	W	96-94
1974-75	A	L	80-97
01/16/76	H	W (2OT)	69-64
02/25/76	A	L	69-76
01/16/77	H	W (2OT)	69-64
02/25/77	A	L	69-76
1977-78	A	L	84-89
1977-78	H	W	66-60
1977-78	H	W	70-57
12/14/78	A	W	84-77
01/22/79	H	W	82-80
02/24/79	A	W	82-80
03/02/79	A ¹	W	59-57
1979-80	A	L	62-74
1979-80	A	L	82-93
01/19/81	H	L	56-63
02/21/81	A	W	58-57
01/18/82	A	L	54-55
02/20/82	H	W	78-75
03/01/82	H ²	W	105-85
01/17/83	H	L	59-61
02/19/83	A	W	61-49
01/16/84	A	W	73-55
02/18/84	H	W	69-66
12/13/97	H	W	58-47
12/03/98	H	W	71-57
12/18/02	H	W	67-48

¹ - NIAA District 6 First Round (Newberry, S.C.)
² - NIAA District 6 First Round (Conway, S.C.)

NORTH CAROLINA

Series: North Carolina leads 1-0
 All Games At North Carolina: 0-1
 All Games At Coastal Carolina: 0-0
 All Games At Neutral Site: 0-0

Date	Site	W/L	Score
12/30/03	A #9	L	72-105

NORTH CAROLINA A&T

Series: North Carolina A&T leads 3-0
 All Games At North Carolina A&T: 0-1
 All Games At Coastal Carolina: 0-1
 All Games At Neutral Site: 0-1

Date	Site	W/L	Score

02/04/87	H	L	47-64
02/16/87	A	L	58-97
11/29/08	N ¹	L	60-72

¹ - Global Sports Classic (Las Vegas, Nev.)

NORTH CAROLINA CENTRAL

Series: Coastal Carolina 4-0
 All Games At North Carolina Central: 1-0
 All Games At Coastal Carolina: 3-0
 All Games At Neutral Site: 0-0

Date	Site	W/L	Score
02/15/10	A	W	68-57
02/17/11	H	W	94-59
12/10/16	H	W	70-67
12/16/18	H	W	69-65

NORTH CAROLINA STATE

Series: North Carolina State leads 3-0
 All Games At North Carolina State: 3-0
 All Games At Coastal Carolina: 0-0
 All Games At Neutral Site: 0-0

Date	Site	W/L	Score
01/12/89	A	L	69-97
01/07/91	A	L	78-86
11/21/98	A	L	56-81

NORTH CAROLINA WESLEYAN

Series: Coastal Carolina leads 3-0
 All Games At North Carolina Wesleyan: 0-0
 All Games At Coastal Carolina: 3-0
 All Games At Neutral Site: 0-0

Date	Site	W/L	Score
11/23/10	H	W	96-56
12/05/13	H	W	89-54
12/09/15	H	W	98-73

NORTH GEORGIA

Series: North Georgia leads 1-0
 All Games At North Georgia: 0-0
 All Games At Coastal Carolina: 0-0
 All Games At Neutral Site: 0-1

Date	Site	W/L	Score
11/29/85	N ¹	L	56-73

¹ - Francis Marion Doubleheader (Florence, S.C.)

NORTH GREENVILLE

Series: Coastal Carolina leads 1-0
 All Games At North Greenville: 0-0
 All Games At Coastal Carolina: 1-0
 All Games At Neutral Site: 0-0

Date	Site	W/L	Score
11/09/07	H	W	95-76

NORTHERN KENTUCKY

Series: Coastal Carolina leads 0-1
 All Games At Northern Kentucky: 0-1
 All Games At Coastal Carolina: 0-0
 All Games At Neutral Site: 0-0

Date	Site	W/L	Score
11/18/18	A	L	83-89

OHIO NORTHERN

Series: Coastal Carolina leads 1-0
 All Games At Ohio Northern: 0-0
 All Games At Coastal Carolina: 1-0
 All Games At Neutral Site: 0-0

Date	Site	W/L	Score
12/29/04	H	W	63-45

OHIO STATE

Series: Ohio State leads 1-0
 All Games At Ohio State: 1-0
 All Games At Coastal Carolina: 0-0
 All Games At Neutral Site: 0-0

Date	Site	W/L	Score
12/13/99	A #13	L	75-83

OHIO VALLEY

Series: Coastal Carolina leads 1-0
 All Games At Ohio Valley: 0-0
 All Games At Coastal Carolina: 1-0
 All Games At Neutral Site: 0-0

Date	Site	W/L	Score
12/28/05	H	W	109-76

OLD DOMINION

Series: Old Dominion leads 2-0
 All Games At Old Dominion: 0-2
 All Games At Coastal Carolina: 0-0
 All Games At Neutral Site: 0-0

Date	Site	W/L	Score
12/15/01	A	L	67-81
03/13/12	A ¹	L	66-68

¹ - CollegenInsider.com Tournament (Norfolk, Va.)

PALMER JC (SC)

Series: Palmer JC leads 2-0
 All Games At Palmer JC: 0-0
 All Games At Coastal Carolina: 0-0
 All Games At Neutral Site: 0-0
 All Games At Unknown Site: 0-0

Date	Site	W/L	Score
1970-71	U	L	51-88
1970-71	U	L	67-75

PEMBROKE COLLEGE JV

Series: Pembroke College JV leads 1-0
 All Games At Pembroke College JV: 0-0
 All Games At Coastal Carolina: 0-0
 All Games At Neutral Site: 0-0
 All Games At Unknown Site: 0-1

Date	Site	W/L	Score
1964-65	U	L	76-82
02/12/65	U		

PFEIFFER

Series: Tied 1-1
 All Games At Pfeiffer: 0-1
 All Games At Coastal Carolina: 1-0
 All Games At Neutral Site: 0-0

Date	Site	W/L	Score
11/24/78	A	L	75-88
11/23/84	H	W(OT)	75-74

PIEDMONT COLLEGE

Series: Coastal Carolina leads 2-0
 All Games At Piedmont College: 0-0
 All Games At Coastal Carolina: 2-0
 All Games At Neutral Site: 0-0

Date	Site	W/L	Score
11/27/89	H	W	88-62
11/12/10	H	W	112-52

PIEDMONT INTERNATIONAL

Series: Coastal Carolina leads 4-0
 All Games At Piedmont International: 0-0
 All Games At Coastal Carolina: 4-0
 All Games At Neutral Site: 0-0

Date	Site	W/L	Score
11/22/14	H	W	76-33
11/21/15	H	W	116-35
12/05/16	H	W	100-63
11/10/17	H	W	102-50

PITTSBURGH-JOHNSTOWN

Series: Coastal Carolina leads 2-0
 All Games At Pittsburgh-Johnstown: 0-0
 All Games At Coastal Carolina: 2-0
 All Games At Neutral Site: 0-0

Date	Site	W/L	Score
01/27/88	H	W	68-67
01/18/89	H	W	91-62

PRESBYTERIAN COLLEGE

Series: Coastal Carolina leads 17-7
 All Games At Presbyterian College: 8-3
 All Games At Coastal Carolina: 9-4
 All Games At Neutral Site: 0-0

Date	Site	W/L	Score
1974-75	H	L	90-106
02/22/75	A	L	106-129
01/06/76	H	L	76-90
02/21/76	A	W	76-75
01/06/77	H	L	76-90
02/21/77	A	W	76-75
12/07/85	H	L	73-83
12/07/07	H	W	61-54
12/03/08	H	L(OT)	53-56
02/04/09	A	L	62-65
01/04/10	H	W	76-62
01/28/10	A	W	64-46
01/15/11	H	W	60-42
02/10/11	A	W	61-41
01/14/12	H	W	81-63
01/26/12	A	W	52-49
01/09/13	H	W	61-43
02/13/13	A	W	60-53
01/22/14	A	W	84-72
02/26/14	H	W	70-51
01/24/15	H	W	63-52
02/26/15	A	L	69-80
01/14/16	H	W	87-58
02/03/16	A	W	69-66

PRINCETON

Series: Princeton leads 1-0
 All Games At Princeton: 0-0
 All Games At Coastal Carolina: 0-0
 All Games At Neutral Site: 0-1

Date	Site	W/L	Score
11/25/90	N ¹	L	39-42

¹ - CSU/North Coast Tournament (Cleveland, Ohio)

RADFORD

Series: Radford leads 33-26
 All Games At Radford: 11-18
 All Games At Coastal Carolina: 15-14
 All Games At Neutral Site: 0-1

Date	Site	W/L	Score
02/02/85	A	L	69-71

01/31/87	H	L	73-82
02/14/87	A	W	73-70
01/30/88	A	L	78-87
02/13/88	H	W	79-63
01/28/89	H	W	94-56
02/11/89	A	W	73-67
01/27/90	A	W	63-53
02/10/90	H	W	92-78
01/26/91	H	W(OT)	78-76
02/09/91	A	W	84-66
01/20/92	H	L	56-58
02/01/92	A	L	65-68
01/11/93	A	L	83-84
01/30/93	H	W(OT)	96-94
01/22/94	H	L	56-69
02/19/94	A	L	64-80
01/21/95	A	L	84-88
02/18/95	H	L	61-63
01/20/96	H	L	55-64
02/16/96	A	L	68-87
01/25/97	A	L	72-77
02/17/97	H	L	62-73
01/24/98	H	W	61-55
02/16/98	A	L	64-81
01/18/99	A	L	75-104
02/06/99	H	L	67-82
01/24/00	H	L	65-67
02/14/00	A	L	72-73
01/13/01	A	L(OT)	97-104
02/05/01	H	L	74-77
01/12/02	H	L	71-82
02/04/02	A	L	60-76
02/28/02	N ¹	L	66-81
01/20/03	H	L	73-77
02/15/03	A	L	58-65
01/24/04	A	L(OT)	76-77
02/16/04	H	L	75-84
03/02/04	H	W ²	67-62
01/08/05	A	L	82-93
02/07/05	H	W	79-61
01/21/06	H	L(OT)	69-70
02/25/06	A	W	84-75
01/13/07	A	L	76-80
02/05/07	H	W	85-67
01/12/08	H	W	76-75
02/11/08	A	W	65-61
01/05/09	H	L	52-68
02/09/09	A	L(OT)	67-71
01/14/10	H	L	52-62
02/13/10	A	W	52-51
12/31/10	H	W	77-59
01/29/11	A	W	86-63
01/21/12	H	W	82-62
02/02/13	H	W	62-52
01/25/14	A	W	69-61
02/16/15	A	W	65-59
12/06/15	H	W	63-58
02/06/16	A	W	72-60

¹ - Big South Tournament (Lynchburg, Va.)

² - Big South Tournament (Conway, S.C.)

RANDOLPH-MACON

Series: Randolph-Macon leads 1-0
 All Games At Randolph-Macon: 0-0
 All Games At Coastal Carolina: 0-1
 All Games At Neutral Site: 0-0

Date	Site	W/L	Score
01/05/85	N ¹	L	60-79

¹ - Waccamaw Sertoma College Classic (Conway, S.C.)

REINHARDT

Series: Coastal Carolina leads 1-0
 All Games At Reinhardt: 0-0
 All Games At Coastal Carolina: 1-0
 All Games At Neutral Site: 0-0

Date	Site	W/L	Score
12/14/13	H	W	118-82

SAINT ANDREWS

Series: Coastal Carolina leads 1-0
 All Games At Saint Andrews: 0-0
 All Games At Coastal Carolina: 1-0
 All Games At Neutral Site: 0-0

Date	Site	W/L	Score
11/22/17	H	W	70-34

SALEM

Series: Coastal Carolina leads 1-0
 All Games At Salem: 0-0
 All Games At Coastal Carolina: 1-0
 All Games At Neutral Site: 0-0

Date	Site	W/L	Score
01/10/85	H	W	96-72

SANTA CLARA

Series: Santa Clara leads 1-0
 All Games At Santa Clara: 0-0
 All Games At Coastal Carolina: 0-0
 All Games At Neutral Site: 0-1

Date	Site	W/L	Score
12/01/91	N ¹	L	62-69

¹ - Great Alaskan Shootout (Anchorage, Alaska)

SAVANNAH STATE

Series: Tied 2-2
 All Games At Savannah State: 0-2
 All Games At Coastal Carolina: 2-0
 All Games At Neutral Site: 0-0

Date	Site	W/L	Score
01/10/07	H	W	83-56
02/01/07	A	L	65-66
11/18/08	A	L	65-66
12/19/09	H	W	91-70

SHORTER

Series: Coastal Carolina leads 1-0
 All Games At Shorter: 0-0
 All Games At Coastal Carolina: 1-0
 All Games At Neutral Site: 0-0

Date	Site	W/L	Score
11/22/91	H	W	75-53

SLIPPERY ROCK

Series: Coastal Carolina leads 1-0
 All Games At Slippery Rock: 0-0
 All Games At Coastal Carolina: 1-0
 All Games At Neutral Site: 0-0

Date	Site	W/L	Score
01/10/86	H ¹	W	81-67

¹ - Waccamaw Sertoma College Classic (Conway, S.C.)

SOUTH ALABAMA

Series: Coastal Carolina leads 5-3
 All Games At South Alabama: 1-3
 All Games At Coastal Carolina: 3-0
 All Games At Neutral Site: 1-0

Date	Site	W/L	Score
12/03/88	A	L	65-88
01/24/90	H	W	82-70
02/20/17	A	W	81-77
03/08/17	N ¹	W	80-67
01/18/18	A	L	57-60
02/17/18	H	W	72-70
01/05/19	A	L(2OT)	77-84
03/07/19	H	W	92-70

¹ - Sun Belt Tournament (New Orleans, La.)

SOUTH CAROLINA

Series: South Carolina leads 3-1
 All Games At South Carolina: 1-3
 All Games At Coastal Carolina: 0-0
 All Games At Neutral Site: 0-0

Date	Site	W/L	Score
01/23/89	A	L	65-92
12/11/93	A	W	88-74
12/09/17	A	L	78-80
11/30/18	A	L	79-85

SOUTH CAROLINA STATE

Series: Coastal Carolina leads 10-6
 All Games At South Carolina State: 5-2
 All Games At Coastal Carolina: 5-4
 All Games At Neutral Site: 0-0

Date	Site	W/L	Score
02/10/82	H	L	71-81
12/07/88	H	L	76-81
12/08/89	A	W	68-66
12/03/90	H	W	68-57
11/25/91	A	W	50-48
01/02/93	H	W	90-75
12/18/93	A	W	85-84
12/31/94	H	W	75-68
12/09/01	H	L	81-89
11/27/02	A	W	68-53
12/14/05	H	W	72-57
11/13/06	A	L(OT)	80-81
12/17/13	A	L	78-83
12/30/13	H	L	58-68
12/02/14	H	W	66-52
12/14/14	A	W	57-43

SOUTHEASTERN COLLEGE (NC)

Series: Southeastern College leads 2-0
 All Games At Southeastern College: 0-0
 All Games At Coastal Carolina: 0-0
 All Games At Neutral Site: 0-0
 All Games At Unknown Site

Date	Site	W/L	Score
1970-71	U	L	57-118
1970-71	U	L	84-106

SOUTHEASTERN LOUISIANA

Series: Coastal Carolina leads 1-0
 All Games At Southeastern Louisiana: 0-0
 All Games At Coastal Carolina: 0-0
 All Games At Neutral Site: 1-0

Date	Site	W/L	Score
12/29/87	N ¹	W	58-44

¹ - Arkansas-Little Rock Tournament (Little Rock, Ark.)

SOUTHERN

Series: Coastal Carolina leads 1-0
 All Games At Southern: 0-0
 All Games At Coastal Carolina: 0-0
 All Games At Neutral Site: 1-0

Date	Site	W/L	Score
12/28/93	N ¹	W	85-71

¹ - USF&G Sugar Bowl Classic (New Orleans, La.)

SOUTHERN VIRGINIA

Series: Coastal Carolina leads 2-0
 All Games At Southern Virginia: 0-0
 All Games At Coastal Carolina: 2-0
 All Games At Neutral Site: 0-0

Date	Site	W/L	Score
11/29/06	H	W	104-62
12/13/08	H	W	89-59

SOUTHWOOD COLLEGE (NC)

Series: Southwood College leads 3-0
 All Games At Southwood College: 0-0
 All Games At Coastal Carolina: 0-0
 All Games At Neutral Site: 0-0
 All Games At Unknown Site: 0-3

Date	Site	W/L	Score
12/11/68	U	L	73-88
1970-71	U	L	73-125
1970-71	U	L	73-93

SPALDING

Series: Coastal Carolina leads 1-0
 All Games At Spalding: 0-0
 All Games At Coastal Carolina: 1-0
 All Games At Neutral Site: 0-0

Date	Site	W/L	Score
11/18/11	H	W	87-43

ST. ANDREWS UNIVERSITY

Series: Coastal Carolina leads 5-0
 All Games At St. Andrews University: 0-0
 All Games At Coastal Carolina: 5-0
 All Games At Neutral Site: 0-0

Date	Site	W/L	Score
01/12/87	H	W	95-56
11/14/98	H	W	83-76
12/14/03	H	W	91-83
01/03/06	H	W	84-70
11/29/06	H	W	74-54

ST. FRANCIS (PA)

Series: Coastal Carolina leads 1-0
 All Games At St. Francis (Pa.): 0-0
 All Games At Coastal Carolina: 1-0
 All Games At Neutral Site: 0-0

Date	Site	W/L	Score
12/05/86	H ¹	W	61-49

¹ - Sertoma Classic (Conway, S.C.)

ST. FRANCIS BROOKLYN

Series: Coastal Carolina leads 1-0
 All Games At St. Francis Brooklyn: 0-0
 All Games At Coastal Carolina: 1-0
 All Games At Neutral Site: 0-0

Date	Site	W/L	Score
11/23/13	H ¹	W	70-59

¹ - 2013 Maui on the Mainland Invitational (Conway, S.C.)

ST. JOSEPH (VT)

Series: Coastal Carolina leads 1-0
 All Games At St. Joseph (Vt.): 0-0
 All Games At Coastal Carolina: 1-0
 All Games At Neutral Site: 0-0

Date	Site	W/L	Score
01/04/98	H	W	88-45

SUSQUEHANNA

Series: Coastal Carolina leads 1-0
 All Games At Susquehanna: 0-0
 All Games At Coastal Carolina: 1-0
 All Games At Neutral Site: 0-0

Date	Site	W/L	Score
01/05/08	H	W	83-72

TENNESSEE

Series: Tennessee leads 1-0
 All Games At Tennessee: 0-1
 All Games At Coastal Carolina: 0-0
 All Games At Neutral Site: 0-0

Date	Site	W/L	Score
01/02/05	A	L	51-83

TENNESSEE TECH

Series: Tennessee Tech leads 3-1
 All Games At Tennessee Tech: 0-2
 All Games At Coastal Carolina: 1-1
 All Games At Neutral Site: 0-0

Date	Site	W/L	Score
12/09/87	H	W	91-80
02/06/88	A	L	64-70
02/18/12	H ¹	L	71-77
11/15/12	A	L	69-71

¹ - Sears BracketBusters (Conway, S.C.)

TENNESSEE-TEMPLE

Series: Coastal Carolina leads 1-0
 All Games At Tennessee-Temple: 0-0
 All Games At Coastal Carolina: 1-0
 All Games At Neutral Site: 0-0

Date	Site	W/L	Score
02/08/92	H	W	97-85

TEXAS ARLINGTON

Series: Texas Arlington leads 5-3
 All Games At Texas Arlington: 0-3
 All Games At Coastal Carolina: 3-0
 All Games At Neutral Site: 0-1

Date	Site	W/L	Score
12/05/92	H	W	112-88
12/31/16	A	L	69-90
01/30/17	H	W	72-70
03/10/17	N ¹	L	51-74
12/29/17	H	W	90-65
02/03/18	A	L	80-87
01/12/19	H	L	58-61
02/07/19	A	L	54-74

¹ - Sun Belt Tournament (New Orleans, La.)

TEXAS CHRISTIAN

Series: Texas Christian leads 1-0
 All Games At Texas Christian: 0-0
 All Games At Coastal Carolina: 0-0
 All Games At Neutral Site: 0-1

Date	Site	W/L	Score
12/27/91	N ¹	L	67-93

¹ - All-College Tournament (Oklahoma City, Okla.)

TEXAS SAN ANTONIO

Series: Coastal Carolina leads 1-0
 All Games At Texas San Antonio: 0-0
 All Games At Coastal Carolina: 0-0
 All Games At Neutral Site: 1-0

Date	Site	W/L	Score
11/17/17	¹	W	83-69

¹ - Island of the Bahamas Showcase

TEXAS STATE

formerly Southwest Texas State, renamed Texas State in 2003

Series: Texas State leads: 6-2
 All Games At Texas State: 1-2
 All Games At Coastal Carolina: 1-2
 All Games At Neutral Site: 0-2

Date	Site	W/L	Score
11/30/96	N ¹	L	58-74
01/02/17	A	W	60-53
01/28/17	H	L	50-52
12/31/17	H	L	48-53
02/01/18	A	W (OT)	56-54
03/07/18	N ²	L	66-73
01/10/19	H	L	61-65
02/09/19	A	L	57-65

¹ - Cardinal Varsity Club Classic (Muncie, Ind.)

² - Sun Belt Tournament (New Orleans, La.)

THOMAS MOORE

Series: Coastal Carolina leads 1-0
 All Games At Thomas Moore: 0-0
 All Games At Coastal Carolina: 1-0
 All Games At Neutral Site: 0-0

Date	Site	W/L	Score
12/20/10	H	W	125-70

TOCCOA FALLS

Series: Coastal Carolina leads 1-0
 All Games At Toccoa Falls: 0-0
 All Games At Coastal Carolina: 1-0
 All Games At Neutral Site: 0-0

Date	Site	W/L	Score
12/13/12	H	W	75-38

TOLEDO

Series: Toledo leads 1-0
 All Games At Toledo: 0-1
 All Games At Coastal Carolina: 0-0
 All Games At Neutral Site: 0-0

Date	Site	W/L	Score
12/29/97	A ¹	L	51-67

¹ - MVP Holiday Classic (Toledo, Ohio)

TOWSON

formerly Towson State, renamed Towson University in 1997

Series: Towson leads 4-2
 All Games At Towson: 0-3
 All Games At Coastal Carolina: 2-1
 All Games At Neutral Site: 0-0

Date	Site	W/L	Score
01/16/93	H	L	74-77
02/06/93	A	L	69-74
01/15/94	A	L	74-80
02/12/94	H	W	105-89
01/14/95	H	W	89-87
02/11/95	A	L	69-92

TRINITY BAPTIST

Series: Coastal Carolina leads 1-0
 All Games At Trinity Baptist: 0-0
 All Games At Coastal Carolina: 1-0
 All Games At Neutral Site: 0-0

Date	Site	W/L	Score
11/14/14	H	W	79-36

TROY

formerly Troy State, renamed Troy University in 2004

Series: Troy leads 4-2
 All Games At Troy: 2-1
 All Games At Coastal Carolina: 0-2
 All Games At Neutral Site: 0-1

Date	Site	W/L	Score
12/30/97	N ¹	L	60-74
02/08/17	A	L	78-67
01/20/18	A	W	74-73
02/15/18	H	L	65-66
01/03/19	A	W	88-75
03/09/19	H	L	67-74

¹ - MVP Holiday Classic (Toledo, Ohio)

TULANE

Series: Tulane leads 1-0
 All Games At Tulane: 0-1
 All Games At Coastal Carolina: 0-0
 All Games At Neutral Site: 0-0

Date	Site	W/L	Score
11/13/18	A	L	76-81

UAB

Series: UAB leads 1-0
 All Games At UAB: 0-1
 All Games At Coastal Carolina: 0-0
 All Games At Neutral Site: 0-0

Date	Site	W/L	Score
03/16/10	A ¹	L	49-65

¹ - NIT First Round (Birmingham, Ala.)

UC IRVINE

Series: UC Irvine leads 1-0
 All Games At UC Irvine: 0-0
 All Games At Coastal Carolina: 0-1
 All Games At Neutral Site: 0-0

Date	Site	W/L	Score
03/27/16	H ¹	L	71-85

¹ - CIT Tournament (Conway, S.C.)

UCLA

Series: UCLA leads 1-0
 All Games At UCLA: 0-1
 All Games At Coastal Carolina: 0-0
 All Games At Neutral Site: 0-0

Date	Site	W/L	Score
11/16/14	A ¹	L	71-84

1 - 2014 Battle 4 Atlantis Opening Round Game

UMBC

Series: Coastal Carolina leads 9-5
 All Games At UMBC: 2-5
 All Games At Coastal Carolina: 6-0
 All Games At Neutral Site: 1-0

Date	Site	W/L	Score
12/06/86	H ¹	W	66-45
01/14/93	H	W	115-98
02/08/93	A	W	91-73
03/05/93	N ²	W	66-59
01/17/94	A	L	81-86
02/14/94	H	W	74-64
01/16/95	H	W	85-80
02/13/95	A	L	57-70
01/27/96	A	L(OT)	67-73
02/24/96	A	L	75-80
01/18/97	H	W	73-58
02/07/97	A	W	55-46
01/17/98	A	L	62-78
02/07/98	H	W	66-62

¹ - Sertoma Classic (Conway, S.C.)
² - Big South Tournament (North Charleston, S.C.)

UNC ASHEVILLE

Series: Coastal Carolina leads 39-34
 All Games At UNC Asheville: 11-20
 All Games At Coastal Carolina: 26-13
 All Games At Neutral Site: 2-1

Date	Site	W/L	Score
11/17/84	A	L	57-59
01/08/85	H	W	72-60
01/11/86	H ¹	L	44-61
02/03/86	A	L	66-75
02/22/86	H	L	62-65
02/26/87	H ²	L	68-73
01/23/88	H	W	79-63
02/08/88	A	W	72-69
01/21/89	A	W	86-80
02/04/89	H	W	91-74
03/02/89	N ³	L	76-88
01/20/90	H	W	83-74
02/03/90	A	W	68-63
03/03/90	N ⁴	W	76-73
01/31/91	H	W	84-74
02/14/91	A	W	91-67
01/18/92	H	W	93-85
02/03/92	A	L	62-66
01/25/93	A	W	65-59
02/15/93	H	W	100-68
01/10/94	H	W	80-76
02/07/94	A	W	58-44
01/09/95	A	L	55-78
02/06/95	H	L	66-75
01/08/96	H ⁵	L	66-77
02/05/96	A	L	86-93
01/20/97	A	L	64-81
01/30/97	H	W	70-60
01/19/98	A	L	58-78
01/29/98	H	L	60-66
01/23/99	A	L	67-94

02/13/99	H	W	81-73
02/02/00	H	W	74-73
02/24/00	A	L	80-88
01/31/01	A	L (ot)	95-97
02/17/01	H	L	74-77
01/23/02	H	W	88-78
02/16/02	A	L	81-92
01/30/03	A	L	76-80
02/22/03	H	W	68-55
01/19/04	H	W	73-65
02/21/04	A	L	68-72
01/31/05	H	W	70-54
02/18/05	A	L	71-83
01/16/06	H	W	84-72
02/13/06	A	W	88-70
02/28/06	H ⁶	W	78-62
01/08/07	A	W	68-60
02/22/07	H	L	77-82
02/27/07	H ⁷	L	64-77
01/28/08	H	L	52-56
02/27/08	A	L	72-78
01/19/09	H	W	64-57
02/21/09	A	L	63-74
01/07/10	A	W	58-57
02/06/10	H	W	98-62
03/04/10	H ⁸	W	92-73
01/20/11	A	W	80-59
02/22/11	H	L	58-61
03/05/11	H ⁹	L	47-60
01/17/12	A	L	81-88
02/14/12	H	W	74-69
01/23/13	A	L	60-63
02/19/13	H	W	65-64
01/15/14	H	W	81-78
02/22/14	A	L	85-100
01/22/15	A	L	65-75
02/03/15	H	W	68-56
03/06/15	H ¹⁰	W	74-57
01/27/16	H	W	68-66
02/27/16	A	W	81-79
12/03/16	H	L	77-79
11/17/18	N ¹¹	W	78-52

¹ - Waccamaw Sertoma Classic (Conway, S.C.)
² - Big South Tournament (Savannah, Ga.)
³ - Big South Tournament (Rock Hill, S.C.)
⁴ - Big South Tournament (Rock Hill, S.C.)
⁵ - Game played at Myrtle Beach Convention Center -- counted as a home game for Coastal Carolina
⁶ - Big South Tournament (Conway, S.C.)
⁷ - Big South Tournament (Conway, S.C.)
⁸ - Big South Tournament (Conway, S.C.)
⁹ - Big South Tournament (Conway, S.C.)
¹⁰ - Big South Tournament (Conway, S.C.)
¹¹ - KEMI Northern Kentucky Basketball Classic (Highland Heights, Ky.)

UNC GREENSBORO

Series: UNC Greensboro leads 11-2
 All Games At UNC Greensboro: 1-5
 All Games At Coastal Carolina: 1-5
 All Games At Neutral Site: 0-1

Date	Site	W/L	Score
01/12/94	H	L	77-82
02/09/94	A	L	64-85
01/11/95	A	L	68-79
02/08/95	H	L	68-87
01/13/96	A	L	60-85
02/10/96	H	L	62-75
02/29/96	N ¹	L	67-78
02/01/97	H	L	58-66

02/22/97	A	W	69-65
01/06/99	A	L	62-79
12/01/99	H	L	76-78
12/18/03	H	W	77-72
11/23/04	A	L	73-79

¹ - Big South Tournament (Lynchburg, Va.)

UNC PEMBROKE

formerly Pembroke State, renamed University of North Carolina at Pembroke in 1996

Series: UNC Pembroke leads 15-7
 All Games At UNC Pembroke: 3-7
 All Games At Coastal Carolina: 4-8
 All Games At Neutral Site: 0-0

Date	Site	W/L	Score
02/04/76	A	L	55-62
02/07/76	H	L	55-62
02/04/77	A	L	55-62
02/07/77	H	L	55-62
1977-78	A	W	64-53
1977-78	H	W	85-73
11/30/78	H	W	96-94
01/27/79	A	W	80-70
1979-80	A	L	84-90
1979-80	H	L	76-81
11/26/80	H ¹	L	63-71
01/10/81	A	W	55-53
01/06/82	A	L	60-90
01/09/82	H	L	71-74
01/10/83	A	L	68-70
01/27/83	H	W	84-58
01/12/84	A	L	65-72
02/13/84	H	L	63-75
12/04/84	H	L	53-69
02/06/85	A	L	64-74
12/03/85	A	W	72-69
01/18/86	H	L	71-81

¹ - Francis Marion Doubleheader (Florence, S.C.)

UNC WILMINGTON

Series: UNC Wilmington leads 11-3
 All Games At UNC Greensboro: 0-8
 All Games At Coastal Carolina: 3-3
 All Games At Neutral Site: 0-0

Date	Site	W/L	Score
12/03/75	A	L	70-75
02/02/76	H	W	68-63
12/03/76	A	L	70-75
02/02/77	H	W	68-63
11/28/84	A	L	58-88
11/26/85	A	L	64-86
01/14/87	H	L	60-72
02/11/87	A	L	65-81
11/26/94	A	L	65-66
12/22/97	H	L	45-68
12/18/04	H	L	61-64
12/17/05	A	L	50-79
12/09/07	A	L	68-80
12/19/07	H	W	90-86

UNC AIKEN

Series: Coastal Carolina leads 14-5
 All Games At USC Aiken: 4-1
 All Games At Coastal Carolina: 5-3
 All Games At Neutral Site: 0-0
 All Games At Unknown Site: 5-1

Date	Site	W/L	Score
01/22/65	U		
02/27/65	U	W	79-66

03/05/65	U	W	72-67
01/04/69	U		
02/28/69	U	W	87-72
1970-71	U	W	79-75
1970-71	U	L	48-58
1970-71	U	W	71-62
1977-78	H	W	79-71
02/04/78	A	W	71-68
01/13/79	A	L	81-82
02/03/79	H	W	111-87
11/28/81	A ²	W	70-58
12/02/82	H	W	69-64
01/08/83	H ³	W	97-76
01/29/83	A	W	63-62
12/01/83	H	L	74-76
01/07/84	H ⁴	L	53-66
01/28/84	A	W	74-64
01/04/86	H	W	87-81
12/05/98	H	L	56-57

¹ - Palmetto Athletic Conference Tournament
² - Aiken Kiwanis Tournament (Aiken, S.C.)
³ - Waccamaw Sertoma College Classic (Conway, S.C.)
⁴ - Sertoma Club Collegiate (Conway, S.C.)

USC BEAUFORT

Series: Coastal Carolina leads 5-0
 All Games At USC Beaufort: 0-0
 All Games At Coastal Carolina: 0-0
 All Games At Neutral Site: 0-0
 All Games At Unknown Site: 5-0

Date	Site	W/L	Score
01/08/65	U		
02/05/65	U	W	90-58
11/23/68	U	W	67-64
1968-69	U	W	78-77
1970-71	U	W	92-65
1970-71	U	W	112-75

USC FLORENCE

Series: Coastal Carolina leads 2-0
 All Games At USC Florence: 0-0
 All Games At Coastal Carolina: 0-0
 All Games At Neutral Site: 0-0
 All Games At Unknown Site: 2-0

Date	Site	W/L	Score
01/15/65	U		
02/20/65	U	W	86-84
12/07/68	U	W	100-53

USC LANCASTER

Series: Tied 2-2
 All Games At USC Lancaster: 0-0
 All Games At Coastal Carolina: 0-0
 All Games At Neutral Site: 0-0
 All Games At Unknown Site: 2-2

Date	Site	W/L	Score
01/29/65	U		
03/06/65	U	L	66-71
1970-71	U	L	67-73
1970-71	U	W	90-82
1970-71	U ¹	W	68-60

¹ - Palmetto Athletic Conference Tournament

USC UPSTATE

formerly USC Spartanburg, renamed Troy University in 1975

Series: Coastal Carolina leads 11-9
 All Games At USC Upstate: 2-5
 All Games At Coastal Carolina: 4-2
 All Games At Neutral Site: 2-0
 All Games At Unknown Site: 3-2

Date	Site	W/L	Score
1968-69	U	W	65-55
03/07/69	U	W	64-58
1970-71	U	L	80-88
1970-71	U	L	59-65
1970-71	U ¹	W	61-53
1977-78	H	W	76-66
1977-78	A	W	81-79
1979-80	N	W	78-71
01/17/81	A	W	69-66
02/14/81	H	W	72-64
01/16/82	H	W	75-62
02/13/82	A	L	66-77
03/03/82	A ²	L	62-73
01/15/83	A	L	76-80
02/12/83	H	W	60-47
01/14/84	H	L	48-61
02/11/84	A	L	43-66
01/12/85	A	L	51-54
01/26/85	H	L	59-67
11/19/10	N ³	W	71-50

¹ - Palmetto Athletic Conference Tournament
² - NAIA District 6 Playoffs
³ - Charleston Classic (Charleston, S.C.)

USC UNION

Series: USC Union leads 2-1
 All Games At USC Union: 0-0
 All Games At Coastal Carolina: 0-0
 All Games At Neutral Site: 0-0
 All Games At Unknown Site: 1-2

Date	Site	W/L	Score
11/09/68	U		
1968-69	U	L	96-100
1970-71	U	L	68-78
1970-71	U	W	76-56

VERMONT

Series: Vermont leads 1-0
 All Games At Vermont: 0-0
 All Games At Coastal Carolina: 0-0
 All Games At Neutral Site: 0-1

Date	Site	W/L	Score
11/18/17	N ¹	L	67-80

¹ - Island of the Bahamas Showcase

VIRGINIA

Series: Virginia leads 3-0
 All Games At Virginia: 0-2
 All Games At Coastal Carolina: 0-0
 All Games At Neutral Site: 0-1

Date	Site	W/L	Score
11/20/00	A #25	L	78-117
12/22/03	A	L	74-89
03/21/14	N #3 ¹	L	59-70

¹ - NCAA Tournament East Regional (Raleigh, N.C.)

VIRGINIA TECH

Series: Virginia Tech leads 4-0
 All Games At Virginia Tech: 0-4
 All Games At Coastal Carolina: 0-0
 All Games At Neutral Site: 0-0

Date	Site	W/L	Score
12/04/93	A	L	54-88
11/28/95	A #22	L	49-93
12/07/96	A	L	45-63
12/23/98	A	L	65-85

VIRGINIA UNION

Series: Virginia Union leads 2-0
 All Games At Virginia Union: 0-1
 All Games At Coastal Carolina: 0-1
 All Games At Neutral Site: 0-0

Date	Site	W/L	Score
01/23/85	A	L	59-98
02/13/85	H	L	77-101

VIRGINIA-WISE

Series: Coastal Carolina leads 1-0
 All Games At Virginia-Wise: 0-0
 All Games At Coastal Carolina: 1-0
 All Games At Neutral Site: 0-0

Date	Site	W/L	Score
12/14/08	H	W	90-51

VMI

Series: Coastal Carolina leads 19-6
 All Games At VMI: 7-4
 All Games At Coastal Carolina: 12-1
 All Games At Neutral Site: 0-1

Date	Site	W/L	Score
01/26/04	A	W	49-32
02/14/04	H	W	60-44
01/10/05	A	W	79-68
02/05/05	H	W	75-70
01/07/06	A	L	77-88
02/20/06	H	W	76-63
01/15/07	A	W	99-97
02/03/07	H	W	108-99
01/14/08	H	L	100-107
02/09/08	A	L	83-88
01/10/09	A	L	102-103
02/14/09	H	W	100-97
03/03/09	A ¹	L	76-96
12/03/09	A	W	111-97
02/27/10	H	W	82-73
03/02/10	H ²	W	82-73
01/06/11	A	W	109-87
02/05/11	H	W	99-86
03/03/11	H ³	W	89-81
12/01/11	H	W	87-78
02/25/12	A	W	81-64
02/29/12	N ⁴	L	68-85
01/19/13	H	W	72-49
02/12/14	A	W	83-78
03/08/14	H ⁵	W	66-62

¹ - Big South Tournament (Lexington, Va.)
² - Big South Tournament (Conway, S.C.)
³ - Big South Tournament (Conway, S.C.)
⁴ - Big South Tournament (Asheville, N.C.)
⁵ - Big South Tournament (Conway, S.C.)

VORHEES

Series: Coastal Carolina leads 13-2
 All Games At Vorhees: 6-1
 All Games At Coastal Carolina: 7-1
 All Games At Neutral Site: 0-0

Date	Site	W/L	Score
1974-75	A	L	93-96
1974-75	H	L	93-96
11/26/75	H	W	87-65
02/17/76	A	W	86-83
11/26/76	H	W	87-65
02/17/77	A	W	86-83
1977-78	A	W	71-68
1977-78	H	W	77-71
11/23/81	H	W	87-57
01/30/82	A	W	86-81
11/22/82	A	W	78-53
02/24/83	H	W	77-69
11/22/83	H	W	67-53
02/23/84	A	W	77-66
11/21/09	H	W	99-56

WAKE FOREST

Series: Wake Forest leads 5-1
 All Games At Wake Forest: 1-4
 All Games At Coastal Carolina: 0-1
 All Games At Neutral Site: 0-0

Date	Site	W/L	Score
12/01/86	A	L	55-80
12/22/87	A	W(OT)	106-104
12/16/98	A	L	46-73
12/18/15	A	L	77-83
11/23/16	A	L	74-86
12/18/17	H	L	80-84

WARREN WILSON

Series: Coastal Carolina leads 1-0
 All Games At Warren Wilson: 0-0
 All Games At Coastal Carolina: 1-0
 All Games At Neutral Site: 0-0

Date	Site	W/L	Score
12/11/14	H	W	85-40

WEST VIRGINIA

Series: Coastal Carolina leads 1-0
 All Games At West Virginia: 1-0
 All Games At Coastal Carolina: 0-0
 All Games At Neutral Site: 0-0

Date	Site	W/L	Score
03/25/19	A ¹	W	109-91

¹ - 2nd Round CBI (Morgantown, W.V.)

WESTERN CAROLINA

Series: Coastal Carolina leads 5-3
 All Games At Western Carolina: 2-2
 All Games At Coastal Carolina: 2-1
 All Games At Neutral Site: 1-0

Date	Site	W/L	Score
12/17/88	A	L	57-64
12/29/89	N ¹	W	67-63
01/22/90	H	L	79-85
12/20/90	A	W	80-74
11/24/01	H	W	79-73
11/22/02	A	W	77-72
02/23/13	A ²	L	70-80
12/04/13	H	W	76-68

¹ - CSU/North Coast Tournament (Cleveland, Ohio)
² - Ramada Worldwide BracketBusters

(Cullowhee, N.C.)

WESTERN ILLINOIS

Series: Coastal Carolina leads 1-0
 All Games At Western Illinois: 0-0
 All Games At Coastal Carolina: 0-0
 All Games At Neutral Site: 1-0

Date	Site	W/L	Score
11/28/08	N ¹	W(OT)	69-60

¹ - Global Sports Classic (Las Vegas, Nev)

WINGATE

Series: Tied 2-2
 All Games At Wingate: 0-0
 All Games At Coastal Carolina: 0-0
 All Games At Neutral Site: 1-0

Date	Site	W/L	Score
11/17/78	H	W	113-80
12/02/78	A	L	79-89
02/17/79	H	W	73-57
11/26/96	H	L	58-59

WINTHROP

Series: Coastal Carolina leads 42-40
 All Games At Winthrop: 13-28
 All Games At Coastal Carolina: 28-13
 All Games At Neutral Site: 1-0

Date	Site	W/L	Score
12/15/78	A	L	72-80
02/19/79	H	L	77-79
12/13/79	A	L	71-98
01/26/80	H	W	82-80
12/15/80	A	L	66-75
01/24/81	H	W	68-66
03/01/81	A ¹	L	58-72
11/14/81	A	W	64-58
01/24/82	H	W	63-56
12/09/82	A	W	59-57
01/22/83	H	W	76-68
02/28/83	H ²	L	50-51
12/10/83	H	L	66-78
01/20/84	A	L	45-51
12/08/84	H	W	76-59
02/04/85	A	L	57-61
12/12/85	H	W	94-68
02/15/86	A	L	65-79
02/01/88	A	L	58-74
02/25/88	H	W	88-67
03/03/88	A ³	L	40-75
01/30/89	H	W	70-57
02/22/89	H	W	85-80
01/29/90	A	W	78-49
02/21/90	H	W	83-67
03/02/90	A ⁴	W	62-49
01/28/91	H	W	76-58
02/20/91	A	W	59-46
02/10/92	H	W	74-61
02/22/92	A	W	48-44
02/13/93	A	W	74-70
02/24/93	H	W	79-64
03/06/93	N ⁵	W	78-65
01/08/94	A	W	70-60
02/05/94	H	W	99-76
01/07/95	H	W (ot)	103-94
02/01/95	A	L	62-76
01/15/96	A	L	78-84
02/03/96	H	W	71-63
01/11/97	A	W	82-76

02/20/97	H	L	61-69
01/10/98	H	W (ot)	63-60
02/19/98	A	L	52-62
01/27/99	H	L	61-74
02/11/99	A	L	68-85
01/27/00	A	L	70-83
02/23/00	H	W	73-58
12/09/00	A	L	49-66
02/21/01	H	L	77-83
01/31/02	H	L	49-68
02/18/02	A	L	74-100
01/08/03	A	W	64-50
02/08/03	H	W	72-66
01/17/04	H	L	65-66
02/04/04	A	L	50-51
01/05/05	H	W	76-68
01/22/05	A	L	66-80
03/01/05	A	⁶ L	62-74
01/24/06	A	W	64-57
02/04/06	H	W	64-50
03/04/06	A	⁷ L	50-51
01/27/07	A	L	63-65
02/24/07	H	L	69-83
01/26/08	A	L	43-65
02/06/08	H	W	50-49
01/24/09	H	W	78-69
02/28/09	A	L	50-70
01/02/10	H	W	57-47
01/30/10	A	L	64-67
03/06/10	H	⁸ L	53-64
01/13/11	H	W	74-69
02/12/11	A	W	61-56
02/11/12	A	L	57-67
01/30/13	A	L	48-61
02/27/13	H	W	73-54
01/18/14	H	L (OT)	72-73
02/19/14	A	L	65-75
03/09/14	H	⁹ W	76-61
01/28/15	H	L	68-75
03/08/15	H	¹⁰ W	81-70
01/02/16	H	W	82-63
02/18/16	A	L	67-79

¹ - NAIA District 6 Playoffs (Rock Hill, S.C.)² - NAIA District 6 Playoffs (Conway, S.C.)³ - Big South Tournament (Rock Hill, S.C.)⁴ - Big South Tournament (Rock Hill, S.C.)⁵ - Big South Tournament (North Charleston, S.C.)⁶ - Big South Tournament (Rock Hill, S.C.)⁷ - Big South Tournament (Rock Hill, S.C.)⁸ - Big South Tournament (Conway, S.C.)⁹ - Big South Tournament (Conway, S.C.)¹⁰ - Big South Tournament (Conway, S.C.)**WISCONSIN**

Series: Wisconsin leads 3-0

All Games At Wisconsin: 0-2

All Games At Coastal Carolina: 0-0

All Games At Neutral Site: 0-1

Date	Site	W/L	Score
12/07/91	A	L	57-91
11/26/05	A	L	54-92
03/20/15	N #3 ¹	L	72-86

¹ - NCAA Tournament West Regional (Omaha, Neb.)**WOFFORD**

Series: Wofford leads 3-1

All Games At Wofford: 1-1

All Games At Coastal Carolina: 1-1

All Games At Neutral Site: 0-0

Date	Site	W/L	Score
12/14/15	A	W	71-63
12/19/16	H	L	74-75
11/29/17	H	L	81-87
12/09/18	A	L	71-82

WRIGHT STATE

Series: Coastal Carolina leads 2-1

All Games At Wright State: 0-1

All Games At Coastal Carolina: 1-0

All Games At Neutral Site: 1-0

Date	Site	W/L	Score
11/24/90	N ¹	W	83-69
11/19/06	H	W(2OT)	70-63
11/19/07	A	L	48-71

¹ - CSU/North Coast Tournament (Cleveland, Ohio)**WYOMING**

Series: Wyoming leads 2-1

All Games At Wyoming: 0-2

All Games At Coastal Carolina: 1-0

All Games At Neutral Site: 0-0

Date	Site	W/L	Score
03/27/17	H ¹	W	91-81
03/29/17	A ²	L	57-81
03/31/17	A ²	L	59-83

¹ - CBI Tournament (Conway, S.C.)² - CBI Tournament (Larmie, Wyo.)**XAVIER**

Series: Xavier leads 3-0

All Games At Xavier: 0-3

All Games At Coastal Carolina: 1-0

All Games At Neutral Site: 0-0

Date	Site	W/L	Score
01/03/87	A	L	69-75
11/17/01	A	L	41-72
11/11/06	A	L	46-79

YALE

Series: Yale leads 1-0

All Games At Yale: 0-0

All Games At Coastal Carolina: 0-0

All Games At Neutral Site: 1-0

Date	Site	W/L	Score
11/23/03	N ¹	L	65-70

¹ - Pepsi/Marist Classic (Poughkeepsie, N.Y.)**YOUNGSTOWN STATE**

Series: Coastal Carolina leads 1-0

All Games At Youngstown State: 0-0

All Games At Coastal Carolina: 1-0

All Games At Neutral Site: 0-0

Date	Site	W/L	Score
02/02/91	H	W	79-66

• 1964-65 •

COACH: DAN SELWA

Date	Opponent	W/L	Score
1-8	USC Beaufort		
1-15	USC Florence		
1-22	USC Aiken		
1-29	USC Lancaster		
2-5	USC Beaufort	W	90-58
2-12	Pembroke College JV		
2-20	USC Florence	W	86-84
2-27	USC Aiken	W	79-66
3-5	USC Aiken	W	72-67
3-6	USC Lancaster	L	66-71
	Pembroke College JV	L	76-82

• 1968-69 •

COACH: DAN SELWA

Date	Opponent	W/L	Score
11-9	USC Union		
11-23	USC Beaufort	W	67-64
12-7	USC Florence	W	100-53
12-11	Southwood College (NC)	L	73-88
12-18	Florence Darlington Tech	W	85-51
1-4	USC Aiken		
2-22	Beaufort Tech	L	44-68
2-28	USC Aiken	W	87-72
3-7	USC Spartanburg	W	64-58
	USC Union	L	96-100
	USC Spartanburg	W	65-55
	USC Beaufort	W	78-77

• 1970-71 •

RECORD: 12-11

COACH: DAN SELWA

Date	Opponent	W/L	Score
	Southwood College (NC)	L	73-125
	USC Lancaster	L	67-73
	Palmer JC (SC)	L	51-88
	USC Union	L	68-78
	USC Spartanburg	L	80-88
	Southwood College (NC)	L	73-93
	Horry Georgetown Tech	W	87-51
	Horry Georgetown Tech	W	76-40
	USC Spartanburg	L	59-65
	USC Union	W	76-56
	Southeastern College	L	57-118
	Clemson-Sumter	W	81-62
	USC Aiken	W	79-75
	USC Beaufort	W	92-65
	USC Lancaster	W	90-82
	Palmer JC (SC)	L	67-75
	Southeastern College (NC)	L	84-106
	USC Aiken	L	48-58
	Clemson-Sumter	W	99-77
	USC Beaufort	W	112-75
	USC Spartanburg \$	W	61-53
	USC Lancaster \$	W	68-60

USC Aiken \$ W 71-62

\$ Palmetto Athletic Conference Tournament

• 1974-75 •

RECORD: 6-17

COACH: DAN SELWA

Date	Opponent	W/L	Score
10-18	MORRIS	W	81-78
	at Newberry	W	96-94
11-21	at College of Charleston	L	94-101
	at Newberry	L	80-97
	at Lander	L	96-120
	at Morris	L	69-90
	at Erskine	L	73-89
	at Clafin	W	82-77
	PRESBYTERIAN	L	90-106
	AUGUSTA	L	65-103
	at Francis Marion	L	68-79
	CLAFILIN	W	90-76
	at Coker	W	58-44
	at Limestone	L	87-101
	LANDER	L	85-101
	FRANCIS MARION	L	86-95
	ERSKINE	L	55-79
	at Voorhees	L	93-96
	COKER	W	91-72
	VOORHEES	L	93-96
	at Limestone	L	94-115
2-22	at Presbyterian	L	106-129
2-25	COLLEGE OF CHARLESTON	L	74-101

• 1975-76 •

RECORD: 10-16

COACH: RUSS BERGMAN

Date	Opponent	W/L	Score
11-19	COLLEGE OF CHARLESTON	L	75-80
11-21	at Erskine	L	59-75
11-22	at Limestone	L	92-117
11-26	VOORHEES	W	87-65
12-3	at UNC Wilmington	L	70-75
12-6	at Morris	W	82-65
12-8	CAMPBELL	L	88-101
12-13	CLAFILIN	W (2ot)	102-97
1-6	PRESBYTERIAN	L	76-90
1-8	at College of Charleston	L	76-77
1-10	LANDER	L (ot)	83-89
1-14	at Francis Marion	W (ot)	71-61
1-16	NEWBERRY	W (2ot)	69-64
1-17	ERSKINE	L	72-80
1-21	at Campbell	L	66-110
1-24	at Clafin	L	77-86
1-31	at Lander	L	58-68
2-2	UNC WILMINGTON	W	68-63
2-4	at Pembroke State	L	55-62
2-7	PEMBROKE STATE	L	55-62
2-9	at Augusta	L	69-84
2-12	FRANCIS MARION	W	81-60

2-14	LIMESTONE	W (ot)	88-87
2-17	at Voorhees	W	86-83
2-21	at Presbyterian	W	76-75
2-25	at Newberry	L	69-76

• 1976-77 •

RECORD: 21-10

COACH: RUSS BERGMAN

Date	Opponent	W/L	Score
11-17	VOORHEES	W	83-79
11-20	CLAFILIN	W	114-81
11-27	ERSKINE	W	86-84
11-29	at Campbell	L	76-85
12-3	vs. Lander #	L	60-62
12-4	at Limestone #	W	85-74
12-8	at Francis Marion	W	63-60
12-11	PEMBROKE STATE	W	63-59
12-18	PRESBYTERIAN	W	80-68
1-3	vs. Methodist ^	W	72-62
1-4	at Pembroke State ^	L	73-75
1-6	MORRIS	W	106-70
1-8	at Lander	L	64-68
1-10	at Limestone	W	61-59
1-14	NEWBERRY	L	98-104
1-15	USC AIKEN	W	95-79
1-19	at College of Charleston	W (3ot)	97-87
1-22	at Voorhees	W	84-74
1-26	at Pembroke State	L	64-81
1-29	LANDER	W	97-78
2-2	COLLEGE OF CHARLESTON	L	71-77
2-5	at USC Aiken	W	91-90
2-9	FRANCIS MARION	W	72-65
2-11	at Erskine	W	81-67
2-12	at Presbyterian	W	72-68
2-14	CAMPBELL	L	72-78
2-19	LIMESTONE	W	92-71
2-23	at Newberry	L	83-92
	LANDER \$	W	65-64
	vs. Erskine \$	W	72-66
	vs. Newberry \$ (Finals)	L	70-84

Limestone Tournament (Gaffney, SC)

^ Pembroke State Invitational (Pembroke, NC)

\$ NAIA District 6 Playoffs

• 1977-78 •

RECORD: 20-9

COACH: RUSS BERGMAN

Date	Opponent	W/L	Score
	USC SPARTANBURG	W	76-66
	MORRIS	W	65-64
	at Fairmont State	L	69-82
11-26	CAPITAL	L	90-92
	METHODIST	W	80-78
	at Pembroke State	W	64-53
	FRANCIS MARION	L	69-70
	at Limestone	W	81-73
12-17	COLLEGE OF CHARLESTON	W	80-68

	at Lander	W	81-80
	at USC Spartanburg	W	81-79
	USC AIKEN	W	79-71
1-18	at Atlantic Christian	W	91-89
	at Newberry	L	84-89
	PEMBROKE STATE	W	85-73
	LANDER	L	70-78
	at Voorhees	W	71-68
2-2	at College of Charleston	L	95-99
2-4	at USC-Aiken	W	71-68
	ATLANTIC CHRISTIAN	W	86-72
	at Francis Marion	L	69-72
	at Erskine	L	74-85
2-18	LIMESTONE	W	114-87
	ERSKINE	W	89-65
	NEWBERRY	W	66-60
	VOORHEES	W	77-71
	CENTRAL WESLEYAN	W	91-85
	NEWBERRY	W	70-57
	vs. Erskine	L	57-59

◦ 1978-79 ◦

RECORD: 18-13

COACH: RUSS BERGMAN

Date	Opponent	W/L	Score
11-17	WINGATE	W	113-80
11-18	MORRIS*	W	84-62
11-21	HIGH POINT	L	71-72
11-24	at Pfeiffer	L	75-88
11-25	at Belmont Abbey	L	71-75
11-30	PEMBROKE STATE	W	96-94
12-2	at Wingate	L	79-89
12-4	ERSKINE*	W	81-65
12-9	at Limestone*	L	78-84
12-14	at Newberry*	W	84-77
12-15	at Winthrop*	L	72-80
1-4	COLLEGE OF CHARLESTON*	W	76-75
1-11	at Francis Marion*	L	95-113
1-13	at USC-Aiken*	L	81-82
1-18	at Morris*	W	79-65
1-20	LIMESTONE*	W	96-86
1-22	NEWBERRY*	W	82-80
1-25	at Lander*	L	60-82
1-27	at Pembroke State	W	80-70
2-1	at College of Charleston*	L	86-94
2-3	USC-AIKEN*	W	111-87
2-5	MORRIS*	W	68-36
2-7	FRANCIS MARION*	W	75-69
2-10	at Erskine*	W	65-51
2-14	LANDER*	L	77-98
2-17	WINGATE	W	73-57
2-21	WINTHROP*	L	77-79
2-24	at Newberry*	W	82-80
2-26	CLAFLIN*	W	104-62
3-2	at Newberry ^	W	59-57
3-6	at Central Wesleyan \$	L	72-91

* NAIA District 6 Game

^ NAIA District 6 First Round
\$ NAIA District 6 Semifinals (Greenwood, SC)

◦ 1979-80 ◦

RECORD: 10-19

COACH: RUSS BERGMAN

Date	Opponent	W/L	Score
	FRIENDSHIP	L	69-85
	BARBER-SCOTIA	W	57-55
	at Friendship	W	109-62
	at Pembroke State	L	84-90
	at Atlantic Christian	L	65-72
	at Erskine	W	69-64
12-3	at College of Charleston	L	65-77
	at Furman	L	65-89
	LIMESTONE	W	63-61
	at Winthrop	L	71-98
	ALLEN	W	107-95
	BLUEFIELD STATE	L	76-78
	FRIENDSHIP	W	122-85
	vs. USC Spartanburg	W	78-71
	at Friendship	L	49-58
	FRANCIS MARION	L	73-91
	at Limestone	W	75-72
	at Newberry	L	62-74
	LANDER	L	70-92
	WINTHROP	W	82-80
1-31	COLLEGE OF CHARLESTON	W	71-53
	at Campbell	L	66-68
	at The Citadel	L	70-79
	at Francis Marion	L	59-71
	ERSKINE	L	62-64
	PEMBROKE STATE	L	76-81
	at Lander	L	60-82
2-18	at College of Charleston	L	72-78
	at Newberry	L	82-93

◦ 1980-81 ◦

RECORD: 15-11

COACH: RUSS BERGMAN

Date	Opponent	W/L	Score
11-21	AUGUSTA	W	61-58
11-22	ATLANTIC CHRISTIAN	W	77-55
11-26	PEMBROKE STATE ^	L	63-71
11-28	vs. High Point ^	W	62-55
11-29	vs. Berry ^	W	71-54
12-3	COLLEGE OF CHARLESTON	L	40-47
12-5	at Lander	L	60-64
12-6	at Erskine	L	65-71
12-13	at The Citadel	L	66-71
12-15	at Winthrop	L	66-75
1-10	at Pembroke State	W	55-53
1-14	at College of Charleston	L	50-54
1-17	at USC-Spartanburg	W	69-66
1-19	NEWBERRY	L	56-63
1-22	LANDER	W/L	61-58
1-24	WINTHROP	W	68-66

1-27	at Francis Marion	W	64-61
2-2	at Augusta	L	52-53
2-5	FRANCIS MARION	L	65-82
2-7	ERSKINE	W	69-57
2-9	COLLEGE OF CHARLESTON	W	59-57
2-12	at Coker	W (ot)	66-60
2-14	USC-SPARTANBURG	W	72-64
2-18	COKER	W	77-60
2-21	at Newberry	W	58-57
	at Winthrop \$	L	58-72

^ Francis Marion Doubleheader (Florence, SC)

\$ NAIA District 6 Playoffs

◦ 1981-82 ◦

RECORD: 21-9

COACH: RUSS BERGMAN

Date	Opponent	W/L	Score
11-9	ALLEN*	W	101-82
11-14	at Winthrop*	W	64-58
11-16	at Coker*	W	89-67
11-20	vs. Belmont Abbey !	W	65-64
11-21	vs. Friendship !	W	81-67
11-23	VOORHEES*	W	87-57
11-27	vs. Augusta #	W	72-58
11-28	at USC Aiken #*	W	70-58
12-2	COLLEGE OF CHARLESTON	L	66-73
12-5	at Lander*	L	51-53
12-7	at Erskine*	W	63-51
12-11	at Fayetteville State*	W	47-45
1-6	at Pembroke State	L	60-90
1-9	PEMBROKE STATE	L	71-74
1-11	at Allen*	W	95-64
1-16	USC SPARTANBURG*	W	75-62
1-18	at Newberry*	L	54-55
1-22	LANDER*	W	82-60
1-24	WINTHROP*	W	63-56
1-26	FRANCIS MARION*	W	66-41
1-30	at Voorhees*	W	86-81
2-4	at Francis Marion*	W	57-53
2-6	ERSKINE*	W	80-59
2-10	SOUTH CAROLINA STATE	L	71-81
2-13	at USC Spartanburg*	L	66-77
2-15	at College of Charleston*	L	52-53
2-20	NEWBERRY*	W	78-75
2-24	COKER*	W	106-75
3-1	NEWBERRY \$	W	105-85
3-3	at USC-Spartanburg \$	L	62-73

! Newberry Event (Newberry, SC)

Aiken Kiwanis Tournament (Aiken, SC)

\$ NAIA District VI Playoffs

◦ 1982-83 ◦

RECORD: 21-10

COACH: RUSS BERGMAN

Date	Opponent	W/L	Score
11-16	COKER	W	91-64
11-19	BLUEFIELD STATE #	W	92-81

11-20	FRANCIS MARION #	L	54-55
11-22	at Voorhees	W	78-53
11-26	vs. Guilford ^	W	74-54
11-27	vs. Atlantic Christian ^	L	56-68
11-29	at College of Charleston	L (ot)	48-52
12-2	USC AIKEN	W	69-64
12-4	at Lander	W	64-57
12-6	at Erskine	L	59-67
12-9	at Winthrop	W	59-57
1-7	ALLIANCE &	W	89-64
1-8	USC AIKEN &	W	97-76
1-10	at Pembroke State	L	68-70
1-13	MORRIS	W	83-74
1-15	at USC Spartanburg	L	76-80
1-17	NEWBERRY	L	59-61
1-21	LANDER	L	77-80
1-22	WINTHROP	W	76-68
1-25	FRANCIS MARION	W	60-48
1-27	PEMBROKE STATE	W	84-58
1-29	at USC Aiken	W	63-62
2-3	at Francis Marion	L	61-75
2-5	ERSKINE	W	59-57
2-7	at Coker	W	72-60
2-12	USC SPARTANBURG	W	60-47
2-14	COLLEGE OF CHARLESTON	W (ot)	49-45
2-19	at Newberry	W	61-49
2-22	MORRIS	W	89-69
2-24	VOORHEES	W	77-69
2-28	WINTHROP \$	L	50-51

Tip-Off Tournament (Conway, SC)
 ^ Francis Marion Doubleheader (Florence, SC)
 & Waccamaw Sertoma Colleg. Classic (Conway, SC)
 \$ NAIA District 6 Playoffs

• 1983-84 •
RECORD: 14-16
COACH: RUSS BERGMAN

Date	Opponent	W/L	Score
11-14	at Coker	W	83-76
11-18	CATAWBA	L	69-76
11-19	CLAFLIN	W	75-46
11-22	VOORHEES	W	67-53
11-25	vs. Atlantic Christian #	W	67-53
11-26	vs. Morris #	W	78-74
11-29	COLLEGE OF CHARLESTON	L	42-45
12-1	USC AIKEN	L	74-76
12-3	at Erskine	L	49-50
12-5	MORRIS	W	106-78
12-10	WINTHROP	L	66-78
12-16	vs. Lenoir-Rhyne	W	73-63
12-17	at Gardner-Webb	L	68-77
1-6	CLINCH VALLEY &	W	71-47
1-7	USC AIKEN &	L	53-66
1-12	at Pembroke State	L	65-72
1-14	USC SPARTANBURG	L	48-61
1-16	at Newberry	W	73-55
1-20	at Winthrop	L	45-51

1-23	FRANCIS MARION	L	42-58
1-26	at Morris	W	82-58
1-28	at USC Aiken	W	74-64
2-2	at Francis Marion	L	38-58
2-4	ERSKINE	L	57-60
2-6	COKER	W	95-84
2-11	at USC Spartanburg	L	43-66
2-13	PEMBROKE STATE	L	63-75
2-18	NEWBERRY	W	69-66
2-21	at College of Charleston	L	28-30
2-23	at Voorhees	W	77-66

Francis Marion Doubleheader (Marion, SC)
 ^ Gardner-Webb Tournament (Boiling Springs, NC)
 & Sertoma Club Collegiate (Conway, SC)

• 1984-85 •
RECORD: 7-21
COACH: RUSS BERGMAN

Date	Opponent	W/L	Score
11-17	at UNC Asheville	L	57-59
11-23	PFEIFFER	W (ot)	75-74
11-24	MORRIS	W	118-82
11-26	at College of Charleston	L	58-66
11-28	at UNC Wilmington	L	58-88
11-30	at Longwood \$	L	72-89
12-1	vs. Francis Marion \$	L	62-65
12-4	PEMBROKE STATE	L	53-69
12-6	at Baptist (Char. Southern)	L	69-71
12-8	WINTHROP	W	76-59
12-15	at Florida Tech	L	64-65
1-4	BLUEFIELD STATE ^	W	86-49
1-5	RANDOLPH-MACON ^	L	60-79
1-8	UNC ASHEVILLE	W	72-60
1-10	SALEM	W	96-72
1-12	at USC Spartanburg	L	51-54
1-19	at Armstrong State	L	56-59
1-23	at Virginia Union	L	59-98
1-26	USC SPARTANBURG	L	59-67
1-31	at Francis Marion	L	47-49
2-2	at Radford	L	69-71
2-4	at Winthrop	L	57-61
2-6	at Pembroke State	L	64-74
2-9	FRANCIS MARION	L	63-64
2-11	ARMSTRONG STATE	W	89-83
2-13	VIRGINIA UNION	L	77-101
2-16	at Campbell	L	73-76
2-20	COLLEGE OF CHARLESTON	L	53-63

\$ Longwood Invitational (Farmville, VA)
 ^ Waccamaw Sertoma Colleg. Classic (Conway, SC)

• 1985-86 •
RECORD: 10-17, 1-8 BIG SOUTH
COACH: RUSS BERGMAN

Date	Opponent	W/L	Score
11-23	BLUEFIELD STATE	W (2ot)	101-100
11-26	at UNC Wilmington	L	64-86
11-29	vs. North Georgia #	L	56-73

11-30	vs. Kennesaw #	W	65-46
12-3	at Pembroke State	W	72-69
12-5	at Francis Marion	L	73-83
12-7	PRESBYTERIAN	L	73-83
12-12	WINTHROP*	W	94-68
12-14	FRANCIS MARION	L	76-78
12-21	at George Washington	L	68-73
1-4	USC AIKEN	W	87-81
1-6	at Augusta*	L	62-63
1-10	SLIPPERY ROCK ^	W	81-67
1-11	UNC ASHEVILLE *^	L	44-61
1-18	PEMBROKE STATE	L	71-81
1-20	at Benedict	L	76-91
1-22	MOUNT OLIVE	W	73-60
1-25	at Armstrong State*	L	84-94
2-3	at UNC Asheville*	L	66-75
2-8	ARMSTRONG STATE*	L	72-80
2-12	at Mount Olive	W	70-62
2-15	at Winthrop*	L	65-79
2-17	BENEDICT	W	100-78
2-19	at Campbell*	L	48-49
2-22	UNC ASHEVILLE*	L	62-65
2-24	MORRIS	W	103-60
3-3	vs. Baptist (Char. South.) \$	L	70-71

Francis Marion Doubleheader (Marion, SC)
 ^ Waccamaw Sertoma Colleg. Classic (Conway, SC)
 \$ Big South Tournament (Savannah, GA)

• 1986-87 •
RECORD: 12-16, 4-4 BIG SOUTH
COACH: RUSS BERGMAN

Date	Opponent	W/L	Score
12-1	at Wake Forest	L	55-80
12-5	ST. FRANCIS !	W	61-49
12-6	UMBC !	W	66-45
12-9	MOUNT OLIVE	W	92-66
12-12	vs. Alabama State #	W	79-64
12-13	at Akron #	L	61-66
12-19	vs. Long Island ^	W	78-53
12-20	at Central Florida ^	W	72-68
12-31	at Cincinnati	L	62-81
1-3	at Xavier	L	69-75
1-5	at East Tennessee State	W	80-67
1-8	at James Madison	L	95-100
1-12	ST. ANDREWS	W	95-56
1-14	UNC WILMINGTON	L	60-72
1-17	at New Orleans	L	68-100
1-20	at UNC Charlotte	L	61-85
1-24	AUGUSTA*	W	74-66
1-26	at Campbell*	L	59-75
1-31	RADFORD*	L	73-82
2-2	at Baptist (Char. Southern)*	L	60-78
2-4	NORTH CAROLINA A&T	L	47-64
2-7	CAMPBELL*	W	82-77
2-11	at UNC Wilmington	L	65-81
2-14	at Radford*	W	73-70
2-16	at North Carolina A&T	L	58-97

2-19	BAPTIST (CHAR. SOUTH.)*	L	80-89
2-21	at Augusta*	W	86-56
2-26	UNC ASHEVILLE \$	L	68-73
! Sertoma Classic (Conway, SC)			
# Zip Classic (Akron, OH)			
^ Central Florida Tournament (Orlando, FL)			
\$ Big South Tournament (Savannah, GA)			

1987-88

**RECORD: 17-11, 9-4 BIG SOUTH
COACH: RUSS BERGMAN
BIG SOUTH REGULAR SEASON CHAMPION**

Date	Opponent	W/L	Score
11-28	at Boston College	L	61-71
12-1	COKER	W	68-60
12-3	at UNC Charlotte	L	73-89
12-9	TENNESSEE TECH	W	91-80
12-12	at Clemson	L	57-76
12-16	EARL PAULK	W	99-70
12-22	at Wake Forest	W (ot)	106-104
12-28	at Arkansas State %	L	52-65
12-29	vs. Southeast Louisiana %	W	58-44
1-2	at Arkansas	L	59-81
1-4	at Augusta*	W	78-70
1-14	LIMESTONE	W	112-65
1-18	BAPTIST (CHAR. SOU.)*	W	92-79
1-23	UNC ASHEVILLE*	W	79-63
1-27	PITT. JOHNSTOWN	W	68-67
1-30	at Radford*	L	78-87
2-1	at Winthrop*	L	58-74
2-4	CAMPBELL*	W	93-70
2-6	at Tennessee Tech	L	64-70
2-8	at UNC Asheville*	W	72-69
2-11	at Baptist (Char. Southern)*	L	72-85
2-13	RADFORD*	W	79-63
2-18	EAST TENNESSEE STATE	L	72-74
2-20	AUGUSTA*	W	77-70
2-22	at East Tennessee State	W (2ot)	97-89
2-25	WINTHROP*	W	88-67
2-27	at Campbell	W	74-60
3-3	at Winthrop \$	L	40-75

% Arkansas-Little Rock Tourn. (Little Rock, AR)
\$ Big South Tournament (Rock Hill, SC)

1988-89

**RECORD: 14-14, 9-3 BIG SOUTH
COACH: RUSS BERGMAN
BIG SOUTH REGULAR SEASON CHAMPION**

Date	Opponent	W/L	Score
11-25	LIMESTONE	W	74-72
11-28	at Georgia Tech	L	65-95
12-3	at South Alabama	L	65-88
12-7	SOUTH CAROLINA STATE	L	76-81
12-10	LIBERTY	W	80-73
12-17	at Western Carolina	L	57-64
12-19	at UNC Charlotte	L	61-70
12-29	vs. Boston College #	L	67-84

12-30	vs. Massachusetts #	L	73-90
1-7	at Central Florida	W	78-77
1-9	AUGUSTA*	W	78-65
1-12	at North Carolina State	L	69-97
1-16	at Baptist (Char. Southern)*	W	77-67
1-18	PITTSBURGH-JOHNSTOWN	W	91-62
1-21	at UNC Asheville*	W	86-80
1-23	at South Carolina	L	65-92
1-28	RADFORD*	W	94-56
1-30	WINTHROP*	W	70-57
2-2	at Campbell*	L	63-70
2-4	UNC ASHEVILLE*	W	91-74
2-8	BAPTIST (CHAR. SOUTH.)*	L	71-91
2-11	at Radford*	W	73-67
2-13	at Liberty*	W	75-60
2-16	COKER	L	61-63
2-18	at Augusta*	W	58-57
2-22	WINTHROP*	W	85-80
2-25	CAMPBELL*	L	63-67
3-2	vs. UNC Asheville \$	L	76-88

Florida Today Classic (Melbourne, FL)
\$ Big South Conference Tournament (Rock Hill, SC)

1989-90

**RECORD: 23-6, 11-1 BIG SOUTH
COACH: RUSS BERGMAN
BIG SOUTH REGULAR SEASON CHAMPION
BIG SOUTH TOURNAMENT CHAMPION**

Date	Opponent	W/L	Score
11-27	PIEDMONT	W	88-62
11-29	at UNC Charlotte	L	56-73
12-2	COLLEGE OF CHARLESTON	W	82-67
12-6	THE CITADEL	W	78-68
12-8	at South Carolina State	W	68-66
12-19	at Georgia Tech	L	82-109
12-28	vs. Houston #	L	79-82
12-29	vs. Western Carolina #	W	67-63
1-6	at Cincinnati	W	73-72
1-8	at Augusta*	W	80-75
1-10	LIBERTY	W	94-85
1-13	at College of Charleston	L	56-71
1-15	BAPTIST (CHAR. SOUTH.)*	W	74-59
1-20	UNC ASHEVILLE*	W	83-74
1-22	WESTERN CAROLINA	L	79-85
1-24	SOUTH ALABAMA	W	82-70
1-27	at Radford*	W	63-53
1-29	at Winthrop*	W	78-49
2-1	CAMPBELL*	W	85-62
2-3	at UNC Asheville*	W	68-63
2-5	ERSKINE	W	95-61
2-7	at Baptist (Char. Southern)*	W	89-77
2-10	RADFORD*	W	92-78
2-12	at Liberty	W	68-66
2-17	AUGUSTA*	W	97-74
2-21	WINTHROP*	W	83-67
2-24	at Campbell*	L	56-66
3-2	at Winthrop \$	W	62-49

3-3	vs. UNC Asheville \$	W	76-73
# Tampa Tribune-South Florida Invit. (Tampa, FL)			
\$ Big South Tournament (Rock Hill, SC)			

1990-91

**RECORD: 24-8, 13-1 BIG SOUTH
COACH: RUSS BERGMAN
BIG SOUTH REGULAR SEASON CHAMPION
BIG SOUTH TOURNAMENT CHAMPION
NCAA TOURNAMENT**

Date	Opponent	W/L	Score
11-24	vs. Wright State #	W	83-69
11-25	vs. Princeton #	L	39-42
11-28	COLLEGE OF CHARLESTON	W	56-54
12-3	SOUTH CAROLINA STATE	W	68-57
12-6	at The Citadel	W	79-71
12-17	at George Mason	W	66-65
12-20	at Western Carolina	W	80-74
12-28	vs. Louisiana Tech ^	L	81-86
12-29	vs. George Mason ^	L	61-70
1-7	at North Carolina State	L	78-86
1-8	at UNC Charlotte	L	74-93
1-12	at Davidson*	W	55-48
1-14	CHARLESTON SOUTHERN*	W	86-70
1-19	at College of Charleston	L	57-60
1-21	AUGUSTA*	W	85-80
1-24	at Campbell*	W	75-62
1-26	RADFORD*	W (ot)	78-76
1-28	WINTHROP*	W	76-58
1-31	UNC ASHEVILLE*	W	84-74
2-2	YOUNGSTOWN STATE	W	79-66
2-4	at Charleston Southern*	W	60-51
2-9	at Radford*	W	84-66
2-11	DAVIDSON*	W	64-52
2-14	at UNC Asheville*	W	91-67
2-16	at Augusta*	L (ot)	74-75
2-20	at Winthrop*	W	59-46
2-23	CAMPBELL*	W	91-58
2-28	vs. Campbell \$	W	83-46
3-1	vs. Davidson \$	W	58-55
3-2	vs. Augusta \$	W	89-54
3-6	at Jackson State @	W	78-59
3-14	vs. Indiana (#3) !	L	69-79

CSU/North Coast Tournament (Cleveland, OH)

^ Mich. St. Spartan Classic (East Lansing, MI)

\$ Big South Tournament (Anderson, SC)

@ NCAA Play-In Game (Jackson, MS)

! NCAA Southeast Regional (Louisville, KY)

1991-92

**RECORD: 12-19, 6-8 BIG SOUTH
COACH: RUSS BERGMAN**

Date	Opponent	W/L	Score
11-22	SHORTER	W	75-53
11-25	at South Carolina State	W	50-48
11-29	vs. Eastern Michigan #	L	58-76
11-30	vs. Idaho #	L (2ot)	77-83

12-1	vs. Santa Clara #	L	62-69
12-7	at Wisconsin	L	57-91
12-16	LIVINGSTONE	W	77-69
12-19	at Evansville	L	57-80
12-21	at Montana	L	52-74
12-27	vs. Texas Christian %	L	67-93
12-28	vs. Morehead State %	L	73-87
1-4	at UNC Charlotte	L	61-76
1-8	DAVIDSON*	W	79-62
1-11	at College of Charleston	L	44-84
1-15	BELMONT ABBEY	W	66-58
1-18	UNC ASHEVILLE*	W	93-85
1-20	RADFORD*	L	56-58
1-25	at Liberty*	L	71-72
1-27	CAMPBELL*	L	54-55
2-1	at Radford*	L	65-68
2-3	at UNC Asheville*	L	62-66
2-6	at Charleston Southern*	W	50-48
2-8	TENNESSEE-TEMPLE	W	97-85
2-10	WINTHROP*	W	74-61
2-13	at Davidson*	W	72-65
2-17	COLLEGE OF CHARLESTON	W	74-65
2-22	at Winthrop*	W	48-44
2-24	CHARLESTON SOUTHERN*	L	59-70
2-27	LIBERTY*	L	58-68
2-29	at Campbell*	L	56-68
3-5	vs. Charleston Southern \$	L	54-58

* Big South Conference Game

Great Alaska Shootout (Anchorage, AK)

% All-College Tournament (Oklahoma City, OK)

\$ Big South Tournament (Anderson, SC)

• 1992-93 •

RECORD: 22-10, 12-4 BIG SOUTH
COACH: RUSS BERGMAN
NCAA TOURNAMENT

Date	Opponent	W/L	Score
12-1	METHODIST	W	101-51
12-5	BRYAN	W	112-88
12-10	at Boston	W (ot)	85-78
12-12	at Boston College	L	65-69
12-18	vs. Northeast Louisiana %	W	77-68
12-19	at Hawaii %	L	62-66
12-28	at Arkansas	L	74-93
1-2	SOUTH CAROLINA STATE	W	90-75
1-6	at College of Charleston	L	60-65
1-9	at Liberty*	W (ot)	66-65
1-11	at Radford*	L	83-84
1-14	UMBC*	W	115-98
1-16	TOWSON STATE*	L	74-77
1-18	at Missouri	L	69-94
1-23	LIBERTY*	L (ot)	74-81
1-25	at UNC Asheville*	W	65-59
1-28	COLLEGE OF CHARLESTON	W	58-57
1-30	RADFORD*	W (ot)	96-94
2-3	CHARLESTON SOUTHERN*	W	84-68
2-6	at Towson State*	L	69-74

2-8	at UMBC*	W	91-73
2-11	BELMONT ABBEY	W	93-62
2-13	at Winthrop*	W	74-70
2-15	UNC ASHEVILLE*	W	100-68
2-18	at Campbell*	W	71-66
2-22	at Charleston Southern*	W	45-37
2-24	WINTHROP*	W	79-64
2-27	CAMPBELL*	W	80-50
3-4	at Charleston Southern \$	W	79-66
3-5	vs. UMBC \$	W	66-59
3-6	vs. Winthrop \$	W	78-65
3-19	vs. Michigan (#3) ^	L	53-84

% Hawaii Pre-Holiday Tournament (Honolulu, HI)

\$ Big South Tournament (North Charleston, SC)

^ NCAA West Regional (Tuscon, AZ)

• 1993-94 •

RECORD: 15-11, 10-8 BIG SOUTH
COACH: RUSS BERGMAN

Date	Opponent	W/L	Score
11-30	at Francis Marion	W	73-59
12-4	at Virginia Tech	L	54-88
12-6	ALDERSON-BROADDUS	W	98-67
12-11	at South Carolina	W	88-74
12-18	at South Carolina State	W	85-84
12-27	vs. George Washington #	L	68-87
12-28	vs. Southern #	W	85-71
1-3	at Evansville	L	56-89
1-8	at Winthrop*	W	70-60
1-10	UNC ASHEVILLE*	W	80-76
1-12	UNC GREENSBORO*	L	77-82
1-15	at Towson State*	L	74-80
1-17	at UMBC*	L	81-86
1-22	RADFORD*	L	56-69
1-24	LIBERTY*	W	86-75
1-29	CAMPBELL*	W	74-71
1-31	at Charleston Southern*	W	76-68
2-5	WINTHROP*	W	99-76
2-7	at UNC Asheville*	W	58-44
2-9	at UNC Greensboro*	L	64-85
2-12	TOWSON STATE*	W	105-89
2-14	UMBC*	W	74-64
2-19	at Radford*	L	64-80
2-21	at Liberty*	W	84-81
2-24	CHARLESTON SOUTHERN*	L (ot)	87-88
2-26	at Campbell*	L	68-74

USF&G Sugar Bowl Classic (New Orleans, La.)

• 1994-95 •

RECORD: 6-20, 3-13 BIG SOUTH
COACH: MICHAEL HOPKINS

Date	Opponent	W/L	Score
11-26	at UNC Wilmington	L	65-66
11-28	at Georgia Tech (#22)	L	78-90
12-1	at UNC Charlotte	L	72-101
12-9	vs. Miami (Ohio) #	L	62-69
12-10	vs. Morehead State #	L	63-89

12-17	FRANCIS MARION	W	80-75
12-22	COLLEGE OF CHARLESTON	L	72-75
12-31	SOUTH CAROLINA STATE	W	75-68
1-7	WINTHROP*	W (ot)	103-94
1-9	at UNC Asheville*	L	55-78
1-11	at UNC Greensboro*	L	68-79
1-14	TOWSON STATE*	W	89-87
1-16	UMBC*	W	85-80
1-21	at Radford*	L	84-88
1-23	at Liberty*	L	69-88
1-26	at East Carolina	L	62-85
1-30	CHARLESTON SOUTHERN*	L	63-80
2-1	at Winthrop*	L	62-76
2-4	ERSKINE	W	88-64
2-6	UNC ASHEVILLE*	L	66-75
2-8	UNC GREENSBORO*	L	68-87
2-11	at Towson State*	L	69-92
2-13	at UMBC*	L	57-70
2-18	RADFORD*	L	61-63
2-20	LIBERTY*	L	64-65
2-23	at Charleston Southern*	L	77-91

Indiana University Classic (Bloomington, IN)

• 1995-96 •

RECORD: 5-21, 1-13 BIG SOUTH
COACH: MICHAEL HOPKINS

Date	Opponent	W/L	Score
11-25	MONTREAT	W	78-59
11-28	at Virginia Tech (#22)	L	49-93
12-2	at Dayton	L	62-80
12-6	ALLEN	W	91-64
12-9	EAST CAROLINA	L	62-74
12-17	at Auburn	L	66-82
12-19	at Georgia Southern	W	61-59
12-22	HAMPTON (MB Conv. Ctr.)	W	87-80
1-2	at College of Charleston	L	52-72
1-6	at Furman	L	50-72
1-8	UNC ASHEVILLE* (MB Conv.)	L	66-77
1-13	at UNC Greensboro*	L	60-85
1-15	at Winthrop*	L	78-84
1-20	RADFORD	L	55-64
1-22	LIBERTY*	L	62-67
1-24	CHARLESTON SOUTHERN*	L	78-91
1-27	at UMBC*	L (ot)	67-73
2-3	WINTHROP*	W	71-63
2-5	at UNC Asheville*	L	86-93
2-10	UNC GREENSBORO*	L	62-75
2-12	at Charleston Southern*	L	64-74
2-16	at Radford*	L	68-87
2-19	at Liberty*	L	57-71
2-21	at Hampton	L	66-95
2-24	UMBC*	L	75-80
2-29	vs. UNC Greensboro \$	L	67-78

\$ Big South Tournament (Lynchburg, VA)

• 1996-97 •

RECORD: 11-16, 6-8 BIG SOUTH
COACH: MICHAEL HOPKINS

Date	Opponent	W/L	Score
11-23	at Clemson (#12)	L	47-70
11-26	WINGATE	L	58-59
11-29	at Ball State #	L	58-93
11-30	vs. Southwest Texas St. #	L	58-74
12-4	MOUNT OLIVE	W	70-56
12-7	at Virginia Tech	L	45-63
12-14	LEES-MCRAE	W	74-60
12-16	at Marquette	L	42-66
12-21	FURMAN	W	83-81
12-28	at Chattanooga %	L (ot)	69-75
12-29	vs. Central Florida %	W (2ot)	77-71
1-2	GEORGIA SOUTHERN	W	61-21
1-9	at Charleston Southern*	W	92-82
1-11	at Winthrop*	W	82-76
1-18	UMBC*	W	73-58
1-20	at UNC Asheville*	L	64-81
1-25	at Radford*	L	72-77
1-27	at Liberty*	L	63-78
1-30	UNC ASHEVILLE*	W	70-60
2-1	UNC GREENSBORO*	L	58-66
2-3	CHARLESTON SOUTHERN*	L	53-72
2-7	at UMBC*	W	55-46
2-15	LIBERTY*	L	50-66
2-17	RADFORD*	L	62-73
2-20	WINTHROP*	L	61-69
2-22	at UNC Greensboro*	W	69-65
2-26	vs. Charleston Southern \$	L	51-67

Cardinal Varsity Club Classic (Muncie, IN)

% Dr. Pepper Classic (Chattanooga, TN)

\$ Big South Tournament (Lynchburg, VA)

• 1997-98 •

RECORD: 8-19, 4-8 BIG SOUTH
COACH: MICHAEL HOPKINS

Date	Opponent	W/L	Score
11-23	at East Tennessee State	L	41-61
11-25	CAMPBELL	L	58-69
11-29	at Florida	L	44-62
12-3	MERCER	W	68-63
12-6	at Kansas State	L	72-101
12-13	NEWBERRY	W	58-47
12-17	at Georgia Tech	L	63-100
12-20	EAST TENNESSEE STATE	W (ot)	67-61
12-22	UNC WILMINGTON	L	45-68
12-29	at Toledo #	L	51-67
12-30	vs. Troy State #	L	60-74
1-4	ST. JOSEPH (VT)	W	88-45
1-8	CHARLESTON SOUTHERN*	W	96-86
1-10	WINTHROP*	W (ot)	63-60
1-13	at Elon	L	61-69
1-17	at UMBC*	L	62-78
1-19	at UNC Asheville*	L	58-78
1-24	RADFORD*	W	61-55

1-26	LIBERTY*	L	62-66
1-29	UNC ASHEVILLE*	L	60-66
2-2	at Charleston Southern*	L	61-70
2-7	UMBC*	W	66-62
2-14	at Liberty*	L	56-66
2-16	at Radford*	L	64-81
2-19	at Winthrop*	L	52-62
2-21	ELON	L	68-73
2-25	at Liberty \$	L	70-78

MVP Holiday Classic (Toledo, OH)

\$ Big South Tournament (Lynchburg, VA)

• 1998-99 •

RECORD: 7-20, 4-6 BIG SOUTH
COACH: PETE STRICKLAND

Date	Opponent	W/L	Score
11-14	ST. ANDREWS	W	83-76
11-21	at North Carolina State	L	56-81
11-24	at Campbell	L	81-90
11-28	at Mercer	L	73-77
11-30	at Florida	L	68-110
12-3	NEWBERRY	W	71-57
12-5	USC AIKEN	L	56-57
12-16	at Wake Forest	L	46-73
12-21	THE CITADEL	L	68-76
12-23	at Virginia Tech	L	65-85
1-6	at UNC Greensboro	L	62-79
1-9	ELON	L	61-64
1-13	HIGH POINT	W	90-81
1-15	at Liberty*	W	89-68
1-18	at Radford*	L	75-104
1-23	at UNC Asheville	L	67-94
1-27	WINTHROP*	L	61-74
1-30	CHARLESTON SOUTHERN*	L (ot)	93-98
2-1	at Elon	L	82-85
2-3	COLLEGE OF CHARLESTON	L	65-75
2-6	RADFORD*	L	67-82
2-8	LIBERTY*	W	87-75
2-11	at Winthrop*	L	68-85
2-13	UNC ASHEVILLE*	W	81-73
2-17	at High Point*	L	64-81
2-20	at Charleston Southern*	W	89-82
2-24	vs. Charleston Southern \$	L	67-87

\$ Big South Tournament (Asheville, NC)

• 1999-2000 •

RECORD: 10-18, 7-7 BIG SOUTH
COACH: PETE STRICKLAND

Date	Opponent	W/L	Score
11-20	JACKSONVILLE	L	84-88
11-23	at The Citadel	W	68-60
11-27	at Fairleigh Dickinson	L	65-68
12-1	UNC GREENSBORO	L	76-78
12-4	GEORGE MASON	L	66-72
12-11	at Dayton	L	79-104
12-13	at Ohio State (#13)	L	75-83
12-16	at Furman	L	75-97

12-20	CAMPBELL	W	91-79
12-30	at Georgetown	L	57-85
1-2	at Maryland (#14)	L	48-100
1-10	at American	W	74-73
1-15	at Elon*	L	73-75
1-17	at High Point*	W	73-68
1-19	at College of Charleston	L	55-69
1-22	LIBERTY*	W	83-71
1-24	RADFORD*	L	65-67
1-27	at Winthrop*	L	70-83
1-30	at Charleston Southern*	W	76-69
2-2	UNC ASHEVILLE*	W	74-73
2-5	HIGH POINT*	W	75-67
2-7	ELON*	W	57-49
2-12	at Liberty*	L	52-58
2-14	at Radford*	L	72-73
2-20	at UNC Asheville*	L	80-88
2-23	WINTHROP*	W	73-58
2-26	CHARLESTON SOUTHERN*	L	69-71
3-1	vs. Charleston Southern \$	L	71-83

\$ Big South Tournament (Asheville, NC)

• 2000-01 •

RECORD: 8-20, 6-8 BIG SOUTH
COACH: PETE STRICKLAND

Date	Opponent	W/L	Score
11-18	at Jacksonville	L	69-88
11-20	at Virginia (#25)	L	78-117
11-25	FURMAN	L	67-81
11-28	at Georgia	L	69-102
12-2	AMERICAN	W	72-66
12-9	at Winthrop*	L	49-66
12-12	at Georgetown (#23)	L	60-78
12-14	at Campbell	L (ot)	72-75
12-16	FAIRLEIGH DICKINSON	L	56-66
12-20	at George Mason	L	65-81
12-22	THE CITADEL	W	85-74
12-30	CLEMSON	L	68-81
1-2	at Missouri	L	61-75
1-13	at Radford*	L (ot)	97-104
1-15	at Liberty*	W	71-65
1-20	ELON*	W	75-60
1-22	HIGH POINT*	W	71-67
1-26	CHARLESTON SOUTHERN*	W (ot)	74-72
1-29	COLLEGE OF CHARLESTON	L	53-66
1-31	at UNC Asheville*	L (ot)	95-97
2-3	LIBERTY*	W	68-64
2-5	RADFORD*	L	74-77
2-10	at High Point*	L	58-60
2-12	at Elon*	L	74-77
2-17	UNC ASHEVILLE*	L	74-77
2-21	WINTHROP*	L	77-83
2-24	at Charleston Southern*	W	88-77
3-1	vs. Charleston Southern \$	L	64-77

\$ Big South Tournament (Roanoke, VA)

◦ 2001-02 ◦

RECORD: 8-20, 5-9 BIG SOUTH
COACH: PETE STRICKLAND

Date	Opponent	W/L	Score
11-17	at Xavier	L	41-72
11-21	at Georgetown (#14)	L	51-76
11-24	WESTERN CAROLINA	W	79-73
11-30	at Clemson	L	54-83
12-1	at College of Charleston	L	47-64
12-4	EAST TENNESSEE STATE	L	71-85
12-9	SOUTH CAROLINA STATE	L	81-89
12-15	at Old Dominion	L	67-81
12-21	CAMPBELL	W	67-56
12-29	at The Citadel	L	62-74
1-2	at Navy	L	71-90
1-5	at High Point*	L	71-87
1-7	at Elon*	L	80-91
1-12	RADFORD*	L	71-82
1-14	LIBERTY*	L	80-86
1-19	BIRMINGHAM-SOUTHERN	W	74-67
1-23	UNC ASHEVILLE*	W	88-78
1-26	at Charleston Southern*	W	77-73
1-31	WINTHROP*	L	49-68
2-2	at Liberty*	W	58-54
2-4	at Radford*	L	60-76
2-7	ELON*	W	80-75
2-9	HIGH POINT*	W	98-76
2-11	at Birmingham-Southern	L	80-88
2-16	at UNC Asheville*	L	81-92
2-18	at Winthrop*	L	74-100
2-22	CHARLESTON SOUTHERN*	L	69-78
2-28	vs. Radford	L	66-81

§ Big South Tournament (Roanoke, VA)

◦ 2002-03 ◦

RECORD: 13-15, 5-9 BIG SOUTH
COACH: PETE STRICKLAND

Date	Opponent	W/L	Score
11-22	at Western Carolina	W	77-72
11-24	at Florida (#7)	L	45-88
11-27	at South Carolina State	W	68-53
11-30	at Campbell	L	49-65
12-2	at Georgetown	L	60-87
12-7	NAVY	W	63-59
12-18	NEWBERRY	W	67-48
12-20	at East Tennessee State	L	82-93
12-23	EAST CAROLINA	W	90-71
12-29	LEES-MCRAE	W	70-60
12-31	at Clemson	L	63-90
1-2	BIRMINGHAM-SOUTHERN	W	74-64
1-8	at Winthrop*	W	64-50
1-11	at High Point*	W	77-75
1-13	at Elon*	L	60-63
1-18	CHARLESTON SOUTHERN*	L	69-72
1-20	RADFORD*	L	73-77
1-25	LIBERTY*	L	54-55
1-30	at UNC Asheville*	L	76-80

2-1	at Birmingham-Southern*	W	65-59
2-8	WINTHROP*	W	72-66
2-10	HIGH POINT*	W	89-71
2-15	at Radford*	L	58-65
2-17	at Liberty*	L	73-79
2-22	UNC ASHEVILLE*	W	68-55
2-26	ELON*	L	53-75
3-1	at Charleston Southern*	L (ot)	66-70
3-4	at Liberty §	L (ot)	61-63

§ Big South Tournament (Lynchburg, VA)

◦ 2003-04 ◦

RECORD: 14-15, 8-8 BIG SOUTH
COACH: PETE STRICKLAND

Date	Opponent	W/L	Score
11-22	at Marist %	W	74-70
11-23	vs Yale %	L	65-70
11-25	at Georgetown	L	68-81
11-29	at East Carolina	L	59-76
12-6	COLLEGE OF CHARLESTON	L	72-73
12-14	ST. ANDREWS	W	91-83
12-18	UNC GREENSBORO	W	77-72
12-20	CAMPBELL	W	84-55
12-22	at Virginia	L	74-89
12-28	LEES-MCRAE	W	115-50
12-30	at North Carolina (#9)	L	72-105
1-3	LIBERTY*	W	67-65
1-5	HIGH POINT*	L	69-75
1-8	at Birmingham-Southern*	W	77-71
1-13	at Charleston Southern*	W	66-61
1-17	WINTHROP*	L	65-66
1-19	UNC ASHEVILLE*	W	73-65
1-24	at Radford*	L (ot)	76-77
1-26	at VMI*	W	49-32
1-31	BIRMINGHAM-SOUTHERN*	L (ot)	68-76
2-4	at Winthrop*	L	50-51
2-7	at Liberty*	L	65-79
2-9	at High Point*	W	73-52
2-14	VMI*	W	60-44
2-16	RADFORD*	L	75-84
2-21	at UNC Asheville*	L	68-72
2-28	CHARLESTON SOUTHERN*	W	69-53
3-2	RADFORD §	W	67-62
3-4	at Liberty §	L	73-88

% - Pepsi/Marist Classic (Poughkeepsie, N.Y.)
§ - Big South Tournament (Home Sites)

◦ 2004-05 ◦

RECORD: 10-19, 7-9 BIG SOUTH
COACH: PETE STRICKLAND

Date	Opponent	W/L	Score
11-19	at Indiana State	L	46-70
11-21	at Evansville	L	80-87
11-23	at UNC Greensboro	L	73-79
11-26	at Hawaii	L	65-72
11-28	at Chaminade	L	61-70
12-04	EASTERN KENTUCKY	L	62-77

12-12	COKER	W	86-50
12-15	JACKSONVILLE STATE	W	88-78
12-18	UNC WILMINGTON	L	61-64
12-22	at College of Charleston	L	69-87
12-29	OHIO NORTHERN	W	63-45
1-2	at Tennessee	L	51-83
1-5	WINTHROP*	W	76-68
1-8	at Radford*	L	82-93
1-10	at VMI	W	79-68
1-15	LIBERTY*	L	64-71
1-17	HIGH POINT*	L	64-79
1-22	at Winthrop*	L	66-80
1-24	at Birmingham-Southern*	W	69-68
1-31	UNC ASHEVILLE*	W	70-54
2-3	at Charleston Southern	L	62-64
2-5	VMI*	W	75-70
2-7	RADFORD*	W	79-61
2-12	at High Point*	L	72-79
2-14	at Liberty*	L	68-72
2-18	at UNC Asheville*	L	71-83
2-21	CHARLESTON SOUTHERN*	W	57-54
2-26	BIRMINGHAM-SOUTHERN*	L	55-68
3-1	at Winthrop §	L	62-74

§ - Big South Tournament (Home Sites)

◦ 2005-06 ◦

RECORD: 20-10, 12-4 BIG SOUTH
COACH: BUZZ PETERSON

Date	Opponent	W/L	Score
11-21	at Jacksonville State	L	71-82
11-26	at Wisconsin	L	54-92
11-30	COKER	W	70-35
12-3	at Minnesota	L	57-75
12-11	JACKSONVILLE	W	81-66
12-14	SOUTH CAROLINA STATE	W	72-57
12-17	at UNC Wilmington	L	50-79
12-19	CHOWAN	W	81-59
12-28	OHIO VALLEY	W	109-76
12-30	at Eastern Kentucky	L	51-60
1-3	ST. ANDREWS	W	84-70
1-7	at VMI*	L	77-88
1-9	at High Point*	L	62-82
1-14	at Birmingham-Southern*	L	64-77
1-16	UNC ASHEVILLE*	W	84-72
1-19	CHARLESTON SOUTHERN*	W	63-62
1-21	RADFORD*	L (ot)	69-70
1-24	at Winthrop*	W	64-57
1-28	LIBERTY*	W	72-60
2-4	WINTHROP*	W	64-50
2-6	HIGH POINT*	W	78-60
2-9	at Charleston Southern*	W	71-69
2-13	at UNC Asheville*	W	88-70
2-18	BIRMINGHAM-SOUTHERN*	W	69-59
2-20	VMI*	W	76-63
2-23	at Liberty*	W	78-61
2-25	at Radford*	W	84-75
2-28	UNC ASHEVILLE §	W	78-62

3-2	vs. Charleston Southern #	W	73-67
3-4	at Winthrop #	L	50-51

\$ = Big South Quarterfinals (Home Sites)
= Big South Championship (Rock Hill, SC)

• 2006-07 •

**RECORD: 15-15, 7-7 BIG SOUTH
COACH: BUZZ PETERSON**

Date	Opponent	W/L	Score
11-11	at Xavier	L	46-79
11-16	at Campbell	L	63-83
11-19	WRIGHT STATE	W (2ot)	70-63
11-22	ASBURY	W	93-64
11-29	SOUTHERN VIRGINIA	W	104-62
12-10	at Jacksonville	L	72-85
12-13	at South Carolina State	L (ot)	80-81
12-16	BREVARD	W	85-46
12-18	COLLEGE OF CHARLESTON	L	49-70
12-21	at Florida State	L	65-78
12-29	ST. ANDREWS	W	74-54
1-2	MCNEESE STATE	W	81-67
1-6	CHARLESTON SOUTHERN*	W	66-54
1-8	at UNC Asheville*	W	68-60
1-10	SAVANNAH STATE	W	83-56
1-13	at Radford*	L	76-80
1-15	at VMI*	W	99-97
1-20	LIBERTY*	W	70-65
1-22	HIGH POINT*	L	56-59
1-27	at Winthrop*	L	63-65
1-29	at Charleston Southern*	L	77-86
2-1	at Savannah State	L	65-66
2-3	VMI*	W	108-99
2-5	RADFORD*	W	85-67
2-10	at High Point*	L	63-71
2-12	at Liberty*	W	77-76
2-17	CANISIUS*	W	83-66
2-22	UNC ASHEVILLE*	L	77-82
2-24	WINTHROP*	L	69-83
2-27	UNC ASHEVILLE \$	L	64-77

\$ Big South Tournament (Home Sites)

• 2007-08 •

**RECORD: 13-15, 6-8 BIG SOUTH
COACH: CLIFF ELLIS**

Date	Opponent	W/L	Score
11-9	NORTH GREENVILLE	W	95-76
11-13	CAMPBELL	W	85-76
11-16	at Cincinnati	L	59-74
11-19	at Wright State	L	48-71
11-21	ANDERSON	W	85-45
11-26	at Houston	L	79-86
12-7	PRESBYTERIAN	W	61-54
12-9	at UNC Wilmington	L	68-80
12-15	at Canisius	L	62-88
12-19	UNC WILMINGTON	W	90-86
12-22	GEORGIA STATE	W	79-68
1-2	at East Carolina	L	64-89

1-5	SUSQUEHANNA	W	83-72
1-12	RADFORD*	W	76-75
1-14	VMI*	L	100-107
1-19	at High Point*	W	66-61
1-21	at Liberty*	L	59-78
1-26	at Winthrop*	L	43-65
1-28	UNC ASHEVILLE*	L	52-56
2-2	CHARLESTON SOUTHERN*	W (ot)	85-78
2-6	WINTHROP*	W	50-49
2-9	at VMI*	L	83-88
2-11	at Radford*	W	65-61
2-16	LIBERTY*	L	51-65
2-18	HIGH POINT*	W	56-55
2-27	at UNC Asheville*	L	72-78
3-1	at Charleston Southern*	L	64-65
3-4	at High Point\$	L	56-59

\$ Big South Tournament (Home Sites)

• 2008-09 •

**RECORD: 13-15, 6-8 BIG SOUTH
COACH: CLIFF ELLIS**

Date	Opponent	W/L	Score
11-15	COKER	L	59-80
11-18	at Savannah State	L	65-66
11-22	at Florida State \$	L	70-82
11-24	at Cincinnati \$	L	56-82
11-28	vs. Western Illinois \$	W (ot)	69-60
11-29	vs. North Carolina A&T \$	L	60-72
12-3	PRESBYTERIAN*	L (ot)	53-56
12-13	SOUTHERN VIRGINIA	W	89-59
12-14	UVA-WISE	W	90-51
12-17	at College of Charleston	L	58-73
12-20	at Georgia State	W	69-52
12-28	EAST CAROLINA	W	63-55
12-30	EMMANUEL (Ga.)	W	87-55
1-3	HIGH POINT*	W	82-69
1-5	RADFORD*	L	52-68
1-10	at VMI*	L	102-103
1-12	at Liberty*	L	55-68
1-17	at Gardner-Webb*	L	55-77
1-19	UNC ASHEVILLE*	W	64-57
1-24	WINTHROP*	W	78-69
1-28	GARDNER-WEBB*	L	74-79
1-31	CHARLESTON SOUTHERN*	L	69-71
2-4	at Presbyterian*	L	62-65
2-7	at High Point*	W	70-68
2-9	at Radford*	L (ot)	67-71
2-14	VMI*	W	100-97
2-16	LIBERTY*	L	82-85
2-21	at UNC Asheville*	L	63-74
2-26	at Charleston Southern*	L	59-63
2-28	at Winthrop*	L	50-70
3-3	at VMI #	L	76-96

\$ Global Sports Classic (Home Sites and Las Vegas, Nev.)

Big South Tournament (Home Sites)

• 2009-10 •

**RECORD: 28-7, 15-3 BIG SOUTH
BIG SOUTH REGULAR SEASON CHAMPION
COACH: CLIFF ELLIS**

Date	Opponent	W/L	Score
11-13	COLLEGE OF CHARLESTON	W	70-59
11-16	at Duke^ (#9)	L	49-74
11-17	vs. Elon^	W	69-46
11-21	VOORHEES	W	99-56
11-23	vs. Indiana State%	W	77-62
11-24	vs. Cal State Northridge%	L	69-76
11-18	ALLEN	W	97-44
12-3	at VMI*	W	111-97
12-5	at Liberty*	W	73-58
12-12	BRIDGEWATER	W	91-42
12-15	at Georgia Southern	W	69-58
12-19	SAVANNAH STATE	W	91-70
12-27	CORNELL COLLEGE	W	79-48
12-29	GEORGIA SOUTHERN	W	76-64
1-2	WINTHROP*	W	57-47
1-4	PRESBYTERIAN*	W	76-62
1-7	at UNC Asheville*	W	58-57
1-9	at Gardner-Webb*	W	80-64
1-14	RADFORD*	L	52-62
1-16	HIGH POINT*	W	75-58
1-23	at Charleston Southern*	W	64-56
1-28	at Presbyterian*	W	64-46
1-30	at Winthrop*	L	64-67
2-4	GARDNER-WEBB*	W	96-60
2-6	UNC ASHEVILLE*	W	98-62
2-11	at High Point*	L	65-69
2-13	at Radford*	W	52-51
2-15	at North Carolina Central	W	68-57
2-20	CHARLESTON SOUTHERN*	W	47-37
2-25	LIBERTY*	W	71-48
2-27	VMI*	W	82-73
3-2	VMI@	W	82-73
3-4	UNC ASHEVILLE@	W	92-73
3-6	WINTHROP@	L	53-64
3-16	at UAB\$	L	49-65

^ NIT Season Tip-Off (Durham, N.C.)

& NIT Season Tip-Off (Bowling Green, Ky.)

@ Big South Tournament (Conway, S.C.)

\$ NIT First Round (Birmingham, Ala.)

• 2010-11 •

**RECORD: 28-6, 16-2 BIG SOUTH
BIG SOUTH REGULAR SEASON CHAMPION
COACH: CLIFF ELLIS**

Date	Opponent	W/L	Score
11-12	PIEDMONT COLLEGE	W	112-52
11-13	LaGRANGE COLLEGE	W	79-40
11-16	at College of Charleston	L	67-83
11-18	vs. Georgetown^ (#20)	L	61-80
11-19	vs. USC Upstate^	W	71-50
11-21	vs. Charlotte^	W (2ot)	79-75
11-23	NORTH CAROLINA WESLEYAN	W	96-56

11-27	THE CITADEL	W	72-64
12-4	CHARLESTON SOUTHERN*	W	73-71
12-13	at LSU	W (ot)	78-69
12-18	vs. East Carolina%	W	59-58
12-20	THOMAS MORE	W	125-70
12-31	RADFORD*	W	77-59
1-2	HIGH POINT*	W	78-60
1-6	at VMI*	W	109-87
1-8	at Liberty*	W	70-67
1-13	WINTHROP*	W	74-69
1-15	PRESBYTERIAN*	W	60-42
1-20	at UNC Asheville*	W	80-59
1-22	at Gardner-Webb*	W	58-55
1-27	at High Point*	W	82-58
1-29	at Radford*	W	86-63
2-3	LIBERTY*	W	77-71
2-5	VMI*	W	99-86
2-10	at Presbyterian*	W	61-41
2-12	at Winthrop*	W	61-56
2-15	GARDNER-WEBB*	L	57-59
2-17	NORTH CAROLINA CENTRAL	W	94-59
2-22	UNC ASHEVILLE	L	58-61
2-26	at Charleston Southern*	W	81-77
3-1	GARDNER-WEBB@	W	83-72
3-3	VMI@	W	89-81
3-5	UNC ASHEVILLE@	L	47-60
3-15	at Alabama\$	L	44-68

^ - Charleston Classic (Charleston, S.C.)

% - at Myrtle Beach Convention Center

* - Big South Conference game

@ - Big South Tournament (Conway, S.C.)

\$ - NIT First Round (Tuscaloosa, Ala.)

2011-12

RECORD: 19-12, 12-6 BIG SOUTH
COACH: CLIFF ELLIS

Date	Opponent	W/L	Score
11-11	COVENANT	W	96-54
11-12	METHODIST	W	104-61
11-15	LSU	W	71-63
11-18	SPALDING	W	87-43
11-22	at Clemson	W	60-59
11-26	at FIU	L	62-64
12-1	VMI*	W	87-78
12-3	LIBERTY*	W	78-68
12-6	at The Citadel	W	80-58
12-16	LYNCHBURG	W	86-61
12-19	at East Carolina	L	51-76
12-22	COLLEGE OF CHARLESTON	L	70-77
12-31	at High Point*	W	55-52
1-2	at Campbell*	L (ot)	65-70
1-7	at Charleston Southern*	W (ot)	80-77
1-12	GARDNER-WEBB*	W	65-63
1-14	PRESBYTERIAN*	W	81-63
1-17	at UNC Asheville*	L	81-88
1-21	RADFORD*	W	82-62
1-26	at Presbyterian*	W	52-49

1-28	at Gardner-Webb*	W	70-56
2-4	CHARLESTON SOUTHERN*	W	71-58
2-7	CAMPBELL*	L	75-81
2-9	HIGH POINT*	L	65-70
2-11	at Winthrop*	L	57-67
2-14	UNC ASHEVILLE*	W	74-69
2-18	TENNESSEE TECH^	L	71-77
2-23	at Liberty*	L	57-61
2-25	at VMI*	W	81-64
2-29	vs. VMI@	L	68-85
3-13	at Old Dominion\$	L	66-68

^ - Sears BracketBusters (Conway, S.C.)
* - Big South Conference game
@ - Big South Tournament (Asheville, N.C.)
\$ - CollegenInsider.com Tournament (Norfolk, Va.)

2012-13

RECORD: 14-15, 9-7 BIG SOUTH
COACH: CLIFF ELLIS

Date	Opponent	W/L	Score
11-9	AKRON	W (ot)	74-70
11-13	at Ole Miss	L	72-90
11-15	at Tennessee Tech	L	69-71
11-20	JOHNSON & WALES	W	96-40
11-24	FIU	L	77-87
11-28	at Boston University	L	44-74
12-6	BOSTON UNIVERSITY	L	63-69
12-13	TOCCOA FALLS	W	75-38
12-19	CLEMSON	W	69-46
12-22	at College of Charleston	L	51-60
12-30	GREENSBORO	W	85-65
1-5	at Longwood*	W	80-72
1-9	PRESBYTERIAN*	W	61-43
1-12	at Liberty*	L	56-64
1-16	at Gardner-Webb*	L	65-66
1-19	VMI*	W	72-49
1-23	at UNC Asheville*	L	60-63
1-26	CAMPBELL*	W	73-59
1-30	at Winthrop*	L	48-61
2-2	RADFORD*	W	62-52
2-6	CHARLESTON SOUTHERN*	W	73-53
2-9	at High Point*	L	62-74
2-13	at Presbyterian*	W	60-53
2-16	GARDNER-WEBB*	L	63-70
2-19	UNC ASHEVILLE*	W	65-64
2-23	at Western Carolina^	L	70-80
2-27	WINTHROP*	W	73-54
3-2	at Charleston Southern*	L	64-75
3-5	LIBERTY@	L	61-78

^ - Ramada Worldwide BracketBusters (Cullowhee, N.C.)

* - Big South Conference game

@ - Big South Tournament (Conway, S.C.)

2013-14

RECORD: 21-13, 11-5 BIG SOUTH
COACH: CLIFF ELLIS
BIG SOUTH SOUTH DIVISION CHAMPION
BIG SOUTH TOURNAMENT CHAMPION
NCAA TOURNAMENT

Date	Opponent	W/L	Score
11-8	at Akron	L	63-72
11-11	GUILFORD	W	76-49
11-16	OLE MISS	L	70-72
11-19	at Minnesota!	L	72-82
11-23	ST. FRANCIS BROOKLYN^	W	70-59
11-24	LOUISIANA^	L	69-73
11-29	at Clemson	L	40-69
12-4	WESTERN CAROLINA	W	76-68
12-5	N.C. WESLEYAN	W	89-54
12-14	REINHARDT	W	118-82
12-17	at S.C. State	L	78-83
12-21	at Central Connecticut	W	65-62
12-30	S.C. STATE	L	58-68
1-3	CENTRAL CONNECTICUT	W	86-67
1-8	at Charleston Southern*	L	58-70
1-11	at Gardner-Webb*	W	81-69
1-15	UNC ASHEVILLE*	W	81-78
1-18	WINTHROP*	L (OT)	72-73
1-22	at Presbyterian*	W	84-72
1-25	at Radford*	W	69-61
1-29	LIBERTY*	W	66-64
2-1	at Campbell*	W	61-58
2-5	HIGH POINT*	L	74-77
2-8	LONGWOOD*	W	67-58
2-12	at VMI*	W	83-78
2-15	GARDNER-WEBB*	W	75-60
2-19	at Winthrop*	L	65-75
2-22	at UNC Asheville*	L	85-100
2-26	PRESBYTERIAN*	W	70-51
3-1	CHARLESTON SOUTHERN*	W	63-61
3-7	CHARLESTON SOUTHERN#	W(2ot)	73-68
3-8	VMI#	W	66-62
3-9	WINTHROP#	W	76-61
3-21	Virginia (#3) \$	L	59-70

! - 2013 EA SPORTS Maui Invitational Opening Games

^ - 2013 EA SPORTS Maui on the Mainland Invitational (Conway, S.C.)

* - Big South Conference game

- Big South Tournament (Conway, S.C.)

\$ - NCAA Tournament (Raleigh, N.C.)

• 2014-15 •

RECORD: 24-10, 12-6 BIG SOUTH
COACH: CLIFF ELLIS
BIG SOUTH TOURNAMENT CHAMPION
NCAA TOURNAMENT

Date	Opponent	W/L	Score
11-14	TRINITY BAPTIST	W	79-36
11-16	at UCLA !	L	71-84
11-18	COLUMBIA INTERNATIONAL	W	82-51
11-22	PIEDMONT INTERNATIONAL	W	76-33
11-26	vs. Louisiana-Monroe ^	W	61-48
11-27	at Chattanoogaooga ^	L	67-78
12-2	SOUTH CAROLINA STATE	W	66-52
12-5	at Auburn	W	58-54
12-11	WARREN WILSON	W	85-40
12-14	at South Carolina State	W	57-43
12-18	at Ole Miss	L	68-71
12-21	at Central Arkansas	W	72-55
12-31	at High Point *	W	83-68
1-3	CHARLESTON SOUTHERN *	W	83-74
1-8	LONGWOOD *	W	76-70
1-10	at Liberty *	W	69-54
1-12	at Campbell *	W	70-67
1-17	GARDNER-WEBB *	L	67-82
1-22	at UNC Asheville *	L	65-75
1-24	PRESBYTERIAN COLLEGE *	W	63-52
1-28	WINTHROP *	L	68-75
1-31	at Gardner-Webb *	L	64-66
2-3	UNC ASHEVILLE *	W	68-56
2-6	HIGH POINT *	W	65-60
2-11	at Charleston Southern *	L	72-83
2-14	LIBERTY *	W	96-56
2-16	at Radford *	W	65-59
2-19	CAMPBELL *	W	81-57
2-23	at Longwood *	W	72-59
2-26	at Presbyterian College	L	69-80
3-6	UNC ASHEVILLE #	W	74-57
3-7	GARDNER-WEBB #	W	73-70
3-8	WINTHROP #	W	81-70
3-20	vs. Wisconsin (#3) \$	L	72-86

! - 2014 Battle 4 Atlantis Opening Round Game

^ - 2014 Battle 4 Atlantis Mainland Bracket (Chattanooga, Tenn.)

* - Big South Conference game

- Big South Tournament (Conway, S.C.)

\$ - NCAA Tournament (Omaha, Neb.)

• 2015-16 •

RECORD: 21-12, 12-6 BIG SOUTH
COACH: CLIFF ELLIS
CIT TOURNAMENT
CIT SEMIFINALS

Date	Opponent	W/L	Score
11-13	vs. Nevada!	L	56-73
11-15	at Hawai'i	L	63-74
11-18	GRACE BIBLE	W	104-67
11-21	PIEDMONT INTERNATIONAL	W	116-35
11-24	at College of Charleston	W	67-61
11-28	at Campbell	L	73-79
12-2	AUBURN	L	78-81
12-6	RADFORD *	W	63-58
12-9	NC WESLEYAN	W	98-73
12-14	at Wofford	W	71-63
12-18	at Wake Forest	L	77-83
12-20	ALABAMA STATE	W	68-65
12-31	at Gardner-Webb *	L	61-65
1-2	WINTHROP *	W	82-63
1-6	LIBERTY *	L	61-62
1-9	at Longwood	L	61-76
1-14	PRESBYTERIAN *	W	87-58
1-16	at High Point *	W	71-68
1-23	at Charleston Southern *	W	78-63
1-27	UNC ASHEVILLE *	Wot	68-66
1-30	CAMPBELL *	W	97-68
2-3	at Presbyterian *	W	69-66
2-6	at Radford *	W	72-60
2-11	HIGH POINT *	L	67-68
2-13	GARDNER-WEBB *	W	78-71
2-18	at Winthrop *	L	67-79
2-25	CHARLESTON SOUTHERN *	W	68-60
2-27	at UNC Asheville *	W	81-79
3-4	vs. Gardner-Webb #	L	65-69
3-16	MERCER \$	W	66-57
3-19	NEW HAMPSHIRE \$	W	71-62
3-23	GRAND CANYON \$	W	60-58
3-27	UC IRVINE \$	L	47-66

! - OUtigger Resorts Rainbow Classic (Honolulu, Hawai'i)

* - Big South Conference game

- Big South Tournament (Buies Creek, N.C.)

\$ - CIT Tournament (Conway, S.C.)

• 2016-17 •

RECORD: 20-19, 10-8 SUN BELT
COACH: CLIFF ELLIS
CBI TOURNAMENT
CBI FINALS

Date	Opponent	W/L	Score
11-11	at Alabama	L	53-70
11-14	COLLEGE OF CHARLESTON	L	64-71
11-16	COPPIN STATE	W	89-59
11-19	at Brigham Young	L	65-81
11-21	vs. South Utah !	W	83-68
11-23	at Wake Forest	L	74-86
11-29	CHATTANOOGA	L	52-68
11-30	METHODIST	W	88-59
12-3	UNC ASHEVILLE	L	77-79 (OT)
12-5	PIEDMONT INTERNATIONAL	W	100-63
12-10	NORTH CAROLINA CENTRAL	W	70-67
12-15	at Auburn	L	72-117
12-19	WOFFORD	L	74-75
12-31	at Texas Arlington *	L	69-90
1-2	at Texas State *	W	60-53
1-7	ARKANSAS STATE *	W	80-65
1-9	LITTLE ROCK *	W	66-63
1-14	APPALACHIAN STATE *	W	85-73
1-21	at Georgia State *	L	56-76
1-23	at Georgia Southern *	L	80-91
1-28	TEXAS STATE*	L	50-52
1-30	TEXAS ARLINGTON *	W	72-70
2-4	at Little Rock *	W	82-75
2-6	at Arkansas State *	L	57-67
2-11	GEORGIA SOUTHERN *	W	82-70
2-13	GEORGIA STATE *	W	65-64
2-18	at Troy *	L	78-87
2-20	at South Alabama *	W	81-77 (OT)
2-25	LOUISIANA *	L	77-79
2-27	LOUISIANA MONROE *	W	77-72
3-4	at Appalachian State *	L	73-77
3-8	vs. South Alabama #	W	80-67
3-10	vs. Texas Arlington #	L	51-74
3-15	HAMPTON \$	W	83-67
3-20	LOYOLA (Md.) \$	W	72-63
3-22	ILLINOIS CHICAGO \$	W	89-78
3-27	WYOMING \$	W	91-81
3-29	at Wyoming %	L	57-81
3-31	at Wyoming %	L	59-83

! - MGM Tournament (Las Vegas, Nev.)

* - Sun Belt Conference game

- Sun Belt Tournament (New Orleans, La.)

\$ - CBI Tournament (Conway, S.C.)

% - CBI Tournament (Laramie, Wyo.)

• 2017-18 •

RECORD: 14-18, 8-10 SUN BELT
COACH: CLIFF ELLIS

Date	Opponent	W/L	Score
11-10	PIEDMONT INTERNATIONAL	W	102-50
11-14	at Lamar	L	60-66
11-17	vs Texas San Antonio !	W	83-69
11-18	vs Vermont !	L	67-80
11-19	vs Iona !	W	89-84
11-21	SAINT ANDREWS	W	70-34
11-29	WOFFORD	L	81-87
12-2	LAMAR	L	67-69
12-6	at Hampton	W	85-81
12-9	at South Carolina	L	78-80
12-16	MONTREAT	W	83-70
12-18	WAKE FOREST	L	80-84
12-22	COLLEGE OF CHARLESTON	L	65-67
12-29	TEXAS ARLINGTON *	W	90-65
12-31	TEXAS STATE *	L	48-53
1-4	at Louisiana Monroe *	L	72-82
1-6	at Louisiana *	L	64-81
1-11	GEORGIA SOUTHERN *	L	66-77
1-13	GEORGIA STATE *	L	58-72
1-18	at South Alabama *	L	57-60
1-20	at Troy *	W	74-73
1-25	ARKANSAS STATE *	W	62-47
1-27	LITTLE ROCK *	W	72-62
2-1	at Texas State *	W	56-54 (OT)
2-3	at Texas Arlington *	L	80-87
2-10	APPALACHIAN STATE *	L	66-81
2-12	TROY *	L	65-66
2-17	SOUTH ALABAMA *	W	72-70
2-22	at Little Rock *	W	65-60
2-24	at Arkansas State *	W	88-81
3-3	at Appalachian State *	L	67-76
3-7	vs Texas State #	L	66-73

! - Island of the Bahamas Showcase

* - Sun Belt Conference game

- Sun Belt Tournament (New Orleans, La.)

• 2018-19 •

RECORD: 17-17, 9-9 SUN BELT
COACH: CLIFF ELLIS

Date	Opponent	W/L	Score
11-9	at Campbell	W	85-75
11-16	FERRUM	W	91-47
11-13	at Tulane	L	76-81
11/16	vs. Manhattan !	L	53-55
11-17	vs. UNC Asheville !	W	78-52
11-18	at Northern Kentucky !	L	83-89
11-20	METHODIST	W	88-57
11-30	at South Carolina	L	79-85
12-5	HAMPTON	W	75-68
12-9	at Wofford	L	71-82
12-16	N.C. CENTRAL	W	69-65
12/21	at College of Charleston	L	71-73
1-3	at Troy *	W	88-75
1-5	at South Alabama *	L	77-84 (2OT)
1-10	TEXAS STATE *	L	61-65
1-12	UT ARLINGTON *	L	58-61
1-19	APPALACHIAN STATE *	W	89-72
1-24	at Little Rock *	W	72-71
1-26	at Arkansas State *	W	77-64
1-31	LOUISIANA-MONROE	W	92-81
2-2	LOUISIANA	W	96-79
2-7	at UT Arlington *	L	54-74
2-9	at Texas State *	L	57-65
2-16	at Appalachian State *	L	79-88
2/21	GEORGIA SOUTHERN *	L	74-79
2-23	GEORGIA STATE *	W	95-82
2-28	at Louisiana *	L	70-83
3-2	at Louisiana-Monroe *	W	97-91
3-7	SOUTH ALABAMA *	W	92-70
3-9	TROY *	L	67-74
3-14	vs. Louisiana-Monroe #	L	50-80
3-20	HOWARD &	W	81-72
3-25	at West Virginia &	W	109-91
3/27	at DePaul &	L	87-92

! - KEMI Northern Kentucky Basketball Classic (Highland Heights, Ky.)

* - Sun Belt Conference game

- Sun Belt Tournament (New Orleans, La.)

& - CBI Tournament