

2008 COASTAL CAROLINA BASEBALL

BIG SOUTH CONFERENCE



For more than 20 years, the Big South Conference has been a progressive, NCAA Division I athletic Conference reflecting the energy and growth of the Southeastern United States. Founded in 1983, the Big South has matured into a competitive leader in college athletics, actively pursuing excellence both on the field of play and in the classroom. Based in Charlotte, N.C., the Big South Conference's growing presence as an NCAA Division I athletic league is evident by competitive success on the national stage, innovative marketing and media partnerships, increased television packages, the enhancement of the quality of the student-athlete experience, and strategic planning that has carried the Big South through the first decade of the 21st Century.

Entering its 24th year of existence in 2007-08, the Big South Conference continues to emerge by providing quality athletic competition while intentionally fostering the academic, personal, social, athletic and leadership development of each student-athlete. The League consists of eight member institutions: Charleston Southern University, Coastal Carolina University, High Point University, Liberty University, UNC Asheville, Radford University, Virginia Military Institute and Winthrop University. Two new members will join the Big South footprint in 2008-09 with the addition of Gardner-Webb University and Presbyterian College, which began its transition to Division I athletics in 2006.

The Big South reached new heights in 2006-07, as the League experienced monumental milestones in nearly every sport. In football, Coastal Carolina became the first Big South member to receive a berth in the NCAA Division I Championship, being selected as an at-large participant to highlight the Conference's fifth year of sponsoring football. In men's basketball, Winthrop became the first Big South member to be ranked in the national top 25 and first to win a first round NCAA Tournament with its 74-64 win over Notre Dame. In women's basketball, the Big South had two teams participate in the postseason for the first time in League history. In men's golf, Coastal Carolina became the first Big South squad to advance to the final round of the NCAA Championship and finished fifth – the Conference's highest-ever team finish in an NCAA event. In softball, Winthrop became the first Big South member to reach the Championship game of an NCAA Regional. In baseball, Coastal Carolina was ranked as high as No. 10 in the national polls, received a No. 1 seed in the NCAA Regional and became the first Big South member to host an NCAA Regional. In volleyball, Winthrop became the first Big South member to win a game in the NCAA Tournament. The Big South also had its first-ever women's cross country All-American in 2006-07, as well as its first women's golf All-American in 10 years.

Additionally, Radford tennis player Martin Sayer was selected to play in the NCAA Singles Championship for the second-straight year, Liberty's Josh McDougal received All-America honors in the

three running sports (cross country, indoor track and outdoor track) for the second consecutive season, and Coastal Carolina golfer Dustin Johnson was at one time the No. 1-ranked college golfer en route to earning first-team All-America honors for the second year in-a-row. The Conference again went 2-1 in the ESPN BracketBusters men's basketball event, had more than 30 All-Americans, and had softball and men's soccer televised for the first time in League history.

The Conference's on-field accomplishments were duplicated in the classroom. A total of 36 Big South student-athletes were named Academic All-District by the College Sports Information Directors of America (CoSIDA), NINE of which earned Academic All-America accolades. In football, Coastal Carolina's Anthony Franklin received an NCAA Postgraduate Scholarship, and eight Big South member sports teams were honored by the NCAA for their latest Academic Progress Rate. In addition, more than XXXXX Conference student-athletes achieved at least a 3.0 grade point average in 2006-07 and were named to the Big South's Presidential Honor Roll.

The Big South Conference was formed on August 21, 1983, when Charleston Southern (then Baptist College) Athletic Director Howard Bagwell and Augusta President George Christenberry initially began recruiting members into the Big South. One month later, Dr. Edward M. Singleton was selected as the League's first Commissioner and continued to solicit new members. The League's seven charter members were Armstrong State, Augusta, Campbell, Charleston Southern, Coastal Carolina, Radford and Winthrop. In 1989, George F. "Buddy" Sasser replaced the retiring Dr. Singleton as Commissioner. Under Sasser's leadership, the Conference implemented its public relations and compliance programs, and introduced its first-ever men's basketball television package, featuring the Big South competing among some of the finest teams in the nation. Sasser was so integral to the growth and foundation of the League that in 2000, the Commissioner's Cup -- the annual award given to the institution with the most successful athletic year -- was renamed the George F. Sasser Cup.

In August 1996, Kyle B. Kallander replaced Sasser as the League's third Commissioner, and in his 11 years at the helm of the Big South, Kallander has been instrumental in aggressively promoting the Conference to new levels. He developed the Big South Marketing Group, which has resulted in increased revenues and exposure for the Conference and its members. He also brought television coverage to Big South women's basketball, baseball and softball for the first time in Conference history and created the Big South Television Network in 2001 as a television syndicate for the League. Under Kallander's leadership, the Big South developed and initiated its first long-range strategic plan, re-affirming the League's vision as a distinctive athletic Conference committed to the quality of institutional life through athletic competition. In addition, Kallander has

solidified membership with the addition of High Point in 1999, Virginia Military Institute in 2003 and future members Gardner-Webb and Presbyterian in 2008. Kallander's long range vision has also included technological advancements, as the Conference introduced its first live event video streaming in 2005 and has since expanded its video offerings to all sports. Kallander has also successfully integrated the Conference's profile with the member institutions' general student body, notably through the development of the Big South Academic Consortium, which sponsors the annual Academic College Bowl among League members and the Big South Undergraduate Research Symposium. In 2005-06, the Big South began its Sportsmanship Awards program and Graduate Fellowships program, honoring one graduating male and female student-athlete attending graduate school the following fall.

In the Fall of 2002, the Big South welcomed the addition of football as a Conference sport, bringing the number of Division I championship programs the Big South sponsors to 18, joining men's and women's cross country, men's and women's soccer, volleyball, men's and women's basketball, men's and women's indoor/outdoor track, men's and women's tennis, men's and women's golf, softball and baseball. The Big South receive automatic bids to NCAA Championships in men's and women's basketball, men's and women's soccer, volleyball, men's and women's golf, baseball, softball, and men's and women's tennis.

In celebrating its 20th anniversary in 2003-04, the Big South inducted its inaugural Hall of Fame class, which included 11 former student-athletes and administrators who were an integral part in the Big South's early development and vitality. The Hall of Fame now stands at 30 members. The League also recognizes and honors academic excellence with the Presidential Honor Roll and the George A. Christenberry Award, which recognizes student-athletes graduating with a 4.0 grade point average. Additionally, the Conference's Sports Information Directors annually select a Scholar-Athlete in each Conference sport, plus a male and female Scholar-Athlete of the Year.

The Big South continues to secure aggressive and unique television packages, making the Conference one of the leaders among all Division I Leagues in television exposure for its student-athletes. Entering the 2006-07 season, the Conference will have an expanded lineup on regional network SportSouth, in addition to a partnership with the fledgling national network, The America Channel, allowing the Big South to televise its largest array of events and sports in its history. The Conference also boasts relationships with FSN South, Comcast SportsNet (CSN), Comcast Sports Southeast (CSS), College Sports Television (CSTV), Fox College Sports (FCS) and the ESPN family of networks, which will televise the 2008 Advance Auto Parts Men's Basketball Championship game live on ESPN.

BIG SOUTH CONFERENCE

7233 Pineville-Matthews Road, Suite 100
Charlotte, NC 28226
(704) 341-7990
Fax: (704) 341-7991
www.BigSouthSports.com

GEORGE F. "BUDDY" SASSER CUP

- Coastal Carolina University won the prestigious George F. "Buddy" Sasser Cup for a record-setting ninth time in 2006-07.
- The Sasser Cup, named for the former Coastal Carolina Athletic Director and Big South Commissioner, honors the top overall athletic department in the Big South Conference. The award is based on a point system, with points being awarded based upon each school's finish in each of the 18 league-sponsored sports.

- The Chanticleers' nine Sasser Cup awards are the most earned by one school in Big South history.
- Coastal won the 2006-07 award by capturing Big South titles in football, women's indoor track, men's golf, women's tennis (tournament) and baseball (regular-season and tournament). In addition to the Big South honors, Coastal Carolina was represented in six different NCAA Championships.



Kyle Kallander
Commissioner



Mark Simpson
Director-Public Relations



Nic Bowman
Assistant Director-Public Relations



Mark Bryant
Coordinator of New Media



2008 COASTAL CAROLINA BASEBALL

2007 BIG SOUTH STANDINGS

2007 FINAL BIG SOUTH BASEBALL STANDINGS

TEAM STANDINGS	BIG SOUTH			OVERALL		
	W	L	PCT	W	L	PCT
Coastal Carolina\$%	17	4	.810	50	13	.794
Winthrop	15	6	.714	33	27	.550
Liberty	14	7	.667	36	25	.590
VMI	10	11	.476	34	21	.618
High Point	10	11	.476	27	30	.474
UNC Asheville	9	12	.429	22	38	.367
Charleston Southern	7	14	.333	22	34	.393
Radford	2	19	.095	10	36	.217

% - Regular Season Champions

\$ - Tournament Champion

2007 Big South Conference Baseball Awards

MOST VALUABLE PLAYER-

David Sappelt, Coastal Carolina

PITCHER OF THE YEAR- Bobby Gagg, Coastal Carolina

COACH OF THE YEAR- Gary Gilmore, Coastal Carolina

ROOKIE OF THE YEAR- Robby Kuzdale, High Point

First Team All-Big South

OF- David Sappelt, Coastal Carolina

OF- Rob Vernon, UNC Asheville

OF- Tommy Baldrige, Coastal Carolina

1B- Chris Raber, Coastal Carolina

2B- Kenneth Negrón, Liberty

3B- Alex Gregory, Radford

SS- Chad Rice, VMI

C- Matt Rademacher, Coastal Carolina

DH- Tim Nanry, Liberty

SP- Bobby Gagg, Coastal Carolina

SP- Alex Wilson, Winthrop

SP- Jason Franzblau, Winthrop

RP- David Anderson, Coastal Carolina

Second Team All-Big South

OF- Garrett Young, Liberty

OF- Tommy Lentz, Winthrop

OF- Robby Kuzdale, High Point

1B- Robert Crumpler, VMI

2B- Chris Carrara, Winthrop

3B- David Giammaresi, Liberty

SS- Alfie Wheeler, High Point

C- Stephen Herzog, Charleston Southern

DH- David Anderson, Coastal Carolina

SP- Andy DeLaGarza, Coastal Carolina

SP- Eammon Portice, High Point

SP- Michael Bowman, VMI

RP - Tom Boleska, High Point

RP- Tim John, Liberty

All-Academic Team

Ryan Rowland, Charleston Southern

Matt Rademacher, Coastal Carolina

Billy Alvino, High Point

David Giammaresi, Liberty

Steve Mignogna, Radford

Rob Vernon, UNC Asheville

Chad Rice, VMI

Tommy Lentz, Winthrop

2007 Big South Baseball Tournament (Rock Hill, S.C.)

Tuesday, May 22

Game A: #6 UNC Asheville 3, #7 Charleston Southern 0

Game B: #5 High Point 9, #8 Radford 3

Wednesday, May 23

Game 1: #1 Coastal Carolina 6, #6 UNC Asheville 3

Game 2: #2 Winthrop 6, #5 High Point 5

Game 3: #3 Liberty 4, #4 VMI 3

Thursday, May 24

Game 4: #6 UNC Asheville 9, #5 High Point 7

Game 5: #1 Coastal Carolina 4, #4 VMI 2

Game 6: #2 Winthrop 4, #3 Liberty 1

Friday, May 25

Game 7: #3 Liberty 12, #6 UNC Asheville 8

Game 8: #1 Coastal Carolina 13, #2 Winthrop 4

Game 9: #3 Liberty 11, #2 Winthrop 0

Saturday, May 26

Game 10: #1 Coastal Carolina 6, #3 Liberty 5

All-Tournament Team

OF- Tommy Baldrige, Coastal Carolina (MVP)

OF- P.K. Keller, Liberty

OF- Garrett Young, Liberty

IF- Derek Martin, Coastal Carolina

IF- Patrick Gaillard, Liberty

IF- Tyler Bortnick, Coastal Carolina

IF- Adam Vrable, Coastal Carolina

C- Matt Rademacher, Coastal Carolina

DH- Phil Carey, Winthrop

UT- Nick McCully, Coastal Carolina

P- Jonathan Settle, Winthrop

P- Michael Solbach, Liberty

P- Bobby Gagg, Coastal Carolina

P- Dustin Umberger, Liberty

CCU Big South Player and Pitcher of the Week

David Sappelt (Feb. 14, April 30)

Chris Raber (March 5, April 2)

Dom Duggan (May 21)

Bobby Gagg (Feb. 21)

Nick McCully (April 30)

David Anderson (May 7)

2008 COASTAL CAROLINA BASEBALL

BIG SOUTH LEADERS



Team Batting


TEAM	AVG	GP	AB	R	H	2B	3B	HR	RBI	BB	SO	SLUG%	OB%	SF	SB-ATT	PO	A	E	FLD%
Coastal	.321	63	2116	455	679	119	14	74	405	282	399	.495	.410	29	65-89	1688	703	72	.971
Liberty	.307	61	2166	423	666	115	18	36	378	220	342	.427	.382	28	51-66	1626	740	99	.960
High Point	.300	57	1966	346	590	93	12	28	312	205	266	.402	.383	22	57-87	1500	588	84	.961
Radford	.294	46	1641	236	482	95	7	27	211	136	325	.410	.356	6	43-66	1183	528	118	.935
Winthrop	.294	60	2040	361	599	103	16	35	331	199	280	.411	.369	27	73-99	1597	627	70	.969
UNC Asheville	.287	60	2118	336	608	110	16	30	297	199	393	.397	.360	20	62-84	1558	672	97	.958
Char. Southern	.284	56	1914	282	543	90	6	28	255	171	375	.381	.351	21	43-57	1449	641	87	.960
VMI	.274	55	1820	325	499	112	14	38	293	177	358	.414	.367	18	50-71	1426	611	64	.970

Team Pitching

TEAM	ERA	W-L	CG	SHO	SV	IP	H	R	ER	BB	SO	HR	B/Avg
Coastal	3.63	50-13	1	5/4	19	562.2	581	279	227	144	390	34	.265
VMI	3.94	34-21	3	5/4	22	475.1	494	251	208	145	419	31	.272
Winthrop	4.50	33-27	9	1/0	10	532.1	587	320	266	180	410	37	.283
Liberty	4.90	36-25	1	2/2	10	542.0	651	363	295	174	360	48	.298
High Point	4.93	27-30	1	2/1	10	500.0	529	335	274	225	422	35	.273
Chas. Southern	5.50	22-34	2	2/1	10	483.0	584	366	295	213	296	52	.306
UNC Asheville	5.74	22-38	3	1/0	10	519.1	648	401	331	210	309	52	.314
Radford	6.82	10-36	3	1/0	4	394.1	543	399	299	218	199	26	.332

Team Fielding

TEAM	PO	A	E	FLD%	Dps	SBA	PB
Coastal	1688	703	72	.971	45	27	12
VMI	1426	611	64	.970	42	49	13
Winthrop	1597	627	70	.969	42	44	18
High Point	1500	588	84	.961	35	48	16
Chas. Southern	1449	641	87	.960	45	47	12
Liberty	1626	740	99	.960	38	43	15
UNC Asheville	1558	672	97	.958	59	64	13
Radford	1183	528	118	.935	37	72	16



Dom Duggan led the Big South in runs scored and was second in doubles.

HITS

SAPPELT, David, CCU	99
VERNON, Rob, UNCA	97
BALDRIDGE, Tommy, CCU	92
DUGGAN, Dom, CCU	78
YOUNG, Garrett, LU	77

RUNS SCORED

DUGGAN, Dom, CCU	63
BALDRIDGE, Tommy, CCU	62
SAPPELT, David, CCU	62
RABER, Chris, CCU	60
CARRARA, Chris, WU	55

RUNS BATTED IN

BALDRIDGE, Tommy, CCU	58
RABER, Chris, CCU	58
SCHWARTZ, Randy, HPU	57
VERNON, Rob, UNCA	57
CRUMPLER, Robert, VMI	52

DOUBLES

CRUMPLER, Robert, VMI	22
DUGGAN, Dom, CCU	20
VERNON, Rob, UNCA	20
WILLIAMS, David, UNCA	18
Three with	17

TRIPLES

MATTISON, Kevin, UNCA	8
SAPPELT, David, CCU	7
VERNON, Rob, UNCA	6
Five with	4

HOME RUNS

RABER, Chris, CCU	17
CRUMPLER, Robert, VMI	14
BALDRIDGE, Tommy, CCU	13
SAPPELT, David, CCU	10
Two with	9

TOTAL BASES

SAPPELT, David, CCU	160
VERNON, Rob, UNCA	153
BALDRIDGE, Tommy, CCU	152
RABER, Chris, CCU	137
CRUMPLER, Robert, VMI	129

STOLEN BASES

CARRARA, Chris, WU	29
VERNON, Rob, UNCA	18
KUZDALE, Robby, HPU	18
HERZOG, Stephen, CSU	16
VRABLE, Adam, CCU	16

STRIKEOUTS

PORTICE, Eammon, HPU	120
BOWMAN, Michael, VMI	110
WILSON, Alex, WU	97
FRANZBLAU, Jason, WU	90
GAGG, Bobby, CCU	84

BATTING AVG

GREGORY, Alex, RU	.430
VERNON, Rob, UNCA	.394
YOUNG, Garrett, LU	.389
BALDRIDGE, Tommy, CCU	.383
NEGRON, Kenneth, LU	.364

SLUGGING PCT

CRUMPLER, Robert, VMI	.655
BALDRIDGE, Tommy, CCU	.633
VERNON, Rob, UNCA	.622
GREGORY, Alex, RU	.608
RABER, Chris, CCU	.596

ERA

WILSON, Alex, WU	2.51
GAGG, Bobby, CCU	2.57
BOWMAN, Michael, VMI	2.73
BARHAM, Trey, VMI	3.09
FRANZBLAU, Jason, WU	3.13



2008 COASTAL CAROLINA BASEBALL

BIG SOUTH HONORS AND AWARDS

Year	Champions		CCU Finish	MVP	Tournament MVP	Rookie of the Year	Coach of the Year
	Regular Season	Tournament					
1986	Campbell	Coastal Carolina	4th	Terry Spires	Terry Spires	No Selection	Koonce, CU
1987	Campbell	Winthrop	4th	Goins, WU	Michener, ASU	No Selection	Roberts, ASU
1988	Coastal Carolina	Campbell	1st	No Selection	Palentchar, CU	No Selection	John Vrooman
1989	Coastal Carolina	No Tournament	1st	No Selection	No Tournament	No Selection	Gines, RU
1990	Coastal Carolina	Campbell	1st	Mark Romer	Wagner, CU	No Selection	John Vrooman & Fite
1991	Coastal Carolina	Coastal Carolina	1st	Hendrix, CU	Buddy Cribb	No Selection	Tuberville & Fite
1992	Coastal Carolina	Coastal Carolina	1st	Paul, CU	Paul Leszczynski	No Selection	Cooke & Hudak
1993	Coastal Carolina	Liberty	1st	Loewe, UMBC	Humphrey, LU	No Selection	Jancuska, UMBC
1994	UNC Greensboro	No Tournament	2nd	Filchner, RU	No Tournament	Davis, CU	Gaski, UNCG
1995	Winthrop	No Tournament	8th	Link, WU	No Tournament	Harrell, LU	Kent & Hudak
1996	Char. Southern	No Tournament	4th	Keller, WU	No Tournament	Jackson, UNCG	Mazey, CSU
1997	UNC Greensboro	UNC Greensboro	3rd	Cisar, CSU	Parsons, UNCG	Crandell, UMBC	Gaski, UNCG
1998	Liberty	Liberty	2nd	Benham, LU	Dalton, LU	Brooks Marzka	Pastors, LU
1999	Coastal Carolina	Winthrop	1st	Kevin Schnall	Kozaria, WU	Moffet, UNCA	Gary Gilmore
2000	Liberty	Liberty	4th	Butler, LU	Suitt, LU	Butler, LU	Murphy, CSU
2001	Winthrop	Coastal Carolina	2nd	Colson, WU	Randy McGarvey	Gore, WU	Hudak, WU
2002	Coastal Carolina	Coastal Carolina	1st	Justin Owens	Adam Keim	Swindle, CSU	Gary Gilmore
2003	Winthrop	Coastal Carolina	t-2nd	Swindle, CSU	Steven Carter	Carte, Winthrop	Myers, UNCA
2004	Birmingham-So.	Coastal Carolina	t-2nd	Mike Costanzo	Steven Carter	Williams, UNCA	Shoop, BSC
2005	Coastal Carolina	Winthrop	1st	Mike Costanzo	Carte, WU	Froehlich, BSC	Gary Gilmore
2006	Birm.-Southern	UNC Asheville	3rd	Rollins & Shorey	Vernon, UNCA	Wilson, WU	Bando, Jr., HPU
2007	Coastal Carolina	Coastal Carolina	1st	David Sappelt	Tommy Baldrige	Kuzdale, HPU	Gary Gilmore

ALL-BIG SOUTH CONFERENCE TOURNAMENT SELECTIONS

1986 Tom Sutryk Mike Prochaska Terry Spires Art Smith John Pilatic Glenn Fortner Kevin Thomas	1991 Buddy Cribb Pearce Taylor Chris Missler Chris Hanrahan	1999 Ron Deubel Kevin Schnall Brooks Marzka	2003 Steven Carter (MVP) Ryan McGraw Brandon Powell	Ricky Shefka 2006 Brant Peacher
1988 Robbie Jordan Greg Streett Randy Stokes	1992 Mickey Lincoln Chris Pond Paul Leszczynski (MVP)	2000 Brandon Powell 2001 Scott Sturkie Adam Keim Chris Carter Randy McGarvey, Jr. (MVP)	2004 Steven Carter (MVP) Chris Raber Chad Oxendine Brett Grandstrand Chris Todd Mike Costanzo	2007 Tommy Baldrige (MVP) Tyler Bortnick Adam Vrable Derek Martin Matt Rademacher Nick McCully Bobby Gagg
1990 Tony Spires Mark Romer Mark Slobodnik	1998 Dorian Cameron Shawn Vinju Jeremy Samatas Kevin Schnall Jon Humay Rett Johnson	2002 Adam Keim (MVP) Brandon Powell Randy McGarvey, Jr. Ryan McGraw Seamus Donovan	2005 Michael DeJesus Aaron Verrett Mike Valter	

ALL-BIG SOUTH CONFERENCE SELECTIONS

1986 Kevin Thomas Kirt Manwaring Tom Sutryk John Kay Terry Spires	Chris Pond Mike Campagno (Second Team) Mike Canetto (Second Team) Jamie Iriel (Second Team) Steve Turner (Second Team)	John Humay (Second Team) Adam Keim (Second Team) Randy McGarvey, Jr. (Second Team)
1987 Terry Spires	1995 John Canetto	2002 Justin Owens (Player of the Year) Ryan McGraw Randy McGarvey, Jr. Steven Carter Justin Sturge Brandon Powell (Second Team) Adam Keim (Second Team)
1988 Mark Howle Robbie Jordan Tony Spires Greg Streett Bobby Hargett Darrin Davis Tim Shaw	1996 Matt Ragan Jason Vindich (Second Team) Brett Harwood (Second Team) Matt Trahan (Second Team) Steve Bagby (Second Team)	2003 Ryan McGraw Steven Carter (Second Team) Mike Costanzo (Second Team) Brett Grandstrand (Second Team) Brandon Powell (Second Team) Justin Sturge (Second Team)
1989 Jeff Sefcik Mark Romer Mark Howle Matt Logue Bobby Hargett	1997 Jason Vindich (Second Team) Jason Isidore (Second Team)	2004 Mike Costanzo (Player of the Year) Steven Carter Brett Grandstrand (Second Team) Chad Oxendine (Second Team)
1990 Tony Spires Mark Howle Myrle Grose Mark Romer	1998 Jeremy Samatas (Second Team) Steve Tylke (Second Team) Dorian Cameron (Second Team) Brooks Marzka (Second Team)	2005 Mike Costanzo (Player of the Year) Michael DeJesus Dom Duggan Ricky Shefka Byron Binda (Second Team) Chris Todd (Second Team)
1990 Mark Slobodnik Paul Alexander Randy Stokes	1999 Brooks Marzka Kevin Schnall Scott Sturkie Ron Deubel	2007 David Sappelt (Player of the Year) Bobby Gagg (Pitcher of the Year) David Anderson (First and Second Team) Matt Rademacher Chris Raber Tommy Baldrige Andy DeLaGarza (Second Team)
1991 Buddy Cribb Pearce Taylor Chris Missler Chris Hanrahan	Dorian Cameron (Second Team) 2000 Rett Johnson Brooks Marzka (Second Team) Brandon Powell (Second Team)	
1992 Mickey Lincoln Luis Lopez Gary Turnipseed	2001 Chad Felty Justin Owens Chris Carter Scott Sturkie	
1994 Chris Herndon Matt Schilling		

2008 COASTAL CAROLINA BASEBALL



2007 STATISTICS

HITTING/FIELDING STATISTICS

Player	AVG	GP	GS	AB	R	H	2B	3B	HR	RBI	TB	SLG%	BB	HBP	SO	GDP	OB%	SF	SH	SB	ATT	PO	A	E	FLD%		
BALDRIDGE, Tommy	.383	63	62	240	62	92	15	3	13	58	152	.633	33	7	36	2	.465	4	2	9	12	139	0	3	.979		
SAPPELT, David	.359	63	63	276	62	99	17	7	10	50	160	.580	26	1	40	4	.410	4	8	7	13	114	3	3	.975		
RADEMACHER, Matt	.340	52	50	162	38	55	9	0	7	40	85	.525	30	12	38	4	.473	1	20	2	2	276	23	6	.980		
DUGGAN, Dom	.325	63	63	240	63	78	20	1	9	34	127	.529	31	5	52	3	.412	1	27	11	17	155	1	2	.987		
RABER, Chris	.317	63	63	230	60	73	11	1	17	58	137	.596	39	8	63	0	.429	3	12	13	16	537	36	4	.993		
DOYLE, Dock	.310	44	37	142	29	44	8	0	2	18	58	.408	16	2	18	7	.376	5	3	2	3	128	12	1	.993		
MARTIN, Derek	.304	63	63	217	31	66	14	1	2	45	88	.406	27	5	27	3	.386	5	20	0	0	39	126	11	.938		
ANDERSON, David	.301	44	33	136	22	41	5	0	6	23	64	.471	15	0	37	2	.371	0	1	1	3	42	13	2	.965		
VRABLE, Adam	.296	62	61	199	41	59	13	1	1	29	77	.387	28	8	38	0	.403	1	11	16	17	131	211	13	.963		
BORTNICK, Tyler	.269	62	62	208	32	56	6	0	6	39	80	.385	27	7	37	3	.366	4	11	4	6	93	194	17	.944		

GRICE, Ricky	.563	15	2	16	4	9	1	0	1	4	13	.813	0	1	0	0	.588	0	0	0	0	5	8	1	.929		
POUTIER, David	.500	11	0	4	1	2	0	0	0	1	2	.500	1	0	0	0	.600	0	0	0	0	0	2	1	.667		
GILMORE, Chance	.167	13	0	6	2	1	0	0	0	1	1	.167	0	0	4	0	.167	0	0	0	0	0	0	0	.000		
KOCA, Dustin	.138	14	8	29	6	4	0	0	0	3	4	.138	7	1	5	2	.324	0	3	0	0	1	2	0	1.000		
GODSY, Eric	.000	14	1	11	2	0	0	0	0	2	0	.000	2	0	4	0	.143	1	0	0	0	3	9	0	1.000		

Totals	.321	63	63	2116	455	679	119	14	74	405	1048	.495	282	57	399	30	.410	29	118	65	89	1688	703	72	.971		
Opponents	.265	63	63	2192	279	581	97	10	34	261	800	.365	144	56	390	40	.324	16	34	27	45	1604	628	103	.956		

LOB - Team (545), Opp (476). DPs turned - Team (45), Opp (37). CI - Team (1), RADEMACHER, 1, Opp (2).

PITCHING STATISTICS

Player	ERA	W	L	APP	GS	C	SHO	CBO	SV	IP	H	R	ER	BB	SO	2B	3B	HR	AB	B/Avg	WP	HBP	BK	SFA	SHA		
GAGG, Bobby	2.57	12	2	17	17	0	0	3	0	112.0	102	43	32	27	84	13	2	4	417	.245	4	7	0	3	10		
ANDERSON, David	3.36	5	4	29	4	0	0	0	10	67.0	64	27	25	16	45	10	0	5	251	.255	6	11	0	3	4		
DeLaGARZA, Andy	3.51	9	2	17	17	0	0	0	0	102.2	111	48	40	22	53	19	1	8	402	.276	1	6	0	4	7		
MARIOTTI, John	4.35	8	0	17	17	1	1	1	0	91.0	103	55	44	19	65	20	1	3	366	.281	11	14	1	1	3		

McCALLUM, Creight	0.00	0	0	1	0	0	0	0	0	1.0	3	4	0	0	1	0	1	0	7	.429	1	0	0	0	0		
KOCA, Dustin	2.13	2	0	10	0	0	0	1	0	12.2	12	3	3	5	8	1	0	0	48	.250	0	1	1	0	0		
HINKLE, Austin	2.25	0	0	3	0	0	0	0	0	4.0	2	1	1	1	4	1	0	1	14	.143	0	0	0	0	0		
ALTMAN, Kent	2.64	2	0	17	0	0	0	0	1	30.2	36	15	9	3	20	6	1	4	125	.288	2	1	0	0	2		
McCULLY, Nick	3.48	7	3	23	8	0	0	1	4	54.1	47	27	21	18	43	6	2	4	206	.228	4	5	1	2	4		
HAUG, Joey	3.66	1	0	19	0	0	0	2	0	19.2	20	8	8	8	10	4	0	1	77	.260	1	3	0	1	2		
ANDRELCZYK, Pete	4.33	2	1	23	0	0	0	1	1	27.0	25	14	13	10	24	9	0	2	105	.238	4	4	1	0	1		
LOMBARDOZZI, Dan	4.70	0	0	6	0	0	0	1	0	7.2	5	4	4	4	10	0	1	1	27	.185	1	0	0	1	0		
RISSER, Travis	5.25	2	1	20	0	0	0	1	3	24.0	32	15	14	9	16	5	0	0	102	.314	2	3	0	1	1		
MEINERS, Jeremiah	8.31	0	0	9	0	0	0	0	0	4.1	7	4	4	0	1	1	1	0	19	.368	0	1	0	0	0		
WATSON, Alex	9.00	0	0	2	0	0	0	1	0	2.0	4	2	2	1	4	1	0	0	10	.400	0	0	0	0	0		
JENKINS, Chad	9.00	0	0	2	0	0	0	0	0	1.0	0	1	1	1	1	0	0	0	3	.000	1	0	0	0	0		
NOE, Keith	43.20	0	0	2	0	0	0	0	0	1.2	8	8	8	0	1	1	0	1	13	.615	0	0	0	0	0		


Totals	3.63	50	13	63	63	1	5	4	19	562.2	581	279	227	144	390	97	10	34	2192	.265	38	56	4	16	34		
Opponents	6.30	13	50	63	63	0	2	2	6	534.2	679	455	374	282	399	119	14	74	2116	.321	51	57	11	29	118		

PB - Team (12), RADEMACHER, 7, DOYLE, D. 5, Opp (18). Pickoffs - Team (12), RADEMACHER, 3, ANDERSON, D. 2, MARIOTTI, J. 2, GAGG, B. 2, DeLaGARZA, A. 1, DOYLE, D. 1, ALTMAN, K. 1, Opp (15).

FIELDING STATISTICS

Player	C	PO	A	E	FLD%	DPs	SBA	CSB	SBA%	PB	CI
8 GODSY, Eric	12	3	9	0	1.000	1	0	0	-	0	0
2 HAUG, Joey	7	4	3	0	1.000	0	1	0	1.000	0	0
13 ANDRELCZYK, Pete	6	2	4	0	1.000	0	3	0	1.000	0	0
17 ALTMAN, Kent	5	2	3	0	1.000	0	1	1	.500	0	0
29 KOCA, Dustin	3	1	2	0	1.000	0	1	0	1.000	0	0
34 NOE, Keith	1	1	0	0	1.000	0	0	0	-	0	0
27 RABER, Chris	577	537	36	4	.993	41	0	0	-	0	0
12 DOYLE, Dock	141	128	12	1	.993	0	10	6	.625	5	0
5 DUGGAN, Dom	158	155	1	2	.987	0	0	0	-	0	0
35 RADEMACHER, Matt	305	276	23	6	.980	2	17	9	.654	7	1
26 BALDRIDGE, Tommy	142	139	0	3	.979	0	0	0	-	0	0
24 SAPPELT, David	120	114	3	3	.975	0	0	0	-	0	0
23 ANDERSON, David	57	42	13	2	.965	1	0	1	.000	0	0
7 VRABLE, Adam	355	131	211	13	.963	37	0	0	-	0	0
21 MARIOTTI, John	24	5	18	1	.958	1	2	4	.333	0	0
16 BORTNICK, Tyler	304	93	194	17	.944	30	0	0	-	0	0
4 MARTIN, Derek	176	39	126	11	.938	9	0	0	-	0	0
1 GRICE, Ricky	14	5	8	1	.929	0	0	0	-	0	0
19 McCULLY, Nick	10	3	6	1	.900	0	0	1	.000	0	0
20 GAGG, Bobby	24	5	16	3	.875	1	7	8	.467	0	0
25 DeLaGARZA, Andy	16	2	12	2	.875	0	8	3	.727	0	0
40 RISSER, Travis	3	1	1	1	.667	0	2	0	1.000	0	0
11 POUTIER, David	3	0	2	1	.667	0	0	0	-	0	0
44 LOMBARDOZZI, Dan	0	0	0	0	.000	0	0	0	-	0	0
10 WATSON, Alex	0	0	0	0	.000	0	0	0	-	0	0
22 GILMORE, Chance	0	0	0	0	.000	0	0	0	-	0	0
18 HINKLE, Austin	0	0	0	0	.000	0	1	0	1.000	0	0
31 MEINERS, Jeremiah	0	0	0	0	.000	0	1	0	1.000	0	0
33 McCALLUM, Creight	0	0	0	0	.000	0	0	0	-	0	0
30 JENKINS, Chad	0	0	0	0	.000	0	0	0	-	0	0

Totals	2463	1688	703	72	.971	45	27	18	.600	12	1
Opponents	2335	1604	628	103	.956	37	65	24	.730	18	2



Chris Raber's 17 home runs led the Big South in 2007.



2008 COASTAL CAROLINA BASEBALL

2007 RESULTS

Date	Opponent	Score	r-h-e	r-h-e	Inns	Overall	Big South	Pitcher of record	Attend	Time
02-09-07	NORTH FLORIDA	W 8-1	8-8-1	1-8-1	9	1-0-0	0-0-0	DeLaGARZA, A (W 1-0)	397	2:29
02-10-07	ELON	W 13-0	13-16-0	0-7-2	9	2-0-0	0-0-0	GAGG, B. (W 1-0)	415	2:49
02-11-07	VIRGINIA	W 3-2	3-11-1	2-5-0	9	3-0-0	0-0-0	ANDERSON, D. (W 1-0)	544	3:16
02-14-07	UNC WILMINGTON	W 8-6	8-10-1	6-12-3	9	4-0-0	0-0-0	ANDERSON, D. (W 2-0)	220	3:12
02-16-07	PITTSBURGH	W 12-5	12-17-1	5-8-1	9	5-0-0	0-0-0	DeLaGARZA, A (W 2-0)	300	2:23
02-17-07	OLD DOMINION	W 7-0	7-10-0	0-2-4	9	6-0-0	0-0-0	GAGG, B. (W 2-0)	350	2:11
02-18-07	VIRGINIA TECH	W 6-5	6-13-3	5-8-0	9	7-0-0	0-0-0	RISSER, T. (W 1-0)	315	3:15
02-23-07	TCU	W 11-6	11-10-0	6-11-3	9	8-0-0	0-0-0	DeLaGARZA, A (W 3-0)	2532	3:07
02-24-07	N.C. STATE	0-4 L	0-6-1	4-11-1	9	8-1-0	0-0-0	GAGG, B. (L 2-1)	2852	2:30
02-25-07	NOTRE DAME	W 4-0	4-8-1	0-5-1	9	9-1-0	0-0-0	MARIOTTI, J. (W 1-0)	2075	2:38
02-28-07	at North Carolina	3-4 L	3-11-2	4-9-1	(10)	9-2-0	0-0-0	RISSER, T. (L 1-1)	757	3:17
03-02-07	RHODE ISLAND	W 6-2	6-13-0	2-8-1	9	10-2-0	0-0-0	DeLaGARZA, A (W 4-0)	488	2:40
03-03-07	MARIST	W 16-7	16-15-2	7-10-2	9	11-2-0	0-0-0	HAUG, J. (W 1-0)	315	3:12
03-04-07	WEST VIRGINIA	W 16-4	16-12-0	4-9-2	7	12-2-0	0-0-0	KOCA, D. (W 1-0)	551	2:38
03-07-07	at Clemson	0-4 L	0-5-0	4-11-2	9	12-3-0	0-0-0	ANDERSON, D. (L 2-1)	4193	2:39
03-09-07	BETHUNE-COOKMAN	W 9-8	9-10-1	8-11-2	9	13-3-0	0-0-0	McCULLY, N. (W 1-0)	280	3:10
03-10-07	BALL STATE	W 5-0	5-7-1	0-9-2	9	14-3-0	0-0-0	GAGG, B. (W 3-1)	425	2:24
03-11-07	GEORGIA SOUTHERN	W 6-2	6-9-0	2-8-0	9	15-3-0	0-0-0	MARIOTTI, J. (W 2-0)	470	2:43
03-13-07	at UNC Wilmington	W 7-6	7-10-1	6-9-4	9	16-3-0	0-0-0	McCULLY, N. (W 2-0)	321	2:58
03-15-07	EASTERN MICHIGAN	W 5-2	5-9-1	2-9-2	9	17-3-0	0-0-0	DeLaGARZA, A (W 5-0)	335	2:41
03-17-07	EASTERN MICHIGAN	W 12-3	12-12-0	3-5-2	9	18-3-0	0-0-0	GAGG, B. (W 4-1)	-	2:55
03-17-07	EASTERN MICHIGAN	W 10-7	10-12-0	7-13-0	9	19-3-0	0-0-0	ALTMAN, K. (W 1-0)	409	3:04
03-20-07	ELON	W 6-3	6-9-0	3-7-3	9	20-3-0	0-0-0	KOCA, D. (W 2-0)	281	2:30
*03-23-07	RADFORD	W 6-2	6-7-0	2-10-2	9	21-3-0	1-0-0	DeLaGARZA, A (W 6-0)	412	2:40
*03-24-07	RADFORD	W 10-3	10-15-1	3-9-3	9	22-3-0	2-0-0	GAGG, B. (W 5-1)	391	2:42
*03-25-07	RADFORD	W 9-7	9-9-2	7-12-5	9	23-3-0	3-0-0	ALTMAN, K. (W 2-0)	424	2:55
03-27-07	at Coll. of Charleston	W 6-5	6-10-2	5-7-4	(10)	24-3-0	3-0-0	ANDERSON, D. (W 3-1)	313	3:15
*03-30-07	CHARLESTON SOUTHERN	W 10-4	10-18-2	4-10-3	9	25-3-0	4-0-0	DeLaGARZA, A (W 7-0)	366	2:46
*03-31-07	CHARLESTON SOUTHERN	W 5-1	5-9-1	1-8-0	9	26-3-0	5-0-0	GAGG, B. (W 6-1)	556	2:18
*04-01-07	CHARLESTON SOUTHERN	W 10-0	10-15-0	0-3-0	9	27-3-0	6-0-0	MARIOTTI, J. (W 3-0)	581	2:28
04-06-07	at Troy	W 13-6	13-12-3	6-13-1	9	28-3-0	6-0-0	DeLaGARZA, A (W 8-0)	1237	3:02
04-07-07	at Troy	5-6 L	5-7-1	6-12-1	9	28-4-0	6-0-0	ANDERSON, D. (L 3-2)	1261	2:42
04-08-07	at Troy	6-7 L	6-10-2	7-12-1	9	28-5-0	6-0-0	ANDRELCZYK, (L 0-1)	1237	2:58
04-11-07	WAKE FOREST	3-4 L	3-10-3	4-9-0	9	28-6-0	6-0-0	McCULLY, N. (L 2-1)	1015	2:57
*04-13-07	at High Point	3-4 L	3-5-1	4-13-2	9	28-7-0	6-1-0	DeLaGARZA, A (L 8-1)	531	2:30
*04-14-07	at High Point	W 6-5	6-15-1	5-8-0	9	29-7-0	7-1-0	GAGG, B. (W 7-1)	242	2:25
*04-14-07	at High Point	W 4-1	4-9-0	1-8-1	9	30-7-0	8-1-0	MARIOTTI, J. (W 4-0)	176	2:54
04-18-07	at Wake Forest	5-12 L	5-12-2	12-10-0	9	30-8-0	8-1-0	McCULLY, N. (L 2-2)	249	2:25
*04-20-07	VMI	W 7-5	7-10-0	5-5-1	9	31-8-0	9-1-0	DeLaGARZA, A (W 9-1)	285	2:51
*04-21-07	VMI	W 4-1	4-8-1	1-4-2	9	32-8-0	10-1-0	GAGG, B. (W 8-1)	341	2:33
*04-22-07	VMI	W 12-3	12-14-2	3-4-1	9	33-8-0	11-1-0	MARIOTTI, J. (W 5-0)	551	2:46
04-24-07	at The Citadel	W 5-1	5-12-1	1-7-0	9	34-8-0	11-1-0	McCULLY, N. (W 3-2)	594	2:53
*04-27-07	LIBERTY	7-10 L	7-11-3	10-16-0	(12)	34-9-0	11-2-0	ANDERSON, D. (L 3-3)	340	3:56
*04-28-07	LIBERTY	W 12-9	12-14-1	9-10-4	9	35-9-0	12-2-0	McCULLY, N. (W 4-2)	395	3:13
*04-29-07	LIBERTY	W 14-13	14-18-2	13-19-1	9	36-9-0	13-2-0	ANDRELCZYK, (W 1-1)	590	3:14
05-04-07	at Nebraska	W 8-3	8-10-1	3-7-2	9	37-9-0	13-2-0	ANDERSON, D. (W 4-3)	4076	3:05
05-05-07	at Nebraska	W 5-4	5-11-4	4-10-3	9	38-9-0	13-2-0	GAGG, B. (W 9-1)	3316	3:16
05-08-07	COLL. OF CHARLESTON	W 8-7	8-6-0	7-11-0	9	39-9-0	13-2-0	McCULLY, N. (W 5-2)	705	2:56
*05-11-07	at UNC Asheville	3-5 L	3-9-1	5-8-1	9	39-10-0	13-3-0	DeLaGARZA, A (L 9-2)	391	2:36
*05-12-07	at UNC Asheville	W 10-2	10-13-1	2-9-0	9	40-10-0	14-3-0	GAGG, B. (W 10-1)	211	2:47
*05-13-07	at UNC Asheville	W 3-2	3-10-0	2-6-1	9	41-10-0	15-3-0	MARIOTTI, J. (W 6-0)	165	2:50
05-15-07	at Virginia	W 11-7	11-20-0	7-14-3	9	42-10-0	15-3-0	ANDERSON, D. (W 5-3)	1808	3:43
*05-18-07	at Winthrop	2-6 L	2-3-1	6-9-1	9	42-11-0	15-4-0	GAGG, B. (L 10-2)	1051	2:34
*05-19-07	at Winthrop	W 10-5	10-15-4	5-6-0	9	43-11-0	16-4-0	ANDRELCZYK, (W 2-1)	1271	3:05
*05-20-07	at Winthrop	W 7-2	7-12-1	2-8-2	9	44-11-0	17-4-0	MARIOTTI, J. (W 7-0)	1006	3:00
#05-23-07	vs UNC Asheville	W 6-3	6-7-2	3-8-3	9	45-11-0	17-4-0	McCULLY, N. (W 6-2)	0	2:42
#05-24-07	vs VMI	W 4-2	4-7-1	2-9-2	9	46-11-0	17-4-0	GAGG, B. (W 11-2)	0	2:51
#05-25-07	vs Winthrop	W 13-4	13-13-3	4-11-0	9	47-11-0	17-4-0	MARIOTTI, J. (W 8-0)	0	2:48
#05-26-07	vs Liberty	W 6-5	6-11-0	5-11-2	9	48-11-0	17-4-0	RISSER, T. (W 2-1)	222	2:45
\$06-01-07	VCU	W 7-1	7-9-2	1-5-3	9	49-11-0	17-4-0	GAGG, B. (W 12-2)	3138	2:23
\$06-03-07	CLEMSON	8-11 L	8-14-2	11-16-4	9	49-12-0	17-4-0	ANDERSON, D. (L 5-4)	6231	3:32
\$06-03-07	ST. JOHN'S	W 6-5	6-7-1	5-9-3	9	50-12-0	17-4-0	McCULLY, N. (W 7-2)	2472	2:49
\$06-04-07	CLEMSON	3-15 L	3-9-0	15-20-2	9	50-13-0	17-4-0	McCULLY, N. (L 7-3)	4327	3:03

() extra inning game

*Big South game

- Big South Tournament (Rock Hill, S.C.) \$ - NCAA Myrtle Beach Regional

Home games in ALL CAPS

2008 COASTAL CAROLINA BASEBALL

ALL-TIME COACHING RECORDS




YEAR	COACH	Overall			Conf./District		Batting		Runs			ERA	SO	FLD
		W	L	PCT	W	L	CCU	Opp	CCU	Opp	HR			
1975	Vrooman													
1976	Vrooman	14	21	.400					176	181				
1977	Vrooman	32	13	.711	15	3	.284		274	180	31	140	2.47	260
1978	Carr	33	13	.717	18	4	.308	.218	351	237	45	205	3.77	298 .940
1979	Carr	42	9	.824	16	2	.330	.196	418	208	53	237	2.56	235 .941
1980	Carr	38	10	.792	16	4	.343	.190	378	148	59	129	2.07	262 .947
1981	Carr	28	13	.683	18	2	.326	.243	340	191	58	135	4.30	231 .950
1982	Carr	39	13	.750	16	2	.309	.294	354	325	45	173	2.97	334 .950
1983	Carr	46	12	.793	12	1	.352	.231	537	261	109	220	3.81	412 .946
1984	Carr	39	16	.709	12	6	.329	.245	427	233	69	102	3.57	327 .947
1985	Richardson	30	19	.612	13	5	.346	.277	450	303	72	90	5.43	242 .954
1986	Richardson	31	19	.620	11	11	.341	.279	415	317	66	76	5.26	282 .953
1987	Vrooman	27	23	.540	8	9	.313	.273	340	324	44	33	5.47	291 .963
1988	Vrooman	35	12	.745	15	0	.313	.269	348	255	56	27	4.68	253 .959
1989	Vrooman	33	13	.717	15	3	.304	.280	313	238	56	72	4.18	271 .954
1990	Vrooman	40	19	.678	14	2	.309	.263	389	256	55	158	3.77	329 .959
1991	Vrooman	36	29	.554	15	5	.276	.277	356	372	43	159	4.74	345 .974
1992	Vrooman	33	27	.550	13	5	.327	.271	395	343	64	126	4.31	344 .962
1993	Vrooman	28	26	.519	15	8	.295	.283	319	315	36	118	5.18	279 .948
1994	Vrooman	30	26	.536	18	9	.303	.280	339	341	47	94	5.35	251 .962
1995	Vrooman	17	37	.315	6	17	.291	.301	280	402	31	79	6.86	266 .954
1996	Gilmore	24	29	.453	11	10	.313	.305	403	399	45	115	6.15	259 .949
1997	Gilmore	23	31	.426	5	16	.308	.324	369	437	58	65	7.39	284 .943
1998	Gilmore	31	29	.517	14	9	.309	.298	420	398	58	86	5.73	495 .947
1999	Gilmore	43	15	.741	13	4	.320	.253	447	269	46	122	3.72	510 .958
2000	Gilmore	34	24	.586	11	10	.268	.251	304	276	28	122	4.30	479 .959
2001	Gilmore	42	20	.677	16	4	.330	.255	482	301	64	138	4.10	505 .961
2002	Gilmore	44	19	.698	16	5	.313	.265	468	272	67	192	3.40	406 .964
2003	Gilmore	46	17	.730	13	6	.284	.248	428	266	48	155	3.57	508 .970
2004	Gilmore	40	23	.635	16	8	.291	.276	433	359	63	98	5.00	488 .963
2005	Gilmore	50	16	.757	21	3	.306	.272	496	339	46	106	4.09	469 .963
2006	Gilmore	30	27	.526	15	9	.289	.282	344	315	43	69	4.26	370 .964
2007	Gilmore	50	13	.794	17	4	.321	.265	455	279	74	65	.363	390 .971

*Records in 1970's are incomplete. If you have any information that would help complete the records, please contact the CCU Media Relations Office.

Head Coach	Years	# of Years	Record	Win %
John Vrooman	1975-77, '87-'95	12 years	325-246	.569
Larry Carr	1978-84	7 years	265-86	.755
Bobby Richardson	1985-86	2 years	61-38	.616
Gary Gilmore	1996-2007	12 years	457-263	.634
		30 years	1108-633	.636



John Vrooman



Larry Carr



Bobby Richardson



Gary Gilmore



2008 COASTAL CAROLINA BASEBALL

MISCELLANEOUS RECORDS

TEAM RECORDS

WINS			BATTING			RUNS			HITS			RBI		
1.	2005	50	1.	1983	.352	1.	1983	537	1.	2001	712	1.	1983	503
	2007	50	2.	1985	.346	2.	2005	496	2.	2005	679	2.	2005	452
3.	1983	46	3.	1980	.343	3.	2001	482		2007	679	3.	2001	437
4.	2003	45	4.	1986	.341	4.	2002	468	3.	2002	666	4.	2002	423
5.	2002	44	5.	2001	.330	5.	2007	455	4.	1983	664	5.	1985	411
DOUBLES			TRIPLES			HOME RUNS			WALKS			STRIKEOUTS		
1.	2001	153	1.	1985	21	1.	1983	109	1.	2005	360	1.	2000	479
2.	2002	138	2.	1980	19	2.	2007	74	2.	2003	316	2.	1998	468
3.	2004	122		2001	19	3.	1985	72	3.	1999	309	3.	2004	432
4.	2003	121	4.	2002	18	4.	1984	69	4.	2004	309	4.	2005	424
5.	2007	119		1982	18	5.	2002	67	5.	1979	301	5.	2002	406
STOLEN BASES			FIELDING			ERA			STRIKEOUTS			OPP. BATTING		
1.	1979	258	1.	1991	.974	1.	1980	2.07	1.	1999	510	1.	1980	.190
2.	1983	220	2.	2007	.971	2.	1977	2.47	2.	2003	508	2.	1979	.213
3.	1978	205	3.	2003	.970	3.	1979	2.56	3.	2001	505	3.	1978	.218
4.	2002	192	4.	2002	.964	4.	1982	2.97	4.	1998	495	4.	1983	.231
5.	1982	178	5.	2006	.964	5.	2002	3.40	5.	2000	479	5.	1981	.243

RECORDS BY CLASS

	FRESHMAN	SOPHOMORE	JUNIOR	SENIOR
BATTING	Kirt Manwaring, 1984 .395	Bruce Franklin, 1980 .410	Tony Maggard, 1981 .424	Steve Billingsley, 1978 .441
HITS	Robbie Jordan, 1987 79	David Sappelt, 2007 99	Dorian Cameron, 1998 97	Terry Spires, 1987 90
HOME RUNS	Brooks Marzka, 1998 10	Mike Costanzo, 2004 21	John Rigos, 1983 22	Mickey Brantley, 1983 19
	Steve Tylke, 1998 10			Kirt Manwaring, 1986 19
RBI	Robbie Jordan, 1987 60	Mike Costanzo, 2004 74	Michael DeJesus, 2005 72	Frank Talotta, 1983 68
STEALS	Ryan McGraw, 2001 30	Ryan McGraw, 2002 63	Ryan McGraw, 2003 45	Steve Billingsley, 1978 47
WINS	Steven Carter, 2001 8	Bobby Gagg, 2007 12	Steve Smith, 1979 13	Ron Deubel, 1999 13
				Scott Sturkie, 2001 13
ERA	Brent Byer, 1977 0.97	Mark Clemons, 1981 2.20	Marc Goldberg, 1980 0.89	Steve Smith, 1980 2.12
STRIKEOUTS	Steven Carter, 2001 76	Scott Sturkie, 1999 106	Rett Johnson, 2000 151	Scott Sturkie, 2001 133
SAVES	Jason Burge, 1995 4	David Anderson, 2007 10	Mike Costanzo, 2005 14	Matt Logue, 1989 10
	Nick McCully, 2007 4			
INN. PITCHED	Steven Carter, 2001 96.0	Steven Carter, 2002 116.2	Rett Johnson, 2000 133.1	Scott Sturkie, 2001 132.2

FIELDING RECORDS BY POSITION

POS	PUTOUTS	ASSISTS	ERRORS*	FIELDING PERCENTAGE
C	Chad Oxendine, 2004..... 409	Kevin Schnall, 1998..... 58	Jason Vindich, 1996 ... 13	\$Josh Eachues, 2005 .. 1.000
1B	Buddy Cribb, 1991..... 560	Jeremy Samatas, 1997..... 59	John Kay, 1986..... 20	Jeff Sefcik, 1989..... .997
2B	Adam Vrable, 2007..... 131	Adam Vrable, 2007..... 211	Chris Pond, 1992..... 22	Pearce Taylor, 1990..... .973
3B	Rick Castellani, 1993..... 154	Derek Martin, 2007..... 126	Robbie Jordan, 1988.. 20	Chris Todd, 2005..... .978
SS	Chris Pond, 1994..... 110	Tyler Bortnick, 2007..... 194	Brett Harwood, 1996... 25	Tom Sutryk, 1986..... .974
OF	Brooks Marzka, 1998..... 158	Jason Vindich, 1997..... 19	Brooks Marzka, 1998.. 10	#Terry Spires, 1986..... 1.000

* - The single-season records for errors is 31 by Dorian Cameron in 1998, playing third base and shortstop.

\$ - Eachues fielded 243 chances without an error

- Spires fielded 132 chances without an error

2008 COASTAL CAROLINA BASEBALL

SINGLE-SEASON RECORDS



<p>GAMES</p> <p>1. Mike Costanzo, 2005 66 Michael DeJesus, 2005 66 3. Chris Todd, 2005 65 Ed Fortney, 1991 65 5. Buddy Cribb, 1991 64 6. 13 with 63</p> <p>AT BATS</p> <p>1. David Sappelt, 2007 276 2. Brandon Powell, 2003 253 3. Brandon Powell, 2002 247 4. Ryan McGraw, 2003 245 5. Chris Todd, 2005 244 6. Michael DeJesus, 2005 243 7. Mike Costanzo, 2005 240 Dom Duggan, 2007 240 Tommy Baldrige, 2007 240 9. Adam Keim, 2002 236 Dorian Cameron, 1998 236</p> <p>DOUBLES</p> <p>1. Justin Owens, 2002 24 2. Brandon Powell, 2003 22 Chris Carter, 2001 22 4. Terry Spires, 1987 21 Mike Costanzo, 2004 21 6. Randy McGarvey, 2002 20 Chris Pond, 1995 20 Brett Grandstrand, 2004 20 Dom Duggan, 2007 20 10. Chad Felty, 2001 19 Adam Keim, 2001 19 Justin Owens, 2001 19</p> <p>WALKS</p> <p>1. Mike Costanzo, 2005 68 2. Ryan McGraw, 2003 53 3. Jeff Baker, 2003 52 4. Buddy Cribb, 1991 51 5. Mike Costanzo, 2004 50 Michael DeJesus, 2005 49 7. Ed Fortney, 1991 47 8. Chris Todd, 2005 46 Ryan McGraw, 2001 46 10. Ryan McGraw, 2004 43</p> <p>WINS</p> <p>1. Steve Smith, 1979 13 Ron Deubel, 1999 13 Scott Sturkie, 2001 13 4. Ricky Shefka, 2005 12 Steven Carter, 2004 12 Bobby Gagg, 2007 12 7. Steven Carter, 2003 11 Steven Carter, 2002 11 Mark Clemons, 1983 11 Steve Smith, 1980 11 Randy Stokes, 1990 11 Kevin Thomas, 1986 11 Brian Fischer, 2001 11</p> <p>LOSSES</p> <p>1. Darrell Bagwell, 1996 9 Dave Brink, 1991 9 3. Ron Deubel, 1998 8 Scott Sturkie, 2000 8 5. Mike Davis, 1993 7 Seamus Donovan, 2003 7 7. Many tied with 6</p> <p>STRIKEOUTS</p> <p>1. Rett Johnson, 2000 151 2. Ron Deubel, 1998 136 3. Scott Sturkie, 2001 133 4. Ron Deubel, 1999 132 5. Steven Carter, 2004 116 6. Steven Carter, 2003 110 7. Scott Sturkie, 1999 106 8. Scott Sturkie, 2000 105</p> <p>BATTING AVERAGE</p> <p>1. Steve Billingsly, 1978 .441 2. Tony Maggard, 1981 .424 3. Denny Woods, 1985 .422 4. Justin Owens, 2002 .417</p>	<p>Chris Carter, 2001 .417 6. Mickey Brantley, 1983 .415 7. Rickey Grice, 1983 .412 8. Kirt Manwaring, 1986 .411 9. Dorian Cameron, 1998 .411 10. Bruce Franklin, 1980 .410</p> <p>RUNS</p> <p>1. Mike Costanzo, 2005 74 2. Kirt Manwaring, 1986 73 3. Ryan McGraw, 2002 72 4. Chris Todd, 2005 70 Rickey Grice, 1983 70 6. Mickey Brantley, 1983 67 Frank Talotta, 1983 67 8. Mike Costanzo, 2004 66 9. Ryan McGraw, 2001 64 10. Brett Grandstrand, 2003 63 Dom Duggan, 2007 63</p> <p>TRIPLES</p> <p>1. Tony Spires, 1987 8 2. David Sappelt, 2007 7 3. Brandon Powell, 2002 6 Steve Billingsly, 1978 6 5. Gary Gilmore, 1980 5 Mark Romer, 1989 5 Mark Romer, 1990 5 8. Many tied with 4</p> <p>STRIKEOUTS</p> <p>1. Chad Felty, 2002 68 2. Mike Costanzo, 2005 65 3. Chris Raber, 2007 63 4. Jeff Baker, 2003 59 5. Jeremy Samatas, 1998 57 6. Matt Ragan, 1995 53 Brooks Marzka, 1999 53 8. Steve Bagby, 1997 52 Jon Humay, 2000 52 Mike Costanzo, 2004 52 Dom Duggan, 2007 52</p> <p>APPEARANCES</p> <p>1. Mike Costanzo, 2005 37 2. Kit Kadlec, 1999 36 3. Byron Binda, 2004 34 4. Brian Waack, 2003 31 5. Byron Binda, 2002 30 6. David Anderson, 2007 29 Josh Fish, 2003 29 Byron Binda, 2003 29 Justin Sturge, 2002 29 Kit Kadlec, 1998 29 Justin Sturge, 2001 29</p> <p>INNINGS PITCHED</p> <p>1. Rett Johnson, 2000 133.1 2. Scott Sturkie, 2001 132.2 3. Ron Deubel, 1999 130.2 4. Steve Smith, 1980 126.0 5. Steven Carter, 2004 122.2 6. Ricky Shefka, 2005 117.2 Ron Deubel, 1998 117.2 8. Steven Carter, 2002 116.2 9. Scott Sturkie, 2000 116.1 10. Scott Sturkie, 1999 115.2</p> <p>WALKS</p> <p>1. Randy Stokes, 1990 71 2. Paul Alexander, 1990 59 3. Mike Barba, 1978 57 4. Greg Brown, 1984 56</p> <p>SLUGGING AVERAGE</p> <p>1. Tony Maggard, 1981 .824 2. Kirt Manwaring, 1986 .802 3. Mickey Brantley, 1983 .797 4. Denny Woods, 1985 .765 5. John Charboneau, 1985 .748 6. Mike Costanzo, 2004 .740 7. Kirt Manwaring, 1985 .734 8. Greg Brown, 1984 .729 9. Justin Owens, 2002 .706 10. Frank Talotta, 1982 .701</p>	<p>HITS</p> <p>1. David Sappelt, 2007 99 2. Dorian Cameron, 1998 97 3. Brandon Powell, 2003 92 Tommy Baldrige, 2007 92 5. Mike Costanzo, 2005 91 6. Terry Spires, 1987 90 7. Ryan McGraw, 2002 89 8. Justin Owens, 2002 88 9. Chris Todd, 2005 87 10. Mickey Brantley, 1983 86</p> <p>HOME RUNS</p> <p>1. John Rigos, 1983 22 2. Mike Costanzo, 2004 21 3. Mickey Brantley, 1983 19 Kirt Manwaring, 1986 19 5. Jeremy Samatas, 1998 18 6. Chris Raber, 2007 17 7. Mike Costanzo, 2005 16 Adam Keim, 2002 16 9. Buddy Cribb, 1991 15 Kip Kingsmore, 1990 15 Denny Woods, 1985 15 Tom Romano, 1978 15</p> <p>EARNED RUN AVERAGE</p> <p>1. Marc Goldberg, 1980 0.89 2. Brent Byer, 1977 0.97 3. Steve Smith, 1979 1.48 4. Ken Filpi, 1979 1.99 5. Ken Tomko, 1980 2.00 6. Joe Stethers, 1977 2.05 7. Brian Aviles, 1982 2.09 8. Steve Smith, 1980 2.12 9. Mark Clemons, 1981 2.20 10. Tom Zmudosky, 1982 2.32</p> <p>GAMES STARTED</p> <p>1. Steven Carter, 2003 19 Mike Davis, 1992 19 3. Steven Carter, 2002 18 Ron Deubel, 1999 18 Scott Sturkie, 2000 18 4. Jake Hurry, 2005 17 Rett Johnson, 2000 17 Scott Sturkie, 2001 17 Justin Sturge, 2003 17 Bobby Gagg, 2007 17 Andy DeLaGarza, 2007 17 John Mariotti, 2007 17</p> <p>COMPLETE GAMES</p> <p>1. Steve Smith, 1980 11 2. Steve Smith, 1979 9 Mike Campagno, 1994 9 4. Scott Sturkie, 2001 8 5. Mickey Lincoln, 1992 7 6. Marc Goldberg, 1980 6 Bob Buckley, 1985 6 Bobby Hargett, 1988 6 Chris Hanrahan, 1994 6 Ron Deubel, 1998 6</p> <p>HITS ALLOWED</p> <p>1. Steven Carter, 2004 135 2. Ricky Shefka, 2005 125 3. Ron Deubel, 1999 121 4. Steven Carter, 2002 119 Scott Sturkie, 2001 119 6. Ron Deubel, 1998 118 Bobby Hargett, 1987 118 Scott Sturkie, 2000 118 9. Mike Davis, 1992 116 10. Randy Stokes, 1989 111 Andy DeLaGarza, 2007 111</p> <p>ON BASE PERCENTAGE</p> <p>1. Mike Costanzo, 2005 .525 2. Kevin Schnall, 1999 .515 3. Bobby Morgan, 1985 .512 4. John Charboneau, 1985 .506 5. Ricky Grice, 1983 .504 6. Jason Vindich, 1996 .503 7. Steve Billingsly, 1978 .500 Charles Hendrick, 1979 .500</p>	<p>9. Kirt Manwaring, 1986 .496 10. Chris Todd, 2005 .490 Chad Felty, 2001 .490</p> <p>RUNS BATTED IN</p> <p>1. Mike Costanzo, 2004 74 2. Michael DeJesus, 2005 72 3. Frank Talotta, 1983 68 4. Mike Costanzo, 2005 67 5. John Rigos, 1983 64 6. Greg Brown, 1984 63 7. Chad Felty, 2001 62 8. Brandon Powell, 2001 61 9. Robbie Jordan, 1987 60 Luis Lopez, 1992 60</p> <p>STOLEN BASES</p> <p>1. Ryan McGraw, 2002 63 2. Steve Billingsly, 1978 47 3. Ryan McGraw, 2003 45 Mark Romer, 1990 45 5. Gary Gilmore, 1979 42 6. Rickey Grice, 1983 37 Steve Billingsly, 1977 37 8. Stephen Turner, 1995 35 9. Don Landrum, 1977 34 Paul Leszczynski, 1991 34 Brett Grandstrand, 2003 34</p> <p>ERA (Div. I)</p> <p>1. Scott Sturkie, 1999 2.49 2. Paul Alexander, 1990 2.55 3. Dave Brink, 1990 2.56 4. Rett Johnson, 2000 2.70 5. Chris Herndon, 1994 2.71 6. Bobby Hargett, 1988 2.74 7. Ricky Shefka, 2005 2.51 8. Bobby Gagg, 2007 2.57 9. Brian Waack, 2003 2.90 10. Mickey Lincoln, 1992 2.92</p> <p>SAVES</p> <p>1. Mike Costanzo, 2005 14 2. Kit Kadlec, 1999 13 3. Matt Logue, 1989 10 David Anderson, 2007 10 5. Byron Binda, 2004 9 Kit Kadlec, 1998 9 Matt Logue, 1988 9 Kit Kadlec, 2000 9 9. Adam Keim, 2002 7 Chris Wilson, 1993 7</p> <p>OPP. BATTING (Div. I)</p> <p>1. Paul Alexander, 1990 .208 2. Rett Johnson, 2000 .215 3. Mike Costanzo, 2005 .217 4. Byron Binda, 2005 .226 5. Glenn Fortner, 1987 .230 6. Byron Binda, 2004 .231 7. Brian Fischer, 2001 .233 8. Randy Stokes, 1990 .234 Scott Sturkie, 2001 .234 10. Seamus Donovan, 2002 .237</p> <p>EARNED RUNS</p> <p>1. Steven Carter, 2003 66 2. Mike Duperron, 1997 64 3. Scott Sturkie, 2000 63 4. Bob Buckley, 1985 59 Tony Crossen, 1997 59 6. Ron Deubel, 1998 58 7. Jake Hurry, 2005 57 Bobby Richardson, 1995 57 9. Steven Carter, 2004 56 10. Bobby Hargett, 1987 55</p>
-----------------------------------------------------------------------------------------------------------------------------------------------------------------------------------------------------------------------------------------------------------------------------------------------------------------------------------------------------------------------------------------------------------------------------------------------------------------------------------------------------------------------------------------------------------------------------------------------------------------------------------------------------------------------------------------------------------------------------------------------------------------------------------------------------------------------------------------------------------------------------------------------------------------------------------------------------------------------------------------------------------------------------------------------------------------------------------------------------------------------------------------------------------------------------------------------------------------------------------------------------------------------------------------------------------------------------------------------------------------------------------------------------------------------------------------------------------------------------------------------------------------------------------------------------------------------------------------------------------------------------------------------------------------------------------------------------------------------------------------------------------------------------------------------------------------------------------------------------------------------------------------------------------------------------------------------------------------------------------------------------------------------------------------------------------------------------------------------------------------------------------------------------------------------------------------------------------------------------------------------------------------------------------------------------	-----------------------------------------------------------------------------------------------------------------------------------------------------------------------------------------------------------------------------------------------------------------------------------------------------------------------------------------------------------------------------------------------------------------------------------------------------------------------------------------------------------------------------------------------------------------------------------------------------------------------------------------------------------------------------------------------------------------------------------------------------------------------------------------------------------------------------------------------------------------------------------------------------------------------------------------------------------------------------------------------------------------------------------------------------------------------------------------------------------------------------------------------------------------------------------------------------------------------------------------------------------------------------------------------------------------------------------------------------------------------------------------------------------------------------------------------------------------------------------------------------------------------------------------------------------------------------------------------------------------------------------------------------------------------------------------------------------------------------------------------------------------------------------------------------------------------------------------------------------------------------------------------------------------------------------------------------------------------------------------------------------------------------------------------------------------------------------------------------------------------------------------------------------------------------------------------------------------------------------------------------------------------------------------------------------------------------------------------------------------------------	-------------------------------------------------------------------------------------------------------------------------------------------------------------------------------------------------------------------------------------------------------------------------------------------------------------------------------------------------------------------------------------------------------------------------------------------------------------------------------------------------------------------------------------------------------------------------------------------------------------------------------------------------------------------------------------------------------------------------------------------------------------------------------------------------------------------------------------------------------------------------------------------------------------------------------------------------------------------------------------------------------------------------------------------------------------------------------------------------------------------------------------------------------------------------------------------------------------------------------------------------------------------------------------------------------------------------------------------------------------------------------------------------------------------------------------------------------------------------------------------------------------------------------------------------------------------------------------------------------------------------------------------------------------------------------------------------------------------------------------------------------------------------------------------------------------------------------------------------------------------------------------------------------------------------------------------------------------------------------------------------------------------------------------------------------------------------------------------------------------------------------------------------------------------------------------------------------------------------------------------------------------------------------------------------------------------------------------------------------------------------------------------------------------------------------	---------------------------------------------------------------------------------------------------------------------------------------------------------------------------------------------------------------------------------------------------------------------------------------------------------------------------------------------------------------------------------------------------------------------------------------------------------------------------------------------------------------------------------------------------------------------------------------------------------------------------------------------------------------------------------------------------------------------------------------------------------------------------------------------------------------------------------------------------------------------------------------------------------------------------------------------------------------------------------------------------------------------------------------------------------------------------------------------------------------------------------------------------------------------------------------------------------------------------------------------------------------------------------------------------------------------------------------------------------------------------------------------------------------------------------------------------------------------------------------------------------------------------------------------------------------------------------------------------------------------------------------------------------------------------------------------------------------------------------------------------------------------------------------------------------------------------------------------------------------------------------------------------------------------------------------------------------------------------------------------------------------------------------------------------------------------------------------------------------------------------------------------------------



2008 COASTAL CAROLINA BASEBALL

CAREER PITCHING RECORDS

EARNED RUN AVERAGE (100 Inn. Pitched)		EARNED RUN AVERAGE (Since Joining NCAA D-I)		GAMES		INNINGS PITCHED	
1. Steve Smith	1.84	1. Paul Alexander	2.55	1. Byron Binda	117	1. Steven Carter	450.1
2. Paul Alexander	2.55	2. Bobby Gagg	2.72	2. Kit Kadlec	109	2. Scott Sturkie	416.2
3. Mark Clemons	2.61	3. Ricky Shefka	2.75	3. Matt Logue	94	3. Randy Stokes	404.1
4. Ken Tomko	2.69	4. Matt Logue	2.99	4. Justin Sturge	88	4. Andy DeLaGarza	331.0
5. Marc Goldberg	2.72	5. Dave Iorlano	3.20	5. Scott Sturkie	80	5. Mike Davis	328.2
Bobby Gagg	2.72	6. Chris Herndon	3.44	6. Steven Carter	78	6. Bobby Hargett	298.0
7. Ricky Shefka	2.75	7. Mike Campagno	3.48	7. Jake Hurry	74	7. Rett Johnson	295.2
8. Matt Logue	2.99	8. Dave Brink	3.58	8. Andy DeLaGarza	71	8. Justin Sturge	295.0
9. Clint Harvey	3.02	9. Mickey Lincoln	3.62	9. Randy Stokes	68	9. Steve Smith	278.1
10. Tom Zmudosky	3.08	10. Steven Carter	3.64	10. Mike Davis	67	10. Jake Hurry	273.0
11. Dave Iorlano	3.20	11. Byron Binda	3.68	11. Dave Iorlano	65	11. Glenn Fortner	264.2
12. Brian Aviles	3.32	12. Brian Fischer	3.69	12. Steve Soja	62	12. Mark Clemons	259.0
13. Chris Herndon	3.44	13. Justin Sturge	3.70	13. Steve Smith	61	13. Bob Buckley	249.0
14. Mike Campagno	3.48	14. Rett Johnson	3.80	Jeff Smith	61	14. Ron Deubel	248.1
15. Joe Louis	3.52	15. Bobby Hargett	3.81	15. Aaron Kunder	59	15. Byron Binda	244.2
16. Dave Brink	3.58	16. Scott Sturkie	3.82	Rett Johnson	59	16. Seamus Donovan	216.0
Marshall Tesauro	3.58	17. Randy Stokes	3.85	17. Bobby Hargett	57	17. Brian Fischer	210.2
18. Mickey Lincoln	3.62	18. Jeff Hatch	4.02	Chris Wilson	57	18. Jack Jolly	197.0
19. Mike Barba	3.63	19. Ron Deubel	4.06	Bob Buckley	57	19. Dave Brink	193.2
20. Steven Carter	3.64	20. Aaron Kunder	4.08	20. Mike Costanzo	56	20. Bobby Gagg	188.1
				Bobby Richardson	56		
WINS		LOSSES		STRIKEOUTS		OPPONENT BATTING	
1. Steven Carter	42	1. Mike Davis	23	1. Scott Sturkie	400	1. Joe Louis	.181
2. Scott Sturkie	36	2. Scott Sturkie	20	2. Steven Carter	389	2. Steve Smith	.184
3. Randy Stokes	33	3. Jeff Smith	16	3. Randy Stokes	305	3. Joe Stethers	.188
Steve Smith	33	4. Randy Stokes	14	4. Rett Johnson	302	4. Marc Goldberg	.200
5. Mark Clemons	28	Andy DeLaGarza	14	5. Justin Sturge	278	5. Ken Tomko	.204
6. Bobby Hargett	26	6. Glenn Fortner	13	6. Byron Binda	274	6. Paul Alexander	.208
7. Jake Hurry	25	7. Dave Brink	12	7. Ron Deubel	268	7. Mark Clemons	.216
Rett Johnson	24	8. Steven Carter	12	8. Mark Clemons	234	8. Greg Brown	.221
9. Bob Buckley	22	9. Steve Bergman	11	9. Jake Hurry	226	Byron Binda	.221
10. Byron Binda	21	Rett Johnson	11	10. Mike Davis	208	10. Dave Iorlano	.222
Ron Deubel	21	Seamus Donovan	11	11. Andy DeLaGarza	203	11. Marshall Tesauro	.225
Justin Sturge	21	Justin Sturge	11	12. Steve Smith	202	12. Brian Aviles	.229
13. Brian Fischer	20	13. Duane Barbon	10	13. Bob Buckley	199	13. Chris Hanrahan	.236
Andy DeLaGarza	20	Mike Campagno	10	14. Joe Louis	188	14. Mike Campagno	.239
15. Mike Davis	19	Tony Crossen	10	15. Bobby Hargett	170	15. Bob Buckley	.246
Glenn Fortner	19	Steve Eills	10	16. Brian Fischer	165	16. Tom Zmudosky	.246
17. Kevin Thomas	16	Jack Jolly	10	17. Kit Kadlec	159	17. Mike Costanzo	.247
Ken Tomko	16	Ron Deubel	10	18. Matt Logue	158	18. John Pilatich	.248
Bobby Gagg	16	Byron Binda	10	19. Seamus Donovan	163	19. Randy Stokes	.249
20. Seamus Donovan	15	Kevin Marrie	10	20. Kevin Thomas	142	20. Matt Logue	.249
SAVES		WALKS		GAMES STARTED		COMPLETE GAMES	
1. Kit Kadlec	33	1. Randy Stokes	158	1. Steven Carter	68	1. Steve Smith	25
2. Matt Logue	28	2. Rett Johnson	143	2. Mike Davis	57	2. Randy Stokes	15
3. Byron Binda	15	3. Mike Davis	142	Scott Sturkie	57	Scott Sturkie	15
Mike Costanzo	15	Steven Carter	142	4. Andy DeLaGarza	56	4. Mark Clemons	14
5. David Anderson	11	5. Glenn Fortner	138	5. Randy Stokes	53	5. Bobby Hargett	12
6. Dave Iorlano	9	6. Andy DeLaGarza	137	6. Rett Johnson	46	6. Mike Davis	10
Chris Wilson	9	7. Joe Louis	136	7. Bobby Hargett	43	Bob Buckley	10
8. Adam Keim	7	8. Bob Buckley	135	8. Glenn Fortner	41	8. Ron Deubel	8
Steve Soja	7	9. Jake Hurry	128	9. Justin Sturge	38	Marc Goldberg	8
10. Randy Nimmons	6	10. Bobby Hargett	121	Jake Hurry	38	Mickey Lincoln	8
Aaron Kunder	6	Scott Sturkie	121				
Joe Louis	6						



2008 COASTAL CAROLINA BASEBALL

THE FOLLOWING SPONSORS WISH THE COASTAL CAROLINA UNIVERSITY BASEBALL TEAM GOOD LUCK IN THE 2008 SEASON



MYRTLE BEACH, SC

