

2018

COASTAL CAROLINA UNIVERSITY

MARCUS **OUTLOW**

MALCOLM **WILLIAMS**

C.J. **BREWER**

SILAS **KELLY**



CHANTICLEER

FOOTBALL MEDIA GUIDE



COASTAL CAROLINA

2018 FOOTBALL SCHEDULE

| Date | Day | Opponent | Site | Time |
|----------|------|---------------------------------------|---|------|
| Sept. 1 | Sat. | at South Carolina (SEC Network) | Columbia, S.C. Williams-Brice Stadium | Noon |
| Sept. 8 | Sat. | UAB (ESPN+) | Conway, S.C. Brooks Stadium | 7 pm |
| Sept. 15 | Sat. | CAMPBELL (ESPN3) | Conway, S.C. Brooks Stadium | 7 pm |
| Sept. 22 | Sat. | at Louisiana * | Lafayette, La. Cajun Field | TBA |
| Sept. 29 | Sat. | at Troy * | Troy, Ala. Veterans Memorial Stadium | TBA |
| Oct. 6 | Sat. | — O P E N — | | |
| Oct. 13 | Sat. | ULM * — FAMILY WEEKEND — | Conway, S.C. Brooks Stadium | TBA |
| Oct. 20 | Sat. | at UMass | Amherst, Mass. Warren McGuirk Alumni Stadium | TBA |
| Oct. 27 | Sat. | at Georgia State * | Atlanta, Ga. Georgia State Stadium | TBA |
| Nov. 3 | Sat. | APPALACHIAN STATE * — HOMECOMING — | Conway, S.C. Brooks Stadium | TBA |
| Nov. 10 | Sat. | ARKANSAS STATE * — HALL OF FAME — | Conway, S.C. Brooks Stadium | TBA |
| Nov. 17 | Sat. | GEORGIA SOUTHERN * | Conway, S.C. Brooks Stadium | TBA |
| Nov. 23 | Fri. | at South Alabama * | Mobile, Ala. Ladd-Peebles Stadium | TBA |
| Dec. 1 | Sat. | 2018 SUN BELT CHAMPIONSHIP | TBD | TBA |

BOLD — Home Games

* —Sun Belt Conference games





TABLE OF CONTENTS

INTRODUCTION

Schedule.....Inside Front Cover
Table of Contents 1
Quick Facts..... 1
Media Policies.....2
Brooks Stadium3
2018 Roster..... 4-5
2018 Depth Chart/Pronunciation Guide 6

ADMINISTRATION

University Leadership..... 8
Athletics Leadership..... 9
About Coastal Carolina University..... 10

COACHES & STAFF

Head Coach/Executive Director for Football Joe Moglia..... 12-14
Graduates in Coach Moglia Era 15-16
Be A Man (BAM) / Life After Football (LAF)..... 16
Assistant Coaches..... 17-26
Support Staff..... 27-30

MEET THE CHANTS

Returners 32-54
Newcomers..... 55-65

2017 SEASON IN REVIEW

2017 Season Statistics..... 68-78
2017 Game Recaps and Box Scores..... 79-84
2017 Season Notes/Honors..... 85-86

RECORD BOOK

Chanticleer All-Americans 88-89
Chanticleer National Honors 90-93
Chanticleer Conference Players of the Year 94
Chanticleer Conference Honors 95-97
Chanticleer Lettermen..... 98-99
Chanticleer Individual Single-Game Highs..... 100-102
Opponent Individual Single-Game Highs..... 103-104
Coastal Carolina Team Single-Game Highs/Lows 105
Opponent Team Single-Game Highs/Lows 106
Chanticleer Individual Season Highs 107-109
Coastal Carolina Team Season Highs 110-111
Chanticleer Individual Career Highs..... 112-114
Year-by-Year History 115-132
Chants in Pro Football..... 133-135
2018 Chanticleers Team Photo 136

WHAT IS A CHANTICLEER?
A Chanticleer (SHON-ti-cleer) gives Coastal Carolina University one of the most unique nicknames in all of sports. Chanticleer comes from Chaucer's Canterbury Tales and came to the University when it was a member of the University of South Carolina system.
A Chanticleer is a rooster who rules the barnyard with cunning and wit. His competitiveness never wanes as he battles to the end, using his brains to come out on top every time.

QUICK FACTS

GENERAL INFORMATION

University: Coastal Carolina University
* Coastal or CCU
Location: Conway, S.C. 29528
Founded:.....1954
Enrollment: 10,633
Nickname: Chanticleers
Pronunciation of Nickname:.....SHON-ti-cleers
School Colors:.....Teal, Bronze and Black
Stadium:.....Brooks Stadium (15,000) / Benton Field (Artificial)
Affiliation:.....NCAA Division I FBS
Conference: Sun Belt Conference
President:.....David A. DeCenzo
Alma Mater: Maryland (1978)
Director of Athletics:..... Matt Hogue
Alma Mater: South Carolina (1993)
Athletic Department Phone:..... 843-349-2820
Ticket Office Phone:..... 843-347-8499
Athletics Website: www.GoCCUSports.com
University Website:..... ww.coastal.edu

FOOTBALL HISTORY

First Year:2003
Overall All-Time Record:.....117-63 (.650)
Overall Conference Record:.....46-27 (.630)
Sun Belt Conference (2017-present):.....2-6 (.250)
Big South Conference (2003-15):.....44-21 (.676)
NCAA FCS All-Time Playoff Record:..... 4-6 (.400)
Years in NCAA FCS Playoffs: 6
2006 • 2010 • 2012 • 2013 • 2014 • 2015
Conference Championships:..... 8
2004 • 2005 • 2006 • 2010 • 2012 • 2013 • 2014 • 2016*
*Football Transition Committee Conference Champions

ATHLETICS DEPARTMENT ADMINISTRATION

Director of Athletics:..... Matt Hogue
Administrative Assistant for Director of Athletics:Melissa Todd
NCAA Faculty Athletics Representative:..... Mark Mitchell
Senior Associate Athletic Director:Dwayne Beam
Associate AD/Student-Athlete Enhancement & SWA:.....Cari Rosiek
Associate AD/Compliance:AraLeigh Beam
Associate AD/Community Outreach: Jess Dannelly
Associate AD/Student Athlete Enrichment: Walter Goffigan
Associate AD/Student-Athlete Support Services:Jillian Weston
Assistant AD/Media Relations:Kevin Davis
Assistant AD/Sport Performance: Jeff Pounds
Assistant AD/Digital Initiatives: Alex Souza
Assistant AD/Facilities & Operations: Bryan Stiles
Assistant AD/Finance:Lauren Barker
Athletics Business Office Manager:.....Bryce Skipper
Director of Ticketing: Patrick Girard
Head Equipment Coordinator: Dan Morphis
Director of Speed, Strength & Conditioning:..... Anthony Decker

It is the policy of Coastal Carolina University to prohibit discrimination on the basis of age, color, disability, gender, national origin, race, religion, sex or veteran's status in regard to the administration of all campus programs, services and activities including intercollegiate athletics, and the admission of students, employment actions or other sponsored activities.



BROOKS STADIUM / BENTON FIELD

BROOKS STADIUM/ BENTON FIELD QUICK FACTS

ORIGINAL COST: \$11.6 million
ORIGINAL SEATING: 6,408 — Years 1-3

BROOKS STADIUM SEATING EXPANSIONS:

- 7,322 — Expanded west side in 2006
- 9,102 — Addition of north bleachers in 2010
- 9,214 — Addition of suite seating in 2012
- at least 15,000 — Phase I of FBS expansion in 2017
- at least 20,000 — Phase 2 of FBS expansion for 2019

BENTON FIELD:

- Natural grass from 2003-14
- Added Powerblade SD teal turf in 2015

The Coastal Carolina University football stadium officially opened as Brooks Stadium on Sept. 6, 2003, for the inaugural home game of the Chanticleer football program. Scoring a touchdown with just seconds left on the clock, the Chanticleers beat Newberry College 21-14.

With a gift from the late businessman Bob Brooks, the stadium was named in honor of Brooks’ children Coby Garrett and Boni Belle. The \$2 million gift is among the largest gifts ever made to the university.

Brooks, who grew up on a farm in Loris, S.C., was the CEO and founder of Eastern Foods, Inc., creators of the Naturally Fresh line of products, and chairman of Hooters of America, Inc. He also created Hooters Air Charter Airline, the National Golf Association Hooters Tour and the Hooters ProCup Series, a series of short-track races in small towns throughout the Southeast and Midwest. Brooks died in 2006.

Phase I of the stadium construction included 6,408 seats, while Phase II added almost 1,000 additional seats prior to the 2006 season. The third phase of Brooks Stadium was completed in 2010 when approximately 1,600 seats were added directly behind the north end zone. Affectionately referred to as the “Chantourage” section, the seating directly in front of the field house was designated as the student section in 2011.

Brooks Stadium has been ranked among the top stadiums in the nation in attendance based on capacity. In 2010, the Chanticleers hosted a first round NCAA Division I Football Championship playoff game against Western Illinois; the game marked the first postseason game played in Brooks Stadium.

On Feb. 15, 2013, the women’s lacrosse team opened its inaugural season on its new home field inside Brooks Stadium. Women’s lacrosse is the 18th Division I sports program for the Chanticleers.

The facility underwent a major transformation in the spring of 2015 as Benton Field went from natural grass to artificial teal turf... or “The Surf Turf.” The first pieces of Powerblade SD turf were then laid on April 2 and the project was completed later that month. The project had a budget of \$1.2 million

Brooks Stadium was designed and built with the capability to expand from its inception. That original design is coming to fruition as Coastal embarked on another two-phase expansion in the spring of 2017 that will ultimately bring capacity to approximately 20,000.

The first phase boosted the seating capacity to at least 15,000 and included adding seats to both corners of the end zone nearest the field house, expanding the sections closest to the field on both sides toward the scoreboard, and expanding the upper deck on the east side to match the length on the lower deck.

Prior to the 2019 season, a second level and premium suites will be added to the west side. The cost of the two-phase project is \$31.8 million.





2018 COASTAL CAROLINA FOOTBALL ROSTER

| ALPHABETICAL | | | NO | NAME | CLASS | POS. | HT | WT | HOMETOWN / HIGH SCHOOL (PREVIOUS SCHOOL) |
|--------------|--------------------|-----|----|-----------------------|-------|------|------|-----|--|
| NO | NAME | POS | 1 | Jave Brown | Jr. | S | 5-11 | 190 | Franklin, N.J./Franklin Regional (Lackawanna College) |
| 5 | Josh Anderson | WR | 2 | Antawn Chandler | Jr. | WR | 5-10 | 160 | Aiken, S.C. / Aiken |
| 7 | Kilton Anderson | QB | 3 | T'Qele Holmes | So. | WR | 5-11 | 190 | Charleston, S.C. / West Ashley |
| 10 | Matt Beale | QB | 4 | Da'kendall "DK" James | Fr. | WR | 6-1 | 190 | Chesapeake, Va. / Portsmouth Christian School |
| 79 | Steven Bedosky | OL | 4 | Eriziah "Tank" Walker | Fr. | CB | 6-3 | 180 | Springfield, Mass. / Springfield Central (Milford Acad.) [N.Y.] |
| 11 | Shadell Bell | TE | 5 | Josh Anderson | Jr. | WR | 6-1 | 185 | Volo, Ill. / Wauconda |
| 43 | Sheldon Billings | LB | 5 | Quane' Washington | Jr. | CB | 5-10 | 190 | Charlottesville, Va. / Covenant School |
| 29 | Massimo Biscardi | PK | 6 | Sterling Johnson | Jr. | DT | 6-4 | 300 | Clayton, N.C./ Cleveland (Clemson) |
| 39 | Mike Boyer | TE | 6 | Jaivon Heiligh | Fr. | WR | 6-2 | 195 | Venice, Fla. / Venice |
| 52 | C.J. Brewer | DT | 7 | Kilton Anderson | Sr. | QB | 6-2 | 205 | Naples, Fla. / Skyline [Wash.] / Fresno State (New Mexico Military Institute) |
| 1 | Jave Brown | S | 7 | Mallory Claybourne | Sr. | CB | 5-11 | 185 | Pittsburgh, Pa. / Sto-Rox (Lackawanna College) |
| 11 | Kameron Burton | S | 8 | Larry Collins Jr. | So. | WR | 6-1 | 210 | Hopkins, S.C. / Lower Richland |
| 23 | Derick Bush | CB | 8 | Damari Kelly | Fr. | CB | 5-11 | 165 | Waynesboro, Ga. / Burke Country |
| 14 | Preston Carey | CB | 9 | Malcolm Williams | Sr. | WR | 5-10 | 190 | Shreveport, La. / Woodlawn (Fort Scott CC) [Kan.] |
| 12 | Bryce Carpenter | QB | 9 | Tarron Jackson | So. | DE | 6-2 | 265 | Aiken, S.C. / Silver Bluff |
| 63 | Trey Carter | OL | 10 | Alex Spillum | r-Fr. | S | 6-2 | 180 | Chanhassen, Minn. / Chanhassen |
| 2 | Antawn Chandler | WR | 10 | Matt Beale | Fr. | QB | 6-1 | 175 | Myrtle Beach, S.C. / Carolina Forest |
| 17 | Anthony Chesley | CB | 11 | Kameron Burton | r-Fr. | S | 6-1 | 190 | Belton-Honea Path, S.C. / Belton-Honea Path |
| 41 | Jarrold Clark | TE | 11 | Shadell Bell | Jr. | TE | 6-1 | 225 | Decatur, Ga. / Columbia (Clemson) |
| 34 | Kared Class | RB | 12 | Ryan Lee | r-So. | S | 6-1 | 210 | Columbia, S.C. / Spring Valley |
| 7 | Mallory Claybourne | CB | 12 | Bryce Carpenter | Fr. | QB | 6-1 | 205 | Sarasota, Fla. / Venice |
| 30 | Jaiden Clayton | LB | 13 | Chandler Kryst | Jr. | CB | 5-9 | 170 | Tega Cay, S.C. / Fort Mill |
| 99 | Jonathan Clayton | DT | 13 | Fred Payton | Fr. | QB | 6-2 | 200 | Suwanee, Ga. / Parkview |
| 16 | Vic Colbert | QB | 14 | Preston Carey | Jr. | CB | 5-11 | 165 | Hagerstown, Md. / North Hagerstown |
| 8 | Larry Collins Jr. | WR | 15 | Chance Thrasher | Jr. | QB | 6-2 | 220 | Suwanee, Ga. / Peachtree Ridge |
| 92 | Wallace Cowins | DE | 15 | Johnathan Smith | So. | CB | 5-6 | 160 | St. Matthews, S.C. / Calhoun County |
| 54 | Ayelle Cross | DT | 16 | Vic Colbert | r-Fr. | QB | 6-0 | 215 | Hanahan, S.C./ Hanahan |
| 53 | Ryan Culbertson | LS | 16 | Jordan Morris | Fr. | CB | 6-1 | 165 | Rock Hill, S.C. / Rock Hill |
| 47 | Jamar Darboe | LB | 17 | Anthony Chesley | Sr. | CB | 5-11 | 190 | Temple Hills, Md. / Gwynn Park |
| 73 | Jordan Donald | OL | 17 | CJ Marable | So. | RB | 5-10 | 190 | Decatur, Ga. / Towers (Presbyterian College) |
| 36 | Derambez Drinkard | CB | 18 | Cam Jackson | Sr. | S | 6-1 | 205 | Pearland, Texas / Lutheran South Academy (Liberty) |
| 48 | Jonathan Elder | TE | 18 | Tyriq Goodman | Fr. | S | 6-3 | 190 | Newberry, S.C. / Newberry |
| 45 | Chris Evans | LB | 19 | Ky'Jon Tyler | Jr. | WR | 5-9 | 180 | Sumter, S.C. / Sumter |
| 33 | Cincir Evans | S | 19 | William Stewart | r-Fr. | LB | 6-0 | 185 | Surfside Beach, S.C. / St. James |
| 95 | Luis Ferreira | PK | 20 | Fitz Wattley | Sr. | S | 5-11 | 210 | Powder Springs, Ga. / McEachern |
| 62 | Sean Fitzgerald | OL | 20 | Greg Latushko | r-Fr. | WR | 5-10 | 180 | Franklin Lakes, N.J. / Ramapo |
| 56 | Jack Flood | OL | 21 | Marcus Outlow | Sr. | RB | 5-10 | 215 | Norwich, Conn. / Norwich Free Academy (Boston College) |
| 74 | Jack Franklin | OL | 22 | Alex James | So. | RB | 5-11 | 205 | Florence, S.C. / Florence Christian School |
| 37 | Noah Freshley | LB | 23 | Derick Bush | Fr. | CB | 6-1 | 180 | Tucson, Ariz. / Salpointe Catholic |
| 34 | Teddy Gallagher | LB | 25 | Laqavious Paul | Jr. | LB | 5-11 | 220 | Lake City, Fla. / Columbia |
| 91 | Taequan Gilmore | DE | 25 | Anthony McAfee | r-Fr. | RB | 5-8 | 185 | Myrtle Beach, S.C. / Carolina Forest |
| 33 | Bryson Godfrey | RB | 26 | Brayden Matts | r-Fr. | S | 6-1 | 195 | Jacksonville, Fla. / Sandalwood |
| 18 | Tyriq Goodman | S | 26 | Antonio Robinson | Fr. | RB | 6-0 | 195 | Decatur, Ala. / Austin |
| 64 | Trevor Goude | OL | 27 | Jai Williams | Fr. | WR | 6-0 | 170 | Jacksonville, Fla. / Fletcher |
| 94 | Jeffrey Gunter | DE | 28 | Jacqez Hairston | So. | RB | 5-7 | 180 | Martinsville, Va. / Magna Vista |
| 28 | Jacqez Hairston | RB | 29 | Silas Kelly | So. | LB | 6-4 | 230 | Mount Airy, Md. / South Carroll Senior |
| 77 | Seth Harrell | OL | 29 | Massimo Biscardi | Fr. | PK | 5-11 | 195 | Downingtown, Pa. / Downingtown West |
| 49 | James Heft | LB | 30 | Jaiden Clayton | r-Fr. | LB | 6-0 | 225 | Gaffney, S.C. / Gaffney |
| 6 | Jaivon Heiligh | WR | 31 | Baden Pinson | r-Fr. | RB | 5-10 | 210 | Cincinnati, Ohio / Reading |
| 86 | Tre' High | WR | 31 | Shakeel Robinson | r-Fr. | LB | 5-9 | 200 | Sumter, S.C. / Laurence Manning |
| 76 | Brock Hoffman | OL | 32 | James Patterson | Jr. | LB | 5-10 | 210 | Blythewood, S.C. / Ben Lippen |
| 3 | T'Qele Holmes | WR | 33 | Bryson Godfrey | Fr. | RB | 6-0 | 180 | Taylorsville, N.C. / Alexander Central |
| 75 | Ethan Howard | OL | 33 | Cincir Evans | Fr. | S | 6-4 | 195 | Memphis, Tenn. / White Station |
| 18 | Cam Jackson | S | 34 | Teddy Gallagher | So. | LB | 6-1 | 235 | Los Angeles, Calif. / Loyola (Glendale CC) |
| 9 | Tarron Jackson | DT | 34 | Kared Class | Fr. | RB | 5-8 | 160 | Little River, S.C. / North Myrtle Beach |
| 22 | Alex James | RB | 35 | Evan Rabon | Sr. | P/PK | 6-0 | 165 | Florence, S.C. / South Florence |
| 4 | Da'Kendall James | WR | 36 | Derambez Drinkard | So. | CB | 5-11 | 165 | Blythewood, S.C. / Blythewood |
| 6 | Sterling Johnson | DT | 36 | Javontay Robinson | Fr. | RB | 5-10 | 175 | Darlington, S.C. / Trinity-Byrnes Collegiate |
| 96 | Ty Johnson-Fisher | RB | 37 | Myles Prosser | r-Fr. | PK/P | 6-4 | 195 | York, S.C. / York Comprehensive |
| 8 | Damari Kelly | CB | 37 | Noah Freshley | Fr. | LB | 6-2 | 210 | Conway, S.C. / Conway |
| 29 | Silas Kelly | LB | 38 | Vontravious Lee | r-Fr. | LB | 6-1 | 200 | Anderson, S.C. / Anderson Christian School |
| 13 | Chandler Kryst | CB | 39 | Tim Marshall | Jr. | DB | 5-9 | 190 | Mint Hill, N.C. / Independence (Guilford College) |
| 42 | Connor Kubala | LS | 39 | Mike Boyer | Fr. | TE | 6-5 | 192 | Utica, N.Y. / Thomas R. Proctor |
| 20 | Greg Latushko | WR | 40 | Michael Makins | r-Fr. | LB | 5-11 | 200 | Lithonia, Ga. / Stephenson |
| 65 | Adam Lawhorn | OL | 40 | Patrick McSweeney | Fr. | TE | 6-4 | 195 | Staten Island, N.Y. / Monsignor Farrell |
| 12 | Ryan Lee | S | | | | | | | |



2018 COASTAL CAROLINA FOOTBALL ROSTER

Table with columns: NO, NAME, CLASS, POS., HT, WT, HOMETOWN / HIGH SCHOOL (PREVIOUS SCHOOL). Lists 99 players with their stats and hometowns.

ALPHABETICAL

Table with columns: NO, NAME, POS. Lists 99 players alphabetically by name.

COACHING STAFF

Head Coach: Joe Moglia (Fordham, 1971)
Offensive Coordinator/QBs: Jamey Chadwell (ETSU, 2001)
Defensive Coordinator: Marvin Sanders (Nebraska, 1990)
DBs/Specialists/Punt Return: Curt Baldus (Gustavus Adolphus, 2002)
Offensive Line: Patrick Covington (Furman, 2006)
TEs/Tackles/PAT-FG: Bill Durkin (UMass, 1994)
Linebackers/FG Defense: Ryan Goodman (NC State, 2009)
Defensive Line: Shawn Howe (Rocky Mountain College, 2005)
Wide Receivers/Kickoff Return: Willy Korn (Clemson, 2010)
Assistant Defensive Line: T.J. Hollowell (Nebraska, 2009)
Running Backs: Newland Isaac (Charleston Southern, 2009)

STAFF:

Director of Football Operations: George Glenn (ETSU, 1967)
Asst. A.D./Sports Performance: Jeff Pounds (Sacramento State, 1996)
Dir. Speed, Strength & Conditioning: Tony Decker (East Stroudsburg, 1983)
Coordinator of Football Technology: Louis Francois (Coastal Carolina, 2008)
Administrative Assistant: Jill Kingston (Campbell, 2001)
Exec. Director of Player Personnel: Rick Mueller (Pugent Sound, 1990)
Dir. of Football Admin./Recruiting: Kevin Cristello (Morehead State, 2006)
Head Equipment Coordinator: Dan Morphis (Appalachian State, 1984)
Office Assistant: Judy Cooley





PROJECTED DEPTH CHART

OFFENSE (Spread Option)

- Jamey Chadwell Offensive Coordinator/QBs
- Patrick Covington Offensive Line
- Bill Durkin Tight Ends
- Newland Isaac Running Backs
- Willy Korn Wide Receivers

| | | | | | |
|-----------|-----------|-------------------------|-------------|------------|--------------|
| LT | 79 | STEVEN BEDOSKY | 6-2 | 290 | So. |
| | 77 | Seth Harrell | 6-3 | 315 | r-Fr. |
| LG | 62 | SEAN FITZGERALD | 6-1 | 300 | r-Fr. |
| | 74 | Jack Franklin | 6-4 | 315 | So. |
| C | 63 | TREY CARTER | 6-1 | 305 | So. |
| | 51 | Sam Thompson | 5-9 | 255 | So. |
| | 78 | Will Webster | 6-4 | 300 | r-Fr. |
| RG | 76 | BROCK HOFFMAN | 6-3 | 310 | So. |
| | 65 | Adam Lowhorn | 6-2 | 295 | Sr. |
| RT | 75 | ETHAN HOWARD | 6-6 | 285 | Jr. |
| | 72 | Antwine Loper | 6-3 | 280 | r-Fr. |
| TE | 11 | SHADELL BELL | 6-1 | 225 | Jr. |
| | 87 | Michael McFarlane | 6-5 | 255 | r-Fr. |
| WR | 9 | MALCOLM WILLIAMS | 5-10 | 190 | Sr. |
| | 19 | Ky'Jon Tyler | 5-9 | 180 | Jr. |
| | 3 | T'Quele Holmes | 5-11 | 190 | So. |
| WR | 84 | JEREMIAH MILLER | 6-0 | 190 | r-Fr. |
| | 5 | Josh Anderson | 6-1 | 185 | Jr. |
| | 6 | Javion Heiligh | 6-2 | 195 | Fr. |
| QB | 7 | KILTON ANDERSON | 6-2 | 205 | Sr. |
| | 12 | Bryce Carpenter | 6-1 | 205 | Fr. |
| | 13 | Fred Payton | 6-2 | 200 | Fr. |
| | 15 | Chance Thrasher | 6-2 | 220 | Jr. |
| RB | 17 | CJ MARABLE | 5-10 | 190 | So. |
| | 22 | Alex James | 5-11 | 205 | So. |
| RB | 21 | MARCUS OUTLOW | 5-10 | 205 | Sr. |
| | 28 | Jacqez Hairston | 5-7 | 180 | So. |
| | 31 | Baden Pinson | 5-10 | 210 | r-Fr. |

SPECIALISTS

- Curt Baldus Specialists/Punt Returns
- Bill Durkin PAT/FG
- Ryan Goodman FG Block/Defense
- Willy Korn Kickoff Return

| | | | | | |
|------------|-----------|-------------------------|-------------|------------|--------------|
| PK | 35 | EVAN RABON | 6-0 | 165 | Sr. |
| | 29 | Massimo Biscardi | 5-11 | 195 | Fr. |
| P | 35 | EVAN RABON | 6-0 | 165 | Sr. |
| | 98 | Charles Ouverson | 6-2 | 185 | So. |
| LS | 42 | CONNOR KUBLAA | 6-1 | 240 | Sr. |
| KO | 37 | MYLES PROSSER | 6-4 | 195 | r-Fr. |
| | 35 | Evan Rabon | 6-0 | 165 | Sr. |
| H | 98 | CHARLES OUVERSON | 6-2 | 185 | So. |
| KOR | 21 | MARCUS OUTLOW | 5-10 | 205 | Sr. |
| | 19 | KY'JON TYLER | 5-9 | 180 | Jr. |
| PR | 19 | KY'JON TYLER | 5-9 | 180 | Jr. |
| | 9 | MALCOLM WILLIAMS | 5-10 | 190 | Sr. |

DEFENSE (Multiple 4-3)

- Marvin Sanders Defensive Coordinator
- Shawn Howe Defensive Line
- Ryan Goodman Linebackers
- Curt Baldus Defensive Backs
- T.J. Hollowell Assistant Defensive Line

| | | | | | |
|-----------|-----------|-------------------------|-------------|------------|------------|
| DE | 94 | JEFFREY GUNTER | 6-4 | 255 | So. |
| | 92 | Wallace Cowins | 6-4 | 250 | So. |
| DT | 52 | C.J. BREWER | 6-2 | 290 | So. |
| | 6 | Sterling Johnson | 6-4 | 300 | Jr. |
| DT | 99 | JONATHAN CLAYTON | 6-2 | 285 | So. |
| | 50 | Jalin Walker | 6-2 | 290 | So. |
| DE | 9 | TARRON JACKSON | 6-2 | 265 | So. |
| | 41 | Myles Olufemi | 6-1 | 230 | So. |
| LB | 29 | SILAS KELLY | 6-4 | 230 | So. |
| | 44 | E.J. Porter | 6-1 | 240 | r-Fr. |
| LB | 49 | JAMES HEFT | 6-2 | 235 | Sr. |
| | 34 | Teddy Gallagher | 6-1 | 235 | So. |
| LB | 25 | LAQAVIOUS PAUL | 5-11 | 220 | Jr. |
| | 40 | Michael Makins | 5-11 | 200 | r-Fr. |
| | 45 | Chris Evans | 6-2 | 215 | r-Fr. |
| CB | 17 | ANTHONY CHESLEY | 5-11 | 190 | Sr. |
| | 13 | Chandler Kryst | 5-9 | 170 | Jr. |
| | 23 | Derick Bush | 6-1 | 180 | Fr. |
| S | 20 | FITZ WATTLEY | 5-11 | 210 | Sr. |
| | 4 | Tank Walker | 6-3 | 180 | Fr. |
| | 10 | Alex Spillum | 6-2 | 180 | r-Fr. |
| S | 1 | JAVE BROWN | 5-11 | 190 | Jr. |
| | 26 | Brayden Matts | 6-1 | 195 | r-Fr. |
| CB | 14 | PRESTON CAREY | 5-11 | 165 | Jr. |
| | 7 | Mallory Claybourne | 5-11 | 185 | Sr. |
| | 39 | Tim Marshall | 5-9 | 190 | Jr. |

PRONUNCIATIONS

| | |
|-----------------------|--------------------|
| #1 Jave Brown | Jah-Vay |
| #3 T'Quele Holmes | Tuh-keel |
| #13 Chandler Kryst | "Y" is short vowel |
| #5 Quane' Washington | KWAN |
| #11 Shadell Bell | Shah-del |
| #19 Ky'Jon Tyler | Kie-YON |
| #25 Laqavious Paul | Luh-Kway-vee-us |
| #28 Jacqez Hairston | JOCK-keh-z |
| #31 Baden Pinson | BAY-den |
| #31 Shakeel Robinson | Shah-keel |
| #35 Evan Rabon | Ray-bun |
| #36 Derambez Drinkard | Duh-ram-beh-z |
| #38 Vontravious Lee | Vahn-tra-vee-us |
| #42 Connor Kubala | coo-BALL-lah |
| #47 Jamar Darboe | Dahr-bo |
| #54 Aykelle Cross | Ay-KEEL |
| #71 Owen Okonsky | O-kahn-skee |
| #72 Antwine Loper | An-Twan LOPE-er |
| #91 Taequan Gilmore | Tay-Kwan |
| #95 Luis Ferreira | Fehr-uhr |
| #96 Tyquan Ross | Ti-Qwahn |
| #98 Charles Ouverson | Over-son |

Coach Joe Moglia MOE-gee-uh

CHANTICLEERS SHON-TI-CLEARs
CHANTS SHONTZ

ADMINISTRATION





UNIVERSITY PRESIDENT



DAVID A. DECENZO, PH. D

UNIVERSITY PRESIDENT
MARYLAND, 1978



David A. DeCenzo is the president of Coastal Carolina University, a position he has held since May 7, 2007. His inauguration as the second president of the University centered on elements that aptly characterize his life and leadership – tradition, integrity and excellence.

As president, DeCenzo has implemented a comprehensive strategic planning process, assured fiscal accountability through policy and practice, and promoted assessment and transparency throughout the University. The University’s enrollment of more than 10,000 students reflects a more than 35 percent increase since 2007. In August 2016 the Board of Trustees adopted an updated strategic plan, entitled “High-Impact Engagement: the Coastal Carolina University 2016-2021 Strategic Plan,” to guide the development of the University to achieve an enrollment of 12,500 students by 2023. The largest campaign in the institution’s history – I’M IN – The Endowment Campaign for Coastal Carolina University – was launched in April 2016.

During his tenure, the academic program has expanded from 39 to 73 undergraduate degree programs. Recent additions include the B.A. in intelligence and national security studies, the B.A. in digital culture and design, the B.S. in engineering science, and the B.S. in information systems. At the graduate level, the University now offers 27 programs: 23 master’s degree programs, two educational specialist programs, and two doctoral (Ph.D.) programs. Recent additions to the graduate program include the Master of Science in information systems technology, the Master of Science in sport management, the Master of Arts in Music Technology, the Ed.S. in both educational leadership and in instructional technology, the Ph.D. in marine science: coastal and marine systems science, and the Ph.D. in education.

Among its national accolades in 2018 from the U.S. News and World Report, the University has been ranked among Southern regional universities as second in the “Best Value” category, tied for 19th in the “Top Public Schools” category, 29th among “Best Colleges for Veterans,” tied for 52nd in the “Best Regional Universities (South)” category, and the MBA program tops the “U.S. News Short List” for its 100 percent job placement rate. The University was also named a 2018 Top Military-Friendly Online College by the SR Education Group and was designated as a Purple Heart University in 2017. The University has also been recognized as one of America’s Top Colleges (Forbes, 2015), and as America’s 100 Best College Buys for nine consecutive years.

Under his leadership, the most ambitious construction program in the University’s history is underway. Most recent projects in the more than \$300 million building campaign include an \$85 million residence facility, a \$12 million annex to the Lib Jackson Student Union, and the \$30 million Science Annex II. Projects completed in recent years include the HTC Student Recreation and Convocation Center; Bryan Information Commons, an addition to Kimbel Library; Brittain Hall, two academic and faculty office buildings; and Swain Hall, an annex to the Smith Science Center. A major renovation of the softball and baseball stadiums was completed in Spring 2015. The campus comprises

633 acres in addition to a 1,105-acre tract that includes a portion of Waties Island, which provides a natural laboratory for extensive study in marine science and wetlands biology on an Atlantic coast barrier island.

DeCenzo began his tenure at Coastal Carolina University in 2002 when he became dean of the E. Craig Wall Sr. College of Business Administration, a position he held until 2006 when he was named provost of the University. He was instrumental in the establishment of the MBA in 2006.

Beginning in 1986, DeCenzo enjoyed a 16-year association with Towson University in Baltimore as a professor, scholar and administrator in various capacities, including director of partnership development and associate dean in the College of Business and Economics, and chairman and vice chairman of the Department of Management. Prior to Towson, he was an assistant professor at the University of Baltimore and a corporate trainer/employee development specialist with Blue Cross Blue Shield of Maryland.

DeCenzo grew up in Clinton, Maryland, near Washington, D.C. He attended the University of Maryland, College Park, where he earned a B.A. in economics (1978). DeCenzo also earned an M.A. with emphasis on labor economics (1979) and a Ph.D. in industrial relations (1981), both from West Virginia University.

DeCenzo’s teaching and research interests have focused on management, human resource management and organizational behavior. He is the author or co-author of nearly 30 textbooks that are used widely at colleges and universities across the United States and throughout the world. In addition, his articles have been published in scholarly journals such as the Harvard Business Review and Indiana University’s Business Horizons, as well as in numerous professional publications.

As an experienced industry consultant, corporate trainer and public speaker, DeCenzo has served a wide variety of clients, including Moen, Citicorp Global Technology, and AlliedSignal Technical Services (Honeywell).

DeCenzo has served as a member of several academic associations and on many boards for local, community and corporate organizations. He is a member of the board of directors for the North Eastern Strategic Alliance, Myrtle Beach Regional Economic Development Center, Conway Chamber of Commerce, South Carolina Sea Grant Consortium, and AVX Corp., among others. He is the chair of the Council of Presidents for comprehensive public universities in South Carolina, is a member of the NCAA Division I Presidential Forum, and has served as chair of the NCAA Committee on Institutional Performance.

DeCenzo and his wife Terri have four children: Mark (wife Jen), Meredith (husband Ryan), Gabriella and Natalie; and two grandchildren.

The DeCenzos live in Pawleys Island, S.C.



DIRECTOR OF ATHLETICS



MATT HOGUE

DIRECTOR OF ATHLETICS
SOUTH CAROLINA, 1993



Matt Hogue was named to the position of Director of Athletics at Coastal Carolina University, according to an announcement by CCU President David A. DeCenzo on Feb. 27, 2015. Hogue had served as Interim Director of Athletics since March 2014.

Hogue, who has a long-time association with Coastal athletics, previously served as CCU’s associate vice president of marketing.

DeCenzo describes Hogue as a leader who has established a positive relationship with the coaches and staff and is well versed in the day-to-day activities of heading a thriving Division I athletics program.

Hogue joined Coastal in 1997 and has served in several different roles in the department of athletics and in the office of University communication, where he led CCU’s marketing and trademark-licensing efforts.

Hogue is best known for his 17-year stint as the “Voice of the Chanticleers” on the Chanticleer Sports Network, providing live game broadcasts, features and weekly programs about CCU athletics.

In 2013, Hogue was named a finalist for the National Sportscasters and Sportswriters Association (NSSA) Sportscaster of the Year for the state of South Carolina. He has edited a book entitled “Chanticleer Athletics: Fifty Years of Excellence” with other CCU contributors and dedicated the book to Edward M. “Dick” Singleton, former chancellor of the university. Partial proceeds from the book benefited the Edward M. Singleton Scholar Athlete Award scholarship at CCU.

“The ‘Voice of the Chanticleers’ will now become the ‘face of CCU athletics,” said DeCenzo. “Matt’s years of service and distinctive accomplishments at our University make him the logical choice. He has distinguished himself as the consummate athletics professional and is highly regarded in the field. He has worked to secure sponsorships, supervised sports programs, taken the lead on NCAA championship hosting, and he began his tenure in media relations. Under Matt’s leadership as associate vice president for marketing, our trademark licensing royalties have significantly increased, and he has implemented marketing strategies that have brought considerable return on investment.”

“I am honored and excited to accept this appointment,” said Hogue. “CCU has been the heart and soul of my career for many years, and I look forward to this new opportunity to guide one of the nation’s premier athletic departments.”

As the “Voice of the Chanticleers,” Hogue managed, produced and coordinated the Chanticleer Sports Network. His colorful, exciting calls were synonymous with Chanticleer Athletics.

A 25-year broadcast veteran, Hogue built a diverse play-by-play resume that includes stints with USC’s Gamecock Radio Network, Minor League Baseball and appearances on regional TV including Fox Sports Net, SportSouth and ESPN properties. He also served as the broadcast voice of the Big South Conference’s basketball TV package.

In his role as associate vice president of marketing, Hogue was charged with developing marketing strategies and advertising for University recruitment, academic and specialty programs as well as directing and monitoring the University’s trademark licensing program.

Previously, he served as the associate athletic director for enhanced media, assistant athletics director for marketing. He began his career at Coastal Carolina as the assistant sports information director.

Hogue earned his baccalaureate degree from the University of South Carolina and completed his MBA from Winthrop University.

He and his wife, Laura, live in Conway with their daughters Rachel and Caroline.





ABOUT COASTAL CAROLINA UNIVERSITY

Coastal Carolina University is a comprehensive, public liberal arts institution in Conway, South Carolina that offers 73 major fields of study toward the baccalaureate degree, 22 master’s degree programs, two educational specialist degrees and two Ph.D. programs.

More than 10,600 students from across the country and around the world engage with a world-class faculty, and they all enjoy an inspiring cultural calendar and a tradition of community interaction fueled by more than 160 student organizations.

The 19 Coastal Carolina athletic teams compete in Division I of the NCAA as members of the Sun Belt Conference. The University’s mascot is the Chanticleer, a proud, fierce and quick-thinking rooster derived from Geoffrey Chaucer’s “Canterbury Tales.” The football, lacrosse, softball and baseball teams compete in the TD Sports Complex, which houses the award-winning Springs Brooks Baseball Stadium. The Chanticleer baseball team won the College World Series in 2016, the University’s first national championship.

The University comprises 115 main buildings on 633 acres, including the General James Hackler Golf Course, a public 18-hole golf facility adjacent to campus.

Coastal Carolina University is accredited by the Southern Association of Colleges and Schools Commission on Colleges to award the baccalaureate, master’s and doctoral degrees.






COACHES & STAFF



HEAD COACH / EXECUTIVE DIRECTOR FOR FOOTBALL



JOE MOGLIA

HEAD COACH
EXECUTIVE DIRECTOR
FOR FOOTBALL
CHAIR OF THE COASTAL CAROLINA
ATHLETIC DIVISION

FORDHAM, 1971
6TH SEASON / 7TH SEASON OVERALL

Joe Moglia, who took a medical sabbatical as head coach for the 2017 season, enters his sixth season as head coach and seventh season at Coastal as executive director for football. He is also in his third year as the Chair of the Coastal Carolina athletic division, serving as the leader for Chanticleer athletics. He has posted a 51-15 record.

Moglia, who will begin his 27th year as a coach in the 2018 season, is also Chairman of the Board for TD Ameritrade, a position he has held since 2008.

The former head coach of the United Football League's Omaha Nighthawks, Moglia was hired as the head football coach at Coastal Carolina University on Dec. 19, 2011.

Moglia was a national coach of the year finalist in each of his first three seasons — finishing runner-up in 2014, before winning the Eddie Robinson FCS National Coach of the Year in his fourth year (2015). He was also the Big South Coach of the Year twice (2012 and 2014) and the American Football Coaches Association Region 2 Coach of the Year once (2014). Most recently, he was inducted into and received the Vince Lombardi Hall of Fame Award for his career.

He is the real-life inspiration for the Monty Burke book, "4th & Goal: One Man's Quest to Recapture His Dream," and garnered national media attention by the likes of Fox News, CNBC, MSNBC, FoxSports.com, ESPN Gameday, ESPN.com Grantland Series, Associated Press, 60 Minutes Sports (Showtime), The Sports Network, Yahoo.com, Yahoo!Sports.com, Esquire, USA Today, Wall Street Journal and CNNRadio.com to name a few.

Yes, his story of leaving his first love of coaching to enter and later conquer the business world only to return to coaching is interesting. However, what ultimately proved to be the most compelling aspect of the move have been the results.

In his first season in 2012, Moglia led Coastal Carolina to an 8-5 record overall, a 5-1 league mark and a share of the 2012 Big South championship. The Chanticleers earned the league's automatic bid to the NCAA Division I FCS Championship, where he directed the program to its first win in the NCAA playoffs and led CCU to a ranking of 24th in both of the final national polls.

His second season was even more spectacular in 2013. The Chanticleers, ranked as high as No. 3 during the season, posted a 12-3 record overall and went 4-1 in the Big South to win a second Big South title. Coastal won two playoff games, including victories versus No. 12 Bethune-Cookman at home and an improbable 42-35 win at No. 4 Montana before falling to top-ranked North Dakota State in the FCS quarterfinals and finishing ranked seventh in both national polls. At season's end, CCU set 25 individual and 23 team single-season records while establishing 17 Big South offensive team seasons records.

Year three was even more impressive. The Chants (12-2, 4-1) won their first 11 games and were ranked No. 1 in the nation the final two weeks of the regular season in 2014. Coastal was a No. 7 national seed, earning a first-round bye to the NCAA FCS Championship and defeated nationally-ranked Richmond to advance to the NCAA quarterfinals for the second-straight season. Coastal led defending and eventual national

HEAD COACHING HONORS

2012 Eddie Robinson FCS National Coach of the Year Finalist (15th)
2012 Liberty Mutual FCS National Coach of the Year Finalist
2012 Big South Football Coach of the Year

2013 Eddie Robinson FCS National Coach of the Year Finalist (9th)
2013 Liberty Mutual FCS National Coach of the Year Finalist

2014 Eddie Robinson FCS National Coach of the Year Finalist (2nd)
2014 AFCA FCS Region 2 Coach of the Year
2014 Big South Football co-Coach of the Year

2015 Eddie Robinson FCS National Coach of the Year
2015 South Carolina Football Hall of Fame Humanitarian of the Year

2017 Lombardi Award and Lombardi Hall of Fame Inductee

FOOTBALL COACHING HISTORY

- 1968-70 — Fordham Preparatory School [N.Y.] (Assistant Coach)
1971-74 — Archmere Academy [Del.] (Head Coach)
1975-78 — Penncrest High School [Pa.] (Head Coach)
1978-80 — Lafayette (Asst. Coach/DBs/Special Teams/Recruit. Coord.)
1981-83 — Dartmouth (Assistant Coach/Defensive Coordinator)
2009-10 — Nebraska (Executive Advisor to the Head Coach)
Jan. 2011 — Eastham Energy College All-Star Game "Stars Team" (Head Coach)
Jan. 2011-Dec. 2011 — Omaha Nighthawks (President/Head Coach)
Dec. 2011-present — Coastal Carolina (Head Coach)

RECORD AT COASTAL CAROLINA

Table with 4 columns: Year, Overall, Conference, Playoff/Bowl Game. Rows include years 2012-2017 and a Totals row.

* FCS Independent due to transitioning to FBS



champion North Dakota State in the fourth quarter before falling to the Bison. Moglia helped CCU establish league records by winning 11-straight to start the season, winning seven road games in one season and starting a season at least 9-0 in consecutive years. Coastal's 24 wins in 2013 and 2014 were the second-best total in the nation, trailing only North Dakota State.

In 2015, Coastal won its first eight games and was ranked No. 1 in the nation for eight consecutive weeks. The Chants once again earned a berth to the NCAA postseason and hosted a first round contest. For this and his many contributions, Moglia won the 2015 Eddie Robinson Award as the nation's top FCS coach and was selected the South Carolina Football Hall of Fame's Humanitarian of the Year.

The 2016 season was unusual, as Coastal was in the first year in its transition from the FCS to the FBS. The Chants played the season as an FCS independent (not a member of a conference nor eligible for the NCAA postseason) and played a full FCS schedule. Coastal went 10-2, with both losses coming to FCS top 10 programs, and finished the year ranked 18th in the national poll. However, CCU did play most of its previous rivals and went 5-1 versus former league foes to be co-conference champions*. Also, with Coastal's strong resume and being ranked No. 11 in the NCAA's SRS (a tool to help pick the NCAA field for the national championship), the Chanticleers would have made its fifth postseason appearance.*

After taking a five-month medical sabbatical in 2017, Coach Moglia returned to his full-time coaching duties on Jan. 5, 2018 and will be in his sixth season on the sidelines for the Chanticleers in 2018.

While Moglia is like most coaches in putting a true emphasis on the three phases of the game - offense, defense and special teams, his outside-the-box thinking on how to achieve this goal with his staff is visionary.

On that level, he has just one team rule "Be A Man" — better known as "BAM" — where he simply asks student-athletes to "stand on their own two feet and take responsibility — both good and bad — for their actions."

Coastal made huge strides across the board in his first season. One of the biggest was Coastal going from 100th nationally in yards penalized — 90th in number of penalties — to leading the Big South and ranking 17th nationally in fewest penalty yards — 18th in fewest penalties per game. Offensively in Moglia's first year, the team went from 90th to 18th nationally in total offense, while on defense, linebacker Quinn Backus was named an all-American and the Big South Defensive Player of the Year. In addition, Coastal's special teams truly became a weapon, safely converting five two-point conversions with Niccolo Mastromatteo and Tre Henderson each ranking 13th nationally in punt and kick returns, respectively. A total of 12 all-Big South honors were bestowed upon Moglia's players in his first season including first team picks.

In 2013, Coastal Carolina defeated four conference champions and was 4-2 against teams in the final national polls. Coastal Carolina led the Big South in 12 categories while ranking among the NCAA FCS top 10 in fewest tackles for loss allowed (1st), fewest blocked punts allowed

(tied-1st), red zone offense (3rd), third down conversions (2nd), fourth down conversions (2nd), scoring offense (5th), first downs (5th), fewest fumbles lost (7th), rushing offense (8th) and passing efficiency (8th).

Individually, Backus not only repeated as the Big South Defensive Player of the Year, but he was a consensus all-American and a finalist for the Buck Buchanan National Defensive Player of the Year Award. The honors did not stop there. Running back Lorenzo Taliaferro was also a consensus all-American as well as the Big South Offensive Player of the Year, and a finalist for the Walter Payton National Player of the Year Award. Taliaferro and Matt Hazel went on to represent CCU in the Senior Bowl and East-West Shrine Bowl, both were invited to the NFL Combine in Indianapolis and they became the first pair of Big South teammates to be drafted in the same year — Taliaferro in the fourth round and Hazel in the sixth. In addition, LaDarius Hawthorne was tabbed the Big South Special Teams Player of the Year, Jamey Cheatwood earned all-American honors, Mastromatteo was one of 16 college football players (all divisions) to earn an \$18,000 postgraduate scholarship from the National Football Foundation and College Football Hall of Fame and a total of 16 Chanticleers earned all-Big South recognition.

Moglia's third season, 2014, was yet another breakthrough season. The Chants were 12-2 with both losses coming by a combined eight points while posting a 4-1 record in conference play to win a third-straight Big South Championship. Backus became the first player to be a three-time Big South Defensive Player of the Year, while Alex Ross gave Coastal its second-straight Big South Offensive Player of the Year award as well as a second-straight finalist for the Walter Payton Award. Backus, a consensus all-American for the second-straight year, was additionally named the "top collegiate linebacker" by the FCS ADA while finishing fourth in the Buck Buchanan Award voting. Chad Hamilton was named a consensus all-American and joined Backus and Ross among 16 Chants named all-Big South.

For his effort, Moglia was runner-up for the Eddie Robinson National Coach of the Year Award and was named both the AFCA Region 2 Coach of the Year and co-Big South Coach of the Year.

In addition to leading CCU to a No. 1 ranking for eight weeks and his individual honors in 2015, Moglia coached all-Americans De'Angelo Henderson and Devin Brown, while Ross was named both academic all-America and American Football Coaches Association all-America. Coastal once again did well in the Big South year-end individual honors as Henderson was the Offense Player of the Year, Brown the Special Teams Player of the Year and Ross the Scholar-Athlete of the Year. In fact, Ross, who owns nearly every CCU passing and total offense record, became the first Big South player to be a three-time first-team all-Big South selection as well as being the first player to be both a Player of the Year and a Scholar-Athlete of the Year.

The 2016 season saw both Henderson (Walter Payton Award) and Alex Scarce (Buck Buchanan Award) be finalists for their respective national Player of the Year honors. Henderson, Scarce and Voghens Larrieux each earned all-American honors. Henderson, who set an



NCAA Division I record by scoring a touchdown in 35-consecutive games, went on to be a sixth-round pick by the Denver Broncos.

Moglia, who coached the “Stars Team” at the 2011 Eastham Energy College All-Star Game, coached the Nighthawks in the third year of the UFL’s existence in 2011. Moglia’s team led the UFL in passing offense, sacks, tackles for loss, punt returns and blocked kicks. Also, the Nighthawks produced the 2011 UFL Defensive Player of the Year, Stuart Schweigert. Moglia joined an elite roster of UFL head coaches including Dennis Green, Jim Fassel, Marty Schottenheimer and Jerry Glanville.

From 2009-10, Moglia served as Executive Advisor to the Head Football Coach at the University of Nebraska in preparation for achieving his original lifelong pursuit, being a collegiate head football coach. In his two seasons at Nebraska, the Cornhuskers won two Big 12 North championships and played in the Holiday Bowl each season. In 2010, Cornhusker football student-athletes elected Moglia to receive Nebraska’s prestigious U.S. Grant Sharp Admiral’s Trophy for Leadership and Service.

Moglia has been inducted into two high school halls of fame and the Omaha Business Hall of Fame while receiving the Ellis Island Medal of Honor, Columbus Citizens Foundation Leadership Award, National Italian American Foundation Special Achievement Award in Business, American Institute for Stuttering Lifetime Achievement Award and National Italian American Sports Hall of Fame’s Man of the Year.

Moglia is the only person to publish books on both football and investing, including “*The Key to Winning Football: The Perimeter Attack Offense*” (1981) and “*Coach Yourself to Financial Success: Winning the Investment Game*” (2005), while contributing to numerous national football coaching journals. He has also been a keynote speaker at the 2011 American Football Coaches Association (“It’s About Being a Leader”) and 2010 National Association of Collegiate Directors of Athletics (“Leadership in a 24/7 Stress Filled Environment”).

He served as TD Ameritrade’s Chief Executive Officer for seven years (2001-08). Under his leadership, the company had a 500 percent return on investment, and the firm’s market cap increased from \$700 million to \$10 billion. Prior to joining TD Ameritrade, Moglia spent 17 years working with Merrill Lynch (1984-2001).

Before entering the business world, Moglia was a football coach for 16 years. He won two Ivy League championships as the defensive coordinator at Dartmouth (1982-83), set defensive and special teams’ records at Lafayette (1978-80) and turned around two high school programs.

He has served on the board of several not-for-profit and educational organizations, including STRATCOM Consultation Committee, Creighton University, Fordham Preparatory School, National Italian American Foundation, Omaha Chamber of Commerce and Boy Scouts of America.

Moglia graduated from Fordham University with a bachelor’s degree in economics in 1971, earning Dean’s List recognition and acceptance into Omicron Delta Epsilon (National Economic Honor Society). He went on to receive his Master of Science degree in education from the University of Delaware in 1974 and holds honorary doctorate degrees from Fordham University (Humane Letters), Bellevue University (Commerce) and Bentley University (Commercial Science).

MOGLIA’S CAREER HIGHLIGHTS

- Chairman of the Board for TD Ameritrade (2008-pres.)
- Is the real-life inspiration for the book “4th & Goal: One Man’s Quest to Recapture His Dream” written by Monte Burke of Forbes magazine.
- 2015 Eddie Robinson Award Winner and three-time Eddie Robinson Award finalist (2012 - 15th, 2013 - 9th, 2014 - runner-up).
- Led Coastal to a conference championships in 2012, 2013, 2014 and 2016*
 - 2012: program won its first NCAA playoff game;
 - 2013: won a league-record 12 games and reached the NCAA quarterfinals in 2013; 2014: earned a No. 1 national ranking, won 12 games again, earned a No. 7 national seed to the NCAA Championship in 2014, reaching quarterfinals again;
 - 2015: team was ranked No. 1 in the FCS for eight consecutive weeks;
 - 2016: team was 10-2, a lock to make the FCS playoffs if eligible as NCAA had CCU No. 11 in SRS poll.
- Coached Quinn Backus (two-time Buck Buchanan Award finalist, three-time all-American, three-time Big South Defensive Player of the Year, 2014-15 Big South Male Athlete of the Year); Lorenzo Taliaferro (all-American, Walter Payton Award Finalist, 2012-13 Big South Male Athlete of the Year); Jamey Cheatwood (all-American), Matt Hazel (6th Rd NFL pick), LaDarius Hawthorne (2013 Big South Special Teams Player of the Year), Alex Ross (2014 Big South Offensive Player of the Year, 2015 Big South Football Scholar-Athlete of the Year, two-time FCS Offensive Player of the Year finalist, 2015 all-American and academic all-American), Chad Hamilton (2014 all-American), De’Angelo Henderson (two-time all-American, 2015 Big South Offensive Player of the Year, two-time FCS Offensive Player of the Year finalist), Devin Brown (all-American, 2015 Big South Special Teams Player of the Year), Alex Scearce (all-American, 2016 Buck Buchanan Award Finalist) and Voghens Larrieux (all-American).
- Produced seven pros at CCU: Quinn Backus (CFL free agent), Lorenzo Taliaferro (4th RD, Ravens), Matt Hazel (NFL free agent), Alex Ross (CFL free agent), Denzel Rice (NFL free agent), De’Angelo Henderson (6th Rd, Broncos), Alex Scearce (NFL free agent).
- Also coached a total of 67 all-conference selections (12 in 2012, —15 in 2013 — 16 in 2014 — 14 in 2015 — 10 in 2016*).
- While at Nebraska, the Cornhuskers were two-time Big 12 North Champions (2009 & 2010), played in the 2009 & 2010 Holiday Bowls and produced four all-Americans, including Ndamukong Suh, who won the Outland Trophy and Bednarik Award.
- Awarded the Holiday Bowl’s Admiral U.S. Grant Sharp Trophy for Leadership and Service, as voted by the Nebraska players.
- Helped Dartmouth to Ivy League championships in 1981 and 1982.
- Recipient of the Ellis Island Medal of Honor — Columbus Citizens Foundation, Leadership Award — National Italian American Foundation Special Achievement, Award in Business — American Institute For Stuttering Lifetime Achievement Award — National Italian American Sports Hall of Fame, Man of the Year — Omaha Business Hall of Fame — Fordham Preparatory School Hall of Honor — Archmere Academy Sports Hall of Fame — South Carolina Football Hall of Fame Humanitarian of the Year — Fordham Preparatory Sports Hall of Fame — Lombardi Awards Hall of Fame.
- The only person in the world to author books on football and finance, writing “Coach Yourself To Financial Success: Winning the Investment Game” in 2005 and “The Key to Winning Football: The Perimeter Attack Offense” in 2001 while authoring 11 articles in national coaching journals from 1973-83.
- Keynote speaker at the 2010 NACDA and the 2011 AFCA Conventions.
- Was a Dean’s List honoree at Fordham and accepted into Omicron Delta Epsilon (National Economic Honor Society).
- Holds honorary doctorates from Fordham University (Humane Letters), Bellevue University (Commerce) and Bentley University (Commercial Science).
- Taught economics, political science and European history while coaching high school football.
- Worked at Merrill Lynch from 1984-2001.
- Chief Executive Officer at TD Ameritrade from 2001-08.
- Board member at AXA Financial, Inc. from 2008-12.

* 2016 conference championship as determined by CCU Football Transition Committee



FOOTBALL CHANTICLEERS TO GRADUATE IN MOGLIA ERA

2012 SENIORS (14 OF 16)

Table with 4 columns: Name, Major, Graduation Year, and Graduate Status. Lists 14 players including Jamel Davis, Quintin Davis, Kaleb Dees, David Duran, Johnny Hartsfield, Jeremy Height, Aramis Hillary, Andrae Jacobs, Dontavais Johnson, Chris Presley, Chris Thomas, Akeem Wesley, Marucs Whitener, and Pat Williams.

* Played as a graduate

2013 SENIORS (18 OF 19)

Table with 4 columns: Name, Major, Graduation Year, and Graduate Status. Lists 18 players including Andrew Allen, DeMario Bennett, Jamey Cheatwood, LaDarius Hawthorne, Drew Herring, Johnnie Houston, Marcellus Hunter, Brian Kass, Arthur Kelley, Bucky Kennedy, Niccolo Mastromatteo, Mike McClure, Jeffery Salley, Travis Small, Jaz Strong, Adrian Sullivan, Lorenzo Taliaferro, and Dominique Whiteside.

^ — the only player not to graduate is Matt Hazel, who left CCU in good academic standing. He is in his fifth year in the NFL (2014-18) with the Dolphins, Redskins and Colts.

2014 SENIORS (20 OF 23)

Table with 4 columns: Name, Major, Graduation Year, and Graduate Status. Lists 20 players including Aaron Aiken, Mo Ashley, Quinn Backus, Austin Cain, Alex Catron, Cody Craig, Kenny Fitzgerald, Chad Hamilton, Kevin Hart, Jon Jenkins, Brett Johnson, Joe Kaleta, Andrew Mitchell, Imir Sanders, Zach Silverberg, Devin Taylor, JaDamion Ross, Tyler Watkins, Alex Wheat, Jr., and Pernel Williams.

— Denzel Rice is 1 of the 3 not to graduate, but he is in good academic standing and on schedule to graduate. He is in his third year in the NFL (2015-18) with the Eagles, Texans and Browns.

2015 SENIORS (21 OF 22)

Table with 4 columns: Name, Major, Graduation Year, and Graduate Status. Lists 21 players including Datarius Allen, Daniel Anousheh, Tyrell Blanks, Devon Brant, Ed Brown, Tyrell Brown, Michael Church, Marcus Crowder, Leroy Cummings, Kelvin Deveaux, Costanzo Ellerbe, Kyle Fleetwood, Roderick Holder, Calvin Hollenhorst, John Israel, André Johnson, Thomas Pauciello, Alex Ross, Rayshaud Shields, Denzell Thomas, and Craig Weick.

2016 SENIORS (22 OF 22)

Table with 4 columns: Name, Major, Graduation Year, and Graduate Status. Lists 22 players including Samson Baldwin, Jabarai Bothwell, Devin Brown, Kenneth Daniels, Randall Drayton, Dom DiGalbo, Sam Ekwonike, RYAN Granger, De' Angelo Henderson, Zach Kelley, Clark Krimmer, Voghens Larrieux, Bruce Mapp, Adam Maxie, Richie Sampson, A.J. Sattinger, Alex Scarce, Tarrol Stafford, Kamron Summers, C.J. Thompson, Chase Tidwell, and William Walker.



FOOTBALL CHANTICLEERS TO GRADUATE IN MOGLIA ERA

2017 SENIORS (15 OF 17)

| | | | |
|----------------------|---|-------------|---|
| Osharmar Abercrombie | Public Health pursuing Master's in Sport Management | Spring 2017 | * |
| Gary Bradshaw | Management pursuing M.B.A. | Spring 2017 | * |
| Nicholas Clark | Communication pursuing M.B.A. | Fall 2016 | * |
| Eric Church | Rec & Sport Mgmt (cum laude) pursuing M.B.A. | Fall 2016 | * |
| Lorenzo D'Angelo | Biology pursuing MS in Marine Sci./Wetland Studies | Spring 2017 | * |
| Dalton Demos | Communication at UNI pursuing Master's in Sport Management | Fall 2016 | * |
| Dontay Hears | Interdisciplinary Studies pursuing 2nd degree in Communication | Summer 2017 | * |
| Masamitsu Ishibashi | Marine Science | Fall 2017 | * |
| Kerron Johnson | Psychology pursuing Master's in Sport Management | Fall 2016 | * |
| Shane Johnson | Communication pursuing 2nd degree in Marketing | Spring 2017 | * |
| Chris Jones | Communication pursuing 2nd degree in Psychology | Fall 2016 | * |
| Tyler Keane | Mathematics | Fall 2017 | * |
| Jarius McMillan | Marketing pursuing M.B.A. | Fall 2016 | * |
| Rodney Mitchell | Recreation & Sport Management pursuing 2nd degree in Communication | Fall 2016 | * |
| Dwayne Price | Management pursuing M.B.A. | Fall 2016 | * |
| Marcus Williamson | Recreation & Sport Management pursuing Master's in Liberal Studies | Spring 2017 | * |
| Austin Wilson | Child & Family Studies at Syracuse pursuing Master's in Sport Management | Fall 2016 | * |

2018 SENIORS (5 OF 12)

| | | | |
|--------------------|--|-------------|---|
| Kilton Anderson | Interdisciplinary Studies pursuing M.B.A. | Spring 2018 | * |
| Anthony Chesley | Public Health pursuing Master's in Sport Management | Summer 2017 | * |
| Mallory Claybourne | Interdisciplinary Studies | Spring 2019 | * |
| Jack Flood | History second degree in Communications | Fall 2017 | * |
| James Heft | Business Management (Cum Laude) pursuing M.B.A. | Summer 2017 | * |
| Cam Jackson | Interdisciplinary Studies | Fall 2019 | * |
| Connor Kubala | Communications | Fall 2018 | * |
| Adam Lawhorn | Finance | Spring 2018 | * |
| Marcus Outlow | Communications pursuing Master's in Instructional Tech. | Spring 2018 | * |
| Evan Rabon | History | Fall 2018 | * |
| Fitz Wattlely | Finance | Spring 2019 | * |
| Malcolm Williams | Marketing | Fall 2018 | * |

*** Two players have already graduated but have two years of eligibility left

| | | | |
|------------------|---|-------------|---|
| Shadell Bell | Parks, Recreation and Tourism Management pursuing Master's in Sport Management | Spring 2018 | * |
| Sterling Johnson | Sports Communication | Summer 2018 | * |



BE A MAN (BAM)

What is BAM? It's about standing on your own two feet and learning to take responsibility for yourself. We expect everyone associated with our program—players, coaches and support staff—to live up to that responsibility. While we have to follow laws, university rules and NCAA regulations, we literally have no team rules. However, we take our one standard—BAM—very seriously.

BAM has nothing to do with gender. It has everything to do with being a great leader. A great leader has a respect for others and cares about other people in his or her charge. Everybody on our team is somebody's son or brother and there is a responsibility associated with that.

Our mission at Coastal Carolina is that we're going to put a team on the field that anyone associated with Coastal is going to be proud of. While winning is an important part of that, it also means that you never, ever, ever take the play off. You always give it 100% of everything you have. This is not just football. We expect that in every endeavor our players undertake.

LIFE AFTER FOOTBALL (LAF)

Coastal is the ONLY program in the country to take 30 minutes a week out of practice to talk to our players about current events and topics that help them prepare for life after football.



ASSOCIATE HEAD COACH



JAMEY CHADWELL

ASSOCIATE HEAD COACH
OFFENSIVE COORDINATOR/QBS

ETSU, 2001
2ND SEASON

Jamey Chadwell, a two-time FCS National Coach of the Year finalist and three-time Big South Coach of the Year, enters his second season at Coastal Carolina in 2018. He was hired in January of 2017 as the associate head coach and offensive coordinator before being elevated to interim head coach in late July for the 2017 season due to head coach Joe Moglia taking a medical sabbatical.

In 2017, Chadwell led Coastal to a 3-9 record (2-6 in the league in CCU's first season in the Sun Belt) to run his nine-year head coaching record to 63-44.

Not only was 2017 Coastal's first in the NCAA Division I FBS, but the Chanticleers were forced to play four quarterbacks due to various injuries and for the second half of the season Coastal's offensive line was the youngest in the nation as it featured two true freshmen, two redshirt freshmen and a sophomore. Despite those facts, Coastal landed two offensive players on the all-Sun Belt team in running back Osharmar Abercrombie (third team) and wide receiver Malcolm Williams (third team) while offensive lineman Trey Carter and receiver Chris Jones were selected honorable mention. Despite CCU ranking seventh in scoring offense (23.7 ppg), the Chanticleers were second in the Sun Belt in red zone offense scoring 84.4 percent of the time.

Chadwell came to Coastal after four seasons as the head coach at Charleston Southern where he finished fourth in the FCS National Coach of the Year voting in 2015 and eighth in 2013. He was named Big South Coach of the Year three times (2013, 2015 and 2016), led CSU to conference titles in 2015 and 2016 and guided the Buccaneers to the NCAA Division I FCS Championship Playoffs in each of the last two years.

Chadwell was 35-14 in his four years as the head coach at Charleston Southern following head coaching stints at North Greenville (2009-11) and Delta State (2012) before his time in Charleston.

Over the 2015 and 2016 seasons, CSU was ranked in the top 25 for 22-consecutive weeks in addition to having a seven-week run to end the 2013 season in the top 25. The Bucs finished No. 6/7 nationally in 2015, were ranked in the top 10 for nine weeks in 2016 and finished ranked No. 14/15 in the final poll.

In 2016, Chadwell earned Big South Coach of the Year honors for the second-straight year and third time in four years, tying him for the most such accolades in conference history. CSU ranked 14th/15th in the final poll as the Bucs beat three ranked opponents along the way. In addition to Chadwell's recognition as the league's coach of the year, CSU had four players named all-America while 12 earned all-Big South honors. CSU was first in the Big South in yards per rush (6.0) with the Bucs also ranking among the nation's best in rushing offense (266.5, 6th) and scoring offense (33.0, 20th).

CSU broke through on the national stage in a big way in 2015, compiling a 10-3 overall record and a 6-0 Big South mark en route to achieving a pair of firsts -- an outright conference championship and an automatic FCS Division I Championship bid. For his effort, Chadwell was a finalist for the second time for FCS National Coach of the Year, finishing fourth in the national voting. The Bucs finished the regular

HEAD COACHING RECORD

| Year | School | Overall | Conf. Finish | Postseason |
|---------------|---------------------|--------------|--------------|-----------------------|
| 2009 | North Greenville | 2-8 | - | - |
| 2010 | North Greenville | 9-3 | - | - |
| 2011 | North Greenville | 11-3 | - | DII Quarterfinals |
| 2012 | Delta State | 3-7 | t-5th | - |
| 2013 | Charleston Southern | 12-3 | 3rd | - |
| 2014 | Charleston Southern | 8-4 | t-3rd | - |
| 2015 | Charleston Southern | 10-3 | 1st | FCS Quarterfinals |
| 2016 | Charleston Southern | 7-4 | t-1st | FCS First Round |
| 2017 | Coastal Carolina * | 3-9 | t-10th | - |
| TOTALS | Nine Seasons | 63-44 | | <i>*interim coach</i> |

season as one of just three programs to go undefeated against fellow FCS competition. Chadwell was named Big South Coach of the Year for the second time after piloting a roster that included 13 all-conference selections and reaching the quarterfinals of the FCS Playoffs. The Bucs finished the year a program-best sixth in the STATS FCS poll and seventh in the FCS Coaches poll.

CSU was 8-4 in 2014, led the country in time of possession and ranked 16th in rushing offense. The Bucs' aggressive defense also excelled and paced the Big South in total defense, rushing defense and pass defense.

Chadwell's first year at Charleston Southern resulted in him being named the 2013 Big South Coach of the Year and the AFCA Region II Coach of the Year while finishing eighth in the voting for the Eddie Robinson FCS National Coach of the Year award. CSU set a school-record for wins during a 10-3 season, climbed as high as No. 12 in the FCS Coaches Poll, spent the final seven weeks of the season in the coaches' poll and finished the year ranked for the first time in school history at No. 22/24. CSU led the nation in average time of possession and was among national leaders in turnover margin and rushing offense. CSU shattered a number of school records during Chadwell's first year and nine Bucs received Big South postseason awards.

Chadwell, a former Buccaneer assistant coach, returned to Charleston Southern after head coaching stops at Delta State, going 3-7 in his lone season (2012), and North Greenville, going 22-14 in three seasons.

After posting a 2-8 record in his first season as a head coach at North Greenville in 2009, Chadwell turned the program around in year two going 9-3. He then led NGU to the NCAA DII quarterfinals with an 11-3 record in year three. Chadwell led the Crusaders to their first-ever national ranking, finishing the 2011 season 12th in the American Football Coaches Association DII Poll.

Chadwell spent five seasons on Jay Mills' staff at CSU (2004-08) and served as the recruiting coordinator, later adding offensive coordinator duties, before leaving for North Greenville. He helped the Bucs' program reach new heights, including the 2005 Big South Conference title.

He began his collegiate coaching career at his alma mater East Tennessee State in 2000. From 2000-03, the former Anderson County (Tenn.) High School star worked with the quarterbacks, tight ends and running backs while assisting with recruiting and offensive game planning.

Chadwell was a four-year letterman at ETSU (1996-99) and was a two-year team captain for the Buccaneers. He received his bachelor's degree in economics and business education in May 2000 from East Tennessee State. He also completed his Master's in Business Administration from Charleston Southern in May 2006. He earned both degrees while posting a 3.3 or higher cumulative GPA.

Chadwell is married to the former Solmaz Zarrineh and the couple has one son, Jameson, and two daughters, Avery and Soraya.



ASSISTANT COACHES



MARVIN SANDERS

DEFENSIVE COORDINATOR / CORNER BACKS

NEBRASKA, 1990 1ST SEASON



Marvin Sanders was named the Chanticleer’s defensive coordinator on December 8, 2017.

Sanders was on staff with CCU head coach Joe Moglia at Nebraska and was hired by Moglia with the Omaha Nighthawks. Sanders was the defensive coordinator at North Carolina for three seasons (2004-06) and brings a total of 23 years of collegiate coaching experience to the Chanticleer program.

“I have known Marvin since 2009 and have seen first-hand his impact on the type of defense we are striving for here at Coastal,” Moglia said.” He is a believer in everything our program stands for -- BAM (Be A Man), LAF (Life After Football) and our mission to put a team on the field that all of which Coastal Carolina will be proud.”

After working with Moglia at the Nighthawks, Sanders was hired as defensive coordinator at Florida Atlantic University in December of 2011. However, he left that post in February of 2012 to be the defensive backs coach at Southern California. In his one year with the Trojans, USC ranked ninth in the NCAA in both interceptions (19) and turnovers gained (32), while jumping 20 spots to 41st nationally in pass efficiency defense.

Following his one-year stint at Southern California, Sanders went on to be the head football coach at Los Angeles’ Loyola High School (2013-16).

At Nebraska, Sanders helped the Cornhuskers rank among the nation’s best defenses in his four total seasons (2003; 2008-10) as the secondary coach -- the final two as the assistant head coach on defense. The Huskers led the nation in pass efficiency twice (2003 and 2008) while ranking third in 2010. Nebraska’s 32 interceptions in 2003 -- thanks to an NCAA-best 10 by Josh Bullocks that season -- ranks among the NCAA all-time top five.

The defense ranked among the NCAA top 20 in scoring defense (first in 2009, second in 2003 and ninth in 2010), fewest passing yards allowed (fifth in 2010, 11th in 2003 and 18th in 2009), passes intercepted (first in 2003, seventh in 2009 and 11th in 2010) and total defense (seventh in 2008, 11th in both 2003 and 2010).

Bullocks became just the second Nebraska sophomore to earn all-America honors and he ended 2003 as a semifinalist for the Jim Thorpe Award. Cornerback Prince Amukamara was a finalist for the Jim Thorpe Award in 2009 as he garnered first-team all-America honors.

Between stints at Nebraska, Sanders was at North Carolina (2004-06) and was initially hired as the co-defensive coordinator/secondary coach before being elevated to defensive coordinator for years two and three with the Tar Heels. After a 2-10 season and the UNC defense ranking in the 100’s for most defensive categories prior to Sanders’ arrival, North Carolina improved to 6-6 in 2004. Then in his first year as defensive coordinator, the Tar Heels climbed to 42nd nationally in total defense in 2005 while ranking 48th in pass defense in 2006.

Sanders also served as the secondary coach at Colorado State for two seasons (2001-02). The Rams posted a 17-9 record during Sanders’ two seasons in Fort Collins, including winning the 2002 Mountain West title and earning a pair of bowl trips.

Other coaching stops included one season as defensive ends/outside linebackers coach at New Mexico State (2000), five seasons at Nebraska-Omaha (1995-99, including the final three as defensive coordinator), one season as defensive backs coach at Minnesota-Morris (1994) and two seasons at defensive backs coach at Nebraska Wesleyan (1992-93).

A native of Chicago, Ill., Sanders received his bachelor’s degree in business administration at Nebraska in 1990. During his four-years playing for Tom Osborne and the Cornhuskers, Nebraska played in four bowls, including the Sugar Bowl, 1987 and ‘89 Fiesta Bowls and the 1988 Orange Bowl. Sanders earned honorable mention all-Big Eight honors his senior season.

He and his wife, Susan, have a daughter, Chandler Marie, and a son, Payton.

COACHING CAREER

| Year | School (Position) |
|--------------|---------------------------------|
| 1992-93 | Nebraska Wesleyan (DB) |
| 1994 | Minnesota-Morris (DB) |
| 1995-96 | Nebraska-Omaha (DB) |
| 1997-99 | Nebraska-Omaha (DC) |
| 2000 | New Mexico State (DE/LB) |
| 2001-02 | Colorado State (DB) |
| 2003 | Nebraska (DB) |
| 2004-06 | North Carolina (DC/DB) |
| 2008-11 | Nebraska (DB) |
| 2011 | Florida Atlantic (DC) |
| 2012 | USC (DB) |
| 2013-16 | Loyola High School (Head Coach) |
| 2018-present | Coastal Carolina (DC/DB) |





ASSISTANT COACHES



CURT BALDUS

**DEFENSIVE BACKS / SPECIALISTS /
SPECIAL TEAMS - PUNT RETURN**

GUSTAVUS ADOLPHUS, 2002
6TH SEASON

Curt Baldus joined the Coastal Carolina football staff in February 2013 and enters his sixth season working with the defensive backs and specialists, as well as serving as the coordinator of the punt return special team unit.

The 2017 season saw punter/kicker Evan Rabon have a record-setting season as he was the first Chanticleer to average over 40 yards per punt (43.2). Rabon also had a record-setting 65-yard punt and booted two field goals of 52 yards, one yard shy of the CCU record.

Coastal intercepted 21 passes in 2016, including 13 by the defensive backs as C.J. Thompson and Kamron Summers each had four picks apiece while Richie Sampson and Anthony Chesley each had two.

For a second-straight year, Chris Jones had a superb season as a punt returner in 2016, averaging 12.5 yards per return, while the unit averaged 15.3 yards per return thanks to Ky'Jon Tyler returning one 80 yards for a touchdown.

In 2015, kicker Ryan Granger was named first-team all-Big South as he set three CCU single season records - consecutive field goals made (10), most field goals in a season (16) and best field goal percentage (.808). Overall, CCU's special teams flourished as the punt coverage unit ranked first in the NCAA FCS as opponents only returned one punt for zero yards, while the kickoff coverage unit ranked sixth in the NCAA FCS. Jones was also named second-team all-Big South while setting a CCU single-season record for punt return yards.

Baldus helped Coastal Carolina lead the Big South in pass efficiency defense in 2014 while Pernell Williams was named first-team all-Big South. After losing team leader Richie Sampson to injury midway through the season, Imir Sanders, who was inducted in the National Football Foundation's Hampshire Honor Society, stepped in and the unit did not skip a beat. Williams and Sanders finished among the team's top six in tackles while combining for six interceptions.

In his first year with the Chants in 2013, Richie Sampson was named second-team all-Big South as he ranked third on the team and 14th in the league in tackles while tying for second in the league with three forced fumbles. He additionally ranked sixth in the league in passes defended (0.8 per game) and 10th in sacks (3.0). His 11 pass breakups ranked second in the league behind teammate Denzel Rice, who tied a CCU single-season record with 12, as the defense set a school record with 62 pass breakups.

On special teams, Niccolo Mastromatteo was named second-team all-Big South for punt returns and Alex Catron was tabbed a first team kicker after setting a CCU single-season record by converting 76.9 percent of his field goals. Austin Cain also set a CCU single-season record with a punting average of 38.2 yards.

Baldus came to Coastal Carolina after five seasons (2008-12) as a graduate assistant in his second stint with the Cornhuskers. He served as an offensive intern for the 2006 football season. In his final two seasons, Baldus was the defensive and special teams intern. He worked with the defensive line and helped Nebraska finish first in pass defense. In 2011, Nebraska had the best overall special teams in the Big Ten.



From 2008-10, he was the offensive graduate assistant, working with the wide receivers, kickers and holders.

Baldus spent the 2007 season at the University at Buffalo working with the offensive line, kickers and punters. Buffalo was Mid-American Conference East Division co-Champions and Baldus coached punter Ben Woods, who finished in the top 10 in the Ray Guy Award voting. At both Nebraska and Buffalo, Baldus was involved in scouting opponents and on-campus recruiting.

Baldus began his coaching career as a graduate assistant at St. Cloud State from 2002-04. He helped with the offense and worked with the kickers, punters and strength and conditioning. In his first season in 2002, St. Cloud was co-North Central Conference Champion.

A native of Chaska, Minn., Baldus was an all-conference quarterback at Chaska High School. He played collegiately at Gustavus Adolphus College where he played defensive back, linebacker, punter and kicker from 1998-2002. He earned all-conference honors as a kicker and received academic all-district recognition in 2001.

Baldus graduated from Gustavus Adolphus with a degree in physical education in 2002. He received his master's degree in both physical science and sport management from St. Cloud State in 2004. He received a master's in education administration from Nebraska in 2011.

Baldus is married to the former Karoline Mathney.

COACHING CAREER

| Year | School (Position) |
|--------------|-----------------------------------|
| 2002-04 | St. Cloud State (Grad. Assistant) |
| 2006 | Nebraska (Intern) |
| 2007 | Buffalo (OL/Specialists) |
| 2008-12 | Nebraska (Grad. Assistant) |
| 2013-present | Coastal Carolina (S/Specialists) |





ASSISTANT COACHES



PATRICK COVINGTON

OFFENSIVE LINE

FURMAN, 2006
9TH SEASON

Patrick Covington enters his ninth year as the offensive line coach with the Coastal Carolina University football program in 2018. Overall, Coastal has led the league in fewest sacks allowed twice and he has coached players to a total of 17 all-conference honors, including all-Americans Jamey Cheatwood, Chad Hamilton and Voghens Larrieux.

In CCU's first year in the NCAA FBS and Sun Belt Conference in 2017, Coastal had the youngest offensive line in the nation for the second half of the season featuring two true freshmen, two redshirt freshmen and a sophomore. However, Coastal rushed for over 100 yards four times while rolling up 434 total yards at Sun Belt co-champion Appalachian State and 359 yards at Arkansas. The unit helped Osharmar Abercrombie earn all-Sun Belt honors while Trey Carter was honorable mention all-Sun Belt.

Covington made an immediate impact in his first year in 2010. While inheriting a veteran group, the same group that had allowed 25 sacks in each of the previous two seasons, the unit only allowed seven sacks and did not allow more than once sack in any contest under Covington's tutelage. The Chants led the Big South and ranked third in the NCAA with its average of 0.58 sacks allowed per game. The unit also helped Eric O'Neal lead the Big South and set a CCU record with 179 rushing attempts and Zach MacDowall rank among the NCAA top 40 in seven statistical categories. For their efforts, Seth Smalls and Cheatwood were singled out as second-team all-Big South selections.

In 2011, Coastal Carolina once again led the Big South, while ranking 13th nationally, allowing just 13 total sacks (1.0 per contest). His offensive line helped Aramis Hillary lead the Big South, rank 10th in the NCAA and set a CCU single-season record in pass completion percentage (65.5). Hillary was also 19th nationally in pass efficiency (146.51) while the Chants finished 22nd in the stat as a team (144.11). At season's end, Cheatwood would make his second-straight all-Big South second team, while Tim Franklin was also tabbed second-team all-conference.

The 2012 season was one of Coastal's most productive on the offensive side of the ball in the program's 10-year history. The Chants led the Big South in total offense and passing offense, while ranking 25th nationally in rushing (199.34 ypg), 34th in passing (238.54 ypg), 18th in total offense (437.77 ypg) and 13th in scoring offense (34.31 ppg). In fact, Coastal set CCU single-season records for total offense (5,691 yards) and scoring with 446 points. The Chants also set a CCU single-season record by rushing for at least 200 yards in seven-straight games. At season's end, center Pat Williams was named first-team all-Big South and left tackle Hamilton earned second team honors.

Covington's front five in 2013 helped the Chanticleers set 25 school and 17 Big South offensive records while paving the way for all-American and Walter Payton Award candidate Lorenzo Taliaferro. While Coastal set numerous records, the group's largest point of pride was leading the FCS in fewest tackles for loss per game (3.33) while continuing its tradition of protecting the quarterback by ranking 26th in the nation in fewest sacks allowed per game (1.33). Overall, Coastal ranked among the NCAA FCS top 10 in six categories while leading the Big South in third down conversions, completion percentage, first downs, red zone offense, scoring offense and total offense. Cheatwood was named all-America and was joined on the all-Big South first team by Hamilton and Drew Herring.

The 2014 season was just as successful, as Coastal returned to the NCAA FCS quarterfinals, started the season 11-0 and was ranked No. 1 in the nation the final two weeks of the regular season. Hamilton was named first-team all-American while Kevin Hart (first team) and Mo Ashley (second team) were added to the all-Big South squad. The unit, whistled for just 10 penalties

COACHING CAREER

| Year | School (Position) |
|--------------|-----------------------------|
| 2006 | Coastal Carolina (Strength) |
| 2007-09 | Air Force (Off. Assistant) |
| 2010-present | Coastal Carolina (OL) |

for the season, helped Coastal lead the nation in fourth down conversions, while ranking fourth in first downs, ninth in third down conversions, 13th in scoring offense and 18th in total offense. Coastal once again led the Big South in fewest sacks allowed (1.14 per game, 15th nationally).

The unit helped quarterback Alex Ross earn Big South Player of the Year honors and finish seventh in the Walter Payton Award voting while running back De'Angelo Henderson was tabbed first-team all-Big South while leading the league in both rushing and scoring.

In 2015, Ross and Henderson were both tabbed all-Americans while both were finalists for the STATS FCS National Offensive Player of the Year Award. Henderson also made it three-straight years with a Chanticleer earning Big South Offensive Player of the Year honors. Ross and Henderson were able to accomplish such lofty goals thanks to first-team all-Big South picks Voghens Larrieux and Sam Ekwonike, while Chase Tidwell picked up second team honors. The unit helped CCU lead the Big South in eight different categories, including passing offense, red zone offense and total offense.

Coastal's best collective effort by an offensive line came in 2016. The season saw CCU go through six quarterbacks and, for a period of time, was without its top two running backs. However, Coastal averaged 254.3 rushing yards per game despite teams knowing Coastal was going to rely on its rushing attack. In fact, Coastal rushed for at least 200 yards in 11 of its 12 games, including three games of over 300 yards. Without its top two running backs and with Tidwell injured, Coastal had two games that two players each rushed for at least 100 yards. Larrieux, who played both left and right tackle due to injuries, was named an all-American and the unit helped Henderson capture all-America honors, be a Walter Payton Award finalist for a second year and set an NCAA Division I record by scoring a touchdown in 35-consecutive games.

Prior to returning to Coastal for the 2010 season, Covington spent three years at the Air Force Academy working with the Falcon offense. In 2009, Covington helped the Falcons to an 8-5 record and a victory over Houston in the Bell Helicopter Armed Forces Bowl. Covington worked closely with the offensive line for three years, which was one of the best in the league and finishing second nationally in rushing with an average of 299.5 yards per game in 2007. Air Force's rushing average was its best since winning its only national rushing title in 2002 with a 307.8 per game average. The Falcons won their 26th conference rushing title in 2009 and third-straight with Covington's assistance.

Covington was an assistant strength and conditioning coach at Coastal Carolina for the 2006 season and was part of a coaching staff that led the Chanticleers to the Big South Conference championship with a 9-3 record.

Covington is a 2006 graduate of Furman University. He was a three-year starter and four-year letterwinner for the Paladins from 2002-05. A two-time all-Southern Conference selection, he was rated as the No. 6 guard in NCAA I-AA football by *The Sports Network*. He was a *Sports Network* first-team all-American and an *Associated Press* second-team all-American in 2005.

In 2005, the Furman offense averaged a school-record 469.9 yards of total offense per game. The Paladins ranked third in the nation in rushing and reached the semifinals of the 2005 NCAA I-AA Playoffs. Covington was also a team captain his senior year and was a 2006 National Strength and Conditioning all-American.

A native of Charlotte, N.C., Covington attended Myers Park High School where he was a three-year starter and served as a team captain.

Covington is married to the former Ann Louise Duncan. The couple has a son, Gus, and a daughter, Annie.



ASSISTANT COACHES



BILL DURKIN

TIGHT ENDS AND TACKLES /
SPECIAL TEAMS - PAT/FIELD GOAL

MASSACHUSETTS, 1994
5TH SEASON



Bill Durkin is in his fifth season with the Chanticleer football program. He will coach the tight ends and tackles in 2018, as well as coordinate the PAT/FG unit, after serving as the running backs coach the previous four seasons (2014-17).

In his first season at Coastal in 2014, Durkin helped De'Angelo Henderson earn first-team all-Big South honors as he led the league in rushing, scoring and rushing touchdowns while ranking among the NCAA FCS leaders in rushing yards per carry (7th, 6.56), rushing TDs (7th, 20), rushing yards (9th, 1,534), scoring (11th, 9.0 ppg), rushing yards per game (18th, 109.6 ypg) and all-purpose yards (21st, 130.21 ypg). Coastal Carolina also led the NCAA FCS in fourth down conversions as Henderson and Andre Johnson converted nine of their 10 attempts on fourth down, including four touchdowns from Henderson. Henderson also gained a first down on 18 of his 22 rushing attempts on third down as CCU ranked ninth in the nation in the category.

In 2015, Henderson's game elevated and he was reward by being named an all-American, finishing 10th on the STATS FCS National Offensive Player of the Year voting and being selected the Big South Offensive Player of the Year. Henderson set the NCAA FCS record by scoring a touchdown in 26-consecutive games while leading the Big South in all-purpose yards per game (14th nationally), rushing touchdowns (seventh nationally), rushing yards (10th nationally), rushing yards per game (ninth nationally) and scoring (sixth nationally). Coastal's Ryan Granger was also named first-team all-Big South as he made all 38 extra points and set a CCU record by making 16 field goals. Additionally, Coastal converted eight two-point conversions on the year.

Henderson, who set an NCAA Division I record by scoring a touchdown in 35-consecutive games, ended his career in 2016 by earning all-American honors and being a Walter Payton Award finalist for the second-straight season. He went on to be a sixth-round pick by the Denver Broncos. Overall, Coastal rushed for over 200 yards in 11 of its 12 games, including three times eclipsing 300 yards. Also under Durkin's watch, Coastal converted 8-of-11 two-point tries in 2016.

The 2017 season was Coastal's first in the NCAA FBS and Sun Belt Conference, but CCU kept its tradition of having strong running back play. Osharmar Abercrombie was named third-team all-Sun Belt and, despite being Henderson's backup for three years, Abercrombie finished his career fourth on the school's all-time list for rushing touchdowns (22), fifth in rushing yards (1,922), 10th in all-purpose yards (2,372) and 10th in points scored (138).

Prior to CCU, Durkin spent four seasons (2010-13) coaching the offensive line at Bowling Green State University. Three Falcons were named all-Mid-American Conference in 2013, including first-team selections Chief Kekuewa and Dominic Flewellyn, and his offensive line unit allowed running back Travis Greene to rank 15th in the NCAA FBS in rushing yards per game (113.9). The Falcons were 2013 MAC Champions, led the NCAA FBS in time of possession and led the nation in fewest fumbles lost, while also ranking 29th in total offense.

In 2012, BGSU was one of the least sacked teams in the country, allowing just 15 sacks in 13 contests. Helping these numbers were a pair of all-MAC award winners in Jordon Roussos (second team) and Flewellyn (third team). It was the first time two BGSU offensive lineman earned all-MAC in the same season since 2005.

In 2011, the offensive line returned four starters including Ben Bojicic, who earned third-team all-MAC honors, and the group helped pave the way for freshman running back Anthony Samuel, who was named the MAC Freshman of the Year.

Durkin spent the 2008 and 2009 seasons at Hofstra. While with the Pride, Durkin was the offensive line coach and running game coordinator in 2008-09. He added assistant head coach to his title in 2009.

Prior to his time at Hofstra, Durkin spent 11 seasons at the University of Richmond, where he was part of four conference championship teams. He joined the Spiders' program in 1997 as the tight ends and offensive tackles coach where he coached two all-conference selections and one all-American.

Durkin coached the Richmond running backs from 2000 through the 2003 season before assuming the role of offensive line coach from 2004 through 2007. He also added the run game coordinator title in 2007.

The Spiders broke school records for rushing offense, total offense, total points scored, and single-game total offense and rushing offense marks in 2007 as Richmond advanced to the NCAA FCS Championship semifinals. In posting their third-consecutive winning season for the first time in 52 years, the Spiders set a school-record with 11 wins in 2007.

Durkin began his coaching career as a strength and conditioning coach (1995 and '96) at his alma mater the University of Massachusetts. He was a four-year letterman, a two-year team captain and first-team all-conference selection in 1992 and 1993. He added consensus first-team all-American honors in 1993 and was later named to the Yankee Conference 50th Anniversary All-Star Team.

Following graduation, he played with the New England Patriots and the Rhein Fire of NFL Europe, as well as the Shreveport Pirates and the Baltimore Stallions of the Canadian Football League.

Durkin and his wife, Victoria, have two children, Ryan and Rachel.

COACHING CAREER

| Year | School (Position) |
|--------------|--------------------------------|
| 1995-96 | UMass (Strength) |
| 1997-99 | Richmond (TE/Tackles) |
| 2000-03 | Richmond (RB) |
| 2004-07 | Richmond (OL) |
| 2008 | Hofstra (OL) |
| 2009 | Hofstra (Asst. Head Coach/OL) |
| 2010-13 | Bowling Green (OL) |
| 2004-17 | Coastal Carolina (RB/PAT/FG) |
| 2018-present | Coastal Carolina (TE/T/PAT/FG) |



ASSISTANT COACHES



RYAN GOODMAN

**LINEBACKERS /
SPECIAL TEAMS - FG DEFENSE**

NC STATE, 2009
5TH SEASON



Ryan Goodman was named the linebackers coach at Coastal Carolina in January 2014 and enters his fifth season in that capacity in 2018.

No stranger to CCU, Goodman spent the 2012 and 2013 championship seasons on the Chanticleer staff as an intern. He assisted the offensive coaches in breaking down opponent film, as well as performing quality control for an offense that became one of the most prolific units in the NCAA FCS over those two seasons.

In his first season as the linebackers coach in 2014, linebackers Quinn Backus and Brett Johnson each excelled both on and off the field. Backus was the FCS ADA top collegiate linebacker, finished fourth in the Buck Buchanan Award voting, was tabbed the Big South Defensive Player of the Year for a third-straight season and led the Big South in tackles for a third-consecutive season. Johnson was named second-team all-Big South while being named Capital One/CoSIDA Academic All-District and an FCS ADA academic all-star. Backus and Johnson also were inducted into the National Football Foundation Hampshire Honor Society.

In 2015, Goodman helped converted safety Alex Scarce, who led the team in tackles, earn second-team all-Big South honors. The following year in 2016, Scarce had a breakout season as he set CCU single-season records for sacks (8.0), yards from tackles for loss (78) and interception returns for touchdowns (2) while ranking second in TFL (13.5), third in fumbles forced (3) and fourth in interceptions (5). For the year, Coastal scored seven defensive TDs -- second-best total in all Division I behind Alabama's 10 -- and Scarce was responsible for five (returned two picks for TDs, recovered a fumble for TD and forced two fumbles that were recovered for TDs). For his effort, Scarce was named a first-team all-American and finished sixth in the Buck Buchanan Award voting as the top defensive player in all of FCS. Scarce and fellow linebacker Shane Johnson ranked 1-2 on the team in tackles and both were named to the CCU Transition Committee all-conference team.

Coastal's first season in the NCAA FBS and Sun Belt Conference in 2017 saw the production from Goodman's players stay at a high level. Johnson ranked second in the league in tackles overall while he led the league in stops in Sun Belt Conference games only. Johnson was tabbed second-team all-Sun Belt, while redshirt freshman Silas Kelly was selected honorable mention all-Sun Belt. Goodman's special teams unit blocked two kicks with one getting returned for a defensive two-point conversion.

Goodman came to Coastal Carolina after two seasons (2010-11) as a graduate assistant coach at his alma mater North Carolina State. He served under former Virginia defensive coordinator and current Cincinnati defensive backs coach Jon Tenuta, the former Wolfpack linebackers coach. Goodman worked with first-team all-ACC linebacker Nate Irving, who set an NCAA record with eight tackles for loss in a game and played for the Denver Broncos, and linebacker Terrell Manning, who played for the San Diego Chargers.

Prior to joining the NC State staff, Goodman was a two-sport student-athlete with the Wolfpack as a member of the football (2005-08) and wrestling (2006-08) teams. He played in 32 games over his football career, seeing action at safety for two seasons before closing his career at linebacker. As a wrestler, he was a three-time all-ACC selection (2006, '07 and '08), a two-time ACC champion (2006 and '07) at 197 pounds, and the 2006 and 2007 ACC Tournament Outstanding Wrestler.

The native of Egg Harbor City, N.J., began his collegiate career at Nebraska as a walk-on quarterback and a scholarship wrestler. However, Goodman worked his way up to second string quarterback as a true freshman and won a football scholarship by completing his lone pass attempt in the 2004 season-opening win over Western Illinois.

On the mat, he was 7-0 in his freshman season (2004-05) as a wrestler with the Huskers at the 197-pound weight class.

A product of Absegami High School, where he was coached by former CCU linebackers coach Doug Colman, Goodman passed for 3,108 yards and rushed for 1,300 in his four-year football career. As a wrestler, he set the New Jersey state high school record with 145 career wins, was a two-time state champion and ended his career with a 72-match win streak.

Goodman received his bachelor's degree in political science from NC State in 2009. He is married to the former Meredith Pierson.

COACHING CAREER

| Year | School (Position) |
|--------------|----------------------------|
| 2010-11 | NC State (Grad. Assistant) |
| 2012-13 | Coastal Carolina (Intern) |
| 2014-present | Coastal Carolina (LB) |





ASSISTANT COACHES



WILLY KORN

WIDE RECEIVERS /
SPECIAL TEAMS - KICKOFF RETURN

CLEMSON, 2010
2ND SEASON



Willy Korn is in his second season at Coastal Carolina in 2018, serving as the wide receivers coach while also coordinating the kickoff unit on special teams.

In his first year with the Chanticleers in 2017, Malcolm Williams was named third-team all-Sun Belt while Chris Jones was selected honorable mention. After just two receptions for 17 yards in 2016, Williams broke through in 2017 to lead the Chanticleers in receptions (43), receiving yards (793) and receiving touchdowns (seven). The junior finished with 1,093 all-purpose yards (793 receiving, 73 rushing, eight punt returns, 219 kick returns) to rank eighth on the CCU single-season list. His 18.44 yards per catch ranks second on the CCU single-season list while he also ranks sixth on the CCU seasonal chart in receiving yards, seventh in receiving touchdowns and ninth in receptions.

Williams opened league play with a record-setting performance at UL Monroe with 266 receiving yards (CCU record and second-best single-game effort in Sun Belt history) on nine receptions -- one shy of the CCU single-game record. He also recorded an 86-yard touchdown reception to tie for the second-longest pass play in CCU history. Jones set a CCU record with an average of 20.62 yards per reception.

A product of Byrnes High School (Duncan, S.C.) and former Clemson quarterback, Korn came to Coastal after serving in a similar position under current CCU offensive coordinator Jamey Chadwell at Charleston Southern for four seasons (2013-16). In addition to his role as wide receivers coach at Charleston Southern, Korn spent the last three seasons as the Buccaneers' recruiting coordinator.

Korn's recruiting classes at CSU helped the Bucs win a pair of Big South Championships while reaching the NCAA Division I FCS playoffs in 2015 and 2016. Specifically, his wide receivers helped anchor one of the more explosive offenses in the Big South.

Prior to entering the coaching ranks at Charleston Southern, Korn played for Chadwell while at North Greenville. Korn began his collegiate playing career at Clemson before transferring to North Greenville.

Korn, who started at quarterback in Dabo Sweeney's first year as Clemson head coach, graduated from Clemson in three-and-a-half years (2010) with a bachelor's degree in communication studies. Upon graduating and following an injury-plagued career with the Tigers, Korn transferred to North Greenville University. He started at quarterback in his junior and senior seasons at North Greenville, earning all-American honors after leading NGU to an 11-3 season and the NCAA Division II quarterfinals

in 2011. Korn finished his career with an 18-4 record and threw for 4,058 yards and 45 touchdowns in two seasons at NGU. He also ran 212 times for 944 yards and 11 touchdowns.

Korn led national-power Byrnes High School to two 4A state championships and set numerous state records along the way. He finished his high school career with 10,125 passing yards and 125 touchdowns which earned him such accolades as *Parade* all-American, U.S. Army All-American Bowl participant, Elite 11 QB Camp invitee and South Carolina Gatorade Player of the Year twice (2005 and 2006). In 2013, he was named to the top 150 all-time South Carolina high school football players by *The State* newspaper.

Korn is married to the former Charlotte Swain.

COACHING CAREER

| Year | School (Position) |
|--------------|-----------------------------|
| 2013-16 | Charleston Southern (WR/RC) |
| 2017-present | Coastal Carolina (WR/KOR) |





ASSISTANT COACHES



NEWLAND ISAAC

**RUNNING BACKS /
SPECIAL TEAMS - PUNT COVERAGE**

CHARLESTON SOUTHERN, 2009
1ST SEASON



Newland Isaac enters his first season as an assistant coach with Coastal Carolina in 2018. He will coach the Chanticleer running backs and has a long history with CCU offensive coordinator Jamey Chadwell. Isaac worked with Chadwell for eight seasons over three stops including Charleston Southern, Delta State and North Greenville.

Isaac spent the 2017 season as the assistant head coach/offensive coordinator at Albany State.

Isaac helped the Golden Rams finish the 2017 season ranked first in the SIAC in scoring, passing and red zone offense while ranking second in both rushing and total offense. Three Golden Rams were named all-SIAC on offense while lineman Jamie Glenn added all-region honors.

In the summer of 2018, Isaac was selected to participate in the 2018 NCAA-NFL Coaches Academy which provides current, full-time college football coaches at NCAA member schools and some former NFL athletes the opportunity to expand their knowledge and insight into the world of college football coaching.

Prior to his time at Albany, Isaac worked on Coach Chadwell's staff at his alma mater Charleston Southern, serving as the running backs coach. Overall, he spent four seasons (2013-16) in that capacity while adding the responsibility of recruiting coordinator in January 2017 before his departure for Albany State in May 2017. He helped the Buccaneers produce one of the nation's top rushing attacks in his final two seasons at CSU. The Bucs won Big South championships in 2015 and 2016 while earning NCAA playoff berths each season.

In Isaac's four years as the Bucs' running backs coach, Christian Reyes set the CSU all-time rushing record only to see Mike Holloway break the mark.

Holloway, a two-time FCS all-American, Darius Hammond and Ben Robinson exited in 2016 following a production-packed four years. Holloway finished as CSU's all-time leading rusher with 2,623 yards, while Hammond and Robinson rank fourth and fifth, respectively. The trio combined for 5,610 rushing yards and 53 rushing touchdowns, powering a Bucs' ground attack that ranked among the FCS top 20 each year.

In 2016, Holloway led the FCS in yards per carry and the Bucs ranked sixth nationally in rushing, averaging 266.5 yards per game. The previous year, CSU won an outright Big South Conference championship as the Bucs finished the season 10th nationally in average time of possession and 19th in rushing yardage.

Under Isaac's guidance, Christian Reyes became CSU's all-time leading rusher in just two years (2013-14) with 2,200 yards, which was broken two years later by Holloway. Reyes additionally shattered the school's single-season rushing record with 1,254 yards in 2013.

Isaac also coached running backs at Delta State, guiding a group which combined to average almost 200 rushing yards per game and nearly 5.0 yards per carry in 2012. Running back Rondreas Truesdale was a first-team all-Gulf South selection.

Prior to his season at DSU, Isaac coached running backs and slot receivers for the Crusaders at NGU for three years. The Crusaders captured the National Christian Collegiate Athletic Association national title in 2010 (9-3) and appeared in the NCAA Division II Quarterfinals in 2011 (11-3).

At NGU in 2011, Isaac coached all-American Idris Anderson and all-South Region performer Teyran Rucker. NGU's offense averaged 250 yards rushing per game and 5.5 yards per carry to rank among the nation's top 10.

During NGU's NCCAA title season, the Crusaders averaged 281.1 yards rushing per game and scored 43 touchdowns on the ground.

Isaac was a four-year letterman under former Bucs' head coach Jay Mills at CSU. The Hopkins, S.C., native was a former walk-on who worked his way to a scholarship at wide receiver for the Bucs. He helped CSU capture the 2005 Big South Conference title.

Isaac holds a bachelor's degree in physical education from Charleston Southern (2009) and a master's degree in business administration from North Greenville (2011).

COACHING CAREER

| Year | School (Position) |
|--------------|-----------------------------|
| 2009-11 | North Greenville (RB/Slots) |
| 2012 | Delta State (RB) |
| 2013-16 | Charleston Southern (RB/TE) |
| 2017 | Albany State (Asst. HC/OC) |
| 2018-present | Coastal Carolina (RB) |





ASSISTANT COACHES



SHAWN HOWE

DEFENSIVE LINE / TACKLES

ROCKY MOUNTAIN, 2005
1ST SEASON



Shawn Howe enters his first season at Coastal Carolina in 2018. He will coach the defensive line, particularly working with the defensive tackles.

Howe came to CCU after spending three seasons (2015-17) as the assistant head coach and defensive coordinator at Dixie State University.

In 2017, Howe’s defense ranked 21st in the nation in fewest passing yards allowed (168.2 ypg) and recorded 13 interceptions on the season. Defensive back Jaylen Moore was the 2016 Rocky Mountain Athletic Conference Freshman of the Year and added second-team all-RMAC honors in 2017.

Prior to his arrival to DSU, he was the defensive line coach at Humboldt State for two seasons (2013-14). During his tenure at HSU, Howe coached one all-American and six all-conference performers while his 2014 unit led the nation in sacks.

Howe worked with the Southern California football program for two seasons, including the 2012 season with current CCU defensive coordinator Marvin Sanders. Howe was a graduate assistant working with the defensive line in 2012 and was a defensive assistant in 2011.

Before his time with the Trojans, Howe spent four years in the state of Tennessee and had a brief stint at Gardner-Webb. In 2010, he was an assistant strength and conditioning coach at Tennessee, helping the Volunteers reach the Music City Bowl. However, from January to June 2010 Howe was the defensive line coach with the Runnin’ Bulldogs.

He spent the previous three years (2007-09) as a graduate assistant coach at Memphis. He worked with the Tigers’ defense the first two years and coached the tight ends in 2009. Memphis played in the New Orleans Bowl in 2007 and the St. Petersburg Bowl in 2008.

He came to Memphis after working as a volunteer assistant at North Carolina State in 2006 where he worked with the defensive line. He began his coaching career at Rocky Mountain College, his alma mater, serving as the outside linebackers coach in 2004 and 2005.

Howe played defensive end and linebacker at College of the Redwoods in Eureka (Calif.) in 2000 and 2001, earning all-Mid-Empire Conference first team honors in 2000 when he was the team’s Defensive Lineman of the Year. He then transferred to Rocky Mountain College, where he was a two-year (2002-03) starter at defensive end.

He graduated from Rocky Mountain College in 2005 with a bachelor’s degree in physical education and health.

COACHING CAREER

| Year | School (Position) |
|----------------|------------------------------------|
| 2004-05 | Rocky Mountain (OLB) |
| 2006 | NC State (Volunteer AC) |
| 2007-09 | Memphis (Grad. Assistant) |
| 2010 | Gardner-Webb (DL) |
| 2010 | Tennessee (Strength) |
| 2011-12 | Southern California (Def. Assist.) |
| 2013-14 | Humboldt State (DL) |
| 2015-17 | Dixie State (Assist. HC/DC) |
| 2018 - present | Coastal Carolina (DL/DT) |





ASSISTANT COACHES



T.J. HOLLOWELL

ASSISTANT DEFENSIVE LINE /
DEFENSIVE ENDS

NEBRASKA, 2009
1ST SEASON



T.J. Hollowell, who played four seasons of professional football, enters his first season on the Chanticleer staff in 2018. He will work with the Chanticleer defensive line as well as have responsibilities with the special teams.

Hollowell spent two seasons as the defensive coordinator at Santa Margarita (Calif.) Catholic High School, helping the Eagles to a 7-4 record and a MaxPreps.com national ranking of 49th overall in 2017.

Prior to his arrival at Santa Margarita, Hollowell spent one season at Youngstown State in 2015. The Penguins' linebackers had a solid all-around performance in 2015, which helped the defense have one of its best campaigns in years. Lee Wright and Armand Dellovade earned all-Missouri Valley Football Conference accolades for their standout performances.

Hollowell, who was an assistant coach at Huntsville (Texas) High School in 2014, got his first taste of collegiate football working in three capacities over four years at Nebraska.

While working with the Cornhuskers' defense in 2013, Hollowell helped linebacker Lavonte David earn the Big Ten's Butkus-Fitzgerald Linebacker of the Year award, while Alfonzo Dennard was named the Tatum-Woodson Defensive Back of the Year. In 2012, Nebraska played in the Big Ten Championship game and the Capital One Bowl while posting a 10-4 mark.

He spent the 2010 campaign as an intern after working with the Huskers' strength and conditioning staff in 2008 and 2009.

A former starter at linebacker for Nebraska, Hollowell signed with the New York Giants as a free agent in 2004 and spent two seasons in the NFL. He played for the New York Giants in 2004 and the New York Jets in 2005, while spending two training camps with the Denver Broncos. He also spent parts of two years in the Canadian Football League with the Edmonton Eskimos.

During his time with the Cornhuskers (2000-03), Hollowell compiled 173 career tackles in helping the Huskers to four bowl games, including the BCS National Championship Game in 2001.

As a senior, he earned honorable mention all-Big 12 recognition from the league coaches and *Associated Press* as he tallied 80 stops, including eight tackles for losses and two interceptions. He tied Nebraska's school record with eight pass breakups by a linebacker and was part of a defense that forced a school-record 47 turnovers.

A standout at Copperas Cove High School in Texas, he finished his career as the school's leader in career tackles with 311. As a senior, he had 159 tackles, 21 TFLs and three sacks as he earned Class 5A all-state honors.

Hollowell received his degree in sociology from Nebraska in 2009. He and his wife, Jessica, have two sons, Tommy and Kingston.


COACHING CAREER

| Year | School (Position) |
|--------------|----------------------------------|
| 2008-09 | Nebraska (Strength) |
| 2010 | Nebraska (Def. Intern) |
| 2011-13 | Nebraska (Grad. Assistant) |
| 2014 | Huntsville High School (OLB/S) |
| 2015 | Youngstown State (LB) |
| 2016-17 | Santa Margarita Catholic (DC) |
| 2018-present | Coastal Carolina (Assist. DL/DE) |





FOOTBALL SUPPORT STAFF



GEORGE GLENN

**CHIEF OF STAFF /
DIRECTOR OF FOOTBALL OPERATIONS**

ETSU, 1967
7TH SEASON

George Glenn is in his seventh season as the chief of staff and director of football operations. His duties include organizing the daily operations of the football program, such as practice schedules, travel schedules and the daily administrative duties.

Glenn came to Coastal after spending the 2011 season as chief of staff for the Omaha Nighthawks for Joe Moglia.

Glenn has over 30 years of football experience both as a high school head coach, as well as being co-founder and camp director of the Blue Chip Football Camp held annually in Delaware since 1976.

Glenn was both the athletic director and head football coach at Cape Henlopen (Del.) High School. Prior to that, he was the head coach at Salesianum (Del.) School for 21 years. He is the winningest head football coach in the history of Salesianum School, chalking up 119 victories from 1976 to 1992. Salesianum won the Delaware Division I state championship in 1986, when he was named Delaware Football Coach of the Year. Salesianum additionally reached the state championship in 1980, '87, '88 and '92, while reaching the semifinals in 1981, '83, '84 and '90. Prior to taking over as head coach, Glenn was the offensive coordinator at Salesianum from 1972-75, helping the program win a state title in 1972.

He won another 25 games in four seasons - posting at least six wins each season - as head coach at Cape Henlopen High School, taking over a program that was just 1-9 prior to his arrival.

At the time he finished his 21-year Delaware head coaching career, Glenn was the second-winningest head football coach in state history. In addition to his 1986 Delaware Coach of the Year honor, Glenn has been the Delaware Catholic League Coach of the Year (1980), head coach for the Delaware All-Star Game (1981), assistant coach for the Delaware All-Star Game (1991) and Delaware Today Magazine's 1987 Coach of the Year.

He was the head coach at Staunton River High School in Moneta, Va. from 1969 to 1971. He started his coaching career as an assistant at Boones Creek High School in Johnson City, Tenn. in 1966.

Glenn graduated from East Tennessee State University in 1967 with a Bachelor of Science degree in physical education. He played four years of college football, the first two serving as tri-captain, and earned all-conference honors at Ferrum Junior College. He also spent two years in the United States Army.



RICK MUELLER

**EXECUTIVE DIRECTOR OF PLAYER
PERSONNEL**

PUGET SOUND, 1990
1ST SEASON

Rick Mueller, who has worked in professional football for over 20 years, was named Coastal Carolina football's executive director of player personnel in January of 2018.

Mueller, who previously worked with Coach Joe Moglia at the Omaha Nighthawks, most recently served as the player personnel executive with Philadelphia Eagles. He has additionally served in executive roles with the United Football League, the New Orleans Saints, the Jacksonville Jaguars and the Sacramento Gold Miners.

In his role with the Chanticleers, Mueller will work closely with recruiting and coaching staffs to help evaluate the entire recruiting process and with chief of staff George Glenn in the daily operations. He will additionally serve as the program's liaison with the NFL.

Mueller spent a total of five seasons with the Eagles, serving as the team's player personnel executive (2016), director of pro personnel (2014-15) and pro personnel executive (2012-13). While with Philadelphia, he coordinated all aspects of the pro scouting department, including preparation for the free agency signing period, advance scouting of upcoming opponents and evaluation of all players in the NFL and other professional football leagues.

Prior to his time in Philadelphia, Mueller was a key component in the success of the UFL's inaugural season in 2009 when he was named the league's vice president and served as the general manager for all four teams. He was then hired as the general manager for the Omaha Nighthawks in 2010 and served in that capacity for two seasons.

Mueller spent eight seasons in the personnel department with the New Orleans Saints, where he was the team's vice president of player personnel (2006-08) and director of player personnel (2000-06). His role in New Orleans ranged from evaluating NFL free agents, studying college prospects and supervising the organization's college and pro scouts.

Mueller joined the Saints after a six-year stint with the Jacksonville Jaguars. He was the club's director of college scouting (1998-2000) and a college scout (1994-98).

In 1993, Mueller had his start in the front office side of professional football, working as the director of player personnel and wide receivers coach for the Canadian Football League's Sacramento Gold Miners.

In 1992, Mueller was a defensive assistant and special teams coach for the World League's Sacramento Surge as they posted an 8-2 record and captured the World Bowl championship.

A graduate assistant at Washington State from 1990-92, Mueller was the team's quarterbacks coach, head junior varsity coach and recruiting coordinator.

Mueller was a three-year starter at quarterback at the University of Puget Sound and earned a degree in communications in 1990. He and his wife, Andrea, have twin sons, Chase and Rhett, and a daughter, Emry.



FOOTBALL SUPPORT STAFF



KEVIN CRISTELLO

**DIRECTOR OF FOOTBALL
ADMINISTRATION/RECRUITING**

MOREHEAD STATE, 2006
1ST SEASON

Kevin Cristello begins his first season at Coastal Carolina in 2018, serving as the director of football administration and recruiting. In his role, he will work closely with George Glenn and Rick Mueller in the day-to-day activities associated with football operations and recruiting.

Cristello came to Coastal after one season at Nebraska, where he worked in a lead role in the Huskers' team travel and served as a liaison to several areas within the Nebraska athletics department.

Prior to his time at Nebraska, Cristello was the director of football operations at Eastern Kentucky. Among his many responsibilities in his six years with the Colonels (2011-16), Cristello was responsible for travel arrangements for the football team, the coordination of summer camp activities and assisting with the day-to-day operations of the program. Cristello also served as the district four representative on the National Director of Football Operations Committee.

Cristello also has coaching experience in his background. Before entering the administration side, he spent three years (2008-10) at Kentucky Christian. In his first two seasons (2008-09), he was the defensive line coach, academic coordinator and video coordinator. In 2010, he was elevated to interim head coach.

He began his coaching career at his alma mater Morehead State. He was a student assistant in 2006 and served as a graduate assistant coach in 2006 and 2007, working mostly with the defensive backs.

Cristello played defensive end at Morehead State from 2001-05, twice leading the team in sacks. He was a team captain and earned all-Pioneer League honors. He received his bachelor's degree in health promotions in 2006 and a master's in adult and higher education from Morehead State.

He is married to the former Erin Peak who was an all-conference volleyball player at Morehead State University. The couple has two sons, Kameron and Chandler.



LOUIS FRANCOIS

**DIRECTOR OF TECHNOLOGY /
ASSISTANT RECRUITING
COORDINATOR**

COASTAL CAROLINA, 2008
11TH SEASON

Louis Francois is entering his 11th year overall at Coastal Carolina University in 2018. After two seasons as the program's video coordinator, he was elevated to coordinator of football technology in 2012. Then, in 2013, he also took on the role as assistant recruiting coordinator. Francois came to Coastal in 2008 serving as an assistant video coordinator.

In his current role, Francois oversees the program's video needs, as well as coordinates the program's social media efforts while organizing the recruiting database.

Francois worked the 2006 and 2007 seasons as a student assistant, serving on the video staff and assisting the offensive line and the tight ends. He followed that up with one year as assistant video coordinator in 2008.

Prior to coming to CCU, Francois was a student assistant at Catawba College in 2004 and 2005, working as the assistant video coordinator and working with the offensive line and the tight ends. He coached the offensive line, defensive line and linebackers during his two years at Gateway High School in Kissimmee, Fla., helping the school to the most wins in school history in 2003.

Francois graduated from Coastal Carolina in May of 2008 with a bachelor's in recreation and sports management.



FOOTBALL SUPPORT STAFF



JILL KINGSTON

EXECUTIVE ASSISTANT

CAMPBELL, 2001
16TH SEASON

Jill Kingston, who has been with the Coastal Carolina football program since its inception, is in her 16th year with the Chanticleer football program, serving as head coach Joe Moglia’s executive assistant, coordinating numerous events and functions for the Coastal Carolina football program, as well as handling Coach Moglia’s daily schedule.

Kingston was a four-year letterwinner at Campbell University in basketball from 1997-2001, leading the Camels to the 2000 TAAC title and an appearance in the NCAA Tournament.

A graduate of South Rowan High School, Kingston was a three-sport standout in basketball, softball and tennis. She was a four-time all-conference and three-time all-county honoree in basketball.

Kingston and her husband, Eric, reside in Little River with their daughters, Claire and Ellie.



JUDY COOLEY

FOOTBALL OFFICE ASSISTANT

BLUEFIELD STATE, 1982
5TH SEASON

Judy Cooley is in her fifth year on the Coastal Carolina staff where she assists the chief of staff. Specifically, she assists with the financial end of the program, processing travel reimbursements, assisting with travel arrangements and working on the day-to-day operations of the office.

Cooley and her husband, Larry, have one son, Alex.



DAN MORPHIS

EQUIPMENT COORDINATOR

APPALACHIAN STATE, 1984
7TH SEASON

Dan Morphis was named the equipment coordinator for the Coastal Carolina athletics department in 2012. He supports all 19 intercollegiate men’s and women’s teams. Morphis works directly with Chris Carter, the department’s direct liaison with Under Armour and handling the ordering and implementation of CCU’s branding.

Prior to joining the Coastal Carolina staff, Morphis was the head clubhouse manager/equipment manager with the Charlotte Knights, a Triple-A affiliate of the Chicago White Sox organization from 2006 to 2011. He also served as an assistant equipment manager during the 2003 and 2004 seasons.

Before working with the Knights in minor league baseball, he was the equipment manager at Davidson College for 20 years from 1986 to 2006.

He has also spent time at training camp for the San Diego Chargers and the Washington Redskins. When the Carolina Panthers started in Charlotte, he became part of their game day staff and for the next eight years worked with the Panthers at home and traveled to a few road games, including the 1996 NFC championship game against the Green Bay Packers at Lambeau field.

He earned a bachelor’s degree in education from Appalachian State University in 1984.

Originally from Mooresville, N.C., Morphis currently lives in Surfside.



FOOTBALL SUPPORT STAFF



TONY DECKER

DIRECTOR OF SPEED, STRENGTH & CONDITIONING

EAST STROUDSBURG, 1983
3RD SEASON

Anthony Decker was elevated to the director of speed, strength and conditioning in August 2016. He oversees the Chanticleer student-athletes' physical improvement for all 19 athletic programs while working specifically with the football program.

Decker joined the Chanticleer staff in June 2016 as the co-director of speed, strength and conditioning for the Chanticleer athletic programs prior to being elevated in August of 2016.

Decker has more than 30 years of collegiate strength and conditioning experience at the Division I level and is a former National Strength Coach of the Year (1998).

Prior to coming to Coastal Carolina, Decker served as the head strength and conditioning coach at Susquehanna University from 2015-16. While there, he directed and coordinated strength, speed, agility and conditioning efforts for all 23 varsity sports. Additionally, he served as an adjunct faculty member in the department of biology.

Decker also spent five years from 2006-11 at Temple University, where he was directly responsible for the strength, speed, power and flexibility of the football team. He also oversaw two weight rooms while supervising several assistants and student interns. Decker coached 17 Temple players that went on to play in the National Football League (NFL).

Prior to his years at Temple, Decker was the director of strength and conditioning at the University of Virginia (1998 – 2002). He coordinated daily operations of the weight room, designed and implemented strength and conditioning programs for the football program and supervised a staff of six assistants.

During his years at Virginia, Decker worked with several NFL draft picks including Heath Miller, D'Brickshaw Ferguson and Matt Schaub. It was not Decker's first stop at Virginia as he also spent one year there as a graduate assistant in 1985-86.

From 1988-98, Decker was the head strength and conditioning coach and assistant athletic trainer at the University of Delaware. While there, he worked with the football and men's and women's basketball teams, and was twice honored as the conference's Strength Coach of the Year. In addition, he was also named the regional and national Strength Coach of the Year one season. Decker worked with all 22 men's and women's varsity sports and was charged with program design, speed, agility and flexibility training.


On top of his many years as a strength and conditioning coach, Decker also spent time as an instructor at both Delaware and East Stroudsburg University.

Upon leaving Temple in July of 2011, Decker co-founded ADAPT (Athletic Development and Performance Training) in New Jersey. He served as a strength and conditioning coach and consultant to several teams and individual athletes at the youth, college and professional levels.

Decker graduated from East Stroudsburg University in 1983 with a degree in health and physical education with a concentration in athletic training. In 1986, he received his master's degree in athletic training and sports medicine with a concentration in strength and conditioning.

Decker has been a certified strength and conditioning specialist (CSCS) since 1991, a certified club coach with the United States of America Weightlifting Federation since 1991 and a certified senior coach with the United States of America Weightlifting Federation since 1994. He has also been a certified athletic trainer through the National Athletic Trainers' Association since 1983.

Decker is married to Kate Decker, who has 20 years of experience in strength and conditioning and flexibility, as well as in muscle therapy. She has spent time working with the Philadelphia Eagles and at Temple University.



JEFF POUNDS

ASSISTANT ATHLETICS DIRECTOR / SPORTS PERFORMANCE

SACRAMENTO STATE, 1996
16TH SEASON

Jeff Pounds was elevated to assistant athletic director for sports performance in the fall of 2017. He previously served as the director of athletic training at Coastal Carolina University from 2010-17.

Pounds provides direct athletic training support for the university's football program, as well as overseeing the sports performance department, which includes both athletic training and the speed, strength and conditioning.

Overall, Pounds has been with Chanticleer athletics since 2002 and served as an associate athletic trainer from 2006-10 and an assistant athletic trainer from 2002-06.

Pounds is a certified member of the National Athletic Trainers' Association and Mid Atlantic Athletic Trainers' Association. He holds current certification from the S.C. Department of Health and Environmental Control. He has also served on the district scholarship committee.

He is also an adjunct instructor in the university's department of kinesiology, recreation and sports studies, where he teaches the course - EXSS 330: Injury Management.

Pounds came to Coastal Carolina from Davidson College, where he served as an assistant athletic trainer and the head football athletic trainer from 1998-2002.

Previously, he was a staff athletic trainer for HealthWorks Rehab and Fitness in Morgantown, W.Va., and the head athletic trainer at Fairmont Senior High School in West Virginia.

Pounds has extensive experience in athletic training and has worked at various camps, including for the NBA's Sacramento Kings. He also served as the host athletic trainer for the 1999 and 2000 NCAA Men's Soccer Final Fours in Charlotte, N.C.

Originally from Petaluma, Calif., Pounds earned a master's degree from West Virginia University in 1998 and a bachelor's degree from Sacramento State University in 1996. He played collegiate baseball at Santa Rosa Junior College for two years.

Pounds and his wife, Cara, have a son, David, and a daughter, Maggie.

MEET THE CHANTS





RETURNERS



5

JOSH ANDERSON

WR * 6-1 * 185 * Jr.
Volo, Ill./Wauconda

2017 (Sophomore): Played in 10 games on the season ... Made his first career start at Arkansas State ... Caught one pass for seven yards in the season finale win over Georgia Southern ... Named to the Dean's List in the fall of 2017.

2016 (Redshirt Freshman): Played in 10 games, missing the Lamar and Bryant contests ... Served on the special teams, but did not record any statistics ... Named to the Dean's List in the spring of 2017 ... Received Sun Belt Conference Commissioner's List recognition for posting at least a 3.5 GPA for the 2016-17 academic year.

2015 (Freshman): A walk-on that redshirted his freshman season ... Named the Chant Squad Offensive MVP for the Western Illinois week ... Named to the Dean's List in the fall of 2015 and spring of 2016 ... Named to the 2015-16 Big South Presidential Honor Roll for posting at least a 3.0 GPA for the academic year.

High School: Tabbed all-area honorable mention by the Daily Herald and all-North Suburban Conference at Wauconda High School ... Had 15 receptions for 413 yards with seven touchdowns as a senior ... As a junior, led the team with 28 receptions, including seven scores, to earn all-North Suburban Conference honorable mention honors ... Also lettered in baseball.

CAREER STATS

RECEIVING

Table with columns: YEAR, G-GS, REC, YDS, AVG., TD, LG. Rows for 2015, 2016, 2017, and CAREER.



7

KILTON ANDERSON

QB * 6-2 * 205 * Sr.
Naples, Fla./Skyline [Wash.]
Fresno State/New Mexico Military Institute

Graduated from Coastal in the spring of 2018 with a degree in interdisciplinary studies and is pursuing his M.B.A. at Coastal ... A member of the Team Leadership Council for 2018.

2017 (Junior): Played in the last six games, posting a 2-1 record as the starter over the last three games ... In just six games at CCU, Anderson already ranks seventh on the school's all-time list for passing yards (743), seventh in passing touchdowns (7) and eighth for completions (49) ... Saw first action as a Chant at Arkansas State, playing the entire second half ... Was 5-of-16 passing for 133 yards, including a 51-yard TD pass ... Also came off the bench at Arkansas and led CCU to a 13-point lead in the fourth quarter ... Was 6-of-17 for 115 yards and two touchdowns ... Also rushed for 37 on seven attempts ... Got first start as Chant vs. Troy ... Was 13-for-25 with two TDs and two INTs for 157 yards ... Was a game captain at Idaho and was 11-for-23 passing for 100 yards ... Versus

the Vandals, was 5-for-9 passing on third downs (CCU was 7-for-14 overall on third down for the game) ... Threw for a season-high 180 yards and completed a season-high 52.9 percent on just nine completions with two touchdowns, in leading Coastal to a win over Georgia Southern in the season finale ... 67 of those 180 yards came on a touchdown pass to Malcolm Williams to give CCU an early 7-0 lead ... Earned President's List (4.0 GPA) in the fall of 2017 and Dean's List in spring of 2018 ... Received Sun Belt Conference Commissioner's List recognition for posting at least a 3.5 GPA for the 2017-18 academic year.

2016 (Sophomore) at New Mexico Military Institute: Spent one season at New Mexico Military Institute, but did not play as he recovered from an injury.

2015 (Redshirt Freshman) at Fresno State: Played in eight games, making five starts on the season ... One of four different quarterbacks to start on the year - the most in any Bulldog season going all the way back through 1979 ... Threw for 817 yards with two touchdowns against five interceptions ... Was 78-of-157 passing on the season ... Rushed 51 times for 211 yards, finishing as the team's third-leading rusher ... His five rushing touchdowns on the season tied for the team lead and was the most by any Bulldog quarterback since David Carr also posted five rushing TDs back in 2001 ... Drew his first career start on Oct. 10 versus Utah State ... Became the first quarterback since Derek Carr on Aug. 29, 2013 to lead the Bulldogs on a fourth-quarter comeback, guiding Fresno State from 11-down entering the fourth quarter to come back and beat UNLV on Oct. 16 in his second start ... Threw for 193 yards and ran for 78 yards in the win over the Rebels with his 78 rushing yards being the most by a Bulldog quarterback in any game this century ... His two rushing touchdowns in the UNLV win matched the total number of rushing touchdowns the Bulldogs had as a team through the first six weeks of the season.

2014 (Freshman) at Fresno State: Redshirted.

High School: 2013 King County all-conference selection ... Led Skyline to a 9-2 record and a berth in the 2013 Washington Football 4A playoffs and the King County championship in his only season at the school ... Completed 24-of-37 passes for 312 yards and two touchdowns in the King County championship game victory over Bothell High School ... Passed for 2,116 yards and 15 touchdowns while rushing for 544 yards and 11 touchdowns in 2013 at Skyline ... 2013 Northwest Preps Quarterback MVP (Mercer Island, Wash.) and 2013 Northwest Elite Index Quarterback MVP ... 2013 U.S. Army Combine Quarterback Elite-Team mention (San Antonio, Texas) ... Played at Naples (Fla.) High School for his first three prep seasons, two of which he was the varsity starting quarterback that ran a split-back veer offense ... Guided the Naples Golden Eagles to a 12-1 record and a spot in the Class 6A state semifinals as a junior in 2012 ... Completed 60-of-131 passes for 1,288 yards and 17 touchdowns against four interceptions as a junior ... Rushed for 952 yards and 28 touchdowns in 2012 ... Named to the Class 6A Florida all-state team as an athlete and was a second-team 6A all-state selection as a quarterback his junior season.

CAREER STATS

PASSING

Table with columns: YEAR, G-GS, CMP, ATT, YDS, PCT, TD, INT, LG. Rows for 2014, 2015, 2016, 2017, and CAREER.

RUSHING

Table with columns: YEAR, G-GS, ATT, YDS, AVG., TD, LG. Rows for 2014, 2015, 2016, 2017, and CAREER.

* at Fresno State

^ at New Mexico Military Institute



RETURNERS



79

STEVEN BEDOSKY

OL * 6-2 * 285 * So.
Douglasville, Ga./Landmark Christian

2017 (Redshirt Freshman): Played in 10 games, starting the final five of the season at left tackle ... Saw extensive action at Appalachian State and got his first career start the following week versus Texas State ... Had two knockdown blocks at Arkansas ... Served as a game captain for the Idaho game ... Earned Dean's List in the fall of 2017 and spring of 2018 ... Received Sun Belt Conference Commissioner's List recognition for posting at least a 3.5 GPA for the 20116-17 academic year.

2016 (Freshman): Redshirted ... Earned Dean's List honors in the fall of 2016 and spring of 2017 ... Received Sun Belt Conference Commissioner's List recognition for posting at least a 3.5 GPA for the 20116-17 academic year.

High School: A two-star recruit by 247Sports.com and Rivals.com ... Two-time first-team Class A all-state selection at Landmark Christian High School ... Also tabbed academic all-state ... Selected first-team all-region 5-A both as a senior and junior ... Paved the way for all-state performer and Region 5-A Player of the Year running back Lofton Tidwell ... As a junior, allowed zero sacks while making 38 pancake blocks for a team that rushed for 3,000 yards ... Was also a member of the Landmark Christian wrestling team.



43

SHELDON BILLINGS

LB * 6-0 * 245 * R-Fr.
Georgetown, S.C./Georgetown

2017 (Freshman): Redshirted.

High School: Named second-team All-South Carolina Football Team (all divisions) by USA TODAY ... Selected to play in the Shrine Bowl of the Carolinas ... Led his Georgetown High School with 92 tackles, including 2.5 sacks and a forced fumble as a senior ... Also led the Bulldogs in tackles as a junior with 79, including 8.5 tackles for loss with 2.5 sacks ... Brother of former Chanticleer player and student assistant coach Michael Billings Jr.



52

C.J. BREWER

DT * 6-2 * 290 * So.
Bowdon, Ga./Bowdon

A member of the Team Leadership Council for 2018.

2017 (Redshirt Freshman): Played in all 12 games on the defensive line ... Made first career start in the Texas State game ... In that start versus the Bobcats, tallied a season-high seven tackles ... Logged five stops versus Troy, including a sack and a 0.5 tackle for loss ... Also had a sack along with a pass breakup in the win at Idaho ... Added a pass breakup at ULM.

2016 (Freshman): Redshirted.

High School: A two-start recruit by Rivals.com out of Bowdon High School ... First-team AA all-state pick by the Atlanta Journal Constitution and second-team AA all-state pick by the Georgia Spots Writers Association ... Named Times-Georgian All-Area MVP and the Region 5-AA Defensive Player of the Year as a senior ... Tabbed fourth-team all-state as a junior ... Selected 2014 Times-Georgian Area Defensive Player of the Year his junior season ... Also named all-region 5-AA as both a linebacker (first team) and an offensive lineman (second team) as a junior ... Was also a member of the Bowdon basketball team.

CAREER STATS

| DEFENSE | G-GS | UT | AT | TT | TFL-YDS | QBS-YDS | FF/FR | INT | PBU |
|---------|------|----|----|----|--------------|---------|-------|-----|-----|
| 2016 | | | | | - REDSHIRT - | | | | |
| 2017 | 12-1 | 15 | 18 | 33 | 2.5-16 | 2.0-15 | 2/0 | 0 | 2 |
| CAREER | 12-1 | 15 | 18 | 33 | 2.5-16 | 2.0-15 | 2/0 | 0 | 2 |





RETURNERS



1

JAVE BROWN

S * 5-11 * 190 * Jr.
Franklin, N.J./Franklin Township
Lackawanna College

2017 (Sophomore): Played in eight games, starting two contests ... Also missed the last two games with an injury ... Finished the season with 17 tackles, including 10 solo stops ... Had pass breakups in three consecutive games (Western Illinois, ULM and Georgia State) ... Added a tackle for loss versus Western Illinois and posted a season-high six tackles versus ULM and Georgia State.

2016 (Redshirt Freshman) at Lackawanna College: Named to the all-Northeast football conference team ... Totaled 38 tackles in nine games ... Had an interception, which he returned for a touchdown ... Also recovered a fumble for a touchdown.

2015 (Freshman) at Lackawanna College: Redshirted ... Named to the Dean's List in the fall of 2015.

High School: Lettered at Franklin High School ... Named first team all-Delaware division ... Played in the Phil Simms North-South All-Star Classic.

CAREER STATS

Table with columns: DEFENSE, YEAR, G-GS, UT, AT, TT, TFL-YDS, QBS-YDS, FF/FR, INT, PBU. Rows for 2015, 2016, 2017, and CAREER.

* AT LACKAWANNA COLLEGE



11

KAMERON BURTON

S * 6-1 * 190 * R-Fr.
Belton-Honea Path, S.C./Belton-Honea Path

2017 (Freshman): Redshirted ... Was the Chant Squad Special Team MVP for the week leading into Texas State game ... Earned Dean's List honors in the fall of 2017 and spring of 2018 ... Received Sun Belt Conference Commissioner's List recognition for posting at least a 3.5 GPA for the 2017-18 academic year.

High School: Lettered at Belton-Honea Path High School ... Named first-team All-Region I-AAAA as he led the Bears to a region championship in 2016 ... Passed for 1,942 yards and 14 touchdowns while rushing for 871 yards and 17 touchdowns his senior year ... Threw for 2,941 yards and 23 touchdowns while rushing for 1,732 yards and 27 touchdowns over his high school career ... Accumulated 4,673 yards of total offense and was responsible for 50 touchdowns.



14

PRESTON CAREY

CB * 5-11 * 165 * Jr.
Hagerstown, Md./Salpointe Catholic

2017 (Sophomore): Played in all 12 games, starting five in the defensive backfield ... Led the team and ranked seventh in the Sun Belt in both passes defended (12) and pass breakups (10). ... His 12 passes defended also ranks eighth on the CCU single-season list, while his 10 PBU ties for fifth on the CCU single-season list ... Returned a blocked PAT 86 yards for a two-point conversion at UAB, the third-longest blocked kick return for a score in CCU history ... Added a pass breakup versus the Blazers ... Picked off his first career pass versus Troy and returned it 28 yards ... Started the season opener versus UMass ... Started at Arkansas State and had a career-high seven tackles and a pass breakup ... Added two pass breakups at Appalachian State and three more at Arkansas ... Closed the season with a five-tackle performance versus Georgia Southern, including 1.5 tackles for losses ... Also registered his second interception of the year and had two pass breakups in the win versus Georgia Southern.

2016 (Redshirt Freshman): Did not see game action as he battled an injury throughout the season.

2015 (Freshman): Redshirted ... Named a Chant Squad MVP three times, twice for special teams (Presbyterian and Gardner-Webb) and once for defense (The Citadel).

High School: Lettered at North Hagerstown High School ... Named all-Washington County as both a defensive back and running back ... First-team all-MVAL as a running back and all-Herald-Mail as a defensive back as a senior ... Added second team all-MVAL honors as a defensive back his senior year ... Registered 26 tackles and four interceptions, returning two for touchdowns ... Added 570 rushing yards with eight scores and 243 receiving yards with three touchdowns as a senior ... Ranks third in school history in both points scored (160) and touchdowns (26) ... Tallied 2,334 career all-purpose yards and 10 career interceptions ... Named to the Baltimore Touchdown Club Super 22 team after his junior season ... Rushed 56 times for 570 yards and picked off four passes ... Added four interceptions and 530 rushing yards as a sophomore.

CAREER STATS

Table with columns: DEFENSE, YEAR, G-GS, UT, AT, TT, TFL-YDS, QBS-YDS, FF/FR, INT, PBU. Rows for 2015, 2016, 2017, and CAREER.





RETURNERS



63

TREY CARTER

OL * 6-1 * 305 * So.
Monroeville, Ala./Monroe Academy

A member of the Team Leadership Council for 2018.

2017 (Redshirt Freshman): Honorable mention all-Sun Belt ... Started all 12 games at right guard ... Led the team with 69 knockdown blocks (second-most on the team for 2017 was 45) ... Was the team's top-graded offensive lineman six times in 12 games, including the UMass, UAB, Texas State, Troy, Idaho and Georgia Southern games ... Served as a game captain for the Appalachian State contest ... Tallied 12 knockdown blocks at ULM alone and had nine at Arkansas ... In his collegiate debut versus UMass, logged eight of the team's 18 knockdown blocks ... Recipient of the team's Strength & Conditioning Offensive Athlete of the Year award ... Earned President's List (4.0 GPA) honors for the fall of 2017 and Dean's List recognition for the spring of 2018 ... Received Sun Belt Conference Commissioner's List recognition for posting at least a 3.5 GPA for the 2017-18 academic year.

2016 (Freshman): Redshirted ... Named Chant Squad Offensive MVP for the week of the Florida A&M game ... Earned Dean's List honors in the fall of 2016 and spring of 2017 ... Received Sun Belt Conference Commissioner's List recognition for posting at least a 3.5 GPA for the 2016-17 academic year.

High School: A three-time Alabama Independent School Association all-state selection at Monroe Academy ... Won the AISA Lineman of the Year Award as a senior and was a finalist for the honor as both a junior and sophomore ... Selected to play in the 2015 AISA East-West All-Star game and was named the Best Offensive Lineman for the West squad.



2

ANTAWN CHANDLER

WR * 5-10 * 160 * Jr.
Aiken, S.C./Aiken

2017 (Sophomore): Played in six games, primarily on the special teams ... Did not record any statistics ... Earned Dean's List honors for the fall of 2017 and spring of 2018 ... Received Sun Belt Conference Commissioner's List recognition for posting at least a 3.5 GPA for the 2017-18 academic year.

2016 (Redshirt Freshman): Did not see game action ... Received Sun Belt Academic Honor Roll recognition for posting at least a 3.0 GPA for the 2016-17 academic year.

2015 (Freshman): Redshirted ... Selected Chant Squad Offensive Player of the Week for the Alabama A&M game ... Earned Dean's List honors in the fall of 2015 and spring of 2016 ... Named to the 2015-16 Big South Presidential Honor Roll for posting at least a 3.0 GPA for the academic year.

High School: Named all-Area by the Augusta Chronicle out of Aiken High School ... Tabbed All-Region-5 AAA ... Among the area's top 10 in receiving statistics ... Had 415 receiving yards and four touchdowns his senior season ... Also served as the team's kick returner.



17

ANTHONY CHESLEY

CB * 5-11 * 190 * Sr.
Temple Hills, Md./Gwynn Park

Graduated from Coastal Carolina in Summer 2017 with a degree in public health ... A member of the Team Leadership Council (2015, 2016, 2017 & 2018).

2017 (Junior): Was the only junior voted as a team captain for the 2017 season ... Named the team's Defensive MVP for the Troy game as he collected eight tackles and recorded a career-high three pass breakups ... Was named the team's Offensive Player of the Game versus Texas State as he returned a fumble on a muffed field goal attempt for a touchdown in CCU's 27-7 loss ... The 50-yard fumble return is the longest in CCU history ... Logged a career-high 13 tackles, including 11 solo stops versus Texas State ... Blocked a 29-yard field goal late in the Idaho win ... Field goal block came early in the third quarter with CCU leading 10-7 (CCU won 13-7) ... Added eight tackles versus Georgia State and two pass breakups in the UMass and Georgia Southern wins ... Earned Dean's List for the spring of 2018 ... Received Sun Belt Academic Honor Roll recognition for posting at least a 3.0 GPA for the 2017-18 academic year.

2016 (Sophomore): Played in all 12 games, starting 11 in the defensive backfield ... Totaled 44 tackles, fifth on the team, and had a team-best eight pass breakups ... Credited with two pass breakups in contests versus Jacksonville State, Charleston Southern and Monmouth ... Opened the season with 10 tackles (four at Lamar and six versus Florida A&M) and had a tackle for loss in both contests ... Added a pass breakup with six stops versus Florida A&M to be named the team's Defensive MVP ... Had a team-best and career-high seven tackles in the Central Connecticut State win ... In addition to his two pass breakups versus Monmouth, he had a 42-yard interception return for a touchdown to provide the 38-7 final ... Closed the season with four tackles and an interception versus Hampton ... Received Sun Belt Academic Honor Roll recognition for posting at least a 3.0 GPA for the 2016-17 academic year.

2015 (Redshirt Freshman): Played in 11 games, getting two starts (Presbyterian and The Citadel) ... Finished the season with 15 tackles, 13 solo, and three pass breakups ... Made three tackles in both of those starts, adding two pass breakups versus Presbyterian ... Also had three stops in the Gardner-Webb win ... Contributed two tackles and a pass breakup versus Kennesaw State ... Named to the 2015-16 Big South Presidential Honor Roll for posting at least a 3.0 GPA for the academic year.

2014 (Freshman): Redshirted ... Named Chant Squad Special Teams Player of the Week (Charleston Southern).

High School: Tabbed first-team Maryland 1A/2A all-state as a senior and honorable mention as a junior ... Second-team all-Gazette Prince George's County team and all-Met ... As a senior, had five interceptions, six pass breakups and four fumble recoveries ... Opponents completed just two passes against him for the year ... Had nine career interceptions, six fumble recoveries, three forced fumbles and two defensive touchdowns ... Played in the Chick-fil-A Challenge, a senior all-star game between Prince George's County and Southern Maryland Athletic Conference ... Led the Gwynn Park High School Yellow Jackets to an 11-1 record, falling in the second round (region final) of the state championship ... A four-year honor roll member.

CAREER STATS

Table with columns: DEFENSE, YEAR, G-GS, UT, AT, TT, TFL-YDS, QBS-YDS, FF/FR, INT, PBU. Rows include 2014-2017 and CAREER totals.



RETURNERS



7

MALLORY CLAYBOURNE

CB * 5-11 * 200 * Sr.
Pittsburgh, Pa./Sto-Rox
Lackawanna College

2017 (Junior): Only played in three games, missing the final seven games due to an injury ... Credited with one tackle in the ULM contest.

2016 (Sophomore) at Lackawanna College: Tallied 13 receptions for 193 yards and a touchdown for the Falcons as a wide receiver ... Totaled seven tackles in 10 games on special teams.

2015 (Freshman) at Lackawanna College: Totaled nine receptions for 167 yards with two touchdowns as a freshman at wideout ... Also had seven tackles on special teams.

High School: Was a two-star recruit by 247sports.com and ranked as the 83rd-best prospect in the state of Pennsylvania ... Selected to play in the prestigious Big 33 game ... Voted to the Pennsylvania Football News' 2013 all-state first team ... Tabbed Pittsburgh Post-Gazette's West Xtra all-region and named to the WPLIAL Class A Big Seven ... Caught 41 passes for 988 yards and 16 touchdowns his senior season at Sto-Rox High School ... Was all-city as a junior playing defensive back at Perry Traditional High School.

CAREER STATS

Table with columns: DEFENSE, YEAR, G-GS, UT, AT, TT, TFL-YDS, QBS-YDS, FF/FR, INT, PBU. Rows for 2015, 2016, 2017, and CAREER.

* AT LACKAWANNA COLLEGE



30

JAIDEN CLAYTON

LB * 6-0 * 225 * R-Fr.
Gaffney, S.C./Gaffney

2017 (Freshman): Redshirted ... Named the team's Chant Squad Special Teams MVP three times - UAB, Idaho and Georgia Southern games ... Received Sun Belt Academic Honor Roll recognition for posting at least a 3.0 GPA for the 2017-18 academic year.

High School: Lettered at Gaffney High School ... Selected to play in the South Carolina North-South All-Star Game ... Intercepted a pass with 1:03 remaining in the game to help the North seal a 21-14 win ... Named to the Spartanburg Herald-Journal all-area team as well as being tabbed All-Region III-5A ... Led the team in tackles with 70 and in tackles for loss with 12 from his middle linebacker position ... Also had 4.5 sacks and two interceptions to go along with a fumble recovery and six blocked punts, including four in a game versus Union County ... Picked off a pass to help Gaffney upset Northwestern in the first round of the 5A playoffs ... Was his school's nominee for the South Carolina Wendy's High School Heisman award.



99

JONATHAN CLAYTON

DT * 6-2 * 285 * So.
Jacksonville, Fla./Sandalwood

2017 (Redshirt Freshman): Played in 10 games, missing the Arkansas and Troy games due to injury ... Tallied seven tackles on the season ... Had two stops in the Arkansas State game, including a 0.5 sacks ... Added a 0.5-tackle for loss versus Texas State ... Named to the President's List (4.0 GPA) for the fall of 2017 and spring of 2018 ... Received Sun Belt Conference Commissioner's List recognition for posting at least a 3.5 GPA for the 2017-18 academic year.

2016 (Freshman): Redshirted ... Named Chant Squad Defensive Player of the Year as he was tabbed the Defensive MVP three times (Furman, Bryant and Hampton) ... Earned Dean's List honors in the fall of 2016 and President's List (4.0 GPA) recognition in the spring of 2017 ... Received Sun Belt Conference Commissioner's List recognition for posting at least a 3.5 GPA for the 2017-17 academic year.

High School: A two-star recruit by Scout.com ... Helped lead his Sandalwood High School team to a 9-3 record and allowed just 17.0 points per game his senior season ... Named Sandalwood's Best Defensive Lineman as a junior.

CAREER STATS

Table with columns: DEFENSE, YEAR, G-GS, UT, AT, TT, TFL-YDS, QBS-YDS, FF/FR, INT, PBU. Rows for 2017 and CAREER.





RETURNERS



8

LARRY COLLINS JR.

WR * 6-1 * 210 * So.
Hopkins, S.C./Lower Richland

2017 (Redshirt Freshman): Played in all 12 games, getting his first career start in the Idaho win ... Caught nine passes for 92 yards and a score on the season ... Had two receptions in the ULM, Georgia State and Idaho games, gaining 27, 17 and 18 yards, respectively ... First career touchdown was a five-yard catch to cut the CCU deficit to six versus Georgia State.

2016 (Freshman): Redshirted ... Named the Chant Squad Offensive MVP for the week of the Central Connecticut State.

High School: A three-star recruit by 247Sports.com and ranked the ninth-best overall prospect in South Carolina ... Participated in the 79th Annual Shrine Bowl of the Carolinas and caught four passes for 55 yards, including an 11-yard touchdown ... Only played in four games as a senior due to a knee injury but still had 37 catches for 647 yards and 10 touchdowns ... Recorded 31 catches for 504 yards, rushed for 309 yards and passed for 343 yards his junior season ... Scored 10 touchdowns as a junior ... On defense, tallied 34 tackles and four interceptions ... Also lettered in track and field ... A member of the 3A state champion 4x100 relay team in 2014.

CAREER STATS

| RECEIVING | | | | | | |
|-----------|------|-----|--------------|------|----|----|
| YEAR | G-GS | REC | YDS | AVG. | TD | LG |
| 2016 | | | - REDSHIRT - | | | |
| 2017 | 12-1 | 9 | 92 | 10.2 | 1 | 23 |
| CAREER | 12-1 | 9 | 92 | 10.2 | 1 | 23 |



54

AYKELLE CROSS

DT * 6-2 * 290 * R-Fr.
Gresham, S.C./Creek Bridge

2017 (Freshman): Redshirted.

High School: Earned Class A all-state honors as a junior at Creek Bridge High School ... A two-time all-region pick ... Had 60 tackles as a senior with 21 tackles for loss and 4.0 sacks ... Also lettered in basketball ... An honor student.



53

RYAN CULBERTSON

LS * 6-0 * 220 * So.
Greenwood, S.C./Greenwood

2017 (Freshman): Was set to redshirt, but was pressed into action in game seven due to injury to starter Conner Kubala ... Served as the long snapper for all punts and kicks over the final six games ... In his first action, was named the CCU's Special Teams MVP for the Appalachian State game ... Helped punter/kicker Evan Rabon earn Sun Belt Special Teams Player of the Week as he averaged 54.7 yards on three punts, including a school-record, 65-yard punt, and made all three field goal attempts, including a 49-yarder to give CCU a lead going into halftime ... Earned Dean's List honors in the fall of 2017 ... Received Sun Belt Academic Honor Roll recognition for posting at least a 3.0 GPA for the 2017-18 academic year.

High School: Rated the No. 35 long snapper in the country and No. 1 in the state of South Carolina by Rubiosnapping.com ... Also rated the No. 34 long snapper in the nation and No. 1 in the state by Chris Sailer Kicking ... A four-year starter at long snapper at Greenwood High School ... 2016 South Carolina Junior Scholar and Duke TIP Scholar ... Selected for the National Beta Club and National Honor Society.



36

DERAMBEZE DRINKARD

CB * 5-11 * 165 * So.
Blythewood, S.C./Blythewood

2017 (Redshirt Freshman): Played in the final six games of the season, serving primarily on the special teams ... Recorded a tackle in both the Troy and Georgia Southern games.

2016 (Freshman): Attended Coastal, but was not a member of the team in the fall ... Joined the squad as a walk-on in the spring of 2017.

High School: Tallied 14 receptions for 205 yards and two scores as a senior at Blythewood High School ... Had an 86-yard kickoff return for a touchdown versus South Florence and a 94-yard return for a touchdown versus Rock Hill ... Finished with 17 kick returns for 582 yards and two touchdowns ... Placed seventh in the South Carolina AAAA State Championship in the 400 meters (49.80) and was sixth in both the 4x100 and 4x400 relays.

CAREER STATS

| DEFENSE | | | | | | | | | | |
|---------|------|----|----|----|---------|---------|-------|-----|-----|--|
| YEAR | G-GS | UT | AT | TT | TFL-YDS | QBS-YDS | FF/FR | INT | PBU | |
| 2017 | 6-0 | 2 | 0 | 2 | 0.0-0 | 0.0-0 | 0/0 | 0 | 0 | |
| CAREER | 6-0 | 2 | 0 | 2 | 0.0-0 | 0.0-0 | 0/0 | 0 | 0 | |



RETURNERS



45

CHRIS EVANS

LB * 6-2 * 215 * R-Fr.
Duncan, S.C./Boiling Springs

2017 (Freshman): Redshirted ... Named the Chant Squad Defensive Player of the Year ... Voted the Chant Squad Defensive MVP for the Arkansas State and Arkansas games ... Earned Dean's List honors in the fall of 2017 and in the spring of 2018 ... Received Sun Belt Academic Honor Roll recognition for posting at least a 3.0 GPA for the 2017-18 academic year.

High School: Named all-region III-5A and second-team *Spartanburg Herald Journal* all-area ... Finished with 56 tackles, 10 sacks, eight additional tackles for loss, nine quarterback hurries and a fumble recovery.



56

JACK FLOOD

OL * 6-4 * 270 * Sr.
Miami, Fla./Belen Jesuit

Graduated from Coastal Carolina in December 2017 with a degree in history and is pursuing a second degree in communication.

2017 (Junior): Played in all 12 games, serving as a back-up at tackle and working on the PAT/FG units ... Received Sun Belt Academic Honor Roll recognition for posting at least a 3.0 GPA for the 2017-18 academic year.

2016 (Sophomore): Played in six games ... Earned Dean's List honors in the spring of 2017 ... Received Sun Belt Conference Commissioner's List recognition for posting at least a 3.5 GPA for the 2016-17 academic year.

2015 (Redshirt Freshman): Saw action in four games playing in contests versus South Carolina State, Alabama A&M, Gardner-Webb and Kennesaw State ... Named to the 2015-16 Big South Presidential Honor Roll for posting at least a 3.0 GPA for the academic year.

2014 (Freshman): Redshirted.

High School: Named third-team 8A all-state ... Played in the Nike/TOC Dade County versus Florida All-Star Game ... Earned second-team all-Dade County honors ... Registered 85 pancake blocks as a senior ... Led his Belen Jesuit High School team to an 8-4 record his senior season ... Also played lacrosse.



74

JACK FRANKLIN

OL * 6-4 * 315 * So.
Buford, Ga./Mill Creek

2017 (Freshman): Was set to redshirt, but was pressed into action in the Arkansas State game due to an injury to Adam Lawhorn ... After coming off the bench that game, he started the final six games of the season as CCU featured the youngest and most inexperienced offensive line in the NCAA FBS ... Became just the fourth true freshman to start on the offensive line at Coastal (and was the second in 2017 along with Brock Hoffman) ... Had a season-best four knockdown blocks versus Troy ... Recorded 10 knockdown blocks for the season.

High School: A three-star recruit by *247Sports.com* and *Yahoo.com* ... Rated the 134th-best prospect in the state of Georgia as well as the 64th-best offensive guard in the nation by *247Sports.com* ... Tabbed first-team all-state by the *Atlanta Journal-Constitution* ... Named the Gwinnett Touchdown Club Offensive Lineman of the Year ... Was also named to the first-team all-county team by the Gwinnett Touchdown Club, the *Gwinnett Daily News* and the *Atlanta Journal-Constitution* ... Selected to the 6-AAAAAAA all-region first team ... Earned the *Gwinnett Daily Post's* Fan Choice Player of the Week as well as being named the Touchdown Club of Atlanta Lineman of the Week after he posted a winning blocking grade and eight pancake blocks in Mill Creek High School's 44-17 win over North Gwinnett ... Helped his team earn a national ranking and reach state the semifinals as a junior and senior ... Named to the *Gwinnett Daily Post* all-county team as he Hawks' leader in blocking grade and with a total of 48 pancake blocks his junior season.



91

TAEQUAN GILMORE

DE * 6-3 * 270 * R-Fr.
Darlington, S.C./Darlington

2017 (Freshman): Redshirted ... Was the Chant Squad Defensive MVP for the Appalachian State week.

High School: Participated in the Blue-Grey All-American Combine at the South Carolina Regional ... Played both offensive and defensive line at Darlington High School ... Totaled 68 tackles as a senior and 49 stops as a junior ... Also lettered in track and field.





RETURNERS



94

JEFFREY GUNTER

DE * 6-4 * 255 * So.
Durham, N.C./Riverside

A member of the Team Leadership Council for 2018.

2017 (Freshman): Played in all 12 games, making his first career start in the Arkansas game ... Named a game captain versus Troy ... Also played on kickoff coverage, making three special teams tackles on that unit ... Totaled 26 stops for the year ... Had two tackles in his collegiate debut versus UMass in the season opener ... Recorded a season-high five tackles with a tackle for loss at UAB ... Added tackles for losses at ULM and Troy, while getting a half tackle for loss at Arkansas ... Had four stop at Arkansas State ... Also recorded three tackles versus ULM, Arkansas and Georgia Southern ... Signed and enrolled with Coastal Carolina in January 2017 and participated in spring drills ... Earned Dean's List honors in the spring of 2017.

High School: Named all-PAC 6 and Durham Herald-Sun all-area his senior season ... Had 55 tackles, including 12.0 tackles for loss and 8.5 sacks as a senior ... Also had an interception ... Named to the 2015 all-PAC-6 team as an outside linebacker after tallying 28 stops with 6.0 tackles for loss.

CAREER STATS

| DEFENSE | | | | | | | | | |
|---------|------|----|----|----|---------|---------|-------|-----|-----|
| YEAR | G-GS | UT | AT | TT | TFL-YDS | QBS-YDS | FF/FR | INT | PBU |
| 2017 | 12-1 | 11 | 15 | 26 | 3.5-6 | 0.0-0 | 0/0 | 0 | 0 |
| CAREER | 12-1 | 11 | 15 | 26 | 3.5-6 | 0.0-0 | 0/0 | 0 | 0 |



28

JACQUEZ HAIRSTON

RB * 5-7 * 180 * So.
Martinsville, Va./Magna Vista

2017 (Redshirt Freshman): Played in all 12 games and garnered his first career start versus Troy ... Averaged 5.8 yards per carry as he rushed 24 times for 140 yards ... Was only stopped behind the line once on the season, a two-yard loss at UAB ... Posted a season-high for rushes (nine) and yards (45) at Arkansas ... Had five rushes at Arkansas State for 42 yards, including a long of 21 yards ... Also played on special teams, collecting a tackle in both the Arkansas and Troy games.

2016 (Freshman): Redshirted ... Named the Chant Squad Special Teams MVP twice - Furman week and Hampton week ... Received Sun Belt Academic Honor Roll recognition for posting at least a 3.0 GPA for the 2017-18 academic year.

High School: A two-time first-team Virginia High School League (VHSL) Group 3A all-state selection ... A two-time first-team all-Timesland football team selection ... Helped Magna Vista to back-to-back 3A state championships ... Rushed for 352 yards (on 28 carries) and two touchdowns (60 and 80 yards) in the 2015 title game ... Rushed for 205 yards with a touchdown as a junior in the 2014 state championship game ... Ran for 2,491 yards on 272 carries with 36 rushing touchdowns his senior season ... Also caught 13 passes for 265 yards and a score as a senior ... Rushed for 2,346 yards and 26 touchdowns on 293 carries as a junior ... Also added six receptions for 98 yards his junior season ... Totaled 5,915 rushing yards and 76 touchdowns for his high school career.

CAREER STATS

| RUSHING | | | | | | |
|---------|------|-----|--------------|------|----|----|
| YEAR | G-GS | ATT | YDS | AVG. | TD | LG |
| 2016 | | | - REDSHIRT - | | | |
| 2017 | 12-1 | 24 | 140 | 5.8 | 0 | 25 |
| CAREER | 12-1 | 24 | 140 | 5.8 | 0 | 25 |

| RECEIVING | | | | | | |
|-----------|------|-----|--------------|------|----|----|
| YEAR | G-GS | REC | YDS | AVG. | TD | LG |
| 2016 | | | - REDSHIRT - | | | |
| 2017 | 12-1 | 2 | 11 | 5.5 | 0 | 11 |
| CAREER | 12-1 | 2 | 11 | 5.5 | 0 | 11 |





RETURNERS



77

SETH HARRELL

OL * 6-3 * 315 * R-Fr.
Chesapeake, Va./Grassfield

2017 (Freshman): Redshirted ... Earned Dean's List honors in the spring of 2018.

High School: Named a three-star recruit by 247Sports.com and Rivals.com ... Rated the 41st-best prospect in Virginia and the 69th-best offensive guard prospect in the nation ... Listed 14th on the Virginia Pilot top 50 prospects and 19th on the 757 area code Fab 30 ... Voted second-team all-state and first-team all-region his junior season ... Totaled 24 tackles, 5.5 tackles for a loss and one sack in six games on defense in 2015 as a junior ... Earned first-team all-Monitor-Merrimac Conference honors on both offense and defense ... Tabbed honorable mention all-757 area team as a sophomore ... Also lettered in track and field ... A standout in the shot put, finishing second in both the Virginia High School League (VHSL) 6A indoor and outdoor state meets.



49

JAMES HEFT

LB * 6-2 * 235 * Sr.
Covington, Ga./Young Americans Christian

Graduated with honors (cum laude) from Coastal Carolina in the summer of 2017 with a degree in business management ... Is pursuing his M.B.A. ... A member of the Team Leadership Council for 2018.

2017 (Junior): Played in 11 games, starting two games ... Totaled 23 tackles ... Served as the back-up to all-Sun Belt linebacker Shane Johnson and worked on special teams ... Led the team with a career-high 11 tackles at Western Illinois in his first career start ... Also started the following week at UAB and registered six tackles, including two tackles for loss and his first career sack ... Among his 23 stops, five came on special teams - four on kickoff coverage - to rank fourth on the team in special teams tackles ... Received Sun Belt Conference Commissioner's List recognition for posting at least a 3.5 GPA for the 2017-18 academic year.

2016 (Sophomore): Played in three games (Lamar, Liberty and Hampton), but did not record any statistics ... Earned Dean's List honors in the fall of 2016 and President's List (4.0 GPA) recognition in the spring of 2017 ... Received Sun Belt Conference Commissioner's List recognition for posting at least a 3.5 GPA for the 2016-17 academic year.

2015 (Redshirt Freshman): Did not see game action ... Named Chant Squad Special Teams MVP for the Bryant week ... Named to the 2015-16 Big South Presidential Honor Roll for posting at least a 3.0 GPA for the academic year ... Earned Dean's List honors for the fall of 2015 and spring of 2016 ... Posted at least a 3.0 GPA for the 2016-17 academic year.

2014 (Freshman): Redshirted ... Named Chant Squad Special Teams MVP for the Monmouth week ... Named to the 2014-15 Big South Presidential Honor Roll for posting at least a 3.0 GPA for the academic year ... Earned Dean's List honors for the spring of 2015.

High School: Three-time first-team all-state selection earning the honor as a senior, junior and sophomore ... Ranked 38th in the state in rushing as a senior with 1,192 yards in nine games (132.4 per game) with 10 touchdowns ... Added 391 passing yards, 112 receiving yards (three receptions with two scores) and 49 tackles ... A member of the BETA club and National Honor Society.

CAREER STATS

DEFENSE

| YEAR | G-GS | UT | AT | TT | TFL-YDS | QBS-YDS | FF/FR | INT | PBU |
|--------------|------|----|----|----|---------|---------|-------|-----|-----|
| 2014 | | | | | | | | | |
| - REDSHIRT - | | | | | | | | | |
| 2015 | | | | | | | | | |
| - DNP - | | | | | | | | | |
| 2016 | 3-0 | 0 | 0 | 0 | 0.0-0 | 0.0-0 | 0/0 | 0 | 0 |
| 2017 | 11-2 | 13 | 10 | 23 | 2.0-8 | 1.0-6 | 0/0 | 0 | 0 |
| CAREER | 14-2 | 13 | 10 | 23 | 2.0-8 | 1.0-6 | 0/0 | 0 | 0 |



86

TRE' HIGH

WR * 6-0 * 190 * R-Fr.
Columbia, S.C./Ridge View

2017 (Freshman): Redshirted ... Named the Chant Squad Special Teams MVP for the ULM week.

High School: Named honorable mention all-Midlands as an athlete by The State ... Played quarterback and wide receiver ... Tallied 36 receptions, 542 yards and eight touchdowns at quarterback as a senior in 2016 ... Had five catches for 100 yards and a touchdown at wide receiver in a win over Richland Northeast ... Completed 1,187 all-purpose yards in his high school career ... Also passed for 753 yards and rushed for 500 yards as a junior ... Also lettered in basketball for Ridge View High School where he was the starting point guard for the team.





RETURNERS



76

BROCK HOFFMAN

OL * 6-3 * 310 * So.
Statesville, N.C./Statesville

A member of the Team Leadership Council for 2018.

2017 (Freshman): Played in and started all 12 games, including the 2017 season opener ... First true freshman to start at center in Coastal's history (since 2003) and was just the third true freshman to draw a start along offensive line (Parez Riley started one game at left guard in CCU's first year of 2003 and Kaleb Dees started one game at right guard in 2010) ... Anchored an offensive line that was the youngest in the NCAA FBS for most of the season ... Top-graded offensive lineman four times - Western Illinois, Appalachian State and Arkansas, while tying for the team honor versus UAB ... Had 45 knockdown blocks for the season, which was the second-most on the team, and allowed just one sack for the season ... Credited with 12 knockdown blocks at ULM, a team-high six at Arkansas State, five at Arkansas and five versus Troy ... Signed and enrolled with Coastal Carolina in January 2017 ... Participated in spring drills ... Earned President's List (4.0 GPA) honors in the spring of 2018 and Dean's List recognition in the spring of 2017 ... Received Sun Belt Conference Commissioner's List recognition for posting at least a 3.5 GPA for the 2017-18 academic year.

High School: Invited to Blue-Grey All-American Bowl ... Selected to play in the Shrine Bowl of the Carolinas ... A two-star recruit by 247Sports.com ... Ranked the 74th-best prospect in the state of North Carolina by 247Sports.com ... First-team NCPreps.com 3A all-state and a second-team American Family Insurance All-North Carolina (all divisions) as named by USA TODAY ... A two-time all-North Piedmont Conference selection ... Was invited to the U.S. Army National Combine his junior season.



3

T'QELE HOLMES

WR * 5-11 * 190 * So.
Charleston, S.C./West Ashley

2017 (Redshirt Freshman): Played in 10 games, mostly on special teams ... Did not have any receptions, but had an 11-yard rush at Arkansas State.

2016 (Freshman): Redshirted ... Named a Chant Squad MVP twice, once for special teams (Charleston Southern week) and once for offense (Bryant week) ... Earned Dean's List honors in the spring of 2017 ... Received Sun Belt Conference Academic Honor Roll recognition for posting at least a 3.0 GPA for the 2016-17 academic year.

High School: Selected to play in the South Carolina North-South All-Star Game ... Named first-team All-Region 7-AAAA and second-team all-Lowcountry ... Recorded 23 receptions for 645 yards with nine touchdowns his senior season ... Averaged 28 yards per reception as a junior ... Also lettered in track and field ... Was the 7-AAAA state runner-up in the 4x100 relay (41.97) and part of the team that set a school record earlier in the year with a time of 41.84.



75

ETHAN HOWARD

OL * 6-6 * 285 * Jr.
Brookwood, Ala./Brookwood

2017 (Sophomore): Started all 12 games at right tackle and recorded 40 knockdown blocks for the season ... Was the most experienced lineman on the NCAA FBS's youngest offensive line for the second half of the season ... Recorded five knockdown blocks at Arkansas State and was the team's highest graded offensive lineman (91%) for the game ... Had a team-best five knockdowns at Appalachian State ... Tied for the team lead with four knockdown blocks at UAB ... Tallied a career-high seven knockdown blocks at ULM, while adding four at Arkansas.

2016 (Redshirt Freshman): Played in 10 games overall ... Earned three starts - versus Central Connecticut, Liberty and Hampton at left tackle ... Finished with 18 knockdown blocks and was whistled for just two penalties ... Had a total of seven knockdown blocks in his starts versus Liberty and Hampton ... Was the team's top-graded lineman at 93 percent for Hampton, a game in which the offensive line was named the team's Offensive MVP ... Recorded five knockdown blocks in his first collegiate start versus Central Connecticut State ... Did not start at Gardner-Webb, but played all but one snap as Chase Tidwell was injured on the opening play.

2015 (Freshman): Redshirted.

High School: Helped lead the Brookwood offense to gain more than 1,500 yards rushing and more than 1,600 yards passing his senior season ... Led the team in pancake blocks and fewest sacks allowed as the offensive line allowed the fewest number of sacks in more than a decade ... Team captain ... Finalist for the Bryant Jordan Achievement Award, given annually by the Alabama Sports Hall of Fame in conjunction with the Alabama High School Athletic Association.





RETURNERS



9

TARRON JACKSON

DE * 6-2 * 265 * So.
Aiken, S.C./Silver Bluff

A member of the Team Leadership Council for 2018.

2017 (Redshirt Freshman): Named the team's Strength and Conditioning Defensive Athlete of the Year ... Played in the first eight games, starting the season opener versus UMass, but missed the final four games due to an injury ... Was a game captain four times ... Despite the injury, Jackson was still a game captain for the Troy and Idaho game, as well as the Arkansas State and Appalachian State games ... Recorded four tackles, including two tackles for loss, with a seven-yard sack, and a forced fumble in the start at UMass ... Also had four stops in the Georgia State and Texas State games ... Credited with a quarterback hurry at UAB ... Other sacks included a half sack at UAB and solo sacks versus both Western Illinois and Texas State ... Earned Dean's List honors in the fall of 2017 ... Received Sun Belt Conference Academic Honor Roll recognition for posting at least a 3.0 GPA for the 2017-18 academic year.

2016 (Freshman): Received a medical redshirt ... Played in the first four games before suffering a season-ending injury ... Only had three tackles, but two were for losses, including 1.5 sacks ... Lone tackle in the Florida A&M was his first career sack ... Was involved in two tackles, including a half sack, versus Furman ... Earned Dean's List honors in the fall of 2016 and spring of 2017 ... Received Sun Belt Conference Academic Honor Roll recognition for posting at least a 3.0 GPA for the 2016-17 academic year.

High School: Selected to play for Team South Carolina in the Georgia-South Carolina Border Bowl as well as the South Carolina North-South game ... Participated in the Blue-Grey All-American South Carolina Regional combine ... A first-team all-Aiken Standard selection ... Tallied 79 tackles, including 11 for losses (five sacks) as a senior ... Named first-team South Carolina all-area by the Augusta Chronicle as a senior and second-team as a junior ... Helped his team reach the state championship game as a senior and a sophomore.

CAREER STATS

DEFENSE

| YEAR | G-GS | UT | AT | TT | TFL-YDS | QBS-YDS | FF/FR | INT | PBU |
|--------|------|----|----|----|---------|---------|-------|-----|-----|
| 2016 ^ | 4-0 | 1 | 2 | 3 | 2.0-10 | 1.5-9 | 0/0 | 0 | 0 |
| 2017 | 8-1 | 11 | 9 | 20 | 4.5-31 | 3.5-28 | 1/0 | 0 | 0 |
| CAREER | 12-1 | 12 | 11 | 23 | 6.5-41 | 5.0-37 | 1/0 | 0 | 0 |

^ granted a medical redshirt



22

ALEX JAMES

RB * 5-11 * 205 * So.
Florence, S.C./Florence Christian School

Serves as a member of the CCU football program's Team Leadership Council (2018).

2017 (Redshirt Freshman): Played in all 12 games, starting six contests ... Was a game captain versus Troy ... Averaged 5.0 yards per carry, rushing 55 times for 274 yards, and was second on the team with four rushing touchdowns ... Added 11 receptions for 61 yards ... Five of his 55 rushes went for at least 20 yards, including rushes of 25, 37, 24, 20 and 42 yards ... Started at Arkansas and scored six-yard touchdown to give CCU 14-7 lead, finished with 10 carries for 13 yards ... Named the team's Offensive MVP for the Idaho game ... Scored on a 42-yard touchdown run to tie the game up at 7-7 versus the Vandals ... Finished the game with 10 carries for 81 yards ... Rushed five times for 49 yards (9.8 avg.) in his debut with CCU versus UMass in the season opener ... Averaged 8.8 yards per rush at UAB (four rushes for 35 yards with long of 37) ... First career TD was a 24-yard rush versus Western Illinois ... Had a one-yard TD rush and caught a 2-point conversion at ULM ... Posted a season-best 28-yard reception in his start versus Texas State.

2016 (Freshman): Redshirted ... Named the Chant Squad Offensive Player of the Year ... Earned Chant Squad Offensive MVP for the week of the Lamar game ... Received Sun Belt Conference Academic Honor Roll recognition for posting at least a 3.0 GPA for the 2016-17 academic year.

High School: A two-star recruit by 247Sports.com ... Rated the 42nd-best all-purpose back in the nation and 46th-best overall prospect in South Carolina by 247Sports.com ... Rushed for 1,872 yards and 22 touchdowns with 11 receptions for 232 and two scores as a senior ... Named to the WBTW All-Blitz team as a corner back ... Was listed as being the "top skills player in South Carolina Independent School Association (SCISA), playing both wide receiver and corner back" ... Named WPDE End Zone SCISA Player of the Year as a junior as he ran for 1,060 yards and 18 touchdowns while adding 26 receptions for 459 yards and seven more scores ... Helped Florence Christian to a 12-1 record and the 2A SCISA state title as a sophomore ... Also an SCISA All-Region III-AA basketball player.

CAREER STATS

RUSHING

| YEAR | G-GS | ATT | YDS | AVG. | TD | LG |
|--------|------|-----|--------------|------|----|----|
| 2016 | | | - REDSHIRT - | | | |
| 2017 | 12-6 | 55 | 274 | 5.0 | 4 | 42 |
| CAREER | 12-6 | 55 | 274 | 5.0 | 4 | 42 |

RECEIVING

| YEAR | G-GS | REC | YDS | AVG. | TD | LG |
|--------|------|-----|--------------|------|----|----|
| 2016 | | | - REDSHIRT - | | | |
| 2017 | 12-6 | 11 | 61 | 5.5 | 0 | 28 |
| CAREER | 12-6 | 11 | 61 | 5.5 | 0 | 28 |



RETURNERS



29

SILAS KELLY

LB * 6-4 * 230 * So.
Mount Airy, Md./South Carroll Senior

A member of the Team Leadership Council for 2018.

2018 (Sophomore): Named second-team preseason all-Sun Belt.

2017 (Redshirt Freshman): Named honorable mention all-Sun Belt ... Ranked third on the team in tackles (75) despite missing the Texas State due to injury ... His average of 6.8 tackles per game ranked 16th in the Sun Belt ... Played in 11 games, starting 10 as he missed the Texas State game with an injury ... Tabbed the team's Defensive MVP for the Georgia Southern game as he recorded a season-high 12 tackles, including two tackles for loss with a sack and a pass breakup ... Was a game captain four times (UAB, Georgia State, Arkansas and Idaho) ... Led the team in tackles twice (eight at UAB and 11 at ULM) ... Tallied nine stops in the season-opening win versus UMass ... Credited with seven tackles at Arkansas State, five solo stops at Appalachian State, five tackles at Arkansas and six versus Troy ... Earned Dean's List honors in the fall of 2017 and spring of 2018 ... Received Sun Belt Conference Commissioner's List recognition for posting at least a 3.5 GPA for the 2017-18 academic year.

2016 (Freshman): Redshirted, but was on the dress squad for all games and listed on the two-deep for numerous games ... Named Chant Squad MVP twice, once for defense (Central Connecticut week) and once for special teams (Liberty week) ... Earned Dean's List honors in the fall of 2016 and President's List (4.0 GPA) recognition in the spring of 2017 ... Received Sun Belt Conference Commissioner's List recognition for posting at least a 3.5 GPA for the 2017-18 academic year.

High School: A two-star recruit by 247Sports.com ... Rated the 52nd-best overall prospect in Maryland by 247Sports.com ... Named small school (Class 2A/1A) first-team all-state as a safety ... Finished his career at South Carroll with 238 tackles (third-most in program history) and 10 interceptions (second-best in Cavaliers history) ... Notched five interceptions, tied for most in the county, and earned Carroll County Times first-team all-county honors for the second-straight season ... Helped South Carroll go 10-2 in 2015, as the Cavaliers won their second-straight county championship and make the Class 2A playoffs for a county-record seventh-consecutive year ... Totaled 59 tackles and led the team with four interceptions his junior season ... Was a times first-team all-county selection on defense as a junior ... Was a second-team all-county pick as a receiver with 17 receptions for 259 yards and four touchdowns.

CAREER STATS

Table with columns: DEFENSE, YEAR, G-GS, UT, AT, TT, TFL-YDS, QBS-YDS, FF/FR, INT, PBU. Rows for 2016, 2017, and CAREER.



13

CHANDLER KRYST

CB * 5-9 * 170 * Jr.
Teга Cay, S.C./Fort Mill

2017 (Sophomore): Served as a member of the CCU football program's Team Leadership Council (2017) ... Played in all 12 games at both corner back and on special teams ... Recorded four tackles at UAB ... Also forced and recovered a fumble on kickoff coverage at UAB ... Was credited with a five-yard return as he picked up a loose ball after a Fitz Wattley interception at Idaho ... Received Sun Belt Academic Honor Roll recognition for posting at least a 3.0 GPA for the 2017-18 academic year.

2016 (Redshirt Freshman): Played in each of the first four games ... Credited with four tackles and a pass breakup on the year.

2015 (Freshman): Redshirted ... Selected Chant Squad Defensive MVP for the Western Illinois game ... Named to the 2015-16 Big South Presidential Honor Roll for posting at least a 3.0 GPA for the academic year ... Earned Dean's List honors in the fall of 2015 and spring of 2016.

High School: Selected to play in the Touchstone Energy Bowl North-South Game ... Named All-Region 3-AAAA his senior season ... Tallied 45 tackles as a senior with an interception and five pass breakups ... Rushed for 834 yards with eight touchdowns and caught 26 passes for 335 yards and two scores on offense ... Was an explosive kick/punt returner ... Also lettered in track and field ... Holds school records for both the 100 and 200 meters.

CAREER STATS

Table with columns: DEFENSE, YEAR, G-GS, UT, AT, TT, TFL-YDS, QBS-YDS, FF/FR, INT, PBU. Rows for 2015, 2016, 2017, and CAREER.





RETURNERS



42

CONNOR KUBALA

LS * 6-1 * 240 * Sr.
Evans, Ga./Lakeside

2017 (Junior): Served as the starting long snapper for the first six games until suffering a season-ending injury at Arkansas State ... Served as a game captain for the Western Illinois game ... Logged his first career tackle at ULM and helped Evan Rabon punt a then CCU-record 59-yard punt ... Delivered the snap on Rabon's 52-yard field goal versus Western Illinois, which is the second-longest in school history.

2016 (Sophomore): Played in all 12 games and delivered the snap for all punts, field goals and extra points ... Voted to the CCU Football Transition Committee all-conference second team ... For the second-straight year, did not have a bad snap ... Named the team's Special Teams MVP for the Central Connecticut and Liberty wins ... Helped Evan Rabon average 39.00 yards per punt, second on the CCU single-season list with the record being 39.13 ... Received Sun Belt Academic Honor Roll recognition for posting at least a 3.0 GPA for the 2016-17 academic year ... Earned Dean's List in the fall of 2016.

2015 (Freshman): Played in all 12 games, serving as the starting long snapper for punts, PATs and field goals ... Did not have a bad snap the entire season ... Helped Coastal rank first in the NCAA FCS in punt defense ... Also, helped Ryan Granger, who was 38-for-38 on extra points, set CCU records for consecutive field goals made (10), most field goals made in a season (16) and best single-season field goal percentage (.800, 16-for-20) ... Also helped CCU convert eight two-point attempts.

High School: Rated the 23rd-best long snapper in the nation by Chris Rubio (ChrisSailerKicking.com) ... Selected to play for Team Georgia in the Border Bowl II (versus Team South Carolina) ... Named honorable mention all-county ... A three-year starter as the long snapper ... Recorded over 200 snaps on punt and field goal teams without one bad snap or blocked kick or punt ... Received Lakeside's Special Teams Player of the Year Award ... Named one of the top long snappers in the state prior to his senior season ... Named second-team AAAAA all-state at Cedric Ogelsby Kicking Academy as a junior.



20

GREG LATUSHKO

WR * 5-10 * 180 * R-Fr.
Franklin Lakes, N.J./Ramapo

2017 (Freshman): Redshirted ... Named the Chant Squad Offensive MVP for the ULM week.

High School: Tabbed first-team all-Bergen County at corner back as selected by the Bergen County Coaches Association ... Caught 33 passes for 628 yards with eight touchdowns as a wide receiver and added six interceptions on defense as a senior ... Helped Ramapo High School to a No. 9 state ranking and win the North 1, Group 3 state title ... Also a member of the Ramapo baseball team.



65

ADAM LAWHORN

OL * 6-2 * 295 * Sr.
Blacksburg, S.C./Blacksburg

A member of the CCU football program's Team Leadership Council (2018).

2017 (Junior): Played in nine games, starting the first nine of the season ... Missed three games and only saw spot action the last three games due to injury ... Missed the Appalachian State, Texas State and Arkansas games due to injury to snap a streak of 18 straight-starts ... Team's highest-graded offensive lineman twice, at ULM (90%) and versus Georgia State (94%) ... Was named the team's Offensive MVP for the Georgia State game ... Totaled 15 knockdown blocks for the season ... Had three knockdown blocks versus both UMass and ULM ... Also had two knockdown blocks at UAB ... Received Sun Belt Academic Honor Roll recognition for posting at least a 3.0 GPA for the 2017-18 academic year.

2016 (Sophomore): Started all 12 games at left guard ... Despite CCU going through seven quarterbacks and teams knowing CCU would rely heavily on the run, Coastal still produced one of its top rushing seasons and De'Angelo Henderson was named an all-American ... CCU rushed for over 200 yards 11 times, including surpassing 300 yards three times, and its 254.3 rushing yards per game is second on the CCU single-season list ... Was the team's top-graded offensive lineman for the Florida A&M game with an amazing 96 percent, tied for the best score by a CCU starter under Pat Covington (since 2010) ... Had eight knockdown blocks in the Furman game, the best by a CCU lineman in 2016, and was second on the team with 29 knockdown blocks for the season, adding five at Presbyterian ... Earned Dean's List honors in the fall of 2016 and the spring of 2017 ... Received Sun Belt Conference Commissioner's List recognition for posting at least a 3.5 GPA for the 2016-17 academic year.

2015 (Freshman): Played in 10 games, missing the final two due to an injury ... In addition to working as a back-up guard, served on the PAT/FG unit ... Had five knockdown blocks and, in 76 snaps, did not commit a penalty nor allow a sack ... Named to the 2015-16 Big South Presidential Honor Roll for posting at least a 3.0 GPA for the academic year ... Earned Dean's List honors in the fall of 2015 and the spring of 2016.

High School: Earned all-region honors as a sophomore, junior and senior ... Received the Blocking Award from the Spartanburg Touchdown Club in 2012 and 2014 ... Graded out above 90 percent with 30 knockdown, pancake and domination blocks ... Named to the HSSR.com South Carolina all-rookie team as a sophomore.





RETURNERS



12

RYAN LEE

S * 6-1 * 210 * R-So.
Columbia, S.C./Spring Valley

2017 (Sophomore): Redshirted ... Took a medical redshirt and used the year to transition from offense to safety ... Was named the Chant Squad Defensive MVP for the ULM week.

2016 (Freshman): Was set to redshirt at wide receiver, but was forced into the lineup and played in the last seven games at quarterback ... Despite teams knowing CCU would rely heavily on the run game with its depleted quarterback situation, the Chants still averaged 303.6 rushing yards per game over the final five games with Lee getting extended action as signal-caller ... Only completed 2-of-3 passes for 44 yards, but rushed for 396 yards – third-best on the team – on 73 attempts ... Was named Chant Squad Offensive MVP for the Jacksonville State week as he replicated the versatile QB Eli Jenkins ... Named the STATS FCS Honorable Mention National Freshman of the Week and the team’s Offensive MVP for his performance versus Monmouth as he rushed for 121 yards on 16 attempts with two touchdowns (a 17-yarder and a 24-yarder), while completing the only pass he attempted for 17 yards ... His other completion was a 27-yarder at Presbyterian ... Added 59 rushing yards at PC ... Closed the season with 66 rushing yards versus Bryant (11 attempts), 71 versus Liberty (19 attempts) and 46 versus Hampton (11 attempts) ... Capped the Liberty win with a six-yard touchdown.

High School: Played quarterback as a junior and senior while playing running back as a sophomore at Spring Valley ... Tallied 1,231 yards of total offense with 18 touchdowns his senior season ... Scored 11 touchdowns as a junior ... Named Player of the Week by *The State* as a junior when he rushed for 206 yards and three scores while adding a passing touchdown in a win versus South Aiken.

CAREER STATS

| PASSING | | | | | | | | |
|---------|------|-----|-----|--------------|------|----|-----|----|
| YEAR | G-GS | CMP | ATT | YDS | PCT | TD | INT | LG |
| 2016 | 7-0 | 2 | 3 | 44 | 66.7 | 0 | 0 | 27 |
| 2017 | | | | - REDSHIRT - | | | | |
| CAREER | 7-0 | 2 | 3 | 44 | 66.7 | 0 | 0 | 27 |

| RUSHING | | | | | | |
|---------|------|-----|--------------|------|----|----|
| YEAR | G-GS | ATT | YDS | AVG. | TD | LG |
| 2016 | 7-0 | 73 | 396 | 5.4 | 3 | 24 |
| 2017 | | | - REDSHIRT - | | | |
| CAREER | 7-0 | 73 | 396 | 5.4 | 3 | 24 |



72

ANTWINE LOPER

OL * 6-3 * 280 * R-Fr.
Conway, S.C./Carolina Forest

2017 (Freshman): Redshirted ... Earned Dean’s List honors in the spring of 2018 ... Received Sun Belt Academic Honor Roll recognition for posting at least a 3.0 GPA for the 2017-18 academic year.

High School: Named to the SCACA Touchtone Energy North-South All-Star game ... Helped Carolina Forest rush for over 2,300 yards ... Selected to the WBTW All-Blitz team and WPDE All-Zone team ... Threw the discus for the Panthers’ track team.



40

MICHAEL MAKINS

LB * 5-11 * 200 * R-Fr.
Lithonia, Ga./Stephenson

2017 (Freshman): Redshirted, but dressed and traveled for the first 10 games ... Named the Chant Squad Defensive MVP for the Idaho week ... Signed and enrolled with Coastal Carolina in January 2017 and participated in spring drills.

High School: A three-star recruit by *247Sports.com* ... Named first-team All-Region 4-6A and first-team all-DeKalb County ... Tallied 107 tackles, 20 of which were tackles for loss his senior season ... Recorded 91 tackles as a junior ... Led the team and ranked eighth in the county with 105 tackles as a sophomore to earn All-Region 6-5A honorable mention accolades.



26

BRAYDEN MATTS

S * 6-1 * 195 * R-Fr.
Jacksonville, Fla./Sandalwood

2017 (Freshman): Redshirted ... Named the Chant Squad Special Teams MVP for the season opener versus UMass.

High School: Named honorable mention Duval Sports all-area football team ... Also lettered in baseball at Sandalwood High School.



RETURNERS



25

ANTHONY MCAFEE

RB * 5-8 * 185 * R-Fr.
Myrtle Beach, S.C./Carolina Forest

2017 (Freshman): Redshirted ... Named the Chant Squad Offensive MVP for the Georgia Southern week ... Earned Dean's List recognition in the spring of 2018 ... Received Sun Belt Academic Honor Roll recognition for posting at least a 3.0 GPA for the 2017-18 academic year.

High School: Named to the WPDE All-Zone team ... Rushed for 1,571 yards with 15 touchdowns as a senior ... Also caught a touchdown his senior campaign and added a kickoff return for another score.



87

MICHAEL MCFARLANE

TE * 6-5 * 255 * R-Fr.
Orlando, Fla./Lake Nona

2017 (Freshman): Redshirted, but dressed and traveled all season ... Named Chant Squad MVP twice, once on offense for the Idaho game and once on special teams for the Troy week ... Earned Dean's List recognition in the fall of 2017 and spring of 2018 ... Received Sun Belt Conference Commissioner's List recognition for posting at least a 3.5 GPA for the 2017-18 academic year.

High School: Named to the *Associated Press* 7A all-state second team as a utility player ... Ranked 29th in the *Orlando Sentinel* Super60 ... Florida Athletic Coaches Association first team all-district 11 Was a quarterback in high school ... Only the second player since Lake Nona High opened in 2007 to rush for more than 1,000 yards in a season, piling up a school record 1,191 yards on 216 carries (5.51 yards per carry) and scored 24 touchdowns on the ground, also a school record for a season ... Led the Lions to the Class 7A state playoffs with a 7-4 record ... Threw for 2,850 yards and 18 touchdowns on 246-of-393 passing his senior season ... Finished as the area's leading passer as a junior in 2015 with 2,681 yards and 23 touchdowns.



84

JEREMIAH MILLER

WR * 6-0 * 190 * R-Fr.
Monroe, N.C./Sun Valley

2017 (Freshman): Redshirted ... Earned Dean's List recognition in the fall of 2017 ... Received Sun Belt Academic Honor Roll recognition for posting at least a 3.0 GPA for the 2017-18 academic year.

High School: A two-star recruit by *247Sports.com* and *Scout.com* ... Named first-team Southern Carolina all-conference and honorable mention all-*Observer* ... Caught 65 passes for 1,288 yards and 18 touchdowns as a senior ... Compiled 60 receptions for 1,415 yards and 21 scores as a junior ... Caught 159 passes for a school-record 3,518 yards and 51 touchdowns for his high school career ... Had 10 receptions versus Anson County for 236 receiving yards, which is a school record and ranks as the sixth all time in Union County history ... Posted a then school-record 203 receiving yards versus Concord his junior season ... Tied a Piedmont record with four receiving touchdowns in a game ... Named first-team ALL-UCHSF as a junior and senior while earning second team honors as a sophomore ... Also played basketball for the Spartans.



93

MICHAEL NORMAN

DT * 6-1 * 280 * So.
Greenwood, S.C./Greenwood

2017 (Redshirt Freshman): Did not see game action ... Named the Chant Squad Defensive MVP for the Georgia State week.

2016 (Freshman): Was not a member of the team in the fall ... Joined the team as a walk-on in the spring of 2016.

High School: Lettered in football at Greenwood High School ... Two-time all-Lakelands selection.



RETURNERS



41

MYLES OLUFEMI

DE * 6-1 * 230 * So.
Crofton, Md./Dematha
Frostburg State

2017 (Redshirt Freshman): Did not play because he had to sit out per NCAA transfer rules ... Named the Chant Squad Defensive MVP for the Texas State week.

2016 (Freshman) at Frostburg State: Redshirted.

High School: Tabbed honorable mention Private School all-state and third-team all-Washington Catholic Athletic Conference at linebacker ... Named honorable mention WCAC as a junior.



21

MARCUS OUTLOW

RB * 5-10 * 215 * Sr.
Norwich, Conn./Norwich Free Academy
Boston College

Graduated from Coastal Carolina in the spring of 2018 with a degree in communications and is pursuing his master's degree in instructional technology.

2017 (Redshirt Junior): Played in 10 games, missing two due to an injury ... Ranked second on the team in both rushes (61) and rushing yards (279) ... Was injured at Appalachian State and then missed both the Texas State and Arkansas games ... Rushed eight times for 55 yards (6.9 avg.) in his debut with CCU to help the Chants defeat UMass in the season opener ... Had a career-long 43-yard run versus Western Illinois and finished with four rushes for 67 yards ... Scored his first touchdown as a Chanticleer at ULM - a one-yard rush - and finished with eight carries for 25 yards ... Earned Dean's List recognition in the fall of 2017 and spring of 2018 ... Received Sun Belt Conference Commissioner's List recognition for posting at least a 3.5 GPA for the 2017-18 academic year.

2016 (Junior): Used his redshirt season as he had to sit out due to NCAA transfer regulations ... Posted at least a 3.0 GPA for the 2016-17 academic year.

2015 (Sophomore) at Boston College: Played in 10 games with starts versus Northern Illinois, Duke and Wake Forest ... Rushed for 241 yards on 53 attempts with one touchdown ... Also caught four passes for 53 yards ... Posted a career-high 15 carries for a season-high 62 yards versus Wake Forest ... Added 11 carries for 38 yards versus Duke and 43 rushing yards on five attempts versus Clemson ... Had a 32-yard rushing touchdown in the win over Howard and finished the game with 42 rushing yards.

2014 (Freshman) at Boston College: Played in 12 games as a true freshman, making one start against Louisville ... Part of a BC rushing unit that ranked 14th in the nation and second in the ACC with 254.7 yards per game ... Finished the season with 243 yards on 59 carries, averaging 4.1 yards per carry ... Also caught 11 passes for 103 yards ... Notched a career-high 107 rushing yards on 14 carries in the win against Maine, all in the fourth quarter, becoming the first true freshman to rush for 100 yards since 2008 ... Scored his first career touchdown on a two-yard reception in the win at Virginia Tech ... Recorded 61 yards on 12 carries at No. 1 Florida State ... Compiled a career-high three catches for 18 yards against Penn State in the New Era Pinstripe Bowl, while carrying the ball five times for 15 yards against the Nittany Lions.

High School: Ranked as the No. 1 recruit in Connecticut by ESPN ... Earned all-America and first-team all-Eastern Connecticut Conference Large honors ... Earned Connecticut High School Coaches Association all-state honors after he rushed for 1,546 yards and 26 touchdowns as a senior in 2013 ... Garnered all-state honors three times (2011, 2012 and 2013) ... Was named the National Underclassmen Combine (NUC) Overall MVP three times ... Tallied 1,483 yards and 15 touchdowns as a junior in 2012 ... Also excelled on the basketball court, earning Class LL first-team all-state honors after averaging 17.6 points per game as a senior.

CAREER STATS


RUSHING

Table with columns: YEAR, G-GS, ATT, YDS, AVG., TD, LG. Rows for 2014, 2015, 2016, 2017, and CAREER.

RECEIVING

Table with columns: YEAR, G-GS, REC, YDS., AVG., TD., LG. Rows for 2014, 2015, 2016, 2017, and CAREER.

* AT BOSTON COLLEGE



98

CHARLES OVERSON

P/PK * 6-2 * 185 * So.
Murrells Inlet, S.C./St. James

2017 (Redshirt Freshman): Played in 10 games as he took over as the team's holder for PAT/FG in week three ... Helped fellow place kicker Evan Rabon make two 52-yard field goals, both one yard shy of the CCU record ... Had no muffs in his 39 holds as Rabon was 24-of-25 on extra points and 9-of-14 on field goals ... Earned Dean's List honors in the spring of 2018 ... Received Sun Belt Conference Commissioner's List recognition for posting at least a 3.5 GPA for the 2017-18 academic year.

2016 (Freshman): Redshirted, but made the dress roster for most of the games ... Earned Dean's List honors in the fall of 2016 and President's List (4.0 GPA) recognition in the spring of 2017 ... Received Sun Belt Conference Commissioner's List recognition for posting at least a 3.5 GPA for the 2016-17 academic year.

High School: Named the 2105 Region VII-AAA Specialist of the Year and earned first-team all-region honors ... Kicked a school-record 52-yard field goal which propelled St. James to a playoff berth his senior season ... Selected second-team 2014 VII-AAA all-region as a punter as a junior ... Also lettered and was named all-region in soccer.



RETURNERS



32

JAMES PATTERSON

LB * 5-10 * 210 * Jr.
Blythewood, S.C./Ben Lippen

2017 (Sophomore): Played in six games, mostly on special teams ... Missed four games due to injury.

2016 (Redshirt Freshman): Played in all 12 games, serving on special teams ... Had two tackles, getting one tackle each versus Lamar and Liberty ... Credited with a six-yard kickoff return versus Bryant ... Named the Chant Squad Defensive MVP for the week of the Gardner-Webb game.

2015 (Freshman): Was not a member of the team in the fall of 2015 ... Joined the football team in the spring of 2016 as a walk-on.

High School: Lettered in football, wrestling and track and field at Ben Lippen High School ... Was the SCISA state wrestling champion ... Also ran hurdles (110m and 400m) in track.

CAREER STATS

Table with columns: DEFENSE, YEAR, G-GS, UT, AT, TT, TFL-YDS, QBS-YDS, FF/FR, INT, PBU. Includes rows for 2015, 2016, 2017, and CAREER.



25

LAQAVIOUS PAUL

LB * 5-11 * 220 * Jr.
Lake City, Fla./Columbia

Serves as a member on the Team Leadership Council (2018).

2017 (Sophomore): Played in nine games, starting three contests ... Also missed three games due to an injury ... Served as a game captain for the Appalachian State game ... Opened the season as the starter versus UMass (three tackles and one PBU) and at UAB (six tackles and a quarterback hurry) ... Missed the next two games and saw limited action the three after that ... Came back to form versus Texas State, getting a season-high seven tackles with one tackle for loss ... Started the following week at Arkansas and had four tackles ... Did not play at Idaho due to injury and was limited in the season finale versus Georgia Southern.

2016 (Freshman): Played in 12 games, starting two (Florida A&M and Jacksonville State) ... Finished with 21 tackles, including 1.5 sacks ... Came off the bench for the injured Shane Johnson in his collegiate debut in the first half of the Lamar game and recorded four tackles, including a sack ... Earned his first career start versus Florida A&M the following week recording a season-high and team-high nine tackles ... Also started at No. 4 Jacksonville State and logged four tackles with a half sack ... Added a tackle versus Furman and two stops versus Liberty.

High School: A two-star recruit by 247Sports.com ... Named second-team Associated Press Class 7A all-state ... Tabbed first-team all-First Coast by the Jacksonville Times-Union and all-area by the Gainesville Sun ... Tallied 131 tackles, 19 sacks and an interception as a senior ... Led Columbia to a 12-2 record and to the state semifinals ... Named the Team Defensive MVP ... Meldon Law TV20 Scholar Athlete of the Week.

CAREER STATS

Table with columns: DEFENSE, YEAR, G-GS, UT, AT, TT, TFL-YDS, QBS-YDS, FF/FR, INT, PBU. Includes rows for 2016, 2017, and CAREER.




59

MICHAEL PEPPIN

OL * 6-3 * 285 * R-Fr.
Bunnell, Fla./Flagler Palm Coast

2017 (Freshman): Redshirted ... Named the Chant Squad Offensive MVP for the UAB week ... Also a member of the CCU track and field team and posted the team's best performance in the discus (43.34 meters / 142' 2") ... Earned Dean's List honors in the fall of 2017 ... Received Sun Belt Academic Honor Roll recognition for posting at least a 3.0 GPA for the 2017-18 academic year.

High School: Lettered in football and track and field at Flagler Palm Coast High School ... Won the Florida 4A state championship in the discus with a personal record throw of 166 feet, 6 inches ... Placed eighth in the state championship as a junior.



31

BADEN PINSON

RB * 5-10 * 210 * R-Fr.
Cincinnati, Ohio/Reading

Serves as a member of the Team Leadership Council (2018).

2017 (Freshman): Redshirted ... Named the team's Chant Squad Offensive Player of the Year ... Also earned Chant Squad MVP twice, once on offense (UMass) and one on special teams (Georgia State) ... Earned Dean's List recognition in the fall of 2017 and spring of 2018 ... Received Sun Belt Conference Commissioner's List recognition for posting at least a 3.5 GPA for the 2016-17 academic year.

High School: Tabbed Cincinnati Enquirer Division IV All-Star honorable mention ... Was first-team SWOCA All-City for Division III-IV and first-team all-Cincinnati Hills League ... Voted to the AP All-Southwest District Division IV team as honorable mention ... Rushed for 394 yards and five touchdowns as a senior ... Had 756 yards rushing and 10 touchdowns as a junior ... Also a standout wrestler for Reading High School.



RETURNERS



44

E.J. PORTER

LB * 6-1 * 240 * R-Fr..
Atlantic Beach, Fla./The Bolles School

A member of the Team Leadership Council (2018).

2017 (Freshman): Redshirted ... Earned Dean's List recognition in the spring of 2018.

High School: A two-star recruit by *247Sports.com* and *Scout.com* ... Named third-team all-area as an athlete by *DuvalSports.com* ... Selected honorable mention *(Jacksonville Times-Union)* all-First Coast ... Had 77 carries for 624 yards and 10 touchdowns while adding 25 receptions for 308 yards and five scores ... Helped high school team reach the 4A state championship game, scoring twice in the title game.



37

MYLES PROSSER

PK/P * 6-4 * 195 * R-Fr..
York, S.C./York Comprehensive

2017 (Freshman): Redshirted, but dressed and traveled for all 12 games ... Named Chant Squad Special Teams MVP for the Appalachian State week ... Earned Dean's List recognition in the fall of 2017 and spring of 2018 ... Received Sun Belt Conference Commissioner's List recognition for posting at least a 3.5 GPA for the 2016-17 academic year.

High School: Named to the *Rock Hill Herald's* 2016 all-area team as honorable mention ... A two-time all-region selection ... Tri-County 4A Special Teams Player of the Week as he hit all five of his extra point attempts, five of his six kickoffs were touchbacks and averaged 37.5 yards on two punts against Clover ... Averaged 38 yards per punt for the season ... Had a career-long punt of 72 yards ... Had a career-long 46-yard field goal, which was also a game-winner ... Earned 4A All-Region III honors in soccer as a junior ... A member of Mu Alpha Theta, National Honor Society and National English Honor Society.



35

EVAN RABON

P/PK * 6-0 * 165 * Sr.
Florence, S.C./South Florence

Punts left footed, but can kick with both his left and right foot ... His career punting average of 40-07 stands a CCU record ... Of his 135 career punts, 50 have been fair caught and 50 have pinned opponents inside their own 20 and just five have gone for touchbacks ... Serves on the football program's Team Leadership Council (2017 and 2018).

2017 (Junior): Named honorable mention all-Sun Belt as a punter ... Was the Sun Belt Special Teams Player of the Week twice (Appalachian State and Idaho) and, on three other occasions, was the team's special teams MVP three times (UMass, Texas State and Arkansas) ... Also served as a game captain for the Texas State and Arkansas contests ... Averaged 43.16 yards per punt to shatter the CCU single-season record ... The first Chant to average over 40 yards per punt for a season ... Had at least one 50-yard punt in seven-straight games and finished with a CCU-record 13 punts going at least 50 yards for the season ... First Sun Belt weekly honor came at App State when he averaged 54.7 yards on three punts and made all three field goal attempts (26, 49 and 24 yards) ... Helping his average at App State was a school record 65-yard punt while his other two punts went for 51 and 48 yards ... Second Sun Belt weekly honor came after CCU's win at Idaho as he made field goals of 52 and 34 yards in the 13-7 victory and averaged 40 yards on his four punts -- three fair catches and one downed on Idaho eight ... Booted a then CCU record 59-yard punt at ULM ... Made two 52-yard field goals (Western Illinois and Idaho) which are the second-longest kicks made in CCU history (one yard behind the CCU record) ... Made 30-of-31 PAT's and 12-of-19 field goals ... Made eight-straight over six games before missing his last two of the season, both 48-yard attempts ... Received Sun Belt Academic Honor Roll recognition for posting at least a 3.0 GPA for the 2017-18 academic year.

2016 (Sophomore): Played in all 12 games, serving as the starting punter and was the holder the second half of the season ... His punting average of 39.0 ranks second on the CCU single-season list with the record being 39.3 ... Only nine of his 45 punts were returned and just one was a touchback while 22 were fair caught and 19 pinned opponents inside their own 20 ... Was the team's Special Team MVP three times ... Averaged 43.0 yards on eight punts at No. 4 Jacksonville State, including a long of 48 yards, with three being fair caught and three pinning the Gamecocks inside their own 20 ... Averaged 40.3 yards on three punts versus No. 10 Charleston Southern with two fair catches and one inside the Bucs' own 20 ... Averaged a season-best 44.7 yards on his three punts versus Bryant, including a 49-yarder, with all three punts pinning the Bulldogs inside their own 20 yard line ... Had two 50-yard punts, including a 52-yarder at Lamar and a 50-yarder versus Central Connecticut ... Totaled six punts, five fair caught, versus Gardner-Webb and all four of his punts versus Liberty were fair caught ... Made his lone PAT attempt in the Florida A&M win.

2015 (Freshman): Served as the starting punter, but missed the Bryant game due to an injury ... Helped CCU rank first in the NCAA FCS in punt return defense as opponents only attempted one return all season for zero yards ... Averaged 36.2 yards on his 33 punts with 10 fair catches, 13 pinning opponents inside their own 20 and just one going for a touchback ... Named Big South Special Teams Player of the Week as he averaged 41.7 yards on his three punts with all three punts coming to rest inside the South Carolina State 20 yard line ... His first two punts versus the Bulldogs -- one covering 46 yards and one covering 48 -- pinned the Bulldogs' on their own 15 yard line ... His third punt was good for just 31 yards, however, Coastal was on the SCSU 32 yard line and the ball was downed on the Bulldogs' six-inch line ... Of his three punts versus Western Illinois, one went for 51 yards and one for a season-long 52 yards while averaging 47.1 yards per punt ... Also had a 52-yard punt versus Monmouth ... Had a season-high seven punts (34.0 average) at Liberty ... Named to the 2015-16



RETURNERS

Big South Presidential Honor Roll for posting at least a 3.0 GPA for the academic year.

High School: Named to the WPDE All-Zone and WBTW All-Blitz teams ... Made 48-of-51 extra points and 12-of-20 field goals to score 84 points ... Made field goals and punted kicking both left and right footed, but prefers right footed ... Had 87 kickoffs and 77 touchbacks ... Averaged 37.3 yards on his 40 punts ... Played at Kings Academy through his junior season ... Prior to his senior season was the top-rated kicker in South Carolina and 57th-best placekicker in the nation by recruiting analyst Chris Sailer ... For his sophomore and junior years, made 14-of-18 field goals with a long of 47 ... Averaged nearly 44 yards per punt ... Also lettered in baseball.

CAREER STATS

KICKOFFS

Table with 6 columns: YEAR, GP, KICKOFFS, YARDS, AVG., TB. Rows for 2015, 2016, 2017, and CAREER.

PUNTING

Table with 10 columns: YEAR, GP, ATT, YDS, AVG., TB, FC, I20, 50+, BLK, LG. Rows for 2015, 2016, 2017, and CAREER.

KICK SCORING

Table with 10 columns: YEAR, GP, FGM, FGA, PCT., LG, XPM, XMA, PCT., PTS. Rows for 2015, 2016, 2017, and CAREER.



96

TYQUAN ROSS

DT * 6-0 * 295 * Jr.

Great Falls, S.C./Great Falls

2017 (Sophomore): Did not see game action ... Named the Chant Squad Defensive MVP for the Western Illinois week ... Received Sun Belt Academic Honor Roll recognition for posting at least a 3.0 GPA for the 2017-18 academic year.

2016 (Redshirt Freshman): Played in two games and was credited with a quarterback hurry in the Florida A&M win.

2015 (Freshman): Redshirted ... Named Defensive Chant Squad MVP for the Monmouth game.

High School: A 3-1A all-region selection ... Named second-team all-area from The Herald and first-team 1A all-state as an offensive lineman from the 'coaches ... Tallied 57 tackles, 4.5 tackles for loss and 2.5 sacks on defense ... Graded out at 90 for the 2014 season on offense ... Ranked 12th in his graduating class with a 4.1 GPA.



57

KENNETH SIMS

OL * 6-4 * 295 * R-Jr.

Simpsonville, S.C./Hillcrest


Georgia Military College

2017 (Junior): Redshirted ... Enrolled at Coastal in January 2017 and participated in spring drills.

2016 (Sophomore) at Georgia Military College: Helped lead Georgia Military College to a 9-2 record and ranked 14th in the NJCAA ... The team averaged 46.2 points per game, which ranked fifth nationally, and 437.6 yards of total offense per game, which ranked 10th nationally.

2015 (Freshman) at Georgia Military College: A key part of the GMC team that went 8-4 and ranked 20th in the final NJCAA poll.

High School: Was a 1-AAAA all-region selection as an offensive lineman at Hillcrest High School.



15

JOHNATHAN SMITH

CB * 5-6 * 160 * So.

St. Matthews, S.C./Calhoun County

2017 (Redshirt Freshman): Played in nine games and was credited with a one tackle in both the UMass and ULM games ... Received Sun Belt Academic Honor Roll recognition for posting at least a 3.0 GPA for the 2017-18 academic year.

2016 (Freshman): Redshirted ... Named Chant Squad Special Teams MVP for the week of the Presbyterian game.

High School: Named first-team Class A all-state as a defensive back as a junior ... A two-time first-team Times and Democrat all-area selection ... Totaled 92 tackles, two tackles for loss and two interceptions as a senior ... Was also his team's top receiver and led the Saints to an 11-1 record, falling in the second round of the playoffs ... Also lettered in basketball ... Led Calhoun County to the 2016 South Carolina Class A State Championship as he averaged 16 points, six assists and accounted for nearly eight forced turnovers per contest during the state title run ... Named the Times and Democrat Region Basketball Player of the Year ... Averaged nearly 13.5 points, four assists and six steals per game throughout the regular season.


CAREER STATS

DEFENSE

Table with 10 columns: YEAR, G-GS, UT, AT, TT, TFL-YDS, QBS-YDS, FF/FR, INT, PBU. Rows for 2016, 2017, and CAREER.



RETURNERS



10

ALEX SPILLUM

S * 6-2 * 180 * R-Fr.
Chanhassen, Minn./Chanhassen

2017 (Freshman): Redshirted ... Named Chant Squad Defensive MVP for the UMass opener ... Earned Dean's List recognition in the fall of 2017 and spring of 2018 ... Received Sun Belt Conference Commissioner's List recognition for posting at least a 3.5 GPA for the 2016-17 academic year.

High School: A two-star recruit by 247Sports.com, playing quarterback and safety in high school ... Selected to play in the Minnesota Football Showcase South Roster for December 3rd's Big All-Star Game as a defensive back ... Tabbed the Star Tribune's Metro West's Offensive MVP ... Named the Suburban Conference Most Valuable Player and earned a spot on the Star Tribune second-team all-metro as an athlete ... Gatorade Minnesota Player of the Year nominee ... Recorded 1,081 rushing yards and 12 touchdowns as a senior... Added 915 passing yards with 12 touchdowns ... After moving from wide receiver to quarterback for his senior year, he led the Storm to an undefeated regular season and the Class 5A state tournament third round ... Also lettered in track and field and baseball ... Was an all-American long jumper, ranking fifth nationally in the AAU Junior Olympics (17-18 year olds) with a leap of 22-9.25 ... Ran a 4.5, 40-yard dash, high jumped 6-5, developed a strong arm as a third baseman and was also recruited as a decathlete.



19

WILLIAM STEWART

LB * 6-0 * 185 * R-Fr.
Surfside Beach, S.C./St. James

2017 (Freshman): Redshirted ... Named the Chant Squad Defensive MVP twice, including the weeks of the UAB and Georgia Southern games ... Earned Dean's List recognition in the fall of 2017 and spring of 2018 ... Received Sun Belt Conference Commissioner's List recognition for posting at least a 3.5 GPA for the 2016-17 academic year.

High School: Played middle linebacker and defensive end at St. James High School.



51

SAM THOMPSON

OL * 5-9 * 255 * So.
Spartanburg, S.C./Dorman

2017 (Redshirt Freshman): Did not see game action ... Named Chant Squad Offensive MVP for the Georgia State week ... Earned Dean's List recognition in the spring of 2018 ... Received Sun Belt Academic Honor Roll recognition for posting at least a 3.0 GPA for the 2017-18 academic year.

2016 (Freshman): Attended Coastal in the fall of 2016, but did not participate on the football team ... Joined the team in the spring of 2017 and made the team as a walk-on.

High School: Played guard at powerhouse Dorman High School in Spartanburg, S.C.



15

CHANCE THRASHER

QB * 6-2 * 220 * Jr.
Suwanee, Ga./Peachtree Ridge

2017 (Sophomore): Was going to play defense, but his shoulder healed to the point that he was able to return to quarterback during preseason camp ... Saw action in two games before suffering a season-ending knee injury ... First career action came versus Western Illinois ... Had three rushes for 22 yards and completed 5-of-11 passes for 52 yards with an interception ... Started the game at ULM, but played just one play as he left with a knee injury after a 10-yard rush ... Earned Dean's List recognition in the spring of 2018.

2016 (Redshirt Freshman): Battled for the starting quarterback job in the preseason before having season-ending surgery on his throwing arm ... Received Sun Belt Academic Honor Roll recognition for posting at least a 3.0 GPA for the 2016-17 academic year.

2015 (Freshman): Redshirted ... Named to the 2015-16 Big South Presidential Honor Roll for posting at least a 3.0 GPA for the academic year ... Earned Dean's List honors in the fall of 2015.

High School: A three-star recruit by ESPN/Scout.com and 247Sports.com ... Rated the 47th-best quarterback in the nation by ESPN/Scout.com ... Named honorable mention AAAAAA all-state and third-team all-Gwinnett County ... Completed 158-of-264 passes for 2,309 yards and 24 touchdowns with just five interceptions his senior year ... Added 215 rushing yards with four scores ... Threw for 4,833 yards and 44 touchdowns with just 13 picks over high school career ... Named GwinnettSportsReport.com Offensive Player of the Week after leading the Lions to a 49-6 victory, throwing for 325 yards and three touchdowns ... Prior to his senior season was rated the top-rated, pro-style quarterback in Gwinnett County and fourth overall in the state of Georgia ... Led his team to an 8-4 record as a junior in a region that featured some of the top teams in the AAAAAA classification.



RETURNERS

CHANGE THRASHER CAREER STATS

Table with columns: PASSING, YEAR, G-GS, CMP, ATT, YDS, PCT., TD, INT, LG. Rows for 2015, 2016, 2017, and CAREER.

Table with columns: RUSHING, YEAR, G-GS, ATT, YDS, AVG., TD, LG. Rows for 2015, 2016, 2017, and CAREER.



19

KY'JON TYLER

WR * 5-9 * 180 * Jr. Sumter, S.C./Sumter

Serves on the program's Team Leadership Council (2017 and 2018).

2017 (Junior): Played in 11 games, starting six contests ... Missed the Idaho game due to injury ... Named team's Offensive MVP at Appalachian State as he had a career-high 141 yards (five receptions), including a career-long 73-yard touchdown to spur a 19-0 run as the Chants went from down 17-3 to lead 22-17 ... Finished with 160 all-purpose yards versus the Mountaineers ... Was the 11th Chanticleer to amass at least 1,000 all-purpose yards in a season (1,133 including 73 rushing, 313 receiving, 64 punt returns and 683 kick returns) ... Returned 29 kickoffs -- to tie CCU single-season record -- for an average of 23.6 yards in 2017 and his 683 kick return yards ranks second-most on the CCU seasonal list ... Returned a kick 88 yards to set the CCU record for longest non-scoring play at ULM ... Overall, returned four kicks for 144 yards versus the Warhawks ... Named the team's Special Teams MVP versus Troy as he had a 50-yard kick return versus the Trojans and tallied 152 kick return yards (on five attempts) to rank fifth on CCU single-game list ... Was third on the team as a receiver, getting 23 catches for 313 yards for an average of 13.6 yards per catch ... Added 73 rushing yards on 11 attempts ... Had a career-high 141 receiving yards (on five catches) at Appalachian State, including a 73-yard touchdown ... Hauled in five of CCU's 10 receptions (for 38 yards) versus UMass ... Caught first touchdown of the season -- second of career -- versus Georgia State.

2016 (Redshirt Freshman): Played in all 12 games, earning starts in the Florida A&M and Hampton games ... In addition to playing wide receiver, was named the team's Special Teams Player of the Year ... Named the team's Special Teams MVP twice (Furman and Hampton) ... Also named the team's Offensive MVP for the Central Connecticut game ... Caught five passes for 70 yards with a touchdown and had nine rushes for 88 yards and completed his lone pass attempt ... On special teams, he had nine kickoff returns for 176 yards with a TD and three punt returns with a TD ... In being named offensive MVP versus Central Connecticut, he had five rushes for 50 yards and caught two passes for 21 yards ... First special teams MVP honor came as he returned a punt 80 yards for a touchdown versus Furman ... Second special teams MVP honor was earned as he had a 77-yard kickoff return for a TD versus Hampton ... First TD as a receiver was a 38-yarder in the win at Presbyterian ... Completed his lone pass attempt for 40 yards versus Monmouth ... Posted at least a 3.0 GPA for the 2016-17 academic year.

2015 (Freshman): Redshirted ... Named the Chant Squad Offensive Player of the Year ... During the season, was named Chant Squad MVP twice, once for special teams (Western Illinois) and once for offense (Monmouth).

High School: Selected to play in the Shrine Bowl of the Carolinas ... One of 25 players named to the South Carolina Football Coaches Association (SCFCA) 2014 Palmetto Champions All-Star Football Team ... Two-time all-state (all divisions) by HSSR.com ... Two-time Sumter Touchdown Club Offensive Player of the Year ... Through the regular season, ranked third in the state with 1,367 receiving yards with 65 receptions and 12 touchdowns ... Prior to his senior year, he was listed 38th on the HSSR.com top 100 players list in South Carolina ... Also a track standout, placing second in the state in the long jump (22-8.25) and winning the Region 6-A 100 meters.

CAREER STATS

Table with columns: RECEIVING, YEAR, G-GS, REC, YDS, AVG., TD, LG. Rows for 2015, 2016, 2017, and CAREER.

Table with columns: PUNT RETURNS, YEAR, G-GS, NO., YDS, AVG., TD, LG. Rows for 2015, 2016, 2017, and CAREER.

Table with columns: KICK RETURNS, YEAR, G-GS, NO., YDS, AVG., TD, LG. Rows for 2015, 2016, 2017, and CAREER.



50

JALIN WALKER

DT * 6-2 * 290 * So. Laurens, S.C./Laurens District 55

2017 (Freshman): Played in all 12 games ... Credited with 12 tackles, including 3.0 tackles for loss on the season ... Recovered a fumble in the season opener and his collegiate debut versus UMass ... Recorded his first TFL versus Georgia State and ended the season with a TFL in each of the final two games (at Idaho and versus Georgia Southern) ... Also forced a fumble versus Georgia Southern ... Had a quarterback hurry versus Troy ... Enrolled at Coastal in January 2017 and participated in spring drills.

High School: Selected to play in the Shrine Bowl of the Carolinas ... Named first-team American Family Insurance All-South Carolina (all divisions) as named by USA TODAY High School Sports ... Also named 2-5A all-region ... Helped lead his high school team to a region title ... Listed among the South Carolina High School Sports Report Top 125 seniors in the state ... Was an overall state champion at the 2016 S.C. Strength Coaches Association meet as he posted a meet-best squat of 655 pounds and bench press of 340 pounds while adding a 98-inch broad jump.

CAREER STATS

Table with columns: DEFENSE, YEAR, G-GS, UT, AT, TT, TFL-YDS, QBS-YDS, FF/FR, INT, PBU. Rows for 2017 and CAREER.



RETURNERS



5

QUANE' WASHINGTON

CB * 5-10 * 190 * Jr.
Charlottesville, Va./Covenant School

2017 (Sophomore): Played in the UMass and Georgia State games, but did not record any statistics ... Named the Chant Squad Defensive MVP for the Troy week.

2016 (Freshman): Did not play in the fall ... Joined the football team in the spring of 2017 and made the team as a walk-on.

High School: Named second-team all-Old Dominion Football Conference ... Named the Falcon Club Player of the Week as he rushed for 200 yards on five carries in Covenant's 50-26 win over Hargrave ... Also had two catches for 89 yards and finished with three touchdowns and 289 total yards on just seven touches ... Ended the season with 32 carries for 489 yards and five scores while adding 18 tackles and an interception on defense.



20

FITZ WATTLEY

S * 5-11 * 210 * Sr.
Powder Springs, Ga./McEachern

2017 (Junior): Made the move from linebacker to safety, starting all 12 games in the secondary ... Second on the team in tackles (82) while leading the team in interceptions (3) ... Posted a team-best eight tackles on kickoff coverage ... Was the team's defensive MVP versus Western Illinois as he tied his career high with 11 tackles (also tops on the team for the game), including a half tackle for loss ... Set his career high for tackles, getting 11 (tops on the team) in the season-opening win over UMass ... Added 10 tackles versus Texas State ... Interceptions came versus Georgia State (37 yard return), versus Texas State (five yard return) and at Idaho (40 yards return).

2016 (Sophomore): Played in all 12 games, earning two starts (Charleston Southern and Presbyterian) at linebacker ... In his first collegiate start, recorded a career-high six tackles versus Charleston Southern ... Credited with three tackles each versus Florida A&M, Furman and Central Connecticut State.

2015 (Freshman): Played in all 12 games as a true freshman ... Ended the year with a season-best four tackles versus The Citadel in the NCAA playoffs ... Came through with two tackles each versus Alabama A&M, Charleston Southern and Kennesaw State.

High School: Selected to play in the Cobb All-Star Senior Bowl ... Named first-team all-Cobb County ... Credited with 89 tackles, including 52 solo stops, with 10.0 sacks ... McEachern was the top-ranked 6A team in the state in the 2014 preseason poll ... Tallied 62 tackles, two sacks and an interception as a junior.

CAREER STATS

| DEFENSE | YEAR | G-GS | UT | AT | TT | TFL-YDS | QBS-YDS | FF/FR | INT | PBU |
|---------|--------|-------|----|----|-----|---------|---------|-------|-----|-----|
| | 2015 | 12-0 | 7 | 6 | 13 | 0.0-0 | 0.0-0 | 0-0 | 0 | 0 |
| | 2016 | 12-2 | 8 | 8 | 16 | 0.0-0 | 0.0-0 | 0/0 | 0 | 0 |
| | 2017 | 12-12 | 44 | 38 | 82 | 0.5-1 | 0.0-0 | 0/0 | 3 | 1 |
| | CAREER | 36-14 | 59 | 52 | 111 | 0.5-1 | 0.0-0 | 0/0 | 3 | 1 |



78

WILL WEBSTER

OL * 6-4 * 285 * R-Fr.
Chapin, S.C./Chapin

2017 (Freshman): Redshirted ... Named the Chant Squad Offensive MVP for Appalachian State week ... Received Sun Belt Academic Honor Roll recognition for posting at least a 3.0 GPA for the 2017-18 academic year.

High School: Selected to play in the Touchtone Energy North-South All-Star game ... Named first-team all-Midlands ... Helped his team win conference and region championships while reaching the upper state semifinal ... Named "CiCi's Pizza Chapin Player of the Week" in leading the Eagles to a 41-20 win over Dreher on Sept. 30, grading out at 92% while being credited with six pancake blocks.





RETURNERS



9

MALCOLM WILLIAMS

WR * 5-10 * 190 * Sr.
Shreveport, La./Woodlawn
Fort Scott C.C. [Kan.]

2017 (Junior): Named third-team all-Sun Belt ... Had a breakout season ... Served as a game captain at ULM and was the team's Offensive MVP at UAB and ULM ... Led the Chanticleers in receptions (43), receiving yards (793) and receiving touchdowns (seven) ... Finished with 1,093 all-purpose yards (793 receiving, 73 rushing, eight punt returns, 219 kick returns) to rank eighth on the CCU single-season list ... His 18.44 yards per catch ranks second on the CCU single-season list while he ranks sixth on the CCU seasonal chart in receiving yards, seventh in receiving touchdowns and ninth in receptions ... Closed the season in fine fashion to secure postseason honors as he had four receptions for 120 yards in the win over Georgia Southern, including touchdowns of 67 and 37 yards ... Opened league play with a record-setting performance at UL Monroe and was named the team's Offensive MVP ... Set the CCU record and had the second-best, single-game effort in Sun Belt history with 266 receiving yards on nine receptions -- one shy of the CCU single-game record ... Scored an 86-yard receiving TD to tie for the second-longest pass play in CCU history and added a two-point conversion to accompany his two touchdowns on the day ... For the game, Williams had receptions for 86, 13, 23, 27, 47, 5, 38, 10 and 20 yards The team's Offensive MVP as he just missed the 100-yard plateau at Arkansas with seven receptions for 96 yards and a TD ... Earned Dean's List recognition in the spring of 2018 ... Received Sun Belt Academic Honor Roll recognition for posting at least a 3.0 GPA for the 2017-18 academic year.

2016 (Sophomore): Played in all 12 games, playing wide receiver and working on special teams ... Had two catches for 17 yards for the season, both coming in the Florida A&M game ... Caught a two-point conversion versus Charleston Southern to give CCU a 29-23 lead early in the third quarter ... Received Sun Belt Academic Honor Roll recognition for posting at least a 3.0 GPA for the 2016-17 academic year.

2015 (Freshman) at Fort Scott CC: Caught 22 passes for 283 yards in 2015 as a true freshman ... Earned President's Honor Roll (4.0 GPA) honors in both the fall 2015 and spring 2016 semesters.

High School: Totaled nearly 800 receiving and rushing yards with 11 touchdowns as a senior at Woodlawn High School.

CAREER STATS

RECEIVING

Table with 7 columns: YEAR, G-GS, ATT, YDS, AVG., TD, LG. Rows for 2015*, 2016, 2017, and CAREER.

PUNT RETURNS

Table with 7 columns: YEAR, G-GS, NO., YDS, AVG., TD, LG. Rows for 2015*, 2016, 2017, and CAREER.

KICK RETURNS

Table with 7 columns: YEAR, G-GS, NO., YDS, AVG., TD, LG. Rows for 2015*, 2016, 2017, and CAREER.

* AT FORT SCOTT CC





NEWCOMERS




10

MATT BEALE

QB * 6-1 * 175 * Fr.
Myrtle Beach, S.C./Carolina Forest

High School: A three-year starter at Carolina Forest ... Led the Panthers to the playoffs all three years ... As a senior, completed 99-of-194 passes for 1,664 yards with 13 touchdowns and nine interceptions ... Also gained 700 yards on 148 rushes with seven touchdowns ... Was the WBTW/Grand Strand Blitz Player for the Week for week five after his dominating performance in the Panthers 32-0 win over Loris ... Threw for 210 yards and two touchdowns and also rushed for 111 yards and another TD ... As a junior, threw for better than 1,000 yards and ran for nearly 500 more ... Also lettered in basketball and baseball.



29

MASSIMO BISCARDI

PK * 5-11 * 195 * Fr.
Downingtown, Pa./Downingtown West

Signed with Coastal in December 2017 ... Enrolled at Coastal in January 2018 and participated in 2018 spring practice.

High School: A five-star ranking by ChrisSailerKicking.com ... For his career, was 98-of-110 in PATs, including a perfect 17-for-17 as a senior, and 13-of-20 in field goals ... Listed as one of the top five punters in Pennsylvania by PaPreps.com and named one of the top three kickers in the area by the Philadelphia Inquirer ... After his junior season, the Philadelphia Inquirer rated him the 40th-best prospect in Southeastern Pennsylvania ... Averaged 38.9 yards per punt as a senior ... 2017 Vegas XXIX Class of 2018 FG Last Man Standing Champion ... 2017 Vegas XXIX Punt Finalist ... 2017 TOP 12 Camp Invitee ... 2017 Vegas 30 Punt Finalist ... Named to the first-team all-Ches-Mont National Division Football Team as a senior ... Tabbed honorable mention all-Ches-Mont National Division Football Team his junior year ... Also named second-team all-Ches-Mont National Division Football Team as a sophomore.



11

SHADELL BELL

TE * 6-1 * 225 * Jr.
Decatur, Ga./Columbia
Clemson

Will have two seasons of eligibility at Coastal Carolina ... Graduated from Clemson in the spring of 2018 with a degree in parks, recreation and tourism management ... Pursuing his master's degree in sport management.

2017 (Sophomore) at Clemson: Played in nine games ... Had a reception for eight yards against Kent State in the season opener.

2016 (Redshirt Freshman) at Clemson: A member of the National Championship team .. Played in three games ... Made collegiate debut in the 59-0 win over South Carolina State ... Logged four snaps in win over Syracuse and three snaps in the game against South Carolina.

2015 (Freshman) at Clemson: Redshirted.

High School: Played in the Semper Fidelis All-American Bowl ... Ranked as the No. 187 player in the nation by Rivals.com ... Tabbed the No. 45 receiver in the nation and No. 42 player in the state of Georgia by ESPN ... Ranked as the No. 46 receiver in the nation and No. 42 player in Georgia by Rivals.com ... Lettered at Columbia High School in Decatur, Ga. ... Named the team's top defensive player as an outside linebacker with 32 tackles, nine tackles for loss, four sacks, two interceptions and a recovered fumble as a senior ... Hauled in 37 receptions for 463 yards and seven touchdowns as a junior.



39

MIKE BOYER

TE * 6-5 * 192 * Fr.
Utica, N.Y./Thomas R. Proctor

High School: Led his Thomas Proctor High School team to Section 3 championships as a freshman and sophomore ... Tallied 58 receptions for 1,155 yards and 11 touchdowns ... Helped his team to a 27-13 record during his four-year high school career.



23

DERICK BUSH

CB * 6-1 * 180 * Fr.
Tucson, Ariz./Salpointe Catholic

High School: Lettered at Salpointe Catholic High School in Tucson, Ari. ... Rated the 20th-best defensive back in the state by ArizonaVarsity.com ... Led Salpointe to the 2017 4A title game, finishing runner-up ... First-team all-4A Kino Region ... A two-time first-team Southern Arizona All-Star by AllTucsonSports.com ... Credited with 59 tackles and 11 passes defended as a senior ... Also totaled 64 tackles his junior season.

CAREER STATS

Table with columns: RECEIVING, YEAR, G-GS, ATT, YDS, AVG., TD, LG. Rows for 2015, 2016, 2017, and CAREER totals.

* AT CLEMSON



NEWCOMERS



12

BRYCE CARPENTER

QB * 6-1 * 205 * Fr.
Sarasota, Fla./Venice

Signed with Coastal in December 2017 ... Enrolled at Coastal in January 2018 and participated in 2018 spring practice.

2018 (Freshman): Earned Dean's List honors in the spring of 2018.

High School: Lettered at Venice High School ... Named the 2017 Mr. Football for the state of Florida by the Florida Dairy Farmers in a statewide vote of high school football coaches and media representatives ... Named to the first-team 2017 American Family Insurance ALL-USA Florida Football Team (all divisions) ... Also tabbed the Florida Class 7A Player of the Year ... A two-star recruit by *247Sports.com* ... Rated the 88th-best, pro-style quarterback in the nation by *247Sports.com* ... Led Venice to a 14-1 record, a No. 25 national ranking and the Florida 7A state championship ... In the championship game, he rushed 40 times for 214 yards with four touchdowns and completed 10-of-19 passes for 180 yards ... As a senior, completed 66 percent of his passes (191-of-315) for 3,053 yards and 42 touchdowns ... Led the state of Florida in touchdowns thrown while ranking second in 7A in passing yards and fourth overall in the state ... Added 273 rushes for 1,274 yards and 22 TDs ... Accounted for 10,463 yards as he threw for 7,047 yards and 83 touchdowns, while rushing for 3,416 yards and 54 scores over his four-year career ... Earned honorable mention Class 7A all-state and first-team all-area honors as a junior ... Ran for 791 yards and 15 touchdowns while throwing for 1,496 yards and 17 more scores his junior year ... Led the Indians to four playoff appearances, three district titles and a run to the Class 7A state final four in both 2016 and 2017 ... High school teammate of fellow Chanticleer wide receiver Jaivon Heiligh.




41

JARROD CLARK

TE * 6-4 * 230 * Fr.
Dorchester, Mass./Brighton

High School: Selected first-team 2017 American Family Insurance ALL-USA Massachusetts Football Team (all divisions) ... A three-star recruit by *247Sports.com* ... Also rated the ninth-best overall prospect in the state as well as the 86th-best tight end in the nation by *247Sports.com* ... Named to the 12th annual *Boston Herald* preseason all-star team as well as the all-Boston City League team and the *Boston Herald* all-scholastics team after the season ... According to the *Boston Herald*, Clark was, "one of the most dominant players in the Boston City League" ... Caught 26 touchdown passes in three seasons, while amassing 192 tackles and 31 sacks on defense in 35 career starts ... Recorded 15 sacks in leading the Brighton High School Bengals to the Division 7 North finals as a senior ... Selected to play in the 2017 Mass Elite 7-v-7 ... Led the Bengals to the Division 2 state championship in basketball as a junior.



34

KARED CLASS

RB * 5-8 * 160 * Fr.
Little River, S.C./North Myrtle Beach

High School: Named the 2017 *Sun News* Toast of the Coast Football Player of the Year ... Rushed for 1,494 yards and 16 touchdowns as a senior, helping the North Myrtle Beach High School Chiefs to a 12-1 record ... First-ever North Myrtle Beach running back to surpass 3,000 career yards rushing ... Also named Region 7-4A Player of the Year and received a bid to the Touchstone Energy Cooperatives North-South All-Star Bowl.



16

VIC COLBERT

QB * 6-0 * 215 * R-Fr.
Hanahan, S.C./Hanahan

2017 (Freshman): Was not a member of the team in the fall ... Joined the team as a walk-on in the spring of 2018.

High School: A two-time Region 8 champion, helping his team to the championship titles as both a freshman and junior ... Totaled 4,000 yards passing with 45 touchdowns while rushing for 1,200 yards and 10 touchdowns ... Named all-region and all-Low-Country as a junior and senior while playing quarterback at Hanahan High School... Earned honor roll honors all four years.



92

WALLACE COWINS

DE * 6-4 * 250 * So.
Conyers, Ga./Heritage
Georgia Military College

Signed with Coastal in December 2017 ... Enrolled at Coastal in January 2018 and participated in 2018 spring practices.

2017 (Freshman) at Georgia Military: Played one season at Georgia Military, collecting 18 tackles in nine games.

High School: Named Georgia 6A first-team all-state by *RecruitGeorgia.com* and honorable mention all-state by the *Atlanta Journal Constitution* ... Also tabbed first-team All-Region 3AAAAAA and named to the first-team all-Rockdale Citizen football team in his lone season at Heritage High School ... Led the state in tackles with 178, including 105 solo stops, at the linebacker position ... Also totaled 24.0 tackles for loss with eight sacks ... Also lettered in track and field, placing fifth in the state in the discus and 11th as part of the 4x400 relay team ... Started his career at Rockdale County High School.



NEWCOMERS



47

JAMAR DARBOE

LB * 6-1 * 230 * Fr.
Kinston, N.C./Christchurch School [Va.]

High School: A three-star recruit by 247Sports.com ... Ranked as the 76th-best inside linebacker in the nation and the 35th-best player in the state of Virginia ... Ranked as the No. 11 football athlete on the recruit804.com Feb 30 ... A two-time first-team Virginia Independent Schools Athletic Association (VISAA) Division II all-state selection at linebacker ... Also named to the first-team VISAA Division II all-state team as a running back his senior season ... Rushed for 167 yards on 24 carries as a running back in the championship game to lead Christchurch to the VISAA Division II state title ... Tallied 68 tackles, including 4.0 tackles for loss ... Rushed for 718 yards and 15 touchdowns as a senior ... Led the Seahorses with more than 85 tackles, 11 tackles for loss, two forced fumbles and returned a fumble for a touchdown his junior season ... Tabbed honorable mention all-state as a running back his junior season, as he rushed for nearly 600 yards and eight touchdowns in eight games.



33

CINCIR EVANS

S * 6-4 * 195 * Fr.
Memphis, Tenn./White Station

High School: A three-star recruit as an athlete by 247Sports.com, which also rated him the 40th-best overall prospect in the state of Tennessee ... On the Athlon 2018 College Football Recruiting all-name team ... Played linebacker, defensive back and wide receiver for White Station High School ... Named first-team all-region 8 6A as a defensive back his senior season ... Also lettered in track and field ... Was a high school teammate of fellow Chanticleer Jordan Donald.




73

JORDAN DONALD

OL * 5-10 * 280 * Fr.
Memphis, Tenn./White Station

High School: Three-year starter on the offensive line ... Honorary captain as a junior and team captain in senior year ... Named to the TSSAA 6A all-region team... A Distinguished Honor Roll member while at White Station ... Was a high school teammate of fellow Chanticleer Cincir Evans.



95

LUIS FERREIRA

PK * 5-9 * 230 * R-Fr.
Sao Paulo, Brazil/Modular Luizao

2017 (Freshman): Was not a member of the team in the fall ... Joined the team as a walk-on in the spring of 2018.

High School: Attended Modular Luizao in Sao Paulo, Brazil.



48

JONATHAN ELDER

TE * 6-3 * 205 * Fr.
Powder Springs, Ga./Hillgrove

High School: Named second-team all-county as a senior at Hillgrove High School... Tallied 660 yards receiving and five touchdowns ... As a junior, had nine receptions for 142 yards and a touchdown ... Was also a member of his team's leadership council.



62

SEAN FITZGERALD

OL * 6-1 * 300 * R-Fr.
Mt. Pleasant, Mich./Mt. Pleasant Senior Michigan

Enrolled at Coastal in January 2018 and participated in spring drills ... Named to the Dean's List in the spring of 2018.

2017 (Freshman) at Michigan: Redshirted ... Was named the Scout Team Player of the Week once.

High School: Selected to play in the Blue-Gray All-American Bowl (Jacksonville, Fla.) and the East-West Michigan All-Star Game ... Tabbed the 2016 Morning Sun/MIprepzone.com Player of the Year and first-team all-area three times ... A two-time first-team Division 3 all-state honoree by the Detroit Free Press (2015 and 2016) ... Also named first-team AP all-state as a senior and earned honorable mention AP all-state recognition as a junior ... Earned all-Saginaw Valley Conference honors three times (2014, 2015 and 2016) ... Credited with 394 career pancake blocks and did not allow a sack in his career ... Was a four-year letterman at Mt. Pleasant High School ... Was also a four-year honor roll member and a four-time academic all-Saginaw Valley Team selection.



NEWCOMERS



37

NOAH FRESHLEY

LB * 6-2 * 210 * Fr.
Conway, S.C./Conway

High School: On the Myrtle Beach Sun News' Toast of the Coast first team ... Was in on 102 total tackles with 14.0 tackles for loss, including four sacks for Conway High School ... Added two interceptions, one of them returned for a touchdown his senior season.



34

TEDDY GALLAGHER

LB * 6-1 * 235 * So.
Los Angeles, Calif./Loyola
Glendale Community College

Enrolled at Coastal Carolina in January 2018 and participated in spring practices ... Earned Dean's List honors in the spring of 2018.

2017 (Freshman) at Glendale CC: Named first-team Region IV All-California by the California Community College Football Coaches Association as well as being a unanimous first-team American Division all-Metro League selection ... Credited with 44 tackles in nine games ... Also recorded 10.5 tackles for loss (totaling 132 yards), including two sacks ... Added two pass breakups, a blocked kick and a forced fumble

High School: Played for CCU defensive coordinator Marvin Sanders while at Loyola High School ... Tallied 60 tackles his senior year, including five tackles for loss and two sacks.

CAREER STATS

| DEFENSE | | | | | | | | | |
|---------|------|----|----|----|----------|---------|-------|-----|-----|
| YEAR | G-GS | UT | AT | TT | TFL-YDS | QBS-YDS | FF/FR | INT | PBU |
| 2017 * | 9-9 | 24 | 20 | 44 | 10.5-132 | 2.0-15 | 1/0 | 0 | 2 |
| CAREER | 9-9 | 24 | 20 | 44 | 10.5-132 | 2.0-15 | 1/0 | 0 | 2 |

* AT GLENDALE CC



33

BRYSON GODREY

RB * 6-0 * 180 * Fr.
Taylorsville, N.C./Alexander Central

High School: Named Northwestern 3A/4A all-conference as he led his school to a 10-1 record ... Rushed for 1,311 yards while averaging 10.6 yards per carry and 131.1 yards per game ... Rushed for a school-record 3,942 yards with 37 touchdowns while tallying 5,667 all-purpose yards and scoring a total of 50 touchdowns for his career at Alexander Central High School ... Led the team in rushing (1,496 yards with 14 TDs) and receiving (427 yards and six TDs) as a junior ... Also a track standout as he was named the 2017 North Piedmont Conference Track Athlete of the Year ... Was the 100 and 200 meter conference champion and placed seventh at the NC 4A state championship in the 200 meters ... He placed fourth in the state in the 55 meters and fifth in the 300 meters his senior season.



18

TYRIO GOODMAN

S * 6-3 * 190 * Fr.
Newberry, S.C./Newberry

High School: Led Newberry High School to a 10-2 record as a senior ... Completed 61-of-112 passes for 968 yards and eight touchdowns as the quarterback ... Threw for 2,840 yards and 25 touchdowns for his high school career ... Led the team to a region championship as a junior ... Posted a 20-6 overall high school record ... Was inducted into National Beta Club.



64

TREVOR GOUDE

OL * 6-4 * 285 * Fr.
Aynor, S.C./Aynor

High School: Was awarded the Captain's Award for football as a senior ... A two-time individual region champion for wrestling at Aynor High School ... A member of the National Society of High School Scholars.



NEWCOMERS



6

JAIVON HEILIGH

WR * 6-2 * 195 * Fr.
Venice, Fla./Venice

High School: Tabbed second-team 2017 American Family Insurance ALL-USA Florida Football Team (all divisions) ... A three-star recruit by 247Sports.com ... Finished runner-up to teammate Bryce Carpenter as the Florida 7A Player of the Year ... Set Florida state records as a senior in 2017 with 131 receptions, 2,359 receiving yards and 32 receiving touchdowns ... Totaled 252 career receptions for his career which is a Florida high school state record as well ... Also ranks second in Florida state history with 3,964 career receiving yards and 53 career receiving touchdowns ... Helped guide Venice High School to the 2017 state championship title and finish with a No. 25 national ranking ... Hauled in eight of his team's 10 completions for 159 yards in the Florida 7A state championship game as Venice claimed its first title since 2000 ... Not only did he lead the state of Florida in receptions, receiving yards and receiving touchdowns, he had 54 more receptions than second-place, 496 more receiving yards than second and 10 more receiving touchdowns than second ... Averaged 143.9 yards per game and 16.5 yards per catch his senior season ... Named all-state as a junior - second-team by FloridaHSFootball.com and third-team by the Associated Press ... Had 58 receptions for 861 yards and 10 scores as a junior ... Totaled 63 catches for 944 yards and 11 scores as a sophomore ... Helped the Indians to three playoff appearances and a run to the Class 7A state final four in both 2016 and 2017 ... Also lettered in basketball for Venice High School.



18

CAM JACKSON

S * 6-1 * 205 * Sr.
Pearland, Texas/Lutheran South Academy
Liberty

Prior to Coastal Carolina: Began his career at Liberty University ... Transferred to Coastal in the summer of 2018.

2015 (Redshirt Freshman): Played in 11 games and recorded 10 tackles (eight solo and two assists), including one versus Coastal Carolina ... Posted a season-high four tackles (all solo) at West Virginia and added three stops (all solo) versus Presbyterian.


2014 (Freshman): Redshirt.

High School: Team captain ... Earned first-team all-district honors as a senior ... Finished his senior season with 39 receptions, 535 receiving yards, and 11 touchdowns as a receiver and 42 tackles, three interceptions and three pass breakups as a defensive back ... Finished his junior year with 25 receptions, 860 all-purpose yards, 12 touchdowns and four interceptions ... Had two interceptions and 18 tackles as a sophomore ... Named team MVP as a freshman, finishing the year with 27 receptions for 562 yards and nine touchdowns ... Also lettered in baseball and track and field ... Was a first-team all-district honoree in baseball Was also an all-state selection in track and field.

CAM JACKSON CAREER STATS

| DEFENSE | YEAR | G-GS | UT | AT | TT | TFL-YDS | QBS-YDS | FF/FR | INT | PBU |
|---------|--------|------|----|----|----|--------------|---------|-------|-----|-----|
| | 2014 * | | | | | - REDSHIRT - | | | | |
| | 2015 * | 11-0 | 8 | 2 | 10 | 0.0-0 | 0.0-0 | 0/0 | 0 | 0 |
| | CAREER | 11-0 | 8 | 2 | 10 | 0.0-0 | 0.0-0 | 0/0 | 0 | 0 |

* AT LIBERTY



4

DA'KENDALL JAMES

WR * 6-1 * 190 * Fr.
Chesapeake, Va./Portsmouth Christian

Enrolled at Coastal Carolina in January 2018 and participated in spring practices.

High School: Tabbed first-team 2017 American Family Insurance ALL-USA Virginia Football Team (all divisions) ... A two-star recruit by 247Sports.com ... Ranked the 42nd-best overall prospect and eight-best wide receiver in the state of Virginia by 247Sports.com ... Rated the 25th-best overall prospect in Virginia by Scout.com and the 17th-best recruit in South Hampton Roads ... Averaged 111.6 receiving yards per game and scored 39 receiving touchdowns for his high school career ... Totaled 3,126 receiving yards for his career ... Caught 68 passes for 1,336 yards with 19 touchdowns as a senior ... Had 57 receptions for 1,050 yards with 10 scores his junior season ... Tabbed first-team Virginia Independent Schools Athletic Association (VISAA) Division III all-state ... Named second-team VISAA Division III all-state as a sophomore (2015), as he hauled in 31 passes for 740 yards and 12 touchdowns.



NEWCOMERS



6

STERLING JOHNSON

DT * 6-4 * 300 * Jr.
Clayton, N.C./Cleveland
Clemson

Will have two seasons of eligibility at Coastal Carolina ... Graduated from
Clemson in the summer of 2018 with a degree in sports communication ...
Currently working on his master's in instructional technology.

2017 (Sophomore) at Clemson: Played in eight games ... Totaled nine tackles,
including 3.0 tackles for loss ... Also had 2.0 sacks on the year ... Had four tackles
in the season-opening win over Kent State ... Recorded a sack in the road win at
Louisville ... Registered a tackle at Virginia Tech and at home versus Wake Forest
... Also had two tackles in the home win over The Citadel ... Posted a sack in the
ACC Championship game versus Miami.

2016 (Redshirt Freshman) at Clemson: A member of the National
Championship team ... Had five tackles in 46 snaps (three games) ... Made his
collegiate debut against S.C. State, recording three tackles in 17 snaps ... Saw nine
snaps against Syracuse ... Had two tackles in 20 snaps against South Carolina.

2015 (Freshman) at Clemson: Redshirted ... Enrolled at Clemson in January
2015 and participated in spring drills.

High School: Led Cleveland High School to a 10-3 record as a senior ...
Ranked as the No. 109 player and No. 14 defensive end in the nation and No. 4
player in North Carolina by ESPN ... Played in the Under Armour All-America
Game ... Had 78 tackles, which included 44 tackles for loss, as a junior ... Had 7.5
sacks and two blocked punts in a state playoff game.

CAREER STATS

DEFENSE

Table with columns: YEAR, G-GS, UT, AT, TT, TFL-YDS, QBS-YDS, FF/FR, INT, PBU. Rows for 2015, 2016, 2017, and CAREER.

* AT CLEMSON



96

TYRESE JOHNSON-FISHER

RB * 5-10 * 195 * Fr.
Leicester, England/Oakham School

High School: Selected to play in the Under Armour All-America Game
despite not having played any high school football ... In fact, it was the first
football game he had ever played and he is the first player based outside of the
United States to participate in the game ... Was a rugby standout in his native
England, playing for Oakham as well as in the Leicester Tigers Academy ... Also
a track standout ... Competed for both Oakham and Croydon Harriers, his
home athletics club Won the 60m National Indoor Finals in 6.89 seconds and
ranked third in all of England in the U17 100m with a time of 10.73 seconds to
qualify for Great Britain Juniors.



8

DAMARI KELLY

CB * 5-11 * 165 * Fr.
Waynesboro, Ga./Burke County

High School: Selected to play in Border Bowl V (Georgia vs. South Carolina)
as a defensive back ... Named the 2017 3-AAAA Region Player of the Year,
playing quarterback ... Was also named the 2016 3-AAAA Region co-Offensive
Player of the Year ... Led Burke County to a 12-1 record and the third round
of the AAAA state playoffs ... Split quarterback duties his senior season with
Williams Knight, who was named the region's Offensive Player of the Year
... Completed 31-of-54 passes for 534 yards and rushed for 891 yards on 125
attempts his junior season ... Also lettered in track and field ... Reached the
Georgia 4A state championship in the long jump (fourth), triple jump (10th) and
4x100 relay (sixth) his junior year.



38

VONTRAVIOUS LEE

LB * 6-1 * 200 * R-Fr.
Anderson, S.C./Anderson Christian School

2017 (Freshman): Was not a member of the team in the fall ... Joined the
team as a walk-on in the spring of 2018.

High School: Was named the Pioneer Conference Player of the Year in his
sophomore year, along with being tabbed the Pioneer Conference Defensive
Player of the Year ... Named to the all-conference team and the Defensive Back
of the Year as a junior ... A three-year honor roll student, as well as a member of
the student government association.



46

ISAIAH LIKELY

TE * 6-4 * 225 * Fr.
Malden, Mass./Everett

High School: Helped lead Everett High School to a No.1 state ranking, the
state's top-rated offense and the Division I Super Bowl Championship his senior
year ... Everett won 19-consecutive games and back-to-back championships ...
Caught 59 passes for 917 yards with 11 touchdowns his junior season ... Named
to the Mass Prep Stars & First String Performance All-State Gridiron Super Team
as a third team selection.



NEWCOMERS



17

CJ MARABLE

RB * 5-10 * 190 * So.
Decatur, Ga./Towers
Presbyterian College

Enrolled at Coastal Carolina in January 2018 and participated in spring practices ... Although a transfer, is eligible for 2018 due to the status change by his former school (Presbyterian College).

2017 (Freshman) at Presbyterian College: Voted first-team all-Big South, becoming the first freshman in PC's Division I era to earn all-conference honors ... Named Big South Freshman of the Week a league-leading three times, tied for the most by a PC player since joining the league ... Started all 11 games at running back and led the Big South with 1,038 rushing yards ... Finished second in PC's Division I era for rushing yards in a season and rushing yards per game in a season (94.4 avg.) ... Led the team with six touchdowns (four rushing, two receiving), most by a PC player since 2015 ... Only the second player in PC's Division I era to rush for over 1,000 yards in a season and the first freshman to do so ... Recorded five 100-yard rushing games ... Established a career-high with 186 rushing yards in the season finale against Gardner-Webb ... Rushed for 162 yards against Wake Forest in his collegiate debut ... Added nine receptions for 130 yards on the year and six kickoff returns for 85 yards ... Totaled 1,253 all-purpose yards on the season, an average of 113.9 yard per game, good for the second-most in the Big South for the season ... Had at least 84 rushing yards in eight of the 11 games.

High School: Originally signed with Arkansas State out of high school before enrolling at PC ... A two-star recruit by Rivals.com, Scout.com and 247Sports.com ... Rated as the No. 54 all-purpose back in the nation by 247Sports.com ... Named to the Georgia Sports Writers Association Class 3A all-state team as a senior after recording five games with 200-plus rushing yards ... Tabbed all-district as a senior after rushing for 1,323 yards and 11 touchdowns.

CAREER STATS

| RUSHING | | | | | | |
|---------|-------|-----|------|------|----|----|
| YEAR | G-GS | ATT | YDS | AVG. | TD | LG |
| 2017 * | 11-11 | 181 | 1038 | 5.7 | 4 | 78 |
| CAREER | 11-11 | 181 | 1038 | 5.7 | 4 | 78 |

| RECEIVING | | | | | | |
|-----------|-------|-----|------|------|-----|----|
| YEAR | G-GS | REC | YDS. | AVG. | TD. | LG |
| 2017 * | 11-11 | 9 | 130 | 14.4 | 2 | 63 |
| CAREER | 11-11 | 9 | 130 | 14.4 | 2 | 63 |

| KICK RETURNS | | | | | | |
|--------------|-------|-----|-----|------|----|----|
| YEAR | G-GS | NO. | YDS | AVG. | TD | LG |
| 2017 * | 11-11 | 6 | 85 | 14.2 | 0 | 31 |
| CAREER | 11-11 | 6 | 85 | 14.2 | 0 | 31 |

* AT PRESBYTERIAN COLLEGE



39

TIM MARSHALL

DB * 5-9 * 190 * Jr.
Mint Hill, N.C./Independence
Guilford College

2017 (Redshirt Sophomore): Was not a member of the team in the fall ... Joined the team as a walk-on in the spring of 2018.

2016 (Sophomore) at Guilford College: Played in all 10 games, making eight starts at defensive back ... Totaled 20 tackles, 14 solo stops, one forced fumble and four pass breakups ... Had six solo tackles, including a sack at Averett University.

2015 (Freshman) at Guilford College: Played in all 10 games, making seven starts ... Totaled 31 tackles, 24 solo stops and seven assisted ... Also forced one fumble and recorded one sack ... Had a career-high six stops against both Methodist University and Bridgewater College ... Also recorded four solo tackles and a sack against Emory & College.

High School: Lettered for four seasons at Independence High School ... Helped lead Independence to a 40-9 record during his four years ... Earned all-Southwestern 4A Conference and all-Mecklenburg County honors as a senior ... Also lettered for four years on the track and field team.

CAREER STATS

| DEFENSE | | | | | | | | | |
|---------|-------|----|----|----|--------------|---------|-------|-----|-----|
| YEAR | G-GS | UT | AT | TT | TFL-YDS | QBS-YDS | FF/FR | INT | PBU |
| 2015 * | 10-7 | 24 | 7 | 31 | 1.0-2 | 1.0-2 | 1/0 | 0 | 1 |
| 2016 * | 10-8 | 14 | 6 | 20 | 1.0-3 | 1.0-3 | 0/0 | 0 | 4 |
| 2017 | | | | | - REDSHIRT - | | | | |
| CAREER | 20-15 | 38 | 13 | 51 | 2.0-5 | 2.0-5 | 1/0 | 0 | 5 |

* AT GUILFORD COLLEGE



88

CONNER MCCARTHY

WR * 6-2 * 185 * Fr.
Mt. Pleasant, S.C./Wando

High School: Named to the All-East Cooper All-Star team and first-team all-Low Country ... Had 1,090 receiving yards on 65 receptions with eight touchdowns ... Named the Live 5 News Player of the Week as he caught nine receptions for 192 yards and two touchdowns in the Warriors' 36-7 win over James Island ... Also tabbed the Moultrie News Player of the Week (Sept. 20) ... Also lettered in lacrosse and was a member of the 5-A state champion lacrosse team ... Was a Wando Warrior Ambassador, an honor group of 30 chosen senior students which serves to organize events for new students, staff and community members.



NEWCOMERS



40

PATRICK MCSWEENEY

TE * 6-4 * 195 * Fr.
Staten Island, N.Y./Monsignor Farrell

High School: Caught 12 passes for 226 yards and three touchdowns his senior season ... Missed most of his junior season due to injury ... Also lettered in track and field at Monsignor Farrell High School.




95

SHAQUOR NEWKIRK

DE * 6-5 * 210 * Fr.
Harrells, N.C./Harrells Christian Academy

High School: A two-star recruit by *247Sports.com* ... Also rated the 67th-best overall prospect and the seventh-best defensive end in the state of North Carolina 2018 class ... Named honorable mention North Carolina Independent Schools Athletic Association all-state ... Playing linebacker as a senior, had 60 tackles, including 16.0 tackles for loss with 11 sacks ... Also played running back as a senior and averaged 6.8 yards per rush (104 attempts for 705 yards) with five touchdowns ... Only played two seasons of football at Harrells Christian Academy ... Named all-conference and all-county as he tallied 37 solo tackles and 44 total tackles, to go with six sacks on the year as a junior ... Also lettered in basketball ... Posted a 3.5 GPA as a junior to earn academic honors in algebra and English.



16

JORDAN MORRIS

CB * 6-1 * 165 * Fr.
Rock Hill, S.C./Rock Hill

High School: Named first-team all-region 4-5A and second-team all-region by the *Rock Hill Herald* ... Recorded 49 tackles, including eight tackles for loss, with nine pass breakups, four interceptions, two forced fumbles, two blocked kicks and a fumble recovery ... Started his career at safety but moved to corner as a senior ... Tallied 66 tackles as a junior.



71

OWEN OKONSKY

OL * 6-4 * 270 * Fr.
Houston, Texas/Langham Creek

High School: A two-star recruit by *247Sports.com* ... Tabbed honorable mention all-Houston by VYPE Sports Network ... Voted first-team 17-6A all-district as Langham Creek had a pair of 1,000-yard rushers while the team threw for 2,185 yards ... A unanimous 17-6A all-district first team selection as a junior, helping pave the way for an offense that racked up 450 yards a game including 229 on the ground.



80

ROB MORROW

WR * 5-8 * 180 * R-Fr.
Greer, S.C./Riverside

2017 (Freshman): Was not a member of the team in the fall ... Joined the team as a walk-on in the spring of 2018.

High School: A two-time Greenville County offensive player of the week ... Caught 69 passes for 794 yards his senior season ... Totaled 1,494 career receiving yards ... Was honored with four senior awards for character and integrity ... A Smiley Howell Award winner.



NEWCOMERS



13

FRED PAYTON

QB * 6-2 * 200 * Fr.
Suwanee, Ga./Parkview

High School: A three-star recruit by 247Sports.com ... Also tabbed the 49th-best dual-threat quarterback in the nation by 247Sports.com ... Named the Gwinnett County Touchdown Club Quarterback of the Year ... Named first-team 7-AAAAAAA all-region at quarterback as voted by the region's coaches ... Led the Panthers to the Class 7-AAAAAAAA state quarterfinals as a senior ... Threw for 2,444 yards and 25 touchdowns while rushing for 630 yards and four scores on the ground his senior season ... Played for former CCU all-American center Nick Johnson at Parkview High School his senior year ... Started his career as the three-year starting quarterback at Peachtree Ridge High School ... Threw for 2,524 yards and 19 touchdowns as a junior and was tabbed second-team 6-AAAAAAA all-region.



67

OCTAVIOUS PRINGLE

DT * 6-0 * 295 * Fr.
Cayce, S.C./Brookland Cayce

High School: Named the Defensive Line MVP of the All-State Combine in South Carolina in 2017 ... Played in the 2016 Shrine Bowl (S.C. v. N.C) as one of the top high school players in the Carolinas ... Lettered at Brookland Cayce High School.



83

STEVEN PETERSON

WR * 6-2 * 185 * Fr.
Kennesaw, Ga./Harrison

High School: A three-star recruit by 247Sports.com and was the top target for five-star recruit Justin Fields (Georgia), the No. 2 overall prospect in the nation ... Tabbed first-team 6A all-state by RecruitGeorgia.com and voted second-team 6A Georgia Sports Writers Association all-state ... A first-team Georgia 6-AAAAAA all-region selection ... Caught 57 passes for 1,157 yards (20.3 avg.) with 11 touchdowns his senior season ... Totaled 13 touchdowns and 1,113 yards on 72 catches as a junior ... Eclipsed 100 yards in eight of his 12 games played ... Also lettered in baseball.



26

ANTONIO ROBINSON

RB * 6-0 * 195 * Fr.
Decatur, Ala./Austin

High School: Rushed for 1,391 yards and 21 touchdowns as a senior despite sharing the backfield with Asa Martin, who was named the Alabama Gatorade Player of the Year ... Also caught 16 passes for 374 yards and six touchdowns ... Helped the Black Bears to a 12-1 record and a trip to the 6A quarterfinals ... Scored twice in the 51-50 overtime loss in the quarterfinal while totaling 160 rushing yards ... Was the featured back and was named second-team all-state by the Alabama Sports Writers Association as a junior ... Rushed for 1,597 yards and 22 touchdowns his junior season ... Led his team to a 10-4 record and the semifinals of the Class 6A playoffs ... Also lettered in track and field ... Was part of Austin High School's Class 6A state championship 4x100 relay team as a junior.




58

JACOB PORTER

OL * 6-1 * 265 * Fr.
Loris, S.C./Loris

High School: Missed his senior season due to an injury ... Led his team to a playoff berth as a junior ... Also threw the discus and shot put for the track and field team ... Winner of the Loris Chamber of Commerce Outstanding Youth Award.



36

JAVONTAY ROBINSON

RB * 5-10 * 175 * Fr.
Darlington, S.C./Trinity-Byrnes Collegiate

High School: Led team to a runner-up finish at the SCISA Class AA state football championship ... Rushed for 1,102 yards on 106 attempts with 19 touchdowns his senior season.



NEWCOMERS



31

SHAKEEL ROBINSON

LB * 5-9 * 200 * Fr.
Sumter, S.C./Laurence Manning Academy

2017 (Freshman): Was not a member of the team in the fall ... Joined the team as a walk-on in the spring of 2018.

High School: Was named SCISA 3A all-state honorable mention ... Helped leads his team to the 2016 SCISA Class AAA state championship title ... Guided his team to three-straight regional championships in 2015, 2016 and 2017 ... Won the Coaches Award in 2017 ... Tabbed Defensive MVP of his high school team in 2016 ... Also played basketball at Laurence Manning Academy.



55

CJ SCHRIMPF

LS * 5-10 * 225 * Jr.
Tempe, Ariz./Corona Del Sol
Phoenix College

Prior to Coastal Carolina: Played two seasons at Phoenix College and was named a Special Teams University.com all-American.

High School: Named honorable mention all-Arizona Division II ... Lettered in both football and track and field ... Threw the discus.



70

TOMMY SCHUBERT

OL * 5-11 * 255 * Fr.
Myrtle Beach, S.C./Carolina Forest

High School: A four-year starter on the offensive line at Carolina Forest High School .. An all-region selection as a senior ... Honored with the all-zoner award his senior season ... Was also named to the News 13 All-Blitz team his senior year ... Was a participant in the North-South All-Star game.



66

CORBIN SMALL

OL * 6-3 * 260 * Fr.
Lexington, S.C./Brookland Cayce

High School: Played on both sides of the ball at Brookland Cayce High School ... A two-time team captain ... Helped lead his team to back-to-back Lower State Championship games in 2017 and 2018 ... Started every game his senior season, totaling more than 90 tackles and six sacks on the defensive side of the ball ... Started every game as a junior, guiding his team to the most wins in a single season in the program's history and winning the regional championship title ... Registered over 100 tackles and eight sacks his junior season ... Was awarded the Iron Man Award as a junior ... Made over 60 tackles as a sophomore on defense ... A 2017 scholar-athlete of the week winner ... Posted the highest GPA on the team.



97

ERIC STIEMKE

DE * 6-4 * 230 * Fr.
Bel Air, Md./Milton Wright

High School: Played two seasons of football in high school in the United States ... Also played high school football in Germany as his father is in the military ... Attended Stuttgart High School (also known as Patch), a Department of Defense Dependents School (DoDDS) ... Also played basketball and ran sprints in track.



82

GRANT THOMPSON

WR * 6-2 * 195 * Fr.
West Jefferson, N.C./Ashe County

High School: Played in the Blue-Grey All-American game in Jacksonville, Fla. ... On trick plays, he threw two touchdown passes, including one for 62 yards, to help his Grey team win 31-28 ... A two-time first-team all-Mountain Valley Athletic Conference pick, leading the league in receiving as a junior and senior ... Caught 75 passes for 1,027 yards with eight touchdowns his senior season ... Hauled in 64 passes for 1,099 yards with nine scores as a junior.



NEWCOMERS



4

ERIZIAH WALKER

CB * 6-3 * 180 * Fr.
Springfield, Mass./Springfield Central
Milford Academy [N.Y.]

Enrolled at Coastal Carolina in January 2018 and participated in spring practices.

Prior to Coastal Carolina - At Milford Academy: Spent the 2017 season at Milford Academy prep school and had 13 interceptions, returning three for touchdowns, and two pass breakups.

High School: Lettered at Springfield Central High School ... 2016 Western Mass Player of the Year finalist ... A first-team all-state pick as an athlete as a senior and first-team on defense as a junior ... Totaled more than 4,000 yards from scrimmage and 62 combined passing and rushing touchdowns, primarily playing quarterback and defensive back over his final two seasons ... Amassed nearly 1,900 total yards of offense from scrimmage with 22 touchdowns (12 passing, 10 rushing) as a junior ... Earned Western Mass Division II Tournament MVP honors as he led his squad to the championship. ... Earned all-conference honors as a sophomore on defense.



98

XAVIER WATSON

DE * 6-2 * 245 * Fr.
Moncks Corner, S.C./Berkely

High School: Named the Team Defensive MVP at Berkely High School his senior season ... Helped lead his team to a 12-2 record his senior year ... Amassed 122 tackles, 12 tackles for loss and force two fumbles as a senior.



27

JAI WILLIAMS

WR * 6-0 * 170 * Fr.
Jacksonville, Fla./Fletcher

High School: Listed at No. 22 on the list of 2018 top recruits by the *Jacksonville Times-Union* ... Named his team's Wide Receiver of the Year as he hauled in 22 passes for 468 yards and four touchdowns ... Averaged 21.3 yards per reception ... Played his first three years at Parker High School before transferring to Fletcher High School ... Had two interceptions as a junior at Parker High School.



90

ROLAN WOODEN II

DE * 6-4 * 240 * Fr.
Acworth, Ga./Allatoona

High School: Only played football his senior year, recording 53 tackles with six tackles for loss, including three sacks ... Added eight quarterback hurries and two fumble recoveries, returning one for a touchdown ... Helped the Buccaneers finish second in Region 6AAAAAA before advancing to the Class AAAAAA state quarterfinals ... Also played basketball.





2017 SEASON IN REVIEW





2018 COASTAL CAROLINA FOOTBALL MEDIA GUIDE



2017 SEASON IN REVIEW

| Date | Opponent | Score | Overall | Sun Belt | Time | Attendance |
|-------------------------|------------------------|--------------------------|---------|----------|------|------------|
| Sept. 2 | UMASS | ESP3 W 38-28 | 1-0 | 0-0 | 3:16 | 13,274 |
| Sept. 16 | at UAB | Raycom/WMBF 23-30 L | 1-1 | 0-0 | 3:20 | 24,789 |
| Sept. 23 (YOUTH DAY) | WESTERN ILLINOIS | ESP3 10-52 L | 1-2 | 0-0 | 3:00 | 14,996 |
| Sept. 30 | * at ULM | ESP3 43-51 L | 1-3 | 0-1 | 3:20 | 10,359 |
| Oct. 7 (FAMILY WEEKEND) | * GEORGIA STATE | ESP3 21-27 L | 1-4 | 0-2 | 3:01 | 15,991 |
| Oct. 14 | * at Arkansas State | ESP3 17-51 L | 1-5 | 0-3 | 3:27 | 25,916 |
| Oct. 21 | * at Appalachian State | ESP3 29-37 L | 1-6 | 0-4 | 3:40 | 30,179 |
| Oct. 28 (HOMECOMING) | * TEXAS STATE | ESP3 7-27 L | 1-7 | 0-5 | 2:53 | 13,997 |
| Nov. 4 | at Arkansas | SEC Network Alt. 38-39 L | 1-8 | 0-5 | 3:31 | 61,476 |
| Nov. 11 (Hall of Fame) | * TROY | ESP3 17-42 L | 1-9 | 0-6 | 3:11 | 15,545 |
| Nov. 18 | * at Idaho | ESP3 W 13-7 | 2-9 | 1-6 | 3:01 | 7,444 |
| Dec. 2 | * GEORGIA SOUTHERN | ESP3 W 28-17 | 3-9 | 2-6 | 3:07 | 15,951 |

BOLD/ALL CAPS - Home Games * - Sun Belt Games

COASTAL TEAM STATISTICS

| TEAM STATISTICS | COASTAL | OPP | | | |
|------------------------------|-------------|-------------|-----|-----|-------|
| SCORING..... | 284 | 408 | | | |
| Points Per Game..... | 23.7 | 34.0 | | | |
| Points Off Turnovers..... | 26 | 71 | | | |
| FIRST DOWNS..... | 221 | 261 | | | |
| Rushing..... | 108 | 114 | | | |
| Passing..... | 95 | 128 | | | |
| Penalty..... | 18 | 19 | | | |
| RUSHING YARDAGE..... | 1875 | 2034 | | | |
| Yards gained rushing..... | 2206 | 2324 | | | |
| Yards lost rushing..... | 331 | 290 | | | |
| Rushing Attempts..... | 446 | 469 | | | |
| Average Per Rush..... | 4.2 | 4.3 | | | |
| Average Per Game..... | 156.2 | 169.5 | | | |
| TDs Rushing..... | 15 | 28 | | | |
| PASSING YARDAGE..... | 2269 | 2895 | | | |
| Comp-Att-Int..... | 158-304-11 | 219-346-5 | | | |
| Average Per Pass..... | 7.5 | 8.4 | | | |
| Average Per Catch..... | 14.4 | 13.2 | | | |
| Average Per Game..... | 189.1 | 241.2 | | | |
| TDs Passing..... | 18 | 20 | | | |
| TOTAL OFFENSE..... | 4144 | 4929 | | | |
| Total Plays..... | 750 | 815 | | | |
| Average Per Play..... | 5.5 | 6.0 | | | |
| Average Per Game..... | 345.3 | 410.8 | | | |
| KICK RETURNS: #-Yards..... | 47-1036 | 46-1082 | | | |
| PUNT RETURNS: #-Yards..... | 25-185 | 22-140 | | | |
| INT RETURNS: #-Yards..... | 5-115 | 11-86 | | | |
| KICK RETURN AVERAGE..... | 22.0 | 23.5 | | | |
| PUNT RETURN AVERAGE..... | 7.4 | 6.4 | | | |
| INT RETURN AVERAGE..... | 23.0 | 7.8 | | | |
| FUMBLES-LOST..... | 17-7 | 16-6 | | | |
| PENALTIES-Yards..... | 84-754 | 67-625 | | | |
| Average Per Game..... | 62.8 | 52.1 | | | |
| PUNTS-Yards..... | 57-2460 | 53-2200 | | | |
| Average Per Punt..... | 43.2 | 41.5 | | | |
| Net punt average..... | 39.6 | 37.3 | | | |
| KICKOFFS-Yards..... | 56-3304 | 74-4552 | | | |
| Average Per Kick..... | 59.0 | 61.5 | | | |
| Net kick average..... | 35.7 | 39.1 | | | |
| TIME OF POSSESSION/Game..... | 30:18 | 29:42 | | | |
| 3RD-DOWN Conversions..... | 55/153 | 77/160 | | | |
| 3rd-Down Pct..... | 36% | 48% | | | |
| 4TH-DOWN Conversions..... | 7/17 | 7/11 | | | |
| 4th-Down Pct..... | 41% | 64% | | | |
| SACKS BY-Yards..... | 15-112 | 28-157 | | | |
| MISC YARDS..... | 0 | 0 | | | |
| TOUCHDOWNS SCORED..... | 35 | 54 | | | |
| FIELD GOALS-ATTEMPTS..... | 12-19 | 11-17 | | | |
| ON-SIDE KICKS..... | 0-3 | 0-1 | | | |
| RED-ZONE SCORES..... | (27-32) 84% | (47-54) 87% | | | |
| RED-ZONE TOUCHDOWNS..... | (21-32) 66% | (39-54) 72% | | | |
| PAT-ATTEMPTS..... | (30-31) 97% | (49-51) 96% | | | |
| ATTENDANCE..... | 89754 | 160163 | | | |
| Games/Avg Per Game..... | 6/14959 | 6/26694 | | | |
| Neutral Site Games..... | | 0/0 | | | |
| SCORE BY QUARTERS | 1st | 2nd | 3rd | 4th | Total |
| Coastal Carolina | 75 | 71 | 67 | 71 | 284 |
| Opponents | 110 | 106 | 97 | 95 | 408 |

COASTAL INDIVIDUAL STATISTICS

| RUSHING | GP | Att | Gain | Loss | Net | Avg | TD | Long | Avg/G |
|-----------------------|-----|--------|--------------|------|------|------|-------|-------|-------|
| Abercrombie, Osharmar | 12 | 140 | 739 | 15 | 724 | 5.2 | 7 | 55 | 60.3 |
| Outlow, Marcus | 10 | 61 | 290 | 11 | 279 | 4.6 | 1 | 43 | 27.9 |
| James, Alex | 12 | 55 | 325 | 51 | 274 | 5.0 | 4 | 42 | 22.8 |
| Hairston, Jacqez | 12 | 24 | 142 | 2 | 140 | 5.8 | 0 | 25 | 11.7 |
| Demos, Dalton | 7 | 30 | 138 | 35 | 103 | 3.4 | 3 | 22 | 14.7 |
| Keane, Tyler | 10 | 39 | 138 | 55 | 83 | 2.1 | 0 | 16 | 8.3 |
| Williams, Malcolm | 12 | 14 | 86 | 13 | 73 | 5.2 | 0 | 17 | 6.1 |
| Tyler, Ky'Jon | 11 | 11 | 73 | 0 | 73 | 6.6 | 0 | 20 | 6.6 |
| Anderson, Kilton | 6 | 51 | 166 | 108 | 58 | 1.1 | 0 | 19 | 9.7 |
| Jones, Chris | 10 | 4 | 45 | 0 | 45 | 11.2 | 0 | 20 | 4.5 |
| Thrasher, Chance | 2 | 4 | 37 | 5 | 32 | 8.0 | 0 | 17 | 16.0 |
| Holmes, T'Qele | 10 | 1 | 11 | 0 | 11 | 11.0 | 0 | 11 | 1.1 |
| Bennett, Ra'Quan | 6 | 1 | 11 | 0 | 11 | 11.0 | 0 | 11 | 1.8 |
| Bradley, Austin | 1 | 4 | 5 | 13 | -8 | -2.0 | 0 | 3 | -8.0 |
| TEAM | 6 | 7 | 0 | 23 | -23 | -3.3 | 0 | 0 | -3.8 |
| COASTAL..... | 12 | 446 | 2206 | 331 | 1875 | 4.2 | 15 | 55 | 156.2 |
| Opponents..... | 12 | 469 | 2324 | 290 | 2034 | 4.3 | 28 | 88 | 169.5 |
| PASSING | G | Effic | Comp-Att-Int | Pct | Yds | TD | Lng | Avg/G | |
| Keane, Tyler | 10 | 145.45 | 100-170-5 | 58.8 | 1440 | 11 | 86 | 144.0 | |
| Anderson, Kilton | 6 | 117.90 | 49-109-3 | 45.0 | 743 | 7 | 67 | 123.8 | |
| Demos, Dalton | 7 | 29.71 | 3-11-1 | 27.3 | 27 | 0 | 16 | 3.9 | |
| Thrasher, Chance | 2 | 53.68 | 5-10-2 | 50.0 | 52 | 0 | 23 | 26.0 | |
| Wilson, Austin | 2 | 39.70 | 1-4-0 | 25.0 | 7 | 0 | 7 | 3.5 | |
| Bradley, Austin | 1 | 0.00 | 0-0-0 | 0.0 | 0 | 0 | 0 | 0.0 | |
| COASTAL..... | 12 | 126.97 | 158-304-11 | 52.0 | 2269 | 18 | 86 | 189.1 | |
| Opponents..... | 12 | 149.76 | 219-346-5 | 63.3 | 2895 | 20 | 83 | 241.2 | |
| RECEIVING | G | No. | Yds | Avg | TD | Long | Avg/G | | |
| Williams, Malcolm | 12 | 43 | 793 | 18.4 | 7 | 86 | 66.1 | | |
| Jones, Chris | 10 | 26 | 536 | 20.6 | 4 | 51 | 53.6 | | |
| Tyler, Ky'Jon | 11 | 23 | 313 | 13.6 | 2 | 73 | 28.5 | | |
| Black, Omar | 9 | 20 | 271 | 13.6 | 2 | 33 | 30.1 | | |
| James, Alex | 12 | 11 | 61 | 5.5 | 0 | 28 | 5.1 | | |
| Collins Jr., Larry | 12 | 9 | 92 | 10.2 | 1 | 23 | 7.7 | | |
| Outlow, Marcus | 10 | 9 | 78 | 8.7 | 0 | 15 | 7.8 | | |
| Abercrombie, Osharmar | 12 | 8 | 73 | 9.1 | 0 | 22 | 6.1 | | |
| Kjosa, Maxwell | 12 | 4 | 41 | 10.2 | 2 | 16 | 3.4 | | |
| Hairston, Jacqez | 12 | 2 | 11 | 5.5 | 0 | 11 | 0.9 | | |
| Brown, Laquay | 12 | 1 | 8 | 8.0 | 0 | 8 | 0.7 | | |
| Anderson, Josh | 10 | 1 | 7 | 7.0 | 0 | 7 | 0.7 | | |
| Bradshaw, Gary | 6 | 1 | 6 | 6.0 | 0 | 6 | 1.0 | | |
| Keane, Tyler | 10 | 0 | -21 | 0.0 | 0 | 0 | -2.1 | | |
| COASTAL..... | 12 | 158 | 2269 | 14.4 | 18 | 86 | 189.1 | | |
| Opponents..... | 12 | 219 | 2895 | 13.2 | 20 | 83 | 241.2 | | |
| PUNT RETURNS | No. | Yds | Avg | TD | Long | | | | |
| Jones, Chris | 15 | 113 | 7.5 | 0 | 18 | | | | |
| Tyler, Ky'Jon | 9 | 64 | 7.1 | 0 | 24 | | | | |
| Williams, Malcolm | 1 | 8 | 8.0 | 0 | 8 | | | | |
| COASTAL..... | 25 | 185 | 7.4 | 0 | 24 | | | | |
| Opponents..... | 22 | 140 | 6.4 | 0 | 50 | | | | |
| INT RETURNS | No. | Yds | Avg | TD | Long | | | | |
| Wattley, Fitz | 3 | 82 | 27.3 | 0 | 40 | | | | |
| Carey, Preston | 2 | 28 | 14.0 | 0 | 28 | | | | |
| COASTAL..... | 5 | 115 | 23.0 | 0 | 40 | | | | |
| Opponents..... | 11 | 86 | 7.8 | 0 | 40 | | | | |



2018 COASTAL CAROLINA FOOTBALL MEDIA GUIDE



2017 SEASON IN REVIEW

COASTAL INDIVIDUAL STATISTICS

| KICK RETURNS | No. | Yds | Avg | TD | Long |
|-----------------------|-----------|-------------|-------------|----------|-----------|
| Tyler, Ky'Jon | 29 | 683 | 23.6 | 0 | 88 |
| Williams, Malcolm | 10 | 219 | 21.9 | 0 | 44 |
| Jones, Chris | 7 | 123 | 17.6 | 0 | 22 |
| Outlow, Marcus | 1 | 7 | 7.0 | 0 | 7 |
| Howard, Amir | 0 | 2 | 0.0 | 0 | 2 |
| Carey, Preston | 0 | 2 | 0.0 | 0 | 2 |
| COASTAL..... | 47 | 1036 | 22.0 | 0 | 88 |
| Opponents..... | 46 | 1082 | 23.5 | 4 | 91 |

| FUMBLE RET. | No. | Yds | Avg | TD | Long |
|-----------------------|----------|-----------|-------------|----------|-----------|
| Clark, Nicholas | 1 | 31 | 31.0 | 1 | 31 |
| Chesley, Anthony | 1 | 50 | 50.0 | 1 | 50 |
| COASTAL..... | 2 | 81 | 40.5 | 2 | 50 |
| Opponents..... | 3 | 64 | 21.3 | 2 | 28 |

| SCORING | TD | FGs | PATs | | | | | Saf | Points |
|-----------------------|-----------|--------------|--------------|------------|----------|------------|----------|----------|------------|
| | | | Kick | Rush | Rcv | Pass | DXP | | |
| Rabon, Evan | 0 | 12-19 | 30-31 | 0-0 | 0 | 0-0 | 0 | 0 | 66 |
| Williams, Malcolm | 7 | 0-0 | 0-0 | 0-0 | 1 | 0-0 | 0 | 0 | 44 |
| Abercrombie, Osharmar | 7 | 0-0 | 0-0 | 0-0 | 0 | 0-0 | 0 | 0 | 42 |
| Jones, Chris | 4 | 0-0 | 0-0 | 1-1 | 0 | 0-0 | 0 | 0 | 26 |
| James, Alex | 4 | 0-0 | 0-0 | 0-0 | 1 | 0-0 | 0 | 0 | 26 |
| Demos, Dalton | 3 | 0-0 | 0-0 | 0-0 | 0 | 0-0 | 0 | 0 | 18 |
| Black, Omar | 2 | 0-0 | 0-0 | 0-0 | 0 | 0-0 | 0 | 0 | 12 |
| Kjosa, Maxwell | 2 | 0-0 | 0-0 | 0-0 | 0 | 0-0 | 0 | 0 | 12 |
| Tyler, Ky'Jon | 2 | 0-0 | 0-0 | 0-0 | 0 | 0-0 | 0 | 0 | 12 |
| Collins Jr., Larry | 1 | 0-0 | 0-0 | 0-0 | 0 | 0-0 | 0 | 0 | 6 |
| Outlow, Marcus | 1 | 0-0 | 0-0 | 0-0 | 0 | 0-0 | 0 | 0 | 6 |
| Chesley, Anthony | 1 | 0-0 | 0-0 | 0-0 | 0 | 0-0 | 0 | 0 | 6 |
| Clark, Nicholas | 1 | 0-0 | 0-0 | 0-0 | 0 | 0-0 | 0 | 0 | 6 |
| Carey, Preston | 0 | 0-0 | 0-0 | 0-0 | 0 | 0-0 | 1 | 0 | 2 |
| Keane, Tyler | 0 | 0-0 | 0-0 | 0-0 | 0 | 2-3 | 0 | 0 | 0 |
| COASTAL..... | 35 | 12-19 | 30-31 | 1-1 | 2 | 2-3 | 1 | 0 | 284 |
| Opponents..... | 54 | 11-17 | 49-51 | 0-1 | 1 | 1-1 | 0 | 0 | 408 |

| TOTAL OFFENSE | G | Plays | Rush | Pass | Total | Avg/G |
|-----------------------|-----------|------------|-------------|-------------|-------------|--------------|
| Keane, Tyler | 10 | 209 | 83 | 1440 | 1523 | 152.3 |
| Anderson, Kilton | 6 | 160 | 58 | 743 | 801 | 133.5 |
| Abercrombie, Osharmar | 12 | 140 | 724 | 0 | 724 | 60.3 |
| Outlow, Marcus | 10 | 61 | 279 | 0 | 279 | 27.9 |
| James, Alex | 12 | 55 | 274 | 0 | 274 | 22.8 |
| Hairston, Jacqez | 12 | 24 | 140 | 0 | 140 | 11.7 |
| Demos, Dalton | 7 | 41 | 103 | 27 | 130 | 18.6 |
| Thrasher, Chance | 2 | 14 | 32 | 52 | 84 | 42.0 |
| Williams, Malcolm | 12 | 14 | 73 | 0 | 73 | 6.1 |
| Tyler, Ky'Jon | 11 | 11 | 73 | 0 | 73 | 6.6 |
| Jones, Chris | 10 | 4 | 45 | 0 | 45 | 4.5 |
| Bennett, Ra'Quan | 6 | 1 | 11 | 0 | 11 | 1.8 |
| Holmes, T'Qele | 10 | 1 | 11 | 0 | 11 | 1.1 |
| Wilson, Austin | 2 | 4 | 0 | 7 | 7 | 3.5 |
| Bradley, Austin | 1 | 4 | -8 | 0 | -8 | -8.0 |
| TEAM | 6 | 7 | -23 | 0 | -23 | -3.8 |
| COASTAL..... | 12 | 750 | 1875 | 2269 | 4144 | 345.3 |
| Opponents..... | 12 | 815 | 2034 | 2895 | 4929 | 410.8 |

| FIELD GOALS | FGM-FGA | Pct | 01-19 | 20-29 | 30-39 | 40-49 | 50+ | Lg | Blk |
|-------------|---------|------|-------|-------|-------|-------|-----|----|-----|
| Rabon, Evan | 12-19 | 63.2 | 0-0 | 2-5 | 6-6 | 2-6 | 2-2 | 52 | 0 |

| FG SEQUENCE | COASTAL | OPPONENTS |
|----------------------|-----------------|----------------|
| UMass | (46) | 33 |
| at UAB | (39),29,40,(33) | (21) |
| Western Illinois | (52) | (35) |
| at ULM | - | (40) |
| Georgia State | 21 | 25 |
| at Arkansas State | 25,49,(37) | (17),(22),(34) |
| at Appalachian State | (26),(49),(24) | (38),30,38,41 |
| Texas State | - | (37),(37) |
| at Arkansas | (32) | (46) |
| TROY | (39) | - |
| at Idaho | (52),(34),48 | 29 |
| Georgia Southern | 48 | (48) |

Numbers in (parentheses) indicate field goal was made.

| PUNTING | No. | Yds | Avg | Long | TB | FC | I20 | 50+ | Blkd |
|-----------------------|-----------|-------------|-------------|-----------|----------|-----------|-----------|-----------|----------|
| Rabon, Evan | 57 | 2460 | 43.2 | 65 | 3 | 18 | 18 | 13 | 0 |
| COASTAL..... | 57 | 2460 | 43.2 | 65 | 3 | 18 | 18 | 13 | 0 |
| Opponents..... | 53 | 2200 | 41.5 | 58 | 2 | 13 | 18 | 9 | 0 |

| KICKOFFS | No. | Yds | Avg | TB | OB | Retn | Net | YdLn |
|-----------------------|-----------|-------------|-------------|-----------|----------|-------------|-------------|-----------|
| Rabon, Evan | 33 | 1940 | 58.8 | 7 | 1 | | | |
| Ishibashi, Masamitsu | 23 | 1364 | 59.3 | 2 | 0 | | | |
| COASTAL..... | 56 | 3304 | 59.0 | 9 | 1 | 1082 | 35.7 | 29 |
| Opponents..... | 74 | 4552 | 61.5 | 25 | 0 | 1036 | 39.1 | 25 |

| ALL PURPOSE | G | Rush | Rec | PR | KOR | IR | Tot | Avg/G |
|-----------------------|-----------|-------------|-------------|------------|-------------|------------|-------------|--------------|
| Tyler, Ky'Jon | 11 | 73 | 313 | 64 | 683 | 0 | 1133 | 103.0 |
| Williams, Malcolm | 12 | 73 | 793 | 8 | 219 | 0 | 1093 | 91.1 |
| Jones, Chris | 10 | 45 | 536 | 113 | 123 | 0 | 817 | 81.7 |
| Abercrombie, Osharmar | 12 | 724 | 73 | 0 | 0 | 0 | 797 | 66.4 |
| Outlow, Marcus | 10 | 279 | 78 | 0 | 7 | 0 | 364 | 36.4 |
| James, Alex | 12 | 274 | 61 | 0 | 0 | 0 | 335 | 27.9 |
| Black, Omar | 9 | 0 | 271 | 0 | 0 | 0 | 271 | 30.1 |
| Hairston, Jacqez | 12 | 140 | 11 | 0 | 0 | 0 | 151 | 12.6 |
| Demos, Dalton | 7 | 103 | 0 | 0 | 0 | 0 | 103 | 14.7 |
| Collins Jr., Larry | 12 | 0 | 92 | 0 | 0 | 0 | 92 | 7.7 |
| Wattley, Fitz | 12 | 0 | 0 | 0 | 0 | 82 | 82 | 6.8 |
| Keane, Tyler | 10 | 83 | -21 | 0 | 0 | 0 | 62 | 6.2 |
| Anderson, Kilton | 6 | 58 | 0 | 0 | 0 | 0 | 58 | 9.7 |
| Kjosa, Maxwell | 12 | 0 | 41 | 0 | 0 | 0 | 41 | 3.4 |
| Thrasher, Chance | 2 | 32 | 0 | 0 | 0 | 0 | 32 | 16.0 |
| Carey, Preston | 12 | 0 | 0 | 0 | 2 | 28 | 30 | 2.5 |
| Bennett, Ra'Quan | 6 | 11 | 0 | 0 | 0 | 0 | 11 | 1.8 |
| Holmes, T'Qele | 10 | 11 | 0 | 0 | 0 | 0 | 11 | 1.1 |
| Brown, Laquay | 12 | 0 | 8 | 0 | 0 | 0 | 8 | 0.7 |
| Anderson, Josh | 10 | 0 | 7 | 0 | 0 | 0 | 7 | 0.7 |
| Bradshaw, Gary | 6 | 0 | 6 | 0 | 0 | 0 | 6 | 1.0 |
| Kryst, Chandler | 12 | 0 | 0 | 0 | 0 | 5 | 5 | 0.4 |
| Howard, Amir | 10 | 0 | 0 | 0 | 2 | 0 | 2 | 0.2 |
| Bradley, Austin | 1 | -8 | 0 | 0 | 0 | 0 | -8 | -8.0 |
| TEAM | 6 | -23 | 0 | 0 | 0 | 0 | -23 | -3.8 |
| COASTAL..... | 12 | 1875 | 2269 | 185 | 1036 | 115 | 5480 | 456.7 |
| Opponents..... | 12 | 2034 | 2895 | 140 | 1082 | 86 | 6237 | 519.8 |





2017 SEASON IN REVIEW

COASTAL INDIVIDUAL DEFENSIVE STATISTICS

| DEFENSIVE STATS | GP-GS | -----Tackles----- | | | TFL/Yds | -Sacks- | | -----Pass Def----- | | | -Fumbles- | | Blkd Kick | Saf |
|-----------------------|-------------|-------------------|------------|------------|-----------------|---------------|--------------|--------------------|-----------|-------------|-----------|----------|-----------|-----|
| | | Solo | Ast | Total | | No-Yards | Int-Yds | BrUp | QBH | Rcv-Yds | FF | | | |
| 9 Johnson, Shane | 10-9 | 45 | 56 | 101 | 6.5-20 | 1.0-10 | . | 1 | 1 | . | 1 | . | . | |
| 20 Wattley, Fitz | 12-12 | 44 | 38 | 82 | 0.5-1 | . | 3-82 | 1 | . | . | . | . | . | |
| 29 Kelly, Silas | 11-10 | 39 | 36 | 75 | 5.5-14 | 1.5-6 | . | 1 | 2 | . | . | . | . | |
| 3 Williamson, Marcus | 11-11 | 29 | 28 | 57 | 8.0-57 | 4.0-39 | . | 2 | 6 | . | . | 1 | . | |
| 17 Chesley, Anthony | 12-12 | 37 | 18 | 55 | 2.0-9 | . | . | 8 | . | 1-50 | . | 1 | . | |
| 2 Hears, Dontay | 12-11 | 36 | 17 | 53 | 3.5-7 | . | . | 6 | . | . | 1 | . | . | |
| 46 White, Myles | 12-11 | 22 | 31 | 53 | 5.5-12 | . | . | 2 | 5 | 1-0 | . | . | . | |
| 27 Howard, Amir | 10-5 | 28 | 23 | 51 | . | . | . | 1 | . | . | 1 | . | . | |
| 6 Johnson, Kerron | 12-5 | 31 | 19 | 50 | 7.5-23 | . | . | . | 2 | . | . | . | . | |
| 52 Brewer, C.J. | 12-1 | 15 | 18 | 33 | 2.5-16 | 2.0-15 | . | 2 | 1 | . | 2 | . | . | |
| 93 Tolbert, Ja'ree | 12-12 | 11 | 22 | 33 | 3.5-7 | 1.5-6 | . | . | 1 | . | . | . | . | |
| 11 Clark, Nicholas | 9-6 | 14 | 13 | 27 | 0.5-1 | . | . | . | . | 2-31 | . | . | . | |
| 14 Carey, Preston | 12-4 | 17 | 10 | 27 | 2.0-1 | . | 2-28 | 10 | . | . | . | . | . | |
| 94 Gunter, Jeffrey | 12-1 | 11 | 15 | 26 | 3.5-6 | . | . | . | 1 | . | . | . | . | |
| 49 Heft, James | 11-2 | 13 | 10 | 23 | 2.0-8 | 1.0-6 | . | . | . | . | . | . | . | |
| 25 Paul, Laqavious | 9-3 | 11 | 12 | 23 | 1.0-1 | . | . | 1 | 1 | . | . | . | . | |
| 90 Price, Dwayne | 11-11 | 6 | 15 | 21 | 1.5-2 | . | . | 1 | . | . | . | . | . | |
| 97 Jackson, Tarron | 8-1 | 11 | 9 | 20 | 4.5-31 | 3.5-28 | . | . | 1 | . | 1 | . | . | |
| 10 Brown, Jave | 8-2 | 10 | 7 | 17 | 1.0-1 | . | . | 3 | 1 | . | . | . | . | |
| 92 Walker, Jalin | 12-0 | 5 | 7 | 12 | 3.0-11 | . | . | . | 1 | 1-0 | 1 | . | . | |
| 13 Kryst, Chandler | 12-0 | 6 | 5 | 11 | . | . | 0-5 | . | . | 1-0 | 1 | . | . | |
| 5 Smith, Calvin | 9-1 | 5 | 3 | 8 | . | . | . | . | . | . | . | . | . | |
| 23 D'Angelo, Lorenzo | 12-0 | 5 | 3 | 8 | . | . | . | . | . | . | . | . | . | |
| 99 Clayton, Jonathan | 10-0 | 1 | 6 | 7 | 1.0-2 | 0.5-2 | . | . | . | . | . | . | . | |
| 33 Hall, Allen | 7-0 | 3 | 2 | 5 | . | . | . | . | . | . | . | . | . | |
| 1 Church, Eric | 11-2 | 1 | 3 | 4 | . | . | . | . | . | . | . | . | . | |
| 15 Smith, Johnathan | 9-0 | . | 2 | 2 | . | . | . | . | . | . | . | . | . | |
| 28 Hairston, Jacqez | 12-1 | 2 | . | 2 | . | . | . | . | . | . | . | . | . | |
| 88 Brown, Laquay | 12-6 | 2 | . | 2 | . | . | . | . | . | . | . | . | . | |
| 53 Culbertson, Ryan | 6-0 | 2 | . | 2 | . | . | . | . | . | . | . | . | . | |
| 36 Drinkard, Derambe | 6-0 | 2 | . | 2 | . | . | . | . | . | . | . | . | . | |
| 85 Holmes, T'Qele | 10-0 | 1 | 1 | 2 | . | . | . | . | . | . | . | . | . | |
| 35 Rabon, Evan | 12-0 | 2 | . | 2 | . | . | . | . | . | . | . | . | . | |
| 47 Kjosa, Maxwell | 12-5 | . | 1 | 1 | . | . | . | . | . | . | . | . | . | |
| 76 Hoffman, Brock | 12-10 | 1 | . | 1 | . | . | . | . | . | . | . | . | . | |
| 22 James, Alex | 12-6 | 1 | . | 1 | . | . | . | . | . | . | . | . | . | |
| 4 Black, Omar | 9-6 | . | 1 | 1 | . | . | . | . | . | . | . | . | . | |
| 7 Claybourne, Mallory | 3-0 | . | 1 | 1 | . | . | . | . | . | . | . | . | . | |
| 42 Kubala, Connor | 6-0 | 1 | . | 1 | . | . | . | . | . | . | . | . | . | |
| COASTAL..... | 12-0 | 470 | 432 | 902 | 65-230 | 15-112 | 5-115 | 39 | 23 | 6-81 | 8 | 2 | . | |
| Opponents..... | 12-0 | 458 | 316 | 774 | 76.0-293 | 28-157 | 11-86 | 50 | 28 | 7-64 | 9 | . | . | |





2018 COASTAL CAROLINA FOOTBALL MEDIA GUIDE



2017 SEASON IN REVIEW

2017 COASTAL CAROLINA STARRERS

| OFFENSE | LT | LG | C | RG | RT | TE | WR | WR | RB | RB | QB |
|----------------------|----------|----------|---------|--------|-----------|------------------|----------|----------|---------------|-------------|-------------|
| UMass | Mitchell | Lawhorn | Hoffman | Carter | E. Howard | Kjosa | Williams | C. Jones | Tyler (WR) | Abercrombie | Keane |
| at UAB | Mitchell | Lawhorn | McBride | Carter | E. Howard | Kjosa | Williams | C. Jones | Black (WR) | Abercrombie | Keane |
| Western Illinois | Mitchell | Lawhorn | McBride | Carter | E. Howard | Kjosa | Williams | Black | L. Brown (TE) | Abercrombie | Keane |
| at ULM | Mitchell | Lawhorn | Hoffman | Carter | E. Howard | L. Brown | Williams | Black | James | Abercrombie | Thrasher |
| Georgia State | Mitchell | Lawhorn | Hoffman | Carter | E. Howard | Kjosa | Williams | Black | James | Abercrombie | Keane |
| at Arkansas State | Mitchell | Lawhorn | Hoffman | Carter | E. Howard | J. Anderson (WR) | Williams | C. Jones | Tyler (WR) | Abercrombie | Keane |
| at Appalachian State | Mitchell | Franklin | Hoffman | Carter | E. Howard | Kjosa | Williams | Tyler | L. Brown (TE) | Abercrombie | Keane |
| Texas State | Bedosky | Franklin | Hoffman | Carter | E. Howard | L. Brown | Williams | Black | James | Abercrombie | Keane |
| at Arkansas | Bedosky | Franklin | Hoffman | Carter | E. Howard | L. Brown | Williams | Black | Tyler (WR) | James | Keane |
| Troy | Bedosky | Franklin | Hoffman | Carter | E. Howard | L. Brown | Williams | Tyler | Hairston | Abercrombie | K. Anderson |
| at Idaho | Bedosky | Franklin | Hoffman | Carter | E. Howard | Collins (WR) | Williams | C. Jones | James | Abercrombie | K. Anderson |
| Georgia Southern | Bedosky | Franklin | Hoffman | Carter | E. Howard | Tyler (WR) | Williams | C. Jones | James | Abercrombie | K. Anderson |

| DEFENSE | DE | DT | DT | DE | WILL | MIKE | HERO | CB | Safety | Safety | CB |
|----------------------|------------|---------|--------|--------|---------------|------------------|------------------|-------|---------|-----------|---------|
| UMass | Jackson | Tolbert | Price | White | Kelly | S. Johnson | Paul | Carey | Wattley | Clark | Chesley |
| at UAB | Williamson | Tolbert | Price | White | Kelly | A. Howard (Nick) | Paul | Hears | Wattley | Clark | Chesley |
| Western Illinois | Williamson | Tolbert | Price | White | Kelly | Heft | K. Johnson | Hears | Wattley | Clark | Chesley |
| at ULM | Williamson | Tolbert | Price | White | Kelly | Heft | A. Howard (Nick) | Hears | Wattley | J. Brown | Chesley |
| Georgia State | Williamson | Tolbert | Price | White | Kelly | S. Johnson | Church (Nick) | Hears | Wattley | J. Brown | Chesley |
| at Arkansas State | Williamson | Tolbert | Price | White | Kelly | S. Johnson | Carey (Nick) | Hears | Wattley | A. Howard | Chesley |
| at Appalachian State | Williamson | Tolbert | Price | White | Kelly | S. Johnson | K. Johnson | Hears | Wattley | A. Howard | Chesley |
| Texas State | Williamson | Tolbert | Brewer | White | Church (Nick) | S. Johnson | K. Johnson | Carey | Wattley | Clark | Chesley |
| at Arkansas | Williamson | Tolbert | Price | Gunter | Paul | S. Johnson | K. Johnson | Hears | Wattley | Clark | Chesley |
| Troy | Williamson | Tolbert | Price | White | Kelly | S. Johnson | Carey (Nick) | Hears | Wattley | C. Smith | Chesley |
| at Idaho | Williamson | Tolbert | Price | White | Kelly | S. Johnson | Carey (Nick) | Hears | Wattley | A. Howard | Chesley |
| Georgia Southern | Williamson | Tolbert | Price | White | Kelly | S. Johnson | K. Johnson | Hears | Wattley | Clark | Chesley |

COASTAL INDIVIDUAL OFFENSIVE GAME-BY-GAME STATS

TYLER KEANE 2017 GAME-BY-GAME PASSING

| Game | G/GS | Att | Comp | Int | Pct | Yards | TD | Long | Sack | Yds | Effic |
|-------------------|------------|------------|------------|----------|-------------|-------------|-----------|-----------|-----------|-----------|--------------|
| UMass | */* | 17 | 9 | 0 | 52.9 | 78 | 1 | 15 | 0 | 0 | 110.9 |
| at UAB | */* | 16 | 7 | 3 | 43.8 | 75 | 0 | 19 | 1 | 1 | 45.6 |
| Western Illinois | */* | 11 | 6 | 0 | 54.5 | 85 | 0 | 50 | 3 | 13 | 119.5 |
| at ULM | */- | 31 | 18 | 2 | 58.1 | 329 | 4 | 86 | 3 | 19 | 176.9 |
| Georgia State | */* | 26 | 18 | 0 | 69.2 | 239 | 3 | 45 | 2 | 9 | 184.5 |
| at Arkansas State | */* | 13 | 8 | 0 | 61.5 | 98 | 0 | 33 | 1 | 6 | 124.9 |
| at App State | */* | 29 | 17 | 0 | 58.6 | 332 | 2 | 73 | 2 | 7 | 177.5 |
| Texas State | */* | 16 | 8 | 0 | 50.0 | 91 | 0 | 28 | 0 | 0 | 97.8 |
| at Arkansas | */* | 11 | 9 | 0 | 81.8 | 113 | 1 | 43 | 1 | 2 | 198.1 |
| Troy | DNP-Inj | | | | | | | | | | |
| at Idaho | DNP-Inj | | | | | | | | | | |
| Georgia Southern | DNP-Inj | | | | | | | | | | |
| TOTALS | 9/8 | 170 | 100 | 5 | 58.8 | 1440 | 11 | 86 | 13 | 57 | 145.4 |

DALTON DEMOS 2017 GAME-BY-GAME PASSING

| Game | G/GS | Att | Comp | Int | Pct | Yards | TD | Long | Sack | Yds | Effic |
|-------------------|------------|-----------|----------|----------|-------------|-----------|----------|-----------|----------|----------|-------------|
| UMass | */- | 1 | 1 | 0 | 100.0 | 2 | 0 | 2 | 0 | 0 | 116.8 |
| at UAB | */- | 7 | 2 | 0 | 28.6 | 25 | 0 | 16 | 0 | 0 | 58.6 |
| Western Illinois | */- | 2 | 0 | 1 | 0.0 | 0 | 0 | 0 | 0 | 0 | -100.0 |
| at ULM | */- | 1 | 0 | 0 | 0.0 | 0 | 0 | 0 | 0 | 0 | 0.0 |
| Georgia State | */- | 0 | 0 | 0 | 0.0 | 0 | 0 | 0 | 0 | 0 | 0.0 |
| at Arkansas State | */- | 0 | 0 | 0 | 0 | 0 | 0 | 0 | 0 | 0 | 0.0 |
| at App State | DNP-Inj | | | | | | | | | | |
| Texas State | DNP-Inj | | | | | | | | | | |
| at Arkansas | DNP | | | | | | | | | | |
| Troy | DNP | | | | | | | | | | |
| at Idaho | DNP | | | | | | | | | | |
| Georgia Southern | */- | 0 | 0 | 0 | 0 | 0 | 0 | 0 | 0 | 0 | 0.0 |
| TOTALS | 7/0 | 11 | 3 | 1 | 27.3 | 27 | 0 | 16 | 0 | 0 | 29.7 |

AUSTIN BRADLEY 2017 GAME-BY-GAME PASSING

| Game | G/GS | Att | Comp | Int | Pct | Yards | TD | Long | Sack | Yds | Effic |
|------------------|------------|----------|----------|----------|----------|----------|----------|----------|----------|----------|----------|
| Western Illinois | */- | 0 | 0 | 0 | 0 | 0 | 0 | 0 | 0 | 0 | 0 |
| TOTALS | 1/0 | 0 | 0 | 0 | 0 | 0 | 0 | 0 | 0 | 0 | 0 |

KILTON ANDERSON 2017 GAME-BY-GAME PASSING

| DID NOT PLAY FIRST FIVE GAMES, MISSED ONE DUE TO INJURY | | | | | | | | | | | |
|---|------------|------------|-----------|----------|-------------|------------|----------|-----------|-----------|-----------|--------------|
| Game | G/GS | Att | Comp | Int | Pct | Yards | TD | Long | Sack | Yds | Effic |
| Arkansas State | */- | 16 | 5 | 0 | 31.2 | 133 | 1 | 51 | 2 | 21 | 121.7 |
| at App State | DNP | | | | | | | | | | |
| Texas State | */- | 11 | 5 | 0 | 45.5 | 58 | 0 | 17 | 1 | 5 | 89.7 |
| at Arkansas | */- | 17 | 6 | 0 | 35.3 | 115 | 2 | 40 | 0 | 0 | 130.9 |
| Troy | */* | 25 | 13 | 2 | 52.0 | 157 | 2 | 44 | 5 | 25 | 115.2 |
| Idaho | */* | 23 | 11 | 0 | 47.8 | 100 | 0 | 17 | 2 | 24 | 84.3 |
| Georgia Southern | */* | 17 | 9 | 1 | 52.9 | 180 | 2 | 67 | 4 | 13 | 168.9 |
| TOTALS | 6/3 | 109 | 49 | 3 | 45.0 | 743 | 7 | 67 | 14 | 88 | 117.9 |

CHANGE THRASHER 2017 GAME-BY-GAME PASSING

| Game | G/GS | Att | Comp | Int | Pct | Yards | TD | Long | Sack | Yds | Effic |
|-------------------|------------|-----------|----------|----------|-------------|-----------|----------|-----------|----------|----------|-------------|
| UMass | DNP | | | | | | | | | | |
| at UAB | DNP | | | | | | | | | | |
| Western Illinois | */- | 10 | 5 | 2 | 50.0 | 52 | 0 | 23 | 0 | 0 | 53.7 |
| at ULM | */* | 0 | 0 | 0 | 0 | 0 | 0 | 0 | 0 | 0 | 0 |
| Georgia State | DNP-Inj | | | | | | | | | | |
| at Arkansas State | DNP-Inj | | | | | | | | | | |
| at App State | DNP-Inj | | | | | | | | | | |
| Texas State | DNP-Inj | | | | | | | | | | |
| at Arkansas | DNP-Inj | | | | | | | | | | |
| Troy | DNP-Inj | | | | | | | | | | |
| at Idaho | DNP-Inj | | | | | | | | | | |
| Georgia Southern | DNP-Inj | | | | | | | | | | |
| TOTALS | 2/1 | 10 | 5 | 2 | 50.0 | 52 | 0 | 23 | 0 | 0 | 53.7 |

AUSTIN WILSON 2017 GAME-BY-GAME PASSING

| ONLY PLAYED THE TROY AND IDAHO GAMES | | | | | | | | | | | |
|--------------------------------------|------------|----------|----------|----------|-------------|----------|----------|----------|----------|----------|-------------|
| Game | G/GS | Att | Comp | Int | Pct | Yards | TD | Long | Sack | Yds | Effic |
| Troy | */- | 3 | 1 | 0 | 33.3 | 7 | 0 | 7 | 0 | 0 | 52.9 |
| Idaho | */- | 1 | 0 | 0 | 0.0 | 0 | 0 | 0 | 0 | 0 | 0.0 |
| TOTALS | 2/0 | 4 | 1 | 0 | 25.0 | 7 | 0 | 7 | 0 | 0 | 39.7 |



2018 COASTAL CAROLINA FOOTBALL MEDIA GUIDE



2017 SEASON IN REVIEW

COASTAL INDIVIDUAL OFFENSIVE GAME-BY-GAME STATS

| RUSHINGNo-Yds/TD | UMass | UAB | WIU | ULM | Ga St | Ark St | App | Tx St | Arkansas | Troy | Idaho | Ga Sou |
|-----------------------------------|----------|---------|--------|---------|--------|----------|---------|-------|----------|---------|---------|----------|
| Abercrombie, Osharmar.. 140-724/7 | 17-149/2 | 19-75/2 | 9-18/0 | 13-51/0 | 9-42/0 | 10-102/0 | 11-53/1 | 4-5/0 | 6-15/0 | 14-55/0 | 9-26/0 | 19-133/2 |
| Outlow, Marcus..... 61-279/1 | 8-55/0 | 6--3/0 | 4-66/0 | 8-25/1 | 7-21/0 | 7-26/0 | 7-37/0 | DNP | DNP | 2-11/0 | 6-21/0 | 6-20/0 |
| James, Alex..... 55-274/4 | 5-49/0 | 4-35/0 | 3-31/1 | 4-21/1 | 2--3/0 | 4-25/0 | 3--2/0 | 5-4/0 | 10-13/1 | 5-20/0 | 10-81/1 | - |
| Hairston, Jacqez..... 24-140/0 | - | 2-23/0 | 1-2/0 | - | - | 5-42/0 | - | 2-4/0 | 9-45/0 | 2-9/0 | 3-15/0 | - |
| Demos, Dalton..... 30-103/3 | 7-28/2 | 10-51/0 | 3--1/0 | 3-4/0 | 3-11/0 | 2--4/1 | DNP | DNP | DNP | DNP | DNP | 2-14/0 |
| Keane, Tyler..... 39-83/0 | 2-9/0 | 2-8/0 | 5-4/0 | 9-1/0 | 7-32/0 | 2-4/0 | 8-20/0 | 2-8/0 | 2--3/0 | DNP | DNP | - |
| Williams, Malcolm..... 14-73/0 | 1-17/0 | 3-27/0 | - | - | 2-8/0 | 1-15/0 | 1--6/0 | 2-0/0 | 2-10/0 | - | 2-2/0 | - |
| Tyler, Ky'Jon..... 11-73/0 | 3-3/0 | 1-7/0 | 2-25/0 | - | 2-16/0 | - | - | 1-8/0 | 2-14/0 | - | DNP | - |
| Anderson, Kilton..... 51-58/0 | DNP | DNP | DNP | DNP | DNP | 5--19/0 | DNP | 4-5/0 | 7-37/0 | 14--1/0 | 8-14/0 | 13-22/0 |
| Jones, Chris..... 4-45/0 | 1-20/0 | 1-9/0 | DNP | DNP | - | - | - | - | - | - | 2-16/0 | - |
| Thrasher, Chance..... 4-32/0 | DNP | DNP | 3-22/0 | 1-10/0 | DNP | DNP | DNP | DNP | DNP | DNP | DNP | DNP |
| Holmes, T'Qele..... 1-11/0 | - | DNP | - | - | - | 1-11/0 | DNP | - | - | - | - | - |
| Bennett, Ra'Quan..... 1-11/0 | DNP | DNP | 1-11/0 | - | - | DNP | DNP | DNP | DNP | - | - | - |
| Bradley, Austin..... 4--8/0 | DNP | DNP | 4--8/0 | DNP | DNP | DNP | DNP | DNP | DNP | DNP | DNP | DNP |
| TEAM..... 7--23/ | 3--9/0 | 1--5/0 | - | - | - | 1--5/0 | - | - | - | - | - | 2--4/0 |

| RECEIVINGNo-Yds/TD | UMass | UAB | WIU | ULM | Ga St | Ark St | App | Tx St | Arkansas | Troy | Idaho | Ga Sou |
|-----------------------------------|--------|--------|--------|---------|--------|--------|---------|--------|----------|--------|--------|---------|
| Williams, Malcolm..... 43-793/7 | - | 1-12/0 | 5-79/0 | 9-266/2 | 5-55/0 | 1-26/0 | 3-44/1 | - | 7-95/1 | 4-60/1 | 4-36/0 | 4-120/2 |
| Jones, Chris..... 26-536/4 | 1-13/1 | 1-19/0 | DNP | DNP | 2-67/0 | 2-75/1 | 4-96/0 | 5-65/0 | 4-106/1 | 3-58/1 | 3-36/0 | 1-1/0 |
| Tyler, Ky'Jon..... 23-313/2 | 5-38/0 | 1-16/0 | 1-9/0 | - | 4-21/1 | 3-37/0 | 5-141/1 | 2-14/0 | - | - | DNP | 2-37/0 |
| Black, Omar..... 20-271/2 | - | 2-18/0 | 1-6/0 | 3-42/0 | 5-75/1 | 5-88/0 | - | 1-17/0 | 3-25/1 | DNP | DNP | DNP |
| Collins Jr., Larry..... 9-92/1 | 1-8/0 | - | 2-37/0 | 2-17/0 | 1-5/1 | - | - | 1-7/0 | - | - | 2-18/0 | - |
| Outlow, Marcus..... 9-78/0 | 1-12/0 | 1-9/0 | 1-14/0 | - | - | - | 2-16/0 | DNP | DNP | 2-2/0 | 1-10/0 | 1-15/0 |
| Abercrombie, Osharmar..... 8-73/0 | 1-7/0 | 1-12/0 | - | 1-5/0 | - | - | 2-29/0 | 1-2/0 | - | 2-18/0 | - | - |
| James, Alex..... 11-61/0 | 1-2/0 | 2-14/0 | 1--8/0 | - | - | 2-5/0 | 1-6/0 | 2-33/0 | 1-2/0 | 1-7/0 | - | - |
| Kjosa, Maxwell..... 4-41/2 | - | - | - | 2-14/2 | 1-16/0 | - | - | - | - | 1-11/0 | - | - |
| Hairston, Jacqez..... 2-11/0 | - | - | - | - | - | - | - | 1-11/0 | - | - | 1-0/0 | - |
| Brown, Laquay..... 1-8/0 | - | - | - | - | - | - | - | - | - | 1-8/0 | - | - |
| Anderson, Josh..... 1-7/0 | - | - | DNP | - | - | - | DNP | - | - | - | - | 1-7/0 |
| Bradshaw, Gary..... 1-6/0 | DNP | - | - | 1-6/0 | - | - | DNP | DNP | DNP | DNP | - | DNP |

| PUNT RETURN No-Yds/TD | UMass | UAB | WIU | ULM | Ga St | Ark St | App | Tx St | Arkansas | Troy | Idaho | Ga Sou |
|------------------------------|-------|------|------|------|-------|--------|------|-------|----------|------|-------|--------|
| Jones, Chris..... 15-113 | 4-46 | 1-9 | DNP | DNP | 1-7 | - | 1-13 | 1-0 | - | 1-2 | 3-20 | 3-16 |
| Tyler, Ky'Jon..... 9-64 | - | 2-38 | 2-28 | 2--6 | 1-0 | 1-0 | - | - | 1-4 | - | DNP | - |
| Williams, Malcolm..... 1-8 | - | - | 1-8 | - | - | - | - | - | - | - | - | - |

| KICK RETURN .No-Yds/TD | UMass | UAB | WIU | ULM | Ga St | Ark St | App | Tx St | Arkansas | Troy | Idaho | Ga Sou |
|-------------------------------|-------|------|-------|-------|-------|--------|------|-------|----------|-------|-------|--------|
| Tyler, Ky'Jon..... 29-683 | 4-71 | 1-41 | 6-129 | 4-144 | 4-72 | 3-40 | 1-19 | - | 1-15 | 5-152 | DNP | - |
| Williams, Malcolm..... 10-219 | - | - | 1-15 | 1-15 | - | 2-29 | 1-37 | 4-79 | - | - | 1-44 | - |
| Jones, Chris..... 7-123 | - | 2-34 | DNP | DNP | - | 2-31 | 3-58 | - | - | - | - | - |
| Outlow, Marcus..... 1-7 | - | - | - | - | - | 1-7 | - | DNP | DNP | - | - | - |

| INT RETURNNo-Yds/TD | UMass | UAB | WIU | ULM | Ga St | Ark St | App | Tx St | Arkansas | Troy | Idaho | Ga Sou |
|----------------------------------|-------|-----|-----|-----|-------|--------|-----|-------|----------|------|-------|--------|
| Wattley, Fitz..... 2-42 | - | - | - | - | 1-37 | - | - | 1-5 | - | - | - | - |
| Carey, Preston..... 2-28 | - | - | - | - | - | - | - | - | - | 1-28 | - | 1-0 |





2018 COASTAL CAROLINA FOOTBALL MEDIA GUIDE



2017 SEASON IN REVIEW

COASTAL INDIVIDUAL DEFENSIVE GAME-BY-GAME STATS

| TACKLES..... | UA-A | Total | UMass | UAB | WIU | ULM | Ga St | Ark St | App | Tx St | Arkansas | Troy | Idaho | Ga Sou |
|-------------------------|-------|-------|-------|-----|-----|-----|-------|--------|-----|-------|----------|------|-------|--------|
| Johnson, Shane | 45-56 | 101 | 3-4 | 2-1 | DNP | DNP | 7-5 | 4-5 | 6-3 | 9-10 | 2-5 | 2-9 | 8-3 | 2-11 |
| Wattley, Fitz | 44-38 | 82 | 6-5 | 3-3 | 5-6 | 4-1 | 2-4 | 4-3 | 2-1 | 7-3 | 3-1 | 2-6 | 3-2 | 3-3 |
| Kelly, Silas..... | 39-36 | 75 | 5-4 | 6-2 | 1-4 | 8-3 | 2-1 | 1-6 | 5-0 | DNP | 2-3 | 2-4 | 4-0 | 3-9 |
| Williamson, Marcus..... | 29-28 | 57 | DNP | 7-1 | 1-3 | 5-3 | 2-2 | 0-1 | 4-2 | 4-2 | 1-1 | 1-5 | 3-1 | 1-7 |
| Chesley, Anthony..... | 37-18 | 55 | 2-1 | 2-0 | 3-1 | 0-1 | 7-1 | 0-5 | 3-0 | 11-2 | 3-0 | 5-3 | 0-1 | 1-3 |
| White, Myles | 22-31 | 53 | 1-2 | 3-0 | 2-7 | 2-4 | 1-2 | 3-0 | 1-4 | 1-2 | 1-1 | 0-1 | 5-1 | 2-7 |
| Hears, Dontay | 36-17 | 53 | 5-1 | 2-0 | 1-2 | 3-1 | 2-0 | 2-2 | 3-2 | 3-2 | 5-1 | 2-4 | 4-1 | 4-1 |
| Howard, Amir..... | 28-23 | 51 | 1-2 | 1-4 | 2-2 | 8-2 | 1-1 | 4-8 | - | DNP | 1-0 | 4-2 | 6-2 | DNP |
| Johnson, Kerron | 31-19 | 50 | 4-0 | 1-0 | 5-3 | 2-1 | - | 2-2 | 5-6 | 4-3 | 6-3 | - | 2-0 | 0-1 |
| Tolbert, Ja'ree..... | 11-22 | 33 | 1-0 | - | 0-1 | 3-1 | 1-3 | 0-3 | 2-1 | 2-4 | 1-1 | 0-8 | - | 1-0 |
| Brewer, C.J..... | 15-18 | 33 | 3-0 | 1-0 | 0-2 | 0-1 | 1-2 | 2-0 | 0-2 | 3-4 | 0-2 | 2-3 | 2-0 | 1-2 |
| Carey, Preston..... | 17-10 | 27 | 1-2 | 2-0 | - | - | 1-0 | 5-2 | - | 1-1 | - | 2-2 | 2-1 | 3-2 |
| Clark, Nicholas | 14-13 | 27 | 2-1 | 2-1 | 1-0 | 1-0 | DNP | 0-1 | 2-2 | 2-2 | 2-2 | DNP | DNP | 2-4 |
| Gunter, Jeffrey..... | 11-15 | 26 | 0-2 | 4-1 | 0-1 | 2-1 | 0-1 | 2-2 | 0-1 | 2-0 | 0-3 | 1-0 | - | 0-3 |
| Paul, Laqavious..... | 11-12 | 23 | 0-3 | 4-2 | DNP | DNP | - | 1-0 | 0-1 | 4-3 | 2-2 | 0-1 | DNP | - |
| Heft, James | 13-10 | 23 | DNP | 1-0 | 5-6 | 4-2 | 1-0 | 0-1 | 1-1 | 1-0 | - | - | - | - |
| Price, Dwayne | 6-15 | 21 | 1-0 | 1-0 | 0-1 | 1-0 | 0-4 | 0-1 | 2-1 | DNP | 0-1 | 0-4 | 0-1 | 1-2 |
| Jackson, Tarron | 11-9 | 20 | 4-0 | 1-2 | 1-1 | 1-1 | 1-3 | 0-1 | - | 3-1 | DNP | DNP | DNP | DNP |
| Brown, Jave | 10-7 | 17 | DNP | - | 2-1 | 4-2 | 4-2 | 0-1 | - | - | DNP | 0-1 | DNP | DNP |
| Walker, Jalin..... | 5-7 | 12 | - | - | - | 1-1 | 1-1 | 1-1 | - | 0-1 | 0-1 | - | 1-1 | 1-1 |
| Kryst, Chandler..... | 6-5 | 11 | 0-1 | 3-1 | - | 0-1 | 1-1 | 0-1 | 1-0 | - | - | 1-0 | - | - |
| D'Angelo, Lorenzo | 5-3 | 8 | - | - | 0-1 | - | 1-0 | - | 0-1 | - | 1-1 | - | 2-0 | 1-0 |
| Smith, Calvin | 5-3 | 8 | 1-0 | - | - | 1-1 | 0-1 | - | DNP | 1-0 | - | 2-1 | DNP | DNP |
| Clayton, Jonathan..... | 1-6 | 7 | 0-1 | - | - | - | 1-0 | 0-2 | 0-1 | 0-1 | DNP | DNP | - | 0-1 |
| Hall, Allen..... | 3-2 | 5 | - | 1-0 | - | 2-1 | - | DNP | 0-1 | - | DNP | DNP | DNP | DNP |
| Church, Eric..... | 1-3 | 4 | 0-2 | - | - | DNP | - | 1-0 | - | - | - | - | - | 0-1 |
| Smith, Johnathan..... | 0-2 | 2 | 0-1 | DNP | DNP | 0-1 | - | - | - | - | - | - | - | DNP |
| Holmes, T'Qele..... | 1-1 | 2 | - | DNP | - | - | - | - | DNP | 0-1 | 1-0 | - | - | - |
| Rabon, Evan | 2-0 | 2 | - | - | - | - | - | 1-0 | - | - | - | - | - | 1-0 |
| Drinkard, Derambez..... | 2-0 | 2 | DNP | DNP | DNP | DNP | DNP | DNP | - | - | - | 1-0 | - | 1-0 |
| Culbertson, Ryan..... | 2-0 | 2 | DNP | DNP | DNP | DNP | DNP | DNP | - | 2-0 | - | - | - | - |
| Hairston, Jacqez..... | 2-0 | 2 | - | - | - | - | - | - | - | - | 1-0 | 1-0 | - | - |

| SACKS | UA-A | Total | UMass | UAB | WIU | ULM | Ga St | Ark St | App | Tx St | Arkansas | Troy | Idaho | Ga Sou |
|-------------------------|------|-------|-------|-------|-------|-------|--------|--------|-------|--------|----------|-------|--------|--------|
| Williamson, Marcus..... | 4-0 | 4.0 | DNP | 1.0-8 | - | - | 1.0-10 | - | 1.0-6 | - | - | - | 1.0-15 | - |
| Jackson, Tarron | 3-1 | 3.5 | 1.0-7 | 0.5-5 | 1.0-8 | - | - | - | - | 1.0-8 | DNP | DNP | DNP | DNP |
| Brewer, C.J..... | 2-0 | 2.0 | - | - | - | - | - | - | - | - | - | 1.0-8 | 1.0-7 | - |
| Tolbert, Ja'ree..... | 1-1 | 1.5 | - | - | - | - | - | 0.5-1 | - | 1.0-5 | - | - | - | - |
| Kelly, Silas..... | 1-1 | 1.5 | - | 0.5-5 | - | - | - | - | - | DNP | - | - | - | 1.0-1 |
| Johnson, Shane | 1-0 | 1.0 | - | - | DNP | DNP | - | - | - | 1.0-10 | - | - | - | - |
| Heft, James | 1-0 | 1.0 | DNP | - | - | 1.0-6 | - | - | - | - | - | - | - | - |
| Clayton, Jonathan..... | 0-1 | 0.5 | - | - | - | - | - | 0.5-2 | - | - | DNP | DNP | - | - |

| TACKLES FOR LOSS. UA-A | Total | UMass | UAB | WIU | ULM | Ga St | Ark St | App | Tx St | Arkansas | Troy | Idaho | Ga Sou | |
|-------------------------|-------|-------|--------|-------|-------|-------|--------|-------|-------|----------|-------|--------|--------|-------|
| Williamson, Marcus..... | 7-2 | 8.0 | DNP | 1.0-8 | - | - | 1.0-10 | - | 2.0-8 | 0.5-1 | - | 1.0-13 | 2.0-16 | 0.5-1 |
| Johnson, Kerron | 7-1 | 7.5 | 1.0-4 | - | 2.5-7 | 1.0-3 | - | 1.0-4 | - | - | 1.0-4 | - | 1.0-1 | - |
| Johnson, Shane | 4-5 | 6.5 | 0.5-1 | - | DNP | DNP | 0.5-1 | - | - | 2.0-11 | 1.0-1 | 0.5-2 | 1.0-1 | 1.0-3 |
| White, Myles | 4-3 | 5.5 | 1.5-6 | - | - | - | - | - | - | 1.5-3 | 0.5-1 | - | 2.0-2 | - |
| Kelly, Silas..... | 4-3 | 5.5 | 1.0-1 | 0.5-5 | - | - | 1.0-1 | - | - | DNP | - | - | 1.0-3 | 2.0-4 |
| Jackson, Tarron | 4-1 | 4.5 | 2.0-10 | 0.5-5 | 1.0-8 | - | - | - | - | 1.0-8 | DNP | DNP | DNP | DNP |
| Hears, Dontay | 3-1 | 3.5 | - | - | - | - | - | - | - | - | 2.0-4 | - | - | 1.5-3 |
| Gunter, Jeffrey..... | 3-1 | 3.5 | - | 1.0-1 | - | 1.0-2 | - | - | - | - | 0.5-1 | 1.0-2 | - | - |
| Tolbert, Ja'ree..... | 2-3 | 3.5 | - | - | - | - | 0.5-0 | 0.5-1 | - | 1.5-5 | - | - | - | 1.0-1 |
| Walker, Jalin..... | 3-0 | 3.0 | - | - | - | - | 1.0-4 | - | - | - | - | - | 1.0-1 | 1.0-6 |
| Brewer, C.J..... | 2-1 | 2.5 | - | - | - | - | - | - | - | - | - | 1.5-9 | 1.0-7 | - |
| Carey, Preston..... | 1-2 | 2.0 | - | - | - | - | - | - | - | - | - | 0.5-0 | - | 1.5-1 |
| Chesley, Anthony..... | 2-0 | 2.0 | - | - | - | - | 1.0-2 | - | - | - | - | - | - | 1.0-7 |
| Heft, James | 2-0 | 2.0 | DNP | - | - | 2.0-8 | - | - | - | - | - | - | - | - |
| Price, Dwayne | 1-1 | 1.5 | - | - | - | - | - | - | 1.0-1 | DNP | - | 0.5-1 | - | - |
| Brown, Jave | 1-0 | 1.0 | DNP | - | 1.0-1 | - | - | - | - | - | DNP | - | DNP | DNP |
| Clayton, Jonathan..... | 0-2 | 1.0 | - | - | - | - | - | 0.5-2 | - | 0.5-0 | DNP | DNP | - | - |
| Paul, Laqavious..... | 0-2 | 1.0 | - | - | DNP | DNP | - | - | - | 1.0-1 | - | - | DNP | - |
| Clark, Nicholas | 0-1 | 0.5 | - | - | - | - | DNP | - | - | - | - | DNP | DNP | 0.5-1 |
| Wattley, Fitz..... | 0-1 | 0.5 | - | - | 0.5-1 | - | - | - | - | - | - | - | - | - |



2018 COASTAL CAROLINA FOOTBALL MEDIA GUIDE



2017 SEASON IN REVIEW

COASTAL TEAM GAME-BY-GAME

TEAM STATISTICS

| Date | Opponent | Rushing | | | | Receiving | | | | Passing | | | | Kick Returns | | | | Punt Returns | | | | tot off |
|------------------|----------------------|---------|------|----|----|-----------|------|----|----|-------------|------|----|----|--------------|------|----|----|--------------|-----|----|----|------------|
| | | no. | yds | td | lg | no. | yds | td | lg | cmp-att-int | yds | td | lg | no. | yds | td | lg | no. | yds | td | lg | |
| Sep 02 | UMASS | 47 | 321 | 4 | 45 | 10 | 80 | 1 | 15 | 10-18-0 | 80 | 1 | 15 | 4 | 71 | 0 | 19 | 4 | 46 | 0 | 18 | 401 |
| Sep 16 | at UAB | 49 | 227 | 2 | 37 | 9 | 100 | 0 | 19 | 9-23-3 | 100 | 0 | 19 | 3 | 75 | 0 | 41 | 3 | 47 | 0 | 24 | 327 |
| Sep 23 | WESTERN ILLINOIS | 35 | 170 | 1 | 43 | 11 | 137 | 0 | 50 | 11-23-3 | 137 | 0 | 50 | 7 | 146 | 0 | 25 | 3 | 36 | 0 | 21 | 307 |
| Sep 30 | at ULM | 38 | 112 | 2 | 15 | 18 | 329 | 4 | 86 | 18-32-2 | 329 | 4 | 86 | 5 | 159 | 0 | 88 | 2 | -6 | 0 | 0 | 441 |
| Oct 07 | GEORGIA STATE | 32 | 127 | 0 | 16 | 18 | 239 | 3 | 45 | 18-26-0 | 239 | 3 | 45 | 4 | 74 | 0 | 28 | 2 | 7 | 0 | 7 | 366 |
| Oct 14 | at Arkansas State | 38 | 197 | 1 | 55 | 13 | 231 | 1 | 51 | 13-29-0 | 231 | 1 | 51 | 8 | 107 | 0 | 27 | 1 | 0 | 0 | 0 | 428 |
| Oct 21 | at Appalachian State | 30 | 102 | 1 | 28 | 17 | 332 | 2 | 73 | 17-29-0 | 332 | 2 | 73 | 5 | 114 | 0 | 37 | 1 | 13 | 0 | 13 | 434 |
| Oct 28 | TEXAS STATE | 20 | 34 | 0 | 14 | 13 | 149 | 0 | 28 | 13-27-0 | 149 | 0 | 28 | 4 | 79 | 0 | 24 | 1 | 0 | 0 | 0 | 183 |
| Nov 04 | at Arkansas | 38 | 131 | 1 | 12 | 15 | 228 | 3 | 43 | 15-28-0 | 228 | 3 | 43 | 1 | 15 | 0 | 15 | 1 | 4 | 0 | 4 | 359 |
| Nov 11 | TROY | 37 | 94 | 0 | 21 | 14 | 164 | 2 | 44 | 14-28-2 | 164 | 2 | 44 | 5 | 152 | 0 | 50 | 1 | 2 | 0 | 2 | 258 |
| Nov 18 | at Idaho | 40 | 175 | 1 | 42 | 11 | 100 | 0 | 17 | 11-24-0 | 100 | 0 | 17 | 1 | 44 | 0 | 44 | 3 | 20 | 0 | 11 | 275 |
| Dec 02 | GEORGIA SOUTHERN | 42 | 185 | 2 | 41 | 9 | 180 | 2 | 67 | 9-17-1 | 180 | 2 | 67 | 0 | 0 | 0 | 0 | 3 | 16 | 0 | 9 | 365 |
| Coastal Carolina | | 446 | 1875 | 15 | 55 | 158 | 2269 | 18 | 86 | 158-304-11 | 2269 | 18 | 86 | 47 | 1036 | 0 | 88 | 25 | 185 | 0 | 24 | 4144 |
| | | 469 | 2034 | 28 | 88 | 219 | 2895 | 20 | 83 | 219-346-5 | 2895 | 20 | 83 | 46 | 1082 | 4 | 91 | 22 | 140 | 0 | 50 | 4929 |

Games: 12 • Avg/rush: 4.2 • Avg/catch: 14.4 • Pass effic: 126.97 • KR avg: 22.0 • PR avg: 7.4 • All purpose avg/game: 456.7 • Total offense avg/gm: 345.3

| Date | Opponent | Tackles | | | | Sacks no-yds | Fumble | | Pass Defense | | | blkd kick | PAT Attempts | | | off | | | |
|------------------|----------------------|---------|-----|-------|----------|-----------------|--------|--------|--------------|-----|------|--------------|--------------|------|-----|-----|-----|-----|----|
| | | ua | a | total | tfl-yds | | ff | fr-yds | int-yds | qbh | brup | | kick | rush | rcv | saf | t/o | pts | |
| Sep 02 | UMASS | 40 | 32 | 72 | 6.0-22 | 1.0-7 | 2 | 2-0 | 0-0 | 2 | 4 | 0 | 5-5 | 0 | 0 | 0 | 0 | 7 | 38 |
| Sep 16 | at UAB | 48 | 18 | 66 | 3.0-19 | 2.0-18 | 1 | 1-0 | 0-0 | 3 | 1 | 1 | 1-1 | 1 | 0 | 0 | 0 | 2 | 23 |
| Sep 23 | WESTERN ILLINOIS | 29 | 42 | 71 | 5.0-17 | 1.0-8 | 0 | 0-0 | 0-0 | 1 | 1 | 0 | 1-1 | 0 | 0 | 0 | 0 | 0 | 10 |
| Sep 30 | at ULM | 55 | 30 | 85 | 4.0-13 | 1.0-6 | 0 | 0-0 | 0-0 | 3 | 2 | 0 | 3-3 | 0 | 2 | 0 | 0 | 0 | 43 |
| Oct 07 | GEORGIA STATE | 37 | 34 | 71 | 5.0-18 | 1.0-10 | 0 | 0-0 | 1-37 | 2 | 1 | 0 | 3-3 | 0 | 0 | 0 | 0 | 0 | 21 |
| Oct 14 | at Arkansas State | 33 | 50 | 83 | 2.0-7 | 1.0-3 | 0 | 0-0 | 0-0 | 1 | 4 | 0 | 2-2 | 0 | 0 | 0 | 0 | 0 | 17 |
| Oct 21 | at Appalachian State | 37 | 30 | 67 | 3.0-9 | 1.0-6 | 0 | 0-0 | 0-0 | 1 | 7 | 0 | 2-3 | 0 | 0 | 0 | 0 | 0 | 29 |
| Oct 28 | TEXAS STATE | 61 | 42 | 103 | 8.0-29 | 3.0-23 | 1 | 1-50 | 1-5 | 3 | 2 | 0 | 1-1 | 0 | 0 | 0 | 7 | 7 | |
| Nov 04 | at Arkansas | 32 | 28 | 60 | 5.0-11 | 0.0-0 | 2 | 1-31 | 0-0 | 2 | 5 | 0 | 5-5 | 0 | 0 | 0 | 7 | 38 | |
| Nov 11 | TROY | 28 | 54 | 82 | 5.0-27 | 1.0-8 | 0 | 0-0 | 1-28 | 1 | 6 | 0 | 2-2 | 0 | 0 | 0 | 3 | 17 | |
| Nov 18 | at Idaho | 42 | 14 | 56 | 9.0-31 | 2.0-22 | 0 | 0-0 | 1-45 | 1 | 3 | 1 | 1-1 | 0 | 0 | 0 | 0 | 13 | |
| Dec 02 | GEORGIA SOUTHERN | 28 | 58 | 86 | 10.0-27 | 1.0-1 | 2 | 1-0 | 1-0 | 3 | 3 | 0 | 4-4 | 0 | 0 | 0 | 0 | 0 | 28 |
| Coastal Carolina | | 470 | 432 | 902 | 65.0-230 | 15.0-112 | 8 | 6-81 | 5-115 | 23 | 39 | 2 | 30-31 | 1 | 2 | 0 | 26 | 284 | |
| | | 458 | 316 | 774 | 76.0-293 | 29.0-157 | 9 | 7-64 | 11-86 | 28 | 50 | 0 | 49-51 | 0 | 1 | 0 | 71 | 408 | |

| Date | Opponent | Punting | | | | | | | Field Goals | | | Kickoffs | | | | | | |
|------------------|----------------------|---------|------|------|------|------|----|----|-------------|-----|--------|----------|------|-----|------|------|----|----|
| | | no. | yds | avg | long | blkd | tb | fc | 50+ | i20 | md-att | long | blkd | no. | yds | avg | tb | ob |
| Sep 02 | UMASS | 7 | 276 | 39.4 | 47 | 0 | 0 | 3 | 0 | 4 | 1-1 | 46 | 0 | 7 | 449 | 64.1 | 0 | 0 |
| Sep 16 | at UAB | 1 | 35 | 35.0 | 35 | 0 | 0 | 0 | 0 | 0 | 2-4 | 39 | 0 | 5 | 247 | 49.4 | 0 | 0 |
| Sep 23 | WESTERN ILLINOIS | 5 | 219 | 43.8 | 50 | 0 | 1 | 2 | 1 | 1 | 1-1 | 52 | 0 | 3 | 175 | 58.3 | 0 | 0 |
| Sep 30 | at ULM | 5 | 222 | 44.4 | 59 | 0 | 1 | 0 | 2 | 0 | 0-0 | 0 | 0 | 7 | 411 | 58.7 | 1 | 0 |
| Oct 07 | GEORGIA STATE | 5 | 228 | 45.6 | 53 | 0 | 0 | 4 | 1 | 3 | 0-1 | 0 | 0 | 3 | 174 | 58.0 | 0 | 0 |
| Oct 14 | at Arkansas State | 5 | 200 | 40.0 | 55 | 0 | 0 | 0 | 2 | 1 | 1-3 | 37 | 0 | 3 | 155 | 51.7 | 1 | 0 |
| Oct 21 | at Appalachian State | 3 | 164 | 54.7 | 65 | 0 | 0 | 0 | 2 | 1 | 3-3 | 49 | 0 | 6 | 374 | 62.3 | 2 | 1 |
| Oct 28 | TEXAS STATE | 9 | 407 | 45.2 | 52 | 0 | 0 | 3 | 3 | 3 | 0-0 | 0 | 0 | 2 | 121 | 60.5 | 0 | 0 |
| Nov 04 | at Arkansas | 4 | 180 | 45.0 | 53 | 0 | 1 | 1 | 1 | 1 | 1-1 | 32 | 0 | 7 | 450 | 64.3 | 2 | 0 |
| Nov 11 | TROY | 5 | 189 | 37.8 | 47 | 0 | 0 | 1 | 0 | 2 | 1-1 | 39 | 0 | 4 | 199 | 49.8 | 0 | 0 |
| Nov 18 | at Idaho | 4 | 160 | 40.0 | 46 | 0 | 0 | 3 | 0 | 1 | 2-3 | 52 | 0 | 4 | 256 | 64.0 | 2 | 0 |
| Dec 02 | GEORGIA SOUTHERN | 4 | 180 | 45.0 | 53 | 0 | 0 | 1 | 1 | 1 | 0-1 | 0 | 0 | 5 | 293 | 58.6 | 1 | 0 |
| Coastal Carolina | | 57 | 2460 | 43.2 | 65 | 0 | 3 | 18 | 13 | 18 | 12-19 | 52 | 0 | 56 | 3304 | 59.0 | 9 | 1 |
| | | 53 | 2200 | 41.5 | 58 | 0 | 2 | 13 | 9 | 18 | 11-17 | 48 | 1 | 74 | 4552 | 61.5 | 25 | 0 |



2018 COASTAL CAROLINA FOOTBALL MEDIA GUIDE



2017 SEASON IN REVIEW

OPPONENT GAME-BY-GAME

OPPONENT STATISTICS

| Date | Opponent | Rushing | | | | Receiving | | | | Passing | | | | Kick Returns | | | | Punt Returns | | | | tot off |
|-----------|----------------------|---------|------|----|----|-----------|------|----|----|-------------|------|----|----|--------------|------|----|----|--------------|-----|----|----|------------|
| | | no. | yds | td | lg | no. | yds | td | lg | cmp-att-int | yds | td | lg | no. | yds | td | lg | no. | yds | td | lg | |
| Sep 02 | UMASS | 26 | 79 | 3 | 19 | 27 | 362 | 1 | 40 | 27-45-0 | 362 | 1 | 40 | 7 | 168 | 0 | 28 | 3 | 4 | 0 | 2 | 441 |
| Sep 16 | at UAB | 47 | 169 | 4 | 26 | 8 | 105 | 0 | 30 | 8-15-0 | 105 | 0 | 30 | 5 | 57 | 0 | 19 | 1 | 4 | 0 | 4 | 274 |
| Sep 23 | WESTERN ILLINOIS | 37 | 225 | 3 | 80 | 18 | 285 | 4 | 57 | 18-20-0 | 285 | 4 | 57 | 3 | 66 | 0 | 34 | 0 | 0 | 0 | 0 | 510 |
| Sep 30 | at ULM | 40 | 243 | 4 | 56 | 12 | 101 | 1 | 21 | 12-20-0 | 101 | 1 | 21 | 6 | 159 | 1 | 82 | 3 | 10 | 0 | 13 | 344 |
| Oct 07 | GEORGIA STATE | 40 | 91 | 2 | 13 | 18 | 273 | 1 | 52 | 18-30-1 | 273 | 1 | 52 | 3 | 124 | 1 | 90 | 0 | 0 | 0 | 0 | 364 |
| Oct 14 | at Arkansas State | 37 | 189 | 0 | 18 | 24 | 286 | 5 | 32 | 24-37-0 | 286 | 5 | 32 | 2 | 31 | 0 | 19 | 2 | 78 | 0 | 50 | 475 |
| Oct 21 | at Appalachian State | 35 | 122 | 3 | 34 | 23 | 427 | 2 | 83 | 23-39-0 | 427 | 2 | 83 | 4 | 40 | 0 | 18 | 3 | 12 | 0 | 6 | 549 |
| Oct 28 | TEXAS STATE | 52 | 238 | 1 | 33 | 27 | 269 | 2 | 54 | 27-39-1 | 269 | 2 | 54 | 2 | 33 | 0 | 17 | 5 | 29 | 0 | 18 | 507 |
| Nov 04 | at Arkansas | 35 | 259 | 4 | 88 | 16 | 264 | 1 | 60 | 16-25-0 | 264 | 1 | 60 | 5 | 104 | 0 | 27 | 0 | 0 | 0 | 0 | 523 |
| Nov 11 | TROY | 36 | 122 | 3 | 14 | 21 | 259 | 1 | 33 | 21-33-1 | 259 | 1 | 33 | 3 | 194 | 2 | 91 | 3 | 5 | 0 | 4 | 381 |
| Nov 18 | at Idaho | 33 | 100 | 0 | 13 | 18 | 177 | 1 | 29 | 18-26-1 | 177 | 1 | 29 | 2 | 43 | 0 | 22 | 0 | 0 | 0 | 0 | 277 |
| Dec 02 | GEORGIA SOUTHERN | 51 | 197 | 1 | 48 | 7 | 87 | 1 | 30 | 7-17-1 | 87 | 1 | 30 | 4 | 63 | 0 | 47 | 2 | -2 | 0 | 1 | 284 |
| Opponents | | 469 | 2034 | 28 | 88 | 219 | 2895 | 20 | 83 | 219-346-5 | 2895 | 20 | 83 | 46 | 1082 | 4 | 91 | 22 | 140 | 0 | 50 | 4929 |
| | | 446 | 1875 | 15 | 55 | 158 | 2269 | 18 | 86 | 158-304-11 | 2269 | 18 | 86 | 47 | 1036 | 0 | 88 | 25 | 185 | 0 | 24 | 4144 |

Games: 12 • Avg/rush: 4.3 • Avg/catch: 13.2 • Pass effic: 149.76 • KR avg: 23.5 • PR avg: 6.4 • All purpose avg/game: 519.8 • Total offense avg/gm: 410.8

| Date | Opponent | Tackles | | | | Sacks no-yds | Fumble | | Pass Defense | | | blkd kick | PAT Attempts | | | off | | pts | |
|-----------|----------------------|---------|-----|-------|----------|-----------------|--------|--------|--------------|-----|------|--------------|--------------|------|-----|-----|-----|-----|----|
| | | ua | a | total | tfl-yds | | ff | fr-yds | int-yds | qbh | brup | | kick | rush | rcv | saf | t/o | | |
| Sep 02 | UMASS | 42 | 28 | 70 | 2.0-12 | 0.0-0 | 0 | 0-0 | 0-0 | 1 | 3 | 0 | 4-4 | 0 | 0 | 0 | 0 | 0 | 28 |
| Sep 16 | at UAB | 46 | 26 | 72 | 9.0-24 | 1.0-1 | 0 | 0-0 | 3-17 | 2 | 6 | 0 | 3-4 | 0 | 0 | 0 | 13 | 30 | |
| Sep 23 | WESTERN ILLINOIS | 37 | 30 | 67 | 11.0-47 | 4.0-25 | 2 | 1-0 | 3-3 | 1 | 4 | 0 | 7-7 | 0 | 0 | 0 | 14 | 52 | |
| Sep 30 | at ULM | 52 | 25 | 77 | 5.0-24 | 3.0-19 | 0 | 1-15 | 2-23 | 4 | 5 | 0 | 6-6 | 0 | 0 | 0 | 20 | 51 | |
| Oct 07 | GEORGIA STATE | 31 | 42 | 73 | 5.0-14 | 2.0-9 | 0 | 0-0 | 0-0 | 0 | 2 | 0 | 3-4 | 0 | 0 | 0 | 0 | 27 | |
| Oct 14 | at Arkansas State | 37 | 27 | 64 | 7.0-41 | 3.0-27 | 0 | 1-28 | 0-0 | 3 | 4 | 0 | 6-6 | 0 | 0 | 0 | 7 | 51 | |
| Oct 21 | at Appalachian State | 37 | 20 | 57 | 3.0-11 | 2.0-7 | 1 | 2-0 | 0-0 | 2 | 8 | 0 | 4-4 | 0 | 0 | 0 | 10 | 37 | |
| Oct 28 | TEXAS STATE | 26 | 20 | 46 | 4.0-15 | 1.0-5 | 2 | 1-21 | 0-0 | 1 | 4 | 0 | 3-3 | 0 | 0 | 0 | 0 | 27 | |
| Nov 04 | at Arkansas | 34 | 28 | 62 | 4.0-8 | 1.0-2 | 2 | 0-0 | 0-0 | 4 | 7 | 0 | 4-4 | 0 | 1 | 0 | 0 | 39 | |
| Nov 11 | TROY | 40 | 26 | 66 | 13.0-47 | 5.0-25 | 0 | 0-0 | 2-40 | 4 | 2 | 0 | 6-6 | 0 | 0 | 0 | 7 | 42 | |
| Nov 18 | at Idaho | 43 | 22 | 65 | 7.0-35 | 2.0-24 | 2 | 1-0 | 0-0 | 4 | 2 | 0 | 1-1 | 0 | 0 | 0 | 0 | 7 | |
| Dec 02 | GEORGIA SOUTHERN | 33 | 22 | 55 | 6.0-15 | 4.0-13 | 0 | 0-0 | 1-3 | 2 | 3 | 0 | 2-2 | 0 | 0 | 0 | 0 | 17 | |
| Opponents | | 458 | 316 | 774 | 76.0-293 | 29.0-157 | 9 | 7-64 | 11-86 | 28 | 50 | 0 | 49-51 | 0 | 1 | 0 | 71 | 408 | |
| | | 470 | 432 | 902 | 65.0-230 | 15.0-112 | 8 | 6-81 | 5-115 | 23 | 39 | 2 | 30-31 | 1 | 2 | 0 | 26 | 284 | |

| Date | Opponent | Punting | | | | | | | | | | Field Goals | | | Kickoffs | | | | |
|-----------|----------------------|---------|------|------|------|------|----|----|-----|-----|--------|-------------|------|-----|----------|------|----|----|--|
| | | no. | yds | avg | long | blkd | tb | fc | 50+ | i20 | md-att | long | blkd | no. | yds | avg | tb | ob | |
| Sep 02 | UMASS | 6 | 275 | 45.8 | 58 | 0 | 1 | 0 | 2 | 1 | 0-1 | 0 | 0 | 5 | 245 | 49.0 | 0 | 0 | |
| Sep 16 | at UAB | 6 | 231 | 38.5 | 54 | 0 | 0 | 1 | 2 | 2 | 1-1 | 21 | 0 | 6 | 360 | 60.0 | 3 | 0 | |
| Sep 23 | WESTERN ILLINOIS | 3 | 150 | 50.0 | 53 | 0 | 0 | 0 | 2 | 1 | 1-1 | 35 | 0 | 9 | 570 | 63.3 | 2 | 0 | |
| Sep 30 | at ULM | 7 | 275 | 39.3 | 52 | 0 | 0 | 1 | 1 | 3 | 1-1 | 40 | 0 | 8 | 502 | 62.8 | 3 | 0 | |
| Oct 07 | GEORGIA STATE | 4 | 160 | 40.0 | 53 | 0 | 1 | 0 | 1 | 1 | 0-1 | 0 | 0 | 5 | 319 | 63.8 | 0 | 0 | |
| Oct 14 | at Arkansas State | 3 | 146 | 48.7 | 49 | 0 | 0 | 2 | 0 | 2 | 3-3 | 34 | 0 | 10 | 600 | 60.0 | 2 | 0 | |
| Oct 21 | at Appalachian State | 3 | 113 | 37.7 | 43 | 0 | 0 | 2 | 0 | 0 | 1-4 | 38 | 0 | 7 | 449 | 64.1 | 2 | 0 | |
| Oct 28 | TEXAS STATE | 4 | 159 | 39.8 | 49 | 0 | 0 | 1 | 0 | 3 | 2-2 | 37 | 0 | 5 | 309 | 61.8 | 1 | 0 | |
| Nov 04 | at Arkansas | 3 | 97 | 32.3 | 47 | 0 | 0 | 1 | 0 | 1 | 1-1 | 46 | 0 | 7 | 451 | 64.4 | 6 | 0 | |
| Nov 11 | TROY | 4 | 151 | 37.8 | 43 | 0 | 0 | 2 | 0 | 2 | 0-0 | 0 | 0 | 6 | 357 | 59.5 | 1 | 0 | |
| Nov 18 | at Idaho | 6 | 260 | 43.3 | 48 | 0 | 0 | 3 | 0 | 2 | 0-1 | 0 | 1 | 2 | 130 | 65.0 | 1 | 0 | |
| Dec 02 | GEORGIA SOUTHERN | 4 | 183 | 45.8 | 50 | 0 | 0 | 0 | 1 | 0 | 1-1 | 48 | 0 | 4 | 260 | 65.0 | 4 | 0 | |
| Opponents | | 53 | 2200 | 41.5 | 58 | 0 | 2 | 13 | 9 | 18 | 11-17 | 48 | 1 | 74 | 4552 | 61.5 | 25 | 0 | |
| | | 57 | 2460 | 43.2 | 65 | 0 | 3 | 18 | 13 | 18 | 12-19 | 52 | 0 | 56 | 3304 | 59.0 | 9 | 1 | |



2018 COASTAL CAROLINA FOOTBALL MEDIA GUIDE



2017 SEASON IN REVIEW

COMPARISON GAME-BY-GAME

| Opponent | Score | First Downs | | | | Pen | Rushing Number-Yards | Passing | | Total Offense Plays-Yards | Return Yards | Turn- Overs |
|-------------------|----------------|------------------|------------------|-----------------|----------------|-----|----------------------------|-------------------------------|--------------------|------------------------------|--------------------|----------------|
| | | Total | Rush | Pass | Yards | | | Comp-Att-Int | | | | |
| UMASS | 38-28 | 20 / 23 | 16 / 5 | 3 / 17 | 1 / 1 | | 47-321 / 26-79 | 10-18-0 / 27-45-0 | 80 / 362 | 65-401 / 71-441 | 117 / 172 | 0 / 2 |
| UAB | 23-30 | 23 / 18 | 13 / 11 | 6 / 5 | 4 / 2 | | 49-227 / 47-169 | 9-23-3 / 8-15-0 | 100 / 105 | 72-327 / 62-274 | 122 / 78 | 3 / 1 |
| WESTERN ILLINOIS | 10-52 | 15 / 21 | 9 / 6 | 6 / 14 | 0 / 1 | | 35-170 / 37-225 | 11-23-3 / 18-20-0 | 137 / 285 | 58-307 / 57-510 | 182 / 69 | 4 / 0 |
| ULM | 43-51 | 21 / 16 | 8 / 9 | 11 / 5 | 2 / 2 | | 38-112 / 40-243 | 18-32-2 / 12-20-0 | 329 / 101 | 70-441 / 60-344 | 153 / 207 | 3 / 0 |
| GEORGIA STATE | 21-27 | 17 / 22 | 7 / 7 | 10 / 12 | 0 / 3 | | 32-127 / 40-91 | 18-26-0 / 18-30-1 | 239 / 273 | 58-366 / 70-364 | 118 / 124 | 0 / 1 |
| Arkansas State | 17-51 | 24 / 27 | 11 / 10 | 9 / 15 | 4 / 2 | | 38-197 / 37-189 | 13-29-0 / 24-37-0 | 231 / 286 | 67-428 / 74-475 | 107 / 137 | 1 / 0 |
| Appalachian State | 29-37 | 18 / 27 | 3 / 8 | 13 / 16 | 2 / 3 | | 30-102 / 35-122 | 17-29-0 / 23-39-0 | 332 / 427 | 59-434 / 74-549 | 127 / 52 | 2 / 0 |
| TEXAS STATE | 7-27 | 9 / 32 | 2 / 18 | 7 / 10 | 0 / 4 | | 20-34 / 52-238 | 13-27-0 / 27-39-1 | 149 / 269 | 47-183 / 91-507 | 134 / 83 | 1 / 2 |
| Arkansas | 38-39 | 21 / 21 | 8 / 13 | 10 / 8 | 3 / 0 | | 38-131 / 35-259 | 15-28-0 / 16-25-0 | 228 / 264 | 66-359 / 60-523 | 50 / 104 | 0 / 1 |
| TROY | 17-42 | 16 / 24 | 9 / 11 | 7 / 12 | 0 / 1 | | 37-94 / 36-122 | 14-28-2 / 21-33-1 | 164 / 259 | 65-258 / 69-381 | 182 / 239 | 2 / 1 |
| Idaho | 13-7 | 20 / 14 | 11 / 5 | 7 / 9 | 2 / 0 | | 40-175 / 33-100 | 11-24-0 / 18-26-1 | 100 / 177 | 64-275 / 59-277 | 109 / 43 | 1 / 1 |
| GEORGIA SOUTHERN | 28-17 | 17 / 16 | 11 / 11 | 6 / 5 | 0 / 0 | | 42-185 / 51-197 | 9-17-1 / 7-17-1 | 180 / 87 | 59-365 / 68-284 | 16 / 64 | 1 / 2 |
| Totals | 284-408 | 221 / 261 | 108 / 114 | 95 / 128 | 18 / 19 | | 446-1875 / 469-2034 | 158-304-11 / 219-346-5 | 2269 / 2895 | 750-4144 / 815-4929 | 1417 / 1372 | 18 / 11 |

| Opponent | 3rd Down | | 4th Down | | Time of Possession | TOP Margin | Avg Yds/Rush | Avg Yds/Pass | Avg Yds/Play | Punting Number-Avg | Penalties Number-Yards | Sacks |
|-------------------|------------------------|------------------|--------------------|-------------|------------------------|-------------|------------------|------------------|------------------|--------------------------|---------------------------|----------------|
| | Conversions | Attempts | Conversions | Attempts | | | | | | | | |
| UMASS | 1-11 / 5-13 | 5-13 | 2-2 / 1-1 | 1-1 | 34:45 / 25:15 | 9:30 | 6.8 / 3.0 | 4.4 / 8.0 | 6.2 / 6.2 | 7-39.4 / 6-45.8 | 6-68 / 7-64 | 1 / 0 |
| UAB | 6-15 / 5-13 | 13 | 0-2 / 1-1 | 1-1 | 33:33 / 26:27 | 7:06 | 4.6 / 3.6 | 4.3 / 7.0 | 4.5 / 4.4 | 1-35.0 / 6-38.5 | 9-75 / 5-70 | 2 / 1 |
| WESTERN ILLINOIS | 3-11 / 4-8 | 8 | 0-2 / 0-0 | 0-0 | 26:57 / 33:03 | -6:06 | 4.9 / 6.1 | 6.0 / 14.2 | 5.3 / 8.9 | 5-43.8 / 3-50.0 | 7-66 / 3-35 | 1 / 4 |
| ULM | 8-14 / 2-11 | 13 | 0-0 / 1-1 | 1-1 | 33:21 / 26:39 | 6:42 | 2.9 / 6.1 | 10.3 / 5.1 | 6.3 / 5.7 | 5-44.4 / 7-39.3 | 7-80 / 4-35 | 1 / 3 |
| GEORGIA STATE | 4-11 / 8-14 | 12 | 0-1 / 0-0 | 0-0 | 29:03 / 30:57 | -1:54 | 4.0 / 2.3 | 9.2 / 9.1 | 6.3 / 5.2 | 5-45.6 / 4-40.0 | 7-58 / 6-45 | 1 / 2 |
| Arkansas State | 3-11 / 9-15 | 12 | 0-0 / 0-0 | 0-0 | 31:53 / 28:07 | 3:46 | 5.2 / 5.1 | 8.0 / 7.7 | 6.4 / 6.4 | 5-40.0 / 3-48.7 | 6-40 / 6-59 | 1 / 3 |
| Appalachian State | 5-12 / 7-13 | 12 | 0-1 / 0-0 | 0-0 | 28:16 / 31:44 | -3:28 | 3.4 / 3.5 | 11.4 / 10.9 | 7.4 / 7.4 | 3-54.7 / 3-37.7 | 10-85 / 8-72 | 1 / 2 |
| TEXAS STATE | 3-13 / 11-19 | 12 | 0-0 / 1-2 | 1-2 | 33:07 / 36:53 | -13:46 | 1.7 / 4.6 | 5.5 / 6.9 | 3.9 / 5.6 | 9-45.2 / 4-39.8 | 14-123 / 6-60 | 3 / 1 |
| Arkansas | 8-15 / 3-9 | 12 | 1-2 / 1-1 | 1-1 | 31:02 / 28:58 | 2:04 | 3.4 / 7.4 | 8.1 / 10.6 | 5.4 / 8.7 | 4-45.0 / 3-32.3 | 6-55 / 5-52 | 0 / 1 |
| TROY | 3-14 / 7-13 | 11 | 3-4 / 2-2 | 2-2 | 31:09 / 28:51 | 2:18 | 2.5 / 3.4 | 5.9 / 7.8 | 4.0 / 5.5 | 5-37.8 / 4-37.8 | 5-59 / 4-29 | 1 / 5 |
| Idaho | 7-15 / 5-14 | 11 | 0-1 / 0-1 | 0-1 | 32:02 / 27:58 | 4:04 | 4.4 / 3.0 | 4.2 / 6.8 | 4.3 / 4.7 | 4-40.0 / 6-43.3 | 3-15 / 8-84 | 2 / 2 |
| GEORGIA SOUTHERN | 4-11 / 11-18 | 11 | 1-2 / 0-2 | 0-2 | 28:34 / 31:26 | -2:52 | 4.4 / 3.9 | 10.6 / 5.1 | 6.2 / 4.2 | 4-45.0 / 4-45.8 | 4-30 / 5-20 | 1 / 4 |
| Totals | 55-153 / 77-160 | 153 / 160 | 7-17 / 7-11 | 7-11 | 363:42 / 356:18 | 7:24 | 4.2 / 4.3 | 7.5 / 8.4 | 5.5 / 6.0 | 57-43.2 / 53-41.5 | 84-754 / 67-625 | 15 / 28 |

Note: Game totals are displayed in the format TEAM/OPPONENT for each category

COASTAL INSIDE RED ZONE

| Date | Opponent | Score | Times | | Total Pts | Rush TDs | Pass TDs | FGs Made | ---- Failed to score inside RZ ---- | | | | | Game | |
|---------------|----------------------|-------|-----------|-----------|------------|-----------|-----------|----------|-------------------------------------|----------|----------|----------|----------|----------|----------|
| | | | In RZ | Scored | | | | | FGA | Downs | Int | Fumb | Half | | |
| Sept 2 | UMASS | 38-28 | 4 | 4 | 28 | 4 | 3 | 1 | 0 | 0 | 0 | 0 | 0 | 0 | 0 |
| Sept 16 | at UAB | 23-30 | 4 | 3 | 18 | 2 | 2 | 0 | 1 | 1 | 0 | 0 | 0 | 0 | 0 |
| Sept 23 | WESTERN ILLINOIS | 10-52 | 0 | 0 | 0 | 0 | 0 | 0 | 0 | 0 | 0 | 0 | 0 | 0 | 0 |
| * Sept 30 | at ULM | 43-51 | 4 | 4 | 28 | 4 | 2 | 2 | 0 | 0 | 0 | 0 | 0 | 0 | 0 |
| * Oct 7 | GEORGIA STATE | 21-27 | 3 | 2 | 14 | 2 | 0 | 2 | 0 | 1 | 0 | 0 | 0 | 0 | 0 |
| * Oct 14 | at Arkansas State | 17-51 | 3 | 2 | 10 | 1 | 1 | 0 | 1 | 1 | 0 | 0 | 0 | 0 | 0 |
| * Oct 21 | at Appalachian State | 29-37 | 4 | 4 | 20 | 2 | 1 | 1 | 2 | 0 | 0 | 0 | 0 | 0 | 0 |
| * Oct 28 | TEXAS STATE | 7-27 | 0 | 0 | 0 | 0 | 0 | 0 | 0 | 0 | 0 | 0 | 0 | 0 | 0 |
| Nov 4 | at Arkansas | 38-39 | 5 | 5 | 31 | 4 | 1 | 3 | 1 | 0 | 0 | 0 | 0 | 0 | 0 |
| * Nov 11 | TROY | 17-42 | 1 | 0 | 0 | 0 | 0 | 0 | 0 | 0 | 0 | 1 | 0 | 0 | 0 |
| * Nov 18 | at Idaho | 13-7 | 1 | 1 | 3 | 0 | 0 | 0 | 1 | 0 | 0 | 0 | 0 | 0 | 0 |
| * Dec 2 | GEORGIA SOUTHERN | 28-17 | 3 | 2 | 14 | 2 | 2 | 0 | 0 | 0 | 1 | 0 | 0 | 0 | 0 |
| Totals | | | 32 | 27 | 166 | 21 | 12 | 9 | 6 | 3 | 1 | 1 | 0 | 0 | 0 |

27 of 32 (84.4%)

OPPONENTS INSIDE RED ZONE

| Date | Opponent | Score | Times | | Total Pts | Rush TDs | Pass TDs | FGs Made | ---- Failed to score inside RZ ---- | | | | | Game | |
|---------------|----------------------|-------|-----------|-----------|------------|-----------|-----------|-----------|-------------------------------------|----------|----------|----------|----------|----------|----------|
| | | | In RZ | Scored | | | | | FGA | Downs | Int | Fumb | Half | | |
| Sept 2 | UMASS | 38-28 | 5 | 4 | 28 | 4 | 3 | 1 | 0 | 1 | 0 | 0 | 0 | 0 | 0 |
| Sept 16 | at UAB | 23-30 | 4 | 4 | 23 | 3 | 3 | 0 | 1 | 0 | 0 | 0 | 0 | 0 | 0 |
| Sept 23 | WESTERN ILLINOIS | 10-52 | 7 | 7 | 45 | 6 | 2 | 4 | 1 | 0 | 0 | 0 | 0 | 0 | 0 |
| * Sept 30 | at ULM | 43-51 | 4 | 4 | 28 | 4 | 3 | 1 | 0 | 0 | 0 | 0 | 0 | 0 | 0 |
| * Oct 7 | GEORGIA STATE | 21-27 | 4 | 3 | 20 | 3 | 2 | 1 | 0 | 1 | 0 | 0 | 0 | 0 | 0 |
| * Oct 14 | at Arkansas State | 17-51 | 7 | 7 | 37 | 4 | 0 | 4 | 3 | 0 | 0 | 0 | 0 | 0 | 0 |
| * Oct 21 | at Appalachian State | 29-37 | 6 | 4 | 24 | 3 | 3 | 0 | 1 | 2 | 0 | 0 | 0 | 0 | 0 |
| * Oct 28 | TEXAS STATE | 7-27 | 5 | 4 | 20 | 2 | 1 | 1 | 2 | 0 | 0 | 1 | 0 | 0 | 0 |
| Nov 4 | at Arkansas | 38-39 | 4 | 3 | 22 | 3 | 3 | 0 | 0 | 0 | 0 | 0 | 0 | 1 | 0 |
| * Nov 11 | TROY | 17-42 | 4 | 4 | 28 | 4 | 3 | 1 | 0 | 0 | 0 | 0 | 0 | 0 | 0 |
| * Nov 18 | at Idaho | 13-7 | 2 | 1 | 7 | 1 | 0 | 1 | 0 | 1 | 0 | 0 | 0 | 0 | 0 |
| * Dec 2 | GEORGIA SOUTHERN | 28-17 | 2 | 2 | 14 | 2 | 1 | 1 | 0 | 0 | 0 | 0 | 0 | 0 | 0 |
| Totals | | | 54 | 47 | 296 | 39 | 24 | 15 | 8 | 5 | 0 | 1 | 0 | 1 | 0 |

47 of 54 (87.0%)



2018 COASTAL CAROLINA FOOTBALL MEDIA GUIDE



2017 SEASON IN REVIEW

COASTAL QUARTER-BY-QUARTER STATS

3rd-Down Conversions

| Date | Opponent | Score | Overall | 1st Qtr | 2nd Qtr | 3rd Qtr | 4th Qtr | Overtime |
|------------------|----------------------|---------|-------------|------------|------------|------------|------------|----------|
| Sep 02, 2017 | UMASS | W 38-28 | 1-11 9.1 | 1-4 25.0 | 0-2 0.0 | 0-2 0.0 | 0-3 0.0 | |
| Sep 16, 2017 | at UAB | L 23-30 | 6-15 40.0 | 1-3 33.3 | 1-5 20.0 | 1-2 50.0 | 3-5 60.0 | |
| Sep 23, 2017 | WESTERN ILLINOIS | L 10-52 | 3-11 27.3 | 1-3 33.3 | 2-5 40.0 | 0-1 0.0 | 0-2 0.0 | |
| Sep 30, 2017 | at ULM | L 43-51 | 8-14 57.1 | 2-3 66.7 | 3-4 75.0 | 1-3 33.3 | 2-4 50.0 | |
| Oct 07, 2017 | GEORGIA STATE | L 21-27 | 4-11 36.4 | 0-2 0.0 | 2-3 66.7 | 1-4 25.0 | 1-2 50.0 | |
| Oct 14, 2017 | at Arkansas State | L 17-51 | 3-11 27.3 | 0-2 0.0 | 0-2 0.0 | 1-3 33.3 | 2-4 50.0 | |
| Oct 21, 2017 | at Appalachian State | L 29-37 | 5-12 41.7 | 0-2 0.0 | 3-4 75.0 | 1-3 33.3 | 1-3 33.3 | |
| Oct 28, 2017 | TEXAS STATE | L 7-27 | 3-13 23.1 | 1-4 25.0 | 0-2 0.0 | 0-3 0.0 | 2-4 50.0 | |
| Nov 04, 2017 | at Arkansas | L 38-39 | 8-15 53.3 | 3-3 100.0 | 3-5 60.0 | 2-4 50.0 | 0-3 0.0 | |
| Nov 11, 2017 | TROY | L 17-42 | 3-14 21.4 | 1-3 33.3 | 1-4 25.0 | 1-4 25.0 | 0-3 0.0 | |
| Nov 18, 2017 | at Idaho | W 13-7 | 7-15 46.7 | 1-4 25.0 | 2-3 66.7 | 2-3 66.7 | 2-5 40.0 | |
| Dec 02, 2017 | GEORGIA SOUTHERN | W 28-17 | 4-11 36.4 | 1-2 50.0 | 1-4 25.0 | 1-2 50.0 | 1-3 33.3 | |
| Coastal Carolina | | | 55-153 35.9 | 12-35 34.3 | 18-43 41.9 | 11-34 32.4 | 14-41 34.1 | 0-0 0.0 |
| Opponents | | | 77-160 48.1 | 16-33 48.5 | 25-49 51.0 | 19-36 52.8 | 17-42 40.5 | 0-0 0.0 |

4th-Down Conversions

| Date | Opponent | Score | Overall | 1st Qtr | 2nd Qtr | 3rd Qtr | 4th Qtr | Overtime |
|------------------|----------------------|---------|-----------|-----------|-----------|-----------|-----------|----------|
| Sep 02, 2017 | UMASS | W 38-28 | 2-2 100.0 | 1-1 100.0 | 0-0 0.0 | 0-0 0.0 | 1-1 100.0 | |
| Sep 16, 2017 | at UAB | L 23-30 | 0-2 0.0 | 0-1 0.0 | 0-1 0.0 | 0-0 0.0 | 0-0 0.0 | |
| Sep 23, 2017 | WESTERN ILLINOIS | L 10-52 | 0-2 0.0 | 0-0 0.0 | 0-1 0.0 | 0-1 0.0 | 0-0 0.0 | |
| Sep 30, 2017 | at ULM | L 43-51 | 0-0 0.0 | 0-0 0.0 | 0-0 0.0 | 0-0 0.0 | 0-0 0.0 | |
| Oct 07, 2017 | GEORGIA STATE | L 21-27 | 0-1 0.0 | 0-0 0.0 | 0-0 0.0 | 0-1 0.0 | 0-0 0.0 | |
| Oct 14, 2017 | at Arkansas State | L 17-51 | 0-0 0.0 | 0-0 0.0 | 0-0 0.0 | 0-0 0.0 | 0-0 0.0 | |
| Oct 21, 2017 | at Appalachian State | L 29-37 | 0-1 0.0 | 0-0 0.0 | 0-0 0.0 | 0-0 0.0 | 0-1 0.0 | |
| Oct 28, 2017 | TEXAS STATE | L 7-27 | 0-0 0.0 | 0-0 0.0 | 0-0 0.0 | 0-0 0.0 | 0-0 0.0 | |
| Nov 04, 2017 | at Arkansas | L 38-39 | 1-2 50.0 | 0-0 0.0 | 0-0 0.0 | 0-0 0.0 | 1-2 50.0 | |
| Nov 11, 2017 | TROY | L 17-42 | 3-4 75.0 | 0-0 0.0 | 1-1 100.0 | 2-2 100.0 | 0-1 0.0 | |
| Nov 18, 2017 | at Idaho | W 13-7 | 0-1 0.0 | 0-0 0.0 | 0-0 0.0 | 0-0 0.0 | 0-1 0.0 | |
| Dec 02, 2017 | GEORGIA SOUTHERN | W 28-17 | 1-2 50.0 | 0-0 0.0 | 0-1 0.0 | 1-1 100.0 | 0-0 0.0 | |
| Coastal Carolina | | | 7-17 41.2 | 1-2 50.0 | 1-4 25.0 | 3-5 60.0 | 2-6 33.3 | 0-0 0.0 |
| Opponents | | | 7-11 63.6 | 1-2 50.0 | 4-4 100.0 | 0-0 0.0 | 2-5 40.0 | 0-0 0.0 |

Time of Possession

| Date | Opponent | Score | Overall | 1st Qtr | 2nd Qtr | 3rd Qtr | 4th Qtr | Overtime |
|------------------|----------------------|---------|---------|---------|---------|---------|---------|----------|
| Sep 02, 2017 | UMASS | W 38-28 | 34:45 | 11:04 | 6:43 | 8:44 | 8:14 | |
| Sep 16, 2017 | at UAB | L 23-30 | 33:33 | 7:03 | 7:41 | 9:35 | 9:14 | |
| Sep 23, 2017 | WESTERN ILLINOIS | L 10-52 | 26:57 | 6:59 | 6:41 | 5:17 | 8:00 | |
| Sep 30, 2017 | at ULM | L 43-51 | 33:21 | 7:13 | 8:46 | 10:59 | 6:23 | |
| Oct 07, 2017 | GEORGIA STATE | L 21-27 | 29:03 | 8:48 | 6:14 | 8:25 | 5:36 | |
| Oct 14, 2017 | at Arkansas State | L 17-51 | 31:53 | 10:31 | 6:26 | 7:43 | 7:13 | |
| Oct 21, 2017 | at Appalachian State | L 29-37 | 28:16 | 7:24 | 8:35 | 6:56 | 5:21 | |
| Oct 28, 2017 | TEXAS STATE | L 7-27 | 23:07 | 7:15 | 5:44 | 5:15 | 4:53 | |
| Nov 04, 2017 | at Arkansas | L 38-39 | 31:02 | 8:13 | 7:47 | 8:33 | 6:29 | |
| Nov 11, 2017 | TROY | L 17-42 | 31:09 | 8:55 | 7:52 | 10:25 | 3:57 | |
| Nov 18, 2017 | at Idaho | W 13-7 | 32:02 | 7:31 | 7:36 | 7:17 | 9:38 | |
| Dec 02, 2017 | GEORGIA SOUTHERN | W 28-17 | 28:34 | 10:06 | 4:41 | 5:49 | 7:58 | |
| Coastal Carolina | | | Total | 101:02 | 84:46 | 94:58 | 82:56 | 0:00 |
| | | | Avg. | 8:25 | 7:03 | 7:54 | 6:54 | 0:00 |
| Opponents | | | Total | 78:58 | 95:14 | 85:02 | 97:04 | 0:00 |
| | | | Avg. | 6:34 | 7:56 | 7:05 | 8:05 | 0:00 |



2017 SEASON IN REVIEW

COASTAL SEASON SUPERLATIVES

TEAM GAME HIGHS

| | | |
|------------------|------|-------------------------------------|
| Rushes | 49 | at UAB (Sep 16, 2017) |
| Yards Rushing | 321 | vs UMass (Sep 02, 2017) |
| Yards Per Rush | 6.8 | vs UMass (Sep 02, 2017) |
| TD Rushes | 4 | vs UMass (Sep 02, 2017) |
| Pass attempts | 32 | at ULM (Sep 30, 2017) |
| Pass completions | 18 | at ULM (Sep 30, 2017) |
| | 18 | vs Georgia State (Oct 07, 2017) |
| Yards Passing | 332 | at Appalachian State (Oct 21, 2017) |
| Yards Per Pass | 11.4 | at Appalachian State (Oct 21, 2017) |
| TD Passes | 4 | at ULM (Sep 30, 2017) |
| Total Plays | 72 | at UAB (Sep 16, 2017) |
| Total Offense | 441 | at ULM (Sep 30, 2017) |
| Yards Per Play | 7.4 | at Appalachian State (Oct 21, 2017) |
| Points | 43 | at ULM (Sep 30, 2017) |
| Sacks By | 3 | vs Texas State (Oct 28, 2017) |
| First Downs | 24 | at Arkansas State (Oct 14, 2017) |
| Penalties | 14 | vs Texas State (Oct 28, 2017) |
| Penalty Yards | 123 | vs Texas State (Oct 28, 2017) |
| Turnovers | 4 | vs Western Illinois (Sep 23, 2017) |
| Interceptions By | 1 | vs Georgia State (Oct 07, 2017) |
| | 1 | vs Texas State (Oct 28, 2017) |
| | 1 | vs Troy (Nov 11, 2017) |
| | 1 | at Idaho (Nov 18, 2017) |
| | 1 | vs Georgia Southern (Dec 02, 2017) |
| Punts | 9 | vs Texas State (Oct 28, 2017) |
| Punting Avg | 54.7 | at Appalachian State (Oct 21, 2017) |
| Long Punt | 65 | at Appalachian State (Oct 21, 2017) |
| Punts inside 20 | 4 | vs UMass (Sep 02, 2017) |
| Long Punt Return | 24 | at UAB (Sep 16, 2017) |

INDIVIDUAL GAME HIGHS

| | | |
|---------------------|------|--|
| Rushes | 19 | Abercrombie, Osharmar at UAB (Sep 16, 2017) |
| | 19 | Abercrombie, Osharmar vs Georgia Southern (Dec 02, 2017) |
| Yards Rushing | 149 | Abercrombie, Osharmar vs UMass (Sep 02, 2017) |
| TD Rushes | 2 | Demos, Dalton vs UMass (Sep 02, 2017) |
| | 2 | Abercrombie, Osharmar vs UMass (Sep 02, 2017) |
| | 2 | Abercrombie, Osharmar at UAB (Sep 16, 2017) |
| | 2 | Abercrombie, Osharmar vs Georgia Southern (Dec 02, 2017) |
| Long Rush | 55 | Abercrombie, Osharmar at Arkansas State (Oct 14, 2017) |
| Pass attempts | 31 | Keane, Tyler at ULM (Sep 30, 2017) |
| Pass completions | 18 | Keane, Tyler at ULM (Sep 30, 2017) |
| | 18 | Keane, Tyler vs Georgia State (Oct 07, 2017) |
| Yards Passing | 332 | Keane, Tyler at Appalachian State (Oct 21, 2017) |
| TD Passes | 4 | Keane, Tyler at ULM (Sep 30, 2017) |
| Long Pass | 86 | Keane, Tyler at ULM (Sep 30, 2017) |
| Receptions | 9 | Williams, Malcolm at ULM (Sep 30, 2017) |
| Yards Receiving | 266 | Williams, Malcolm at ULM (Sep 30, 2017) |
| TD Receptions | 2 | Williams, Malcolm at ULM (Sep 30, 2017) |
| | 2 | Kjosa, Maxwell at ULM (Sep 30, 2017) |
| | 2 | Williams, Malcolm vs Georgia Southern (Dec 02, 2017) |
| Long Reception | 86 | Williams, Malcolm at ULM (Sep 30, 2017) |
| Field Goals | 3 | Rabon, Evan at Appalachian State (Oct 21, 2017) |
| Long Field Goal | 52 | Rabon, Evan vs Western Illinois (Sep 23, 2017) |
| | 52 | Rabon, Evan at Idaho (Nov 18, 2017) |
| Punts | 9 | Rabon, Evan vs Texas State (Oct 28, 2017) |
| Punting Avg | 54.7 | Rabon, Evan at Appalachian State (Oct 21, 2017) |
| Long Punt | 65 | Rabon, Evan at Appalachian State (Oct 21, 2017) |
| Punts inside 20 | 4 | Rabon, Evan vs UMass (Sep 02, 2017) |
| Long Punt Return | 24 | Tyler, Ky'Jon at UAB (Sep 16, 2017) |
| Long Kickoff Return | 88 | Tyler, Ky'Jon at ULM (Sep 30, 2017) |
| Tackles | 19 | Johnson, Shane vs Texas State (Oct 28, 2017) |
| Sacks | 1.0 | Jackson, Tarron vs UMass (Sep 02, 2017) |
| | 1.0 | Williamson, Marcus at UAB (Sep 16, 2017) |
| | 1.0 | Jackson, Tarron vs Western Illinois (Sep 23, 2017) |
| | 1.0 | Heft, James at ULM (Sep 30, 2017) |
| | 1.0 | Williamson, Marcus vs Georgia State (Oct 07, 2017) |
| | 1.0 | Williamson, Marcus at Appalachian State (Oct 21, 2017) |
| | 1.0 | Johnson, Shane vs Texas State (Oct 28, 2017) |
| | 1.0 | Tolbert, Ja'ree vs Texas State (Oct 28, 2017) |
| | 1.0 | Jackson, Tarron vs Texas State (Oct 28, 2017) |
| | 1.0 | Brewer, C.J. vs Troy (Nov 11, 2017) |
| | 1.0 | Williamson, Marcus at Idaho (Nov 18, 2017) |
| | 1.0 | Brewer, C.J. at Idaho (Nov 18, 2017) |
| | 1.0 | Kelly, Silas vs Georgia Southern (Dec 02, 2017) |
| Tackles For Loss | 2.5 | Johnson, Kerron vs Western Illinois (Sep 23, 2017) |
| Interceptions | 1 | Wattley, Fitz vs Georgia State (Oct 07, 2017) |
| | 1 | Wattley, Fitz vs Texas State (Oct 28, 2017) |
| | 1 | Carey, Preston vs Troy (Nov 11, 2017) |
| | 1 | Wattley, Fitz at Idaho (Nov 18, 2017) |
| | 1 | Carey, Preston vs Georgia Southern (Dec 02, 2017) |



2018 COASTAL CAROLINA FOOTBALL MEDIA GUIDE



2017 SEASON IN REVIEW

2017 GAME RECAPS AND BOX SCORES

GAME 1

UMASS.....28
COASTAL CAROLINA.....38
 SEPT. 2, 2017 • CONWAY, S.C. • BROOKS STADIUM • 13,274

CONWAY — Osharmar Abercrombie rushed for a career-high 149 yards and scored twice to lead Coastal Carolina to a 38-28 victory over UMass in the Chanticleers' first game as members of the NCAA Division I Football Bowl Subdivision (FBS) and Sun Belt Conference.

The win was CCU's first over an FBS program, going 0-7 in such games previously. Abercrombie, who had his second career 100-yard game, averaged 8.8 yards on just 17 carries. Overall, Coastal Carolina rushed for 342 yards. Quarterback Dalton Demos also scored twice in his return to Coastal. The game was tied at 21-21 after UMass scored on its opening drive of the third quarter. However, Coastal reeled of 17 unanswered points to cruise to the win.

Coastal was forced to punt on its opening drive, but the defense created a turnover early on UMass's first possession and gave the Chants the ball on the UMass 17 yard line. Four plays later, Demos crashed his way up the middle to give the Chants a 7-0 lead.

The Minutemen answered right back with a four-play, 72-yard drive to tie the game at 7-7. Andrew Ford connected with tight end Adam Breneman for gains of 37 and 14 yards before Marquis Young capped the drive with a four-yard rush around the left end.

After the teams traded punts, Coastal regained a seven-point advantage, 14-7, with 47 seconds left in the first quarter as Demos kept the ball on a misdirection play and ran untouched 22 yards to the end zone.

UMass once again tied the game, 14-14, with 10:37 left in the second quarter as Ford hit Andy Isabella in the right corner for a 21-yard touchdown pass.

Late in the second quarter, Coastal made three big stops on one drive, including sacks from Myles White and Tarron Jackson, to force UMass to punt from its own one-yard line. Abercrombie had 17-yard run and later scored from four yards out to give Coastal a 21-14 lead with 51 seconds left before the break.

The Minutemen opened the second half with a nine-play, 79-yard scoring drive to knot the game at 21-21. Ford found Breneman for 19 yards during the drive and later scored on a quarterback keeper from nine yards out.

On the ensuing drive, Coastal got runs of 25 yards from Alex James and 17 yards by Abercrombie but the drive stalled. Evan Rabon came on and split the uprights from 46 yards out to give CCU a 24-21 advantage. The field goal tied for the ninth-longest in school history.

After a UMass punt and 18-yard return by Chris Jones, Marcus Outlow broke off a 26-yard run. The Chants benefited from a face mask penalty on third down to keep the drive alive. On the next play, Keane found Jones for a 13-yard score to put the Chants up 31-21 at the 4:48 mark of the third quarter.

Midway through the fourth quarter, Coastal drove 89 yards in eight plays to take a 38-21 lead. The Chants took advantage of runs of 14 and 45 yards by Abercrombie. The senior then converted a fourth-and-1, gaining five yards. On the next play, Abercrombie found pay dirt.

UMass only needed 2:18 to cover 84 yards and make the score 38-28 with 1:10 left in the game, Marquis Young scored on a one-yard rushing TD.

| SCORE BY QUARTERS | 1 | 2 | 3 | 4 | SCORE | |
|-------------------|----|---|----|---|-------|---------------|
| UMass | 7 | 7 | 7 | 7 | 28 | Record: (0-2) |
| Coastal Carolina | 14 | 7 | 10 | 7 | 38 | Record: (1-0) |

| SCORING SUMMARY | | UMASS | CCU |
|-----------------|---|-------|-----|
| 1st | 08:21 COASTAL Demos, Dalton 1 yd run (Rabon, Evan kick), 4-17 1:52 | 0 | 7 |
| | 06:48 UMSS YOUNG, Marquis 4 yd run (SCHREINER, M. kick), 4-72 1:26 | 7 | 7 |
| | 00:47 COASTAL Demos, Dalton 22 yd run (Rabon, Evan kick), 5-38 2:32 | 7 | 14 |
| 2nd | 10:37 UMSS ISABELLA, Andy 21 yd pass from FORD, Andrew (SCHREINER, M. kick), 12-63 5:00 | 14 | 14 |
| | 00:51 COASTAL Abercrombie, Osharmar 4 yd run (Rabon, Evan kick), 3-36 1:16 | 14 | 21 |
| 3rd | 12:51 UMSS FORD, Andrew 9 yd run (SCHREINER, M. kick), 9-79 2:03 | 21 | 21 |
| | 09:24 COASTAL Rabon, Evan 46 yd field goal, 7-53 3:21 | 21 | 24 |
| | 04:48 COASTAL Jones, Chris 13 yd pass from Keane, Tyler (Rabon, Evan kick), 4-58 1:31 | 21 | 31 |
| 4th | 03:45 COASTAL Abercrombie, Osharmar 7 yd run (Rabon, Evan kick), 8-89 4:04 | 21 | 38 |
| | 01:10 UMSS YOUNG, Marquis 1 yd run (SCHREINER, M. kick), 8-84 2:18 | 28 | 38 |

| | UMASS | COASTAL |
|---------------------------------|---------|---------|
| FIRST DOWNS..... | 23 | 20 |
| RUSHES-YARDS (NET)..... | 26-79 | 47-321 |
| PASSING YDS (NET)..... | 362 | 80 |
| Passes Att-Comp-Int..... | 45-27-0 | 18-10-0 |
| TOTAL OFFENSE PLAYS-YARDS..... | 71-441 | 65-401 |
| Fumble Returns-Yards..... | 0-0 | 0-0 |
| Punt Returns-Yards..... | 3-4 | 4-46 |
| Kickoff Returns-Yards..... | 7-168 | 4-71 |
| Interception Returns-Yards..... | 0-0 | 0-0 |
| Punts (Number-Avg)..... | 6-45.8 | 7-39.4 |
| Fumbles-Lost..... | 3-2 | 1-0 |
| Penalties-Yards..... | 7-64 | 6-68 |
| Possession Time..... | 25:15 | 34:45 |
| Third-Down Conversions..... | 5 of 13 | 1 of 11 |
| Fourth-Down Conversions..... | 1 of 1 | 2 of 2 |
| Red-Zone Scores-Chances..... | 4-5 | 4-4 |
| Sacks By: Number-Yards..... | 0-0 | 1-7 |

RUSHING:
 UMass - YOUNG, Marquis 12-40, 2 TDs; ISABELLA, Andy 1-19; FORD, Andrew 6-11, TD; COMIS, Ross 2-9; OREKOYA, Nick 1-2; ALLY, Bilal 2-2; DINGLE, Brennan 2(-4).
 Coastal Carolina - Abercrombie, Osharmar 17-149, 2 TDs; Outlow, Marcus 8-55; James, Alex 5-49; Demos, Dalton 7-28, 2 TDs; Jones, Chris 1-20; Williams, Malcolm 1-7; Keane, Tyler 2-9; Tyler, KyJon 3-3; TEAM 3(-9).

PASSING:
 UMass - FORD, Andrew 25-41-0-316, TD; COMIS, Ross 2-4-0-46.
 Coastal Carolina - Keane, Tyler 9-17-0-78, TD; Demos, Dalton 1-1-0-2.

RECEIVING:
 UMass - BRENNAN, Adam 9-126; ISABELLA, Andy 6-101, TD; YOUNG, Marquis 4-29; BRITT, Jessie 3-45; DINGLE, Brennan 2-24; PALMER, Sadiq 2-22; REYNOLDS, Travis 1-15.
 Coastal Carolina - Tyler, KyJon 5-38; Jones, Chris 1-13, TD; Outlow, Marcus 1-12; Collins Jr., Larry 1-8; Abercrombie, Osharmar 1-7; James, Alex 1-2.

INTS:
 UMass - None. Coastal Carolina - None.

COASTAL TACKLES LEADERS (UA-A): Wattlely, Fitz 6-5; Kelly, Silas 5-4; Johnson, Shane 3-4; Hears, Dontay 5-1; Johnson, Kerron 4-0; Jackson, Tarron 4-0; Brewer, C.J. 3-0; Clark, Nicholas 2-1; Chesley, Anthony 2-1; White, Myles 1-2; Howard, Amir 1-2; Carey, Preston 1-2; Paul, Laqavious 0-3.

GAME 2

COASTAL CAROLINA.....23
UAB.....30
 SEPT. 16, 2017 • BIRMINGHAM, ALA. • LEGION FIELD • 24,789

BIRMINGHAM, Ala. — Coastal Carolina scored 18 second-half points and only allowed 85 yards of total offense over the final two quarters, but UAB was able to hold on for a 30-23 victory Saturday afternoon at Legion Field.

Coastal was able to stay within striking distance despite missing two field goals, having three turnovers and being whistled for nine penalties for 75 yards. The Chanticleers did not gain the Blazers, 327 yards to 274, and held a seven minute advantage in time of possession.

UAB wasted little time in grabbing a 7-0 lead as the Blazers took the opening kickoff and scored on a nine-play, 79-yard drive. UAB quarterback A.J. Erdelyi was 4-of-4 passing on the drive and closed it out with a seven-yard touchdown run.

The Blazers took advantage of CCU's first turnover of the season when Fitzgerald Mofor made a diving play to intercept a tipped pass. After converting a fourth down, Spencer Brown found pay dirt from 11 yards out to give UAB a 13-0 lead with 18 ticks left in the first quarter. However, on the PAT attempt, Marcus Williamson blocked his fifth career kick (three field goals and two extra points) and Preston Carey returned the ball 87 yards for a defensive two-point conversion to make the score 13-2.

After a short punt, Coastal took over on the UAB 35 yard line. However, Coastal could not take full advantage and had to settle for a 39-yard field goal by Evan Rabon to make the score 13-5 in the Blazers' favor midway through the second quarter.

On the ensuing kickoff, Chandler Kryst forced and recovered a fumble to give Coastal the ball on the UAB 16. However, the Chants were not as fortunate this time as a 29-yard field goal missed wide left.

As the first half came to a close, UAB kicked a 21-yard field goal to cap a drive that covered 76 yards and 15 plays while taking 6:25 off the clock. The field goal made it 16-5 at the break.

While Coastal got the ball to start the second half, the Blazers picked off their third pass of the game on CCU's first drive of the third quarter. Two plays later, Carlos Stephens scored from 26 yards out to put UAB up big at 23-5.

CCU responded with an impressive drive to cut its deficit to 10 at 23-13. Osharmar Abercrombie has runs of 10 and 13 yards during the 12-play drive that covered 83 yards before scoring on a one-yard rushing TD.

The Chants had a chance to trim the lead further, but a missed field goal from 40 yards out to keep the Chants down 10.

Two drives later, Coastal was able to cut into the deficit as Evan Rabon connected from 33 yards out to make the score 23-16. The score was set up by long third-down runs, including one for 20 yards by Dalton Demos and 25 yards by Jacquez Hairston. While UAB was held in check in the third and most of the fourth quarter, UAB was able to break through late in game and put together a six-play, 64-yard drive that was aided by a pair of CCU penalties. Spencer Brown scored from three yards out to put the home team up 30-16.

Coastal would not go away and quickly drove 75 yards and Abercrombie scored his second TD of the game to make it a seven-point game, 30-23, with just over a minute to play.

Coastal attempted an on-side kick, but UAB recovered and held on for the win.

| SCORE BY QUARTERS | 1 | 2 | 3 | 4 | SCORE | |
|-------------------|----|---|---|----|-------|---------------|
| Coastal Carolina | 2 | 3 | 8 | 10 | 23 | Record: (1-1) |
| UAB | 13 | 3 | 7 | 7 | 30 | Record: (1-1) |

| SCORING SUMMARY | | COASTAL | UAB |
|-----------------|--|---------|-----|
| 1st | 11:37 UAB ERDELY, A.J. 7 yd run (VOGEL, N. kick), 9-79 3:23 | 0 | 7 |
| | 00:18 UAB BROWN, S. 11 yd run (VOGEL, N. kick blocked), 6-21 2:04 | 0 | 13 |
| | 00:18 COASTAL Carey, Preston PAT return | 2 | 13 |
| 2nd | 08:58 COASTAL Rabon, Evan 39 yd field goal, 7-13 3:32 | 5 | 13 |
| | 00:27 UAB VOGEL, N. 21 yd field goal, 15-76 6:25 | 5 | 16 |
| 3rd | 12:57 UAB STEPHENS, C. 26 yd run (VOGEL, N. kick), 2-29 0:42 | 5 | 23 |
| | 06:58 COASTAL Abercrombie, Osharmar 1 yd run (Jones, Chris rush), 12-83 5:54 | 13 | 23 |
| 4th | 08:56 COASTAL Rabon, Evan 33 yd field goal, 13-67 5:54 | 16 | 23 |
| | 02:54 UAB BROWN, S. 3 yd run (VOGEL, N. kick), 6-64 3:00 | 16 | 30 |
| | 01:19 COASTAL Abercrombie, Osharmar 1 yd run (Rabon, Evan kick), 4-75 1:35 | 23 | 30 |

| | COASTAL | UAB |
|---------------------------------|---------|---------|
| FIRST DOWNS..... | 23 | 18 |
| RUSHES-YARDS (NET)..... | 49-227 | 47-169 |
| PASSING YDS (NET)..... | 100 | 105 |
| Passes Att-Comp-Int..... | 23-9-3 | 15-8-0 |
| TOTAL OFFENSE PLAYS-YARDS..... | 72-327 | 62-274 |
| Fumble Returns-Yards..... | 0-0 | 0-0 |
| Punt Returns-Yards..... | 3-47 | 1-4 |
| Kickoff Returns-Yards..... | 3-75 | 5-57 |
| Interception Returns-Yards..... | 0-0 | 3-17 |
| Punts (Number-Avg)..... | 1-35.0 | 6-38.5 |
| Fumbles-Lost..... | 0-0 | 2-1 |
| Penalties-Yards..... | 9-75 | 5-70 |
| Possession Time..... | 33:33 | 26:27 |
| Third-Down Conversions..... | 6 of 15 | 5 of 13 |
| Fourth-Down Conversions..... | 0 of 2 | 1 of 1 |
| Red-Zone Scores-Chances..... | 3-4 | 4-4 |
| Sacks By: Number-Yards..... | 2-18 | 1-1 |

RUSHING:
 Coastal Carolina - Abercrombie, Osharmar 19-75 (2TDs); Demos, Dalton 10-51; James, Alex 4-35; Williams, Malcolm 3-27; Hairston, Jacquez 2-23; Jones, Chris 1-9; Keane, Tyler 2-8; Tyler, KyJon 1-7; Outlow, Marcus 6-minus 3; TEAM 1-minus 5.
 UAB - BROWN, S. 16-51 (2 TDs); STEPHENS, C. 4-44 (TD); ERDELY, A.J. 15-38 (TD); HADEN, J. 5-20; NOBLE III, J. 7-16.

PASSING:
 Coastal Carolina - Keane, Tyler 7-16-3-75; Demos, Dalton 2-7-0-25.
 UAB - ERDELY, A.J. 7-14-0-102; LISA, C. 1-1-0-3.

RECEIVING:
 Coastal Carolina - Black, Omar 2-18; James, Alex 2-14; Jones, Chris 1-19; Tyler, KyJon 1-16; Abercrombie, Osharmar 1-12; Williams, Malcolm 1-12; Outlow, Marcus 1-9.
 UAB - WILSON, A. 3-43; LISA, C. 2-43; TURNER, JR., R. 1-8; HADEN, J. 1-8; ERDELY, A.J. 1-3.

INTS:
 Coastal Carolina - None. UAB - CREWS, T. 1-17; MOFOR, F. 1-0; DIGGS, M. 1-0.

COASTAL TACKLES LEADERS (UA-A): Williamson, Marcus 7-1; Kelly, Silas 6-2; Paul, Laqavious 4-2; Wattlely, Fitz 3-3; Gunter, Jeffrey 4-1; Howard, Amir 1-4; Kryst, Chandler 3-1; White, Myles 3-0; Johnson, Shane 2-1; Clark, Nicholas 2-1; Jackson, Tarron 1-2.



2018 COASTAL CAROLINA FOOTBALL MEDIA GUIDE



2017 SEASON IN REVIEW

2017 GAME RECAPS AND BOX SCORES

GAME 3

WESTERN ILLINOIS.....52
COASTAL CAROLINA.....10
 SEPT. 23, 2017 • CONWAY, S.C. • BROOKS STADIUM • 14,996

CONWAY — Western Illinois, ranked 19th in the NCAA Division I FCS poll, scored 45 unanswered points to hand Coastal Carolina a 52-10 setback.

WIU took advantage of three turnovers and piled up 510 yards of total offense en route to the win. CCU managed just 56 yards of offense over a six possession span after taking a 10-3 lead in the first quarter.

For the Leathernecks, quarterback Sean McGuire completed 15 passes to 10 players on 17 attempts for 276 yards and three scores.

Coastal took an early 3-0 lead on its second possession as Evan Rabon drilled a 52-yard field goal, the second-longest in school history and one yard shy of the record as Alex Catron hit a 53-yarder at Gardner-Webb in 2014. The score was set up by a 50-yard Tyler Keane to Malcolm Williams completion, a career long for the junior receiver.

The Leathernecks answered with a four-play, 74-yard drive to take a 7-4 lead. The key play was a 36-yard pass from Sean McGuire to Tony Harper. On the scoring play, WIU ran a reverse pass with wide receiver Isaiah LeSure. Coastal nearly sniffed it out as Silas Kelly tipped the pass only to see the ball land in the hands of the quarterback, McGuire.

Undaunted, Coastal bounced right back to regain a three-point lead at 10-7. On third-and-1, Marcus Outlow burst up the middle for a career-long 43-yard run. Two plays later, Alex James found pay dirt from 24 yards out for his first career touchdown.

Midway through the second quarter, Western Illinois put together a nice 11-play drive that consumed nearly six minutes. They had gains of 12, 10, 15 and 19 yards, the last being a McGuire to Brandon Gaston pass to give the Leathernecks a 14-10 lead.

On its next possession, Western gained 57 yards on a shovel pass to tight end Adam Conrady to the CCU 15. Steve McShane got the CCU one on a reverse and Max Norris capped the drive with a one-yard dive to put Western Illinois up 21-10 with 2:23 left in the first half.

Western Illinois kept the momentum as the second half began. McGuire connected with Clint Ratkovich on the first play from scrimmage and, two plays later, McGuire scrambled for a 16-yard gain. McGuire then found McShane for a 17-yard completion before McShane had a two-yard TD run to put WIU up 28-10.

For the second time, Western Illinois was on the fortunate end of a tipped pass, this one on defense. Tyrin Holloway met Malcolm Williams at the same time the pass arrived and Riggs Baxter came down with it for an interception. On the next play, McGuire ran right then threw back across the field to an open Conrady for a 10-yard TD and a 35-10 lead.

On the ensuing drive, Western Illinois forced a turnover on downs. The Leathernecks were able to turn the turnover into a score for a 32-point lead, 42-10, with nine seconds left in the third quarter.

After a CCU punt that put WIU on its own 20-yard line, Western Illinois sealed the game with six minutes left as Devon Sanders broke free for an 80-yard touchdown run to go up 52-10.

| SCORE BY QUARTERS | 1 | 2 | 3 | 4 | SCORE | |
|-------------------|----|----|----|----|-------|---------------|
| Western Illinois | 7 | 14 | 21 | 10 | 52 | Record: (3-0) |
| Coastal Carolina | 10 | 0 | 0 | 0 | 10 | Record: (1-2) |

SCORING SUMMARY

| | WIU | CCU |
|-------------------|--|-------|
| 1st 07:29 COASTAL | Rabon, Evan 52 yd field goal, 5-47 2:06 | 0 3 |
| 04:49 WIU | Sean McGuire 9 yd pass from Isaiah LeSure (Sam Crosa kick), 4-74 2:33 | 7 3 |
| 01:47 COASTAL | James, Alex 24 yd run (Rabon, Evan kick), 5-83 2:56 | 7 10 |
| 2nd 07:37 WIU | Brandon Gaston 19 yd pass from Sean McGuire (Sam Crosa kick), 11-79 5:53 | 14 10 |
| 02:23 WIU | Max Norris 1 yd run (Sam Crosa kick), 5-84 2:14 | 21 10 |
| 3rd 10:11 WIU | Steve McShane 2 yd run (Sam Crosa kick), 8-65 4:43 | 28 10 |
| 08:45 WIU | Adam Conrady 10 yd pass from Sean McGuire (Sam Crosa kick), 1-10 0:04 | 35 10 |
| 00:09 WIU | Clint Ratkovich 5 yd pass from Sean McGuire (Sam Crosa kick), 8-59 4:50 | 42 10 |
| 4th 09:24 WIU | Sam Crosa 35 yd field goal, 7-26 4:27 | 45 10 |
| 06:13 WIU | Devon Sanders 80 yd run (Sam Crosa kick), 1-80 0:11 | 52 10 |

| | WIU | COASTAL |
|---------------------------------|---------|---------|
| FIRST DOWNS..... | 21 | 15 |
| RUSHES-YARDS (NET)..... | 37-225 | 35-170 |
| PASSING YDS (NET)..... | 285 | 137 |
| Passes Att-Comp-Int..... | 20-18-0 | 23-11-3 |
| TOTAL OFFENSE PLAYS-YARDS..... | 57-510 | 58-307 |
| Fumble Returns-Yards..... | 0-0 | 0-0 |
| Punt Returns-Yards..... | 0-0 | 3-36 |
| Kickoff Returns-Yards..... | 3-66 | 7-146 |
| Interception Returns-Yards..... | 3-3 | 0-0 |
| Punts (Number-Avg)..... | 3-50.0 | 5-43.8 |
| Fumbles-Lost..... | 0-0 | 2-1 |
| Penalties-Yards..... | 3-35 | 7-66 |
| Possession Time..... | 33:03 | 26:57 |
| Third-Down Conversions..... | 4 of 8 | 3 of 11 |
| Fourth-Down Conversions..... | 0 of 0 | 0 of 2 |
| Red-Zone Scores-Chances..... | 7-7 | 0-0 |
| Sacks By: Number-Yards..... | 4-25 | 1-8 |

RUSHING:

Western Illinois - Max Norris 13-80 (TD); Devon Sanders 3-78 (TD); Steve McShane 9-26 (TD); Isaiah LeSure 2-15; Vic Johnson 4-11; Sean McGuire 4-9; Jaelon Acklin 1-3; Clint Ratkovich 1-3.
 Coastal Carolina - Outlow, Marcus 4-66; James, Alex 3-31 (TD); Tyler, Ky/Jon 2-25; Thrasher, Chance 3-22; Abercrombie, Osharmer 9-18; Bennett, Ra'Quan 1-11; Keane, Tyler 5-4; Hairston, Jacquez 1-2; Demos, Dalton 3-minus 1; Bradley, Austin 4-minus 8.

PASSING:

Western Illinois - Sean McGuire 17-19-0-276 (3 TDs); Isaiah LeSure 1-1-0-9 (TD).
 Coastal - Keane, Tyler 6-11-0-85; Thrasher, Chance 5-10-2-52; Demos, Dalton 0-2-1-0; Bradley, Austin 0-0-0-0.

RECEIVING:

Western Illinois - Jaelon Acklin 4-61; Steve McShane 3-39; Adam Conrady 2-67 (TD); Tony Harper 2-45; Clint Ratkovich 2-21 (TD); Brandon Gaston 1-19 (TD); Isaiah LeSure 1-15; Sean McGuire 1-9 (TD); Tyler Slamans 1-8; Max Norris 1-1.
 Coastal Carolina - Williams, Malcolm 5-79; Collins Jr., Larry 2-37; Outlow, Marcus 1-14; Tyler, Ky/Jon 1-9; Black, Omar 1-6; James, Alex 1-minus 8.

INTS:

Western Illinois - Ju. Fitzpatrick 2-0; Riggs Baxter 1-3. Coastal Carolina - None..

COASTAL TACKLES LEADERS (UA-A): Heft, James 5-6; Wattlely, Fitz 5-6; White, Myles 2-7; Johnson, Kerron 5-3; Kelly, Silas 1-4; Chesley, Anthony 3-1; Howard, Amir 2-2; Williamson, Marcus 1-3.

GAME 4

COASTAL CAROLINA.....43
ULM.....51
 SEPT. 30, 2017 • MONROE, LA. • MALONE STADIUM • 10,359

MONROE, La. — Malcolm Williams shattered the CCU single-game record and had the second-best, single-game effort in Sun Belt history with 266 receiving yards. However, it was not enough as Coastal Carolina fell in its first Sun Belt Conference game, 51-43, at ULM Monroe.

The game was a two-point contest, 45-43 in the Warhawks' favor, until the last play of the game. Coastal tried a lateral which resulted in a fumble and ULM returned the ball 15 yards for a touchdown as time expired to provide the eight-point final margin.

Williams accounted for nine of CCU's 18 receptions, had two receiving touchdowns and added a two-point conversion. His receptions were for 86, 13, 23, 27, 47, 5, 38, 10 and 20 yards.

Tyler Keane threw for a career-high 329 yards and four scores while completing a pair of two-point conversions as well. Tight end Maxwell Kjosca caught his first two career passes, both touchdowns, while Marcus Outlow and Alex James each added rushing scores.

Craig Ford made a 40-yard field goal on the Warhawks' opening possession of the game.

Two possessions later, Coastal nearly turned the ball over on a punt return and started on its own two-yard line. After three runs, Williams caught a pass over the middle and out ran ULM's defense for an 86-yard touchdown. On the ensuing kickoff, Marcus Green returned the kick 82 yards for a touchdown.

Undaunted, Keane and Williams hooked up three times for completions of 13, 23 and 27 yards, the last going for a TD. Keane then found James for a two-point play and a 15-10 lead.

The Warhawks answered. Ben Luckett had a 53-yard run on the final play of the first quarter and, six plays later, Luckett scored from one-yard out.

On Coastal's first play after the ULM score, Roland Jenkins hauled in a tipped pass for a Warhawk interception. Two plays later, Derrick Gore scored to put ULM up 24-15.

The back-and-forth game continued. Thanks to a 47-yard Keane-to-Williams pass, James capped the seven-play, 68-yard drive with a one-yard rush to make it a two-point game at 24-22.

For the second time in the contest, ULM scored off an interception. Starting on the CCU 23, Sloan Spiller caught a 20-yard TD from Caleb Evans to put the Warhawks up 31-22.

The second half opened with Coastal punting on its first possession. Then, on ULM's fourth play, Luckett burst up the middle for a 56-yard touchdown run and 38-22 lead.

On the ensuing kickoff, Ky/Jon Tyler had an 88-yard return, the longest non-scoring play in school history. Three plays later, Outlow scored his first touchdown as a Chant, a one-yard run, and Keane hit Williams to add the two-point conversion and make the score 38-30.

Similar to the first half, a roughing the quarterback penalty extended the Warhawks' drive. However, this time it resulted in a touchdown, a one-yard run by Gore.

As the third quarter drew to a close, Keane completed a 38-yard pass to Williams. Two plays into the fourth, Keane threw a pass to Kjosca, who out-jumped two defenders for a five-yard TD. It was the first career touchdown for Kjosca.

With five minutes left, Coastal took over on its own 21. Keane engineered a seven-play, 79-yard drive, completing six passes on the drive, including a nine-yard score to Kjosca.

| SCORE BY QUARTERS | 1 | 2 | 3 | 4 | SCORE | |
|-------------------|----|----|----|----|-------|-------------------|
| Coastal Carolina | 15 | 7 | 8 | 13 | 43 | Record: (1-3,0-1) |
| ULM | 10 | 21 | 14 | 6 | 51 | Record: (2-2,0-0) |

SCORING SUMMARY

| | COASTAL | ULM |
|-------------------|--|-------|
| 1st 10:14 ULM | Ford, Craig 40 yd field goal, 12-55 4:46 | 0 3 |
| 03:55 COASTAL | Williams, Malcolm 86 yd pass from Keane, Tyler (Rabon, Evan kick), 4-98 2:21 | 7 3 |
| 03:42 ULM | Green, Marcus 82 yd kickoff return (Ford, Craig kick) | 7 10 |
| 00:50 COASTAL | Williams, Malcolm 27 yd pass from Keane (James, Alex pass from Keane), 7-85 2:52 | 15 10 |
| 2nd 12:34 ULM | Luckett, Ben 1 yd run (Ford, Craig kick), 8-75 3:16 | 15 17 |
| 11:38 ULM | Gore, Derrick 10 yd run (Ford, Craig kick), 2-15 0:39 | 15 24 |
| 07:21 COASTAL | James, Alex 1 yd run (Rabon, Evan kick), 7-68 4:17 | 22 24 |
| 02:33 ULM | Spiller, Sloan 20 yd pass from Evans, Caleb (Ford, Craig kick), 2-23 0:32 | 22 31 |
| 11:44 ULM | Luckett, Ben 56 yd run (Ford, Craig kick), 4-67 1:32 | 22 38 |
| 10:11 COASTAL | Outlow, Marcus 1 yd run (Williams, Malcolm pass from Keane), 3-12 1:33 | 30 38 |
| 05:31 ULM | Gore, Derrick 1 yd run (Ford, Craig kick), 3-50 1:10 | 30 45 |
| 4th 14:52 COASTAL | Kjosca, Maxwell 5 yd pass from Keane, Tyler (Keane, Tyler pass failed), 11-75 5:39 | 36 45 |
| 03:07 COASTAL | Kjosca, Maxwell 9 yd pass from Keane, Tyler (Rabon, Evan kick), 7-79 2:18 | 43 45 |
| 00:00 ULM | Tucker, Caleb 15 yd fumble recovery | 43 51 |

| | COASTAL | ULM |
|---------------------------------|---------|---------|
| FIRST DOWNS..... | 21 | 16 |
| RUSHES-YARDS (NET)..... | 38-112 | 40-243 |
| PASSING YDS (NET)..... | 329 | 101 |
| Passes Att-Comp-Int..... | 32-18-2 | 20-12-0 |
| TOTAL OFFENSE PLAYS-YARDS..... | 70-441 | 60-344 |
| Fumble Returns-Yards..... | 0-0 | 1-15 |
| Punt Returns-Yards..... | 2-6 | 3-10 |
| Kickoff Returns-Yards..... | 5-159 | 6-159 |
| Interception Returns-Yards..... | 0-0 | 2-23 |
| Punts (Number-Avg)..... | 5-44.4 | 7-39.3 |
| Fumbles-Lost..... | 2-1 | 2-0 |
| Penalties-Yards..... | 7-80 | 4-35 |
| Possession Time..... | 33:21 | 26:39 |
| Third-Down Conversions..... | 8 of 14 | 2 of 11 |
| Fourth-Down Conversions..... | 0 of 0 | 1 of 1 |
| Red-Zone Scores-Chances..... | 4-4 | 4-4 |
| Sacks By: Number-Yards..... | 1-6 | 3-19 |

RUSHING:

Coastal Carolina - Abercrombie, Osharmer 13-51; Outlow, Marcus 8-25, TD; James, Alex 4-21, TD; Thrasher, Chance 1-10; Demos, Dalton 3-4; Keane, Tyler 9-1.
 ULM - Luckett, Ben 7-127, 2 TDs; Gore, Derrick 22-74, 2 TDs; Green, Marcus 2-31; Evans, Caleb 8-7; Carter, Duke 1-4.

PASSING:

Coastal Carolina - Keane, Tyler 18-31-2-329, 4 TDs; Demos, Dalton 0-1-0-0.
 ULM - Evans, Caleb 12-20-0-101., TD

RECEIVING:

Coastal Carolina - Williams, Malcolm 9-266, 2 TDs; Black, Omar 3-42; Collins Jr., Larry 2-17; Kjosca, Maxwell 2-14, 2 TDs; Bradshaw, Gary 1-6; Abercrombie, Osharmer 1-5; Keane, Tyler 0-minus 21.
 ULM - Pederson, J. 3-13; Green, Marcus 2-23; McCray, Markis 2-19; Brown, Xavier 2-12; Spiller, Sloan 1-20, TD; Williams, Brian 1-14; Gore, Derrick 1-0.

INTS:

Coastal Carolina - None. ULM - Jenkins, Roland 1-17; Day, Chase 1-6.

COASTAL TACKLES LEADERS (UA-A): Kelly, Silas 8-3; Howard, Amir 8-2; Williamson, Marcus 5-3; Heft, James 4-2; Brown, Jave 4-2; White, Myles 2-4; Wattlely, Fitz 4-1; Hears, Dontay 3-1; Tolbert, Ja'ree 3-1.



2018 COASTAL CAROLINA FOOTBALL MEDIA GUIDE



2017 SEASON IN REVIEW

2017 GAME RECAPS AND BOX SCORES



GEORGIA STATE..... 27
COASTAL CAROLINA..... 21
OCT. 7, 2017 • CONWAY, S.C. • BROOKS STADIUM • 15,991

CONWAY — Georgia State returned the opening kickoff 90 yards for a touchdown and scored late in the fourth quarter to secure a 27-21 victory over Coastal Carolina Saturday night as part of Family Weekend.

Panthers' quarterback Conner Manning completed 18-of-30 passes for 273 yards and a touchdown. His top target was Penny Hart, who caught eight passes for 132 yards.

For Coastal, Tyler Keane was 18-of-26 passing for 239 yards with three touchdowns. Georgia State's Glenn Smith took the opening kickoff and, while appearing to be stopped around the 25 yard line, bounced to the outside and sprinted down the left sideline and for a quick 7-0 lead.

Coastal marched back down the field, but missed a 21-yard field goal. On the ensuing Georgia State possession, Manning completed passes of 14, 20, 8, 15 and yards to get to the CCU eight yard line. Two plays later, Manning threw a shovel pass to Hart for a seven-yard score and 14-0 advantage.

Midway through the second quarter, the Chanticleers got on track and cut the deficit in half at 14-7. Keane completed five passes, including a 33-yard score to Omar Black.

Georgia State regained a 14-point lead with 2:26 left in the first half. The Panthers took advantage of two CCU penalties and a 17-yard Manning to Tamir Jones completion to get in scoring range. Tyler Neal capped the nine-play drive with a three-yard rushing touchdown.

While Georgia State led 21-7 at the break, the Panthers only held a six-yard advantage in total yards (181-to-175) and only had 17 rushing yards on 16 attempts.

Like Coastal in the first half and on the same side of the field, Georgia State got inside the 10 yard line, but was forced to kick a field goal. Thanks in part to a bad snap, the kick sailed wide right to keep the score at 21-7.

After a short GSU punt midway through the fourth quarter, Coastal only needed four plays to cover 48 yards and make it a one possession game. Keane started the drive with a 22-yard completion to Chris Jones and later picked up 16 yards on a keeper. He then connected with Ky'Jon Tyler on a five-yard touchdown pass to make the score 21-14.

The Panthers bounced back to take a 27-14 lead with 3:01 left in the game. After a 52-yard Manning to Ari Werts pass, Georgia State needed just four more plays for Demarcus Kirk to score from four yards out. The extra point failed to keep it a 13-point game.

Coastal quickly answered, using just 1:11 to cover 80 yards. Keane hit Malcolm Williams for 25 yards then found Chris Jones for 45 yards to the GSU five. On the next play, Larry Collins Jr. caught his first career touchdown, a five-yard pass from Keane. The extra point cut the CCU deficit to six at 27-21.

The Chanticleers tried an on-side kick. But Georgia State recovered, converted a third down and was able to run out the clock.

| SCORE BY QUARTERS | 1 | 2 | 3 | 4 | SCORE | |
|-------------------|----|---|---|----|-------|-------------------|
| Georgia State | 14 | 7 | 0 | 6 | 27 | Record: (2-2,1-0) |
| Coastal Carolina | 0 | 7 | 0 | 14 | 21 | Record: (1-4,0-2) |

SCORING SUMMARY

| | GSU | CCU |
|--|-----|-----|
| 1st 14:44 GSU Smith, Glenn 90 yd kickoff return (Wright, Brandon kick) | 7 | 0 |
| 03:25 GSU Hart, Penny 7 yd pass from Manning, Conner (Wright, Brandon kick), 11-80 4:46 | 14 | 0 |
| 2nd 06:58 COASTAL Black, Omar 33 yd pass from Keane, Tyler (Rabon, Evan kick), 11-85 5:15 | 14 | 7 |
| 02:26 GSU Neal, Kyler 3 yd run (Wright, Brandon kick), 9-65 4:23 | 21 | 7 |
| 4th 06:58 COASTAL Tyler, Ky'Jon 5 yd pass from Keane, Tyler (Rabon, Evan kick), 4-48 1:33 | 21 | 14 |
| 03:01 GSU Kirk, Demarcus 4 yd run (Wright, Brandon kick failed), 8-91 3:51 | 27 | 14 |
| 01:50 COASTAL Collins Jr., Larry 5 yd pass from Keane, Tyler (Rabon, Evan kick), 6-80 1:11 | 27 | 21 |

| | GSU | COASTAL |
|---------------------------------|---------|---------|
| FIRST DOWNS | 22 | 17 |
| RUSHES-YARDS (NET)..... | 40-91 | 32-127 |
| PASSING YDS (NET)..... | 273 | 239 |
| Passes Att-Comp-Int | 30-18-1 | 26-18-0 |
| TOTAL OFFENSE PLAYS-YARDS | 70-364 | 58-366 |
| Fumble Returns-Yards | 0-0 | 0-0 |
| Punt Returns-Yards..... | 0-0 | 2-7 |
| Kickoff Returns-Yards | 3-124 | 4-74 |
| Interception Returns-Yards..... | 0-0 | 1-37 |
| Punts (Number-Avg)..... | 4-40.0 | 5-45.6 |
| Fumbles-Lost | 1-0 | 0-0 |
| Penalties-Yards | 6-45 | 7-58 |
| Possession Time..... | 30:57 | 29:03 |
| Third-Down Conversions..... | 8 of 14 | 4 of 11 |
| Fourth-Down Conversions | 0 of 0 | 0 of 1 |
| Red-Zone Scores-Chances | 3-4 | 2-3 |
| Sacks By: Number-Yards..... | 2-9 | 1-10 |

RUSHING:

Georgia State - Smith, Glenn 23-74; Kirk, Demarcus 4-9, TD; Manning, Conner 4-9; Neal, Kyler 6-7, TD; TEAM 3-minus 8.

Coastal Carolina - Abercrombie, Osharmar 9-42; Keane, Tyler 7-32; Outlow, Marcus 7-21; Tyler, Ky'Jon 2-16; Demos, Dalton 3-11; Williams, Malcolm 2-8; James, Alex 2-minus 3.

PASSING:

Georgia State - Manning, Conner 18-30-1-273.

Coastal Carolina - Keane, Tyler 18-26-0-239.

RECEIVING:

Georgia State - Hart, Penny 8-132, TD; Werts, Ari 4-92; Smith, Glenn 3-13; Jones, Tamir 2-24; Neal, Kyler 1-12.

Coastal Carolina - Black, Omar 5-75, TD; Williams, Malcolm 5-55; Tyler, Ky'Jon 4-21; Jones, Chris 2-67, TD; Kjosja, Maxwell 1-16; Collins Jr., Larry 1-5, TD.

INTS:

Georgia State - None. Coastal Carolina - Wattley, Fitz 1-37.

COASTAL TACKLES LEADERS (UA-A): Johnson, Shane 7-5; Chesley, Anthony 7-1; Brown, Jave 4-2; Wattley, Fitz 2-4; Williamson, Marcus 2-2; Tolbert, Ja'ree 1-3; Jackson, Tarron 1-3; Price, Dwayne 0-4; Kelly, Silas 2-1; White, Myles 1-2; Brewer, C.J. 1-2.



COASTAL CAROLINA..... 17
ARKANSAS STATE..... 51
OCT. 14, 2017 • JONESBORO, ARK. • CENTENNIAL BANK STADIUM • 25,916

JONESBORO, Ark. — Arkansas State quarterback Justice Hansen threw for five touchdowns to lead the Red Wolves to a 51-17 victory over Coastal Carolina.

While Coastal trailed 17-7 at the halftime, the statistics were nearly even with CCU having 206 yards to the Red Wolves' 215. But A-State scored on its first three possessions of the second half to pull away for the victory.

Tyler Keane was 8-of-13 passing for 98 yards, but was injured late in the first half. Kilton Anderson, seeing his first action as a Chanticleer, came off the bench to play the entire second half. He completed five passes with a 51-yard touchdown to Chris Jones and finished with 133 passing yards. Omar Black led the CCU receivers with 88 yards, while Jones had 75.

On the first play from scrimmage, Osharmar Abercrombie, who finished with 102 yards, took a hand-off and burst up the middle for 55 yards to the A-State 20-yard line. Coastal would get to the nine before the drive stalled and would come away empty after missing a field goal.

The Red Wolves rode that momentum and put together a 12-play, 80-yard scoring drive. Hansen started the drive with a 13-yard run. He then capped the drive with completions of 15 and 12 yards to Chris Murray, the last for a touchdown to give the home team a 7-0 lead.

After the teams traded punts, Coastal got on track thanks to Kean completions of 33 yards to Black, 12 yards to Ky'Jon Tyler and 10 yards to Tyler. The Chants then took advantage of a pass interference call on third down to keep the drive alive. Abercrombie powered his way five yards to the A-State one-yard line on the final play of the first quarter. Dalton Demos opened the second frame by keeping the ball for his third rushing touchdown of the season, before Evan Rabon added the extra point to tie the game at 7-7.

Midway through the second quarter, A-State regained a seven-point lead at 14-7, as Hansen completed four of his final five passes of the drive, including a 10-yard touchdown pass to Blake Mack.

Coastal was forced to punt and the Red Wolves took over on their 35. A-State quickly marched into scoring position courtesy of a 31-yard Hansen to Johnston White pass. The Chanticleer defense stiffened and, with 12 seconds left, forced a 20-yard field that gave the Red Wolves a 17-7 lead.

A-State opened the second half needing just six plays to take a 24-7 lead on a Hansen to Dijon Paschal 17-yard pass. The Chants were forced to punt on their ensuing drive. While Rabon hit his second 55-yard punt of the game, Blaise Taylor returned the kick 50 yards to the CCU 25. The Chants held firm and forced a 22-yard field goal to give A-State a 27-7 cushion.

After CCU missed a 45-yard field goal, the Red Wolves pushed their lead to 34-7 with just under three minutes left in the third quarter. Hansen set up the score with an 18-yard run, then hit Kendrick Edwards for a four-yard score.

Early in the fourth quarter and one play after an A-State punt, Anderson hit a streaking Jones down the left sideline for a 51-yard touchdown and CCU trailed 34-14.

Undaunted, Hansen only needed five plays to cover 65 yards and throw his fifth touchdown of the game, a 23-yarder to Mack, to give A-State a 41-14 lead.

Rabon (37 yards) and Sawyer Williams (34 yards) traded field goals to make the score 44-17 with 3:20 left. The Red Wolves tacked on a late defensive touchdown off a CCU fumble to put the final score at 51-17.

| SCORE BY QUARTERS | 1 | 2 | 3 | 4 | SCORE | |
|-------------------|---|----|----|----|-------|-------------------|
| Coastal Carolina | 0 | 7 | 0 | 10 | 17 | Record: (1-5,0-3) |
| Arkansas State | 7 | 10 | 17 | 17 | 51 | Record: (3-2,2-0) |

SCORING SUMMARY

| | CCU | A-STATE |
|---|-----|---------|
| 1st 08:58 A-STATE Murray, Chris 12 yd pass from Hansen, Justice (Williams, S. kick), 12-80 3:22 | 0 | 7 |
| 2nd 14:54 COASTAL Demos, Dalton 1 yd run (Rabon, Evan kick), 9-84 5:35 | 7 | 7 |
| 06:58 A-STATE Mack, Blake 10 yd pass from Hansen, Justice (Williams, S. kick), 9-66 2:38 | 7 | 14 |
| 00:08 A-STATE Williams, S. 17 yd field goal, 10-62 2:58 | 7 | 17 |
| 3rd 13:11 A-STATE Paschal, Dijon 17 yd pass from Hansen, Justice (Williams, S. kick), 6-75 1:49 | 7 | 24 |
| 08:47 A-STATE Williams, S. 22 yd field goal, 7-21 2:34 | 7 | 27 |
| 02:46 A-STATE Edwards, K. 4 yd pass from Hansen, Justice (Williams, S. kick), 9-68 2:54 | 7 | 34 |
| 4th 12:48 COASTAL Jones, Chris 51 yd pass from Anderson, Kilton (Rabon, Evan kick), 1-51 0:10 | 14 | 34 |
| 10:55 A-STATE Mack, Blake 23 yd pass from Hansen, Justice (Williams, S. kick), 5-65 1:47 | 14 | 41 |
| 07:27 COASTAL Rabon, Evan 37 yd field goal, 8-59 3:21 | 17 | 41 |
| 03:20 A-STATE Williams, S. 34 yd field goal, 7-27 3:49 | 17 | 44 |
| 01:46 A-STATE Bingham, R. 28 yd fumble recovery (Williams, S. kick) | 17 | 51 |

| | COASTAL | A-STATE |
|---------------------------------|---------|---------|
| FIRST DOWNS | 24 | 27 |
| RUSHES-YARDS (NET)..... | 38-197 | 37-189 |
| PASSING YDS (NET)..... | 231 | 286 |
| Passes Att-Comp-Int | 29-13-0 | 37-24-0 |
| TOTAL OFFENSE PLAYS-YARDS | 67-428 | 74-475 |
| Fumble Returns-Yards | 0-0 | 1-28 |
| Punt Returns-Yards..... | 1-0 | 2-78 |
| Kickoff Returns-Yards | 8-107 | 2-31 |
| Interception Returns-Yards..... | 0-0 | 0-0 |
| Punts (Number-Avg)..... | 5-40.0 | 3-48.7 |
| Fumbles-Lost | 2-1 | 0-0 |
| Penalties-Yards | 6-40 | 6-59 |
| Possession Time..... | 31:53 | 28:07 |
| Third-Down Conversions..... | 3 of 11 | 9 of 15 |
| Fourth-Down Conversions | 0 of 0 | 0 of 0 |
| Red-Zone Scores-Chances | 2-3 | 7-7 |
| Sacks By: Number-Yards..... | 1-3 | 3-27 |

RUSHING:

Coastal Carolina - Abercrombie, Osharmar 10-102; Hairston, Jacqez 5-42; Outlow, Marcus 7-26; James, Alex 4-25; Williams, Malcolm 1-15; Holmes, T'Qele 1-11; Keane, Tyler 2-4; Demos, Dalton 2-minus 4, TD; Anderson, Kilton 5-minus 19.

Arkansas State - Hansen, Justice 9-68; Jones, Jamal 10-41; White, Johnston 9-35; Mason, Chauncey 4-29; Wand, Warren 3-9; Murray, Chris 1-7; Bonner, Logan 1-0.

PASSING:

Coastal Carolina - Anderson, Kilton 5-16-0-133, TD; Keane, Tyler 8-13-0-98.

Arkansas State - Hansen, Justice 24-37-0-286. 5 TDs.

RECEIVING:

Coastal - Black, Omar 5-88; Tyler, Ky'Jon 3-37; Jones, Chris 2-75, TD; James, Alex 2-5; Williams, Malcolm 1-26. Arkansas State-Mack, Blake 6-63, 2 TDs; McInnis, Justin 4-63; Paschal, Dijon 4-45, TD; Edwards, K. 4-32, TD; Murray, Chris 3-35, TD; White, Johnston 2-38; Bayless, Omar 1-10.

INTS: Coastal Carolina - None. A-State - None.

COASTAL TACKLES LEADERS (UA-A): Howard, Amir 4-8; Johnson, Shane 4-5; Carey, Preston 5-2; Wattley, Fitz 4-3; Kelly, Silas 1-6; Chesley, Anthony 0-5; Hears, Dontay 2-2; Gunter, Jeffrey 2-2; Johnson, Kerron 2-2.



2018 COASTAL CAROLINA FOOTBALL MEDIA GUIDE



2017 SEASON IN REVIEW

2017 GAME RECAPS AND BOX SCORES

GAME 7

COASTAL CAROLINA.....29
APPALACHIAN STATE.....37
OCT. 21, 2017 • BOONE, N.C. • KIDD BREWER STADIUM • 30,179

GAME 8

TEXAS STATE.....27
COASTAL CAROLINA.....7
OCT. 28, 2017 • CONWAY, S.C. • BROOKS STADIUM • 13,997

BOONE, N.C. — For the fourth time this season, Coastal Carolina had a chance late and suffered another one-possession loss as Appalachian State scored 20 unanswered points in the second half for a 37-29 victory.

Coastal scored on a seven-yard Tyler Keane to Malcolm Williams pass with 2:38 left in the game to cut the deficit to eight. The Chanticleers then tried an on-side kick, but the Mountaineers recovered and were able to run out the clock for the win.

Keane finished with a career-high 332 passing yards, completing 17-of-29 passes, with two scores. Ky'Jon Tyler posted a career-high 141 receiving yards on five catches and scored once.

However, App State's Taylor Lamb threw for 427 yards, the third-most passing yards by a CCU opponent, with two scores. Marcus Williams rushed for 72 yards and scored twice.

The Mountaineers took the opening kickoff and drove 86 yards in six plays to take a 7-0 lead. The big play in the drive was a 39-yard Lamb to T.J. Watkins completion despite solid coverage by Chandler Kryst. Jalyn Moore capped the drive with a nine-yard touchdown run.

Coastal was forced to punt on its opening drive and Evan Rabon booted a school-record 65-yarder.

However, two plays later, Lamb hit Jalyn Virgil for an 83-yard touchdown pass.

CCU got on the scoreboard with 6:54 left in the first quarter on a 26-yard Rabon field goal. The tally was set up by a 44-yard Keane to Tyler pass and a 21-yard rush by Marcus Outlow.

App took advantage of a CCU pass interference to keep a drive alive as the first quarter ended. The Mountaineers started the second frame on the CCU 17 yard line, but the CCU defense stood strong and forced a 38-yard field goal that gave App a 17-3 lead.

Three plays later, on third-and-short, Keane found Tyler across the middle and the sophomore wore the distance for a 73-yard score to cut the deficit to eight at 17-9. The completion was the 20th-longest scoring play in CCU history and the ninth-longest pass play.

The Chanticleer defense turned up the pressure in the second half of the second quarter. After the Mountaineers missed a 30-yard field goal, Coastal drove 80 yards in nine plays. The big play was a 47-yard Keane to Chris Jones completion. Two plays later, Osharmar Abercrombie found pay dirt from five yards out to put the Chants down just one at 17-16.

Coastal's defense forced a punt on the ensuing drive and started on the App 33 after a Mountaineer penalty. However, two penalties on Coastal eventually forced Rabon to make a 49-yard field goal to put the Chants up 19-17 with 29 seconds left before halftime.

While the Mountaineers quickly moved into scoring position after the CCU field goal, Michael Rubino's 38-yard field goal sailed wide left as time expired to keep it a two-point game.

As the third quarter began, Coastal kept the momentum as Keane hit Jones for 26 yards and Outlow had an 11-yard run. While the drive stalled, Rabon split the uprights from 24 yards out to give CCU a five-point advantage at 22-17.

App regained the lead on its ensuing drive as Virgil caught a Lamb pass, made several defenders miss and scored a 53-yard TD. The two-point play failed to make the score 23-22 in favor of the Chants.

As the fourth quarter began, the Mountaineers pushed their lead to eight as Williams finished an 11-play drive - that started in the third quarter - with a one-yard plunge into the end zone to make the score 30-22.

After a Chanticleer fumble, App State only needed to go 19 yards to score - a one-yard dive by Williams - put the Mountaineers up 37-22 with 6:16 left.

| SCORE BY QUARTERS | 1 | 2 | 3 | 4 | SCORE |
|-------------------|----|----|---|----|-------|
| Coastal Carolina | 3 | 16 | 3 | 7 | 29 |
| Appalachian State | 14 | 3 | 6 | 14 | 37 |

Record: (1-6,0-4)
Record: (5-2,4-0)

SCORING SUMMARY

| | CCU | APP |
|-------------------|---|-------|
| 1st 12:42 APP | Moore,Jalyn 9 yd run (Rubino,Michael kick), 6-86 2:18 | 0 7 |
| 10:01 APP | Virgil,Jalen 83 yd pass from Lamb,Taylor (Rubino,Michael kick), 2-93 0:41 | 0 14 |
| 06:54 COASTAL | Rabon, Evan 26 yd field goal, 7-73 3:02 | 3 14 |
| 2nd 13:21 APP | Rubino,Michael 38 yd field goal, 10-43 4:41 | 3 17 |
| 12:16 COASTAL | Tyler, Ky'Jon 73 yd pass from Keane, Tyler (Rabon, Evan kick failed), 3-80 0:59 | 9 17 |
| 03:17 COASTAL | Abercrombie,Osharmar 5 yd run (Rabon, Evan kick), 9-80 5:35 | 16 17 |
| 00:29 COASTAL | Rabon, Evan 49 yd field goal, 7-16 1:55 | 19 17 |
| 3rd 11:41 COASTAL | Rabon, Evan 24 yd field goal, 8-68 3:19 | 22 17 |
| 07:06 APP | Virgil,Jalen 53 yd pass from Lamb,Taylor (Critchler,Rylee rush failed), 9-91 4:26 | 22 23 |
| 4th 12:55 APP | Williams,M. 1 yd run (Rubino,Michael kick), 11-74 5:34 | 22 30 |
| 06:16 APP | Williams,M. 1 yd run (Staton,C. kick), 5-19 2:21 | 22 37 |
| 02:38 COASTAL | Williams, Malcolm 7 yd pass from Keane, Tyler (Rabon, Evan kick), 8-75 2:35 | 29 37 |

| | COASTAL | APP |
|----------------------------------|---------|---------|
| FIRST DOWNS | 18 | 27 |
| RUSHES-YARDS (NET)..... | 30-102 | 35-122 |
| PASSING YDS (NET)..... | 332 | 427 |
| Passes Att-Comp-Int | 29-17-0 | 39-23-0 |
| TOTAL OFFENSE PLAYS-YARDS | 59-434 | 74-549 |
| Fumble Returns-Yards | 0-0 | 0-0 |
| Punt Returns-Yards..... | 1-13 | 3-12 |
| Kickoff Returns-Yards | 5-114 | 4-40 |
| Interception Returns-Yards | 0-0 | 0-0 |
| Punts (Number-Avg) | 3-54.7 | 3-37.7 |
| Fumbles-Lost | 4-2 | 0-0 |
| Penalties-Yards | 10-85 | 8-72 |
| Possession Time..... | 28:16 | 31:44 |
| Third-Down Conversions..... | 5 of 12 | 7 of 13 |
| Fourth-Down Conversions | 0 of 1 | 0 of 0 |
| Red-Zone Scores-Chances | 4-4 | 4-6 |
| Sacks By: Number-Yards..... | 1-6 | 2-7 |

RUSHING:

Coastal - Abercrombie,Osharmar 11-53, TD; Outlow, Marcus 7-37; Keane, Tyler 8-20; James, Alex 3-(2); Williams, Malcolm 1-(6).

App - Williams,Marcus 15-72, 2 TDs; Lamb,Taylor 7-25; Moore,Jalyn 8-23, TD; Harrington,D. 3-7; Team 2-(-5).

PASSING:

Coastal - Keane, Tyler 17-29-0-332, 2 TDs.
 App State - Lamb,Taylor 23-39-0-427, 2 TDs

RECEIVING:

Coastal - Tyler, Ky'Jon 5-141, TD; Jones, Chris 4-96; Williams, Malcolm 3-44, TD; Abercrombie,Osharmar 2-29; Outlow, Marcus 2-16; James, Alex 1-6.

App State - Lewis,Ike 6-106; Virgil,Jalen 5-186, 2 TDs; Hennigan,T. 4-61; Watkins,T.J. 2-24; Jones,Dante 2-17; Reed,Collin 1-10; Moore,Jalyn 1-9; Williams, Malik 1-7; Williams,M. 1-7.

INTS:

Coastal Carolina - None. App State - None.

COASTAL TACKLES LEADERS (UA-A):

Johnson, Kerron 5-6; Johnson, Shane 6-3; Williamson, Marcus 4-2; Kelly, Silas 5-0; Hears, Dontay 3-2; White, Myles 1-4; Clark, Nicholas 2-2.

CONWAY — Damian Williams completed 27-of-38 passes for 269 yards with two touchdowns to help Texas State spoil Coastal Carolina's Homecoming as the Bobcats claimed a 27-7 victory at Brooks Stadium.

The Bobcats grabbed an early 7-0 lead, scoring on their first possession. Texas State pulled out a trick play, using a double reverse as Williams took the ball after two pitches and found tight end Gabe Schrade streaking down the left sideline for a 54-yard touchdown.

The Chanticleers looked like they would be going down by 10 points early as Texas State lined up for a 44-yard field goal on its second possession. However, there was a bad exchange on the snap and Coastal's Anthony Chesley scooped the ball up on the 50 yard line and ran untouched to the end zone to tie the game at 7-7.

With 4:20 left in the second quarter, Texas State put together a 14-play, 85-yard scoring drive. The Bobcats got a 33-yard pass from Williams to Tyler Watts, took advantage of two 15-yard penalties on the Chants and converted a third-and-nine with a completion to the CCU two yard line. Three plays later, Williams hit Eric Luna on a quick slant for a seven-yard touchdown pass to give Texas State a 14-7 lead.

The Bobcats got the ball back with 2:09 left before the break, drove 68 yards in 11 plays and Foster Hilborn hit a 37-yard field goal as time expired to give the visitors a 17-7 lead at halftime.

Hilborn would add a 37-yard field goal with 2:54 left in the third quarter to put his Bobcats up 20-7. Texas State pushed its lead to 20 as the fourth quarter began when Anthony Smith found pay dirt from one-yard out.

Hilborn would add a 37-yard field goal with 2:54 left in the third quarter to put his Bobcats up 20-7. Texas State pushed its lead to 20 as the fourth quarter began when Anthony Smith found pay dirt from one-yard out.

Hilborn would add a 37-yard field goal with 2:54 left in the third quarter to put his Bobcats up 20-7. Texas State pushed its lead to 20 as the fourth quarter began when Anthony Smith found pay dirt from one-yard out.

Hilborn would add a 37-yard field goal with 2:54 left in the third quarter to put his Bobcats up 20-7. Texas State pushed its lead to 20 as the fourth quarter began when Anthony Smith found pay dirt from one-yard out.

| SCORE BY QUARTERS | 1 | 2 | 3 | 4 | SCORE |
|-------------------|---|----|---|---|-------|
| Texas State | 7 | 10 | 3 | 7 | 27 |
| Coastal Carolina | 7 | 0 | 0 | 0 | 7 |

Record: (2-6,1-3)
Record: (1-7,0-5)

SCORING SUMMARY

| | TXST | CCU |
|----------------|---|------|
| 1st 11:15 TXST | Schrade,Gabe 54 yd pass from Williams, Damian (Hilborn, Foster kick), 6-69 2:09 | 7 0 |
| 04:54 COASTAL | Chesley, Anthony 50 yd fumble recovery (Rabon, Evan kick) | 7 7 |
| 2nd 04:20 TXST | Luna,Eric 7 yd pass from Williams, Damian (Hilborn, Foster kick), 14-85 5:31 | 14 7 |
| 00:00 TXST | Hilborn, Foster 37 yd field goal, 11-68 2:09 | 17 7 |
| 3rd 02:54 TXST | Hilborn, Foster 37 yd field goal, 6-26 1:57 | 20 7 |
| 4th 14:21 TXST | Smith,Anthony 1 yd run (Hilborn, Foster kick), 6-56 2:01 | 27 7 |

| | TXST | COASTAL |
|----------------------------------|----------|---------|
| FIRST DOWNS | 32 | 9 |
| RUSHES-YARDS (NET)..... | 52-238 | 20-34 |
| PASSING YDS (NET)..... | 269 | 149 |
| Passes Att-Comp-Int | 39-27-1 | 27-13-0 |
| TOTAL OFFENSE PLAYS-YARDS | 91-507 | 47-183 |
| Fumble Returns-Yards | 1-21 | 1-50 |
| Punt Returns-Yards..... | 5-29 | 1-0 |
| Kickoff Returns-Yards | 2-33 | 4-79 |
| Interception Returns-Yards | 0-0 | 1-5 |
| Punts (Number-Avg) | 4-39.8 | 9-45.2 |
| Fumbles-Lost | 2-1 | 2-1 |
| Penalties-Yards | 6-60 | 14-123 |
| Possession Time..... | 36:53 | 23:07 |
| Third-Down Conversions..... | 11 of 19 | 3 of 13 |
| Fourth-Down Conversions | 1 of 2 | 0 of 0 |
| Red-Zone Scores-Chances | 4-5 | 0-0 |
| Sacks By: Number-Yards..... | 1-5 | 3-23 |

RUSHING:

Texas State - Smith,Anthony 12-70, TD; Nelson,Jaylin 6-52; Brown Jr, Robert 9-41; Taylor, Anthony D. 9-35; Watts,Tyler 1-31; Williams, Damian 13-29; Twyford,Caleb 1-3; Team 1-minus 23.

Coastal Carolina - Keane, Tyler 2-8; Tyler, Ky'Jon 1-8; Anderson, Kilton 4-5; Abercrombie,Osharmar 4-5; James, Alex 5-4; Hairston, Jacqez 2-4; Williams, Malcolm 2-0.

PASSING:

Texas State - Williams, Damian 27-38-1-269, 2 TDs; Jones | | |, Willie 0-1-0-0; Nelson,Jaylin 0-0-0-0.

Coastal Carolina - Keane, Tyler 8-16-0-91; Anderson, Kilton 5-11-0-58.

RECEIVING:

Texas State - Watts,Tyler 8-90; King,Elijah 7-56; Schrade,Gabe 4-78, TD; Luna,Eric 2-19, TD; French,Chris 2-12; Twyford,Caleb 2-2; Brown Jr, Robert 1-7; White,Hutch 1-5.

Coastal Carolina - Jones, Chris 5-65; James, Alex 2-33; Tyler, Ky'Jon 2-14; Black, Omar 1-17; Hairston, Jacqez 1-11; Collins Jr., Larry 1-7; Abercrombie,Osharmar 1-2.

INTS:

Texas State - None.

Coastal Carolina - Wattley, Fitz 1-5.

COASTAL TACKLES LEADERS (UA-A):

Johnson, Shane 9-10; Chesley, Anthony 11-2; Wattley, Fitz 7-3; Paul, Laqavious 4-3; Johnson, Kerron 4-3; Brewer, C.J. 3-4; Williamson, Marcus 4-2; Tolbert, Ja'ree 2-4; Hears, Dontay 3-2; Jackson, Tarron 3-1; Clark, Nicholas 2-2.



2018 COASTAL CAROLINA FOOTBALL MEDIA GUIDE



2017 SEASON IN REVIEW

2017 GAME RECAPS AND BOX SCORES



GAME 9
COASTAL CAROLINA 38
ARKANSAS 39
 NOV. 4, 2017 - FAYETTEVILLE, ARK. • RAZORBACK STADIUM • 61,476

FAYETTEVILLE, Ark. — Coastal Carolina led by 13 to start the fourth quarter and nearly spoiled Arkansas' Homecoming, but the Razorbacks scored two fourth-quarter touchdowns for a 39-38 come-from-behind win over the Chanticleers.

Coastal had a final chance with the ball and just under two minutes to go. However, CCU turned the ball over after four incomplete passes before Arkansas ran out the clock for the win.

Tyler Keane got Coastal Carolina on track early, completing 9-of-11 passes for 113 yards and a touchdown. However, he was injured midway through the second quarter and lost for the game with a thumb injury. Kilton Anderson came off the bench and CCU hardly skipped a beat, as the junior was 6-of-17 passing for 115 yards with two scores.

Arkansas scored on the opening drive of the game. However, during the drive it looked as if Coastal forced a fumble and recovered it only to have the call reversed after a replay review. Quarterback Cole Kelly was 4-of-4 passing on the drive and Dewwah Whaley scored from five yards out for the early 7-0 lead.

Coastal answered with its best drive of the season — a season-best 14 plays and season-long 7:13 — to tie the game at 7-7. Coastal converted all three of its third downs and Keane was 6-of-8 passing, including a nine-yard touchdown to Omar Black.

After forcing a punt on Arkansas' second drive, Coastal put together another impressive drive while taking advantage of three 15-yard penalties. The big play of the drive was a 43-yard Keane to Chris Jones pass. Jones then capped the seven-play, 88-yard drive with a six-yard rushing score for the 14-7 lead.

The lead was short lived. Two plays after the ensuing kickoff, Cole Kelley hit T.J. Hammonds on a screen pass and he took it the distance for a 60-yard TD to even the ledger at 14-14.

Midway through the second quarter, Arkansas threatened, but the CCU defense stood strong and forced the Razorbacks to kick a 46-yard field goal to put the home team up just three at 17-14.

As the first half expired, Arkansas attempted a Hail Mary pass. After two Chanticleers tipped the ball, Arkansas' Jonathan Nance tipped the ball once, corralled the ball and looked to have scored. However, after replay, it was ruled Nance was down before he crossed the goal line.

Coastal rode that momentum to start the third quarter. Anderson opened the half with a 22-yard completion to Jones. He then found Malcolm Williams for 40 yards and, later, the two came through with a 16-yard touchdown pass for a 21-17 lead.

Four plays later, Dontay Hears made a big hit to force a fumble on a backwards pass. Nicholas Clark picked up the loose ball and returned it 31 yards for the defensive score and a 28-17 lead.

Undaunted, the Razorbacks marched 71 yards in six plays to cut the CCU lead to three at 28-25 on an Austin Cantrell five-yard rushing TD. Jeremy Patton caught the two-point conversion for the Hogs.

The Chants answered right back. On third-and-2, Anderson found Jones over the middle for a 31-yard gain. The drive stalled and Evan Rabon made a 32-yard field goal to lead 31-25.

As the fourth quarter began, Coastal was facing fourth-and-2 on the Arkansas 26. Osharmar Abercrombie spun his way for two yards to keep the drive alive. Anderson scrambled for a first down and later hit Jones for a 10-yard touchdown for a 38-25 cushion.

Arkansas was given new life thanks to an 88-yard touchdown run by Hammonds.

Down six, the Razorbacks started their final drive with 7:49 left in the game. They milked nearly six minutes off the clock, capping an 11-play, 76-yard drive with a one-yard QB sneak by Kelley. The extra point put the Hogs up one, 39-38, which proved to be the final score.

| SCORE BY QUARTERS | 1 | 2 | 3 | 4 | SCORE | RECORD |
|-------------------|---|----|----|----|-------|-------------------|
| Coastal Carolina | 7 | 7 | 17 | 7 | 38 | Record: (1-8,0-5) |
| Arkansas | 7 | 10 | 8 | 14 | 39 | Record: (4-5,1-4) |

SCORING SUMMARY

| 1st | 11:52 | ARK | Devwah Whaley 5 yd run (Connor Limpert kick), 7-68 3:08 | CCU | ARK |
|-----|-------|---------|--|-----|-----|
| | 04:39 | COASTAL | Black, Omar 9 yd pass from Keane, Tyler (Rabon, Evan kick), 14-75 7:13 | 7 | 7 |
| 2nd | 12:20 | COASTAL | James, Alex 6 yd run (Rabon, Evan kick), 7-88 3:40 | 14 | 7 |
| | 11:10 | ARK | T.J. Hammonds 60 yd pass from Cole Kelley (Connor Limpert kick), 2-74 1:10 | 14 | 4 |
| | 01:07 | ARK | Connor Limpert 46 yd field goal, 11-52 5:38 | 14 | 17 |
| 3rd | 12:32 | COASTAL | Williams, Malcolm 16 yd pass from Anderson, Kilton (Rabon, Evan kick), 6-75 2:28 | 21 | 17 |
| | 10:31 | COASTAL | Clark, Nicholas 31 yd fumble recovery (Rabon, Evan kick) | 28 | 17 |
| | 08:04 | ARK | Austin Cantrell 5 yd run (Jeremy Patton pass from Cole Kelley), 6-71 2:27 | 28 | 25 |
| | 03:48 | COASTAL | Rabon, Evan 32 yd field goal, 10-60 4:16 | 31 | 25 |
| 4th | 12:57 | COASTAL | Jones, Chris 10 yd pass from Anderson, Kilton (Rabon, Evan kick), 8-35 3:52 | 38 | 25 |
| | 10:09 | ARK | T.J. Hammonds 88 yd run (Connor Limpert kick), 1-88 0:14 | 38 | 32 |
| | 01:55 | ARK | Cole Kelley 1 yd run (Connor Limpert kick), 11-76 5:54 | 38 | 39 |

| | COASTAL | ARK |
|----------------------------|---------|---------|
| FIRST DOWNS | 21 | 21 |
| RUSHES-YARDS (NET) | 38-131 | 35-259 |
| PASSING YDS (NET) | 228 | 264 |
| Passes Att-Comp-Int | 28-15-0 | 25-16-0 |
| TOTAL OFFENSE PLAYS-YARDS | 66-359 | 60-523 |
| Fumble Returns-Yards | 1-31 | 0-0 |
| Punt Returns-Yards | 1-4 | 0-0 |
| Kickoff Returns-Yards | 1-15 | 5-104 |
| Interception Returns-Yards | 0-0 | 0-0 |
| Punts (Number-Avg) | 4-45.0 | 3-32.3 |
| Fumbles-Lost | 2-0 | 3-1 |
| Penalties-Yards | 6-55 | 5-52 |
| Possession Time | 31:02 | 28:58 |
| Third-Down Conversions | 8 of 15 | 3 of 9 |
| Fourth-Down Conversions | 1 of 2 | 1 of 1 |
| Red-Zone Scores-Chances | 5-5 | 3-4 |
| Sacks By: Number-Yards | 0-0 | 1-2 |

RUSHING:

Coastal Carolina - Hairston, Jacquez 9-45; Anderson, Kilton 7-37; Abercrombie, Osharmar 6-15; Tyler, Ky'Jon 2-14; James, Alex 10-13; TD; Williams, Malcolm 2-10; Keane, Tyler 2-minus 3.
 Arkansas - T.J. Hammonds 7-119; TD; Dewwah Whaley 12-81, TD; David Williams 5-43; Austin Cantrell 3-13, TD; De'Vion Warren 1-6; Cole Kelley 4-6, TD; TEAM 3-minus 9.

PASSING:

Coastal Carolina - Keane, Tyler 18-31-2-329, 4 TDs; Demos, Dalton 0-1-0-0.
 ULM - Evans, Caleb 12-20-0-101., TD

RECEIVING:

Coastal Carolina - Williams, Malcolm 7-95, TD; Jones, Chris 4-106, TD; Black, Omar 3-25, TD; James, Alex 1-2
 Arkansas - Jeremy Patton 3-49; Deon Stewart 3-25; Jonathan Nance 2-61; T.J. Hammonds 1-60, TD; Jordan Jones 1-19; Hayden Johnson 1-17; L. Pettway 1-12; David Williams 1-11; Austin Cantrell 1-6; De'Vion Warren 1-5; C. O'Grady 1-(-1).

COASTAL TACKLES LEADERS (UA-A): Johnson, Kerron 6-3; Johnson, Shane 2-5; Hears, Dontay 5-1; Kelly, Silas 2-3; Wattlely, Fitz 3-1; Clark, Nicholas 2-2; Paul, Laquavious 2-2; Chesley, Anthony 3-0; Gunter, Jeffrey 0-3.



GAME 10
TROY 42
COASTAL CAROLINA 17
 NOV. 11, 2017 - CONWAY, S.C. • BROOKS STADIUM • 15,545

CONWAY — Marcus Jones returned the opening kickoff 91 yards for a touchdown then returned the next kick he fielded 87 yards for a score to lead Troy to a 42-17 victory over Coastal Carolina.

Three Trojans rushed for touchdowns and quarterback Brandon Silvers threw for one. Coastal's Kilton Anderson, making his first start as a Chanticleer, threw two touchdowns.

For the second time this season – and second time in CCU history – Coastal Carolina allowed its opponent to score on the opening kickoff as Jones caught the kick on the CCU nine yard line and burst up the middle for a 91-yard score and a quick 7-0 lead.

Coastal nearly responded with an impressive opening drive, getting to the Troy 16 yard line, but Troy picked off a pass to end the threat. However, the Chanticleers answered in kind with an interception by Preston Carey. The drive stalled and CCU had to settle for a 39-yard Evan Rabon field goal to make the score 7-3 with 4:11 left in the first quarter.

However, Troy's Jones struck again with an 87-yard kickoff return for a touchdown and a 14-0 advantage. He is the 21st person in NCAA FBS history to return two kickoffs for touchdowns in a game.

The Trojans tried an on-side kick after the score, but Coastal recovered the ball. Three plays later, Anderson hit Malcolm Williams for a 31-yard touchdown and the point after to cut the CCU deficit to four, 14-10, with 2:44 left in the opening period.

Troy opened the second quarter by converting a fourth-and-seven from the CCU 27. Silvers capped the 10-play, 75-yard run with a 10-yard rushing score to make the score 21-10. The Trojans then turned an interception into a touchdown to grab a 28-10 lead. Blace Brown picked off a deep pass and returned it to the CCU 36. Like the previous drive, Troy converted a fourth-and-9 and later scored on an eight-yard rushing touchdown by Jordan Chunn.

Coastal opened the second half by converting a fourth-and-two on an Alex James four-yard rush and then a third-and-19 on an Osharmar Abercrombie 21-yard rush to keep the drive alive. Anderson then found Chris Jones for a 44-yard touchdown pass to cut CCU's deficit to 11 at 28-17.

After the two teams traded punts, Troy pushed its lead to 35-17. Silvers converted a third-and-nine with a 14-yard run. On the next play Josh Anderson powered his way for an 11-yard score. With 6:44 left in the game, Troy took a 42-17 lead as Silvers hit Deondre Douglas for a 19-yard TD pass.

| SCORE BY QUARTERS | 1 | 2 | 3 | 4 | SCORE | RECORD |
|-------------------|----|----|---|---|-------|-------------------|
| Troy | 14 | 14 | 7 | 7 | 42 | Record: (8-2,5-1) |
| Coastal Carolina | 10 | 0 | 7 | 0 | 17 | Record: (1-9,0-6) |

SCORING SUMMARY

| | TROY | CCU |
|-------------------|--|-------|
| 1st 14:47 TROY | Jones, Marcus 91 yd kickoff return (Sumpter, Tyler kick) | 7 0 |
| 04:11 COASTAL | Rabon, Evan 39 yd field goal, 6-10 3:14 | 7 3 |
| 03:59 TROY | Jones, Marcus 87 yd kickoff return (Sumpter, Tyler kick) | 14 3 |
| 02:44 COASTAL | Williams, Malcolm 31 yd pass from Anderson, Kilton (Rabon, Evan kick), 3-44 1:15 | 14 10 |
| 2nd 13:52 TROY | Silvers, Brandon 10 yd run (Sumpter, Tyler kick), 10-75 3:46 | 21 10 |
| 08:26 TROY | Chunn, Jordan 8 yd run (Sumpter, Tyler kick), 6-36 2:28 | 28 10 |
| 3rd 10:45 COASTAL | Jones, Chris 44 yd pass from Anderson, Kilton (Rabon, Evan kick), 9-82 4:10 | 28 17 |
| 03:32 TROY | Anderson, Josh 11 yd run (Sumpter, Tyler kick), 8-52 2:48 | 35 17 |
| 4th 06:44 TROY | Douglas, Deondre 19 yd pass from Silvers, Brandon (Sumpter, Tyler kick), 4-67 2:02 | 42 17 |

| | TROY | COASTAL |
|----------------------------|---------|---------|
| FIRST DOWNS | 24 | 16 |
| RUSHES-YARDS (NET) | 36-122 | 37-94 |
| PASSING YDS (NET) | 259 | 164 |
| Passes Att-Comp-Int | 33-21-1 | 28-14-2 |
| TOTAL OFFENSE PLAYS-YARDS | 69-381 | 65-258 |
| Fumble Returns-Yards | 0-0 | 0-0 |
| Punt Returns-Yards | 3-5 | 1-2 |
| Kickoff Returns-Yards | 3-194 | 5-152 |
| Interception Returns-Yards | 2-40 | 1-28 |
| Punts (Number-Avg) | 4-37.8 | 5-37.8 |
| Fumbles-Lost | 1-0 | 0-0 |
| Penalties-Yards | 4-29 | 5-59 |
| Possession Time | 28:51 | 31:09 |
| Third-Down Conversions | 7 of 13 | 3 of 14 |
| Fourth-Down Conversions | 2 of 2 | 3 of 4 |
| Red-Zone Scores-Chances | 4-4 | 0-1 |
| Sacks By: Number-Yards | 5-25 | 1-8 |

RUSHING:

Troy - Anderson, Josh 9-58, TD; Smith, B.J. 6-31; Chunn, Jordan 12-30, TD; Silvers, Brandon 3-16, TD; Douglas, Deondre 1-9; Barker, Kaleb 2-6; Henderson, Jamarius 1-2; TEAM 2-minus 30.
 Coastal Carolina - Abercrombie, Osharmar 14-55; James, Alex 5-20; Outlow, Marcus 2-11; Hairston, Jacquez 2-9; Anderson, Kilton 14-minus 1.

PASSING:

Troy - Silvers, Brandon 18-30-1-206, TD; Barker, Kaleb 2-2-0-21; Johnson, John 1-1-0-32.
 Coastal Carolina - Anderson, Kilton 13-25-2-157, 2 TD; Wilson, Austin 1-3-0-7.

RECEIVING:

Troy - McCormick, Tevaris 4-37; Douglas, Deondre 3-66, TD; Willis, Damion 3-32; Chunn, Jordan 3-19; Thompson, Emanuel 2-16; Quisenberry, Clark 2-14; Letton, Sam 1-33; Hill, Gabe 1-32; Johnson, John 1-5; Hallman, Richard 1-5.
 Coastal Carolina - Williams, Malcolm 4-60, TD; Jones, Chris 3-58, TD; Abercrombie, Osharmar 2-18; Outlow, Marcus 2-2; Kjos, Maxwell 1-11; Brown, Laquay 1-8; James, Alex 1-7.

INTS:

Troy - Brown, Blace 2-40. Coastal Carolina - Carey, Preston 1-28.

COASTAL TACKLES LEADERS (UA-A): Johnson, Shane 2-9; Chesley, Anthony 5-3; Wattlely, Fitz 2-6; Tolbert, Ja're 0-8; Howard, Amir 4-2; Kelly, Silas 2-4; Hears, Dontay 2-4; Williamson, Marcus 1-5; Brewer, C.J. 2-3; Carey, Preston 2-2; Price, Dwayne 0-4; Smith, Calvin 2-1.



2018 COASTAL CAROLINA FOOTBALL MEDIA GUIDE



2017 SEASON IN REVIEW

2017 GAME RECAPS AND BOX SCORES

GAME 11

COASTAL CAROLINA 13
IDAHO 7

NOV. 18, 2017 • MOSCOW, IDAHO • KIBBIE DOME • 7,444

MOSCOW, Idaho — Idaho scored on the opening possession of the game, but was shutout the rest of the game and Coastal Carolina's Evan Rabon hit field goals of 52 and 34 yards to lift the Chanticleers to a 13-7 victory over the Vandals on Saturday afternoon at the Kibbie Dome.

The win was Coastal's first versus a Sun Belt program and improved the Chanticleers to 2-9 on the season, 1-6 in the league. Idaho drops to 3-7, 2-4.

CCU's defense allowed 75 yards on the opening drive, but only surrendered 202 yards the rest of the way, including just 103 in the second half.

Not only did Idaho score on its opening drive, but it nearly duplicated the feat on its first drive on the second half. However, Coastal would force a 29-yard field goal that Anthony Chesley tipped and forced the kick wide right.

After that, neither team got much going on offense through the third. On Coastal's first drive of the fourth quarter, Rabon's 34-yard field goal put CCU up six at 13-7.

The teams traded punts over the next two drives. Then, on fourth-and-five near midfield, Idaho went for it with 3:14 left in the game. Coming out of a timeout, Marcus Williamson sacked Mason Petrino for a 15-yard loss to give CCU the ball with 3:08 left on the Vandal 32 yard line.

Coastal ran four plays, giving the ball back to Idaho with just 41 seconds left in the game. Coastal's defense closed the game out from there to secure the win.

Alex James, who scored CCU's lone touchdown, finished with 85 rushing yards on 10 attempts. Kilton Anderson was 11-for-23 for 100 yards. Shane Johnson led the way on defense while Williamson and Myles White each had two tackles for losses.

Idaho took the opening kickoff and scored on a nine-play, 75-yard drive. On the first play, Petrino hit Jacob Sannon for a 20-yard pass to midfield. Then, on third-and-six, Petrino found David Ungerer for 12 yards. Two plays later, Petrino threw a screen pass to Alfonso Onunwor for an 18-yard score and early 7-0 lead.

Midway through the second quarter, Coastal's offense got on track and tied the game at 7-7 with 6:57 left in the period. The drive was kept alive as Anderson, on a third-and-seven, threaded the needle for a nine-yard completion to Chris Jones. James then finished the drive with a career-long 42-yard touchdown run.

With 31 seconds left before the break, Rabon was called on and responded with a 52-yard field goal to give Coastal a 10-7 lead. The boot tied a career long -- matching his effort versus Western Illinois earlier this year -- and is one yard shy of the CCU record of 53 yards set by Alex Catron at Gardner-Webb in 2014.

Coastal nearly scored as the first half ended. Fitz Wattlely picked off his third pass of the season and returned it 45 yards inside the Idaho 25. He would fumble on the play and CCU's Chandler Kryst recovered it to end the second quarter.

As the third quarter began, Coastal punted and Idaho drove inside CCU's 15. The Chant defense would force Idaho to attempt a 29-yard field goal. However, Chesley got his fingertips on the ball, which hit the right upright and missed to the right.

Coastal nearly turned the ball over early in the fourth quarter, but it was confirmed on replay the Anderson to Marcus Outlow punt was a forward pass and incomplete. The Chanticleers took advantage two plays later when Rabon split the uprights from 34 yards out to give CCU a 13-7 lead with 11:46 left.

| SCORE BY QUARTERS | 1 | 2 | 3 | 4 | SCORE | |
|-------------------|---|----|---|---|-------|-------------------|
| Coastal Carolina | 0 | 10 | 0 | 3 | 13 | Record: (2-9,1-6) |
| Idaho | 7 | 0 | 0 | 0 | 7 | Record: (3-7,2-4) |

SCORING SUMMARY

| | CCU | ID |
|--|-----|----|
| 1st 11:29 IDAHO Onunwor, A 18 yd pass from Petrino, Mason (Coffey, Cade kick), 9-75 3:31 | 0 | 7 |
| 2nd 06:57 COASTAL James, Alex 42 yd run (Rabon, Evan kick), 7-84 3:54 | 7 | 7 |
| 00:31 COASTAL Rabon, Evan 52 yd field goal, 10-52 3:42 | 10 | 7 |
| 4th 11:46 COASTAL Rabon, Evan 34 yd field goal, 12-44 5:33 | 13 | 7 |

| | COASTAL | IDAHO |
|----------------------------------|---------|---------|
| FIRST DOWNS | 20 | 14 |
| RUSHES-YARDS (NET) | 40-175 | 33-100 |
| PASSING YDS (NET) | 100 | 177 |
| Passes Att-Comp-Int | 24-11-0 | 26-18-1 |
| TOTAL OFFENSE PLAYS-YARDS | 64-275 | 59-277 |
| Fumble Returns-Yards | 0-0 | 0-0 |
| Punt Returns-Yards | 3-20 | 0-0 |
| Kickoff Returns-Yards | 1-44 | 2-43 |
| Interception Returns-Yards | 1-45 | 0-0 |
| Punts (Number-Avg) | 4-40.0 | 6-43.3 |
| Fumbles-Lost | 2-1 | 0-0 |
| Penalties-Yards | 3-15 | 8-84 |
| Possession Time | 32:02 | 27:58 |
| Third-Down Conversions | 7 of 15 | 5 of 14 |
| Fourth-Down Conversions | 0 of 1 | 0 of 1 |
| Red-Zone Scores-Chances | 1-1 | 1-2 |
| Sacks By: Number-Yards | 2-22 | 2-24 |

RUSHING:

Coastal Carolina - James, Alex 10-81, TD; Abercrombie, Oshamar 9-26; Outlow, Marcus 6-21; Jones, Chris 2-16; Hairston, Jacqez 3-15; Anderson, Kilton 8-14; Williams, Malcolm 2-2.

Idaho - Duckworth, A 18-70; Saunders, I 6-18; Mwehla, Reuben 3-18; Petrino, Mason 6-minus 6.

PASSING:

Coastal Carolina - Anderson, Kilton 11-23-0-100; Wilson, Austin 0-1-0-0.

Idaho - Petrino, Mason 18-26-1-177, TD.

RECEIVING:

Coastal Carolina - Williams, Malcolm 4-36; Jones, Chris 3-36; Collins Jr., Larry 2-18; Outlow, Marcus 1-10; Hairston, Jacqez 1-0.

Idaho - Onunwor, A 7-58, TD; Ungerer, David 5-62; Sannon, Jacob 2-22; Willis, JJ 2-19; Saunders, I 2-16.

INTS:

Coastal Carolina - Wattlely, Fitz 1-40; Kryst, Chandler 0-5. Idaho - None.

COASTAL TACKLES LEADERS (UA-A): Johnson, Shane 8-3; Howard, Amir 6-2; White, Myles 5-1; Hears, Dontay 4-1; Wattlely, Fitz 3-2; Kelly, Silas 4-0; Williamson, Marcus 3-1; Carey, Preston 2-1; Johnson, Kerron 2-0; D'Angelo, Lorenzo 2-0; Brewer, C.J. 2-0.

GAME 12

GEORGIA SOUTHERN 17
COASTAL CAROLINA 28

DEC. 2, 2017 • CONWAY, S.C. • BROOKS STADIUM • 15,951

CONWAY — Oshamar Abercrombie rushed for over 100 yards and Malcolm Williams had over 100 yards receiving to lead Coastal Carolina to 28-17 victory over Georgia Southern in the teams' 2017 season finale at Brooks Stadium.

Abercrombie finished with 133 yards in the game and 1,932 yards for his career to move past Eric O'Neal for fifth on the CCU all-time list.

Williams posted his second 100-yard receiving game of the season, hauling in four passes for 120 yards and two scores. Quarterback Kilton Anderson completed 9-of-17 passes for a season-high 180 yards and two scores, one for 67 yards and one for 37 -- both to Williams.

Defensively for the Chants, senior Shane Johnson had 13 tackles to become just the fifth Chant with at least 100 tackles in a season despite him missing two-plus games this year due to injury.

Coastal took the opening kickoff and needed just two plays to take a 7-0 lead. After an eight-yard run by Abercrombie, Anderson hit Williams down the middle of the field for a 67-yard touchdown pass.

Georgia Southern looked to answer but Coastal's Jalin Walker made a key tackle for loss on a third down and forced Tyler Bass to kick a 48-yard field goal to make the score 7-3.

On the ensuing kickoff, Anderson had completions of 15 yards to Marcus Outlow and 28 yards to Ky'Jon Tyler, the second giving CCU first-and-goal on the Eagle three yard line. Between the completions, Dalton Demos had a 12-yard run. Abercrombie capped the drive with a one-yard plunge for a 14-3 lead on the first play of the second quarter.

Georgia Southern put together a 16-play, 74-yard scoring drive that ended with a one-yard touchdown run by L.A. Ramsby to cut the CCU advantage to four with 1:53 left before halftime.

The Eagles opened the second half with a 47-yard kickoff return and eventually scored on an eight-yard Shai Werts to Ellis Richardson TD pass to give Georgia Southern its first and only lead at 17-14.

Coastal looked to have been stopped on the ensuing drive, but the Chanticleers executed a fake punt on fourth-and-4 on the CCU 43 thanks to a 19-yard Abercrombie rush. Two plays later, Anderson hooked up with Williams for a 37-yard touchdown pass and catch and the Chants regained the lead at 21-17.

The Chants pushed their lead to 11 at 28-17 with 1:23 left in the third quarter as Abercrombie rushed four times for 68 yards including runs of 14, 12, 41 and one.

| SCORE BY QUARTERS | 1 | 2 | 3 | 4 | SCORE | |
|-------------------|---|---|----|---|-------|--------------------|
| Georgia Southern | 3 | 7 | 7 | 0 | 17 | Record: (2-10,2-6) |
| Coastal Carolina | 7 | 7 | 14 | 0 | 28 | Record: (3-9,2-6) |

SCORING SUMMARY

| | GS | CCU |
|--|----|-----|
| 1st 14:17 COASTAL Williams, Malcolm 67 yd pass from Anderson, Kilton (Rabon, Evan kick), 2-75 0:43 | 0 | 7 |
| 04:41 GS Bass, Tyler 48 yd field goal, 8-38 3:31 | 3 | 7 |
| 2nd 14:55 COASTAL Abercrombie, Oshamar 1 yd run (Rabon, Evan kick), 9-75 4:46 | 3 | 14 |
| 01:53 GS Ramsby, L.A. 1 yd run (Bass, Tyler kick), 16-74 6:01 | 10 | 14 |
| 3rd 09:52 GS Richardson, Ellis 8 yd pass from Werts, Shai (Bass, Tyler kick), 9-48 4:57 | 17 | 14 |
| 05:52 COASTAL Williams, Malcolm 37 yd pass from Anderson, Kilton (Rabon, Evan kick), 9-75 4:00 | 17 | 21 |
| 01:23 COASTAL Abercrombie, Oshamar 1 yd run (Rabon, Evan kick), 4-68 1:49 | 17 | 28 |

| | GS | COASTAL |
|----------------------------------|----------|---------|
| FIRST DOWNS | 16 | 17 |
| RUSHES-YARDS (NET) | 51-197 | 42-185 |
| PASSING YDS (NET) | 87 | 180 |
| Passes Att-Comp-Int | 17-7-1 | 17-9-1 |
| TOTAL OFFENSE PLAYS-YARDS | 68-284 | 59-365 |
| Fumble Returns-Yards | 0-0 | 0-0 |
| Punt Returns-Yards | 2-2 | 3-16 |
| Kickoff Returns-Yards | 4-63 | 0-0 |
| Interception Returns-Yards | 1-3 | 1-0 |
| Punts (Number-Avg) | 4-45.8 | 4-45.0 |
| Fumbles-Lost | 2-1 | 0-0 |
| Penalties-Yards | 5-20 | 4-30 |
| Possession Time | 31:26 | 28:34 |
| Third-Down Conversions | 11 of 18 | 4 of 11 |
| Fourth-Down Conversions | 0 of 2 | 1 of 2 |
| Red-Zone Scores-Chances | 2-2 | 2-3 |
| Sacks By: Number-Yards | 4-13 | 1-1 |

RUSHING:

Georgia Southern - Werts, Shai 28-108; Ramsby, L.A. 9-54, TD; Fields, Wesley 11-30; Garrett, Monteo 2-6; Anthony, LaBaron 1-minus 1.

Coastal Carolina - Abercrombie, Oshamar 19-133, 2 TDs; Anderson, Kilton 13-22; Outlow, Marcus 6-20; Demos, Dalton 2-14; TEAM 2-minus 4.

PASSING:

Georgia Southern - Werts, Shai 6-15-1-57, TD; Garrett, Monteo 1-1-0-30; Anthony, LaBaron 0-1-0-0.

Coastal Carolina - Anderson, Kilton 9-17-1-180, 2 TDs.

RECEIVING:

Georgia Southern - Henry, Malik 2-13; Werts, Shai 1-30; Fields, Wesley 1-21; Campbell, Myles 1-9; Richardson, Ellis 1-8, TD; Ramsby, L.A. 1-6.

Coastal Carolina - Williams, Malcolm 4-120, 2 TDs; Tyler, Ky'Jon 2-37; Outlow, Marcus 1-15; Anderson, Josh 1-7; Jones, Chris 1-1.

INTS:

Georgia Southern - Moon, Joshua 1-3. Coastal Carolina - Carey, Preston 1-0.

COASTAL TACKLES LEADERS (UA-A): Johnson, Shane 2-11; Kelly, Silas 3-9; White, Myles 2-7; Williamson, Marcus 1-7; Wattlely, Fitz 3-3; Clark, Nicholas 2-4; Hears, Dontay 4-1; Carey, Preston 3-2; Chesley, Anthony 1-3; Price, Dwayne 1-2; Brewer, C.J. 1-2; Gunter, Jeffrey 0-3.



2017 SEASON IN REVIEW

2017 SEASON NOTES AND HONORS

2017 SUN BELT FOOTBALL STANDINGS

Table with columns: TEAM, RECORD, PCT, HOME, AWAY, STREAK, RECORD, PCT, HOME, AWAY, NEUTRAL, STREAK. Row 10 is highlighted for Coastal Carolina.

SUN BELT PLAYER OF THE YEAR

Ja'Von Rolland-Jones, Arkansas State

SUN BELT OFFENSIVE PLAYER OF THE YEAR

Justice Hansen, Arkansas State

SUN BELT DEFENSIVE PLAYER OF THE YEAR

Jeremy Reaves, South Alabama

SUN BELT NEWCOMER OF THE YEAR

Ron LaForce, New Mexico State

SUN BELT FRESHMAN OF THE YEAR

Marcus Jones, Troy

SUN BELT COACH OF THE YEAR

Neal Brown, Troy

ALL-SUN BELT FIRST TEAM OFFENSE

- Justice Hansen (Arkansas State, QB, Jr.)
Jalin Moore (Appalachian State, RB, Jr.)
Aaron Duckworth (Idaho, RB, Sr.)
Ike Lewis (Appalachian State, WR, Sr.)
Penny Hart (Georgia State, WR, RS-So.)
Jaleel Scott (New Mexico State, WR, RS-Sr.)
Blake Mack (Arkansas State, TE, Sr.)
Colby Gossett (Appalachian State, OL, Sr.)
Beau Nunn (Appalachian State, OL, Sr.)
Victor Johnson (Appalachian State, OL, So.)
Lanard Bonner (Arkansas State, OL, RS-Jr.)
Steven Rowzee (Troy, OL, Sr.)

ALL-SUN BELT FIRST TEAM DEFENSE

- Tee Sims (Appalachian State, DL, Sr.)
Ja'Von Rolland-Jones (Arkansas State, DL, RS-Sr.)
Aikeem Coleman (Idaho, DL, Sr.)
Cedric Wilcots II (New Mexico State, DL, RS-So.)
Hunter Reese (Troy, DL, Jr.)
Eric Boggs (Appalachian State, LB, Sr.)
Tony Lashley (Idaho, LB, Jr.)
Dalton Herrington (New Mexico State, LB, Sr.)
Clifton Duck (Appalachian State, DB, So.)
Blaise Taylor (Arkansas State, DB, Sr.)
Jeremy Reaves (South Alabama, DB, Sr.)
Blace Brown (Troy, DB, Jr.)

ALL-SUN BELT FIRST TEAM SPECIAL TEAMS

- Gavin Patterson (South Alabama, PK, Jr.)
Corliss Waitman (South Alabama, P, Jr.)
Marcus Green (ULM, Return Specialist, Jr.)
Marcus Green (ULM, All-Purpose, Jr.)

ALL-SUN BELT SECOND TEAM OFFENSE

- Taylor Lamb (Appalachian State, QB, Sr.)
Larry Rose III (New Mexico State, RB, Sr.)
Jordan Chunn (Troy, RB, Sr.)
Chris Murray (Arkansas State, WR, Sr.)
Jamarius Way (South Alabama, WR, Jr.)
Deondre Douglas (Troy, WR, Jr.)
Gabe Schrade (Texas State, TE, Sr.)
Noah Johnson (Idaho, OL, So.)
Kevin Dotson (Louisiana, OL, So.)
Noah Fisher (South Alabama, OL, Jr.)
Deontae Crumitie (Troy, OL, Jr.)
Tristan Crowder (Troy, OL, So.)

ALL-SUN BELT SECOND TEAM DEFENSE

- Ronheen Bingham (Arkansas State, DL, Jr.)
Logan Hunt (Georgia Southern, DL, Jr.)
Jamal Stadom (Troy, DL, Sr.)
Trevon Sanders (Troy, DL, Jr.)
Kyle Wilson (Arkansas State, LB, Sr.)
Shane Johnson (Coastal Carolina, LB, Sr.)
Kaden Ellis (Idaho, LB, Jr.)
Tron Folsom (Troy, LB, So.)
Tae Hayes (Appalachian State, DB, Jr.)
Justin Clifton (Arkansas State, DB, Jr.)
Monquavion Brinson (Georgia Southern, DB, So.)
Ron LaForce (New Mexico State, DB, Jr.)

ALL-SUN BELT SECOND TEAM SPECIAL TEAMS

- Tyler Bass (Georgia Southern, PK, RS-So.)
Cade Coffey (Idaho, P, RS-Fr.)
Marcus Jones (Troy, Return Specialist, Fr.)
Marcus Jones (Troy, All-Purpose, Fr.)

ALL-SUN BELT THIRD TEAM OFFENSE

- Tyler Rogers (New Mexico State, QB, RS-Sr.)
Osharmar Abercrombie (Coastal Carolina, RB, Sr.)
Trey Ragas (Louisiana, RB, RS-Fr.)
Justin McInnis (Arkansas State, WR, Jr.)
Malcolm Williams (Coastal Carolina, WR, Jr.)
RJ Turner (ULM, WR, So.)
Chase Rogers (Louisiana, TE, Fr.)
Jaypee Philbert (Arkansas State, OL, Sr.)
Grant Horst (Louisiana, OL, Sr.)
Frank Sutton (ULM, OL, Sr.)
Aaron Brewer (Texas State, OL, So.)
Kirk Kelley (Troy, OL, So.)

ALL-SUN BELT THIRD TEAM DEFENSE

- Caleb Fuller (Appalachian State, DL, Sr.)
Caleb Caston (Arkansas State, DL, Sr.)
Marterious Allen (Georgia State, DL, Jr.)
Joe Dillon (Louisiana, DL, So.)
Devan Stringer (Appalachian State, LB, Sr.)
Michael Shaw (Georgia State, LB, RS-Jr.)
Frankie Griffin (Texas State, LB, Jr.)
A.J. Howard (Appalachian State, DB, Sr.)
Chandon Sullivan (Georgia State, DB, Sr.)
Tracy Walker (Louisiana, DB, Sr.)
Shamad Lomax (New Mexico State, DB, So.)
Cedarius Rookard (Troy, DB, Jr.)

ALL-SUN BELT THIRD TEAM SPECIAL TEAMS

- Sawyer Williams (Arkansas State, PK, RS-So.)
Cody Grace (Arkansas State, P, RS-So.)
Blaise Taylor (Arkansas State, Return Specialist, Sr.)
Glenn Smith (Georgia State, All-Purpose, Sr.)

CCU - ALL-SUN BELT HONORABLE MENTION

- Trey Carter (Coastal Carolina, OL, RS-Fr.)
Chris Jones (Coastal Carolina, WR, Sr.)
Silas Kelly (Coastal Carolina, LB, RS-Fr.)
Evan Rabon (Coastal Carolina, P, Jr.)





2017 SEASON IN REVIEW

2017 SEASON NOTES AND HONORS

TEAM-VOTED, END-OF-SEASON AWARDS

BAM Player of the Year: Osharmar Abercrombie
Season Captains: Osharmar Abercrombie, Shane Johnson, Anthony Chesley
Offensive Player of the Year: Osharmar Abercrombie
Defensive Player of the Year: Shane Johnson
Special Teams Player of the Year: Kerron Johnson
Chant Squad Offensive Player of the Year: Baden Pinson
Chant Squad Defensive Player of the Year: Chris Evans
Chant Squad Special Teams Player of the Year: Justin Henry
Strength and Conditioning Offensive Athlete of the Year: Trey Carter
Strength and Conditioning Defensive Athlete of the Year: Tarron Jackson

GAME CAPTAINS

UMass Chris Jones, Shane Johnson, Osharmar Abercrombie, Dwayne Price
at UAB Kerron Johnson, Tyler Keane, Lorenzo D'Angelo, Silas Kelly
Western Illinois Eric Church, Gary Bradshaw, Dalton Demos, Connor Kubala
at ULM Dontay Hears, Malcolm Williams, Nicholas Clark, Masamitsu Ishibashi
Georgia State Marcus Williamson, Austin Wilson, Silas Kelly, Osharmar Abercrombie
at Ark. State O. Abercrombie, Rodney Mitchell, Masamitsu Ishibashi, Tarron Jackson
at Appalachian State Omar Black, Laquavious Paul, Trey Carter, Tarron Jackson
Texas State Marcus Williamson, Tyler Keane, Lorenzo D'Angelo, Evan Rabon
at Arkansas State Silas Kelly, Osharmar Abercrombie, Evan Rabon, Ja'ree Tolbert
Troy Austin Wilson, Alex James, Jeffrey Gunter, Tarron Jackson
at Idaho Kilton Anderson, Silas Kelly, Steven Bedosky, Tarron Jackson
Georgia Southern Marcus Williamson, Nicholas Clark, Tyler Keane, O. Abercrombie

GAME MVPs

Table with 4 columns: GAME, OFFENSE, DEFENSE, SPECIAL TEAMS. Lists MVPs for each game.

CHANT SQUAD MVPs

Table with 4 columns: GAME, OFFENSE, DEFENSE, SPECIAL TEAMS. Lists MVPs for Chant Squad.

QB SHUFFLE CONTINUES: 6 QBS IN 2017 AFTER 7 IN 2016

- Coastal played six quarterbacks in 2017 with three getting at least one start.
Last season, Coastal played six quarterbacks (went through seven with one suffering a season-ending injury during preseason camp). Four quarterbacks earned at least one start.
Over the 2016 and 2017 seasons, Coastal played 24 games and saw 10 different quarterbacks take snaps. Add in wide receivers Chris Jones and Ky'Jon Tyler, each of whom completed a pass in 2016, and 12 Chanticleers have completed at least one pass over the last 24 games.

5 OF 9 LOSSES BY ONE POSSESSION

- While Coastal lost nine-straight at one point, five of those loses were by eight points or less and were one possession games late in the contest.
AT UAB: Coastal lost by six, 30-23. The Chants scored with 1:19 left and failed to recover its own on-side kick. However, Coastal forced UAB to punt to give CCU a final chance with 13 seconds left.
AT ULM: Coastal lost by eight, 51-43. However, CCU scored with 3:07 left in the game to make it a two-point game at 45-43. The Chants forced a punt and had a final chance with 20 seconds left. CCU tried the "Stanford multi-lateral" play. Coastal had a bad lateral, which ULM scooped and scored as time expired to win by eight.
VS GEORGIA STATE: Coastal lost by six, 27-21. Coastal scored with 1:48 left to make it a six-point game. The Chants failed to recover its own on-side kick and Georgia State was able to run out the clock for the win.
AT APPALACHIAN STATE: Coastal lost by eight, 37-29. Coastal scored with 2:34 left to make it an eight-point game. The Chants failed to recover its own on-side kick and App State was able to run out the clock for the win.
AT ARKANSAS: Coastal lost by one, 39-38. Coastal led by 13 early in the fourth quarter, but the Razorbacks scored two touchdowns in the fourth quarter. With 7:49 left in the game, Arkansas drained 5:54 off the clock and scored with 1:55 left to take a one-point lead. Coastal threw four-straight incompletions and Arkansas ran out the clock for the win. The loss was even more heartbreaking as Coastal's Amir Howard forced a fumble one play before Arkansas' final TD, recovered by Razorback QB Cole Kelley.

YOUNGEST O-LINE IN FBS & INEXPERIENCED STARTERS

- Coastal had the youngest and least experienced offensive line in the nation, but still led Arkansas by 13 in the fourth quarter and it had its best performances in terms of third down conversions. CCU also won its last two games of 2017.
Coastal started four freshmen (two true and two redshirt) and a redshirt sophomore and the five only combined to play a total of 58 games with 42 starts.
Coastal Carolina played 22 freshmen, including five true freshmen. However, Coastal saw 23 players start this season that had never started prior to the 2017 season to rank seventh in all of FBS.

RECORD BOOK





CHANTICLEER ALL-AMERICANS




QUINN BACKUS, LB

- 2012, 2013, 2014 Sports Network (3rd, 2nd, 1st Team)
- 2013, 2014 Walter Camp (One 25-man Team)
- 2013, 2014 Associated Press (2nd, 1st Team)
- 2013, 2014 College Sporting News Fabulous 50 Team
- 2013 College Sports Journal Sweet 63 Team (HM)
- 2014 FCS ADA (One, 11-man Team)



SHANE BALLARD, LS

- 2014 The Sports Network (3rd Team)



DANNY BONIFAS, LS

- 2010 College Sporting News Sweet 63 Team



DEVIN BROWN, KOR

- 2013 College Sports Journal Freshman (2nd Team)
- 2015 STATS (3rd Team)



RODNEY BURGESS, TE

- 2006 Don Hansen's Weekly Gazette (HM)



JAMEY CHEATWOOD, LG

- 2013 Associated Press (3rd Team)
- 2013 The Sports Network (3rd Team)
- 2013 College Sporting News Fabulous 50 Team (HM)



DAVID DURAN, TE

- 2010 Phil Steele's FCS All-American (2nd Team)



TOMMY FRASER, RB

- 2009 The Sports Network (1st Team)
- 2009 College Sporting News FCS Fabulous 50 Team



CHAD HAMILTON, LT

- 2014 AFCA (One, 25-man Team)
- 2014 The Sports Network (1st team)
- 2014 Associated Press (2nd team)
- 2014 College Sporting News Fabulous 50 Team



DE'ANGELO HENDERSON, RB

- 2015, 2016 STATS (2nd Team, 2nd Team)
- 2015 Associated Press (3rd team)



NICK JOHNSON, C

- 2004 Don Hansen's Weekly Gazette (HM)



BRIAN KEPPLER, RG

- 2006 Don Hansen's Weekly Gazette (3rd Team)



VOGHENS LARRIEUX, OT

- 2016 STATS (3rd Team)



JAMAR LEATH, LB

- 2006 Don Hansen's Weekly Gazette (HM)



JOSH NORMAN, CB

- 2009, 2011 Associated Press (3rd Team, 1st Team)
- 2009, 2011 College Sporting News FCS Fabulous 50
- 2011 AFCA (One, 25-man Team)
- 2011 Phil Steele (1st Team)
- 2011 The Sports Network (2nd Team)
- 2011 College Sports Journal (One, 62-man Team)




MARRION NORMAN, DB

- 2007 The Sports Network (HM)



CHANTICLEER ALL-AMERICANS



BRAD POSTON, RT

- 2006 Associated Press (2nd Team)
- 2006 Don Hansen's Weekly Gazette (2nd Team)
- 2006 The Sports Network (3rd Team)



ALEX ROSS, QB

- 2015 AFCA (One, 25-man Team)



ALEX SCEARCE, LB

- 2016 Associated Press (1st Team)
- 2016 STATS (2nd Team)




JEROME SIMPSON, WR

- 2006 Associated Press (2nd Team)
- 2006 Don Hansen's Weekly Gazette (2nd Team)
- 2006 The Sports Network (3rd Team)
- 2006 College Sporting News FCS Fabulous 50 Team
- 2007 The Sports Network (HM)



LORENZO TALIAFERRO, RB

- 2013 Associated Press (2nd Team)
- 2013 The Sports Network (2nd Team)
- 2013 College Sporting News Fabulous 50 Team
- 2013 College Sports Journal (One, 63-man Team)



QUINTON TEAL, S

- 2005 Don Hansen's Weekly Gazette (3rd Team)
- 2006 Associated Press (2nd Team)
- 2006 Don Hansen's Weekly Gazette (2nd Team)



TYLER THIGPEN, QB

- 2006 AFCA (One 25-man Team)
- 2006 Associated Press (1st Team)
- 2006 Don Hansen's Weekly Gazette (1st Team)



MIKE TOLBERT, RB


- 2007 The Sports Network (2nd Team)



ANTWON TRICE, LT

- 2004 Don Hansen's Weekly Gazette (3rd Team)

CoSIDA ACADEMIC ALL-AMERICA



JOSH HOKE, PK

- 2005 CoSIDA/ESPN The Magazine (1st Team)
- 2006 CoSIDA/ESPN The Magazine (1st Team)



MARCUS LOTT, S

- 2011 CoSIDA/Capital One (2nd Team)



ALEX ROSS, QB

- 2015 CoSIDA/Capital One (2nd Team)



CHANTICLEER NATIONAL HONORS



TYLER THIGPEN, QB

2006 Walter Payton Award Finalist (7th)
2006 Don Hansen's National Offensive Back of the Year



JOSH NORMAN, CB

2011 Buck Buchanan Award Finalist (19th)



QUINN BACKUS, LB

2013 Buck Buchanan Award Finalist (7th)
2014 Buck Buchanan Award Finalist (4th)
2014 FCS ADA Top Collegiate Linebacker



LORENZO TALIAFERRO, RB

2013 Walter Payton Award Finalist (11th)



ALEX ROSS, QB

2014 Walter Payton Award Finalist (7th)
2015 FCS National Off. Player of the Year Finalist (19th)



DE'ANGELO HENDERSON, RB

2015 FCS National Off. Player of the Year Finalist (10th)
2016 Walter Payton Award Finalist (15th)



ALEX SCARCE, LB


2016 Buck Buchanan Award Finalist (6th)



CHANTICLEER NATIONAL HONORS




ANTHONY FRANKLIN
2006-07 NCAA
Post-Graduate Scholarship



DAVID BENNETT
2006 Sportex NCAA Division I-AA
Coach of the Year
2006 Eddie Robinson FCS
National Coach of the Year Finalist (9th)



NICCOLO MASTROMATTEO
2013 National Football Foundation
National Scholar-Athlete Award and
Post-Graduate Scholarship



JOE MOGLIA
2012 Eddie Robinson FCS
National Coach of the Year Finalist (15th)
2012 Liberty Mutual FCS
National Coach of the Year Finalist
2013 Eddie Robinson FCS
National Coach of the Year Finalist (9th)
2013 Liberty Mutual FCS
National Coach of the Year Finalist
2014 Eddie Robinson FCS
National Coach of the Year Finalist (2nd)
2014 AFCA Region II
Coach of the Year
2015 Eddie Robinson FCS National Coach
of the Year



DE'ANGELO HENDERSON

- Set the NCAA Division I record by scoring at least one touchdown in 35 consecutive games. The record included all 14 games in 2014, all 12 games in 2015 and all 9 of his games in 2016 (missed three games due to injury).
- Scored 58 TDs over the 35-game span (52 rushing and 6 receiving).
- Was just three shy of the NCAA all-division record (38 by Danny Woodhead of NCAA Division II Chadron State) and could have tied the mark had he not gotten injured.
- Prior to his senior season, Henderson set both a Big South and NCAA FCS records by scoring at least one TD in 26 consecutive games in 2015
- In game two of his senior season (seen in photo to the left), Henderson scored a TD in his 28th straight game to break the NCAA Division I (FBS and FCS) record previously held by Lee Suggs of Virginia Tech.

WALTER PAYTON/FCS NATIONAL OFFENSIVE PLAYER OF THE YEAR

| | | |
|---------------------|-----------------|------|
| Tyler Thigpen | Finalist (7th) | 2006 |
| Lorenzo Taliaferro | Finalist (11th) | 2013 |
| Alex Ross | Finalist (7th) | 2014 |
| De'Angelo Henderson | Finalist (10th) | 2015 |
| Alex Ross | Finalist (19th) | 2015 |
| De'Angelo Henderson | Finalist (15th) | 2016 |

BUCK BUCHANAN/FCS NATIONAL DEFENSIVE PLAYER OF THE YEAR

| | | |
|--------------|-----------------|------|
| Josh Norman | Finalist (19th) | 2011 |
| Quinn Backus | Finalist (7th) | 2013 |
| Quinn Backus | Finalist (4th) | 2014 |
| Alex Scearce | Finalist (6th) | 2016 |

DON HANSEN'S WEEKLY GAZETTE NATIONAL PLAYER OF THE YEAR

| | | |
|---------------|----------------|------|
| Tyler Thigpen | Offensive Back | 2006 |
|---------------|----------------|------|

FCS ATHLETIC DIRECTOR'S ASSOCIATION TOP COLLEGIATE LINEBACKER

| | |
|--------------|------|
| Quinn Backus | 2014 |
|--------------|------|

EDDIE ROBINSON FCS COACH OF THE YEAR

| | | |
|---------------|-----------------|------|
| David Bennett | Finalist (9th) | 2006 |
| Joe Moglia | Finalist (15th) | 2012 |
| Joe Moglia | Finalist (9th) | 2013 |
| Joe Moglia | Finalist (2nd) | 2014 |
| Joe Moglia | WINNER | 2015 |

LIBERTY MUTUAL FCS COACH OF THE YEAR

| | | |
|------------|----------|------|
| Joe Moglia | Finalist | 2012 |
| Joe Moglia | Finalist | 2013 |

NATIONAL FCS COACH OF THE YEAR

| | |
|-------------------------|------|
| David Bennett (Sportex) | 2006 |
|-------------------------|------|



CHANTICLEER NATIONAL HONORS

ALL-AMERICAN TEAMS

AECA (One 25-player team)

Table with 3 columns: Name, Position, Year. Includes Tyler Thigpen (Quarterback, 2006), Josh Norman (Cornerback, 2011), Chad Hamilton (Offensive Line, 2014), Alex Ross (Quarterback, 2015).

WALTER CAMP (One 25-player team)

Table with 3 columns: Name, Position, Year. Includes Quinn Backus (Linebacker, 2013), Quinn Backus (Linebacker, 2014).

FCS ADA (One 11-player team)

Table with 3 columns: Name, Position, Year. Includes Quinn Backus (Linebacker, 2014).

ASSOCIATED PRESS

Table with 3 columns: Name, Position, Year. Includes Tyler Thigpen (First Team, 2006), Brad Poston (Second Team, 2006), Jerome Simpson (Second Team, 2006), Quinton Teal (Second Team, 2006).

Table with 3 columns: Name, Position, Year. Includes Josh Norman (Third Team, 2009).

Table with 3 columns: Name, Position, Year. Includes Josh Norman (First Team, 2011).

Table with 3 columns: Name, Position, Year. Includes Quinn Backus (Second Team, 2013), Lorenzo Taliaferro (Second Team, 2013), Jamey Cheatwood (Third Team, 2013).

Table with 3 columns: Name, Position, Year. Includes Quinn Backus (First Team, 2014), Chad Hamilton (Second Team, 2014).

Table with 3 columns: Name, Position, Year. Includes De'Angelo Henderson (Third Team, 2015).

Table with 3 columns: Name, Position, Year. Includes Alex Scearce (First Team, 2016).

SPORTS NETWORK/STATS FCS

Table with 3 columns: Name, Position, Year. Includes Brad Poston (Third Team, 2006), Jerome Simpson (Third Team, 2006).

Table with 3 columns: Name, Position, Year. Includes Mike Tolbert (Second Team, 2007), Marrio Norman (Hon. Mention, 2007), Jerome Simpson (Hon. Mention, 2007).

Table with 3 columns: Name, Position, Year. Includes Josh Norman (Second Team, 2011).

Table with 3 columns: Name, Position, Year. Includes Quinn Backus (Third Team, 2012).

Table with 3 columns: Name, Position, Year. Includes Quinn Backus (Second Team, 2013), Lorenzo Taliaferro (Second Team, 2013), Jamey Cheatwood (Third Team, 2013).

Table with 3 columns: Name, Position, Year. Includes Quinn Backus (First Team, 2014), Chad Hamilton (First Team, 2014), Shane Ballard (Third Team, 2014).

Table with 3 columns: Name, Position, Year. Includes De'Angelo Henderson (Second Team, 2015), Devin Brown (Second Team, 2015).

Table with 3 columns: Name, Position, Year. Includes De'Angelo Henderson (Second Team, 2016), Alex Scearce (Second Team, 2016), Voghens Larrioux (Third Team, 2016).

COLLEGE SPORTING NEWS FABULOUS 50

Table with 3 columns: Name, Position, Year. Includes Jerome Simpson (Third Team, 2006).

Table with 3 columns: Name, Position, Year. Includes Tommy Fraser (Running Back, 2009), Josh Norman (Cornerback, 2009).

Table with 3 columns: Name, Position, Year. Includes Danny Bonifas (Sweet 63) (Long Snapper, 2010).

Table with 3 columns: Name, Position, Year. Includes Josh Norman (Cornerback, 2011).

Table with 3 columns: Name, Position, Year. Includes Quinn Backus (Linebacker, 2013), Lorenzo Taliaferro (Running Back, 2013), Jamey Cheatwood (Hon. Mention) (Offensive Line, 2013).

Table with 3 columns: Name, Position, Year. Includes Quinn Backus (Linebacker, 2014), Chad Hamilton (Offensive Line, 2014).

COLLEGE SPORTS JOURNAL (Only one team)

Table with 3 columns: Name, Position, Year. Includes Josh Norman (Cornerback, 2011).

Table with 3 columns: Name, Position, Year. Includes Lorenzo Taliaferro (Running Back, 2013), Quinn Backus (Hon. Mention) (Linebacker, 2013), Devin Brown (Frosh 2nd Team) (Kick Returner, 2013).

COLLEGE SPORTS JOURNAL FRESHMAN

Table with 3 columns: Name, Position, Year. Includes Devin Brown (Kick Returner) (2nd Team, 2013).

DON HANSEN'S WEEKLY GAZETTE

Table with 3 columns: Name, Position, Year. Includes Antwon Trice (Third Team, 2004), Nick Johnson (Hon. Mention, 2004).

Table with 3 columns: Name, Position, Year. Includes Quinton Teal (Third Team, 2005).

Table with 3 columns: Name, Position, Year. Includes Tyler Thigpen (First Team, 2006), Brad Poston (Second Team, 2006), Jerome Simpson (Second Team, 2006), Quinton Teal (Second Team, 2006), Brian Kepple (Third Team, 2006), Rodney Burgess (Hon. Mention, 2006), Jamar Leath (Hon. Mention, 2006).

PHIL STEELE

Table with 3 columns: Name, Position, Year. Includes David Duran (Second Team, 2010).

Table with 3 columns: Name, Position, Year. Includes Josh Norman (First Team, 2011).

ACADEMIC HONORS

COSIDA DIVISION I ACADEMIC

ALL-AMERICA

Table with 3 columns: Name, Position, Year. Includes Josh Hoke (First Team, 2005).

Table with 3 columns: Name, Position, Year. Includes Josh Hoke (First Team, 2006).

Table with 3 columns: Name, Position, Year. Includes Marcus Lott (Second Team, 2011).

Table with 3 columns: Name, Position, Year. Includes Alex Ross (Second Team, 2015).

NCAA POST-GRADUATE SCHOLARSHIP

Table with 3 columns: Name, Position, Year. Includes Anthony Franklin (2006-07).

NATIONAL FOOTBALL FOUNDATION NATIONAL SCHOLAR-ATHLETE & POST-GRADUATE SCHOLARSHIP

Table with 3 columns: Name, Position, Year. Includes Niccolo Mastromatteo (2013).

FCS ATHLETIC DIRECTORS ASSOCIATION ACADEMIC ALL-STAR

Table with 3 columns: Name, Position, Year. Includes Josh Hoke (2004).

Table with 3 columns: Name, Position, Year. Includes Josh Hoke (2005).

Table with 3 columns: Name, Position, Year. Includes Josh Hoke (2006).

Table with 3 columns: Name, Position, Year. Includes Marcus Lott (Postgraduate Scholarship Finalist) (2011), Tim Franklin (2011).

Table with 3 columns: Name, Position, Year. Includes Niccolo Mastromatteo (2012).

Table with 3 columns: Name, Position, Year. Includes Niccolo Mastromatteo (Postgraduate Scholarship Finalist) (2013).

Table with 3 columns: Name, Position, Year. Includes Mo Ashley (2014), Brett Johnson (2014).

Table with 3 columns: Name, Position, Year. Includes Alex Ross (2015), Ryan Granger (2015).

Table with 3 columns: Name, Position, Year. Includes Ryan Granger (2016).

COLLEGE SPORTS JOURNAL FCS ACADEMIC ALL-ACADEMIC TEAM

Table with 3 columns: Name, Position, Year. Includes Niccolo Mastromatteo (2012).

NATIONAL FOOTBALL FOUNDATION HAMPSHIRE HONOR SOCIETY

Table with 3 columns: Name, Position, Year. Includes Rodney Burgess (2007 (2006 Season)), Anthony Franklin (2007 (2006 Season)), Sam Harper (2007 (2006 Season)), Josh Hoke (2007 (2006 Season)), Brian Kepple (2007 (2006 Season)), Jamar Leath (2007 (2006 Season)), Brad Poston (2007 (2006 Season)), Tyler Thigpen (2007 (2006 Season)).

Table with 3 columns: Name, Position, Year. Includes Ren McKinnon (2008 (2007 Season)).

Table with 3 columns: Name, Position, Year. Includes Niccolo Mastromatteo (2014 (2013 Season)), Jeffery Salley (2014 (2013 Season)).

Table with 3 columns: Name, Position, Year. Includes Mo Ashley (2015 (2014 Season)), Quinn Backus (2015 (2014 Season)), Cody Craig (2015 (2014 Season)), Chad Hamilton (2015 (2014 Season)), Kevin Hart (2015 (2014 Season)), Brett Johnson (2015 (2014 Season)), Imir Sanders (2015 (2014 Season)).

Table with 3 columns: Name, Position, Year. Includes Alex Ross (2016 (2015 Season)).

Table with 3 columns: Name, Position, Year. Includes Osharmar Abercrombie (2018 (2017 Season)), Kerron Johnson (2018 (2017 Season)), Tyler Keane (2018 (2017 Season)), Marcus Williamson (2018 (2017 Season)).

COSIDA ACADEMIC ALL-DISTRICT

Table with 3 columns: Name, Position, Year. Includes Patrick Hall (First Team, 2005), Josh Hoke (First Team, 2005).

Table with 3 columns: Name, Position, Year. Includes Josh Hoke (First Team, 2006), Brad Poston (First Team, 2006).

Table with 3 columns: Name, Position, Year. Includes Derrick Frasier (First Team, 2008).

Table with 3 columns: Name, Position, Year. Includes Marcus Lott (First Team, 2011).

Table with 3 columns: Name, Position, Year. Includes Niccolo Mastromatteo (First Team, 2013), Jeffery Salley (First Team, 2013).

Table with 3 columns: Name, Position, Year. Includes Mo Ashley (First Team, 2014), Chad Hamilton (First Team, 2014), Brett Johnson (First Team, 2014).

Table with 3 columns: Name, Position, Year. Includes Alex Ross (First Team, 2015).



CHANTICLEER NATIONAL HONORS

NATIONAL WEEKLY HONORS

DON HANSEN'S WEEKLY GAZETTE
PLAYER OF THE WEEK

Table with 3 columns: Name, Position, Date. Includes Josh Hoke, Jamar Leath, Tyler Thigpen.

I-AA.ORG WEEKLY ALL-STARS

Table with 3 columns: Name, Position, Date. Includes Tyler Thigpen.

SPORTS NETWORK/STATS FCS

Table with 3 columns: Name, Position, Date. Includes Jerome Simpson, Marrio Norman, Dominique Davenport, Josh Norman, Zach MacDowall, Dontavais Johnson, Devin Brown, Ryan Granger.

COLLEGE SPORTING NEWS PLAYER OF THE WEEK

Table with 3 columns: Name, Position, Date. Includes Josh Norman, Quinn Backus.

COLLEGE FOOTBALL PERFORMANCE AWARDS PLAYER OF THE WEEK

Table with 3 columns: Name, Position, Date. Includes Zach MacDowall, Niccolo Mastromatteo, Jamie Childers, Dontavais Johnson, Aramis Hillary, Niccolo Mastromatteo, Johnnie Houston, Quinn Backus, Lorenzo Taliaferro, Devin Brown, Alex Ross, Mike McClure, Alex Catron.

COLLEGE SPORTS JOURNAL PLAYER OF THE WEEK

Table with 3 columns: Name, Position, Date. Includes Dontavais Johnson, Quinn Backus.

USAFOOTBALL.ORG PLAYER OF THE WEEK

Table with 3 columns: Name, Position, Date. Includes Quinn Backus.

COLLEGE SPORTS REPORT
"NATIONAL TEAM OF THE WEEK"

Table with 2 columns: Team, Date. Includes Coastal Carolina.

ALL-STAR GAMES

MAGNOLIA GRIDIRON CLASSIC

Table with 3 columns: Name, Year, Season. Includes Tyler Thigpen, Quinton Teal.

HULA BOWL

Table with 3 columns: Name, Year, Season. Includes Jerome Simpson.

EAST-WEST SHRINE BOWL

Table with 3 columns: Name, Year, Season. Includes Jerome Simpson, Josh Norman, Matt Hazel.

SENIOR BOWL

Table with 3 columns: Name, Year, Season. Includes Josh Norman, Lorenzo Taliaferro.

FCS SENIOR SCOUT BOWL

Table with 3 columns: Name, Year, Season. Includes Dominique Davenport, Zach MacDowall, Jamie Childers, Tim Franklin, Bryan Brooks, Andrae Jacobs.

COLLEGE ALL-STAR BOWL

Table with 3 columns: Name, Year, Season. Includes Jamey Cheatwood.

MEDAL OF HONOR BOWL

Table with 3 columns: Name, Year, Season. Includes Quinn Backus (MVP).

NELPA COLLEGIATE BOWL

Table with 3 columns: Name, Year, Season. Includes De'Angelo Henderson.



CHANTICLEER CONFERENCE PLAYERS OF THE YEAR



PATRICK HALL, RB

2004 Big South Offensive Player of the Year



JEROME SIMPSON, WR

2004 Big South Freshman of the Year



TYLER THIGPEN, QB

2006 Big South Offensive Player of the Year



JOSH HOKE

2006 Big South Football and 2006-07 Overall Big South Scholar-Athlete of the Year



ANDRAE JACOBS, LB

2010 Big South Defensive Player of the Year



MARCUS LOTT

2011 Big South Football Scholar-Athlete of the Year



QUINN BACKUS, LB

2012, 2013 and 2014 Big South Defensive Player of the Year
2014-15 Big South Male Athlete of the Year



LORENZO TALIAFERRO, RB

2013 Big South Offensive Player of the Year
2013-14 Big South Male Athlete of the Year



LADARIUS HAWTHORNE

2013 Big South Special Teams Player of the Year



ALEX ROSS, QB

2014 Big South Offensive Player of the Year
2015 Big South Football Scholar-Athlete of the Year



DEVIN BROWN

2015 Big South Special Teams Player of the Year



DE'ANGELO HENDERSON, RB

2015 Big South Offensive Player of the Year
2016 CCU Transition Committee Offensive Player of the Year



ALEX SCEARCE, LB

2016 CCU Transition Committee Defensive Player of the Year



CHANTICLEER CONFERENCE HONORS

PLAYER/COACH OF THE YEAR

OFFENSIVE PLAYER OF THE YEAR

Table listing Offensive Player of the Year winners: Patrick Hall, Tyler Thigpen, Lorenzo Taliaferro, Alex Ross, De'Angelo Henderson, De'Angelo Henderson.

DEFENSIVE PLAYER OF THE YEAR

Table listing Defensive Player of the Year winners: Andrae Jacobs, Quinn Backus, Quinn Backus, Quinn Backus, Alex Scaearce.

SPECIAL TEAMS OF THE YEAR

Table listing Special Teams of the Year winners: LaDarius Hawthorne, Devin Brown.

FRESHMAN OF THE YEAR

Table listing Freshman of the Year winner: Jerome Simpson.

COACH OF THE YEAR

Table listing Coach of the Year winners: David Bennett, David Bennett, Joe Moglia, Joe Moglia.

FOOTBALL SCHOLAR-ATHLETE OF THE YEAR

Table listing Football Scholar-Athlete of the Year winners: Josh Hoke, Marcus Lott, Alex Ross.

HOWARD BAGWELL BIG SOUTH MALE ATHLETE OF THE YEAR (ALL SPORTS)

Table listing Howard Bagwell Big South Male Athlete of the Year winners: Lorenzo Taliaferro, Quinn Backus.

BIG SOUTH MALE STUDENT-ATHLETE OF THE YEAR (ALL SPORTS)

Table listing Big South Male Student-Athlete of the Year winner: Josh Hoke.

BIG SOUTH GRADUATE FELLOWSHIP

Table listing Big South Graduate Fellowship winner: Anthony Franklin.

CHRISTENBERRY AWARD WINNER

Table listing Christenberry Award winner: Anthony Franklin.



ANTHONY FRANKLIN

ALL-BIG SOUTH

Large table listing All-Big South players with columns for Name, Team, Position, and Year.

Table listing All-Big South players with columns for Name, Team, Position, and Year.



CHANTICLEER CONFERENCE HONORS

2017 CCU TRANSITION COMMITTEE

Table with 4 columns: NAME, TEAM, POSITION, YEAR. Lists players like De'Angelo Henderson, Bruce Mapp, Sam Ekwonike, etc.

ALL-SUN BELT

Table with 4 columns: NAME, TEAM, POSITION, YEAR. Lists players like Shane Johnson, Osharmar Abercrombie, Malcolm Williams, etc.

CONFERENCE ALL-ACADEMIC TEAM

Table with 3 columns: NAME, CONFERENCE, YEAR. Lists players like Maurice Simpkins, Josh Hoke, Jamar Leath, etc.

BIG SOUTH PLAYERS OF THE WEEK

Table with 3 columns: NAME, SIDE, DATE. Lists players like Maurice Simpkins, Demetrius Morant, Josh Hoke, etc.

Table with 3 columns: NAME, SIDE, DATE. Lists players like Aramis Hillary, Quinn Backus, Josh Norman, etc.

NO CONFERENCE AFFILIATION IN 2016

SUN BELT PLAYERS OF THE WEEK

Table with 3 columns: NAME, SIDE, DATE. Lists players like Osharmar Abercrombie, Evan Rabon, etc.



2018 COASTAL CAROLINA FOOTBALL MEDIA GUIDE



CHANTICLEER CONFERENCE HONORS BY NAME

| NAME | CONF. | TEAM | POS. | YEAR |
|---------------------|-----------|-----------|------|------|
| Oshamar Abercrombie | Sun Belt | 3rd Team | RB | 2017 |
| Mo Ashley | Big South | 2nd Team | OL | 2014 |
| Brandon Autry | Big South | 1st Team | DB | 2007 |
| Quinn Backus | Big South | 1st Team | LB | 2012 |
| Quinn Backus | Big South | 1st Team | LB | 2013 |
| Quinn Backus | Big South | 1st Team | LB | 2014 |
| Shane Ballard | Big South | 1st Team | LS | 2014 |
| DeMario Bennett | Big South | 2nd Team | WR | 2013 |
| Ryan Boehm | Big South | 2nd Team | OL | 2009 |
| Danny Bonifas | Big South | 1st Team | LS | 2010 |
| Jabarai Bothwell | Big South | 1st Team | DL | 2015 |
| Jabarai Bothwell | CCU FTC | 1st Team | DL | 2016 |
| Devin Brown | Big South | 1st Team | KOR | 2013 |
| Devin Brown | Big South | 1st Team | KOR | 2014 |
| Devin Brown | Big South | 1st Team | KOR | 2015 |
| Devin Brown | CCU FTC | 2nd Team | KOR | 2016 |
| Rodney Burgess | Big South | 1st Team | TE | 2006 |
| Trey Carter | Sun Belt | Hon. Men. | OL | 2017 |
| Alex Catron | Big South | 1st Team | PK | 2013 |
| Alex Catron | Big South | 2nd Team | PK | 2014 |
| Jamey Cheatwood | Big South | 2nd Team | OL | 2010 |
| Jamey Cheatwood | Big South | 2nd Team | OL | 2011 |
| Jamey Cheatwood | Big South | 1st Team | OL | 2013 |
| Jamie Childers | Big South | 2nd Team | TE | 2011 |
| James Coble | Big South | 1st Team | LS | 2006 |
| Rayshun Crosby | Big South | 2nd Team | DL | 2003 |
| Dominique Davenport | Big South | 1st Team | DB | 2010 |
| Quinton Davis | Big South | 1st Team | DE | 2012 |
| David Duran | Big South | 1st Team | TE | 2009 |
| David Duran | Big South | 1st Team | TE | 2010 |
| David Duran | Big South | 2nd Team | TE | 2012 |
| Sam Ekwonike | Big South | 1st Team | OL | 2015 |
| Sam Ekwonike | CCU FTC | 1st Team | OL | 2016 |
| Ben Erdman | Big South | 1st Team | P | 2008 |
| Tim Franklin | Big South | 2nd Team | OL | 2011 |
| Sergio Geiger | Big South | 2nd Team | DB | 2005 |
| Adrain Grady | Big South | 2nd Team | DL | 2003 |
| Adrain Grady | Big South | 2nd Team | DL | 2004 |
| Adrain Grady | Big South | 2nd Team | DL | 2005 |
| Adrain Grady | Big South | 1st Team | DL | 2007 |
| Ryan Granger | Big South | 1st Team | PK | 2015 |
| Patrick Hall | Big South | 1st Team | RB | 2004 |
| Patrick Hall | Big South | 2nd Team | RB | 2005 |
| Chad Hamilton | Big South | 2nd Team | OL | 2012 |
| Chad Hamilton | Big South | 1st Team | OL | 2013 |
| Chad Hamilton | Big South | 1st Team | OL | 2014 |
| Kent Harper | Big South | 2nd Team | DL | 2010 |
| Sam Harper | Big South | 2nd Team | DL | 2004 |
| Sam Harper | Big South | 1st Team | DL | 2006 |
| Kevin Hart | Big South | 1st Team | OL | 2014 |
| Johnny Hartsfield | Big South | 1st Team | DL | 2012 |
| Matt Hazel | Big South | 2nd Team | WR | 2011 |
| Matt Hazel | Big South | 1st Team | WR | 2012 |
| Matt Hazel | Big South | 1st Team | WR | 2013 |
| Jeremy Height | Big South | 2nd Team | RB | 2012 |
| De'Angelo Henderson | Big South | 1st Team | RB | 2014 |
| De'Angelo Henderson | Big South | 1st Team | RB | 2015 |
| De'Angelo Henderson | CCU FTC | 1st Team | RB | 2016 |
| Drew Herring | Big South | 1st Team | OL | 2013 |
| Aramis Hillary | Big South | 1st Team | QB | 2012 |
| Josh Hoke | Big South | 1st Team | PK | 2004 |
| Josh Hoke | Big South | 1st Team | PK | 2005 |
| Roderick Holder | Big South | 1st Team | DL | 2014 |
| Roderick Holder | Big South | 2nd Team | DL | 2015 |

| NAME | CONF. | TEAM | POS. | YEAR |
|----------------------|-----------|-----------|------|------|
| Calvin Hollenhorst | Big South | 2nd Team | DL | 2013 |
| Calvin Hollenhorst | Big South | 2nd Team | DL | 2014 |
| Calvin Hollenhorst | Big South | 2nd Team | DL | 2015 |
| John Israel | Big South | 2nd Team | WR | 2014 |
| Andrae Jacobs | Big South | 1st Team | LB | 2010 |
| Andrae Jacobs | Big South | 1st Team | LB | 2011 |
| Brandon Jeffcoat | Big South | 1st Team | TE | 2004 |
| Brett Johnson | Big South | 2nd Team | LB | 2014 |
| Dontavais Johnson | Big South | 1st Team | DB | 2012 |
| Nick Johnson | Big South | 2nd Team | OL | 2003 |
| Nick Johnson | Big South | 1st Team | OL | 2004 |
| Shane Johnson | CCU FTC | 2nd Team | LB | 2016 |
| Shane Johnson | Sun Belt | 2nd Team | LB | 2017 |
| Chris Jones | Big South | 2nd Team | WR | 2015 |
| Chris Jones | Big South | 2nd Team | PR | 2015 |
| Chris Jones | CCU FTC | 1st Team | PR | 2016 |
| Chris Jones | Sun Belt | Hon. Men. | WR | 2017 |
| Silas Kelly | Sun Belt | Hon. Men. | LB | 2017 |
| Brian Kepple | Big South | 2nd Team | OL | 2005 |
| Brian Kepple | Big South | 1st Team | OL | 2006 |
| Connor Kubala | CCU FTC | 2nd Team | LS | 2016 |
| Voghens Larrieux | Big South | 1st Team | OL | 2015 |
| Voghens Larrieux | CCU FTC | 1st Team | OL | 2016 |
| Jamar Leath | Big South | 1st Team | LB | 2005 |
| Jamar Leath | Big South | 1st Team | LB | 2006 |
| Britt Leggett | Big South | 1st Team | OL | 2007 |
| Britt Leggett | Big South | 1st Team | OL | 2008 |
| Zach MacDowall | Big South | 2nd Team | QB | 2010 |
| Ronnie Mason | Big South | 2nd Team | DL | 2006 |
| Niccolo Mastromatteo | Big South | 2nd Team | PR | 2010 |
| Niccolo Mastromatteo | Big South | 2nd Team | PR | 2011 |
| Niccolo Mastromatteo | Big South | 1st Team | PR | 2012 |
| Niccolo Mastromatteo | Big South | 2nd Team | WR | 2012 |
| Niccolo Mastromatteo | Big South | 2nd Team | PR | 2013 |
| Bruce Mapp | Big South | 2nd Team | WR | 2014 |
| Bruce Mapp | Big South | 1st Team | WR | 2015 |
| Bruce Mapp | CCU FTC | 1st Team | WR | 2016 |

| NAME | CONF. | TEAM | POS. | YEAR |
|--------------------|-----------|-----------|------|------|
| Mike McClure | Big South | 2nd Team | LB | 2012 |
| Mike McClure | Big South | 2nd Team | LB | 2013 |
| Kelvin McIver | Big South | 1st Team | DL | 2004 |
| Kelvin McIver | Big South | 1st Team | DL | 2005 |
| Dewitt Myers | Big South | 2nd Team | DB | 2006 |
| Josh Norman | Big South | 1st Team | DB | 2009 |
| Josh Norman | Big South | 1st Team | DB | 2010 |
| Josh Norman | Big South | 1st Team | DB | 2011 |
| Marrio Norman | Big South | 1st Team | DB | 2007 |
| Phillip Oboh | Big South | 2nd Team | DL | 2007 |
| Phillip Oboh | Big South | 1st Team | DL | 2008 |
| Phillip Oboh | Big South | 1st Team | DL | 2009 |
| Eric O'Neal | Big South | 2nd Team | RB | 2010 |
| David Parker | Big South | 2nd Team | Ret. | 2004 |
| Aundres Perkins | Big South | 2nd Team | RB | 2003 |
| Aundres Perkins | Big South | 2nd Team | RB | 2005 |
| Aundres Perkins | Big South | 2nd Team | RB | 2006 |
| Brad Poston | Big South | 2nd Team | OL | 2003 |
| Brad Poston | Big South | 1st Team | OL | 2005 |
| Brad Poston | Big South | 1st Team | OL | 2006 |
| Evan Rabon | Sun Belt | Hon. Men. | P | 2017 |
| Whittmin Reese | Big South | 2nd Team | DB | 2007 |
| D.J. Rice | Big South | 2nd Team | LB | 2007 |
| D.J. Rice | Big South | 1st Team | LB | 2008 |
| Denzel Rice | Big South | 2nd Team | DB | 2013 |
| Denzel Rice | Big South | 2nd Team | DB | 2014 |
| Alex Ross | Big South | 1st Team | QB | 2013 |
| Alex Ross | Big South | 1st Team | QB | 2014 |
| Alex Ross | Big South | 1st Team | QB | 2015 |
| Richie Sampson | Big South | 2nd Team | DB | 2013 |
| Richie Sampson | CCU FTC | 1st Team | SB | 2016 |
| Alex Scarce | Big South | 2nd Team | LB | 2015 |
| Alex Scarce | CCU FTC | 1st Team | LB | 2016 |
| Maurice Simpkins | Big South | 1st Team | LB | 2003 |
| Maurice Simpkins | Big South | 1st Team | LB | 2004 |
| Maurice Simpkins | Big South | 1st Team | LB | 2005 |
| Jerome Simpson | Big South | 2nd Team | WR | 2004 |
| Jerome Simpson | Big South | 2nd Team | WR | 2005 |
| Jerome Simpson | Big South | 1st Team | WR | 2006 |
| Jerome Simpson | Big South | 1st Team | WR | 2007 |
| Seth Smalls | Big South | 2nd Team | OL | 2010 |
| Zack St. Clair | Big South | 2nd Team | LS | 2005 |
| Anthony Steele | Big South | 2nd Team | LB | 2007 |
| Desmond Steward | Big South | 2nd Team | LB | 2009 |
| Desmond Steward | Big South | 2nd Team | LB | 2011 |
| Lorenzo Taliaferro | Big South | 1st Team | RB | 2013 |
| Quinton Teal | Big South | 1st Team | DB | 2004 |
| Quinton Teal | Big South | 1st Team | DB | 2005 |
| Quinton Teal | Big South | 1st Team | DB | 2006 |
| Tyler Thigpen | Big South | 1st Team | QB | 2006 |
| Chris Thomas | Big South | 2nd Team | DL | 2010 |
| Chase Tidwell | Big South | 2nd Team | OL | 2015 |
| Mike Tolbert | Big South | 1st Team | RB | 2007 |
| Antwon Trice | Big South | 2nd Team | OL | 2003 |
| Antwon Trice | Big South | 1st Team | OL | 2004 |
| Antwon Trice | Big South | 1st Team | OL | 2005 |
| Brandon Whitley | Big South | 2nd Team | WR | 2010 |
| Pat Williams | Big South | 1st Team | OL | 2012 |
| Malcolm Williams | Sun Belt | 3rd Team | RB | 2017 |
| Pernell Williams | Big South | 1st Team | DB | 2014 |
| Greg Williamson | Big South | 1st Team | Ret. | 2003 |
| Greg Williamson | Big South | 2nd Team | DB | 2003 |
| Greg Williamson | Big South | 2nd Team | DB | 2004 |
| Robbie Wright | Big South | 2nd Team | OL | 2005 |

CCU TFC = CCU Football Transition Committee



MAURICE SIMPKINS

Three-time First-Team All-Big South



AUNDRES PERKINS

Three-time All-Big South Running Back




GREG WILLIAMSON

Named All-Big South at Two Positions in '03



ADRAIN GRADY

Four-time All-Big South



NICCOLO MASTROMATTEO

2nd player ever to earn Five All-Big South Honors



CHANTICLEER LETTERMEN

◦ A ◦

Osharmar Abercrombie 2014, 2015, 2016, 2017
Aaron Aiken 2014
Andrew Allen 2012, 2013
Chris Allen 2004, 2005, 2006
Datarius Allen 2012, 2013, 2014, 2015
Brandon Anderson 2003
Jamar Anderson 2006, 2007, 2008
Josh Anderson 2016, 2017
Kilton Anderson 2017
Larry Anderson 2003
Daniel Anousheh 2015
Dimitri Anthony 2014
Ronald Arbetha 2016
Mo Ashley 2011, 2012, 2013, 2014
Leonard Atkins 2004
Brandon Autry 2006, 2007, 2008, 2009

◦ B ◦

Robert Balkunas 2008, 2009, 2010
Quinn Backus 2011, 2012, 2013, 2014
Taylor Bagley 2014, 2015
Storm Baker 2013
Samson Baldwin 2013, 2014, 2015, 2016
Shane Ballard 2011, 2012, 2013, 2014
Brooks Barbaree 2008, 2009, 2010, 2011
Casey Barker 2016
Willie Barnes 2003, 2004, 2005, 2006
Peter Battaglia 2016, 2017
Michael Battle 2012, 2013
Josh Bauer 2004
Steven Bedosky 2017
DeMario Bennett 2011, 2012, 2013
Ra'Quan Bennett 2016, 2017
Troy Biddy 2003
Michael Billings 2015, 2016
Justin Birch 2009
Omar Black 2015, 2016, 2017
Colton Blackburn 2012, 2013, 2014
Tyrell Blanks 2012, 2013, 2014, 2015
Nicholas Bonaparte 2014
Ryan Boehm 2006, 2007, 2008, 2009
Danny Bonifas 2007, 2008, 2009, 2010
Jamaul Boswell 2010, 2011
Jabarai Bothwell 2014, 2015, 2016
Brandon Bouie 2004
Charles Boyd 2003, 2004
Lorenzo Boyles 2011, 2012, 2013
Austin Bradley 2016, 2017
Gary Bradshaw 2015, 2016, 2017
Mark Brame 2016
Devon Brant 2015
C.J. Brewer 2017
Mark Bridges 2011
James Brochu 2003, 2004, 2005
Louie Brock 2005
Bryan Brooks 2008, 2009, 2010, 2011
Jasper Brooks 2003
Chris Brown 2007
Devin Brown 2013, 2014, 2015, 2016
Ed Brown 2013, 2014, 2015
E.J. Brown 2008, 2009, 2010
Jave Brown 2017
Laquay Brown 2015, 2016, 2017
Tyrell Brown 2015
D.J. Brunson 2007, 2008, 2009
Rashiek Buchanan 2003, 2004
Rodney Burgess 2003, 2004, 2005, 2006
Morgan Byers 2004
Tony Byrd 2006, 2007

◦ C ◦

Austin Cain 2011, 2012, 2013, 2014
Travis Cain 2003, 2004, 2005, 2006
Marlon Campbell 2009
Tyler Campbell 2006, 2007, 2008, 2009
Braden Cannon 2003, 2004, 2005, 2006
Preston Carey 2017
Trey Carter 2017
Brandon Carr 2003, 2004, 2005
Tim Carson 2004, 2005, 2006
Chris Carter 2010, 2011
Alex Catron 2011, 2012, 2013, 2014

Tyler Chadwick 2016
Kenneth Chambers 2003, 2004, 2005, 2006
Antawn Chandler 2017
Darius Chapman 2008
Jamey Cheatwood 2010, 2011, 2012, 2013
Anthony Chesley 2015, 2016, 2017
Eric Church 2015, 2016, 2017
Michael Church 2012, 2013, 2014, 2015
Jamie Childers 2008, 2009, 2010, 2011
Nicholas Clark 2014, 2015, 2016, 2017
Mallory Claybourne 2017
Grant Clayton 2011, 2012
Jonathan Clayton 2017
Brad Cline 2003
James Coble 2005, 2006
Ben Collins 2007, 2008, 2009, 2010
Larry Collins Jr. 2017
Joe Coscarelli 2013
Keith Cox 2004
Cody Craig 2011, 2012, 2013, 2014
Rayshun Crosby 2003
Scott Crouch 2004
Marcus Crowder 2012, 2013, 2014, 2015
Ryan Culbertson 2017
Leroy Cummings 2014, 2015
Keon Cunningham 2007, 2008, 2009, 2010
Ramard Cunningham 2003

◦ D ◦

Lorenzo D'Angelo 2016, 2017
Kenneth Daniels 2013, 2014, 2015, 2016
Travis Dannelly 2003
Dominique Davenport 2006, 2007, 2009, 2010
Dushawn Davis 2010, 2011
Jamel Davis 2009, 2010, 2011, 2012
Quinton Davis 2009, 2010, 2011, 2012
Caleb Dees 2010, 2011
Dalton Demos 2013, 2017
Kelvin Deveaux 2013, 2014, 2015
Jerran Devlin 2010
Dom DiGalbo 2013, 2014, 2015, 2016
Rich Diggs 2003
Clarence Donley 2006, 2007, 2008
Randall Drayton 2013, 2014, 2016
Derambezz Drinkard 2017
William Dunlap 2005
David Duran 2009, 2010, 2011, 2012
Justin Durham 2007, 2008, 2009, 2010
Will Durrett 2003, 2004, 2007

◦ E ◦

Moon Edwards 2011, 2012, 2013
Sam Ekwonike 2013, 2014, 2015, 2016
Costanzo Ellerbe 2015
Jett Eppes 2004
Raymond Emmerling 2007, 2008
Ben Erdman 2007, 2008, 2009, 2010
Scott Fambrough 2006, 2007

◦ F ◦

Nathan Farley 2004, 2005
Anthony Featherstone 2003, 2004, 2005, 2006
Brandon Fisher 2003
Kenny Fitzgerald 2012, 2013, 2014
Marcus Fladger 2009
Kyle Fleetwood 2014, 2015
Jack Flood 2015, 2016, 2017
Chris Floyd 2008, 2009, 2010, 2011
Efrim Floyd 2004
Nick Foley 2015
Jamie Fordham 2005, 2006, 2007, 2008
Sean Fortson 2007
Anthony Franklin 2003, 2004, 2005, 2006
Jack Franklin 2017
Tim Franklin 2008, 2009, 2010, 2011
Tommy Fraser 2005, 2006, 2007, 2009
Derrick Fraser 2007, 2008, 2009, 2011
Anthony Frye 2008, 2010
Cortney Furr 2004

◦ G ◦

Shaun Gaines 2004, 2005, 2006
Trey Gattison 2014, 2015

Kerebi Gause 2006, 2007
Racheed Gause 2006, 2007, 2008, 2010
Sergio Geiger 2003, 2004, 2005, 2006
Philip George 2010, 2011, 2012
John Ginder 2007
Christian Gill 2015
Leon Goodwin 2008
Adrain Grady 2003, 2004, 2005, 2007
Keith Graham 2008
Ryan Granger 2013, 2014, 2015, 2016
JoJo Grant 2005, 2008
Lounzy Green 2003
Jon Greene 2004, 2005, 2006, 2008
Jeffrey Gunter 2017

◦ H ◦

Jacquez Hairston 2017
Allen Hall 2016, 2017
Logan Hall 2011
Patrick Hall 2003, 2004, 2005
Chad Hamilton 2011, 2012, 2013, 2014
Ben Hampton 2003, 2004, 2005, 2006
Jeremy Harden 2008, 2009
Kent Harper 2007, 2008, 2009, 2010
Sam Harper 2003, 2004, 2005, 2006
Jermaine Harrington 2003, 2004
Dae'quan Harrison 2015, 2016
Brian Harrison 2008, 2009, 2010, 2011
Kevin Hart 2011, 2012, 2013, 2014
Johnny Hartsfield 2010, 2011, 2012
Corey Hawkins 2008, 2009, 2010, 2011
LaDarius Hawthorne 2010, 2011, 2012, 2013
Matt Hazel 2010, 2011, 2012, 2013
Dontay Hears 2014, 2015, 2016, 2017
James Heft 2016, 2017
Jeremy Height 2009, 2010, 2011, 2012
De'Angelo Henderson 2013, 2014, 2015, 2016
Tre Henderson 2009, 2010, 2011, 2012
Drew Herring 2010, 2011, 2012, 2013
Josh Herring 2004
Markell Hill 2014
Aramis Hillary 2010, 2011, 2012
Shaq Hilton 2011
Brock Hoffman 2017
Roderick Holder 2012, 2013, 2014, 2015
Calvin Hollenhorst 2012, 2013, 2014, 2015
Josh Hoke 2003, 2004, 2005, 2006
Dexter Holman 2008, 2009, 2010, 2011
T'QeLe Holmes 2017
Dameon Hopkins 2003, 2005, 2011
Johnnie Houston 2010, 2011, 2012, 2013
Amir Howard 2017
Ethan Howard 2016, 2017
Chase Howe 2006, 2007, 2008
Marcellus Hunter 2012, 2013

◦ I ◦

Masamitsu Ishibashi 2014, 2015, 2016, 2017
Mark Irick 2015
John Israel 2012, 2013, 2014, 2015

◦ J ◦

Tarron Jackson 2016(RS), 2017
Andrae Jacobs 2009, 2010, 2011, 2012
Alex James 2017
John Jay 2004, 2005
Brandon Jeffcoat 2003, 2004
B.J. Jenkins 2008, 2009, 2010, 2011
Jon Jenkins 2013, 2014
Warren Jennings 2005, 2006, 2007, 2008
André Johnson 2012, 2013, 2014, 2015
Brett Johnson 2013, 2014
Dontavais Johnson 2010, 2011, 2012
Kerron Johnson 2014, 2015, 2016, 2017
Matt Johnson 2009, 2011, 2012
Nick Johnson 2003, 2004
Shane Johnson 2015, 2016, 2017
Tarvorris Jolly 2009, 2010
Aaron Jones 2004
Aaron Jones 2010, 2011
Chris Jones 2014, 2015, 2016, 2017
Christopher Jones 2017
Dallen Jones 2015, 2016, 2017



CHANTICLEER NATIONAL HONORS

Jermaine Jones 2004
Kenny Jones 2008, 2009, 2010, 2012
Marquiese Jones 2016
Zavier Jones..... 2016, 2017
Kenneth Joshen..... 2004, 2006, 2007
Adam June..... 2014
Jesse June 2015

K

Tyler Keane 2015, 2016, 2017
Joe Kaleta..... 2012, 2013, 2014
Brian Kasas..... 2013
Arthur Kelley 2009, 2010, 2012, 2013
Zach Kelley..... 2015, 2016
Caleb Kelly 2015
DeMario Kelly..... 2005
Silas Kelly..... 2017
Bucky Kennedy..... 2011, 2012, 2013
Sammie Kennedy..... 2010, 2011, 2012
Brian Kepple 2003, 2004, 2005, 2006
Trent Killian..... 2006, 2007
Jau King II 2017
Maxwell Kjosas..... 2016, 2017
Clark Krimmer 2013, 2014, 2015, 2016
Chandler Kryst..... 2016, 2017
Connor Kubala 2015, 2016, 2017

L

Justin Landrum..... 2003, 2004, 2005, 2006
Voghens Larrieux..... 2013, 2014, 2015, 2016
Adam Lawhorn..... 2015, 2016, 2017
Jamar Leath 2003, 2004, 2005, 2006
Dimitri Lee..... 2015
Ryan Lee 2016
Britt Leggett..... 2005, 2006, 2007, 2008
Ray Lewis III 2015
Mike Limoli..... 2010, 2011
Trae Long 2008, 2009, 2010
Marcus Lott..... 2008, 2009, 2010
Kendrick Lowery..... 2016, 2017
Ryan Lowery 2003, 2004
Sean Lundy..... 2005, 2006
Ramel Lyde..... 2003

M

Zach MacDowall 2008, 2009, 2010
Barrett Maners 2004, 2006
Matt Manning..... 2008, 2009
Bruce Mapp..... 2013, 2014, 2015, 2016
Isaac Martin..... 2015, 2016
Patrick Martin..... 2009
Ronnie Mason..... 2005, 2006, 2007, 2008
John Masley..... 2011, 2012
Niccolo Mastromatteo..... 2010, 2011, 2012, 2013
Adam Maxie..... 2015, 2016
Jamarion McBride..... 2015, 2016, 2017
Avery McCall..... 2016
Tyler McCarthy..... 2010, 2011, 2012
Mike McClure..... 2010, 2011, 2012, 2013
Chris McDonald..... 2003, 2004, 2005, 2006
Taylor McFadden..... 2003
Aaron McFarland..... 2012, 2013, 2014, 2015
Dane McFarlin..... 2003
Chad McField..... 2008, 2009, 2010, 2011
Zach McGehee..... 2009, 2010
Kelvin McIver..... 2004, 2005
Ren McKinnon..... 2004, 2005
Jarius McMillan..... 2014, 2015, 2016, 2017
Brock Merritt 2015, 2016
Ro-Derick Middleton..... 2004, 2005, 2006, 2007
Will Middleton 2010, 2011, 2012
Stuart Miles 2007
Devan Miller 2013
Andrew Mitchell..... 2013, 2014
Carlton Mitchell 2008, 2009, 2010
Rodney Mitchell 2014, 2015, 2016, 2017
L.J. Mobley 2007
Willie Moore..... 2003
Demetrius Morant..... 2003
Gabe Moreland..... 2006, 2007, 2008
Jacob Moreland 2014, 2015
Jonathan Morgan 2008, 2009, 2010
Ronnie Moses..... 2011

Austin Murillo 2015
Dewitt Myers..... 2003, 2004, 2005, 2006

N

Keith Nevins..... 2008
Paul Nicholas..... 2008, 2009
David Nixon..... 2007, 2008, 2009
Chris Noble 2003, 2004, 2005, 2006
Josh Norman..... 2008, 2009, 2010, 2011
Marrio Norman 2004, 2006, 2007, 2008

O

Eric O'Neal 2007, 2008, 2009, 2010
Philip Oboh 2006, 2007, 2008, 2009
Eric Outlaw 2003, 2004
Marcus Outlow..... 2017
Jake Owen..... 2009
Donnie Owens 2009, 2010
Charles Ouverson..... 2017
Jonathan Oxandaboure 2004

P

Kenneth Page 2010
James Pallassino..... 2007, 2008
Sedrick Palmer..... 2015, 2016
Allen Parker 2004
David Parker 2003, 2004, 2005
Perry Parks 2004, 2005, 2006
Andrew Parsons 2009
James Patterson 2016, 2017
Thomas Pauciello 2012, 2013, 2014
Laqavious Paul..... 2016, 2017
Aundres Perkins..... 2003, 2004, 2005, 2006
Jamie Perkinson..... 2007, 2008, 2009, 2010
Brett Porterfield..... 2004, 2005, 2006
Brad Poston..... 2003, 2004, 2005, 2006
Chris Presley..... 2009, 2011, 2012
Jeremiah Pressley..... 2003
Dwayne Price 2014, 2015, 2016, 2017

R

Evan Rabon 2015, 2016, 2017
Miles Rankin 2011, 2012
Whittmin Reese 2005, 2006, 2007, 2008
C.J. Rhinehart 2004
D.J. Rice 2005, 2006, 2007, 2008
Denzel Rice 2011, 2012, 2013, 2014
Les Rice 2003, 2004
Frankie Richardson..... 2015
William Richardson 2007, 2008
Parez Riley 2003, 2004, 2005, 2006
Rick Rivers..... 2011
Carl Robinson..... 2004, 2005
Myron Rogers 2010
Alex Ross 2012, 2013, 2014, 2015
JaDamion Ross 2013, 2014
Tyquan Ross..... 2016
Brian Rousey..... 2004, 2005, 2006

S

Jeffery Salley 2010, 2011, 2012, 2013
Richie Sampson 2012, 2013, 2014, 2016
Brian Sanders 2007, 2008, 2009, 2010
Imir Sanders..... 2013, 2014
A.J. Sattinger..... 2014, 2015, 2016
Alex Scarce 2013, 2014, 2015, 2016
Austin Shirley..... 2009
Rayshaud Shields..... 2013, 2014, 2015
Shon Shuler 2003
Zach Silverberg..... 2011, 2012, 2013, 2014
Zori Simmons 2004, 2005
Maurice Simpkins 2003, 2004, 2005
Jerome Simpson..... 2004, 2005, 2006, 2007
James Sims..... 2007, 2008, 2009
Mark Singleton 2012
Arthur Sitton..... 2005, 2006, 2007, 2008
Travis Small..... 2010, 2011, 2012, 2013
Seth Smalls..... 2007, 2008, 2009, 2010
Curtis Smiley..... 2007, 2008
Calvin Smith 2017
Zack St. Clair..... 2003, 2004, 2005, 2006
Tarrol Stafford 2015, 2016
Vince Starr..... 2006, 2007, 2008, 2009

Anthony Steele..... 2004, 2005, 2006, 2007
Andrew Stephens..... 2008, 2009
Josh Stevenson..... 2005, 2006, 2007
Desmond Steward 2008, 2009, 2010, 2011
Josh Stilley 2015, 2016
Jaz Strong..... 2013
Adrian Sullivan..... 2009, 2010, 2011, 2013
Kamron Summers 2013, 2014, 2015, 2016
Nick Sumpter..... 2007

T

Lorenzo Taliaferro 2012, 2013
Devin Taylor 2011, 2012, 2013, 2014
Eshoun Talley 2003
Quinton Teal..... 2003, 2004, 2005, 2006
Chance Thrasher..... 2017
Tyler Thigpen..... 2003, 2004, 2005, 2006
Chris Thomas..... 2010, 2011, 2012
Denzell Thomas 2013
C.J. Thompson..... 2013, 2014, 2015m, 2016
Chase Tidwell..... 2015, 2016
Ja'ree Tolbert..... 2015, 2016, 2017
Franky Tolbert..... 2003, 2004, 2005, 2006
Mike Tolbert 2004, 2005, 2006, 2007
Chadd Toothman..... 2003, 2004
Chase Travis..... 2013
Antwon Trice..... 2003, 2004, 2005
Ky'Jon Tyler 2016, 2017

U

Trent Usher 2005, 2007, 2008

V

Miguel Valdes 2015

W

Chris Walker..... 2005, 2007
William Walker 2013, 2014, 2015, 2016
Chris Walls 2007, 2008, 2009, 2010
Delano Walters 2015, 2016
Jalin Washington..... 2016, 2017
Quane' Washington 2017
Ron Washington..... 2005, 2006, 2007, 2008
Santini Washington..... 2004, 2005, 2006, 2007
Darrin Watkins..... 2003
Tyler Watkins 2012, 2013, 2014
Fitz Wattley 2015, 2016, 2017
Craig Weick 2012, 2013, 2014, 2015
Delton Wells 2013
Akeem Wesley..... 2009, 2010, 2011, 2012
Alex Wheat Jr..... 2014
Tyler Wheeler 2016
Myles White 2016, 2017
Marcus Whitener 2009, 2010, 2011, 2012
Dominique Whiteside 2009, 2010, 2012, 2013
Brandon Whitley 2007, 2008, 2009, 2010
Jonathan Wilhoit..... 2003, 2004, 2005
Darnell Williams..... 2003, 2005
Malcolm Williams..... 2016, 2017
Pat Williams 2009, 2010, 2011, 2012
Pernell Williams 2011, 2012, 2013, 2014
Rob Williams..... 2003, 2004, 2005, 2006
Tony Williams..... 2003, 2004, 2005, 2006
Greg Williamson..... 2003, 2004
Marcus Williamson..... 2015, 2016, 2017
Travis Williamson..... 2005, 2006
Cedric Willis 2005
Marquel Willis 2008, 2009, 2010
Austin Wilson 2017
Trevor Witcher..... 2011
Alex Wolfe 2007, 2008
Robbie Wright..... 2003, 2004, 2005

Z

Robert Zapata 2004



CHANTICLEER INDIVIDUAL SINGLE-GAME HIGHS

MOST RUSHING ATTEMPTS

Table with 5 columns: Rank, Attempts, Player, Team, Date. Top entries: 1. 34 A. Perkins at North Greenville 09-25-03, 2. 32 L. Taliaferro at Elon 09-28-13, 3. 28 D. Henderson at Lamar 09-03-16.

MOST PASSES ATTEMPTED

Table with 5 columns: Rank, Attempts, Player, Team, Date. Top entries: 1. 47 A. Ross at Elon 09-27-14, 47 A. Hillary at Toledo 09-22-12, 3. 46 A. Ross at Charleston Southern 10-31-15.

HIGHEST PASSING EFFICIENCY (10 ATT)

Table with 5 columns: Rank, Efficiency, Player, Team, Date. Top entries: 1. 265.2 A. Ross at Charleston Southern 10-25-14, 2. 265.0 A. Ross at Bethune-Cookman 11-30-13, 3. 261.7 Z. MacDowall at Charleston Southern 11-20-10.

MOST NET YARDS RUSHING

Table with 5 columns: Rank, Yards, Player, Team, Date. Top entries: 1. 244 (13 carries) M. Tolbert at VMI 10-27-07, 2. 205 (32 carries) L. Taliaferro at Elon 09-28-13, 3. 202 (34 carries) A. Perkins at North Greenville 09-25-03.

MOST PASSES COMPLETED

Table with 5 columns: Rank, Completions, Player, Team, Date. Top entries: 1. 34 A. Ross at Elon 09-27-14, 2. 30 A. Hillary at Toledo 09-22-12, 3. 29 A. Ross at Gardner-Webb 11-01-14.

LONGEST PASS COMPLETION

Table with 5 columns: Rank, Yards, Player, Team, Date. Top entries: 1. 91 A. Ross at The Citadel 11-28-15, 2. 86 T. Keane at UL Monroe 09-30-17, 86 A. Ross at Montana 12-07-13.

HIGHEST AVG. GAIN PER RUSH (10 CARRIES)

Table with 5 columns: Rank, Avg Gain, Player, Team, Date. Top entries: 1. 18.8 (13-244) M. Tolbert at VMI 10-27-07, 2. 11.9 (10-119) T. Thigpen at Gardner-Webb 11-11-06, 3. 11.8 (17-201) P. Hall at Davidson 11-08-03.

HIGHEST COMPLETION PERCENTAGE (10 ATT)

Table with 5 columns: Rank, Comp %, Player, Team, Date. Top entries: 1. 87.5 (14-16) A. Ross at Gardner-Webb 11-07-15, 2. 86.4 (19-22) A. Hillary at Presbyterian 11-10-12, 3. 83.3 (15-18) T. Keane at Gardner-Webb 10-15-16.

MOST RECEPTIONS

Table with 5 columns: Rank, Receptions, Player, Team, Date. Top entries: 1. 10 T. Blanks at Charlotte 11-08-14, 10 B. Mapp at Gardner-Webb 11-01-14, 10 N. Mastromatteo at Eastern Kentucky 09-15-12.

MOST RUSHING TOUCHDOWNS SCORED

Table with 5 columns: Rank, TDs, Player, Team, Date. Top entries: 1. 4 L. Taliaferro at Liberty 10-19-13, 4 A. Perkins at Charleston Southern 11-20-04, 3. 3 D. Henderson at Charleston Southern 10-01-16.

MOST PASSING YARDS

Table with 5 columns: Rank, Yards, Player, Team, Date. Top entries: 1. 415 A. Ross at The Citadel 11-28-15, 2. 382 Z. MacDowall at Liberty 11-13-10, 382 Z. MacDowall at Liberty 10-04-08.

MOST RECEIVING YARDS

Table with 5 columns: Rank, Yards, Player, Team, Date. Top entries: 1. 266 (9 catches) M. Williams at UL Monroe 09-30-17, 2. 207 (8 catches) J. Simpson at Georgia Southern 09-16-06, 3. 174 (3 catches) J. Israel at Charleston Southern 10-25-14.

LONGEST RUSH FROM SCRIMMAGE

Table with 5 columns: Rank, Yards, Player, Team, Date. Top entries: 1. 86 M. Tolbert at VMI 10-27-07, 2. 80 M. Tolbert at VMI 10-14-06, 3. 77 T. Thigpen at VMI 10-29-05.

MOST PASSING YARDS PER ATTEMPT (10 ATT)

Table with 5 columns: Rank, Yards/Att, Player, Team, Date. Top entries: 1. 16.2 (21-202) A. Ross at Charleston Southern 10-25-14, 2. 14.4 (20-288) T. Thigpen at Wofford 09-09-06, 3. 14.2 (18-256) A. Ross at Bethune-Cookman 11-30-13.

HIGHEST AVG. GAIN PER RECEPTION (3 REC)

Table with 5 columns: Rank, Avg Gain, Player, Team, Date. Top entries: 1. 58.0 (3-174) J. Israel at Charleston Southern 10-25-14, 2. 40.0 (3-120) B. Mapp at The Citadel 11-28-15, 3. 37.8 (4-151) Mastromatteo at Gardner-Webb 11-03-12.

CONSECUTIVE 100-YARD RUSHING GAMES

Table with 5 columns: Rank, Games, Player, Team, Date. Top entries: 1. 5 D. Henderson at Games 2-6 2015, 5 L. Taliaferro at Games 5-9 2013, 3. 4 P. Hall at Games 8-11 2004.

MOST PASSING TOUCHDOWNS

Table with 5 columns: Rank, TDs, Player, Team, Date. Top entries: 1. 5 A. Ross at Kennesaw State 11-14-15, 5 A. Hillary at Presbyterian 11-10-12, 5 Z. MacDowall at Charleston Southern 11-20-10.

MOST TD RECEPTIONS

Table with 5 columns: Rank, TDs, Player, Team, Date. Top entries: 1. 3 M. Hazel at Liberty 11-13-10, 3 J. Simpson at Charleston (WV) 10-09-04, 2. 2 39 Times.

CONSECUTIVE 200-YARD PASSING GAMES

Table with 5 columns: Rank, Games, Player, Team, Date. Top entries: 1. 7 A. Ross at PC-Citadel 10-10-15/11-28-15, 7 A. Ross at Elon-MoU 09-27-14/11-15-14, 3. 5 A. Hillary at WCC-Toledo 11-19-11/09-22-12.

MOST INTERCEPTIONS THROWN

Table with 5 columns: Rank, Ints, Player, Team, Date. Top entries: 1. 4 Z. MacDowall at Western Illinois 11-27-10, 2. 3 T. Keane at UAB 09-16-17, 3 A. Ross at North Carolina A&T 09-06-14.



JOHN ISRAEL



CHANTICLEER INDIVIDUAL SINGLE-GAME HIGHS

LONGEST PASS RECEPTION

Table with 4 columns: Rank, Player, Team, Date. Lists longest pass receptions for 10 players.

CONSECUTIVE GAMES WITH A RECEPTION

Table with 4 columns: Rank, Player, Team, Date. Lists consecutive games with a reception for 10 players.

MOST TOTAL OFFENSIVE PLAYS (RUSH/PASS)

Table with 4 columns: Rank, Player, Team, Date. Lists most total offensive plays for 10 players.

MOST TOTAL OFFENSIVE YARDS (RUSH/PASS)

Table with 4 columns: Rank, Player, Team, Date. Lists most total offensive yards for 10 players.

HIGHEST AVG. YARDS PER PLAY (20 PLAYS)

Table with 4 columns: Rank, Player, Team, Date. Lists highest average yards per play for 10 players.

MOST ALL-PURPOSE YARDS

Table with 4 columns: Rank, Player, Team, Date. Lists most all-purpose yards for 12 players.

MOST ALL-PURPOSE ATTEMPTS

Table with 4 columns: Rank, Player, Team, Date. Lists most all-purpose attempts for 10 players.

MOST POINTS SCORED

Table with 4 columns: Rank, Player, Team, Date. Lists most points scored for 18 players.

MOST TOUCHDOWNS SCORED

Table with 4 columns: Rank, Player, Team, Date. Lists most touchdowns scored for 4 players.

MOST EXTRA POINTS MADE BY KICKING

Table with 4 columns: Rank, Player, Team, Date. Lists most extra points made by kicking for 10 players.

MOST EXTRA POINTS ATTEMPTED BY KICKING

Table with 4 columns: Rank, Player, Team, Date. Lists most extra points attempted by kicking for 5 players.

CONSECUTIVE EXTRA POINTS MADE

Table with 4 columns: Rank, Player, Team, Date. Lists consecutive extra points made for 5 players.

MOST POINTS SCORED BY KICKING

Table with 4 columns: Rank, Player, Team, Date. Lists most points scored by kicking for 12 players.

MOST FIELD GOALS ATTEMPTED

Table with 4 columns: Rank, Player, Team, Date. Lists most field goals attempted for 5 players.

MOST FIELD GOALS MADE

Table with 4 columns: Rank, Player, Team, Date. Lists most field goals made for 10 players.

LONGEST FIELD GOAL MADE

Table with 4 columns: Rank, Player, Team, Date. Lists longest field goal made for 10 players.

MOST PUNTS

Table with 4 columns: Rank, Player, Team, Date. Lists most punts for 9 players.

MOST YARDS PUNTING

Table with 4 columns: Rank, Player, Team, Date. Lists most yards punting for 10 players.

HIGHEST AVG. YARDS PER PUNT (3 PUNTS)

Table with 4 columns: Rank, Player, Team, Date. Lists highest average yards per punt for 10 players.

MOST PUNTS DOWNED INSIDE 20

Table with 4 columns: Rank, Player, Team, Date. Lists most punts downed inside 20 for 5 players.

LONGEST PUNT

Table with 4 columns: Rank, Player, Team, Date. Lists longest punt for 12 players.



CHANTICLEER INDIVIDUAL SINGLE-GAME HIGHS

LONGEST PUNT RETURN

Table with 4 columns: Rank, Player, Team, Date. Lists longest punt returns from 1 to 10.

LONGEST KICK RETURN

Table with 4 columns: Rank, Player, Team, Date. Lists longest kick returns from 1 to 10.

LONGEST INTERCEPTION RETURN

Table with 4 columns: Rank, Player, Team, Date. Lists longest interception returns from 1 to 10.

LONGEST FUMBLE RETURN

Table with 4 columns: Rank, Player, Team, Date. Lists longest fumble returns from 1 to 10.

MOST PUNT RETURNS

Table with 4 columns: Rank, Player, Team, Date. Lists most punt returns from 1 to 5.

MOST PUNT RETURN YARDS

Table with 4 columns: Rank, Player, Team, Date. Lists most punt return yards from 1 to 10.

HIGHEST AVG. PER PUNT RETURN (2 RET.)

Table with 4 columns: Rank, Player, Team, Date. Lists highest average per punt return from 1 to 10.

MOST KICK RETURNS

Table with 4 columns: Rank, Player, Team, Date. Lists most kick returns from 1 to 6.

MOST KICK RETURN YARDS

Table with 4 columns: Rank, Player, Team, Date. Lists most kick return yards from 1 to 10.

HIGHEST AVG. PER KICK RETURN (2 RET.)

Table with 4 columns: Rank, Player, Team, Date. Lists highest average per kick return from 1 to 10.

MOST FUMBLE RETURNS

Table with 4 columns: Rank, Player, Team, Date. Lists most fumble returns from 1 to 1.

MOST FUMBLE RETURN YARDS

Table with 4 columns: Rank, Player, Team, Date. Lists most fumble return yards from 1 to 10.

MOST INTERCEPTION RETURNS

Table with 4 columns: Rank, Player, Team, Date. Lists most interception returns from 1 to 4.

MOST INTERCEPTION RETURN YARDS

Table with 4 columns: Rank, Player, Team, Date. Lists most interception return yards from 1 to 10.

HIGHEST AVG. PER INTERCEPTION RETURN (2)

Table with 4 columns: Rank, Player, Team, Date. Lists highest average per interception return from 1 to 9.

MOST TACKLES

Table with 4 columns: Rank, Player, Team, Date. Lists most tackles from 1 to 17.

MOST QUARTERBACK SACKS

Table with 4 columns: Rank, Player, Team, Date. Lists most quarterback sacks from 1 to 5.

MOST TACKLES FOR LOSS

Table with 4 columns: Rank, Player, Team, Date. Lists most tackles for loss from 1 to 4.

MOST FUMBLES FORCED

Table with 4 columns: Rank, Player, Team, Date. Lists most fumbles forced from 1 to 2.

MOST FUMBLES RECOVERED

Table with 4 columns: Rank, Player, Team, Date. Lists most fumbles recovered from 1 to 2.

MOST PASS BREAKUPS

Table with 4 columns: Rank, Player, Team, Date. Lists most pass breakups from 1 to 3.

MOST BLOCKED KICKS

Table with 4 columns: Rank, Player, Team, Date. Lists most blocked kicks from 1 to 1.



OPPONENT INDIVIDUAL SINGLE-GAME HIGHS

MOST RUSHING ATTEMPTS

Table with 4 columns: Rank, Attempts, Player, Team, Date. Lists top 5 rushing attempts.

MOST NET YARDS RUSHING

Table with 4 columns: Rank, Yards, Player, Team, Date. Lists top 5 net rushing yards.

MOST RUSHING TOUCHDOWNS

Table with 4 columns: Rank, Touchdowns, Player, Team, Date. Lists top 10 rushing touchdowns.

LONGEST RUSH FROM SCRIMMAGE

Table with 4 columns: Rank, Yards, Player, Team, Date. Lists top 7 longest rushes.

MOST PASSES ATTEMPTED

Table with 4 columns: Rank, Attempts, Player, Team, Date. Lists top 6 passes attempted.

MOST PASSES COMPLETED

Table with 4 columns: Rank, Completions, Player, Team, Date. Lists top 7 passes completed.

MOST PASSING YARDS

Table with 4 columns: Rank, Yards, Player, Team, Date. Lists top 5 passing yards.

MOST PASSING TOUCHDOWNS

Table with 4 columns: Rank, Touchdowns, Player, Team, Date. Lists top 5 passing touchdowns.

LONGEST PASS COMPLETION

Table with 4 columns: Rank, Yards, Player, Team, Date. Lists top 6 longest pass completions.

MOST INTERCEPTIONS THROWN

Table with 4 columns: Rank, Interceptions, Player, Team, Date. Lists top 4 interceptions thrown.

MOST RECEPTIONS

Table with 4 columns: Rank, Receptions, Player, Team, Date. Lists top 4 receptions.

MOST RECEIVING YARDS

Table with 4 columns: Rank, Yards, Player, Team, Date. Lists top 5 receiving yards.

MOST RECEIVING TOUCHDOWNS

Table with 4 columns: Rank, Touchdowns, Player, Team, Date. Lists top 3 receiving touchdowns.

LONGEST PASS RECEPTION

Table with 4 columns: Rank, Yards, Player, Team, Date. Lists top 6 longest pass receptions.

MOST ALL-PURPOSE YARDS

Table with 4 columns: Rank, Yards, Player, Team, Date. Lists top 5 all-purpose yards.

MOST POINTS SCORED

Table with 4 columns: Rank, Points, Player, Team, Date. Lists top 18 points scored.

MOST TOUCHDOWNS SCORED

Table with 4 columns: Rank, Touchdowns, Player, Team, Date. Lists top 3 touchdowns scored.

MOST EXTRA POINTS MADE BY KICKING

Table with 4 columns: Rank, Points, Player, Team, Date. Lists top 6 extra points made.

MOST EXTRA POINTS ATTEMPTED BY KICKING

Table with 4 columns: Rank, Points, Player, Team, Date. Lists top 6 extra points attempted.

MOST POINTS SCORED BY KICKING

Table with 4 columns: Rank, Points, Player, Team, Date. Lists top 4 points scored by kicking.

MOST FIELD GOAL ATTEMPTS

Table with 4 columns: Rank, Attempts, Player, Team, Date. Lists top 3 field goal attempts.

MOST FIELD GOALS MADE

Table with 4 columns: Rank, Goals, Player, Team, Date. Lists top 3 field goals made.

LONGEST FIELD GOAL MADE

Table with 4 columns: Rank, Yards, Player, Team, Date. Lists top 5 longest field goals.

MOST PUNTS

Table with 4 columns: Rank, Punts, Player, Team, Date. Lists top 5 punts.

MOST YARDS PUNTING

Table with 4 columns: Rank, Yards, Player, Team, Date. Lists top 6 punting yards.



OPPONENT INDIVIDUAL SINGLE-GAME HIGHS

LONGEST PUNT

Table with 4 columns: Rank, Name, Location, Date. Lists longest punts by player.

LONGEST PUNT RETURN

Table with 4 columns: Rank, Name, Location, Date. Lists longest punt returns by player.

MOST PUNT RETURNS

Table with 4 columns: Rank, Name, Location, Date. Lists most punt returns by player.

MOST PUNT RETURN YARDS

Table with 4 columns: Rank, Name, Location, Date. Lists most punt return yards by player.

LONGEST KICKOFF RETURN

Table with 4 columns: Rank, Name, Location, Date. Lists longest kickoff returns by player.

LONGEST INTERCEPTION RETURN

Table with 4 columns: Rank, Name, Location, Date. Lists longest interception returns by player.

LONGEST FUMBLE RETURN

Table with 4 columns: Rank, Name, Location, Date. Lists longest fumble returns by player.

MOST KICK RETURNS

Table with 4 columns: Rank, Name, Location, Date. Lists most kick returns by player.

MOST KICK RETURN YARDS

Table with 4 columns: Rank, Name, Location, Date. Lists most kick return yards by player.

MOST FUMBLE RETURNS

Table with 4 columns: Rank, Name, Location, Date. Lists most fumble returns by player.

MOST FUMBLE RETURN YARDS

Table with 4 columns: Rank, Name, Location, Date. Lists most fumble return yards by player.

MOST INTERCEPTION RETURNS

Table with 4 columns: Rank, Name, Location, Date. Lists most interception returns by player.

MOST INTERCEPTION RETURN YARDS

Table with 4 columns: Rank, Name, Location, Date. Lists most interception return yards by player.

MOST TACKLES

Table with 4 columns: Rank, Name, Location, Date. Lists most tackles by player.

MOST QUARTERBACK SACKS

Table with 4 columns: Rank, Name, Location, Date. Lists most quarterback sacks by player.

MOST TACKLES FOR LOSS

Table with 4 columns: Rank, Name, Location, Date. Lists most tackles for loss by player.

MOST FUMBLES FORCED

Table with 4 columns: Rank, Name, Location, Date. Lists most fumbles forced by player.

MOST FUMBLES RECOVERED

Table with 4 columns: Rank, Name, Location, Date. Lists most fumbles recovered by player.

MOST PASS BREAKUPS

Table with 4 columns: Rank, Name, Location, Date. Lists most pass breakups by player.

MOST BLOCKED KICKS

Table with 4 columns: Rank, Name, Location, Date. Lists most blocked kicks by player.



COASTAL CAROLINA TEAM SINGLE-GAME HIGHS/LOWS

MOST RUSHING ATTEMPTS

Table with 3 columns: Rank, Player, Game/Date. Lists top 5 rushing attempts.

MOST NET YARDS RUSHING

Table with 3 columns: Rank, Player, Game/Date. Lists top 5 net rushing yards.

MOST RUSHING TOUCHDOWNS

Table with 3 columns: Rank, Player, Game/Date. Lists top 5 rushing touchdowns.

MOST PASSES ATTEMPTED

Table with 3 columns: Rank, Player, Game/Date. Lists top 5 passes attempted.

MOST PASS COMPLETIONS

Table with 3 columns: Rank, Player, Game/Date. Lists top 5 pass completions.

HIGHEST COMPLETION PCT. (10 ATTEMPTS)

Table with 3 columns: Rank, Player, Game/Date. Lists top 5 completion percentages.

MOST PASSING YARDS

Table with 3 columns: Rank, Player, Game/Date. Lists top 5 passing yards.

MOST TOUCHDOWN PASSES

Table with 3 columns: Rank, Player, Game/Date. Lists top 5 touchdown passes.

MOST TOTAL OFFENSIVE PLAYS

Table with 3 columns: Rank, Player, Game/Date. Lists top 5 total offensive plays.

MOST TOTAL OFFENSE YARDS

Table with 3 columns: Rank, Player, Game/Date. Lists top 5 total offense yards.

MOST ALL-PURPOSE YARDS

Table with 3 columns: Rank, Player, Game/Date. Lists top 5 all-purpose yards.

MOST ALL-PURPOSE ATTEMPTS

Table with 3 columns: Rank, Player, Game/Date. Lists top 5 all-purpose attempts.

MOST POINTS SCORED

Table with 3 columns: Rank, Player, Game/Date. Lists top 5 points scored.

MOST TOUCHDOWNS SCORED

Table with 3 columns: Rank, Player, Game/Date. Lists top 5 touchdowns scored.

MOST PUNT RETURNS

Table with 3 columns: Rank, Player, Game/Date. Lists top 5 punt returns.

MOST PUNT RETURN YARDS

Table with 3 columns: Rank, Player, Game/Date. Lists top 5 punt return yards.

MOST KICK RETURNS

Table with 3 columns: Rank, Player, Game/Date. Lists top 5 kick returns.

MOST KICK RETURN YARDS

Table with 3 columns: Rank, Player, Game/Date. Lists top 5 kick return yards.

MOST TACKLES

Table with 3 columns: Rank, Player, Game/Date. Lists top 5 tackles.

MOST QUARTERBACK SACKS

Table with 3 columns: Rank, Player, Game/Date. Lists top 5 quarterback sacks.

MOST TACKLES FOR LOSS

Table with 3 columns: Rank, Player, Game/Date. Lists top 5 tackles for loss.

MOST FUMBLES FORCED

Table with 3 columns: Rank, Player, Game/Date. Lists top 5 fumbles forced.

MOST FUMBLES RECOVERED

Table with 3 columns: Rank, Player, Game/Date. Lists top 5 fumbles recovered.

MOST FUMBLE RETURNS

Table with 3 columns: Rank, Player, Game/Date. Lists top 5 fumble returns.

MOST FUMBLE RETURN YARDS

Table with 3 columns: Rank, Player, Game/Date. Lists top 5 fumble return yards.

MOST INTERCEPTION RETURNS

Table with 3 columns: Rank, Player, Game/Date. Lists top 5 interception returns.

MOST INTERCEPTION RETURN YARDS

Table with 3 columns: Rank, Player, Game/Date. Lists top 5 interception return yards.

MOST PASS BREAKUPS

Table with 3 columns: Rank, Player, Game/Date. Lists top 5 pass breakups.

MOST BLOCKED KICKS

Table with 3 columns: Rank, Player, Game/Date. Lists top 5 blocked kicks.

FEWEST RUSHING ATTEMPTS

Table with 3 columns: Rank, Player, Game/Date. Lists top 5 fewest rushing attempts.

FEWEST NET YARDS RUSHING

Table with 3 columns: Rank, Player, Game/Date. Lists top 5 fewest net rushing yards.

FEWEST PASS ATTEMPTS

Table with 3 columns: Rank, Player, Game/Date. Lists top 5 fewest pass attempts.

FEWEST COMPLETIONS

Table with 3 columns: Rank, Player, Game/Date. Lists top 5 fewest completions.

FEWEST PASSING YARDS

Table with 3 columns: Rank, Player, Game/Date. Lists top 5 fewest passing yards.

MOST INTERCEPTIONS THROWN

Table with 3 columns: Rank, Player, Game/Date. Lists top 5 interceptions thrown.



OPPONENT TEAM SINGLE-GAME HIGHS/LOWS

MOST PASS ATTEMPTS

Table with 3 columns: Rank, Attempts, Opponent/Date. Top entries: 1. 78 The Citadel 11-28-15, 2. 66 Charleston Southern 10-01-16.

MOST NET YARDS RUSHING

Table with 3 columns: Rank, Yards, Opponent/Date. Top entries: 1. 524 The Citadel 11-28-15, 2. 512 Georgia Southern 09-15-07.

MOST RUSHING TOUCHDOWNS

Table with 3 columns: Rank, TDs, Opponent/Date. Top entries: 1. 7 at South Carolina 11-23-13, 2. 7 at Penn State 08-30-08.

MOST PASSES ATTEMPTED

Table with 3 columns: Rank, Attempts, Opponent/Date. Top entries: 1. 57 Davidson 09-11-04, 2. 53 Richmond 12-06-14.

MOST PASS COMPLETIONS

Table with 3 columns: Rank, Completions, Opponent/Date. Top entries: 1. 32 at Old Dominion 12-01-12, 2. 31 Western Illinois 09-19-15.

MOST PASSING YARDS

Table with 3 columns: Rank, Yards, Opponent/Date. Top entries: 1. 497 at Old Dominion 12-01-12, 2. 431 Davidson 09-11-04.

MOST TOUCHDOWN PASSES

Table with 3 columns: Rank, TDs, Opponent/Date. Top entries: 1. 6 at Old Dominion 12-01-12, 2. 5 at Arkansas State 10-14-17.

MOST TOTAL OFFENSIVE PLAYS

Table with 3 columns: Rank, Plays, Opponent/Date. Top entries: 1. 91 (58 run, 33 pass) Morehead State 09-13-03, 2. 90 (53 run, 37 pass) at Gardner-Webb 10-30-10.

MOST TOTAL OFFENSE YARDS

Table with 3 columns: Rank, Yards, Opponent/Date. Top entries: 1. 684 at Appalachian State 09-29-12, 2. 672 at Old Dominion 12-01-12.

MOST ALL-PURPOSE YARDS

Table with 3 columns: Rank, Yards, Opponent/Date. Top entries: 1. 793 at Liberty 10-19-13, 2. 787 at Appalachian State 09-29-12.

MOST ALL-PURPOSE ATTEMPTS

Table with 3 columns: Rank, Attempts, Opponent/Date. Top entries: 1. 90 The Citadel 11-28-15, 2. 84 Morehead State 09-13-03.

MOST PUNTS

Table with 3 columns: Rank, Punts, Opponent/Date. Top entries: 1. 11 Chowan 10-13-07, 2. 10 at Gardner-Webb 10-15-16.

MOST POINTS SCORED

Table with 3 columns: Rank, Points, Opponent/Date. Top entries: 1. 70 at South Carolina 11-23-13, 2. 66 at Penn State 08-30-08.

MOST TOUCHDOWNS SCORED

Table with 3 columns: Rank, TDs, Opponent/Date. Top entries: 1. 10 at South Carolina 11-23-13, 2. 9 at Old Dominion 12-01-12.

MOST PUNT RETURNS

Table with 3 columns: Rank, Returns, Opponent/Date. Top entries: 1. 6 at Toledo 09-22-12, 2. 6 Morehead State 09-13-03.

MOST PUNT RETURN YARDS

Table with 3 columns: Rank, Yards, Opponent/Date. Top entries: 1. 83 at Appalachian State 09-17-05, 2. 78 at Arkansas State 10-14-17.

MOST KICK RETURNS

Table with 3 columns: Rank, Returns, Opponent/Date. Top entries: 1. 10 at Charlotte 11-08-14, 2. 10 at Presbyterian 11-10-12.

MOST KICK RETURN YARDS

Table with 3 columns: Rank, Yards, Opponent/Date. Top entries: 1. 236 at Charlotte 11-08-14, 2. 197 at Presbyterian 11-10-12.

MOST INTERCEPTION RETURNS

Table with 3 columns: Rank, Returns, Opponent/Date. Top entries: 1. 4 at Liberty 10-17-09, 2. 3 Western Illinois 09-23-17.

MOST TACKLES

Table with 3 columns: Rank, Tackles, Opponent/Date. Top entries: 1. 114 at Charleston Southern 11-17-07, 2. 106 at Western Carolina 11-17-11.

MOST QUARTERBACK SACKS

Table with 3 columns: Rank, Sacks, Opponent/Date. Top entries: 1. 6.0 at Old Dominion 12-01-12, 2. 5.0 Troy 11-11-17.

MOST TACKLES FOR LOSS

Table with 3 columns: Rank, Tackles, Opponent/Date. Top entries: 1. 14.0 at Old Dominion 12-01-12, 2. 13.0 Troy 11-11-17.

MOST FUMBLES FORCED

Table with 3 columns: Rank, Fumbles, Opponent/Date. Top entries: 1. 4 Bryant 11-12-16, 2. 3 Elon 09-27-14.

MOST FUMBLES RECOVERED

Table with 3 columns: Rank, Recoveries, Opponent/Date. Top entries: 1. 4 Stony Brook 10-25-08, 2. 4 Delaware State 09-24-05.

MOST PASS BREAKUPS

Table with 3 columns: Rank, Breakups, Opponent/Date. Top entries: 1. 10 at Charleston Southern 10-31-15, 2. 9 at Toledo 09-22-12.

MOST BLOCKED KICKS

Table with 3 columns: Rank, Blocked Kicks, Opponent/Date. Top entries: 1. 2 at Liberty 10-15-11, 2. 2 Georgia Southern 09-18-10.

FEWEST RUSHING ATTEMPTS

Table with 3 columns: Rank, Attempts, Opponent/Date. Top entries: 1. 19 Richmond 12-06-14, 2. 20 Liberty 11-17-16.

FEWEST NET YARDS RUSHING

Table with 3 columns: Rank, Yards, Opponent/Date. Top entries: 1. -23 Liberty 11/17/16, 2. 8 Chowan 10-13-07.

FEWEST PASSES ATTEMPTED

Table with 3 columns: Rank, Attempts, Opponent/Date. Top entries: 1. 6 The Citadel 11-28-15, 2. 6 at Stony Brook 10-29-11.

FEWEST COMPLETIONS

Table with 3 columns: Rank, Completions, Opponent/Date. Top entries: 1. 0 at Stony Brook 10-29-11, 2. 1 at The Citadel 08-30-14.

FEWEST PASSING YARDS

Table with 3 columns: Rank, Yards, Opponent/Date. Top entries: 1. 0 at Stony Brook 10-29-11, 2. 11 Winston-Salem State 09-08-07.



CHANTICLEER INDIVIDUAL SEASON HIGHS

RUSHING YARDS

Table with 3 columns: Rank, Name, Year. Lists top 10 rushing yards for each year from 2010 to 2017.

RUSHING ATTEMPTS

Table with 3 columns: Rank, Name, Year. Lists top 10 rushing attempts for each year from 2010 to 2009.

RUSHING TOUCHDOWNS

Table with 3 columns: Rank, Name, Year. Lists top 10 rushing touchdowns for each year from 2010 to 2007.

AVG. YARDS/RUSH (MIN. 40 ATTEMPTS)

Table with 3 columns: Rank, Name, Year. Lists top 10 average yards per rush for each year from 2010 to 2006.

RUSHING YARDS/GAME (MIN. 8 GAMES)

Table with 3 columns: Rank, Name, Year. Lists top 10 rushing yards per game for each year from 2010 to 2009.

PASS ATTEMPTS

Table with 3 columns: Rank, Name, Year. Lists top 10 pass attempts for each year from 2010 to 2007.

PASS COMPLETIONS

Table with 3 columns: Rank, Name, Year. Lists top 10 pass completions for each year from 2010 to 2007.

PASSING YARDS

Table with 3 columns: Rank, Name, Year. Lists top 10 passing yards for each year from 2010 to 2007.

PASSING TOUCHDOWNS

Table with 3 columns: Rank, Name, Year. Lists top 10 passing touchdowns for each year from 2010 to 2005.

PASSES HAD INTERCEPTED

Table with 3 columns: Rank, Name, Year. Lists top 10 passes intercepted for each year from 2010 to 2005.

PASS COMPLETION PCT (MIN. 100 ATTEMPTS)

Table with 3 columns: Rank, Name, Year. Lists top 10 pass completion percentages for each year from 2010 to 2017.

PASS EFFICIENCY (MIN. 100 ATTEMPTS)

Table with 3 columns: Rank, Name, Year. Lists top 10 pass efficiency for each year from 2010 to 2010.

AVG. YARDS/PASS ATT (MIN. 120 ATTEMPTS)

Table with 3 columns: Rank, Name, Year. Lists top 10 average yards per pass attempt for each year from 2010 to 2010.

AVG. YARDS/COMPLETION (MIN. 100 ATTEMPTS)

Table with 3 columns: Rank, Name, Year. Lists top 10 average yards per completion for each year from 2010 to 2010.

PASSING YARDS/GAME (MIN. 8 GAMES)

Table with 3 columns: Rank, Name, Year. Lists top 10 passing yards per game for each year from 2010 to 2009.

PASS RECEPTION YARDS

Table with 3 columns: Rank, Name, Year. Lists top 10 pass reception yards for each year from 2010 to 2014.

PASS RECEPTIONS

Table with 3 columns: Rank, Name, Year. Lists top 10 pass receptions for each year from 2010 to 2012.

PASS RECEPTION TOUCHDOWNS

Table with 3 columns: Rank, Name, Year. Lists top 10 pass reception touchdowns for each year from 2010 to 2008.

AVG. YARDS/CATCH (MIN. 15 REC.)

Table with 3 columns: Rank, Name, Year. Lists top 10 average yards per catch for each year from 2010 to 2006.

RECEPTIONS/GAME (MIN. 5 GAMES)

Table with 3 columns: Rank, Name, Year. Lists top 10 receptions per game for each year from 2010 to 2017.



2018 COASTAL CAROLINA FOOTBALL MEDIA GUIDE



CHANTICLEER INDIVIDUAL SEASON HIGHS

TOTAL OFFENSE YARDS

| | | | |
|-----|------|----------------|------|
| 1. | 4080 | Alex Ross | 2014 |
| 2. | 3952 | Tyler Thigpen | 2006 |
| 3. | 3633 | Alex Ross | 2013 |
| 4. | 3232 | Aramis Hillary | 2012 |
| 5. | 3218 | Alex Ross | 2015 |
| 6. | 3010 | Zach MacDowall | 2010 |
| 7. | 2302 | Zach MacDowall | 2008 |
| 8. | 2038 | Tyler Thigpen | 2005 |
| 9. | 2017 | Aramis Hillary | 2011 |
| 10. | 1827 | Zach MacDowall | 2009 |

TOUCHDOWNS RESPONSIBLE FOR

| | | | |
|----|----|---------------------|------|
| 1. | 34 | Tyler Thigpen | 2006 |
| 2. | 32 | Alex Ross | 2013 |
| 3. | 29 | Alex Ross | 2014 |
| | 29 | Lorenzo Taliaferro | 2013 |
| 5. | 28 | Zach MacDowall | 2010 |
| 6. | 25 | Aramis Hillary | 2012 |
| 7. | 24 | Alex Ross | 2015 |
| 8. | 21 | De'Angelo Henderson | 2014 |
| | 21 | Aramis Hillary | 2011 |
| | 21 | Zach MacDowall | 2008 |

TOTAL OFFENSE/GAME (MIN. 8 GAMES)

| | | | |
|-----|------------------|----------------|------|
| 1. | 329.3 (12 games) | Tyler Thigpen | 2006 |
| 2. | 291.4 (14 games) | Alex Ross | 2014 |
| 3. | 269.3 (12 games) | Aramis Hillary | 2012 |
| 4. | 268.2 (12 games) | Alex Ross | 2015 |
| 5. | 259.5 (14 games) | Alex Ross | 2013 |
| 6. | 250.8 (12 games) | Zach MacDowall | 2010 |
| 7. | 209.3 (11 games) | Zach MacDowall | 2008 |
| 8. | 185.3 (11 games) | Tyler Thigpen | 2005 |
| 9. | 183.4 (11 games) | Aramis Hillary | 2011 |
| 10. | 166.1 (11 games) | Zach MacDowall | 2009 |

TOTAL OFFENSE/PLAY (MIN. 70 PLAYS)

| | | | |
|-----|-----------------|---------------------|------|
| 1. | 8.74 (452-3952) | Tyler Thigpen | 2006 |
| 2. | 7.62 (477-3633) | Alex Ross | 2013 |
| 3. | 7.38 (436-3218) | Alex Ross | 2015 |
| 4. | 7.30 (82-599) | De'Angelo Henderson | 2013 |
| 5. | 7.29 (209-1523) | Tyler Keane | 2017 |
| 6. | 7.25 (76-551) | Alex Ross | 2012 |
| 7. | 7.14 (155-1107) | Patrick Hall | 2004 |
| 8. | 7.08 (576-4080) | Alex Ross | 2014 |
| 9. | 7.00 (72-504) | Josh Stillely | 2016 |
| 10. | 6.85 (336-2302) | Zach MacDowall | 2008 |

ALL-PURPOSE YARDS

| | | | |
|-----|------|---------------------|------|
| 1. | 1882 | Lorenzo Taliaferro | 2013 |
| 2. | 1832 | De'Angelo Henderson | 2014 |
| 3. | 1749 | De'Angelo Henderson | 2015 |
| 4. | 1635 | Jeremy Height | 2012 |
| 5. | 1346 | De'Angelo Henderson | 2016 |
| 6. | 1166 | Patrick Hall | 2004 |
| 7. | 1133 | Ky'Jon Tyler | 2017 |
| 8. | 1093 | Malcolm Williams | 2017 |
| 9. | 1069 | Jerome Simpson | 2006 |
| 10. | 1050 | Eric O'Neal | 2010 |

ALL-PURPOSE YARDS/GAME (MIN. 8 GAMES)

| | | | |
|-----|------------------|---------------------|------|
| 1. | 149.6 (9 games) | De'Angelo Henderson | 2016 |
| 2. | 145.8 (12 games) | De'Angelo Henderson | 2015 |
| 3. | 130.2 (14 games) | De'Angelo Henderson | 2014 |
| 4. | 125.8 (13 games) | Jeremy Height | 2012 |
| 5. | 125.5 (15 games) | Lorenzo Taliaferro | 2013 |
| 6. | 106.0 (11 games) | Patrick Hall | 2004 |
| 7. | 103.0 (11 games) | Ky'Jon Tyler | 2017 |
| 8. | 98.0 (9 games) | Aundres Perkins | 2003 |
| 9. | 91.1 (12 games) | Malcolm Williams | 2017 |
| 10. | 89.1 (12 games) | Jerome Simpson | 2006 |

TOTAL POINTS SCORED

| | | | |
|-----|------------------------|---------------------|------|
| 1. | 174 (29 TD) | Lorenzo Taliaferro | 2013 |
| 2. | 126 (21 TD) | De'Angelo Henderson | 2014 |
| 3. | 114 (19 TD) | De'Angelo Henderson | 2015 |
| 4. | 108 (18 TD) | De'Angelo Henderson | 2016 |
| 5. | 97 (52 PAT, 15 FG) | Alex Catron | 2014 |
| 6. | 96 (16 TD) | Jerome Simpson | 2006 |
| 7. | 92 (TD, 38 PAT, 16 FG) | Ryan Granger | 2015 |
| 8. | 90 (39 PAT, 17 FG) | Ryan Granger | 2016 |
| | 90 (60 PAT, 10 FG) | Alex Catron | 2013 |
| 10. | 84 (14 TD) | Aundres Perkins | 2003 |

TOUCHDOWNS SCORED

| | | | |
|-----|---------------------|---------------------|------|
| 1. | 29 (27 Rush, 2 Rcv) | Lorenzo Taliaferro | 2013 |
| 2. | 21 (20 Rush, 1 Rcv) | De'Angelo Henderson | 2014 |
| 3. | 19 (16 Rush, 3 Rcv) | De'Angelo Henderson | 2015 |
| 4. | 18 (16 Rush, 2 Rcv) | De'Angelo Henderson | 2016 |
| 5. | 16 (16 Rcv) | Jerome Simpson | 2006 |
| 6. | 14 (14 Rush) | Aundres Perkins | 2003 |
| 7. | 13 (13 Rush) | Patrick Hall | 2004 |
| 8. | 12 (12 Rush) | Aundres Perkins | 2004 |
| | 12 (12 Rush) | Aundres Perkins | 2005 |
| 10. | 11 (11 Rcv) | Jerome Simpson | 2007 |

PAT KICKS MADE

| | | | |
|-----|----|---------------|------|
| 1. | 60 | Alex Catron | 2013 |
| 2. | 53 | Josh Hoke | 2004 |
| 3. | 52 | Alex Catron | 2014 |
| 4. | 49 | Josh Hoke | 2006 |
| 5. | 46 | Alex Catron | 2012 |
| 6. | 41 | Justin Durham | 2010 |
| 7. | 39 | Ryan Granger | 2016 |
| 8. | 38 | Ryan Granger | 2015 |
| | 38 | Josh Hoke | 2005 |
| 10. | 37 | Josh Hoke | 2003 |

PAT KICKS ATTEMPTED

| | | | |
|----|----|---------------|------|
| 1. | 63 | Alex Catron | 2013 |
| 2. | 54 | Josh Hoke | 2004 |
| 3. | 53 | Alex Catron | 2014 |
| 4. | 50 | Josh Hoke | 2006 |
| 5. | 48 | Alex Catron | 2012 |
| 6. | 45 | Justin Durham | 2010 |
| 7. | 42 | Ryan Granger | 2016 |
| 8. | 41 | Josh Hoke | 2003 |
| 9. | 38 | Ryan Granger | 2015 |
| | 38 | Josh Hoke | 2005 |

PAT KICK PCT (MIN. 20 ATTEMPTS)

| | | | |
|-----|---------------|---------------|------|
| 1. | 100.0 (38-38) | Ryan Granger | 2015 |
| | 100.0 (38-38) | Josh Hoke | 2005 |
| 3. | 98.1 (53-54) | Josh Hoke | 2004 |
| 4. | 98.1 (52-53) | Alex Catron | 2014 |
| 5. | 98.1 (49-50) | Josh Hoke | 2006 |
| 6. | 96.8 (30-31) | Evan Rabon | 2017 |
| 7. | 95.8 (46-48) | Alex Catron | 2012 |
| 7. | 95.2 (60-63) | Alex Catron | 2013 |
| 9. | 94.1 (32-34) | Grant Clayton | 2011 |
| 10. | 92.9 (39-42) | Ryan Granger | 2016 |

FIELD GOALS MADE

| | | | |
|----|----|---------------|------|
| 1. | 17 | Ryan Granger | 2016 |
| 2. | 16 | Ryan Granger | 2015 |
| 3. | 15 | Alex Catron | 2014 |
| 4. | 14 | Josh Hoke | 2005 |
| 5. | 13 | Justin Durham | 2009 |
| 6. | 12 | Evan Rabon | 2017 |
| | 12 | Justin Durham | 2007 |
| 8. | 10 | Alex Catron | 2013 |
| | 10 | Josh Hoke | 2004 |
| | 10 | Josh Hoke | 2006 |

FIELD GOALS ATTEMPTED

| | | | |
|-----|----|---------------|------|
| 1. | 25 | Alex Catron | 2014 |
| 2. | 22 | Josh Hoke | 2005 |
| 3. | 21 | Ryan Granger | 2016 |
| 4. | 20 | Ryan Granger | 2015 |
| 5. | 19 | Evan Rabon | 2017 |
| | 19 | Justin Durham | 2009 |
| 7. | 17 | Josh Hoke | 2006 |
| | 17 | Justin Durham | 2007 |
| 9. | 16 | Grant Clayton | 2011 |
| 10. | 16 | Justin Durham | 2008 |

FIELD GOAL PCT (MIN. 5 ATTEMPTS)

| | | | |
|-----|--------------|---------------|------|
| 1. | 81.0 (17-21) | Ryan Granger | 2016 |
| 2. | 80.0 (16-20) | Ryan Granger | 2015 |
| 3. | 76.0 (10-13) | Alex Catron | 2013 |
| 4. | 75.0 (9-12) | Alex Catron | 2012 |
| 5. | 71.4 (10-14) | Josh Hoke | 2004 |
| 6. | 70.6 (12-17) | Justin Durham | 2007 |
| 7. | 68.4 (13-19) | Justin Durham | 2009 |
| 8. | 63.6 (14-22) | Josh Hoke | 2005 |
| 9. | 63.2 (12-19) | Evan Rabon | 2017 |
| 10. | 60.0 (15-25) | Alex Catron | 2014 |
| | 60.0 (6-10) | Josh Hoke | 2003 |

PUNT YARDS

| | | | |
|-----|------|--------------|------|
| 1. | 2460 | Evan Rabon | 2017 |
| 2. | 2392 | Josh Hoke | 2003 |
| 3. | 2143 | Ben Erdman | 2010 |
| 4. | 2139 | Austin Cain | 2013 |
| 5. | 1960 | Austin Cain | 2014 |
| 6. | 1859 | Austin Cain | 2012 |
| 7. | 1822 | Ben Erdman | 2008 |
| 8. | 1803 | Rob Williams | 2005 |
| 9. | 1755 | Evan Rabon | 2016 |
| 10. | 1726 | Austin Cain | 2011 |

PUNT ATTEMPTS

| | | | |
|----|----|--------------|------|
| 1. | 64 | Josh Hoke | 2003 |
| 2. | 61 | Ben Erdman | 2010 |
| 3. | 57 | Evan Rabon | 2017 |
| 4. | 56 | Austin Cain | 2013 |
| 5. | 51 | Austin Cain | 2012 |
| | 51 | Ben Erdman | 2009 |
| | 51 | Rob Williams | 2004 |
| 8. | 50 | Austin Cain | 2014 |
| | 50 | Austin Cain | 2011 |
| | 50 | Rob Williams | 2005 |

PUNTS HAD BLOCKED

| | | | |
|----|---|-------------|------|
| 1. | 1 | Austin Cain | 2011 |
| | 1 | Alex Catron | 2011 |
| | 1 | Ben Erdman | 2009 |
| | 1 | Ben Erdman | 2008 |
| | 1 | Josh Hoke | 2003 |

AVG. YARDS/PUNT (MIN. 30 ATTEMPTS)

| | | | |
|-----|-----------------|--------------|------|
| 1. | 43.16 (57-2460) | Evan Rabon | 2017 |
| 2. | 39.20 (50-1960) | Austin Cain | 2014 |
| 3. | 39.00 (45-1755) | Evan Rabon | 2016 |
| 4. | 38.20 (56-2139) | Austin Cain | 2013 |
| 5. | 37.96 (48-1822) | Ben Erdman | 2008 |
| 6. | 37.38 (64-2392) | Josh Hoke | 2003 |
| 7. | 36.45 (51-1859) | Austin Cain | 2012 |
| 8. | 36.18 (33-1194) | Evan Rabon | 2015 |
| 9. | 36.06 (50-1803) | Rob Williams | 2005 |
| 10. | 35.22 (46-1620) | Ben Erdman | 2007 |

PUNT RETURN YARDS

| | | | |
|----|-----|----------------------|------|
| 1. | 254 | Chris Jones | 2015 |
| 2. | 247 | Niccolo Mastromatteo | 2010 |
| 3. | 243 | Chris Jones | 2016 |
| 4. | 206 | Greg Williamson | 2003 |
| 5. | 176 | David Parker | 2005 |
| 6. | 159 | Niccolo Mastromatteo | 2012 |
| 7. | 144 | David Parker | 2004 |
| 8. | 134 | Jamar Anderson | 2007 |
| 9. | 132 | Zach Silverberg | 2014 |
| | 132 | Niccolo Mastromatteo | 2011 |

PUNT RETURNS

| | | | |
|-----|----|----------------------|------|
| 1. | 32 | Niccolo Mastromatteo | 2010 |
| 2. | 24 | Zach Silverberg | 2014 |
| 3. | 22 | Chris Jones | 2015 |
| 4. | 19 | Chris Jones | 2016 |
| | 19 | David Parker | 2004 |
| 6. | 18 | David Parker | 2005 |
| 7. | 17 | Niccolo Mastromatteo | 2013 |
| 8. | 15 | Chris Jones | 2017 |
| | 15 | Niccolo Mastromatteo | 2011 |
| 9. | 14 | Niccolo Mastromatteo | 2012 |
| 10. | 10 | Jake Owen | 2009 |
| | 10 | Marrion Norman | 2007 |
| | 10 | Greg Williamson | 2003 |
| | 10 | Darnell Williams | 2003 |

PUNT RETURN TOUCHDOWNS

| | | | |
|----|---|----------------------|------|
| 1. | 2 | Greg Williamson | 2003 |
| 2. | 1 | Ky'Jon Tyler | 2016 |
| | 1 | Niccolo Mastromatteo | 2012 |
| | 1 | Niccolo Mastromatteo | 2010 |
| | 1 | Quinton Teal | 2006 |
| | 1 | Jamar Anderson | 2007 |



2018 COASTAL CAROLINA FOOTBALL MEDIA GUIDE



CHANTICLEER INDIVIDUAL SEASON HIGHS

AVG. YARDS/PUNT RETURN (MIN. 10 ATT.)

| | | | |
|-----|----------------|----------------------|------|
| 1. | 20.60 (10-206) | Greg Williamson | 2003 |
| 2. | 12.79 (19-243) | Chris Jones | 2016 |
| 3. | 11.55 (22-254) | Chris Jones | 2015 |
| 4. | 11.36 (14-159) | Niccolo Mastromatteo | 2012 |
| 5. | 9.78 (18-176) | David Parker | 2005 |
| 6. | 9.10 (10-91) | Marrion Norman | 2007 |
| 7. | 8.80 (15-132) | Niccolo Mastromatteo | 2011 |
| 8. | 7.72 (32-247) | Niccolo Mastromatteo | 2010 |
| 9. | 7.58 (19-144) | David Parker | 2004 |
| 10. | 7.53 (15-113) | Chris Jones | 2017 |

KICK RETURN YARDS

| | | | |
|-----|-----|----------------------|------|
| 1. | 808 | Devin Brown | 2014 |
| 2. | 683 | Ky'Jon Tyler | 2017 |
| 3. | 632 | Devin Brown | 2013 |
| 4. | 597 | Tre Henderson | 2012 |
| 5. | 543 | Devin Brown | 2015 |
| 6. | 523 | Arthur Sitton | 2007 |
| 7. | 519 | Darnell Williams | 2003 |
| 8. | 512 | Niccolo Mastromatteo | 2011 |
| 9. | 483 | Niccolo Mastromatteo | 2010 |
| 10. | 471 | Devin Brown | 2016 |

KICK RETURNS

| | | | |
|-----|----|----------------------|------|
| 1. | 29 | Ky'Jon Tyler | 2017 |
| | 29 | Devin Brown | 2014 |
| 3. | 27 | Niccolo Mastromatteo | 2011 |
| 4. | 26 | Devin Brown | 2013 |
| 5. | 24 | Tre Henderson | 2009 |
| | 24 | Arthur Sitton | 2008 |
| 7. | 22 | Tre Henderson | 2012 |
| | 22 | Jeremy Height | 2012 |
| 9. | 21 | Darnell Williams | 2003 |
| 10. | 20 | Niccolo Mastromatteo | 2010 |

KICK RETURN TOUCHDOWNS

| | | | |
|----|---|--------------------------------------|------|
| 1. | 2 | Devin Brown (100 at FUR, 93 vs WIU) | 2015 |
| | 2 | Devin Brown (99 at NCAT, 98 at NDSU) | 2014 |
| 3. | 1 | Ky'Jon Tyler (77 yds vs Hampton) | 2016 |
| | 1 | Devin Brown (95 yds vs VMI) | 2013 |
| | 1 | Tre Henderson (86 yds vs GWU) | 2011 |
| | 1 | Arthur Sitton (85 yds vs VMI) | 2007 |

AVG. YARDS/KICK RETURN (MN. 10 ATT.)

| | | | |
|-----|----------------|----------------------|------|
| 1. | 28.58 (19-543) | Devin Brown | 2015 |
| 2. | 27.86 (29-808) | Devin Brown | 2014 |
| 3. | 27.53 (19-523) | Arthur Sitton | 2007 |
| 4. | 27.14 (22-597) | Tre Henderson | 2012 |
| 5. | 26.36 (14-369) | Eric O'Neal | 2007 |
| 6. | 24.79 (19-471) | Devin Brown | 2016 |
| 7. | 24.71 (21-519) | Darnell Williams | 2003 |
| 8. | 24.31 (26-632) | Devin Brown | 2013 |
| 9. | 24.15 (20-483) | Niccolo Mastromatteo | 2010 |
| 10. | 24.12 (16-386) | Ren McKinnon | 2005 |

INTERCEPTION RETURN YARDS

| | | | |
|-----|-----|---------------------|------|
| 1. | 127 | Quinn Backus | 2013 |
| 2. | 123 | Richie Sampson | 2016 |
| 3. | 107 | Dominique Davenport | 2010 |
| 4. | 92 | Greg Williamson | 2004 |
| 5. | 86 | Keon Cunningham | 2007 |
| 6. | 82 | Fitz Wattlely | 2017 |
| 7. | 76 | Quinton Teal | 2005 |
| 8. | 75 | Keon Cunningham | 2010 |
| 9. | 72 | Josh Norman | 2009 |
| 10. | 70 | LaDarius Hawthorne | 2012 |

INTERCEPTIONS

| | | | |
|----|---|---------------------|------|
| 1. | 8 | Josh Norman | 2009 |
| 2. | 6 | Dominique Davenport | 2010 |
| | 6 | Quinton Teal | 2004 |
| 4. | 5 | Alex Scearce | 2016 |
| | 5 | Quinton Teal | 2005 |
| | 5 | Marrion Norman | 2007 |
| 7. | 4 | C.J. Thompson | 2016 |
| | 4 | Kamron Summers | 2016 |
| | 4 | Pernell Williams | 2014 |
| | 4 | Quinn Backus | 2013 |
| | 4 | Dontavais Johnson | 2012 |
| | 4 | Dewitt Myers | 2006 |
| | 4 | Greg Williamson | 2004 |
| | 4 | Quinton Teal | 2006 |

INTERCEPTION RETURN TOUCHDOWNS

| | | | |
|----|---|---------------------|------|
| 1. | 2 | Alex Scearce | 2016 |
| | 2 | Dominique Davenport | 2010 |
| 3. | 1 | 13 Times | |

FUMBLE RETURN YARDS

| | | | |
|----|----|------------------------|------|
| 1. | 50 | Anthony Chesley (1-50) | 2017 |
| 2. | 39 | Mike McClure (1-39) | 2013 |
| 3. | 36 | Roderick Holder (2-36) | 2014 |
| 4. | 31 | Nicholas Clark (1-31) | 2017 |
| | 31 | Brandon Autry (1-31) | 2008 |

FUMBLE RETURNS

| | | | |
|----|---|-----------------|------|
| 1. | 2 | Roderick Holder | 2014 |
| 2. | 1 | 18 Times | |

FUMBLE RETURN TOUCHDOWNS

| | | | |
|----|---|--------------------|------|
| 1. | 2 | Roderick Holder | 2014 |
| 2. | 1 | Nicholas Clark | 2017 |
| | 1 | Fitz Wattlely | 2017 |
| | 1 | Alex Scearce | 2016 |
| | 1 | Kenneth Daniels | 2016 |
| | 1 | Myles White | 2016 |
| | 1 | Marcus Williamson | 2016 |
| | 1 | Calvin Hollenhorst | 2014 |
| | 1 | Mike McClure | 2013 |
| | 1 | Quinn Backus | 2013 |
| | 1 | Tarvorris Jolly | 2010 |
| | 1 | Anthony Steele | 2005 |
| | 1 | Chris Allen | 2004 |
| | 1 | Sam Harper | 2004 |
| | 1 | Brandon Autry | 2008 |

TOTAL TACKLES

| | | | |
|-----|-------------|------------------|------|
| 1. | 144 (85-59) | Quinn Backus | 2013 |
| 2. | 139 (69-70) | Quinn Backus | 2012 |
| 3. | 127 (71-56) | Quinn Backus | 2014 |
| 4. | 116 (83-33) | Jamar Leath | 2006 |
| 5. | 109 (54-55) | Mike McClure | 2013 |
| 6. | 108 (31-77) | Jamar Leath | 2005 |
| 7. | 104 (50-54) | Andrae Jacobs | 2010 |
| 8. | 103 (51-52) | Maurice Simpkins | 2003 |
| 9. | 101 (45-56) | Shane Johnson | 2017 |
| 10. | 92 (33-59) | Mike McClure | 2012 |

UNASSISTED TACKLES

| | | | |
|-----|----|------------------|------|
| 1. | 85 | Quinn Backus | 2013 |
| 2. | 83 | Jamar Leath | 2006 |
| 3. | 71 | Quinn Backus | 2014 |
| 4. | 70 | Quinton Teal | 2006 |
| 5. | 69 | Quinn Backus | 2012 |
| 6. | 65 | Richie Sampson | 2013 |
| 7. | 54 | Mike McClure | 2013 |
| 8. | 51 | Brett Johnson | 2014 |
| | 51 | Maurice Simpkins | 2003 |
| 10. | 50 | Andrae Jacobs | 2010 |

ASSISTED TACKLES

| | | | |
|----|----|---------------|------|
| 1. | 77 | Jamar Leath | 2005 |
| 2. | 70 | Quinn Backus | 2012 |
| 3. | 59 | Quinn Backus | 2013 |
| 4. | 59 | Mike McClure | 2012 |
| 5. | 56 | Shane Johnson | 2017 |
| | 56 | Quinn Backus | 2014 |
| 7. | 55 | Mike McClure | 2013 |
| 8. | 54 | Andrae Jacobs | 2010 |
| 9. | 52 | 3 Times | |

TACKLES FOR LOSS

| | | | |
|----|-------------|------------------|------|
| 1. | 16.0 (12-8) | Maurice Simpkins | 2003 |
| 2. | 13.5 (11-5) | Alex Scearce | 2016 |
| 3. | 12.5 (12-1) | Roderick Holder | 2014 |
| | 12.5 (9-7) | Adrain Grady | 2005 |
| 5. | 12.0 (10-4) | Andrae Jacobs | 2010 |
| | 12.0 (9-6) | Kelvin McIver | 2004 |
| 7. | 11.0 (10-2) | Roderick Holder | 2015 |
| 8. | 10.5 (9-3) | Quinn Backus | 2013 |
| 9. | 10.0 (8-4) | Quinn Backus | 2014 |
| | 10.0 (9-2) | Andrae Jacobs | 2011 |
| | 10.0 (9-2) | Derrick Frasier | 2011 |
| | 10.0 (9-2) | Kent Harper | 2010 |
| | 10.0 (8-4) | Maurice Simpkins | 2005 |
| | 10.0 (7-6) | Adrain Grady | 2003 |
| | 10.0 (8-4) | Phillip Oboh | 2008 |

YARDS FROM TACKLES FOR LOSS

| | | | |
|----|----|------------------|------|
| 1. | 78 | Alex Scearce | 2016 |
| 2. | 64 | Quinn Backus | 2014 |
| 3. | 63 | Maurice Simpkins | 2003 |
| | 63 | Kelvin McIver | 2004 |
| 5. | 58 | Adrain Grady | 2005 |

QUARTERBACK SACKS

| | | | |
|----|-----------|------------------|------|
| 1. | 8.0 (7-2) | Alex Scearce | 2016 |
| 2. | 7.0 (6-2) | Kelvin McIver | 2004 |
| 3. | 6.5 (6-1) | Roderick Holder | 2014 |
| | 6.5 (6-1) | Phillip Oboh | 2009 |
| | 6.5 (5-3) | Adrain Grady | 2003 |
| 6. | 5.5 (4-3) | Jabarai Bothwell | 2016 |
| | 5.5 (5-1) | Quinn Backus | 2014 |
| | 5.5 (5-1) | Maurice Simpkins | 2003 |
| 9. | 5.0 (5-0) | Kent Harper | 2010 |
| | 5.0 (4-2) | Phillip Oboh | 2008 |

YARDS FROM SACKS

| | | | |
|----|----|-------------------|------|
| 1. | 66 | Alex Scearce | 2016 |
| 2. | 55 | Quinn Backus | 2014 |
| 3. | 53 | Kelvin McIver | 2004 |
| 4. | 47 | Adrain Grady | 2003 |
| 5. | 39 | Marcus Williamson | 2017 |

FUMBLES FORCED

| | | | |
|----|---|------------------|------|
| 1. | 6 | Quinn Backus | 2014 |
| 2. | 5 | D.J. Rice | 2007 |
| 3. | 3 | Alex Scearce | 2016 |
| | 3 | Richie Sampson | 2013 |
| | 3 | Johnnie Houston | 2012 |
| | 3 | Quinn Backus | 2012 |
| | 3 | Jamar Leath | 2005 |
| | 3 | Maurice Simpkins | 2003 |
| | 3 | Brandon Autry | 2007 |

FUMBLES RECOVERED

| | | | |
|----|---|--------------------|------|
| 1. | 4 | Sam Harper | 2004 |
| 2. | 3 | Calvin Hollenhorst | 2015 |
| | 3 | Leroy Cummings | 2014 |
| 4. | 2 | 14 Times | |

PASSES DEFENDED

| | | | |
|----|----|--------------------------------|------|
| 1. | 18 | Quinton Teal (12 PBU, 6 INT) | 2004 |
| 2. | 15 | Josh Norman (7 PBU, 8 INT) | 2009 |
| 3. | 14 | Josh Norman (12 PBU, 2 INT) | 2011 |
| 4. | 13 | Kamron Summers (10 PBU, 3 INT) | 2014 |
| | 13 | Denzel Rice (12 PBU, 1 INT) | 2013 |
| | 13 | Quinton Teal (9 PBU, 4 INT) | 2006 |
| | 13 | Greg Williamson (9 PBU, 4 INT) | 2004 |
| 8. | 12 | Preston Carey (10 PBU, 2 INT) | 2017 |
| | 12 | Alex Scearce (7 PBU, 5 INT) | 2016 |
| | 12 | Richie Sampson (11 PBU, 1 INT) | 2013 |
| | 12 | Quinton Teal (7 PBU, 5 INT) | 2005 |

PASS BREAKUPS

| | | | |
|----|----|-----------------|------|
| 1. | 12 | Denzel Rice | 2013 |
| | 12 | Josh Norman | 2011 |
| | 12 | Quinton Teal | 2004 |
| 4. | 11 | Richie Sampson | 2013 |
| 5. | 10 | Preston Carey | 2017 |
| | 10 | Denzel Rice | 2014 |
| | 10 | Kamron Summers | 2014 |
| 8. | 9 | Josh Norman | 2010 |
| | 9 | Quinton Teal | 2006 |
| | 9 | Greg Williamson | 2004 |

QUARTERBACK HURRIES

| | | | |
|----|---|-------------------|------|
| 1. | 7 | Adrain Grady | 2004 |
| 2. | 6 | Marcus Williamson | 2016 |
| | 6 | Marcus Williamson | 2015 |
| | 6 | Quinn Backus | 2014 |
| | 6 | Roderick Holder | 2013 |
| | 6 | Ronnie Mason | 2006 |

BLOCKED KICKS

| | | | |
|----|---|--------------------|------|
| 1. | 4 | Marcus Williamson | 2015 |
| 2. | 3 | Myles White | 2061 |
| | 3 | LaDarius Hawthorne | 2013 |
| 4. | 2 | Josh Norman | 2009 |
| | 2 | Quinton Teal | 2005 |
| 5. | 1 | 26 Times | |



2018 COASTAL CAROLINA FOOTBALL MEDIA GUIDE



COASTAL CAROLINA TEAM SEASON HIGHS

RUSHING YARDS

| | |
|---------------------|------|
| 1. 3782 (657-3782) | 2013 |
| 2. 3058 (522-3058) | 2004 |
| 3. 3052 (587-3052) | 2016 |
| 4. 3017 (581-3017) | 2014 |
| 5. 2590 (527-2590) | 2012 |
| 6. 2346 (500-2346) | 2003 |
| 7. 2277 (517-2277) | 2007 |
| 8. 2276 (446-2276) | 2015 |
| 9. 2228 (494-2228) | 2005 |
| 10. 2188 (434-2188) | 2006 |

RUSHING ATTEMPTS

| | |
|--------------------|------|
| 1. 657 (657-3782) | 2013 |
| 2. 587 (587-3052) | 2016 |
| 3. 581 (581-3017) | 2014 |
| 4. 527 (527-2590) | 2012 |
| 5. 522 (522-3058) | 2004 |
| 6. 517 (517-2277) | 2007 |
| 7. 500 (500-2346) | 2003 |
| 8. 494 (494-2228) | 2005 |
| 9. 461 (461-1683) | 2009 |
| 10. 458 (458-2015) | 2008 |

RUSHING TOUCHDOWNS

| | |
|--------|------|
| 1. 50 | 2013 |
| 2. 41 | 2014 |
| 3. 40 | 2004 |
| 4. 34 | 2003 |
| 5. 31 | 2016 |
| 6. 28 | 2015 |
| 28 | 2012 |
| 28 | 2005 |
| 9. 24 | 2007 |
| 10. 23 | 2006 |

AVERAGE YARDS/RUSH

| | |
|---------------------|------|
| 1. 5.86 (522-3058) | 2004 |
| 2. 5.76 (657-3782) | 2013 |
| 3. 5.20 (587-3052) | 2016 |
| 4. 5.19 (581-3017) | 2014 |
| 5. 5.10 (446-2276) | 2015 |
| 6. 5.04 (434-2188) | 2006 |
| 7. 4.91 (527-2590) | 2012 |
| 8. 4.69 (500-2346) | 2003 |
| 9. 4.51 (494-2228) | 2005 |
| 10. 4.40 (517-2277) | 2007 |

RUSHING YARDS/GAME

| | |
|----------------------|------|
| 1. 278.0 (11 games) | 2004 |
| 2. 254.3 (12 games) | 2016 |
| 3. 252.1 (15 games) | 2013 |
| 4. 215.5 (14 games) | 2014 |
| 5. 213.3 (11 games) | 2003 |
| 6. 207.0 (11 games) | 2007 |
| 7. 202.5 (11 games) | 2005 |
| 8. 199.2 (13 games) | 2012 |
| 9. 189.7 (12 games) | 2015 |
| 10. 182.3 (12 games) | 2006 |

PASS ATTEMPTS

| | |
|---------------------|------|
| 1. 433 (277-433-7) | 2014 |
| 2. 401 (253-401-9) | 2012 |
| 3. 397 (253-397-10) | 2013 |
| 4. 374 (226-374-18) | 2010 |
| 5. 368 (243-368-7) | 2015 |
| 6. 353 (223-353-11) | 2006 |
| 7. 330 (194-330-11) | 2008 |
| 8. 304 (158-304-11) | 2017 |
| 9. 286 (155-286-17) | 2009 |
| 10. 277 (171-277-5) | 2011 |

PASS COMPLETIONS

| | |
|----------------------|------|
| 1. 277 (277-433-7) | 2014 |
| 2. 253 (253-401-9) | 2012 |
| 253 (253-397-10) | 2013 |
| 4. 243 (243-368-7) | 2015 |
| 5. 226 (226-374-18) | 2010 |
| 6. 223 (223-353-11) | 2006 |
| 7. 194 (194-330-11) | 2008 |
| 8. 171 (171-277-5) | 2011 |
| 9. 158 (1585-304-11) | 2017 |
| 10. 155 (155-286-17) | 2009 |

PASSING YARDS

| | |
|-----------------------|------|
| 1. 3470 (277-433-7) | 2014 |
| 2. 3429 (223-353-11) | 2006 |
| 3. 3380 (253-397-10) | 2013 |
| 4. 3183 (243-368-7) | 2015 |
| 5. 3101 (253-401-9) | 2012 |
| 6. 2801 (226-374-18) | 2010 |
| 7. 2423 (194-330-11) | 2008 |
| 8. 2269 (158-304-11) | 2017 |
| 9. 2051 (171-277-5) | 2011 |
| 10. 1968 (155-286-17) | 2009 |

PASSING TOUCHDOWNS

| | |
|--------|------|
| 1. 30 | 2006 |
| 30 | 2013 |
| 3. 26 | 2012 |
| 4. 23 | 2010 |
| 5. 22 | 2015 |
| 6. 20 | 2011 |
| 20 | 2014 |
| 8. 18 | 2017 |
| 9. 16 | 2008 |
| 10. 15 | 2016 |

PASSES HAD INTERCEPTED

| | |
|--------------------|------|
| 1. 18 (226-374-18) | 2010 |
| 2. 17 (155-286-17) | 2009 |
| 3. 11 (158-304-11) | 2017 |
| 11 (194-330-11) | 2008 |
| 11 (223-353-11) | 2006 |
| 5. 10 (253-397-10) | 2013 |
| 10 (91-215-10) | 2003 |
| 8. 9 (253-401-9) | 2012 |
| 9. 8 (145-254-8) | 2007 |
| 10. 7 (243-368-7) | 2015 |
| 7 (277-433-7) | 2014 |
| 7 (148-275-7) | 2005 |

PASS COMPLETION PERCENTAGE

| | |
|----------------------|------|
| 1. 66.0 (243-368-7) | 2015 |
| 2. 64.0 (277-433-7) | 2014 |
| 3. 63.7 (253-397-10) | 2013 |
| 4. 63.2 (223-353-11) | 2006 |
| 5. 63.1 (253-401-9) | 2012 |
| 6. 61.7 (171-277-5) | 2011 |
| 7. 60.4 (226-374-18) | 2010 |
| 8. 60.2 (127-211-6) | 2016 |
| 9. 58.8 (194-330-11) | 2008 |
| 10. 57.1 (145-254-8) | 2007 |

PASS EFFICIENCY

| | |
|------------------------|------|
| 1. 166.6 (223-353-11) | 2006 |
| 2. 155.1 (253-397-10) | 2013 |
| 3. 154.6 (243-368-7) | 2015 |
| 4. 145.0 (253-401-9) | 2012 |
| 5. 144.1 (171-277-5) | 2011 |
| 6. 143.3 (277-433-7) | 2014 |
| 7. 141.7 (127-211-6) | 2016 |
| 8. 134.0 (226-374-18) | 2010 |
| 9. 129.8 (194-330-11) | 2008 |
| 10. 127.0 (158-304-11) | 2017 |

PASSING YARDS/GAME

| | |
|----------------------|------|
| 1. 285.8 (12 games) | 2006 |
| 2. 265.2 (12 games) | 2015 |
| 3. 247.9 (14 games) | 2014 |
| 4. 238.5 (13 games) | 2012 |
| 5. 233.4 (12 games) | 2010 |
| 6. 225.3 (15 games) | 2013 |
| 7. 201.9 (12 games) | 2008 |
| 8. 189.1 (12 games) | 2017 |
| 9. 186.5 (11 games) | 2011 |
| 10. 178.9 (11 games) | 2009 |

TOTAL OFFENSE YARDS

| | |
|---------------------|------|
| 1. 7162 (1054-7162) | 2013 |
| 2. 6487 (1014-6487) | 2014 |
| 3. 5691 (928-5691) | 2012 |
| 4. 5617 (787-5617) | 2006 |
| 5. 5459 (814-5459) | 2015 |
| 6. 4652 (798-4652) | 2016 |
| 7. 4560 (812-4560) | 2010 |
| 8. 4438 (788-4438) | 2008 |
| 9. 4383 (724-4383) | 2004 |
| 10. 4144 (750-4144) | 2017 |

TOUCHDOWNS RESPONSIBLE FOR

| | |
|--------|------|
| 1. 114 | 2013 |
| 2. 87 | 2014 |
| 3. 84 | 2006 |
| 84 | 2012 |
| 5. 74 | 2015 |
| 74 | 2010 |
| 7. 71 | 2016 |
| 8. 66 | 2004 |
| 9. 55 | 2005 |
| 55 | 2007 |
| 55 | 2011 |

TOTAL OFFENSE/GAME

| | |
|----------------------|------|
| 1. 477.5 (15 games) | 2013 |
| 2. 468.1 (12 games) | 2006 |
| 3. 463.4 (14 games) | 2014 |
| 4. 454.9 (12 games) | 2015 |
| 5. 437.8 (13 games) | 2012 |
| 6. 398.5 (11 games) | 2004 |
| 7. 387.7 (12 games) | 2016 |
| 8. 380.0 (12 games) | 2010 |
| 9. 369.8 (12 games) | 2008 |
| 10. 363.3 (11 games) | 2007 |

ALL-PURPOSE YARDS

| | |
|----------|------|
| 1. 8741 | 2013 |
| 2. 7733 | 2014 |
| 3. 7298 | 2012 |
| 4. 6641 | 2015 |
| 5. 6596 | 2006 |
| 6. 6146 | 2010 |
| 7. 6027 | 2016 |
| 8. 5584 | 2004 |
| 9. 5480 | 2017 |
| 10. 5462 | 2007 |

TOTAL POINTS SCORED

| | |
|--------------------------------|------|
| 1. 615 (84 TD, 69 PAT, 12 FG) | 2013 |
| 2. 522 (67 TD, 62 PAT, 18 FG) | 2014 |
| 3. 447 (56 TD, 50 PAT, 17 FG) | 2016 |
| 4. 446 (58 TD, 56 PAT, 10 FG) | 2012 |
| 5. 421 (52 TD, 46 PAT, 17 FG) | 2015 |
| 6. 413 (55 TD, 53 PAT, 10 FG) | 2004 |
| 7. 411 (54 TD, 51 PAT, 10 FG) | 2006 |
| 8. 373 (51 TD, 42 PAT, 8 FG) | 2010 |
| 9. 338 (42 TD, 41 PAT, 14 FG) | 2005 |
| 10. 316 (41 TD, 33 PAT, 12 FG) | 2007 |

TOUCHDOWNS SCORED

| | |
|---------------------------------|------|
| 1. 84 (50 rush, 30 rcv, 4 ret) | 2013 |
| 2. 67 (41 rush, 20 rcv, 6 ret) | 2014 |
| 3. 58 (28 rush, 26 rcv, 4 ret) | 2012 |
| 4. 56 (31 rush, 15 rcv, 10 ret) | 2016 |
| 5. 55 (40 rush, 11 rcv, 4 ret) | 2004 |
| 6. 54 (23 rush, 30 rcv, 1 ret) | 2006 |
| 7. 52 (28 rush, 22 rcv, 2 ret) | 2015 |
| 8. 51 (22 rush, 23 rcv, 6 ret) | 2010 |
| 9. 42 (34 rush, 5 rcv, 3 ret) | 2003 |
| 42 (28 rush, 13 rcv, 1 ret) | 2005 |

PAT KICKS MADE

| | |
|---------------|------|
| 1. 63 (63-66) | 2013 |
| 2. 58 (58-59) | 2014 |
| 3. 53 (53-54) | 2004 |
| 4. 50 (50-52) | 2012 |
| 5. 49 (49-50) | 2006 |

PAT KICKS ATTEMPTED

| | |
|---------------|------|
| 1. 66 (63-66) | 2013 |
| 2. 59 (58-59) | 2014 |
| 3. 54 (53-54) | 2004 |
| 4. 52 (50-52) | 2012 |
| 5. 50 (49-50) | 2006 |

FIELD GOALS MADE

| | |
|---------------|------|
| 1. 18 (18-29) | 2014 |
| 2. 17 (17-21) | 2016 |
| 17 (17-22) | 2015 |
| 4. 14 (14-22) | 2005 |
| 5. 13 (13-19) | 2009 |

FIELD GOALS ATTEMPTED

| | |
|---------------|------|
| 1. 29 (18-29) | 2014 |
| 2. 22 (17-22) | 2015 |
| 22 (14-22) | 2005 |
| 22 (11-22) | 2008 |
| 5. 21 (17-21) | 2016 |

PUNT YARDS

| | |
|--------------------|------|
| 1. 2536 (69-2536) | 2003 |
| 2. 2460 (57-2460) | 2017 |
| 3. 2343 (62-2343) | 2013 |
| 4. 2143 (62-2143) | 2010 |
| 5. 2035 (52-2035) | 2014 |
| 6. 1897 (56-1897) | 2011 |
| 7. 1867 (52-1867) | 2005 |
| 8. 1859 (51-1859) | 2012 |
| 9. 1827 (49-1827) | 2008 |
| 10. 1755 (45-1755) | 2016 |

PUNT ATTEMPTS

| | |
|-----------------|------|
| 1. 69 (69-2536) | 2003 |
| 2. 62 (62-2143) | 2010 |
| 62 (62-2343) | 2013 |
| 4. 57 (57-2460) | 2017 |
| 5. 56 (56-1897) | 2011 |
| 6. 52 (52-1867) | 2005 |
| 52 (52-2035) | 2014 |
| 8. 51 (51-1689) | 2009 |
| 51 (51-1859) | 2012 |
| 51 (51-1720) | 2004 |

PUNTS HAD BLOCKED

| | |
|----------------|------|
| 1. 4 (56-1897) | 2011 |
| 2. 1 (69-2536) | 2003 |
| 1 (48-1649) | 2007 |
| 1 (49-1827) | 2008 |
| 1 (62-2143) | 2010 |



COASTAL CAROLINA TEAM SEASON HIGHS

AVERAGE YARDS/PUNT

Table with 3 columns: Rank, Yards/Punt, Year. Rows 1-10.

PUNT RETURN YARDS

Table with 3 columns: Rank, Yards, Year. Rows 1-5.

PUNT RETURNS

Table with 3 columns: Rank, Returns, Year. Rows 1-4.

DOWNES

Table with 3 columns: Rank, Downs, Year. Rows 1-2.

KICK RETURN YARDS

Table with 3 columns: Rank, Yards, Year. Rows 1-5.

KICK RETURNS

Table with 3 columns: Rank, Returns, Year. Rows 1-5.

KICK RETURN FOR TOUCHDOWNS

Table with 3 columns: Rank, Returns, Year. Rows 1-3.

AVERAGE YARDS/KICK RETURN

Table with 3 columns: Rank, Yards, Year. Rows 1-9.

INTERCEPTIONS

Table with 3 columns: Rank, Interceptions, Year. Rows 1-13.

INTERCEPTION RETURN FOR TDS

Table with 3 columns: Rank, Returns, Year. Rows 1-5.

FUMBLE RETURN YARDS

Table with 3 columns: Rank, Yards, Year. Rows 1-5.

FUMBLE RETURNS

Table with 3 columns: Rank, Returns, Year. Rows 1-6.

FUMBLE RETURN FOR TDS

Table with 3 columns: Rank, Returns, Year. Rows 1-6.

TOTAL TACKLES

Table with 3 columns: Rank, Tackles, Year. Rows 1-10.

UNASSISTED TACKLES

Table with 3 columns: Rank, Tackles, Year. Rows 1-5.

ASSISTED TACKLES

Table with 3 columns: Rank, Tackles, Year. Rows 1-5.

TACKLES FOR LOSS

Table with 3 columns: Rank, Tackles, Year. Rows 1-10.

QUARTERBACK SACKS

Table with 3 columns: Rank, Sacks, Year. Rows 1-10.

FUMBLES FORCED

Table with 3 columns: Rank, Fumbles, Year. Rows 1-5.

FUMBLES RECOVERED

Table with 3 columns: Rank, Recoveries, Year. Rows 1-5.

PASSES DEFENDED

Table with 3 columns: Rank, Passes, Year. Rows 1-10.

QUARTERBACK HURRIES

Table with 3 columns: Rank, Hurries, Year. Rows 1-8.

BLOCKED KICKS

Table with 3 columns: Rank, Blocked, Year. Rows 1-6.

OPP. FEWEST RUSHING YARDS

Table with 3 columns: Rank, Yards, Year. Rows 1-5.

OPP. FEWEST RUSHING TDS

Table with 3 columns: Rank, TDS, Year. Rows 1-5.

GAME

Table with 3 columns: Rank, Games, Year. Rows 1-5.

OPP. FEWEST PASS ATTEMPTS

Table with 3 columns: Rank, Attempts, Year. Rows 1-10.

OPP. FEWEST PASS COMPLETIONS

Table with 3 columns: Rank, Completions, Year. Rows 1-5.

OPP. FEWEST PASSING YARDS

Table with 3 columns: Rank, Yards, Year. Rows 1-5.

OPP. FEWEST PASSING TDS

Table with 3 columns: Rank, TDS, Year. Rows 1-5.

OPP. FEWEST PASS EFFICIENCY

Table with 3 columns: Rank, Efficiency, Year. Rows 1-5.

OPP. FEWEST PASSING YARDS/GAME

Table with 3 columns: Rank, Yards/Game, Year. Rows 1-5.

OPP. FEWEST TOTAL OFFENSE YARDS

Table with 3 columns: Rank, Yards, Year. Rows 1-5.

OPP. FEWEST TDS RESPONSIBLE FOR

Table with 3 columns: Rank, TDS, Year. Rows 1-5.

OPP. FEWEST ALL PURPOSE YARDS

Table with 3 columns: Rank, Yards, Year. Rows 1-5.

OPP. FEWEST TOTAL POINTS SCORED

Table with 3 columns: Rank, Points, Year. Rows 1-5.

OPP. FEWEST TDS SCORED

Table with 3 columns: Rank, TDS, Year. Rows 1-5.

OPP. PUNT RETURN TDS

Table with 3 columns: Rank, TDS, Year. Rows 1-3.

OPP. KICK RETURN TDS

Table with 3 columns: Rank, TDS, Year. Rows 1-5.

OPP. INTERCEPTION RETURN TDS

Table with 3 columns: Rank, TDS, Year. Rows 1-1.

OPP. FUMBLE RETURN TDS

Table with 3 columns: Rank, TDS, Year. Rows 1-4.



CHANTICLEER INDIVIDUAL CAREER HIGHS

RUSHING YARDS

Table with 3 columns: Rank, Yards, Player Name, Year. Top entries: 1. 4635 De'Angelo Henderson 2013-16, 2. 2343 Aundres Perkins 2003-06, 3. 2214 Patrick Hall 2003-05.

RUSHING ATTEMPTS

Table with 3 columns: Rank, Attempts, Player Name, Year. Top entries: 1. 721 De'Angelo Henderson 2013-16, 2. 432 Aundres Perkins 2003-06, 3. 419 Eric O'Neal 2007-10.

RUSHING TOUCHDOWNS

Table with 3 columns: Rank, Touchdowns, Player Name, Year. Top entries: 1. 58 De'Angelo Henderson 2013-16, 2. 46 Aundres Perkins 2003-06, 3. 32 Lorenzo Taliaferro 2012-13.

AVERAGE YARDS/RUSH (MIN. 100 ATTEMPTS)

Table with 3 columns: Rank, Average Yards/Rush, Player Name, Year. Top entries: 1. 6.43 (721-4635) De'Angelo Henderson 2013-16, 2. 6.10 (363-2214) Patrick Hall 2003-05.

RUSHING YARDS/GAME (MIN 20 GAMES)

Table with 3 columns: Rank, Yards/Game, Player Name, Year. Top entries: 1. 84.9 (41 games) De'Angelo Henderson 2013-16, 2. 77.3 (27 games) Lorenzo Taliaferro 2012-13.

PASS ATTEMPTS

Table with 3 columns: Rank, Attempts, Player Name, Year. Top entries: 1. 1174 Alex Ross 2012-15, 2. 879 Tyler Thigpen 2003-06, 3. 832 Zach MacDowall 2008-10.

PASS COMPLETIONS

Table with 3 columns: Rank, Completions, Player Name, Year. Top entries: 1. 760 Alex Ross 2012-15, 2. 494 Zach MacDowall 2008-10, 3. 486 Tyler Thigpen 2003-06.

PASSING YARDS

Table with 3 columns: Rank, Yards, Player Name, Year. Top entries: 1. 9918 Alex Ross 2012-15, 2. 6598 Tyler Thigpen 2003-06, 3. 6360 Zach MacDowall 2008-10.

PASSING TOUCHDOWNS

Table with 3 columns: Rank, Touchdowns, Player Name, Year. Top entries: 1. 72 Alex Ross 2012-15, 2. 53 Tyler Thigpen 2003-06, 3. 45 Zach MacDowall 2008-10.

PASSES HAD INTERCEPTED

Table with 3 columns: Rank, Interceptions, Player Name, Year. Top entries: 1. 33 Zach MacDowall 2008-10, 2. 25 Tyler Thigpen 2003-06, 3. 24 Alex Ross 2012-15.

PASS COMPLETION PCT (MIN 200 ATTEMPTS)

Table with 3 columns: Rank, Completion Pct, Player Name, Year. Top entries: 1. 64.7 (760-1174) Alex Ross 2012-15, 2. 64.2 (387-603) Aramis Hillary 2010-12.

PASS EFFICIENCY (MIN 200 ATTEMPTS)

Table with 3 columns: Rank, Efficiency, Player Name, Year. Top entries: 1. 151.8 Alex Ross 2012-15, 2. 149.5 Tyler Keane 2014-17, 3. 142.2 Aramis Hillary 2010-12.

AVG. YARDS/PASS ATT (MIN 200 ATTEMPTS)

Table with 3 columns: Rank, Avg Yards/Pass Att, Player Name, Year. Top entries: 1. 8.4 Alex Ross 2012-15, 2. 8.2 Tyler Keane 2014-17, 3. 7.6 Zach MacDowall 2008-10.

AVG. YARDS/COMPLETION (MIN 200 ATTS)

Table with 3 columns: Rank, Avg Yards/Completion, Player Name, Year. Top entries: 1. 13.6 Tyler Thigpen 2003-06, 2. 13.5 Tyler Keane 2014-17, 3. 13.1 Alex Ross 2012-15.

PASSING YARDS/GAME (MIN. 10 GAMES)

Table with 3 columns: Rank, Yards/Game, Player Name, Year. Top entries: 1. 211.0 (47 games) Alex Ross 2012-15, 2. 187.1 (34 games) Zach MacDowall 2008-10.

PASS RECEPTION YARDS

Table with 3 columns: Rank, Yards, Player Name, Year. Top entries: 1. 2720 Jerome Simpson 2004-07, 2. 2553 Matt Hazel 2010-13, 3. 2438 Bruce Mapp 2013-16.

PASS RECEPTIONS

Table with 3 columns: Rank, Receptions, Player Name, Year. Top entries: 1. 183 Matt Hazel 2010-13, 2. 168 Bruce Mapp 2013-16, 2. 161 Jerome Simpson 2004-07.

PASS RECEPTION TOUCHDOWNS

Table with 3 columns: Rank, Receptions TD, Player Name, Year. Top entries: 1. 44 Jerome Simpson 2004-07, 2. 28 Matt Hazel 2010-13, 3. 20 Bruce Mapp 2013-16.

AVG. YARDS/CATCH (MIN 25 RECEPTIONS)

Table with 3 columns: Rank, Avg Yards/Catch, Player Name, Year. Top entries: 1. 18.00 (45-810) Malcolm Williams 2016-pres., 2. 17.73 (88-1560) Chris Jones 2014-17.

RECEPTIONS/GAME (MINIMUM 20 GAMES)

Table with 3 columns: Rank, Receptions/Game, Player Name, Year. Top entries: 1. 3.73 (49 games) Matt Hazel 2010-13, 2. 3.58 (45 games) Jerome Simpson 2004-07.

TOTAL OFFENSE YARDS (RUSH-PASS)

Table with 3 columns: Rank, Total Offense Yards, Player Name, Year. Top entries: 1. 11,482 Alex Ross (1564-9918) 2012-15, 2. 8236 Tyler Thigpen (1638-6598) 2003-06.

TOUCHDOWNS RESPONSIBLE FOR

Table with 3 columns: Rank, Touchdowns, Player Name, Year. Top entries: 1. 91 Alex Ross 2012-15, 2. 66 Tyler Thigpen 2003-06, 3. 64 De'Angelo Henderson 2013-16.



CHANTICLEER INDIVIDUAL CAREER HIGHS

TOTAL OFFENSE/GAME (MIN. 20 GAMES)

Table with 3 columns: Rank, Yards per game, Player Name, Year. Lists top 10 players for total offense per game.

TOTAL OFFENSE/PLAY (MIN. 150 PLAYS)

Table with 3 columns: Rank, Yards per play, Player Name, Year. Lists top 10 players for total offense per play.

ALL-PURPOSE YARDS

Table with 3 columns: Rank, Total Yards, Player Name, Year. Lists top 10 players for all-purpose yards.

ALL PURPOSE YARDS/GAME (MIN. 20 GAMES)

Table with 3 columns: Rank, Yards per game, Player Name, Year. Lists top 10 players for all-purpose yards per game.

TOTAL POINTS SCORED

Table with 3 columns: Rank, Total Points, Player Name, Year. Lists top 10 players for total points scored.

TOUCHDOWNS SCORED

Table with 3 columns: Rank, Touchdowns, Player Name, Year. Lists top 10 players for touchdowns scored.

PAT KICKS MADE

Table with 3 columns: Rank, Number of PATs, Player Name, Year. Lists top 7 players for PATs made.

PAT KICKS ATTEMPTED

Table with 3 columns: Rank, Number of PATs, Player Name, Year. Lists top 8 players for PATs attempted.

PAT KICK PCT (MIN. 30 ATTEMPTS)

Table with 3 columns: Rank, Percentage, Player Name, Year. Lists top 6 players for PAT kick percentage.

FIELD GOALS MADE

Table with 3 columns: Rank, Number of FGs, Player Name, Year. Lists top 8 players for field goals made.

FIELD GOALS ATTEMPTED

Table with 3 columns: Rank, Number of FGs, Player Name, Year. Lists top 7 players for field goals attempted.

FIELD GOAL PCT (MIN. 15 ATTEMPTS)

Table with 3 columns: Rank, Percentage, Player Name, Year. Lists top 6 players for field goal percentage.

PUNT YARDS

Table with 3 columns: Rank, Total Punt Yards, Player Name, Year. Lists top 8 players for punt yards.

PUNT ATTEMPTS

Table with 3 columns: Rank, Number of Punt Attempts, Player Name, Year. Lists top 8 players for punt attempts.

AVG. YARDS/PUNT (MIN. 50 ATTEMPTS)

Table with 3 columns: Rank, Average Yards per Punt, Player Name, Year. Lists top 5 players for average yards per punt.

PUNT RETURN YARDS

Table with 3 columns: Rank, Total Punt Return Yards, Player Name, Year. Lists top 10 players for punt return yards.

PUNT RETURNS

Table with 3 columns: Rank, Number of Punt Returns, Player Name, Year. Lists top 10 players for punt returns.

PUNT RETURN TOUCHDOWNS

Table with 3 columns: Rank, Number of Punt Return TDs, Player Name, Year. Lists top 3 players for punt return touchdowns.

AVG. YARDS/PUNT RETURN (MIN. 10 ATTS)

Table with 3 columns: Rank, Average Yards per Punt Return, Player Name, Year. Lists top 10 players for average yards per punt return.

KICK RETURN YARDS

Table with 3 columns: Rank, Total Kick Return Yards, Player Name, Year. Lists top 10 players for kick return yards.

KICK RETURNS

Table with 3 columns: Rank, Number of Kick Returns, Player Name, Year. Lists top 10 players for kick returns.

KICK RETURN TOUCHDOWNS

Table with 3 columns: Rank, Number of Kick Return TDs, Player Name, Year. Lists top 3 players for kick return touchdowns.

AVG. YARDS/KICK RETURN (MIN. 15 ATTS)

Table with 3 columns: Rank, Average Yards per Kick Return, Player Name, Year. Lists top 10 players for average yards per kick return.



CHANTICLEER INDIVIDUAL CAREER HIGHS

INTERCEPTION RETURN YARDS

Table with 3 columns: Rank, Name, Year. Lists interception return yards for players like Keon Cunningham (225) and Quinn Backus (154).

INTERCEPTIONS

Table with 3 columns: Rank, Name, Year. Lists interception counts for players like Quinton Teal (17) and Josh Norman (13).

INTERCEPTION RETURN FOR TOUCHDOWN

Table with 3 columns: Rank, Name, Year. Lists interception return touchdowns for players like Alex Scearce (2) and Johnnie Houston (2).

FUMBLE RETURN YARDS

Table with 3 columns: Rank, Name, Year. Lists fumble return yards for players like Anthony Chesley (50) and Mike McClure (39).

FUMBLE RETURNS

Table with 3 columns: Rank, Name, Year. Lists fumble return counts for players like Roderick Holder (2) and Quinn Backus (2).

FUMBLE RETURN FOR TOUCHDOWNS

Table with 3 columns: Rank, Name, Year. Lists fumble return touchdowns for players like Roderick Holder (2) and Anthony Chesley (1).

TOTAL TACKLES

Table with 3 columns: Rank, Name, Year. Lists total tackle counts for players like Quinn Backus (441) and Jamar Leath (364).

UNASSISTED TACKLES

Table with 3 columns: Rank, Name, Year. Lists unassisted tackle counts for players like Quinn Backus (243) and Jamar Leath (167).

ASSISTED TACKLES

Table with 3 columns: Rank, Name, Year. Lists assisted tackle counts for players like Quinn Backus (198) and Jamar Leath (197).

TACKLES FOR LOSS

Table with 3 columns: Rank, Name, Year. Lists tackle for loss counts for players like Adrain Grady (34.0) and Maurice Simpkins (34.0).

YARDS FROM TACKLES FOR LOSS

Table with 3 columns: Rank, Name, Year. Lists yards from tackle for loss for players like Adrain Grady (173) and Maurice Simpkins (146).

QUARTERBACK SACKS

Table with 3 columns: Rank, Name, Year. Lists quarterback sack counts for players like Phillip Oboh (17.0) and Adrain Grady (16.5).

YARDS FROM SACKS

Table with 3 columns: Rank, Name, Year. Lists yards from sacks for players like Adrain Grady (124) and Phillip Oboh (96).

FUMBLES FORCED

Table with 3 columns: Rank, Name, Year. Lists fumbles forced for players like Quinn Backus (9) and Jamar Leath (6).

FUMBLES RECOVERED

Table with 3 columns: Rank, Name, Year. Lists fumbles recovered for players like Sam Harper (5) and Calvin Hollenhorst (4).

PASSES DEFENDED

Table with 3 columns: Rank, Name, Year. Lists passes defended for players like Josh Norman (48) and Quinton Teal (48).

PASS BREAKUPS

Table with 3 columns: Rank, Name, Year. Lists pass breakups for players like Josh Norman (35) and Quinton Teal (31).

QUARTERBACK HURRIES

Table with 3 columns: Rank, Name, Year. Lists quarterback hurries for players like Adrian Grady (18) and Marcus Williamson (16).

BLOCKED KICKS

Table with 3 columns: Rank, Name, Year. Lists blocked kicks for players like Marcus Williamson (5) and LaDarius Hawthorne (4).

YEAR-BY-YEAR HISTORY





2018 COASTAL CAROLINA FOOTBALL MEDIA GUIDE



2003 SEASON

| | | | | |
|----------------|---------|-------|-------|---------|
| RECORD: | OVERALL | HOME | AWAY | NEUTRAL |
| ALL GAMES | 6-5-0 | 2-3-0 | 4-2-0 | 0-0-0 |
| CONFERENCE | 1-3-0 | 0-2-0 | 1-1-0 | 0-0-0 |
| NON-CONFERENCE | 5-2-0 | 2-1-0 | 3-1-0 | 0-0-0 |

| DATE | OPPONENT | W/L | SCORE | ATTEND |
|------------|-----------------------------|-----|-------|--------|
| 09-06-03 | NEWBERRY | W | 21-14 | 7894 |
| 09-13-03 | MOREHEAD STATE | L | 6-31 | 5309 |
| 09-20-03 | at Jacksonville | L | 9-14 | 1516 |
| 09-25-03 | at North Greenville (THURS) | W | 49-39 | 1975 |
| * 10-04-03 | GARDNER-WEBB | L | 17-38 | 6632 |
| 10-11-03 | CHARLESTON (WV) | W | 47-0 | 6592 |
| 10-25-03 | at Savannah State | W | 29-19 | 2169 |
| * 11-01-03 | VMI (HC) | L | 10-19 | 6849 |
| 11-08-03 | at Davidson | W | 52-27 | 1711 |
| * 11-15-03 | at Liberty | L | 21-38 | 4173 |
| * 11-22-03 | at Charleston Southern | W | 48-14 | 1831 |

* Big South Conference game

| RUSHING | GP | Att | Gain | Loss | Net | Avg | TD | Lg | Avg/G |
|----------------------|----|-----|------|------|-----|-----|----|----|-------|
| PERKINS, Aundres | 9 | 148 | 878 | 15 | 863 | 5.8 | 14 | 45 | 95.9 |
| HALL, Patrick | 11 | 74 | 523 | 19 | 504 | 6.8 | 3 | 63 | 45.8 |
| THIGPEN, Tyler | 10 | 81 | 416 | 134 | 282 | 3.5 | 3 | 31 | 28.2 |
| McKINNON, Ren | 9 | 39 | 254 | 65 | 189 | 4.8 | 4 | 49 | 21.0 |
| MORANT, Demetrius | 11 | 47 | 180 | 6 | 174 | 3.7 | 8 | 17 | 15.8 |
| TALLEY, Eshoun | 10 | 40 | 156 | 11 | 145 | 3.6 | 1 | 15 | 14.5 |
| FISHER, Brandon | 11 | 29 | 89 | 4 | 85 | 2.9 | 0 | 15 | 7.7 |
| HAMPTON, Ben | 10 | 16 | 82 | 0 | 82 | 5.1 | 1 | 16 | 8.2 |
| McFARLIN, Dane | 4 | 5 | 34 | 0 | 34 | 6.8 | 0 | 23 | 8.5 |
| HARRINGTON, Jermaine | 8 | 12 | 29 | 8 | 21 | 1.8 | 0 | 7 | 2.6 |

| PASSING | G | Effic | Cmp-Att-Int | Pct | Yds | TD | Lg | Avg/G |
|----------------|----|-------|-------------|------|-----|----|----|-------|
| THIGPEN, Tyler | 10 | 92.44 | 58-136-4 | 42.6 | 705 | 5 | 37 | 70.5 |
| McKINNON, Ren | 9 | 58.27 | 33-79-6 | 41.8 | 298 | 0 | 34 | 33.1 |

| RECEIVING | G | No. | Yds | Avg | TD | Long | Avg/G |
|-------------------|----|-----|-----|------|----|------|-------|
| BURGESS, Rodney | 8 | 19 | 215 | 11.3 | 0 | 30 | 26.9 |
| WILLIAMS, Darnell | 11 | 13 | 162 | 12.5 | 1 | 31 | 14.7 |
| NOBLE, Chris | 11 | 12 | 156 | 13.0 | 1 | 36 | 14.2 |
| CLINE, Brad | 10 | 11 | 94 | 8.5 | 0 | 19 | 9.4 |
| OUTLAW, Eric | 11 | 9 | 63 | 7.0 | 1 | 22 | 5.7 |
| McDONALD, Chris | 7 | 4 | 84 | 21.0 | 1 | 37 | 12.0 |
| WATKINS, Darrin | 7 | 4 | 49 | 12.2 | 0 | 34 | 7.0 |
| JEFFCOAT, Brandon | 11 | 4 | 28 | 7.0 | 1 | 9 | 2.5 |
| LANDRUM, Justin | 11 | 3 | 33 | 11.0 | 0 | 20 | 3.0 |
| FRANKLIN, Anthony | 11 | 3 | 25 | 8.3 | 0 | 14 | 2.3 |
| PERKINS, Aundres | 9 | 3 | 19 | 6.3 | 0 | 9 | 2.1 |
| FISHER, Brandon | 11 | 2 | 16 | 8.0 | 0 | 9 | 1.5 |
| PARKS, Perry | 2 | 1 | 28 | 28.0 | 0 | 28 | 14.0 |
| TALLEY, Eshoun | 10 | 1 | 15 | 15.0 | 0 | 15 | 1.5 |
| TEAL, Quinton | 10 | 1 | 12 | 12.0 | 0 | 12 | 1.2 |
| DANNELLY, Travis | 8 | 1 | 4 | 4.0 | 0 | 4 | 0.5 |

| DEFENSIVE LEADERS | GP | Tackles | | | TFL/Yds | Sacks | Pass Def | | | Fumbles | | Blkd |
|--------------------------|----|---------|-----|-------|---------|--------|----------|------|-----|---------|----|------|
| | | Solo | Ast | Total | | | Int-Yds | BrUp | QBH | Rcv-Yds | FF | |
| 33 SIMPKINS, Maurice | 11 | 51 | 52 | 103 | 16.0-63 | 5.5-36 | 1-13 | 5 | 1-0 | 3 | . | . |
| 34 LEATH, Jamar | 11 | 36 | 52 | 88 | 1.5-3 | . | . | 2 | 1-0 | 2 | . | . |
| 92 GRADY, Adrain | 11 | 17 | 29 | 46 | 10.0-54 | 6.5-47 | . | 1 | 3 | 2-9 | 1 | . |
| 28 CAIN, Travis | 11 | 31 | 14 | 45 | 2.5-4 | . | 2-16 | 3 | . | 1-12 | . | . |
| 32 SHULER, Shon | 11 | 16 | 26 | 42 | 2.0-7 | 0.5-4 | . | . | . | 2-0 | . | . |
| 52 CROSBY, Rayshun | 11 | 14 | 24 | 38 | 9.0-42 | 3.0-18 | . | . | . | 2-22 | 1 | . |
| 40 BROOKS, Jasper | 11 | 18 | 17 | 35 | 5.5-23 | 0.5-4 | . | . | . | . | 1 | . |
| 8 WILLIAMSON, Greg | 9 | 11 | 24 | 35 | 0.5-0 | . | 2-20 | 4 | . | 2-0 | . | . |
| 31 FEATHERSTONE, Anthony | 11 | 18 | 15 | 33 | 1.5-3 | 1.0-2 | . | . | . | . | . | . |
| 5 MYERS, Dewitt | 9 | 18 | 15 | 33 | . | . | 2-4 | 3 | . | . | 1 | . |
| 20 CARR, Brandon | 11 | 19 | 12 | 31 | 1.0-1 | . | . | 4 | . | 1-0 | . | . |
| 7 TEAL, Quinton | 10 | 14 | 16 | 30 | 0.5-1 | . | 2-0 | 3 | . | . | . | . |
| 51 LOWERY, Ryan | 10 | 14 | 16 | 30 | 3.0-14 | 1.0-8 | . | . | . | 1-0 | . | . |
| 58 CHAMBERS, Kenneth | 11 | 10 | 20 | 30 | 1.5-8 | 1.5-8 | . | . | . | 1-11 | . | . |
| 91 HARPER, Sam | 10 | 10 | 19 | 29 | 2.0-2 | . | . | 1 | 1 | 1-0 | . | . |
| 14 McFADDEN, Taylor | 11 | 17 | 11 | 28 | . | 1.0-0 | 2-24 | 1 | . | . | . | . |
| 56 HOPKINS, Dameon | 11 | 12 | 15 | 27 | 5.0-16 | 1.0-4 | . | . | . | . | 1 | . |
| 24 BROCHU, James | 11 | 7 | 12 | 19 | 1.5-8 | 1.5-8 | 1-23 | . | . | . | . | . |
| 22 GAINES, Shaun | 3 | 7 | 10 | 17 | 1.0-3 | . | 1-14 | 2 | . | . | . | . |
| 6 BUCHANAN, Rashiek | 11 | 11 | 5 | 16 | . | . | 3-7 | 3 | . | . | . | . |
| 13 GEIGER, Sergio | 11 | 8 | 5 | 13 | 0.5-2 | . | . | 6 | . | . | . | . |
| 96 PRESSLEY, Jeremiah | 8 | 7 | 4 | 11 | 0.5-1 | 0.5-1 | . | . | . | . | . | . |
| 39 MOORE, Willie | 10 | 6 | 4 | 10 | 0.5-2 | . | . | . | . | . | 1 | . |
| 90 WILLIAMS, Tony | 9 | 4 | 4 | 8 | 2.5-28 | 2.0-27 | . | 1 | . | . | . | . |
| 64 DURRETT, Will | 5 | 2 | 5 | 7 | 0.5-4 | 0.5-4 | . | . | . | . | . | . |
| 43 LYDE, Ramel | 11 | 1 | 4 | 5 | 1.0-6 | 1.0-6 | . | . | . | . | . | . |
| 29 GREEN, Louinzy | 11 | 2 | 2 | 4 | 0.5-0 | . | 1-55 | . | . | . | . | . |
| 44 SMITH, Jamie | 2 | . | 2 | 2 | . | . | . | 1 | . | . | . | . |
| 11 McKINNON, Ren | 9 | 2 | . | 2 | . | . | . | . | . | 1-0 | 1 | . |

| FIELD GOALS | FGM-FGA | Pct | 01-19 | 20-29 | 30-39 | 40-49 | 50+ | Lg | Blk |
|-------------|---------|------|-------|-------|-------|-------|-----|----|-----|
| HOKE, Josh | 6-10 | 60.0 | 0-0 | 3-3 | 0-0 | 3-7 | 0-0 | 48 | 1 |

| PUNTING | No. | Yds | Avg | Long | TB | FC | I20 | Blkd |
|-----------------|-----|------|------|------|----|----|-----|------|
| HOKE, Josh | 64 | 2392 | 37.4 | 57 | 4 | 11 | 12 | 1 |
| WILLIAMS, Rob | 3 | 105 | 35.0 | 43 | 0 | 0 | 0 | 0 |
| HENDERSON, J.T. | 1 | 39 | 39.0 | 39 | 0 | 0 | 0 | 0 |

| SCORING | TD | FGs | PATs | | | | | DXP | Saf | Pts |
|-------------------|----|------|-------|------|-----|------|---|-----|-----|-----|
| | | | Kick | Rush | Rcv | Pass | | | | |
| PERKINS, Aundres | 14 | 0-0 | 0-0 | 0-0 | 0 | 0-0 | 0 | 0 | 84 | |
| HOKE, Josh | 0 | 6-10 | 37-41 | 0-0 | 0 | 0-0 | 0 | 0 | 55 | |
| MORANT, Demetrius | 8 | 0-0 | 0-0 | 0-0 | 0 | 0-0 | 0 | 0 | 48 | |
| McKINNON, Ren | 4 | 0-0 | 0-0 | 0-0 | 0 | 0-0 | 0 | 0 | 24 | |
| HALL, Patrick | 3 | 0-0 | 0-0 | 0-0 | 0 | 0-0 | 0 | 0 | 18 | |
| THIGPEN, Tyler | 3 | 0-0 | 0-0 | 0-0 | 0 | 0-1 | 0 | 0 | 18 | |
| WILLIAMSON, Greg | 2 | 0-0 | 0-0 | 0-0 | 0 | 0-0 | 0 | 0 | 12 | |
| TALLEY, Eshoun | 1 | 0-0 | 0-0 | 0-0 | 0 | 0-0 | 0 | 0 | 6 | |
| JEFFCOAT, Brandon | 1 | 0-0 | 0-0 | 0-0 | 0 | 0-0 | 0 | 0 | 6 | |
| WILLIAMS, Darnell | 1 | 0-0 | 0-0 | 0-0 | 0 | 0-0 | 0 | 0 | 6 | |
| GREEN, Louinzy | 1 | 0-0 | 0-0 | 0-0 | 0 | 0-0 | 0 | 0 | 6 | |
| OUTLAW, Eric | 1 | 0-0 | 0-0 | 0-0 | 0 | 0-0 | 0 | 0 | 6 | |
| NOBLE, Chris | 1 | 0-0 | 0-0 | 0-0 | 0 | 0-0 | 0 | 0 | 6 | |
| HAMPTON, Ben | 1 | 0-0 | 0-0 | 0-0 | 0 | 0-0 | 0 | 0 | 6 | |
| McDONALD, Chris | 1 | 0-0 | 0-0 | 0-0 | 0 | 0-0 | 0 | 0 | 6 | |

| INTERCEPTIONS | No. | Yds | Avg | TD | Long |
|-------------------|-----|-----|------|----|------|
| BUCHANAN, Rashiek | 3 | -7 | -2.3 | 0 | 0 |
| TEAL, Quinton | 2 | 0 | 0.0 | 0 | 0 |
| McFADDEN, Taylor | 2 | 24 | 12.0 | 0 | 17 |
| MYERS, Dewitt | 2 | 4 | 2.0 | 0 | 4 |
| WILLIAMSON, Greg | 2 | 20 | 10.0 | 0 | 23 |
| CAIN, Travis | 2 | 16 | 8.0 | 0 | 16 |
| GREEN, Louinzy | 1 | 55 | 55.0 | 1 | 55 |
| SIMPKINS, Maurice | 1 | 13 | 13.0 | 0 | 13 |
| BROCHU, James | 1 | 23 | 23.0 | 0 | 23 |
| GAINES, Shaun | 1 | 14 | 14.0 | 0 | 14 |
| Total..... | 17 | 162 | 9.5 | 1 | 55 |
| Opponents..... | 10 | 102 | 10.2 | 1 | 45 |

| PUNT RETURNS | No. | Yds | Avg | TD | Long |
|-------------------|-----|-----|------|----|------|
| WILLIAMSON, Greg | 10 | 206 | 20.6 | 2 | 87 |
| WILLIAMS, Darnell | 10 | 59 | 5.9 | 0 | 23 |
| PARKER, David | 5 | 25 | 5.0 | 0 | 12 |

| KICK RETURNS | No. | Yds | Avg | TD | Long |
|----------------------|-----|-----|------|----|------|
| WILLIAMS, Darnell | 21 | 519 | 24.7 | 0 | 42 |
| HARRINGTON, Jermaine | 8 | 144 | 18.0 | 0 | 36 |
| McDONALD, Chris | 6 | 99 | 16.5 | 0 | 33 |
| JOSHEN, K. | 3 | 59 | 19.7 | 0 | 27 |




| TEAM STATISTICS | COASTAL | OPP | | | | |
|-----------------------------|-------------|--------------|-----|-----|----|-------|
| SCORING..... | 309 | 253 | | | | |
| Points Per Game..... | 28.1 | 23.0 | | | | |
| FIRST DOWNS..... | 177 | 191 | | | | |
| Rushing..... | 120 | 90 | | | | |
| Passing..... | 44 | 92 | | | | |
| Penalty..... | 13 | 9 | | | | |
| RUSHING YARDAGE..... | 2346 | 1604 | | | | |
| Yards gained rushing..... | 2639 | 1943 | | | | |
| Yards lost rushing..... | 293 | 339 | | | | |
| Rushing Attempts..... | 500 | 456 | | | | |
| Average Per Rush..... | 4.7 | 3.5 | | | | |
| Average Per Game..... | 213.3 | 145.8 | | | | |
| TDs Rushing..... | 34 | 15 | | | | |
| PASSING YARDAGE..... | 1003 | 1955 | | | | |
| Comp-Att-Int..... | 91-215-10 | 158-302-17 | | | | |
| Average Per Pass..... | 4.7 | 6.5 | | | | |
| Average Per Catch..... | 11.0 | 12.4 | | | | |
| Average Per Game..... | 91.2 | 177.7 | | | | |
| TDs Passing..... | 5 | 15 | | | | |
| TOTAL OFFENSE..... | 3349 | 3559 | | | | |
| Total Plays..... | 715 | 758 | | | | |
| Average Per Play..... | 4.7 | 4.7 | | | | |
| Average Per Game..... | 304.5 | 323.5 | | | | |
| KICK RETURNS: #Yards..... | 43-883 | 43-875 | | | | |
| PUNT RETURNS: #Yards..... | 27-296 | 35-235 | | | | |
| INT RETURNS: #Yards..... | 17-162 | 10-102 | | | | |
| KICK RETURN AVERAGE..... | 20.5 | 20.3 | | | | |
| PUNT RETURN AVERAGE..... | 11.0 | 6.7 | | | | |
| INT RETURN AVERAGE..... | 9.5 | 10.2 | | | | |
| FUMBLES-LOST..... | 21-12 | 30-17 | | | | |
| PENALTIES-Yards..... | 43-378 | 77-622 | | | | |
| Average Per Game..... | 34.4 | 56.5 | | | | |
| PUNTS-Yards..... | 69-2536 | 64-2369 | | | | |
| Average Per Punt..... | 36.8 | 37.0 | | | | |
| Net punt average..... | 32.2 | 30.5 | | | | |
| KICKOFFS-Yards..... | 58-3395 | 50-2912 | | | | |
| Average Per Kick..... | 58.5 | 58.2 | | | | |
| Net kick average..... | 50.3 | 39.4 | | | | |
| TIME OF POSSESSION/Game.... | 30:04 | 29:45 | | | | |
| 3RD-DOWN Conversions..... | 50/154 | 52/156 | | | | |
| 3rd-Down Pct..... | 32% | 33% | | | | |
| 4TH-DOWN Conversions..... | 11/18 | 10/19 | | | | |
| 4th-Down Pct..... | 61% | 53% | | | | |
| SACKS BY-Yards..... | 27-177 | 20-126 | | | | |
| MISC YARDS..... | 0 | 12 | | | | |
| TOUCHDOWNS SCORED..... | 42 | 33 | | | | |
| FIELD GOALS-ATTEMPTS..... | 6-11 | 8-9 | | | | |
| ON-SIDE KICKS..... | 1-1 | 1-2 | | | | |
| RED-ZONE SCORES..... | (31-37) 84% | (26-33) 79% | | | | |
| RED-ZONE TOUCHDOWNS..... | (28-37) 76% | (21-33) 64% | | | | |
| PAT-ATTEMPTS..... | (37-41) 90% | (27-27) 100% | | | | |
| ATTENDANCE..... | 33276 | 13375 | | | | |
| Games/Avg Per Game..... | 5/6655 | 6/2229 | | | | |
| SCORE BY QUARTERS | 1st | 2nd | 3rd | 4th | OT | Total |
| Coastal Carolina | 87 | 119 | 58 | 45 | 0 | 309 |
| Opponents | 31 | 71 | 68 | 83 | 0 | 253 |



2018 COASTAL CAROLINA FOOTBALL MEDIA GUIDE



BIG SOUTH CHAMPIONS



2004 SEASON

FINAL NATIONAL RANK: 24th (media) / 24th (coach)

| | | | | |
|----------------|---------|-------|-------|---------|
| RECORD: | OVERALL | HOME | AWAY | NEUTRAL |
| ALL GAMES | 10-1-0 | 7-0-0 | 3-1-0 | 0-0-0 |
| CONFERENCE | 4-0-0 | 2-0-0 | 2-0-0 | 0-0-0 |
| NON-CONFERENCE | 6-1-0 | 5-0-0 | 1-1-0 | 0-0-0 |

| DATE | OPPONENT | W/L | SCORE | ATTEND |
|------------|---------------------|-----|-------|--------|
| 09-04-04 | at Morehead State | W | 28-7 | 6314 |
| 09-11-04 | DAVIDSON | W | 31-24 | 6943 |
| 09-18-04 | at Newberry | L | 7-21 | 4278 |
| 09-25-04 | NORTH GREENVILLE | W | 58-7 | 6018 |
| 10-09-04 | CHARLESTON (WV) | W | 48-13 | 5245 |
| * 10-16-04 | at VMI | W | 21-14 | 6419 |
| * 10-23-04 | LIBERTY | W | 33-6 | 7439 |
| * 10-30-04 | at Gardner-Webb | W | 31-19 | 6486 |
| 11-06-04 | SAVANNAH STATE (HC) | W | 52-14 | 6611 |
| 11-13-04 | JACKSONVILLE | W | 48-23 | 4752 |
| * 11-20-04 | CHARLESTON SOUTHERN | W | 56-28 | 6492 |

* Big South Conference game

| TEAM STATISTICS | COASTAL | OPP |
|------------------------------|-------------|-------------|
| SCORING..... | 413 | 176 |
| Points Per Game..... | 37.5 | 16.0 |
| FIRST DOWNS..... | 211 | 193 |
| Rushing..... | 135 | 92 |
| Passing..... | 52 | 81 |
| Penalty..... | 24 | 20 |
| RUSHING YARDAGE..... | 3058 | 1541 |
| Yards gained rushing..... | 3281 | 1846 |
| Yards lost rushing..... | 223 | 305 |
| Rushing Attempts..... | 522 | 399 |
| Average Per Rush..... | 5.9 | 3.9 |
| Average Per Game..... | 278.0 | 140.1 |
| TDs Rushing..... | 40 | 9 |
| PASSING YARDAGE..... | 1325 | 1909 |
| Comp-Att-Int..... | 107-202-6 | 159-359-27 |
| Average Per Pass..... | 6.6 | 5.3 |
| Average Per Catch..... | 12.4 | 12.0 |
| Average Per Game..... | 120.5 | 173.5 |
| TDs Passing..... | 11 | 14 |
| TOTAL OFFENSE..... | 4383 | 3450 |
| Total Plays..... | 724 | 758 |
| Average Per Play..... | 6.1 | 4.6 |
| Average Per Game..... | 398.5 | 313.6 |
| KICK RETURNS: #-Yards..... | 29-629 | 59-1140 |
| PUNT RETURNS: #-Yards..... | 26-224 | 21-107 |
| INT RETURNS: #-Yards..... | 27-348 | 6-56 |
| KICK RETURN AVERAGE..... | 21.7 | 19.3 |
| PUNT RETURN AVERAGE..... | 8.6 | 5.1 |
| INT RETURN AVERAGE..... | 12.9 | 9.3 |
| FUMBLES-LOST..... | 22-10 | 21-11 |
| PENALTIES-Yards..... | 89-869 | 93-792 |
| Average Per Game..... | 79.0 | 72.0 |
| PUNTS-Yards..... | 51-1720 | 64-2150 |
| Average Per Punt..... | 33.7 | 33.6 |
| Net punt average..... | 30.8 | 27.9 |
| KICKOFFS-Yards..... | 74-4279 | 36-1914 |
| Average Per Kick..... | 57.8 | 53.2 |
| Net kick average..... | 53.4 | 33.5 |
| TIME OF POSSESSION/Game..... | 31:04 | 28:56 |
| 3RD-DOWN Conversions..... | 54/137 | 60/166 |
| 3rd-Down Pct..... | 39% | 36% |
| 4TH-DOWN Conversions..... | 5/10 | 9/24 |
| 4th-Down Pct..... | 50% | 38% |
| SACKS BY-Yards..... | 25-164 | 10-50 |
| MISC YARDS..... | 0 | 0 |
| TOUCHDOWNS SCORED..... | 55 | 24 |
| FIELD GOALS-ATTEMPTS..... | 10-15 | 3-7 |
| ON-SIDE KICKS..... | 3-3 | 1-2 |
| RED-ZONE SCORES..... | (43-51) 84% | (20-28) 71% |
| RED-ZONE TOUCHDOWNS..... | (35-51) 69% | (18-28) 64% |
| PAT-ATTEMPTS..... | (53-54) 98% | (19-21) 90% |
| ATTENDANCE..... | 43500 | 23497 |
| Games/Avg Per Game..... | 7/6214 | 4/5874 |

| SCORE BY QUARTERS | 1st | 2nd | 3rd | 4th | OT | Total |
|-------------------|-----|-----|-----|-----|----|-------|
| Coastal Carolina | 93 | 119 | 86 | 115 | 0 | 413 |
| Opponents | 46 | 37 | 31 | 62 | 0 | 176 |

| RUSHING | GP | Att | Gain | Loss | Net | Avg | TD | Lg | Avg/G |
|----------------------|----|-----|------|------|------|-------|----|----|-------|
| HALL, Patrick | 11 | 155 | 1143 | 36 | 1107 | 7.1 | 13 | 70 | 100.6 |
| PERKINS, Aundres | 10 | 100 | 554 | 22 | 532 | 5.3 | 12 | 41 | 53.2 |
| McKINNON, Ren | 7 | 24 | 352 | 35 | 317 | 13.2 | 4 | 59 | 45.3 |
| TOLBERT, Mike | 10 | 47 | 281 | 0 | 281 | 6.0 | 1 | 52 | 28.1 |
| THIGPEN, Tyler | 8 | 55 | 283 | 32 | 251 | 4.6 | 1 | 23 | 31.4 |
| ROBINSON, Carl | 8 | 54 | 260 | 16 | 244 | 4.5 | 1 | 36 | 30.5 |
| HAMPTON, Ben | 11 | 36 | 189 | 2 | 187 | 5.2 | 5 | 27 | 17.0 |
| McDONALD, Chris | 11 | 7 | 101 | 5 | 96 | 13.7 | 1 | 70 | 8.7 |
| HARRINGTON, Jermaine | 3 | 11 | 39 | 2 | 37 | 3.4 | 0 | 9 | 12.3 |
| ATKINS, Leonard | 11 | 6 | 29 | 1 | 28 | 4.7 | 1 | 12 | 2.5 |
| CARSON, Tim | 11 | 1 | 21 | 0 | 21 | 21.0 | 0 | 21 | 1.9 |
| HERRING, Josh | 5 | 4 | 18 | 0 | 18 | 4.5 | 0 | 8 | 3.6 |
| BAUER, Josh | 3 | 2 | 4 | 0 | 4 | 2.0 | 1 | 3 | 1.3 |
| WILLIAMS, Rob | 11 | 1 | 0 | 13 | -13 | -13.0 | 0 | 0 | -1.2 |
| CROUCH, Scott | 4 | 7 | 7 | 24 | -17 | -2.4 | 0 | 6 | -4.2 |

| PASSING | G | Effic | Cmp-Att-Int | Pct | Yds | TD | Lg | Avg/G |
|----------------|---|--------|-------------|------|------|----|----|-------|
| THIGPEN, Tyler | 8 | 114.60 | 78-158-4 | 49.4 | 1008 | 8 | 54 | 126.0 |
| McKINNON, Ren | 7 | 178.57 | 17-23-0 | 73.9 | 208 | 2 | 59 | 29.7 |
| CROUCH, Scott | 4 | 97.41 | 12-21-2 | 57.1 | 109 | 1 | 51 | 27.2 |

| RECEIVING | G | No. | Yds | Avg | TD | Long | Avg/G |
|---------------------|----|-----|-----|------|----|------|-------|
| SIMPSON, Jerome | 11 | 26 | 419 | 16.1 | 8 | 51 | 38.1 |
| NOBLE, Chris | 11 | 18 | 302 | 16.8 | 2 | 59 | 27.5 |
| PARKS, Perry | 11 | 16 | 184 | 11.5 | 1 | 40 | 16.7 |
| HALL, Patrick | 11 | 11 | 59 | 5.4 | 0 | 9 | 5.4 |
| WASHINGTON, Santini | 11 | 7 | 118 | 16.9 | 0 | 43 | 10.7 |
| JEFFCOAT, Brandon | 11 | 5 | 62 | 12.4 | 0 | 22 | 5.6 |
| PERKINS, Aundres | 10 | 5 | 18 | 3.6 | 0 | 8 | 1.8 |
| BURGESS, Rodney | 11 | 4 | 39 | 9.8 | 0 | 28 | 3.5 |
| FARLEY, Nathan | 11 | 3 | 49 | 16.3 | 0 | 27 | 4.5 |
| TOLBERT, Mike | 10 | 2 | 26 | 13.0 | 0 | 15 | 2.6 |

| | | | | | | | |
|-----------------|----|---|----|-----|---|----|-----|
| GREENE, Jon | 9 | 2 | 14 | 7.0 | 0 | 10 | 1.6 |
| McDONALD, Chris | 11 | 2 | 7 | 3.5 | 0 | 5 | 0.6 |
| RHINEHART, C.J. | 5 | 2 | 5 | 2.5 | 0 | 4 | 1.0 |
| LANDRUM, Justin | 9 | 1 | 9 | 9.0 | 0 | 9 | 1.0 |
| HAMPTON, Ben | 11 | 1 | 6 | 6.0 | 0 | 5 | 0.5 |
| CARSON, Tim | 11 | 1 | 5 | 5.0 | 0 | 5 | 0.5 |
| BARNES, Willie | 9 | 1 | 3 | 3.0 | 0 | 3 | 0.3 |

| FIELD GOALS | FGM-FGA | Pct | 01-19 | 20-29 | 30-39 | 40-49 | 50+ | Lg | Blk |
|-------------|---------|------|-------|-------|-------|-------|-----|----|-----|
| HOKE, Josh | 10-14 | 71.4 | 0-0 | 5-5 | 3-5 | 2-3 | 0-1 | 43 | 0 |

| PUNTING | No. | Yds | Avg | Long | TB | FC | I20 | Blkd |
|---------------|-----|------|------|------|----|----|-----|------|
| WILLIAMS, Rob | 51 | 1720 | 33.7 | 48 | 2 | 9 | 11 | 0 |

| SCORING | TD | FGs | PATs | | | | Pass | DXP | Saf | Pts |
|------------------|----|-------|-------|------|-----|-----|------|-----|-----|-----|
| | | | Kick | Rush | Rcv | Def | | | | |
| HOKE, Josh | 0 | 10-14 | 53-54 | 0-0 | 0-0 | 0 | 0 | 0 | 0 | 83 |
| HALL, Patrick | 13 | 0-0 | 0-0 | 0-0 | 0 | 0-0 | 0 | 0 | 0 | 78 |
| PERKINS, Aundres | 12 | 0-0 | 0-0 | 0-0 | 0 | 0-0 | 0 | 0 | 0 | 72 |
| SIMPSON, Jerome | 8 | 0-0 | 0-0 | 0-0 | 0 | 0-0 | 0 | 0 | 0 | 48 |
| HAMPTON, Ben | 5 | 0-0 | 0-0 | 0-0 | 0 | 0-0 | 0 | 0 | 0 | 30 |
| McKINNON, Ren | 4 | 0-0 | 0-0 | 0-0 | 0 | 0-0 | 0 | 0 | 0 | 24 |
| NOBLE, Chris | 2 | 0-0 | 0-0 | 0-0 | 0 | 0-0 | 0 | 0 | 0 | 12 |
| CARR, Brandon | 1 | 0-0 | 0-0 | 0-0 | 0 | 0-0 | 0 | 0 | 0 | 6 |
| GAINES, Shaun | 1 | 0-0 | 0-0 | 0-0 | 0 | 0-0 | 0 | 0 | 0 | 6 |
| ALLEN, Chris | 1 | 0-0 | 0-0 | 0-0 | 0 | 0-0 | 0 | 0 | 0 | 6 |
| THIGPEN, Tyler | 1 | 0-0 | 0-0 | 0-1 | 0 | 0-0 | 0 | 0 | 0 | 6 |
| ATKINS, Leonard | 1 | 0-0 | 0-0 | 0-0 | 0 | 0-0 | 0 | 0 | 0 | 6 |
| PARKS, Perry | 1 | 0-0 | 0-0 | 0-0 | 0 | 0-0 | 0 | 0 | 0 | 6 |
| McDONALD, Chris | 1 | 0-0 | 0-0 | 0-0 | 0 | 0-0 | 0 | 0 | 0 | 6 |
| TOLBERT, Mike | 1 | 0-0 | 0-0 | 0-0 | 0 | 0-0 | 0 | 0 | 0 | 6 |
| BAUER, Josh | 1 | 0-0 | 0-0 | 0-0 | 0 | 0-0 | 0 | 0 | 0 | 6 |
| HARPER, Sam | 1 | 0-0 | 0-0 | 0-0 | 0 | 0-0 | 0 | 0 | 0 | 6 |
| ROBINSON, Carl | 1 | 0-0 | 0-0 | 0-0 | 0 | 0-0 | 0 | 0 | 0 | 6 |

| INTERCEPTIONS | No. | Yds | Avg | TD | Long |
|-------------------|-----|-----|------|----|------|
| TEAL, Quinton | 6 | 19 | 3.2 | 0 | 10 |
| WILLIAMSON, Greg | 4 | 92 | 23.0 | 0 | 56 |
| MYERS, Dewitt | 3 | 3 | 1.0 | 0 | 3 |
| NORMAN, Marrio | 3 | 0 | 0.0 | 0 | 0 |
| LEATH, Jamar | 2 | 67 | 33.5 | 0 | 36 |
| BUCHANAN, Rashiek | 2 | 25 | 12.5 | 0 | 25 |
| CARR, Brandon | 2 | 56 | 28.0 | 1 | 56 |
| GAINES, Shaun | 2 | 51 | 25.5 | 1 | 51 |
| GEIGER, Sergio | 1 | 2 | 2.0 | 0 | 1 |
| SIMPSON, Maurice | 1 | 18 | 18.0 | 0 | 18 |
| BROCHU, James | 1 | 15 | 15.0 | 0 | 15 |

| PUNT RETURNS | No. | Yds | Avg | TD | Long |
|-------------------|-----|-----|------|----|------|
| PARKER, David | 19 | 144 | 7.6 | 0 | 29 |
| WILLIAMSON, Greg | 3 | 28 | 9.3 | 0 | 13 |
| WILLIAMS, Darnell | 2 | 42 | 21.0 | 0 | 24 |
| CANNON, Braden | 1 | 10 | 10.0 | 0 | 0 |
| BUCHANAN, Rashiek | 1 | 0 | 0.0 | 0 | 0 |

| KICK RETURNS | No. | Yds | Avg | TD | Long |
|---------------------|-----|-----|------|----|------|
| PARKER, David | 10 | 214 | 21.4 | 0 | 82 |
| McDONALD, Chris | 7 | 131 | 18.7 | 0 | 29 |
| FARLEY, Nathan | 4 | 75 | 18.8 | 0 | 24 |
| WILLIAMS, Darnell | 4 | 72 | 18.0 | 0 | 22 |
| NORMAN, Marrio | 2 | 63 | 31.5 | 0 | 32 |
| WASHINGTON, Santini | 1 | 45 | 45.0 | 0 | 45 |
| STEELE, Anthony | 1 | 29 | 29.0 | 0 | 29 |

| DEFENSIVE LEADERS | GP | Tackles | | | TFL/Yds | Sacks | Pass Def | | | Fumbles | Blkd | Saf |
|--------------------------|-------|---------|-----|-------|---------|--------|----------|------|-----|---------|------|-----|
| | | Solo | Ast | Total | | | Int-Yds | BrUp | OBH | | | |
| 33 SIMPKINS, Maurice | 11-11 | 35 | 43 | 78 | 8.0-33 | 4.5-24 | 1-18 | 1 | 2 | . | . | . |
| 34 LEATH, Jamar | 9-6 | 17 | 35 | 52 | 0.5-1 | . | 2-67 | 1 | 2 | . | . | . |
| 52 McIVER, Kelvin | 11-10 | 22 | 29 | 51 | 12.0-63 | 7.0-53 | . | . | 3 | 1-0 | 1 | . |
| 7 TEAL, Quinton | 11-11 | 26 | 24 | 50 | 2.0-5 | . | 6-19 | 12 | . | . | . | . |
| 22 GAINES, Shaun | 11-8 | 15 | 33 | 48 | 3.0-10 | 1.0-7 | 2-51 | 4 | 1 | . | . | . |
| 8 WILLIAMSON, Greg | 11-10 | 22 | 23 | 45 | 3.0-8 | . | 4-92 | 9 | . | 1-0 | . | . |
| 91 HARPER, Sam | 11-11 | 11 | 34 | 45 | 4.5-23 | 3.5-21 | . | . | 1 | 4-19 | . | . |
| 24 BROCHU, James | 11-2 | 13 | 27 | 40 | 3.5-18 | 1.0-13 | 1-15 | 1 | . | 1-0 | . | . |
| 26 NORMAN, Marrio | 9-8 | 21 | 15 | 36 | 1.0-1 | . | 3-0 | 7 | . | . | . | . |
| 35 STEELE, Anthony | 9-1 | 12 | 18 | 30 | 3.5-11 | . | . | . | 1 | . | . | . |
| 51 LOWERY, Ryan | 11-8 | 7 | 23 | 30 | 0.5-0 | . | . | . | 2 | . | . | . |
| 5 MYERS, Dewitt | 9-7 | 13 | 14 | 27 | . | . | 3-3 | 5 | . | . | . | . |
| 28 CAIN, Travis | 7-2 | 10 | 16 | 26 | . | . | . | . | . | . | . | . |
| 57 MIDDLETON, Ro-Derrick | 10-3 | 5 | 21 | 26 | 2.5-7 | 2.0-6 | . | 1 | 2 | 1-0 | . | . |
| 58 CHAMBERS, Kenneth | 10-3 | 8 | 17 | 25 | 3.0-18 | 2.0-16 | . | . | 2 | . | 1 | . |
| 38 SIMMONS, Zori | 10-0 | 7 | 16 | 23 | . | . | . | . | 1 | 1-0 | . | . |
| 6 BUCHANAN, Rashiek | 11-5 | 10 | 12 | 22 | . | . | 2-25 | 3 | . | 1-0 | . | . |
| 31 FEATHERSTONE, Anthony | 7-0 | 10 | 12 | 22 | 1.5-6 | . | . | . | 1 | . | . | . |
| 92 GRADY, Adrian | 7-6 | 8 | 13 | 21 | 4.5-19 | 2.5-16 | . | . | 1 | 7 | . | . |
| 13 GEIGER, Sergio | 11-1 | 10 | 10 | 20 | 1.0-4 | . | 1-2 | 2 | . | 1-0 | . | . |
| 29 ALLEN, Chris | 11-0 | 5 | 12 | 17 | 1.0-1 | . | . | . | . | 0-13 | . | 1 |
| 90 WILLIAMS, Tony | 11-4 | 3 | 10 | 13 | 1.5-7 | 1.0-7 | . | . | 2 | . | . | . |
| 20 CARR, Brandon | 10-3 | 9 | 3 | 12 | . | . | 2-56 | . | . | . | . | . |
| 94 JONES, Aaron | 8-0 | . | 7 | 7 | 1.0-1 | 0.5-1 | . | . | 1 | . | . | . |



2018 COASTAL CAROLINA FOOTBALL MEDIA GUIDE



BIG SOUTH CHAMPIONS

2005 SEASON

FINAL NATIONAL RANK: 23rd (coach)/24th (media)

| | | | | |
|----------------|---------|-------|-------|---------|
| RECORD: | OVERALL | HOME | AWAY | NEUTRAL |
| ALL GAMES | 9-2-0 | 5-0-0 | 4-2-0 | 0-0-0 |
| CONFERENCE | 3-1-0 | 2-0-0 | 1-1-0 | 0-0-0 |
| NON-CONFERENCE | 6-1-0 | 3-0-0 | 3-1-0 | 0-0-0 |

| DATE | OPPONENT | W/L | SCORE | ATTEND |
|------------|------------------------------|-----|-------|--------|
| 09-03-05 | at Elon | W | 17-10 | 7462 |
| 09-10-05 | #1 JAMES MADISON | W | 31-27 | 8533 |
| 09-17-05 | at Appalachian State | L | 3-30 | 23267 |
| 09-24-05 | DELAWARE STATE | W | 24-6 | 8267 |
| 10-01-05 | at #17 South Carolina State | W | 24-23 | 18902 |
| * 10-15-05 | GARDNER-WEBB (OT) | W | 34-31 | 6024 |
| * 10-22-05 | at Liberty (3OT) | W | 27-21 | 2815 |
| * 10-29-05 | VMI (HC) | W | 38-14 | 7218 |
| 11-05-05 | at Savannah State | W | 42-16 | 3237 |
| 11-12-05 | MANSFIELD | W | 71-8 | 6592 |
| * 11-19-05 | at Charleston Southern (2OT) | L | 27-34 | 3781 |

* Big South Conference game

| RUSHING | GP | Att | Gain | Loss | Net | Avg | TD | Lg | Avg/G |
|---------------------|----|-----|------|------|-----|-------|----|----|-------|
| HALL, Patrick | 11 | 134 | 648 | 45 | 603 | 4.5 | 2 | 41 | 54.8 |
| THIGPEN, Tyler | 11 | 96 | 540 | 91 | 449 | 4.7 | 4 | 77 | 40.8 |
| PERKINS, Aundres | 11 | 68 | 359 | 10 | 349 | 5.1 | 12 | 46 | 31.7 |
| FORDHAM, Jamie | 10 | 73 | 335 | 22 | 313 | 4.3 | 2 | 22 | 31.3 |
| TOLBERT, Mike | 11 | 49 | 210 | 8 | 202 | 4.1 | 4 | 16 | 18.4 |
| SITTON, Arthur | 8 | 32 | 176 | 11 | 165 | 5.2 | 1 | 40 | 20.6 |
| ROBINSON, Carl | 4 | 7 | 71 | 0 | 71 | 10.1 | 1 | 28 | 17.8 |
| MCDONALD, Chris | 9 | 5 | 50 | 1 | 49 | 9.8 | 1 | 17 | 5.4 |
| HAMPTON, Ben | 3 | 6 | 24 | 0 | 24 | 4.0 | 0 | 8 | 8.0 |
| BROWN, Chris | 1 | 4 | 21 | 0 | 21 | 5.2 | 0 | 6 | 21.0 |
| FRASER, Tommy | 10 | 5 | 22 | 1 | 21 | 4.2 | 1 | 18 | 2.1 |
| BROCK, Louie | 6 | 1 | 5 | 0 | 5 | 5.0 | 0 | 5 | 0.8 |
| RICHARDSON, William | 2 | 6 | 15 | 12 | 3 | 0.5 | 0 | 7 | 1.5 |
| CLARDY, Russ | 1 | 1 | 0 | 0 | 0 | 0.0 | 0 | 0 | 0.0 |
| SIMPSON, Jerome | 11 | 2 | 5 | 34 | -29 | -14.5 | 0 | 5 | -2.6 |

| PASSING | G | Effic | Cmp-Att-Int | Pct | Yds | TD | Lg | Avg/G |
|---------------------|----|--------|-------------|------|------|----|----|-------|
| THIGPEN, Tyler | 11 | 118.20 | 133-246-6 | 54.1 | 1589 | 11 | 60 | 144.5 |
| RICHARDSON, William | 2 | 111.03 | 15-29-1 | 51.7 | 150 | 2 | 24 | 75.0 |

| RECEIVING | G | No. | Yds | Avg | TD | Long | Avg/G |
|---------------------|----|-----|-----|------|----|------|-------|
| SIMPSON, Jerome | 11 | 33 | 527 | 16.0 | 9 | 60 | 47.9 |
| NOBLE, Chris | 11 | 23 | 258 | 11.2 | 1 | 26 | 23.5 |
| WASHINGTON, Santini | 11 | 15 | 144 | 9.6 | 0 | 55 | 13.1 |
| FARLEY, Nathan | 9 | 13 | 217 | 16.7 | 0 | 41 | 24.1 |
| BURGESS, Rodney | 8 | 11 | 147 | 13.4 | 1 | 23 | 18.4 |
| HALL, Patrick | 11 | 9 | 45 | 5.0 | 0 | 14 | 4.1 |
| CARSON, Tim | 11 | 8 | 90 | 11.2 | 1 | 24 | 8.2 |
| PARKS, Perry | 9 | 5 | 71 | 14.2 | 1 | 25 | 7.9 |
| FRANKLIN, Anthony | 11 | 5 | 27 | 5.4 | 0 | 7 | 2.5 |
| PERKINS, Aundres | 11 | 5 | 16 | 3.2 | 0 | 9 | 1.5 |
| WILLIAMS, Darnell | 7 | 4 | 65 | 16.2 | 0 | 43 | 9.3 |
| GREENE, Jon | 11 | 3 | 21 | 7.0 | 0 | 13 | 1.9 |
| TOLBERT, Mike | 11 | 3 | 20 | 6.7 | 0 | 17 | 1.8 |

| DEFENSIVE LEADERS | GP | Tackles | | | TFL/Yds | Sacks | Pass Def | | | Fumbles | Blkd | | |
|--------------------------|----|---------|------|-------|---------|--------|----------|------|-----|---------|------|---------|----|
| | | Solo | Asst | Total | | | Int-Yds | BrUp | QBH | | | Rcv-Yds | FF |
| 34 LEATH, Jamar | 11 | 31 | 77 | 108 | 9.5-23 | 3.0-12 | 1-3 | . | 1 | 1-18 | 3 | . | . |
| 33 SIMPKINS, Maurice | 11 | 48 | 43 | 91 | 10.0-50 | 4.0-26 | 2-4 | 2 | 3 | 2-0 | 1 | . | . |
| 7 TEAL, Quinton | 11 | 38 | 28 | 66 | 2.5-14 | . | 5-76 | 7 | 1 | . | 2 | . | . |
| 35 STEELE, Anthony | 10 | 21 | 34 | 55 | 3.0-9 | . | 1-0 | . | 2 | 1-24 | . | . | . |
| 52 McIVER, Kelvin | 11 | 23 | 32 | 55 | 9.0-28 | 0.5-5 | . | . | 5 | . | 1 | . | . |
| 92 GRADY, Adrain | 11 | 17 | 31 | 48 | 12.5-58 | 3.5-27 | . | 1 | 4 | . | . | . | . |
| 29 ALLEN, Chris | 11 | 19 | 21 | 40 | 1.0-1 | . | 2-5 | . | . | . | 1 | . | . |
| 58 CHAMBERS, Kenneth | 11 | 9 | 23 | 32 | 0.5-1 | . | . | . | 2 | . | . | . | . |
| 22 GAINES, Shaun | 9 | 8 | 23 | 31 | 1.0-12 | 1.0-12 | . | . | . | . | . | . | . |
| 91 HARPER, Sam | 9 | 6 | 24 | 30 | 4.5-10 | . | . | . | 5 | . | . | . | . |
| 13 GEIGER, Sergio | 11 | 17 | 13 | 30 | . | . | 2-3 | 2 | . | 1-0 | . | . | . |
| 26 REESE, Whitmin | 11 | 17 | 13 | 30 | 3.5-12 | . | . | 5 | . | . | . | . | . |
| 5 MYERS, Dewitt | 9 | 14 | 11 | 25 | 1.0-1 | . | 1-0 | 4 | . | . | . | . | . |
| 24 BROCHU, James | 11 | 11 | 13 | 24 | 1.5-7 | 1.0-7 | . | 2 | . | . | 1 | 1 | . |
| 97 JENNINGS, Warren | 11 | 10 | 12 | 22 | 5.0-34 | 4.0-28 | . | . | . | 2-0 | . | . | . |
| 8 WILLIAMSON, Travis | 10 | 7 | 11 | 18 | 0.5-2 | . | 2-23 | 1 | . | . | . | . | . |
| 57 MIDDLETON, Ro-Derrick | 10 | 6 | 12 | 18 | 4.0-24 | 3.0-24 | . | . | 1 | . | . | . | . |
| 99 WALKER, Chris | 11 | 7 | 8 | 15 | 1.5-4 | . | . | . | 1 | . | . | . | . |
| 20 CARR, Brandon | 8 | 6 | 9 | 15 | 2.0-5 | . | . | . | . | . | . | . | . |
| 37 ROUSEY, Brian | 11 | 7 | 6 | 13 | 1.0-1 | . | . | . | . | . | 2 | . | . |
| 55 RICE, D.J. | 10 | 4 | 8 | 12 | 0.5-0 | . | . | . | . | . | . | . | . |
| 28 CAIN, Travis | 8 | 1 | 10 | 11 | 0.5-1 | . | . | . | . | 1-0 | . | . | . |
| 18 LUNDY, Sean | 3 | 6 | 5 | 11 | 1.0-1 | . | 1-0 | 1 | . | . | . | . | . |
| 98 STEVENSON, Josh | 7 | 6 | 3 | 9 | 3.0-4 | . | . | . | 1 | . | . | . | . |
| 51 LOWERY, Ryan | 9 | 3 | 5 | 8 | 1.0-1 | . | . | . | . | . | . | . | . |
| 38 SIMMONS, Zori | 8 | 2 | 5 | 7 | 1.5-11 | 1.0-10 | . | . | . | . | . | . | . |
| 96 DONLEY, Clarence | 9 | 2 | 4 | 6 | 1.0-7 | 1.0-7 | . | . | . | . | . | . | . |
| 31 FEATHERSTONE, Anthony | 4 | 4 | 2 | 6 | 1.0-1 | . | . | . | . | . | 1 | . | . |
| 90 WILLIAMS, Tony | 5 | 2 | 2 | 4 | . | . | . | . | . | . | . | . | . |

| | | | | | | | |
|------------------|----|---|----|------|---|----|------|
| FORDHAM, Jamie | 10 | 3 | 2 | 0.7 | 0 | 6 | 0.2 |
| SITTON, Arthur | 8 | 2 | 7 | 3.5 | 0 | 4 | 0.9 |
| DAVIS, Darryl | 1 | 1 | 21 | 21.0 | 0 | 21 | 21.0 |
| McKINNON, Ren | 10 | 1 | 17 | 17.0 | 0 | 17 | 1.7 |
| BARNES, Willie | 9 | 1 | 12 | 12.0 | 0 | 12 | 1.3 |
| DANNELLY, Travis | 1 | 1 | 12 | 12.0 | 0 | 12 | 12.0 |
| ROBINSON, Carl | 4 | 1 | 12 | 12.0 | 0 | 12 | 3.0 |
| CANNON, Braden | 11 | 1 | 8 | 8.0 | 0 | 8 | 0.7 |

| FIELD GOALS | FGM-FGA | Pct | 01-19 | 20-29 | 30-39 | 40-49 | 50+ | Lg | Blk |
|-------------|---------|------|-------|-------|-------|-------|-----|----|-----|
| HOKE, Josh | 14-22 | 63.6 | 0-0 | 6-7 | 5-8 | 3-5 | 0-2 | 49 | 3 |

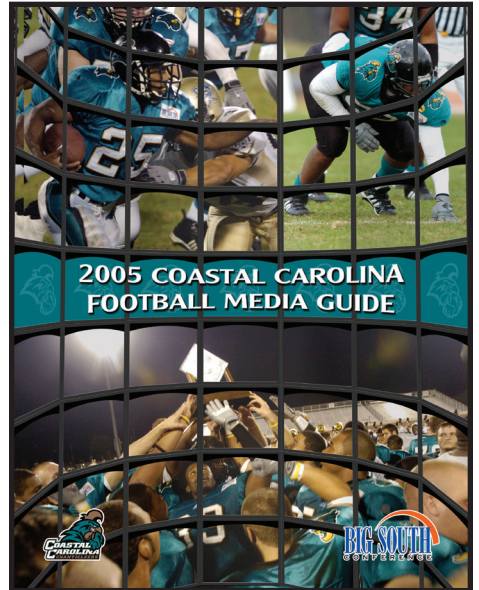
| PUNTING | No. | Yds | Avg | Long | TB | FC | I20 | Blkd |
|---------------|-----|------|------|------|----|----|-----|------|
| WILLIAMS, Rob | 50 | 1803 | 36.1 | 58 | 2 | 15 | 8 | 0 |
| HOKE, Josh | 2 | 64 | 32.0 | 36 | 2 | 0 | 0 | 0 |

| SCORING | TD | FGs | PATs | | | | | Saf | Pts | |
|------------------|----|-------|-------|------|-----|------|-----|-----|-----|----|
| | | | Kick | Rush | Rcv | Pass | DXP | | | |
| HOKE, Josh | 0 | 14-22 | 38-38 | 0-0 | 0 | 0-0 | 0 | 0 | 0 | 80 |
| PERKINS, Aundres | 12 | 0-0 | 0-0 | 0-0 | 1 | 0-0 | 0 | 0 | 74 | |
| SIMPSON, Jerome | 9 | 0-0 | 0-0 | 0-0 | 0 | 0-0 | 0 | 0 | 54 | |
| THIGPEN, Tyler | 4 | 0-0 | 0-0 | 0-0 | 1 | 2-3 | 0 | 0 | 26 | |
| TOLBERT, Mike | 4 | 0-0 | 0-0 | 0-0 | 0 | 0-0 | 0 | 0 | 24 | |
| FORDHAM, Jamie | 2 | 0-0 | 0-0 | 0-0 | 0 | 0-0 | 0 | 0 | 12 | |
| HALL, Patrick | 2 | 0-0 | 0-0 | 0-0 | 0 | 0-0 | 0 | 0 | 12 | |
| BURGESS, Rodney | 1 | 0-0 | 0-0 | 0-0 | 1 | 0-0 | 0 | 0 | 8 | |
| CARSON, Tim | 1 | 0-0 | 0-0 | 0-0 | 0 | 0-0 | 0 | 0 | 6 | |
| MCDONALD, Chris | 1 | 0-0 | 0-0 | 0-0 | 0 | 0-0 | 0 | 0 | 6 | |
| ROBINSON, Carl | 1 | 0-0 | 0-0 | 0-0 | 0 | 0-0 | 0 | 0 | 6 | |
| STEELE, Anthony | 1 | 0-0 | 0-0 | 0-0 | 0 | 0-0 | 0 | 0 | 6 | |
| SITTON, Arthur | 1 | 0-0 | 0-0 | 0-0 | 0 | 0-0 | 0 | 0 | 6 | |
| NOBLE, Chris | 1 | 0-0 | 0-0 | 0-0 | 0 | 0-0 | 0 | 0 | 6 | |
| FRASER, Tommy | 1 | 0-0 | 0-0 | 0-0 | 0 | 0-0 | 0 | 0 | 6 | |
| PARKS, Perry | 1 | 0-0 | 0-0 | 0-0 | 0 | 0-0 | 0 | 0 | 6 | |
| WILLIAMS, Rob | 0 | 0-0 | 0-0 | 0-0 | 0 | 1-1 | 0 | 0 | 0 | |

| INTERCEPTIONS | No. | Yds | Avg | TD | Long |
|--------------------|-----|-----|------|----|------|
| TEAL, Quinton | 5 | 76 | 15.2 | 0 | 74 |
| WILLIAMSON, Travis | 2 | 23 | 11.5 | 0 | 17 |
| GEIGER, Sergio | 2 | 3 | 1.5 | 0 | 3 |
| SIMPKINS, Maurice | 2 | 4 | 2.0 | 0 | 4 |
| ALLEN, Chris | 2 | 5 | 2.5 | 0 | 5 |
| LUNDY, Sean | 1 | 0 | 0.0 | 0 | 0 |
| LEATH, Jamar | 1 | 3 | 3.0 | 0 | 3 |

| PUNT RETURNS | No. | Yds | Avg | TD | Long |
|-------------------|-----|-----|------|----|------|
| PARKER, David | 18 | 176 | 9.8 | 0 | 32 |
| GREENE, Jon | 5 | 20 | 4.0 | 0 | 11 |
| WILLIAMS, Darnell | 1 | 0 | 0.0 | 0 | 0 |
| BROCHU, James | 1 | 14 | 14.0 | 0 | 0 |
| MCDONALD, Chris | 1 | 10 | 10.0 | 0 | 10 |
| ROUSEY, Brian | 0 | 12 | 0.0 | 0 | 12 |

| KICK RETURNS | No. | Yds | Avg | TD | Long |
|---------------------|-----|-----|------|----|------|
| McKINNON, Ren | 16 | 386 | 24.1 | 0 | 38 |
| PARKER, David | 8 | 179 | 22.4 | 0 | 56 |
| WASHINGTON, Santini | 3 | 52 | 17.3 | 0 | 25 |
| WILLIAMS, Darnell | 2 | 37 | 18.5 | 0 | 22 |
| FRASER, Tommy | 2 | 24 | 12.0 | 0 | 13 |
| MCDONALD, Chris | 2 | 33 | 16.5 | 0 | 29 |
| TOLBERT, Mike | 1 | 17 | 17.0 | 0 | 17 |
| FARLEY, Nathan | 1 | 20 | 20.0 | 0 | 20 |
| USHER, Trent | 1 | 9 | 9.0 | 0 | 9 |



2005 COASTAL CAROLINA FOOTBALL MEDIA GUIDE


| TEAM STATISTICS | COASTAL | OPP |
|-------------------------|-------------|-------------|
| SCORING | 338 | 220 |
| Points Per Game | 30.7 | 20.0 |
| FIRST DOWNS | 212 | 201 |
| Rushing | 122 | 96 |
| Passing | 77 | 89 |
| Penalty | 13 | 16 |
| RUSHING YARDAGE | 2228 | 1598 |
| Yards gained rushing | 2481 | 1923 |
| Yards lost rushing | 253 | 325 |
| Rushing Attempts | 494 | 447 |
| Average Per Rush | 4.5 | 3.6 |
| Average Per Game | 202.5 | 145.3 |
| TDs Rushing | 28 | 19 |
| PASSING YARDAGE | 1739 | 2114 |
| Comp-Att-Int | 148-275-7 | 195-333-17 |
| Average Per Pass | 6.3 | 6.3 |
| Average Per Catch | 11.8 | 10.8 |
| Average Per Game | 158.1 | 192.2 |
| TDs Passing | 13 | 8 |
| TOTAL OFFENSE | 3967 | 3712 |
| Total Plays | 769 | 780 |
| Average Per Play | 5.2 | 4.8 |
| Average Per Game | 360.6 | 337.5 |
| KICK RETURNS: #-Yards | 38-758 | 31-548 |
| PUNT RETURNS: #-Yards | 26-232 | 19-163 |
| INT RETURNS: #-Yards | 17-114 | 7-128 |
| KICK RETURN AVERAGE | 19.9 | 17.7 |
| PUNT RETURN AVERAGE | 8.9 | 8.6 |
| INT RETURN AVERAGE | 6.7 | 18.3 |
| FUMBLES-LOST | 20-15 | 17-9 |
| PENALTIES-Yards | 76-647 | 99-805 |
| Average Per Game | 58.8 | 73.2 |
| PUNTS-Yards | 52-1867 | 58-2242 |
| Average Per Punt | 35.9 | 38.7 |
| Net punt average | 31.2 | 33.6 |
| KICKOFFS-Yards | 61-3654 | 43-2336 |
| Average Per Kick | 59.9 | 54.3 |
| Net kick average | 48.0 | 35.8 |
| TIME OF POSSESSION/Game | 31:03 | 33:02 |
| 3RD-DOWN Conversions | 64/162 | 56/168 |
| 3rd-Down Pct | 40% | 33% |
| 4TH-DOWN Conversions | 11/19 | 12/23 |
| 4th-Down Pct | 58% | 52% |
| SACKS BY-Yards | 23-159 | 13-62 |
| MISC YARDS | -3 | 5 |
| TOUCHDOWNS SCORED | 42 | 28 |
| FIELD GOALS-ATTEMPTS | 14-22 | 9-18 |
| ON-SIDE KICKS | 0-0 | 1-2 |
| RED-ZONE SCORES | (43-50) 86% | (27-39) 69% |



2018 COASTAL CAROLINA FOOTBALL MEDIA GUIDE



BIG SOUTH CHAMPIONS - NCAA PLAYOFFS



2006 SEASON

FINAL NATIONAL RANK: 14th (media)/15th (coach)

| | | | | |
|----------------|---------|-------|-------|---------|
| RECORD: | OVERALL | HOME | AWAY | NEUTRAL |
| ALL GAMES | 9-3-0 | 5-1-0 | 4-2-0 | 0-0-0 |
| CONFERENCE | 4-0-0 | 2-0-0 | 2-0-0 | 0-0-0 |
| NON-CONFERENCE | 5-3-0 | 3-1-0 | 2-2-0 | 0-0-0 |

| DATE | OPPONENT | W/L | SCORE | ATTEND |
|------------|-------------------------|-----|-------|--------|
| 09-02-06 | ELON | L | 20-23 | 8169 |
| 09-09-06 | at Wofford | W | 41-38 | 6493 |
| 09-16-06 | at #24 Georgia Southern | L | 21-38 | 17303 |
| 09-23-06 | SOUTH CAROLINA STATE | W | 33-14 | 9287 |
| 09-30-06 | at Winston-Salem State | W | 31-12 | 4701 |
| 10-07-06 | #3 FURMAN | W | 29-27 | 10013 |
| * 10-14-06 | at VMI | W | 31-27 | 7810 |
| * 10-28-06 | LIBERTY | W | 28-26 | 6964 |
| 11-04-06 | SAVANNAH STATE (HC) | W | 66-6 | 6703 |
| * 11-11-06 | at Gardner-Webb | W | 52-24 | 3250 |
| * 11-18-06 | CHARLESTON SOUTHERN | W | 31-17 | 7669 |
| ^ 11-25-06 | at #1 Appalachian State | L | 28-45 | 16223 |

* Big South Conference game
^ NCAA Division I FCS Championship

| RUSHING | GP | Att | Gain | Loss | Net | Avg | TD | Lg | Avg/G |
|---------------------|----|-----|------|------|-----|------|----|----|-------|
| THIGPEN, Tyler | 12 | 113 | 780 | 124 | 656 | 5.8 | 5 | 76 | 54.7 |
| PERKINS, Aundres | 12 | 116 | 631 | 32 | 599 | 5.2 | 8 | 58 | 49.9 |
| TOLBERT, Mike | 11 | 70 | 448 | 9 | 439 | 6.3 | 7 | 80 | 39.9 |
| FORDHAM, Jamie | 8 | 30 | 182 | 12 | 170 | 5.7 | 0 | 29 | 21.2 |
| FRASER, Tommy | 10 | 22 | 97 | 0 | 97 | 4.4 | 0 | 13 | 9.7 |
| SITTON, Arthur | 7 | 23 | 89 | 11 | 78 | 3.4 | 1 | 14 | 11.1 |
| GAUSE, Racheed | 6 | 20 | 63 | 16 | 47 | 2.3 | 0 | 13 | 7.8 |
| STARR, Vince | 3 | 7 | 34 | 0 | 34 | 4.9 | 0 | 11 | 11.3 |
| RICHARDSON, William | 2 | 5 | 20 | 0 | 20 | 4.0 | 1 | 8 | 10.0 |
| HAMPTON, Ben | 11 | 6 | 21 | 1 | 20 | 3.3 | 0 | 9 | 1.8 |
| USHER, Trent | 2 | 7 | 20 | 2 | 18 | 2.6 | 1 | 5 | 9.0 |
| WILLIAMS, Rob | 11 | 1 | 13 | 0 | 13 | 13.0 | 0 | 13 | 1.2 |
| ANDERSON, Jamar | 8 | 1 | 4 | 0 | 4 | 4.0 | 0 | 4 | 0.5 |
| SMILEY, Curtis | 2 | 3 | 5 | 1 | 4 | 1.3 | 0 | 5 | 2.0 |
| BROWN, C | 1 | 3 | 3 | 0 | 3 | 1.0 | 0 | 3 | 3.0 |
| TEAM | 6 | 6 | 0 | 6 | -6 | -1.0 | 0 | 0 | -1.0 |
| SIMPSON, Jerome | 12 | 1 | 0 | 8 | -8 | -8.0 | 0 | 0 | -0.7 |

| PASSING | G | Effic | Cmp-Att-Int | Pct | Yds | TD | Lg | Avg/G |
|---------------------|----|--------|-------------|-------|------|----|----|-------|
| THIGPEN, Tyler | 12 | 167.42 | 217-339-11 | 64.0 | 3296 | 29 | 80 | 274.7 |
| RICHARDSON, William | 2 | 228.70 | 5-8-0 | 62.5 | 119 | 1 | 58 | 59.5 |
| CARSON, Tim | 12 | 217.60 | 1-1-0 | 100.0 | 14 | 0 | 14 | 1.2 |

| RECEIVING | G | No. | Yds | Avg | TD | Long | Avg/G |
|---------------------|----|-----|------|------|----|------|-------|
| SIMPSON, Jerome | 12 | 61 | 1077 | 17.7 | 16 | 66 | 89.8 |
| WASHINGTON, Santini | 12 | 28 | 457 | 16.3 | 3 | 80 | 38.1 |
| NOBLE, Chris | 12 | 27 | 410 | 15.2 | 1 | 45 | 34.2 |
| PERKINS, Aundres | 12 | 25 | 317 | 12.7 | 1 | 32 | 26.4 |
| PARKS, Perry | 12 | 20 | 262 | 13.1 | 3 | 41 | 21.8 |
| BURGESS, Rodney | 12 | 18 | 300 | 16.7 | 2 | 44 | 25.0 |
| TOLBERT, Mike | 11 | 14 | 187 | 13.4 | 1 | 45 | 17.0 |
| ANDERSON, Jamar | 8 | 9 | 151 | 16.8 | 1 | 58 | 18.9 |
| CARSON, Tim | 12 | 5 | 60 | 12.0 | 1 | 20 | 5.0 |
| FRANKLIN, Anthony | 12 | 4 | 44 | 11.0 | 1 | 15 | 3.7 |
| FORDHAM, Jamie | 8 | 4 | 37 | 9.2 | 0 | 18 | 4.6 |

| | | | | | | | |
|------------------|----|---|----|------|---|----|-----|
| FAMBROUGH, Scott | 11 | 3 | 33 | 11.0 | 0 | 15 | 3.0 |
| GREENE, Jon | 9 | 2 | 59 | 29.5 | 0 | 50 | 6.6 |
| SITTON, Arthur | 7 | 2 | 16 | 8.0 | 0 | 15 | 2.3 |
| GAUSE, Racheed | 6 | 1 | 19 | 19.0 | 0 | 19 | 3.2 |

| FIELD GOALS | FGM-FGA | Pct | 01-19 | 20-29 | 30-39 | 40-49 | 50+ | Lg | Blk |
|-------------|---------|------|-------|-------|-------|-------|-----|----|-----|
| HOKE, Josh | 10-17 | 58.8 | 0-0 | 7-8 | 3-8 | 0-1 | 0-0 | 37 | 2 |

| PUNTING | No. | Yds | Avg | Long | TB | FC | I20 | Blkd |
|---------------|-----|------|------|------|----|----|-----|------|
| WILLIAMS, Rob | 32 | 1058 | 33.1 | 44 | 0 | 8 | 10 | 0 |

| SCORING | TD | FGs | PATs | | | Rush | Rcv | Pass | DXP | Saf | Pts |
|---------------------|----|-------|-------|------|------|------|-----|------|-----|-----|-----|
| | | | Kick | Rush | Pass | | | | | | |
| SIMPSON, Jerome | 16 | 0-0 | 0-0 | 0-0 | 0 | 0 | 0 | 0 | 0 | 96 | |
| HOKE, Josh | 0 | 10-17 | 49-50 | 0-0 | 0 | 0 | 0 | 0 | 0 | 79 | |
| PERKINS, Aundres | 9 | 0-0 | 0-0 | 1-1 | 0 | 0 | 0 | 0 | 0 | 56 | |
| TOLBERT, Mike | 8 | 0-0 | 0-0 | 0-0 | 0 | 0 | 0 | 0 | 0 | 48 | |
| THIGPEN, Tyler | 5 | 0-0 | 0-0 | 0-0 | 0 | 1 | 2 | 0 | 0 | 30 | |
| PARKS, Perry | 3 | 0-0 | 0-0 | 0-0 | 0 | 0 | 0 | 0 | 0 | 18 | |
| WASHINGTON, Santini | 3 | 0-0 | 0-0 | 0-0 | 0 | 0 | 0 | 0 | 0 | 18 | |
| BURGESS, Rodney | 2 | 0-0 | 0-0 | 0-0 | 1 | 0 | 0 | 0 | 0 | 14 | |
| NOBLE, Chris | 1 | 0-0 | 0-0 | 0-0 | 0 | 0 | 0 | 0 | 0 | 6 | |
| FRANKLIN, Anthony | 1 | 0-0 | 0-0 | 0-0 | 0 | 0 | 0 | 0 | 0 | 6 | |
| TEAL, Quinton | 1 | 0-0 | 0-0 | 0-0 | 0 | 0 | 0 | 0 | 0 | 6 | |
| USHER, Trent | 1 | 0-0 | 0-0 | 0-0 | 0 | 0 | 0 | 0 | 0 | 6 | |
| SITTON, Arthur | 1 | 0-0 | 0-0 | 0-0 | 0 | 0 | 0 | 0 | 0 | 6 | |
| CARSON, Tim | 1 | 0-0 | 0-0 | 0-0 | 0 | 0 | 0 | 0 | 0 | 6 | |
| ANDERSON, Jamar | 1 | 0-0 | 0-0 | 0-0 | 0 | 0 | 0 | 0 | 0 | 6 | |
| RICHARDSON, William | 1 | 0-0 | 0-0 | 0-0 | 0 | 0 | 0 | 0 | 0 | 6 | |
| TEAM | 0 | 0-0 | 0-0 | 0-0 | 0 | 0 | 0 | 0 | 1 | 2 | |
| LUNDY, Sean | 0 | 0-0 | 0-0 | 0-0 | 0 | 0 | 1 | 0 | 2 | 0 | |
| WILLIAMS, Rob | 0 | 0-0 | 0-0 | 0-0 | 0 | 0 | 1 | 0 | 0 | 0 | |

| INTERCEPTIONS | No. | Yds | Avg | TD | Long |
|--------------------|-----|-----|------|----|------|
| TEAL, Quinton | 4 | 3 | 0.8 | 0 | 3 |
| MYERS, Dewitt | 4 | 33 | 8.2 | 0 | 20 |
| NORMAN, Marrio | 2 | 58 | 29.0 | 0 | 58 |
| LEATH, Jamar | 1 | 24 | 24.0 | 0 | 24 |
| STEELE, Anthony | 1 | 2 | 2.0 | 0 | 2 |
| RICE, D.J. | 1 | 7 | 7.0 | 0 | 7 |
| WILLIAMSON, Travis | 1 | -1 | -1.0 | 0 | 0 |
| GEIGER, Sergio | 1 | 0 | 0.0 | 0 | 0 |
| ALLEN, Chris | 1 | 6 | 6.0 | 0 | 6 |
| LUNDY, Sean | 1 | 0 | 0.0 | 0 | 0 |
| MASON, Ronnie | 1 | 0 | 0.0 | 0 | 0 |
| GAINES, Shaun | 1 | 0 | 0.0 | 0 | 0 |

| PUNT RETURNS | No. | Yds | Avg | TD | Long |
|-----------------|-----|-----|-----|----|------|
| JOSHEN, Kenneth | 5 | 22 | 4.4 | 0 | 10 |
| TEAL, Quinton | 4 | 13 | 3.2 | 1 | 9 |
| NORMAN, Marrio | 3 | 15 | 5.0 | 0 | 13 |
| CANNON, Braden | 1 | 8 | 8.0 | 0 | 0 |

| KICK RETURNS | No. | Yds | Avg | TD | Long |
|-------------------|-----|-----|------|----|------|
| FRASER, Tommy | 10 | 194 | 19.4 | 0 | 27 |
| SITTON, Arthur | 8 | 151 | 18.9 | 0 | 34 |
| McDONALD, Chris | 7 | 112 | 16.0 | 0 | 22 |
| FORDHAM, Jamie | 5 | 106 | 21.2 | 0 | 28 |
| REESE, Whittmin | 5 | 120 | 24.0 | 0 | 35 |
| JOSHEN, Kenneth | 4 | 56 | 14.0 | 0 | 20 |
| CAMPBELL, Tyler | 2 | 21 | 10.5 | 0 | 12 |
| STARR, Vince | 1 | 15 | 15.0 | 0 | 15 |
| FRANKLIN, Anthony | 1 | 0 | 0.0 | 0 | 0 |
| TEAL, Quinton | 1 | 14 | 14.0 | 0 | 14 |

| DEFENSIVE LEADERS | GP | Tackles | | | TFL/Yds | Sacks | Pass Def | Fumbles | Blkd | | |
|--------------------------|-------|---------|-----|-------|---------|--------|----------|---------|------|-----|---|
| | | Solo | Ast | Total | | | | | | | |
| 34 LEATH, Jamar | 12-12 | 83 | 33 | 116 | 5.0-18 | 1-0-7 | 1-24 | 2 | 1 | . | . |
| 7 TEAL, Quinton | 12-12 | 70 | 11 | 81 | 3.0-9 | 1-0-7 | 4-3 | 9 | 1 | . | . |
| 35 STEELE, Anthony | 11-6 | 43 | 22 | 65 | 2.5-7 | . | 1-2 | . | 1 | . | . |
| 91 HARPER, Sam | 12-10 | 36 | 22 | 58 | 4.5-19 | 4-0-13 | . | 4 | . | . | . |
| 55 RICE, D.J. | 11-7 | 31 | 20 | 51 | 4.0-6 | . | 1-7 | 1 | . | . | . |
| 31 FEATHERSTONE, Anthony | 11-6 | 26 | 10 | 36 | 6.5-21 | 0.5-2 | . | 1 | . | 1 | . |
| 49 MASON, Ronnie | 12-8 | 25 | 10 | 35 | 7.5-28 | 2.5-16 | 1-0 | 6 | 1-0 | 1 | . |
| 36 DAVENPORT, Dominique | 12-1 | 19 | 16 | 35 | . | . | . | . | . | . | . |
| 5 MYERS, Dewitt | 10-7 | 25 | 8 | 33 | 1.0-3 | . | 4-33 | 2 | . | . | . |
| 57 MIDDLETON, Ro-Derick | 12-9 | 16 | 14 | 30 | 2.0-2 | . | . | . | . | . | . |
| 26 REESE, Whittmin | 12-9 | 23 | 5 | 28 | . | . | 4 | . | . | . | . |
| 27 NORMAN, Marrio | 7-4 | 20 | 5 | 25 | 3.0-6 | . | 2-58 | 6 | . | . | . |
| 58 CHAMBERS, Kenneth | 11-7 | 13 | 9 | 22 | 3.0-12 | . | . | . | . | . | . |
| 90 WILLIAMS, Troy | 9-1 | 14 | 7 | 21 | 1.0-5 | 1-0-5 | . | 1 | 1 | . | . |
| 8 WILLIAMSON, Travis | 12-3 | 16 | 4 | 20 | 1.0-1 | . | 1-1 | 3 | . | . | . |
| 22 GAINES, Shaun | 11-2 | 14 | 5 | 19 | . | . | 1-0 | 1 | . | 1-0 | . |
| 13 GEIGER, Sergio | 11-11 | 14 | 3 | 17 | . | . | 1-0 | 1 | . | . | . |
| 97 JENNINGS, Warren | 11-6 | 9 | 7 | 16 | 1.0-7 | 1-0-7 | . | 1 | . | . | . |
| 92 GRADY, Adrain | 3-3 | 7 | 7 | 14 | 4.0-21 | 2-0-16 | . | . | . | . | . |
| 29 ALLEN, Chris | 10-3 | 11 | 2 | 13 | 2.0-2 | 1.5-1 | 1-6 | 1 | . | . | . |
| 48 CAMPBELL, Tyler | 10-0 | 10 | 2 | 12 | . | . | . | 1 | . | . | . |
| 95 GAUSE, Kerebi | 11-0 | 9 | 3 | 12 | 4.0-7 | . | . | 1 | . | . | . |
| 28 CAIN, Travis | 12-2 | 10 | 1 | 11 | . | . | . | 1 | . | 1 | . |
| 51 HOWE, Chase | 9-0 | 7 | 4 | 11 | . | . | . | . | . | . | . |
| 32 LUNDY, Sean | 12-1 | 9 | 1 | 10 | 1.0-7 | . | 1-0 | 1 | . | . | . |
| 46 WASHINGTON, Ron | 10-1 | 4 | 4 | 8 | 2.0-13 | 2.0-13 | . | . | 1-0 | . | . |
| 43 OBOH, Phillip | 4-0 | 3 | 3 | 6 | 1.0-7 | 1.5-7 | . | . | 2 | . | . |
| 38 JOSHEN, Kenneth | 7-0 | 5 | 1 | 6 | . | . | . | . | . | . | . |
| 30 AUTRY, Brandon | 7-0 | 4 | 1 | 5 | . | . | . | . | . | . | . |

| TEAM STATISTICS | COASTAL | OPP |
|-------------------------|-------------|------------|
| SCORING | 411 | 297 |
| Points Per Game | 34.2 | 24.8 |
| FIRST DOWNS | 256 | 225 |
| Rushing | 103 | 122 |
| Passing | 140 | 89 |
| Penalty | 13 | 14 |
| RUSHING YARDAGE | 2188 | 2354 |
| Yards gained rushing | 2410 | 2679 |
| Yards lost rushing | 222 | 325 |
| Rushing Attempts | 434 | 490 |
| Average Per Rush | 5.0 | 4.8 |
| Average Per Game | 182.3 | 196.2 |
| TDs Rushing | 23 | 26 |
| PASSING YARDAGE | 3429 | 1836 |
| Comp-Att-Int | 223-353-11 | 146-277-19 |
| Average Per Pass | 9.7 | 6.6 |
| Average Per Catch | 15.4 | 12.6 |
| Average Per Game | 285.8 | 153.0 |
| TDs Passing | 30 | 11 |
| TOTAL OFFENSE | 5617 | 4190 |
| Total Plays | 787 | 767 |
| Average Per Play | 7.1 | 5.5 |
| Average Per Game | 468.1 | 349.2 |
| KICK RETURNS: #-Yards | 45-789 | 52-1047 |
| PUNT RETURNS: #-Yards | 13-58 | 11-85 |
| INT RETURNS: #-Yards | 19-132 | 11-70 |
| KICK RETURN AVERAGE | 17.5 | 20.1 |
| PUNT RETURN AVERAGE | 4.5 | 7.7 |
| INT RETURN AVERAGE | 6.9 | 6.4 |
| FUMBLES-LOST | 24-15 | 14-3 |
| PENALTIES-Yards | 76-651 | 65-574 |
| Average Per Game | 54.2 | 47.8 |
| PUNTS-Yards | 32-1058 | 46-1622 |
| Average Per Punt | 33.1 | 35.3 |
| Net punt average | 30.4 | 33.6 |
| KICKOFFS-Yards | 76-4296 | 60-3447 |
| Average Per Kick | 56.5 | 57.5 |
| Net kick average | 51.5 | 40.0 |
| TIME OF POSSESSION/Game | 29:04 | 30:56 |
| 3RD-DOWN Conversions | 75/153 | 60/153 |
| 3rd-Down Pct | 49% | 39% |
| 4TH-DOWN Conversions | 11/20 | 12/23 |
| 4th-Down Pct | 55% | 52% |
| SACKS BY-Yards | 17-106 | 13-99 |
| MISC YARDS | 0 | 0 |
| TOUCHDOWNS SCORED | 54 | 39 |
| FIELD GOALS-ATTEMPTS | 10-17 | 10-14 |
| ON-SIDE KICKS | 0-0 | 1-2 |
| RED-ZONE SCORES | (42-53) 79% | (36-46 |



2018 COASTAL CAROLINA FOOTBALL MEDIA GUIDE



2007 SEASON

| | | | | |
|----------------|---------|-------|-------|---------|
| RECORD: | OVERALL | HOME | AWAY | NEUTRAL |
| ALL GAMES | 5-6-0 | 4-2-0 | 1-4-0 | 0-0-0 |
| CONFERENCE | 3-1-0 | 2-0-0 | 1-1-0 | 0-0-0 |
| NON-CONFERENCE | 2-5-0 | 2-2-0 | 0-3-0 | 0-0-0 |

| DATE | OPPONENT | W/L | SCORE | ATTEND |
|------------|------------------------|-----|-------|--------|
| 09-01-07 | at Delaware State | L | 18-23 | 3248 |
| 09-08-07 | WINSTON-SALEM STATE | W | 28-21 | 8138 |
| 09-15-07 | GEORGIA SOUTHERN | L | 34-42 | 8448 |
| 09-22-07 | at #8 James Madison | L | 10-45 | 15260 |
| 10-06-07 | at Furman | L | 17-27 | 11251 |
| 10-13-07 | CHOWAN | W | 51-0 | 7841 |
| 10-20-07 | PRESBYTERIAN (OT) | L | 34-41 | 6492 |
| * 10-27-07 | VMI (HC) | W | 42-35 | 7048 |
| * 11-03-07 | at Liberty | L | 24-37 | 14411 |
| * 11-10-07 | GARDNER-WEBB | W | 17-14 | 7129 |
| * 11-17-07 | at Charleston Southern | W | 41-2 | 3965 |

* Big South Conference game

| RUSHING | GP | Att | Gain | Loss | Net | Avg | TD | Lg | Avg/G |
|---------------------|----|-----|------|------|-----|-------|----|----|-------|
| TOLBERT, Mike | 11 | 111 | 753 | 5 | 748 | 6.7 | 9 | 86 | 68.0 |
| FORDHAM, Jamie | 9 | 82 | 473 | 29 | 444 | 5.4 | 1 | 62 | 49.3 |
| O'NEAL, Eric | 11 | 72 | 350 | 25 | 325 | 4.5 | 1 | 29 | 29.5 |
| SITTON, Arthur | 11 | 28 | 177 | 1 | 176 | 6.3 | 3 | 34 | 16.0 |
| GAUSE, Racheed | 11 | 29 | 172 | 8 | 164 | 5.7 | 1 | 48 | 14.9 |
| FORTSON, Sean | 10 | 38 | 195 | 47 | 148 | 3.9 | 1 | 20 | 14.8 |
| FRASER, Tommy | 11 | 24 | 81 | 0 | 81 | 3.4 | 5 | 15 | 7.4 |
| RICHARDSON, William | 11 | 68 | 238 | 158 | 80 | 1.2 | 1 | 24 | 7.3 |
| BROWN, Chris | 3 | 15 | 62 | 9 | 53 | 3.5 | 0 | 25 | 17.7 |
| POPE, T. | 1 | 5 | 44 | 0 | 44 | 8.8 | 0 | 24 | 44.0 |
| STARR, Vince | 11 | 7 | 41 | 0 | 41 | 5.9 | 1 | 13 | 3.7 |
| BRUNSON, D.J. | 7 | 8 | 43 | 3 | 40 | 5.0 | 1 | 18 | 5.7 |
| SIMPSON, Jerome | 11 | 2 | 22 | 0 | 22 | 11.0 | 0 | 12 | 2.0 |
| CRAMER, J. | 2 | 3 | 19 | 0 | 19 | 6.3 | 0 | 13 | 9.5 |
| BROCK, L. | 1 | 3 | 10 | 1 | 9 | 3.0 | 0 | 5 | 9.0 |
| MARTIN, David | 2 | 1 | 6 | 0 | 6 | 6.0 | 0 | 6 | 3.0 |
| McKINNON, Ren | 2 | 3 | 1 | 14 | -13 | -4.3 | 0 | 1 | -6.5 |
| ERDMAN, Ben | 11 | 2 | 0 | 22 | -22 | -11.0 | 0 | 0 | -2.0 |

| PASSING | G | Effic | Cmp-Att-Int | Pct | Yds | TD | Lg | Avg/G |
|---------------------|----|--------|-------------|------|------|----|----|-------|
| RICHARDSON, William | 11 | 128.37 | 131-229-7 | 57.2 | 1596 | 13 | 75 | 145.1 |
| FORTSON, Sean | 10 | 133.51 | 8-14-0 | 57.1 | 88 | 1 | 27 | 8.8 |
| McKINNON, Ren | 2 | 77.11 | 6-9-1 | 66.7 | 35 | 0 | 22 | 17.5 |
| TOLBERT, Mike | 11 | 0.00 | 0-1-0 | 0.0 | 0 | 0 | 0 | 0.0 |

| RECEIVING | G | No. | Yds | Avg | TD | Long | Avg/G |
|---------------------|----|-----|-----|------|----|------|-------|
| SIMPSON, Jerome | 11 | 41 | 697 | 17.0 | 11 | 50 | 63.4 |
| ANDERSON, Jamar | 11 | 25 | 180 | 7.2 | 2 | 75 | 16.4 |
| WASHINGTON, Santini | 11 | 22 | 245 | 11.1 | 1 | 31 | 22.3 |
| FAMBROUGH, Scott | 10 | 11 | 151 | 13.7 | 0 | 30 | 15.1 |
| USHER, Trent | 9 | 11 | 123 | 11.2 | 0 | 36 | 13.7 |
| O'NEAL, Eric | 11 | 11 | 92 | 8.4 | 0 | 28 | 8.4 |
| FORDHAM, Jamie | 9 | 7 | 73 | 10.4 | 0 | 25 | 8.1 |

| DEFENSIVE LEADERS | GP | Solo | Ast | Total | TFL/Yds | Sacks | Int/Yds | BrUp | QBH | Fumbles | Blkd | Saf |
|--------------------------|-------|------|-----|-------|---------|--------|---------|------|-----|---------|------|-----|
| 35 STEELE, Anthony | 10-7 | 34 | 31 | 65 | 4.0-13 | 3.0-10 | 1-31 | . | 3 | 1-0 | . | . |
| 36 DAVENPORT, Dominique | 11-7 | 37 | 24 | 61 | 5.5-25 | . | . | 1 | . | 1-0 | . | . |
| 55 RICE, D.J. | 11-11 | 24 | 36 | 60 | 5.0-21 | 1.0-11 | 1-1 | . | 3 | 2-0 | 5 | . |
| 30 AUTRY, Brandon | 10-10 | 43 | 17 | 60 | 4.5-18 | 2.0-11 | 2-0 | 2 | . | 1-0 | 3 | . |
| 43 OBOH, Phillip | 11-9 | 29 | 25 | 54 | 8.5-33 | 4.0-21 | . | . | 3 | . | . | . |
| 27 NORMAN, Marrio | 8-7 | 28 | 25 | 53 | 1.0-4 | 1.0-4 | 5-0 | 4 | . | 1-0 | 1 | . |
| 26 REESE, Whittmin | 11-11 | 29 | 9 | 38 | 2.0-4 | . | 3-21 | 1 | . | 2-0 | 1 | . |
| 51 HOWE, Chase | 11-3 | 16 | 18 | 34 | 5.0-8 | 1.0-1 | . | . | . | 1-0 | . | . |
| 13 FRASIER, Derrick | 9-5 | 14 | 20 | 34 | 2.5-13 | 1.0-9 | . | . | . | 1-0 | . | . |
| 49 MASON, Ronnie | 11-6 | 18 | 16 | 34 | 6.5-23 | 2.0-14 | . | . | 3 | 1-0 | 1 | . |
| 4 CUNNINGHAM, Keon | 11-5 | 22 | 8 | 30 | 4.0-33 | 2.0-27 | 2-86 | 1 | . | 1 | . | . |
| 92 GRADY, Adrain | 10-7 | 13 | 11 | 24 | 3.0-21 | 2.0-18 | . | . | 3 | 1-0 | 1 | . |
| 96 DONLEY, Clarence | 11-1 | 12 | 10 | 22 | 3.0-12 | 1.5-8 | . | . | 1 | . | 1 | . |
| 57 MIDDLETON, Ro-Derrick | 11-4 | 11 | 10 | 21 | 6.5-33 | 4.0-28 | . | . | 3 | . | . | . |
| 97 JENNINGS, Warren | 11-6 | 9 | 11 | 20 | 2.0-10 | 0.5-4 | . | 2 | . | . | . | . |
| 38 WALLS, Chris | 10-0 | 9 | 10 | 19 | 2.0-4 | . | . | . | . | 1 | . | . |
| 98 STEVENSON, Josh | 9-6 | 9 | 7 | 16 | 4.0-12 | . | . | . | . | . | . | . |
| 64 DURRETT, Will | 11-4 | 9 | 5 | 14 | 5.0-7 | 1.0-1 | . | . | . | . | . | . |
| 46 WASHINGTON, Ron | 10-0 | 5 | 6 | 11 | 2.0-6 | . | . | . | . | . | . | . |
| 48 CAMPBELL, Tyler | 11-0 | 4 | 7 | 11 | 1.0-1 | . | 1 | . | . | . | . | . |
| 58 HARPER, Kent | 11-0 | 2 | 9 | 11 | 0.5-1 | . | . | . | . | . | . | . |
| 95 GAUSE, Kerebi | 9-0 | 3 | 6 | 9 | 0.5-0 | . | . | . | . | . | . | . |
| 12 SANDERS, Brian | 10-1 | 2 | 6 | 8 | . | . | . | . | . | . | . | . |
| 99 WALKER, Chris | 9-1 | 4 | 4 | 8 | 1.0-5 | 1.0-5 | . | . | 1 | . | . | . |
| 82 WASHINGTON, Santini | 11-11 | 5 | 2 | 7 | 1.5-19 | . | 2-20 | . | . | . | . | . |
| 33 SITTON, Arthur | 11-0 | 5 | 1 | 6 | . | . | . | . | . | . | . | . |
| 6 TYNES, Mario | 6-3 | 2 | 2 | 4 | . | . | 1-16 | 1 | . | 1-0 | . | . |
| 31 SUMPTER, Nick | 4-0 | . | 4 | 4 | . | . | . | . | . | . | . | . |
| 3 BROWN, Eric, Jr. | 4-3 | 4 | . | 4 | . | . | . | . | . | . | . | . |
| 20 USHER, Trent | 9-1 | . | 3 | 3 | . | . | . | . | . | . | . | . |

| | | | | | | | |
|-----------------|----|---|----|------|---|----|------|
| TOLBERT, Mike | 11 | 7 | 58 | 8.3 | 0 | 14 | 5.3 |
| BYRD, Tony | 11 | 4 | 38 | 9.5 | 0 | 11 | 3.5 |
| NICHOLAS, Paul | 2 | 3 | 22 | 7.3 | 0 | 9 | 11.0 |
| JOHNSON, Ricky | 1 | 1 | 17 | 17.0 | 0 | 17 | 17.0 |
| JOSHEN, Kenneth | 8 | 1 | 12 | 12.0 | 0 | 12 | 1.5 |
| GAUSE, Racheed | 11 | 1 | 11 | 11.0 | 0 | 11 | 1.0 |

| FIELD GOALS | FGM-FGA | Pct | 01-19 | 20-29 | 30-39 | 40-49 | 50+ | Lg | Blk |
|----------------|---------|------|-------|-------|-------|-------|-----|----|-----|
| DURHAM, Justin | 12-17 | 70.6 | 0-0 | 4-4 | 4-7 | 4-5 | 0-1 | 44 | 0 |


| PUNTING | No. | Yds | Avg | Long | TB | FC | I20 | Blkd |
|----------------|-----|------|------|------|----|----|-----|------|
| ERDMAN, Ben | 46 | 1620 | 35.2 | 59 | 6 | 13 | 13 | 0 |
| DURHAM, Justin | 1 | 29 | 29.0 | 29 | 1 | 0 | 0 | 0 |

| SCORING | TD | FGs | PATs | | | | | DXP | Saf | Pts |
|---------------------|----|-------|-------|------|-----|------|----|-----|-----|-----|
| | | | Kick | Rush | Rcv | Pass | FC | | | |
| DURHAM, Justin | 0 | 12-17 | 32-36 | 0-0 | 0-0 | 0-0 | 0 | 0 | 0 | 68 |
| SIMPSON, Jerome | 11 | 0-0 | 0-0 | 0-0 | 0-0 | 0-0 | 0 | 0 | 0 | 66 |
| TOLBERT, Mike | 9 | 0-0 | 0-1 | 0-0 | 0-0 | 0-0 | 0 | 0 | 0 | 56 |
| FRASER, Tommy | 5 | 0-0 | 0-0 | 0-0 | 0-0 | 0-0 | 0 | 0 | 0 | 30 |
| SITTON, Arthur | 4 | 0-0 | 0-0 | 0-0 | 0-0 | 0-0 | 0 | 0 | 0 | 24 |
| ANDERSON, Jamar | 3 | 0-0 | 0-0 | 0-0 | 0-0 | 0-0 | 0 | 0 | 0 | 18 |
| STARR, Vince | 1 | 0-0 | 0-0 | 0-0 | 0-0 | 0-0 | 0 | 0 | 0 | 6 |
| FORDHAM, Jamie | 1 | 0-0 | 0-0 | 0-0 | 0-0 | 0-0 | 0 | 0 | 0 | 6 |
| GAUSE, Racheed | 1 | 0-0 | 0-0 | 0-0 | 0-0 | 0-0 | 0 | 0 | 0 | 6 |
| FORTSON, Sean | 1 | 0-0 | 0-0 | 0-0 | 0-0 | 0-0 | 0 | 0 | 0 | 6 |
| RICHARDSON, William | 1 | 0-0 | 0-0 | 0-0 | 0-2 | 0-0 | 0 | 0 | 0 | 6 |
| CUNNINGHAM, Keon | 1 | 0-0 | 0-0 | 0-0 | 0-0 | 0-0 | 0 | 0 | 0 | 6 |
| WASHINGTON, Santini | 1 | 0-0 | 0-0 | 0-0 | 0-0 | 0-0 | 0 | 0 | 0 | 6 |
| BRUNSON, D.J. | 1 | 0-0 | 0-0 | 0-0 | 0-0 | 0-0 | 0 | 0 | 0 | 6 |
| O'NEAL, Eric | 1 | 0-0 | 0-0 | 0-0 | 0-0 | 0-0 | 0 | 0 | 0 | 6 |
| ERDMAN, Ben | 0 | 0-0 | 0-0 | 0-1 | 0-0 | 0-0 | 0 | 0 | 0 | 0 |

| INTERCEPTIONS | No. | Yds | Avg | TD | Long |
|---------------------|-----|-----|------|----|------|
| NORMAN, Marrio | 5 | 0 | 0.0 | 0 | 0 |
| REESE, Whittmin | 3 | 21 | 7.0 | 0 | 15 |
| WASHINGTON, Santini | 2 | 20 | 10.0 | 0 | 20 |
| CUNNINGHAM, Keon | 2 | 86 | 43.0 | 1 | 57 |
| AUTRY, Brandon | 2 | 0 | 0.0 | 0 | 0 |
| RICE, D.J. | 1 | 1 | 1.0 | 0 | 1 |
| STEELE, Anthony | 1 | 31 | 31.0 | 0 | 31 |
| TYNES, Mario | 1 | 16 | 16.0 | 0 | 16 |
| GINDER, John | 1 | 0 | 0.0 | 0 | 0 |

| PUNT RETURNS | No. | Yds | Avg | TD | Long |
|------------------|-----|-----|------|----|------|
| NORMAN, Marrio | 10 | 91 | 9.1 | 0 | 51 |
| ANDERSON, Jamar | 9 | 134 | 14.9 | 1 | 53 |
| CUNNINGHAM, Keon | 2 | 26 | 13.0 | 0 | 25 |


| KICK RETURNS | No. | Yds | Avg | TD | Long |
|-----------------|-----|-----|------|----|------|
| SITTON, Arthur | 19 | 523 | 27.5 | 1 | 85 |
| O'NEAL, Eric | 14 | 369 | 26.4 | 0 | 49 |
| GAUSE, Racheed | 4 | 54 | 13.5 | 0 | 16 |
| JOSHEN, Kenneth | 2 | 27 | 13.5 | 0 | 16 |
| STARR, Vince | 1 | 14 | 14.0 | 0 | 14 |
| LONG, Trae | 1 | 15 | 15.0 | 0 | 15 |
| BRUNSON, D.J. | 1 | 20 | 20.0 | 0 | 20 |
| MOBLEY, L.J. | 1 | 3 | 3.0 | 0 | 3 |
| SIMPSON, Jerome | 1 | 15 | 15.0 | 0 | 15 |



| TEAM STATISTICS | COASTAL | OPP | | | | |
|-------------------------|-------------|-------------|-----|-----|----|-------|
| SCORING | 316 | 287 | | | | |
| Points Per Game | 28.7 | 26.1 | | | | |
| FIRST DOWNS | 211 | 182 | | | | |
| Rushing | 120 | 118 | | | | |
| Passing | 69 | 57 | | | | |
| Penalty | 22 | 7 | | | | |
| RUSHING YARDAGE | 2277 | 2408 | | | | |
| Yards gained rushing | 2687 | 2762 | | | | |
| Yards lost rushing | 410 | 354 | | | | |
| Rushing Attempts | 517 | 471 | | | | |
| Average Per Rush | 4.4 | 5.1 | | | | |
| Average Per Game | 207.0 | 218.9 | | | | |
| TDs Rushing | 24 | 27 | | | | |
| PASSING YARDAGE | 1719 | 1555 | | | | |
| Comp-Att-Int | 145-254-8 | 118-218-18 | | | | |
| Average Per Pass | 6.8 | 7.1 | | | | |
| Average Per Catch | 11.9 | 13.2 | | | | |
| Average Per Game | 156.3 | 141.4 | | | | |
| TDs Passing | 14 | 11 | | | | |
| TOTAL OFFENSE | 3996 | 3963 | | | | |
| Total Plays | 771 | 689 | | | | |
| Average Per Play | 5.2 | 5.8 | | | | |
| Average Per Game | 363.3 | 360.3 | | | | |
| KICK RETURNS: #-Yards | 44-1040 | 61-1112 | | | | |
| PUNT RETURNS: #-Yards | 21-251 | 13-169 | | | | |
| INT RETURNS: #-Yards | 18-175 | 8-95 | | | | |
| KICK RETURN AVERAGE | 23.6 | 18.2 | | | | |
| PUNT RETURN AVERAGE | 12.0 | 13.0 | | | | |
| INT RETURN AVERAGE | 9.7 | 11.9 | | | | |
| FUMBLES-LOST | 29-9 | 21-14 | | | | |
| PENALTIES-Yards | 76-631 | 92-748 | | | | |
| Average Per Game | 57.4 | 68.0 | | | | |
| PUNTS-Yards | 48-1649 | 44-1549 | | | | |
| Average Per Punt | 34.4 | 35.2 | | | | |
| Net punt average | 27.9 | 28.6 | | | | |
| KICKOFFS-Yards | 63-3445 | 54-3179 | | | | |
| Average Per Kick | 54.7 | 58.9 | | | | |
| Net kick average | 52.0 | 36.6 | | | | |
| TIME OF POSSESSION/Game | 30:42 | 29:18 | | | | |
| 3RD-DOWN Conversions | 63/165 | 51/138 | | | | |
| 3rd-Down Pct | 38% | 37% | | | | |
| 4TH-DOWN Conversions | 10/21 | 10/21 | | | | |
| 4th-Down Pct | 48% | 48% | | | | |
| SACKS BY-Yards | 27-172 | 20-120 | | | | |
| MISC YARDS | 0 | 18 | | | | |
| TOUCHDOWNS SCORED | 41 | 39 | | | | |
| FIELD GOALS-ATTEMPTS | 12-18 | 5-11 | | | | |
| ON-SIDE KICKS | 0-1 | 0-0 | | | | |
| RED-ZONE SCORES | (36-48) 75% | (29-37) 78% | | | | |
| RED-ZONE TOUCHDOWNS | (28-48) 58% | (25-37) 68% | | | | |
| PAT-ATTEMPTS | (32-36) 89% | (34-37) 92% | | | | |
| ATTENDANCE | 45096 | 48135 | | | | |
| Games/Avg Per Game | 6/7516 | 5/9627 | | | | |
| SCORE BY QUARTERS | 1st | 2nd | 3rd | 4th | OT | Total |
| Coastal Carolina | 79 | 74 | | | | |



2018 COASTAL CAROLINA FOOTBALL MEDIA GUIDE



2008 SEASON

| | | | | |
|----------------|---------|-------|-------|---------|
| RECORD: | OVERALL | HOME | AWAY | NEUTRAL |
| ALL GAMES | 6-6-0 | 3-4-0 | 3-2-0 | 0-0-0 |
| CONFERENCE | 1-4-0 | 0-3-0 | 1-1-0 | 0-0-0 |
| NON-CONFERENCE | 5-2-0 | 3-1-0 | 2-1-0 | 0-0-0 |

| DATE | OPPONENT | W/L | SCORE | ATTEND |
|------------|-----------------------|-----|-------|--------|
| 08-30-08 | at #22 Penn State | L | 10-66 | 106577 |
| 09-07-08 | COLGATE (sun) | L | 19-23 | 6433 |
| 09-13-08 | at Monmouth | W | 26-7 | 3423 |
| 09-20-08 | TOWSON | W | 31-3 | 8204 |
| 09-27-08 | at North Carolina A&T | W | 20-7 | 2062 |
| * 10-04-08 | #20 LIBERTY | L | 38-43 | 7063 |
| * 10-11-08 | at VMI | L | 20-47 | 8157 |
| 10-18-08 | N.C. CENTRAL | W | 35-10 | 6394 |
| * 10-25-08 | STONY BROOK (HC) | L | 24-28 | 6704 |
| * 11-08-08 | at Gardner-Webb | W | 23-18 | 5125 |
| 11-15-08 | at Presbyterian | W | 21-13 | 6241 |
| * 11-22-08 | CHARLESTON SOUTHERN | L | 0-24 | 5648 |

* Big South Conference game

| | | | | | | | |
|----------------|----|---|----|------|---|----|-----|
| SMILEY, Curtis | 12 | 1 | 35 | 35.0 | 0 | 35 | 2.9 |
| FLOYD, Chris | 4 | 1 | 21 | 21.0 | 0 | 21 | 5.2 |
| NICHOLAS, Paul | 8 | 1 | 10 | 10.0 | 0 | 10 | 1.2 |
| COLLINS, Ben | 9 | 1 | 7 | 7.0 | 0 | 7 | 0.8 |
| GAUSE, Racheed | 12 | 1 | 3 | 3.0 | 0 | 3 | 0.2 |

| | | | | | | | | | |
|-------------------|---------|------|-------|-------|-------|-------|-----|----|-----|
| FIELD GOALS | FGM-FGA | Pct | 01-19 | 20-29 | 30-39 | 40-49 | 50+ | Lg | Blk |
| DURHAM, Justin | 9-16 | 56.2 | 0-0 | 5-6 | 3-4 | 1-6 | 0-0 | 42 | 0 |
| PALLASSINO, James | 2-6 | 33.3 | 0-0 | 0-1 | 2-4 | 0-1 | 0-0 | 36 | 1 |

| | | | | | | | | |
|-------------|-----|------|------|------|----|----|-----|------|
| PUNTING | No. | Yds | Avg | Long | TB | FC | I20 | Blkd |
| ERDMAN, Ben | 48 | 1822 | 38.0 | 54 | 7 | 10 | 13 | 1 |

| SCORING | TD | FGs | PATs | | | Pass | DXP | Saf | Pts |
|---------------------|----|------|-------|------|-----|------|-----|-----|-----|
| | | | Kick | Rush | Rcv | | | | |
| DURHAM, Justin | 0 | 9-16 | 21-25 | 0-0 | 0 | 0-0 | 0 | 0 | 48 |
| WILLIS, Marquel | 6 | 0-0 | 0-0 | 0-0 | 0 | 0-0 | 0 | 0 | 36 |
| MacDOWALL, Zach | 5 | 0-0 | 0-0 | 0-0 | 0 | 2-2 | 0 | 0 | 30 |
| USHER, Trent | 4 | 0-0 | 0-0 | 0-1 | 0 | 0-0 | 0 | 0 | 26 |
| FORDHAM, Jamie | 3 | 0-0 | 0-0 | 0-1 | 0 | 0-0 | 0 | 0 | 18 |
| O'NEAL, Eric | 3 | 0-0 | 0-0 | 0-0 | 0 | 0-0 | 0 | 0 | 18 |
| WHITLEY, Brandon | 3 | 0-0 | 0-0 | 0-0 | 0 | 0-0 | 0 | 0 | 18 |
| RICHARDSON, William | 2 | 0-0 | 0-0 | 0-0 | 0 | 0-0 | 0 | 0 | 12 |
| PALLASSINO, James | 0 | 2-6 | 5-6 | 0-0 | 0 | 0-0 | 0 | 0 | 11 |
| SITTON, Arthur | 1 | 0-0 | 0-0 | 0-0 | 0 | 0-0 | 0 | 0 | 6 |
| STARR, Vince | 1 | 0-0 | 0-0 | 0-0 | 0 | 0-0 | 0 | 0 | 6 |
| CHILDERS, Jamie | 1 | 0-0 | 0-0 | 0-0 | 0 | 0-0 | 0 | 0 | 6 |
| GAUSE, Racheed | 1 | 0-0 | 0-0 | 0-0 | 0 | 0-0 | 0 | 0 | 6 |
| GRAHAM, Keith | 1 | 0-0 | 0-0 | 0-0 | 0 | 0-0 | 0 | 0 | 6 |
| ANDERSON, Jamar | 1 | 0-0 | 0-0 | 0-0 | 0 | 0-0 | 0 | 0 | 6 |
| JONES, Kenny | 1 | 0-0 | 0-0 | 0-0 | 0 | 0-0 | 0 | 0 | 6 |
| AUTRY, B. | 1 | 0-0 | 0-0 | 0-0 | 0 | 0-0 | 0 | 0 | 6 |
| GREENE, Jon | 0 | 0-0 | 0-0 | 0-0 | 1 | 0-0 | 0 | 0 | 2 |
| LOTT, Marcus | 0 | 0-0 | 0-0 | 0-0 | 0 | 0-0 | 0 | 0 | 0 |

| | | | | | |
|------------------|-----|-----|------|----|------|
| INTERCEPTIONS | No. | Yds | Avg | TD | Long |
| CUNNINGHAM, Keon | 3 | 51 | 17.0 | 0 | 33 |
| NORMAN, Josh | 2 | 0 | 0.0 | 0 | 0 |
| SANDERS, Brian | 1 | 11 | 11.0 | 0 | 11 |
| REESE, Whitmin | 1 | -5 | -5.0 | 0 | 0 |
| WALLS, Chris | 1 | 8 | 8.0 | 0 | 8 |
| LOTT, Marcus | 1 | 20 | 20.0 | 0 | 20 |
| NORMAN, Marrio | 1 | 0 | 0.0 | 0 | 0 |
| RICE, DJ. | 1 | 20 | 20.0 | 0 | 20 |

| | | | | | |
|------------------|-----|-----|------|----|------|
| PUNT RETURNS | No. | Yds | Avg | TD | Long |
| ANDERSON, Jamar | 7 | 46 | 6.6 | 0 | 23 |
| NORMAN, Marrio | 6 | 24 | 4.0 | 0 | 11 |
| CUNNINGHAM, Keon | 2 | -6 | -3.0 | 0 | 0 |
| JONES, Kenny | 2 | 2 | 1.0 | 0 | 1 |

| | | | | | |
|-------------------|-----|-----|------|----|------|
| KICK RETURNS | No. | Yds | Avg | TD | Long |
| SITTON, Arthur | 24 | 377 | 15.7 | 0 | 28 |
| JONES, Kenny | 10 | 179 | 17.9 | 0 | 28 |
| BRUNSON, DJ. | 10 | 168 | 16.8 | 0 | 25 |
| MITCHELL, Carlton | 3 | 57 | 19.0 | 0 | 22 |
| GAUSE, Racheed | 2 | 33 | 16.5 | 0 | 21 |
| LONG, Trae | 2 | 13 | 6.5 | 0 | 10 |
| O'NEAL, Eric | 1 | 3 | 3.0 | 0 | 11 |

| TEAM STATISTICS | COASTAL | OPP |
|-------------------------|-------------|-------------|
| SCORING | 267 | 289 |
| Points Per Game | 22.2 | 24.1 |
| FIRST DOWNS | 242 | 237 |
| Rushing | 107 | 118 |
| Passing | 120 | 105 |
| Penalty | 15 | 14 |
| RUSHING YARDAGE | 2015 | 2013 |
| Yards gained rushing | 2325 | 2341 |
| Yards lost rushing | 310 | 328 |
| Rushing Attempts | 458 | 467 |
| Average Per Rush | 4.4 | 4.3 |
| Average Per Game | 167.9 | 167.8 |
| TDs Rushing | 17 | 17 |
| PASSING YARDAGE | 2423 | 2247 |
| Comp-Att-Int | 194-330-11 | 188-336-11 |
| Average Per Pass | 7.3 | 6.7 |
| Average Per Catch | 12.5 | 12.0 |
| Average Per Game | 201.9 | 187.2 |
| TDs Passing | 16 | 18 |
| TOTAL OFFENSE | 4438 | 4260 |
| Total Plays | 788 | 803 |
| Average Per Play | 5.6 | 5.3 |
| Average Per Game | 369.8 | 355.0 |
| KICK RETURNS: #-Yards | 52-830 | 44-926 |
| PUNT RETURNS: #-Yards | 17-66 | 16-156 |
| INT RETURNS: #-Yards | 11-105 | 11-66 |
| KICK RETURN AVERAGE | 16.0 | 21.0 |
| PUNT RETURN AVERAGE | 3.9 | 9.8 |
| INT RETURN AVERAGE | 9.5 | 6.0 |
| FUMBLES-LOST | 22-12 | 13-7 |
| PENALTIES-Yards | 70-582 | 63-566 |
| Average Per Game | 48.5 | 47.2 |
| PUNTS-Yards | 49-1827 | 54-1994 |
| Average Per Punt | 37.3 | 36.9 |
| Net punt average | 31.2 | 35.0 |
| KICKOFFS-Yards | 55-3387 | 59-3462 |
| Average Per Kick | 61.6 | 58.7 |
| Net kick average | 55.5 | 43.6 |
| TIME OF POSSESSION/Game | 29:02 | 30:54 |
| 3RD-DOWN Conversions | 66/159 | 64/159 |
| 3rd-Down Pct | 42% | 40% |
| 4TH-DOWN Conversions | 7/16 | 5/14 |
| 4th-Down Pct | 44% | 36% |
| SACKS BY-Yards | 22-162 | 25-177 |
| MISC YARDS | 0 | -4 |
| TOUCHDOWNS SCORED | 34 | 37 |
| FIELD GOALS-ATTEMPTS | 11-22 | 11-17 |
| ON-SIDE KICKS | 0-1 | 0-0 |
| RED-ZONE SCORES | (32-44) 73% | (31-39) 79% |
| RED-ZONE TOUCHDOWNS | (21-44) 48% | (21-39) 54% |
| PAT-ATTEMPTS | (26-31) 84% | (28-32) 88% |
| ATTENDANCE | 40446 | 131585 |
| Games/Avg Per Game | 6/6741 | 6/21931 |

| | | | | | | |
|-------------------|-----|-----|-----|-----|----|-------|
| SCORE BY QUARTERS | 1st | 2nd | 3rd | 4th | OT | Total |
| Coastal Carolina | 69 | 100 | 37 | 61 | 0 | 267 |
| Opponents | 44 | 66 | 99 | 80 | 0 | 289 |

| | | | | | | | | | |
|---------------------|----|-----|------|------|-----|------|----|----|-------|
| RUSHING | GP | Att | Gain | Loss | Net | Avg | TD | Lg | Avg/G |
| FORDHAM, Jamie | 11 | 94 | 507 | 6 | 501 | 5.3 | 3 | 29 | 45.5 |
| SITTON, Arthur | 12 | 78 | 511 | 14 | 497 | 6.4 | 1 | 67 | 41.4 |
| O'NEAL, Eric | 9 | 79 | 422 | 17 | 405 | 5.1 | 3 | 49 | 45.0 |
| MacDOWALL, Zach | 11 | 80 | 401 | 163 | 238 | 3.0 | 5 | 38 | 21.6 |
| GAUSE, Racheed | 12 | 47 | 187 | 4 | 183 | 3.9 | 1 | 12 | 15.2 |
| RICHARDSON, William | 8 | 23 | 96 | 17 | 79 | 3.4 | 2 | 22 | 9.9 |
| FRYE, Anthony | 11 | 15 | 62 | 0 | 62 | 4.1 | 0 | 19 | 5.6 |
| CHILDERS, Jamie | 6 | 22 | 110 | 49 | 61 | 2.8 | 1 | 32 | 10.2 |
| STARR, Vince | 11 | 7 | 27 | 0 | 27 | 3.9 | 1 | 17 | 2.5 |
| BRUNSON, DJ. | 7 | 1 | 2 | 0 | 2 | 2.0 | 0 | 2 | 0.3 |
| JONES, Kenny | 8 | 1 | 0 | 0 | 0 | 0.0 | 0 | 0 | 0.0 |
| WILLIS, Marquel | 11 | 1 | 0 | 1 | -1 | -1.0 | 0 | 0 | -0.1 |

| | | | | | | | | |
|---------------------|----|--------|-------------|------|------|----|----|-------|
| PASSING | G | Effic | Cmp-Att-Int | Pct | Yds | TD | Lg | Avg/G |
| MacDOWALL, Zach | 11 | 144.99 | 157-256-6 | 61.3 | 2064 | 16 | 63 | 187.6 |
| RICHARDSON, William | 8 | 89.47 | 31-55-4 | 56.4 | 312 | 0 | 28 | 39.0 |
| CHILDERS, Jamie | 6 | 46.75 | 6-17-1 | 35.3 | 47 | 0 | 16 | 7.8 |

| | | | | | | | |
|------------------|----|-----|-----|------|----|------|-------|
| RECEIVING | G | No. | Yds | Avg | TD | Long | Avg/G |
| USHER, Trent | 11 | 33 | 503 | 15.2 | 4 | 56 | 45.7 |
| WHITLEY, Brandon | 12 | 32 | 382 | 11.9 | 3 | 63 | 31.8 |
| WILLIS, Marquel | 11 | 27 | 387 | 14.3 | 6 | 30 | 35.2 |
| FORDHAM, Jamie | 11 | 18 | 150 | 8.3 | 0 | 21 | 13.6 |
| GREENE, Jon | 12 | 17 | 201 | 11.8 | 0 | 31 | 16.8 |
| SITTON, Arthur | 12 | 16 | 144 | 9.0 | 0 | 29 | 12.0 |
| ANDERSON, Jamar | 9 | 12 | 229 | 19.1 | 1 | 61 | 25.4 |
| O'NEAL, Eric | 9 | 12 | 117 | 9.8 | 0 | 28 | 13.0 |
| GRAHAM, Keith | 12 | 10 | 112 | 11.2 | 1 | 19 | 9.3 |
| JONES, Kenny | 8 | 4 | 53 | 13.2 | 1 | 22 | 6.6 |
| FRYE, Anthony | 11 | 4 | 17 | 4.2 | 0 | 9 | 1.5 |
| MORGAN, Jonathan | 11 | 2 | 36 | 18.0 | 0 | 31 | 3.3 |
| LONG, Trae | 12 | 2 | 16 | 8.0 | 0 | 13 | 1.3 |

| | | | | | | | | | |
|-------------------------|-------|------|------|-------|---------|---------|------------|-----------|------|
| DEFENSIVE LEADERS | GP | Solo | Asst | Total | TFL/Yds | -Sacks- | -Pass Def- | -Fumbles- | Blkd |
| 55 RICE, DJ. | 12-10 | 34 | 52 | 86 | 4.5-18 | 1-0-7 | 1-20 | 4 | 1-0 |
| 13 FRASIER, Derrick | 12-11 | 29 | 38 | 67 | 6.0-22 | 1-0-10 | 1 | 1 | 1 |
| 38 WALLS, Chris | 12-12 | 33 | 25 | 58 | 8.5-43 | 2-5-13 | 1-8 | 3 | 1 |
| 43 OBOH, Phillip | 12-6 | 33 | 20 | 53 | 10.0-37 | 5-0-31 | 1 | 1 | 1 |
| 30 AUTRY, B. | 9-9 | 34 | 17 | 51 | 3.5-9 | 1 | 5 | 1 | 1-31 |
| 4 CUNNINGHAM, Keon | 12-10 | 23 | 19 | 42 | 2.0-21 | 1 | 3-51 | 5 | 1-0 |
| 36 DAVENPORT, Dominique | 4-4 | 25 | 14 | 39 | 2.5-14 | 1 | 1 | 1 | 1 |
| 91 BARBAREE, Brooks | 12-2 | 16 | 23 | 39 | 5.5-19 | 2-5-15 | 1 | 2 | 1 |
| 19 LOTT, Marcus | 12-3 | 16 | 19 | 35 | 0.5-2 | 1 | 1-20 | 5 | 1 |
| 24 NORMAN, Josh | 12-7 | 26 | 9 | 35 | 1.0-1 | 1 | 2-0 | 7 | 1 |
| 12 SANDERS, Brian | 12-2 | 18 | 13 | 31 | 1.0-3 | 0-5-2 | 1-11 | 1 | 1 |
| 16 STEWARD, Desmond | 12-2 | 11 | 19 | 30 | 1.5-2 | 1 | 1 | 1 | 1 |
| 97 JENNINGS, Warren | 12-12 | 17 | 13 | 30 | 7.0-44 | 3-0-34 | 1 | 4 | 4 |
| 26 REESE, Whitmin | 10-9 | 24 | 5 | 29 | 2.0-8 | 1 | 1-5 | 1 | 1 |
| 49 MASON, Ronnie | 11-7 | 6 | 17 | 23 | 3.5-6 | 1 | 1 | 2 | 1 |
| 46 WASHINGTON, Ron | 12-5 | 8 | 14 | 22 | 3.5-24 | 3-0-23 | 1 | 2 | 1 |
| 51 HOWE, Chase | 9-1 | 7 | 12 | 19 | 1 | 1 | 1 | 1 | 1-0 |
| 96 DONLEY, Clarence | 12-2 | 9 | 9 | 18 | 3.0-9 | 1 | 1 | 4 | 1</ |



2018 COASTAL CAROLINA FOOTBALL MEDIA GUIDE



2009 SEASON

| | | | | |
|----------------|---------|-------|-------|---------|
| RECORD: | OVERALL | HOME | AWAY | NEUTRAL |
| ALL GAMES | 5-6-0 | 5-0-0 | 0-6-0 | 0-0-0 |
| CONFERENCE | 3-3-0 | 3-0-0 | 0-3-0 | 0-0-0 |
| NON-CONFERENCE | 2-3-0 | 2-0-0 | 0-3-0 | 0-0-0 |

| DATE | OPPONENT | W/L | SCORE | ATTEND |
|------------|------------------------|-----|-------|--------|
| 09-03-09 | at Kent State (THURS) | L | 0-18 | 16481 |
| 09-12-09 | MONMOUTH | W | 24-17 | 6817 |
| 09-19-09 | at Towson | L | 17-21 | 7628 |
| 09-26-09 | NORTH CAROLINA A&T | W | 28-7 | 7367 |
| * 10-10-09 | VMI | W | 20-6 | 6506 |
| * 10-17-09 | at Liberty | L | 13-58 | 14371 |
| * 10-24-09 | at Stony Brook | L | 10-16 | 3292 |
| 10-31-09 | at Clemson | L | 3-49 | 74429 |
| * 11-07-09 | GARDNER-WEBB (HC) | W | 26-21 | 5797 |
| * 11-14-09 | PRESBYTERIAN | W | 41-37 | 5207 |
| * 11-21-09 | at Charleston Southern | L | 23-30 | 2914 |

* Big South Conference game

| RUSHING | GP | Att | Gain | Loss | Net | Avg | TD | Lg | Avg/G |
|------------------|----|-----|------|------|-----|------|----|----|-------|
| FRASER, Tommy | 11 | 144 | 688 | 17 | 671 | 4.7 | 4 | 39 | 61.0 |
| O'NEAL, Eric | 8 | 89 | 406 | 29 | 377 | 4.2 | 2 | 24 | 47.1 |
| HEIGHT, Jeremy | 8 | 59 | 242 | 17 | 225 | 3.8 | 0 | 18 | 28.1 |
| CHILDERS, Jamie | 9 | 49 | 219 | 56 | 163 | 3.3 | 3 | 18 | 18.1 |
| MacDOWALL, Zach | 11 | 77 | 289 | 126 | 163 | 2.1 | 3 | 24 | 14.8 |
| WHITENER, Marcus | 8 | 22 | 102 | 7 | 95 | 4.3 | 0 | 13 | 11.9 |
| CRAMER, Justin | 1 | 4 | 22 | 7 | 15 | 3.8 | 0 | 13 | 15.0 |
| JONES, Kenny | 10 | 1 | 4 | 0 | 4 | 4.0 | 0 | 4 | 0.4 |
| STARR, Vince | 11 | 2 | 4 | 1 | 3 | 1.5 | 0 | 4 | 0.3 |
| SULLIVAN, Adrian | 8 | 2 | 3 | 0 | 3 | 1.5 | 0 | 2 | 0.4 |
| HENDERSON, Tre | 11 | 1 | 0 | 0 | 0 | 0.0 | 0 | 0 | 0.0 |
| BOYDSTON, Mike | 1 | 1 | 0 | 0 | 0 | 0.0 | 0 | 0 | 0.0 |
| WILLIS, Marquel | 11 | 2 | 0 | 1 | -1 | -0.5 | 0 | 0 | -0.1 |
| ERDMAN, Ben | 11 | 2 | 4 | 13 | -9 | -4.5 | 0 | 4 | -0.8 |

| PASSING | G | Effic | Comp-Att-Int | Pct | Yds | TD | Lg | Avg/G |
|-----------------|----|--------|--------------|------|------|----|----|-------|
| MacDOWALL, Zach | 11 | 119.42 | 126-229-11 | 55.0 | 1664 | 9 | 55 | 151.3 |
| CHILDERS, Jamie | 9 | 92.78 | 27-53-6 | 50.9 | 289 | 3 | 38 | 32.1 |
| CRAMER, Justin | 1 | 108.67 | 2-3-0 | 66.7 | 15 | 0 | 11 | 15.0 |

| RECEIVING | G | No. | Yds | Avg | TD | Long | Avg/G |
|------------------|----|-----|-----|------|----|------|-------|
| WHITLEY, Brandon | 11 | 31 | 483 | 15.6 | 4 | 55 | 43.9 |
| DURAN, David | 11 | 19 | 273 | 14.4 | 1 | 47 | 24.8 |
| NICHOLAS, Paul | 11 | 17 | 244 | 14.4 | 2 | 28 | 22.2 |
| O'NEAL, Eric | 8 | 17 | 101 | 5.9 | 0 | 20 | 12.6 |
| FRASER, Tommy | 11 | 15 | 127 | 8.5 | 0 | 26 | 11.5 |
| WILLIS, Marquel | 11 | 14 | 145 | 10.4 | 0 | 20 | 13.2 |
| MORGAN, Jonathan | 11 | 12 | 203 | 16.9 | 0 | 46 | 18.5 |
| SULLIVAN, Adrian | 8 | 8 | 120 | 15.0 | 1 | 41 | 15.0 |
| HEIGHT, Jeremy | 8 | 5 | 35 | 7.0 | 0 | 11 | 4.4 |
| WHITENER, Marcus | 8 | 4 | 71 | 17.8 | 1 | 39 | 8.9 |
| PRESLEY, Chris | 11 | 4 | 68 | 17.0 | 1 | 50 | 6.2 |

| DEFENSIVE LEADERS | GP | Tackles | | | TFL/Yds | Sacks | Pass Def | | | Fumbles | Blkd | Saf |
|-------------------------|-------|---------|-----|-------|---------|--------|----------|------|-----|---------|------|-----|
| | | Solo | Ast | Total | | | Int-Yds | BrUp | QBH | | | |
| 16 STEWARD, Desmond | 11-9 | 22 | 38 | 60 | 4.5-8 | 0.5-2 | 1-16 | 1 | 1 | . | . | . |
| 52 BROWN, E.J. | 11-3 | 25 | 33 | 58 | 3.5-30 | 3.0-30 | 2-55 | 1 | . | 1 | . | . |
| 36 DAVENPORT, Dominique | 11-11 | 40 | 16 | 56 | 2.5-15 | . | 3-20 | 2 | . | . | . | . |
| 43 OBOH, Phillip | 11-11 | 21 | 34 | 55 | 9.0-40 | 6.5-37 | . | 1 | 3 | . | 2 | . |
| 13 FRASIER, Derrick | 11-9 | 22 | 22 | 44 | 3.5-15 | 1.0-9 | 1-2 | 1 | 1 | 1-0 | . | . |
| 38 WALLS, Chris | 10-9 | 23 | 20 | 43 | 3.5-30 | 2.5-26 | . | . | 2 | . | . | . |
| 24 NORMAN, Josh | 11-11 | 25 | 18 | 43 | 1.0-5 | . | 8-72 | 7 | . | 1 | 2 | . |
| 19 LOTT, Marcus | 11-11 | 28 | 13 | 41 | 1.0-5 | . | 2-0 | 5 | . | . | . | . |
| 30 AUTRY, Brandon | 9-5 | 16 | 17 | 33 | . | . | . | 1 | . | . | . | . |
| 95 DAVIS, Quinton | 11-10 | 11 | 22 | 33 | 7.0-26 | 3.0-17 | . | 1 | 4 | . | . | . |
| 56 BALKUNAS, Robert | 10-10 | 7 | 26 | 33 | 3.5-4 | . | . | 1 | . | . | . | . |
| 93 McFIELD, Chad | 11-6 | 7 | 18 | 25 | 2.5-5 | . | . | . | . | . | . | . |
| 40 JACOBS, Andrae | 11-1 | 10 | 15 | 25 | 2.5-16 | 1.0-13 | 1-22 | . | 1 | . | . | . |
| 53 HOLMAN, Dexter | 11-6 | 9 | 14 | 23 | 1.5-6 | . | . | . | 2 | 1-0 | . | . |
| 4 CUNNINGHAM, Keon | 11-2 | 16 | 6 | 22 | . | . | 1-13 | 3 | . | . | . | . |
| 28 MITCHELL, Carlton | 10-4 | 15 | 5 | 20 | 0.5-3 | 0.5-3 | 1-9 | 2 | . | . | . | . |
| 35 HARRISON, Brian | 9-1 | 8 | 10 | 18 | 1.5-11 | 1.5-11 | . | . | . | . | . | . |
| 21 JOLLY, Tarvorris | 10-1 | 8 | 7 | 15 | . | . | 1-3 | 1 | . | . | . | . |
| 98 WHITESIDE, Dominique | 9-0 | 7 | 6 | 13 | 1.5-15 | 1.5-15 | . | . | . | . | . | . |
| 9 DAVIS, Jamel | 11-1 | 5 | 7 | 12 | . | . | . | . | 2 | . | . | . |
| 58 HARPER, Kent | 9-0 | 2 | 9 | 11 | 3.5-20 | 2.0-17 | . | . | . | . | 1 | . |
| 48 CAMPBELL, Tyler | 9-0 | 5 | 6 | 11 | . | . | . | . | . | . | . | . |
| 92 HARDEN, Jeremy | 8-0 | . | 8 | 8 | 1.0-2 | . | . | . | . | . | . | . |
| 42 HAWKINS, Corey | 11-0 | 3 | 5 | 8 | 0.5-0 | . | . | . | . | . | . | . |
| 12 SANDERS, Brian | 11-0 | 3 | 5 | 8 | . | . | . | . | . | . | . | . |
| 46 JENKINS, B.J. | 8-0 | 5 | 2 | 7 | 3.0-10 | 1.0-5 | . | . | 1 | . | . | . |
| 97 OWENS, Donnie | 6-0 | 3 | 2 | 5 | 1.0-12 | 1.0-12 | . | . | . | . | . | . |
| 2A FLADGER, Marcus | 6-0 | . | 4 | 4 | . | . | . | . | . | 1-0 | . | . |
| 6 HENDERSON, Tre | 11-0 | 1 | 3 | 4 | . | . | . | . | . | . | . | . |

| | | | | | | | |
|---------------|----|---|----|------|---|----|-----|
| JONES, Kenny | 10 | 4 | 36 | 9.0 | 0 | 19 | 3.6 |
| WESLEY, Akeem | 8 | 2 | 31 | 15.5 | 2 | 25 | 3.9 |
| FLOYD, C. | 5 | 1 | 22 | 22.0 | 0 | 22 | 4.4 |
| COLLINS, Ben | 11 | 1 | 5 | 5.0 | 0 | 5 | 0.5 |
| BIRCH, Justin | 6 | 1 | 4 | 4.0 | 0 | 4 | 0.7 |

| FIELD GOALS | FGM-FGA | Pct | 01-19 | 20-29 | 30-39 | 40-49 | 50+ | Lg | Blk |
|----------------|---------|------|-------|-------|-------|-------|-----|----|-----|
| DURHAM, Justin | 13-19 | 68.4 | 1-1 | 4-4 | 7-8 | 1-6 | 0-0 | 42 | 2 |


| PUNTING | No. | Yds | Avg | Long | TB | FC | I20 | Blkd |
|-------------|-----|------|------|------|----|----|-----|------|
| ERDMAN, Ben | 51 | 1689 | 33.1 | 56 | 2 | 7 | 9 | 0 |

| SCORING | TD | FGs | PATs | | | Pass | DXP | Saf | Pts |
|------------------|----|-------|-------|------|-----|------|-----|-----|-----|
| | | | Kick | Rush | Rcv | | | | |
| DURHAM, Justin | 0 | 13-19 | 20-22 | 0-0 | 0 | 0-0 | 0 | 0 | 59 |
| WHITLEY, Brandon | 4 | 0-0 | 0-0 | 0-0 | 0 | 0-0 | 0 | 0 | 24 |
| FRASER, Tommy | 4 | 0-0 | 0-0 | 0-0 | 0 | 0-0 | 0 | 0 | 24 |
| CHILDERS, Jamie | 3 | 0-0 | 0-0 | 0-0 | 0 | 0-0 | 0 | 0 | 18 |
| MacDOWALL, Zach | 3 | 0-0 | 0-0 | 0-0 | 0 | 1-2 | 0 | 0 | 18 |
| NICHOLAS, Paul | 2 | 0-0 | 0-0 | 0-0 | 0 | 0-0 | 0 | 0 | 12 |
| O'NEAL, Eric | 2 | 0-0 | 0-0 | 0-0 | 0 | 0-0 | 0 | 0 | 12 |
| WESLEY, Akeem | 2 | 0-0 | 0-0 | 0-0 | 0 | 0-0 | 0 | 0 | 12 |
| DURAN, David | 1 | 0-0 | 0-0 | 0-0 | 1 | 0-0 | 0 | 0 | 8 |
| WHITENER, Marcus | 1 | 0-0 | 0-0 | 0-0 | 0 | 0-0 | 0 | 0 | 6 |
| SULLIVAN, Adrian | 1 | 0-0 | 0-0 | 0-0 | 0 | 0-0 | 0 | 0 | 6 |
| PRESLEY, Chris | 1 | 0-0 | 0-0 | 0-0 | 0 | 0-0 | 0 | 0 | 6 |
| NORMAN, Josh | 0 | 0-0 | 0-0 | 0-0 | 0 | 0-0 | 0 | 0 | 0 |

| INTERCEPTIONS | No. | Yds | Avg | TD | Long |
|----------------------|-----|-----|------|----|------|
| NORMAN, Josh | 8 | 72 | 9.0 | 0 | 29 |
| DAVENPORT, Dominique | 3 | 20 | 6.7 | 0 | 12 |
| BROWN, E.J. | 2 | 55 | 27.5 | 0 | 29 |
| LOTT, Marcus | 2 | 0 | 0.0 | 0 | 0 |
| FRASIER, Derrick | 1 | 2 | 2.0 | 0 | 2 |
| JACOBS, Andrae | 1 | 22 | 22.0 | 0 | 22 |
| MITCHELL, Carlton | 1 | 9 | 9.0 | 0 | 9 |
| STEWART, Desmond | 1 | 16 | 16.0 | 0 | 16 |
| JOLLY, Tarvorris | 1 | 3 | 3.0 | 0 | 3 |
| CUNNINGHAM, Keon | 1 | 13 | 13.0 | 0 | 13 |

| PUNT RETURNS | No. | Yds | Avg | TD | Long |
|--------------|-----|-----|-----|----|------|
| OWEN, Jake | 10 | 64 | 6.4 | 0 | 15 |
| NORMAN, Josh | 4 | 21 | 5.2 | 0 | 8 |

| KICK RETURNS | No. | Yds | Avg | TD | Long |
|-------------------|-----|-----|------|----|------|
| HENDERSON, Tre | 24 | 445 | 18.5 | 0 | 35 |
| OWEN, Jake | 10 | 217 | 21.7 | 0 | 49 |
| BRUNSON, D.J. | 4 | 55 | 13.8 | 0 | 20 |
| MITCHELL, Carlton | 2 | 36 | 18.0 | 0 | 20 |
| LONG, Trae | 1 | 8 | 8.0 | 0 | 8 |
| HEIGHT, Jeremy | 1 | 31 | 31.0 | 0 | 31 |
| WHITENER, Marcus | 1 | 11 | 11.0 | 0 | 11 |
| JONES, Kenny | 1 | 37 | 37.0 | 0 | 37 |
| BIRCH, Justin | 1 | 6 | 6.0 | 0 | 6 |
| SULLIVAN, Adrian | 1 | 1 | 1.0 | 0 | 1 |



| TEAM STATISTICS | COASTAL | OPP |
|-----------------------|------------|------------|
| SCORING | 205 | 280 |
| Points Per Game | 18.6 | 25.5 |
| FIRST DOWNS | 210 | 203 |
| Rushing | 98 | 104 |
| Passing | 93 | 84 |
| Penalty | 19 | 15 |
| RUSHING YARDAGE | 1683 | 1946 |
| Yards gained rushing | 1983 | 2240 |
| Yards lost rushing | 300 | 294 |
| Rushing Attempts | 461 | 433 |
| Average Per Rush | 3.7 | 4.5 |
| Average Per Game | 153.0 | 176.9 |
| TDs Rushing | 12 | 20 |
| PASSING YARDAGE | 1968 | 1766 |
| Comp-Att-Int | 155-286-17 | 149-263-21 |
| Average Per Pass | 6.9 | 6.7 |
| Average Per Catch | 12.7 | 11.9 |
| Average Per Game | 178.9 | 160.5 |
| TDs Passing | 12 | 15 |
| TOTAL OFFENSE | 3651 | 3712 |
| Total Plays | 747 | 696 |
| Average Per Play | 4.9 | 5.3 |
| Average Per Game | 331.9 | 337.5 |
| KICK RETURNS: #-Yards | 47-847 | 36-619 |
| PUNT RETURNS: #-Yards | 14-85 | 17-141 |
| INT RETURNS: #-Yards | 21-212 | 17-359 |
| KICK RETURN AVERAGE | 18.0 | 17.2 |
| PUNT RETURN AVERAGE | 6.1 | 8.3 |
| INT RETURN AVERAGE | 10.1 | 21.1 |
| FUMBLES-LOST | 18-10 | 14-4 |
| PENALTIES-Yards | 73-667 | 90-739 |
| Average Per Game | 60.6 | 67.2 |
| PUNTS-Yards | 51-1689 | 51-1964 |
| Average Per Punt | 33.1 | |



2018 COASTAL CAROLINA FOOTBALL MEDIA GUIDE



BIG SOUTH CHAMPIONS - NCAA PLAYOFFS



2010 SEASON

FINAL NATIONAL RANK: 27th (media)/27th (coach)

| | | | | |
|----------------|---------|-------|-------|---------|
| RECORD: | OVERALL | HOME | AWAY | NEUTRAL |
| ALL GAMES | 6-6-0 | 3-3-0 | 3-3-0 | 0-0-0 |
| CONFERENCE | 5-1-0 | 2-1-0 | 3-0-0 | 0-0-0 |
| NON-CONFERENCE | 1-5-0 | 1-2-0 | 0-3-0 | 0-0-0 |

| DATE | OPPONENT | W/L | SCORE | ATTEND |
|--------------|-------------------------|-----|-------|--------|
| 09-04-10 | at #25 West Virginia | L | 0-31 | 57862 |
| 09-11-10 | at Towson (SOT) | L | 45-47 | 8990 |
| 09-18-10 | GEORGIA SOUTHERN | L | 26-43 | 8857 |
| 09-25-10 | DELAWARE STATE | W | 34-14 | 9218 |
| 10-02-10 | at #11 Richmond | L | 19-41 | 8464 |
| * 10-16-10 | at Presbyterian College | W | 35-7 | 4753 |
| * 10-23-10 | STONY BROOK (HC) | L | 28-38 | 8671 |
| * 10-30-10at | Gardner-Webb (OT) | W | 30-27 | 3750 |
| * 11-06-10 | at VMI | W | 31-3 | 5123 |
| * 11-13-10 | #11 LIBERTY | W | 45-31 | 7764 |
| * 11-20-10 | CHARLESTON SOUTHERN | W | 70-3 | 7503 |
| ^ 11-27-10 | #21 WESTERN ILLINOIS | L | 10-17 | 4556 |

* Big South Conference game
^ - NCAA Division I FCS Championship

| | | | | | | | |
|-----------------|----|---|----|------|---|----|-----|
| WESLEY, Akeem | 12 | 5 | 53 | 10.6 | 0 | 25 | 4.4 |
| FLOYD, Chris | 11 | 4 | 40 | 10.0 | 0 | 17 | 3.6 |
| GAUSE, Racheed | 11 | 3 | 21 | 7.0 | 1 | 8 | 1.9 |
| COLLINS, Ben | 12 | 2 | 73 | 36.5 | 0 | 53 | 6.1 |
| JONES, Aaron | 10 | 2 | 13 | 6.5 | 0 | 13 | 1.3 |
| BOSWELL, Jamaul | 8 | 1 | 13 | 13.0 | 1 | 13 | 1.6 |
| SMALL, Travis | 2 | 1 | 5 | 5.0 | 0 | 5 | 2.5 |

| | | | | | | | | | |
|----------------|---------|------|-------|-------|-------|-------|-----|----|-----|
| FIELD GOALS | FGM-FGA | Pct | 01-19 | 20-29 | 30-39 | 40-49 | 50+ | Lg | Blk |
| DURHAM, Justin | 8-14 | 57.1 | 0-0 | 2-5 | 2-2 | 4-7 | 0-0 | 46 | 0 |

| | | | | | | | | |
|-------------|-----|------|------|------|----|----|-----|------|
| PUNTING | No. | Yds | Avg | Long | TB | FC | I20 | Blkd |
| ERDMAN, Ben | 61 | 2143 | 35.1 | 50 | 3 | 15 | 11 | 1 |

| SCORING | TD | FGs | PATs | | | Rush | Pass | DXP | Saf | Pts |
|-----------------------|----|------|-------|------|-----|------|------|-----|-----|-----|
| | | | Kick | Rush | Rcv | | | | | |
| DURHAM, Justin | 0 | 8-14 | 41-45 | 0-0 | 0 | 0-0 | 0 | 0 | 0 | 65 |
| MacDOWALL, Zach | 8 | 0-0 | 0-0 | 1-1 | 0 | 0-3 | 0 | 0 | 0 | 50 |
| O'NEAL, Eric | 8 | 0-0 | 0-0 | 0-0 | 0 | 0-0 | 0 | 0 | 0 | 48 |
| WHITLEY, Brandon | 6 | 0-0 | 0-0 | 0-0 | 0 | 0-0 | 0 | 0 | 0 | 36 |
| HAZEL, Matt | 5 | 0-0 | 0-0 | 0-0 | 0 | 0-0 | 0 | 0 | 0 | 30 |
| WILLIS, Marquel | 4 | 0-0 | 0-0 | 0-0 | 0 | 0-0 | 0 | 0 | 0 | 24 |
| GAUSE, Racheed | 3 | 0-0 | 0-0 | 0-0 | 0 | 0-0 | 0 | 0 | 0 | 18 |
| DURAN, David | 2 | 0-0 | 0-0 | 0-0 | 0 | 0-0 | 0 | 0 | 0 | 12 |
| HILLARY, Aramis | 2 | 0-0 | 0-0 | 0-0 | 0 | 0-1 | 0 | 0 | 0 | 12 |
| DAVENPORT, Dominique | 2 | 0-0 | 0-0 | 0-0 | 0 | 0-0 | 0 | 0 | 0 | 12 |
| JOLLY, Tarvorris | 1 | 0-0 | 0-0 | 0-0 | 0 | 0-0 | 0 | 0 | 0 | 6 |
| WHITENER, Marcus | 1 | 0-0 | 0-0 | 0-0 | 0 | 0-0 | 0 | 0 | 0 | 6 |
| CHILDERS, Jamie | 1 | 0-0 | 0-0 | 0-0 | 0 | 0-0 | 0 | 0 | 0 | 6 |
| BOSWELL, Jamaul | 1 | 0-0 | 0-0 | 0-0 | 0 | 0-0 | 0 | 0 | 0 | 6 |
| JONES, Aaron | 1 | 0-0 | 0-0 | 0-0 | 0 | 0-0 | 0 | 0 | 0 | 6 |
| LONG, Trae | 1 | 0-0 | 0-0 | 0-0 | 0 | 0-0 | 0 | 0 | 0 | 6 |
| CUNNINGHAM, Keon | 1 | 0-0 | 0-0 | 0-0 | 0 | 0-0 | 0 | 0 | 0 | 6 |
| FRYE, Anthony | 1 | 0-0 | 0-0 | 0-0 | 0 | 0-0 | 0 | 0 | 0 | 6 |
| HENDERSON, Tre | 1 | 0-0 | 0-0 | 0-0 | 0 | 0-0 | 0 | 0 | 0 | 6 |
| HEIGHT, Jeremy | 1 | 0-0 | 0-0 | 0-0 | 0 | 0-0 | 0 | 0 | 0 | 6 |
| MASTROMATTEO, Niccolo | 1 | 0-0 | 0-0 | 0-0 | 0 | 0-0 | 0 | 0 | 0 | 6 |

| | | | | | |
|----------------------|-----|-----|------|----|------|
| INTERCEPTIONS | No. | Yds | Avg | TD | Long |
| DAVENPORT, Dominique | 6 | 107 | 17.8 | 2 | 37 |
| CUNNINGHAM, Keon | 2 | 75 | 37.5 | 1 | 39 |
| LOTT, Marcus | 2 | 0 | 0.0 | 0 | 0 |
| NORMAN, Josh | 1 | 0 | 0.0 | 0 | 0 |
| HARTSFIELD, Johnny | 1 | 0 | 0.0 | 0 | 0 |
| HENDERSON, Tre | 1 | 66 | 66.0 | 1 | 66 |

| | | | | | |
|-----------------------|-----|-----|------|----|------|
| PUNT RETURNS | No. | Yds | Avg | TD | Long |
| MASTROMATTEO, Niccolo | 32 | 247 | 7.7 | 1 | 91 |
| NORMAN, Josh | 1 | 34 | 34.0 | 0 | 34 |

| | | | | | |
|-----------------------|-----|-----|------|----|------|
| KICK RETURNS | No. | Yds | Avg | TD | Long |
| MASTROMATTEO, Niccolo | 20 | 483 | 24.1 | 0 | 55 |
| HEIGHT, Jeremy | 14 | 335 | 23.9 | 0 | 78 |
| HENDERSON, Tre | 5 | 78 | 15.6 | 0 | 20 |
| FRYE, Anthony | 3 | 25 | 8.3 | 0 | 9 |
| SULLIVAN, Adrian | 2 | 29 | 14.5 | 0 | 19 |
| JONES, Kenny | 1 | 17 | 17.0 | 0 | 17 |
| DURAN, David | 1 | 40 | 40.0 | 0 | 40 |
| LIMOLI, Mike | 1 | 11 | 11.0 | 0 | 11 |
| O'NEAL, Eric | 1 | 22 | 22.0 | 0 | 22 |
| COLLINS, Ben | 1 | 12 | 12.0 | 0 | 12 |

| TEAM STATISTICS | COASTAL | OPP | | | | |
|-------------------------|-------------|-------------|-----|-----|----|-------|
| SCORING | 373 | 302 | | | | |
| Points Per Game | 31.1 | 25.2 | | | | |
| FIRST DOWNS | 238 | 211 | | | | |
| Rushing | 91 | 103 | | | | |
| Passing | 132 | 89 | | | | |
| Penalty | 15 | 19 | | | | |
| RUSHING YARDAGE | 1759 | 1807 | | | | |
| Yards gained rushing | 1991 | 2119 | | | | |
| Yards lost rushing | 232 | 312 | | | | |
| Rushing Attempts | 438 | 485 | | | | |
| Average Per Rush | 4.0 | 3.7 | | | | |
| Average Per Game | 146.6 | 150.6 | | | | |
| TDs Rushing | 22 | 22 | | | | |
| PASSING YARDAGE | 2801 | 2195 | | | | |
| Comp-Att-Int | 226-374-18 | 198-345-13 | | | | |
| Average Per Pass | 7.5 | 6.4 | | | | |
| Average Per Catch | 12.4 | 11.1 | | | | |
| Average Per Game | 233.4 | 182.9 | | | | |
| TDs Passing | 23 | 14 | | | | |
| TOTAL OFFENSE | 4560 | 4002 | | | | |
| Total Plays | 812 | 830 | | | | |
| Average Per Play | 5.6 | 4.8 | | | | |
| Average Per Game | 380.0 | 333.5 | | | | |
| KICK RETURNS: #-Yards | 51-1057 | 49-787 | | | | |
| PUNT RETURNS: #-Yards | 33-281 | 19-183 | | | | |
| INT RETURNS: #-Yards | 13-248 | 18-131 | | | | |
| KICK RETURN AVERAGE | 20.7 | 16.1 | | | | |
| PUNT RETURN AVERAGE | 8.5 | 9.6 | | | | |
| INT RETURN AVERAGE | 19.1 | 7.3 | | | | |
| FUMBLES-LOST | 20-9 | 21-10 | | | | |
| PENALTIES-Yards | 92-760 | 79-632 | | | | |
| Average Per Game | 63.3 | 52.7 | | | | |
| PUNTS-Yards | 62-2143 | 74-2877 | | | | |
| Average Per Punt | 34.6 | 38.9 | | | | |
| Net punt average | 30.6 | 34.0 | | | | |
| KICKOFFS-Yards | 62-3416 | 54-3166 | | | | |
| Average Per Kick | 55.1 | 58.6 | | | | |
| Net kick average | 50.9 | 37.9 | | | | |
| TIME OF POSSESSION/Game | 28:33 | 31:26 | | | | |
| 3RD-DOWN Conversions | 64/161 | 72/188 | | | | |
| 3rd-Down Pct | 40% | 38% | | | | |
| 4TH-DOWN Conversions | 8/15 | 9/21 | | | | |
| 4th-Down Pct | 53% | 43% | | | | |
| SACKS BY-Yards | 25-167 | 7-67 | | | | |
| MISC YARDS | 98 | 0 | | | | |
| TOUCHDOWNS SCORED | 51 | 38 | | | | |
| FIELD GOALS-ATTEMPTS | 8-14 | 12-14 | | | | |
| ON-SIDE KICKS | 1-2 | 1-2 | | | | |
| RED-ZONE SCORES | (38-49) 78% | (35-46) 76% | | | | |
| RED-ZONE TOUCHDOWNS | (34-49) 69% | (27-46) 59% | | | | |
| PAT-ATTEMPTS | (41-45) 91% | (32-34) 94% | | | | |
| ATTENDANCE | 46569 | 88942 | | | | |
| Games/Avg Per Game | 6/7762 | 6/14824 | | | | |
| SCORE BY QUARTERS | 1st | 2nd | 3rd | 4th | OT | Total |
| Coastal Carolina | 73 | 109 | 79 | 82 | 30 | 373 |
| Opponents | 50 | 80 | 52 | 91 | 29 | 302 |

| | | | | | | | | | |
|------------------|----|-----|------|------|-----|------|----|----|-------|
| RUSHING | GP | Att | Gain | Loss | Net | Avg | TD | Lg | Avg/G |
| O'NEAL, Eric | 12 | 179 | 832 | 51 | 781 | 4.4 | 6 | 40 | 65.1 |
| MacDOWALL, Zach | 12 | 96 | 473 | 95 | 378 | 3.9 | 8 | 25 | 31.5 |
| GAUSE, Racheed | 11 | 44 | 188 | 3 | 185 | 4.2 | 2 | 24 | 16.8 |
| JONES, Aaron | 10 | 26 | 160 | 8 | 152 | 5.8 | 1 | 26 | 15.2 |
| WHITENER, Marcus | 10 | 35 | 132 | 20 | 112 | 3.2 | 1 | 27 | 11.2 |
| HEIGHT, Jeremy | 12 | 30 | 99 | 19 | 80 | 2.7 | 1 | 13 | 6.7 |
| ERDMAN, Ben | 12 | 3 | 32 | 0 | 32 | 10.7 | 0 | 22 | 2.7 |
| HILLARY, Aramis | 5 | 7 | 26 | 2 | 24 | 3.4 | 2 | 11 | 4.8 |
| CHILDERS, Jamie | 12 | 2 | 15 | 0 | 15 | 7.5 | 0 | 14 | 1.2 |
| FRYE, Anthony | 12 | 7 | 15 | 0 | 15 | 2.1 | 1 | 7 | 1.2 |
| JONES, Kenny | 6 | 1 | 13 | 0 | 13 | 13.0 | 0 | 13 | 2.2 |
| WILLIS, Marquel | 12 | 2 | 0 | 1 | -1 | -0.5 | 0 | 0 | -0.1 |

| | | | | | | | | |
|-----------------|----|--------|-------------|-------|------|----|----|-------|
| PASSING | G | Effic | Cmp-Att-Int | Pct | Yds | TD | Lg | Avg/G |
| MacDOWALL, Zach | 12 | 134.32 | 211-347-16 | 60.8 | 2632 | 20 | 62 | 219.3 |
| HILLARY, Aramis | 5 | 93.55 | 13-25-2 | 52.0 | 130 | 1 | 24 | 26.4 |
| HEIGHT, Jeremy | 12 | 539.20 | 1-1-0 | 100.0 | 13 | 1 | 13 | 1.1 |
| DAVIS, Dushawn | 12 | 631.60 | 1-1-0 | 100.0 | 24 | 1 | 24 | 2.0 |

| | | | | | | | |
|------------------|----|-----|-----|------|----|------|-------|
| RECEIVING | G | No. | Yds | Avg | TD | Long | Avg/G |
| WHITLEY, Brandon | 12 | 40 | 545 | 13.6 | 6 | 48 | 45.4 |
| DURAN, David | 12 | 34 | 472 | 13.9 | 2 | 34 | 39.3 |
| O'NEAL, Eric | 12 | 30 | 247 | 8.2 | 2 | 28 | 20.6 |
| WILLIS, Marquel | 12 | 29 | 446 | 15.4 | 4 | 62 | 37.2 |
| HAZEL, Matt | 11 | 20 | 276 | 13.8 | 5 | 39 | 25.1 |
| CHILDERS, Jamie | 12 | 19 | 218 | 11.5 | 1 | 31 | 18.2 |
| WHITENER, Marcus | 10 | 9 | 54 | 6.0 | 0 | 14 | 5.4 |
| MORGAN, Jonathan | 12 | 8 | 99 | 12.4 | 0 | 26 | 8.2 |
| SULLIVAN, Adrian | 12 | 7 | 43 | 6.1 | 0 | 12 | 3.6 |
| LONG, Trae | 9 | 6 | 107 | 17.8 | 1 | 41 | 11.9 |
| HEIGHT, Jeremy | 12 | 6 | 76 | 12.7 | 0 | 31 | 6.3 |

| | | | | | | | | | | | | |
|-------------------------|-------|------|---------|-------|---------|---------|----------|----------|------|---------|---------|-------------|
| DEFENSIVE LEADERS | GP | Solo | Tackles | | Total | TFL/Yds | Sacks | Pass Def | | Fumbles | | Blkd |
| | | | Ast | Total | | | No-Yards | Int-Yds | BrUp | OBH | Rcv-Yds | FF Kick Saf |
| 40 JACOBS, Andrae | 12-11 | 50 | 54 | 104 | 12.0-30 | 2.0-8 | | 1 | 2 | | 1 | |
| 16 STEWARD, Desmond | 12-11 | 34 | 46 | 80 | 6.0-14 | 1.5-7 | | | 1 | | 1 | |
| 36 DAVENPORT, Dominique | 12-12 | 39 | 28 | 67 | 4.5-9 | | 6-107 | 5 | | | | |
| 19 LOTT, Marcus | 12-12 | 39 | 28 | 67 | 3.5-13 | | 2-0 | 3 | | | 1 | |
| 24 NORMAN, Josh | 12-11 | 38 | 18 | 56 | 3.0-7 | | 1-0 | 9 | | | 1 | 1 |
| 53 HOLMAN, Dexter | 12-7 | 26 | 25 | 51 | 6.0-26 | 2.5-20 | | | | | 2 | |
| 38 WALLS, Chris | 12-12 | 23 | 22 | 45 | 7.0-30 | 1.0-10 | | 3 | 2 | | | |
| 58 HARPER, Kent | 12-8 | 23 | 19 | 42 | 10.0-50 | 5.0-38 | | | 4 | 1-0 | | |
| 12 SANDERS, Brian | 12-0 | 22 | 11 | 33 | 0.5-4 | 0.5-4 | | 3 | | | 1 | |
| 93 McFIELD, Chad | 12-7 | 11 | 19 | 30 | 3.0-22 | 1.5-17 | | | 1 | 1-0 | | |
| 4 CUNNINGHAM, Keon | 12-0 | 17 | 10 | 27 | 2.0-9 | | 2-75 | 2 | | 1-0 | 1 | |
| 51 THOMAS, Chris | | | | | | | | | | | | |



2018 COASTAL CAROLINA FOOTBALL MEDIA GUIDE



2011 SEASON

| | | | | |
|----------------|---------|-------|-------|---------|
| RECORD: | OVERALL | HOME | AWAY | NEUTRAL |
| ALL GAMES | 7-4-0 | 5-1-0 | 2-3-0 | 0-0-0 |
| CONFERENCE | 3-3-0 | 2-1-0 | 1-2-0 | 0-0-0 |
| NON-CONFERENCE | 4-1-0 | 3-0-0 | 1-1-0 | 0-0-0 |

| DATE | OPPONENT | W/L | SCORE | ATTEND |
|-----------------------------------|-----------------------|-----|-------|--------|
| 09-03-11 | FURMAN | W | 30-23 | 8336 |
| 09-10-11 | CATAWBA | W | 20-3 | 7977 |
| 09-17-11 | at Georgia | L | 0-59 | 91946 |
| 09-24-11 | at North Carolina A&T | W | 31-14 | 9709 |
| * 10-08-11 | VMI | W | 34-10 | 8211 |
| * 10-15-11 at Liberty | | L | 27-63 | 19111 |
| * 10-22-11 | GARDNER-WEBB (HC) | L | 24-26 | 8705 |
| * 10-29-11 | at Stony Brook | L | 0-42 | 1619 |
| * 11-05-11 | PRESBYTERIAN | W | 15-8 | 8927 |
| * 11-12-11 at Charleston Southern | | W | 45-38 | 2933 |
| 11-19-11 | at Western Carolina | W | 45-21 | 5201 |

* Big South Conference game

| RUSHING | GP | Att | Gain | Loss | Net | Avg | TD | Lg | Avg/G |
|-----------------------|----|-----|------|------|-----|-------|----|----|-------|
| SMALL, Travis | 11 | 92 | 452 | 20 | 432 | 4.7 | 4 | 31 | 39.3 |
| WHITENER, Marcus | 10 | 60 | 332 | 14 | 318 | 5.3 | 0 | 27 | 31.8 |
| HILLARY, Aramis | 11 | 81 | 362 | 94 | 268 | 3.3 | 7 | 35 | 24.4 |
| HEIGHT, Jeremy | 9 | 57 | 217 | 20 | 197 | 3.5 | 0 | 17 | 21.9 |
| JONES, Aaron | 10 | 41 | 106 | 18 | 88 | 2.1 | 2 | 18 | 8.8 |
| KENNEDY, Bucky | 11 | 26 | 94 | 8 | 86 | 3.3 | 0 | 16 | 7.8 |
| SULLIVAN, Adrian | 11 | 6 | 57 | 0 | 57 | 9.5 | 0 | 23 | 5.2 |
| CRAIG, Cody | 7 | 21 | 59 | 12 | 47 | 2.2 | 0 | 8 | 6.7 |
| CHILDERS, Jamie | 8 | 18 | 65 | 24 | 41 | 2.3 | 0 | 10 | 5.1 |
| FLOYD, Chris | 11 | 1 | 24 | 0 | 24 | 24.0 | 0 | 24 | 2.2 |
| WESLEY, Akeem | 11 | 2 | 20 | 0 | 20 | 10.0 | 0 | 12 | 1.8 |
| SILVERBERG, Zach | 8 | 8 | 26 | 13 | 13 | 1.6 | 0 | 10 | 1.6 |
| BENNETT, DeMario | 11 | 1 | 5 | 0 | 5 | 5.0 | 0 | 5 | 0.5 |
| HALL, Logan | 1 | 1 | 5 | 0 | 5 | 5.0 | 0 | 5 | 5.0 |
| HILTON, Shaq | 5 | 2 | 0 | 0 | 0 | 0.0 | 0 | 0 | 0.0 |
| MASTROMATTEO, Niccolo | 11 | 1 | 0 | 0 | 0 | 0.0 | 0 | 0 | 0.0 |
| WITCHER, Trevor | 7 | 1 | 0 | 3 | -3 | -3.0 | 0 | 0 | -0.4 |
| CAIN, Austin | 11 | 1 | 0 | 16 | -16 | -16.0 | 0 | 0 | -1.5 |

| PASSING | G | Effic | Cmp-Att-Int | Pct | Yds | TD | Lg | Avg/G |
|------------------|----|--------|-------------|-------|------|----|----|-------|
| HILLARY, Aramis | 11 | 146.51 | 148-226-5 | 65.5 | 1749 | 14 | 58 | 159.0 |
| CHILDERS, Jamie | 8 | 103.04 | 15-38-0 | 39.5 | 209 | 2 | 35 | 26.1 |
| CRAIG, Cody | 7 | 159.60 | 6-10-0 | 60.0 | 40 | 2 | 28 | 5.7 |
| HAZEL, Matt | 11 | 606.40 | 1-1-0 | 100.0 | 21 | 1 | 21 | 1.9 |
| BENNETT, DeMario | 11 | 698.80 | 1-1-0 | 100.0 | 32 | 1 | 32 | 2.9 |
| HEIGHT, Jeremy | 9 | 0.00 | 0-1-0 | 0.0 | 0 | 0 | 0 | 0.0 |

| RECEIVING | G | No. | Yds | Avg | TD | Long | Avg/G |
|------------------|----|-----|-----|------|----|------|-------|
| HAZEL, Matt | 11 | 32 | 488 | 15.2 | 6 | 58 | 44.4 |
| WESLEY, Akeem | 11 | 19 | 223 | 11.7 | 2 | 27 | 20.3 |
| PRESLEY, Chris | 10 | 18 | 223 | 12.4 | 3 | 32 | 22.3 |
| HEIGHT, Jeremy | 9 | 15 | 105 | 7.0 | 0 | 19 | 11.7 |
| BENNETT, DeMario | 11 | 14 | 164 | 11.7 | 2 | 35 | 14.9 |
| SULLIVAN, Adrian | 11 | 12 | 220 | 18.3 | 1 | 54 | 20.0 |

| DEFENSIVE LEADERS | GP | Tackles | | | TFL/Yds | Sacks | Pass Def | | Fumbles | Blkd |
|------------------------|----|---------|------|-------|---------|--------|----------|------|---------|------|
| | | Solo | Asst | Total | | | Int-Yds | BrUp | | |
| 24 NORMAN, Josh | 11 | 49 | 13 | 62 | 2.0-5 | 2-0 | 12 | 1 | 2 | 1 |
| 16 STEWARD, Desmond | 11 | 29 | 22 | 51 | 4.5-13 | 1.0-8 | 2 | 1 | . | . |
| 2.6 HOUSTON, Johnnie | 10 | 31 | 18 | 49 | 2.0-6 | . | 2-34 | 1 | . | . |
| 40 JACOBS, Andrae | 11 | 35 | 11 | 46 | 10.0-35 | 2.0-10 | . | . | . | . |
| 19 LOTT, Marcus | 9 | 29 | 12 | 41 | 4.0-13 | . | 4 | . | 1 | 1 |
| 43 GEORGE, Philip | 11 | 30 | 10 | 40 | 2.0-13 | 1.0-11 | 1-16 | 2 | 1 | 1-0 |
| 95 DAVIS, Quinton | 11 | 18 | 21 | 39 | 5.5-12 | 2.0-4 | . | 1 | 1-17 | . |
| 13 FRASIER, Derrick | 11 | 25 | 12 | 37 | 10.0-43 | 4.5-28 | 1-0 | 2 | . | . |
| 10 McCLURE, Mike | 11 | 22 | 14 | 36 | 2.0-2 | . | 1 | . | 1-0 | 1 |
| 93 McFIELD, Chad | 11 | 18 | 15 | 33 | 2.0-7 | 1.0-6 | . | . | . | . |
| 30 BACKUS, Quinn | 10 | 18 | 13 | 31 | 1.5-15 | 0.5-10 | . | 1 | 1-1 | . |
| 51 THOMAS, Chris | 10 | 15 | 15 | 30 | 8.5-49 | 3.5-34 | . | 1 | 4 | 1-0 |
| 35 HARRISON, Brian | 11 | 12 | 10 | 22 | 1.0-2 | . | . | . | 1 | . |
| 37 WILLIAMS, Pernell | 11 | 17 | 5 | 22 | . | . | 2 | . | . | . |
| 91 HARTSFIELD, Johnny | 11 | 11 | 11 | 22 | 3.5-11 | 1.0-6 | . | 1 | . | . |
| 53 HOLMAN, Dexter | 10 | 7 | 14 | 21 | 2.5-7 | 0.5-4 | . | 1 | 1-0 | 1 |
| 6 HENDERSON, Tre | 9 | 16 | 4 | 20 | 2.0-5 | . | 3 | . | . | . |
| 8 DAVIS, Jamel | 9 | 13 | 7 | 20 | 3.0-15 | 1.0-8 | . | . | 1 | . |
| 90 JOHNSON, Matt | 9 | 3 | 12 | 15 | . | . | . | . | 1-0 | . |
| 96 SALLEY, Jeffery | 10 | 8 | 6 | 14 | 1.0-8 | 1.0-8 | . | . | 1-0 | 1 |
| 29 JOHNSON, Dontavious | 10 | 13 | . | 13 | . | . | 2 | . | 0-5 | . |
| 28 BOYLES, Lorenzo | 10 | 8 | 4 | 12 | 0.5-10 | 0.5-10 | . | 1 | . | . |
| 46 JENKINS, B.J. | 11 | 7 | 5 | 12 | 2.5-6 | 0.5-1 | . | 2 | . | . |
| 25 HAWTHORNE, LaDarius | 11 | 7 | 2 | 9 | . | . | . | . | . | 1 |
| 94 BARBAREE, Brooks | 10 | 4 | 3 | 7 | 2.0-7 | 1.0-6 | . | . | . | . |
| 1 RICE, Denzell | 11 | 4 | 3 | 7 | . | . | 2 | . | . | . |
| 44 EDWARDS, Moon | 7 | 4 | 2 | 6 | 1.0-3 | . | . | 2 | . | . |
| 42 HAWKINS, Corey | 7 | 6 | . | 6 | 2.0-11 | 1.0-9 | . | 1 | . | . |
| 33 RIVERS, Rick | 7 | 2 | 4 | 6 | . | . | . | . | . | . |

| | | | | | | | |
|-----------------------|----|----|-----|------|---|----|------|
| CHILDERS, Jamie | 8 | 11 | 233 | 21.2 | 3 | 29 | 29.1 |
| BOSWELL, Jamaul | 11 | 10 | 76 | 7.6 | 1 | 39 | 6.9 |
| FLOYD, Chris | 11 | 8 | 65 | 8.1 | 0 | 17 | 5.9 |
| SMALL, Travis | 11 | 8 | 15 | 1.9 | 0 | 9 | 1.4 |
| DAVIS, Dushawn | 11 | 6 | 72 | 12.0 | 0 | 28 | 6.5 |
| WHITENER, Marcus | 10 | 6 | 46 | 7.7 | 1 | 11 | 4.6 |
| DURAN, David | 4 | 5 | 75 | 15.0 | 0 | 27 | 18.8 |
| LIMOLI, Mike | 10 | 2 | 12 | 6.0 | 0 | 7 | 1.2 |
| KENNEDY, Bucky | 11 | 1 | 21 | 21.0 | 0 | 21 | 1.9 |
| MASTROMATTEO, Niccolo | 11 | 1 | 7 | 7.0 | 0 | 7 | 0.6 |
| JONES, Aaron | 10 | 1 | 3 | 3.0 | 0 | 3 | 0.3 |
| MIDDLETON, Will | 10 | 1 | 2 | 2.0 | 1 | 2 | 0.2 |
| MASLEY, John | 8 | 1 | 1 | 1.0 | 0 | 1 | 0.1 |

| FIELD GOALS | FGM-FGA | Pct | 01-19 | 20-29 | 30-39 | 40-49 | 50+ | Lg | Blk |
|----------------|---------|------|-------|-------|-------|-------|-----|----|-----|
| CLAYTON, Grant | 9-16 | 56.2 | 0-1 | 7-7 | 0-3 | 2-5 | 0-0 | 42 | 1 |

| PUNTING | No. | Yds | Avg | Long | TB | FC | I20 | Blkd |
|-----------------|-----|------|------|------|----|----|-----|------|
| CAIN, Austin | 50 | 1726 | 34.5 | 58 | 0 | 7 | 12 | 1 |
| CATRON, Alex | 5 | 115 | 23.0 | 34 | 0 | 1 | 0 | 1 |
| WITCHER, Trevor | 1 | 32 | 32.0 | 32 | 0 | 0 | 0 | 0 |

| SCORING | TD | FGs | PATs | | | | | DXP | Saf | Pts |
|------------------|----|------|-------|------|-----|------|---|-----|-----|-----|
| | | | Kick | Rush | Rcv | Pass | | | | |
| CLAYTON, Grant | 0 | 9-16 | 32-34 | 0-0 | 0-0 | 0-0 | 0 | 0 | 0 | 59 |
| HILLARY, Aramis | 7 | 0-0 | 0-0 | 0-0 | 0-0 | 0-0 | 0 | 0 | 0 | 42 |
| HAZEL, Matt | 6 | 0-0 | 0-0 | 0-0 | 0-0 | 0-0 | 0 | 0 | 0 | 36 |
| SMALL, Travis | 4 | 0-0 | 0-0 | 0-0 | 0-0 | 0-0 | 0 | 0 | 0 | 24 |
| PRESLEY, Chris | 3 | 0-0 | 0-0 | 0-0 | 0-0 | 0-0 | 0 | 0 | 0 | 18 |
| CHILDERS, Jamie | 3 | 0-0 | 0-0 | 0-0 | 0-0 | 0-0 | 0 | 0 | 0 | 18 |
| WESLEY, Akeem | 2 | 0-0 | 0-0 | 0-0 | 0-0 | 0-0 | 0 | 0 | 0 | 12 |
| BENNETT, DeMario | 2 | 0-0 | 0-0 | 0-0 | 0-0 | 0-0 | 0 | 0 | 0 | 12 |
| JONES, Aaron | 2 | 0-0 | 0-0 | 0-0 | 0-0 | 0-0 | 0 | 0 | 0 | 12 |
| HENDERSON, Tre | 1 | 0-0 | 0-0 | 0-0 | 0-0 | 0-0 | 0 | 0 | 0 | 6 |
| MIDDLETON, Will | 1 | 0-0 | 0-0 | 0-0 | 0-0 | 0-0 | 0 | 0 | 0 | 6 |
| WHITENER, Marcus | 1 | 0-0 | 0-0 | 0-0 | 0-0 | 0-0 | 0 | 0 | 0 | 6 |
| HOUSTON, Johnnie | 1 | 0-0 | 0-0 | 0-0 | 0-0 | 0-0 | 0 | 0 | 0 | 6 |
| BOSWELL, Jamaul | 1 | 0-0 | 0-0 | 0-0 | 0-0 | 0-0 | 0 | 0 | 0 | 6 |
| SULLIVAN, Adrian | 1 | 0-0 | 0-0 | 0-0 | 0-0 | 0-0 | 0 | 0 | 0 | 6 |
| CRAIG, Cody | 0 | 0-0 | 0-0 | 1-1 | 0-0 | 0-0 | 0 | 0 | 0 | 2 |

| INTERCEPTIONS | No. | Yds | Avg | TD | Long |
|------------------|-----|-----|------|----|------|
| NORMAN, Josh | 2 | 0 | 0.0 | 0 | 0 |
| HOUSTON, Johnnie | 2 | 34 | 17.0 | 1 | 31 |
| FRASIER, Derrick | 1 | 0 | 0.0 | 0 | 0 |
| GEORGE, Philip | 1 | 16 | 16.0 | 0 | 16 |

| PUNT RETURNS | No. | Yds | Avg | TD | Long |
|-----------------------|-----|-----|------|----|------|
| MASTROMATTEO, Niccolo | 15 | 132 | 8.8 | 0 | 40 |
| McCARTHY, Tyler | 1 | 12 | 12.0 | 0 | 0 |
| NORMAN, Josh | 1 | 0 | 0.0 | 0 | 0 |
| HAWTHORNE, LaDarius | 1 | 14 | 14.0 | 0 | 0 |

| KICK RETURNS | No. | Yds | Avg | TD | Long |
|-----------------------|-----|-----|------|----|------|
| MASTROMATTEO, Niccolo | 27 | 512 | 19.0 | 0 | 32 |
| HENDERSON, Tre | 8 | 260 | 32.5 | 1 | 86 |
| HEIGHT, Jeremy | 4 | 54 | 13.5 | 0 | 25 |
| KENNEDY, Bucky | 3 | 30 | 10.0 | 0 | 13 |
| SILVERBERG, Zach | 2 | 26 | 13.0 | 0 | 18 |
| WESLEY, Akeem | 2 | 8 | 4.0 | 0 | 8 |
| SMALL, Travis | 2 | 13 | 6.5 | 0 | 10 |
| HARRISON, Brian | 1 | 0 | 0.0 | 0 | 0 |
| FRASIER, Derrick | 1 | 3 | 3.0 | 0 | 3 |



| TEAM STATISTICS | COASTAL | OPP |
|-------------------------|-------------|-------------|
| SCORING | 271 | 307 |
| Points Per Game | 24.6 | 27.9 |
| FIRST DOWNS | 188 | 201 |
| Rushing | 85 | 84 |
| Passing | 86 | 103 |
| Penalty | 17 | 14 |
| RUSHING YARDAGE | 1510 | 1839 |
| Yards gained rushing | 1824 | 2153 |
| Yards lost rushing | 314 | 314 |
| Rushing Attempts | 436 | 451 |
| Average Per Rush | 3.5 | 4.1 |
| Average Per Game | 137.3 | 167.2 |
| TDs Rushing | 13 | 21 |
| PASSING YARDAGE | 2051 | 2070 |
| Comp-Att-Int | 171-277-5 | 182-315-6 |
| Average Per Pass | 7.4 | 6.6 |
| Average Per Catch | 12.0 | 11.4 |
| Average Per Game | 186.5 | 188.2 |
| TDs Passing | 20 | 16 |
| TOTAL OFFENSE | 3561 | 3909 |
| Total Plays | 713 | 766 |
| Average Per Play | 5.0 | 5.1 |
| Average Per Game | 323.7 | 355.4 |
| KICK RETURNS: #-Yards | 50-906 | 48-768 |
| PUNT RETURNS: #-Yards | 18-158 | 14-141 |
| INT RETURNS: #-Yards | 6-50 | 5-45 |
| KICK RETURN AVERAGE | 18.1 | 16.0 |
| PUNT RETURN AVERAGE | 8.8 | 10.1 |
| INT RETURN AVERAGE | 8.3 | 9.0 |
| FUMBLES-LOST | 18-13 | 16-10 |
| PENALTIES-Yards | 83-818 | 77-685 |
| Average Per Game | 74.4 | 62.3 |
| PUNTS-Yards | 56-1897 | 54-2018 |
| Average Per Punt | 33.9 | 37.4 |
| Net punt average | 31.4 | 33.3 |
| KICKOFFS-Yards | 55-2878 | 59-3138 |
| Average Per Kick | 52.3 | 53.2 |
| Net kick average | 49.0 | 36.8 |
| TIME OF POSSESSION/Game | 28:13 | 31:01 |
| 3RD-DOWN Conversions | 53/150 | 59/163 |
| 3rd-Down Pct | 35% | 36% |
| 4TH-DOWN Conversions | 6/15 | 11/27 |
| 4th-Down Pct | 40% | 41% |
| SACKS BY-Yards | 22-163 | 11-81 |
| MISC YARDS | 46 | 1 |
| TOUCHDOWNS SCORED | 35 | 39 |
| FIELD GOALS-ATTEMPTS | 9-16 | 11-16 |
| ON-SIDE KICKS | 0-0 | 0-1 |
| RED-ZONE SCORES | (30-39) 77% | (34-43) 79% |
| RED-ZONE TOUCHDOWNS | (22-39) 56% | (25-43) 58% |
| PAT-ATTEMPTS | (32-34) 94% | (38-39) 97% |



2018 COASTAL CAROLINA FOOTBALL MEDIA GUIDE



BIG SOUTH CHAMPIONS - NCAA PLAYOFFS



2012 SEASON

FINAL NATIONAL RANK: 24th (media)/24th (coach)

| | | | | |
|----------------|---------|-------|-------|---------|
| RECORD: | OVERALL | HOME | AWAY | NEUTRAL |
| ALL GAMES | 8-5-0 | 3-2-0 | 5-3-0 | 0-0-0 |
| CONFERENCE | 5-1-0 | 2-1-0 | 3-0-0 | 0-0-0 |
| NON-CONFERENCE | 3-4-0 | 1-1-0 | 2-3-0 | 0-0-0 |

| DATE | OPPONENT | W/L | SCORE | ATTEND |
|--------------|--------------------------|-----|-------|--------|
| 09-01-12 | NORTH CAROLINA A&T | W | 29-13 | 9314 |
| 09-08-12 | at Furman (3OT) | W | 47-45 | 7156 |
| 09-15-12 | #20 EASTERN KENTUCKY | L | 17-35 | 9316 |
| 09-22-12 | at Toledo | L | 28-38 | 19023 |
| 09-29-12 | at #16 Appalachian State | L | 14-55 | 21619 |
| * 10-13-12 | #11 STONY BROOK | L | 21-27 | 7749 |
| * 10-20-12 | at VMI | W | 34-7 | 7281 |
| * 10-27-12 | LIBERTY (HC) | W | 36-12 | 6732 |
| * 11-03-12at | Gardner-Webb | W | 55-33 | 3590 |
| * 11-10-12 | at Presbyterian | W | 65-7 | 4381 |
| * 11-17-12 | CHARLESTON SOUTHERN | W | 41-20 | 7037 |
| ^ 11-24-12 | at #22 Bethune-Cookman | W | 24-14 | 5465 |
| ^ 12-01-12 | at #3 Old Dominion | L | 35-63 | 20068 |

* Big South Conference game
^ - NCAA Division I FCS Championship

| RUSHING | GP | Att | Gain | Loss | Net | Avg | TD | Lg | Avg/G |
|-----------------------|----|-----|------|------|-----|------|----|----|-------|
| HEIGHT, Jeremy | 13 | 166 | 942 | 21 | 921 | 5.5 | 10 | 46 | 70.8 |
| HILLARY, Aramis | 12 | 130 | 715 | 148 | 567 | 4.4 | 4 | 46 | 47.2 |
| WHITENER, Marcus | 7 | 62 | 435 | 11 | 424 | 6.8 | 7 | 61 | 60.6 |
| TALIAFERRO, Lorenzo | 12 | 80 | 364 | 7 | 357 | 4.5 | 5 | 25 | 29.8 |
| SMALL, Travis | 7 | 37 | 168 | 16 | 152 | 4.1 | 1 | 18 | 21.7 |
| ROSS, Alex | 7 | 28 | 138 | 14 | 124 | 4.4 | 1 | 11 | 17.7 |
| KENNEDY, Bucky | 13 | 9 | 29 | 3 | 26 | 2.9 | 0 | 9 | 2.0 |
| SILVERBERG, Zach | 11 | 7 | 20 | 0 | 20 | 2.9 | 0 | 6 | 1.8 |
| MASTROMATTEO, Niccolo | 11 | 1 | 17 | 0 | 17 | 17.0 | 0 | 17 | 1.5 |
| CHURCH, Michael | 1 | 1 | 0 | 0 | 0 | 0.0 | 0 | 0 | 0.0 |
| BLANKS, Tyrell | 13 | 1 | 0 | 1 | -1 | -1.0 | 0 | 0 | -0.1 |
| HAZEL, Matt | 13 | 1 | 0 | 5 | -5 | -5.0 | 0 | 0 | -0.4 |

| PASSING | G | Effic | Cmp-Att-Int | Pct | Yds | TD | Lg | Avg/G |
|-----------------|----|--------|-------------|-------|------|----|----|-------|
| HILLARY, Aramis | 12 | 142.94 | 226-352-8 | 64.2 | 2665 | 21 | 59 | 222.1 |
| ROSS, Alex | 7 | 159.10 | 26-48-1 | 54.2 | 427 | 5 | 81 | 61.0 |
| CAIN, Austin | 13 | 175.60 | 1-1-0 | 100.0 | 9 | 0 | 9 | 0.7 |

| RECEIVING | G | No. | Yds | Avg | TD | Long | Avg/G |
|-----------------------|----|-----|-----|------|----|------|-------|
| HAZEL, Matt | 13 | 61 | 799 | 13.1 | 8 | 55 | 61.5 |
| MASTROMATTEO, Niccolo | 11 | 47 | 571 | 12.1 | 3 | 81 | 51.9 |
| BENNETT, DeMario | 13 | 43 | 599 | 13.9 | 7 | 60 | 46.1 |
| BLANKS, Tyrell | 13 | 29 | 314 | 10.8 | 2 | 34 | 24.2 |
| HEIGHT, Jeremy | 13 | 28 | 247 | 8.8 | 0 | 59 | 19.0 |
| WESLEY, Akeem | 13 | 8 | 102 | 12.8 | 0 | 27 | 7.8 |
| DURAN, David | 9 | 7 | 90 | 12.9 | 2 | 43 | 10.0 |
| PAUCIELLO, Thomas | 12 | 6 | 135 | 22.5 | 1 | 45 | 11.2 |
| ISRAEL, John | 9 | 4 | 98 | 24.5 | 0 | 45 | 10.9 |
| PRESLEY, Chris | 9 | 4 | 45 | 11.2 | 1 | 32 | 5.0 |
| TALIAFERRO, Lorenzo | 12 | 4 | 38 | 9.5 | 0 | 14 | 3.2 |

| | | | | | | | |
|----------------------|----|---|----|-----|---|----|-----|
| KENNEDY, Sammie | 11 | 3 | 29 | 9.7 | 0 | 24 | 2.6 |
| JONES, Kenny | 11 | 3 | 13 | 4.3 | 1 | 10 | 1.2 |
| SMALL, Travis | 7 | 3 | 0 | 0.0 | 1 | 3 | 0.0 |
| WHITENER, Marcus | 7 | 2 | 12 | 6.0 | 0 | 6 | 1.7 |
| WHITESIDE, Dominique | 13 | 1 | 9 | 9.0 | 0 | 9 | 0.7 |

| FIELD GOALS | FGM-FGA | Pct | 01-19 | 20-29 | 30-39 | 40-49 | 50+ | Lg | Blk |
|----------------|---------|------|-------|-------|-------|-------|-----|----|-----|
| CATRON, Alex | 9-12 | 75.0 | 0-0 | 1-2 | 6-7 | 2-3 | 0-0 | 45 | 0 |
| CLAYTON, Grant | 1-2 | 50.0 | 0-0 | 1-1 | 0-0 | 0-0 | 0-0 | 29 | 0 |

| PUNTING | No. | Yds | Avg | Long | TB | FC | I20 | Blkd |
|-------------|-----|------|------|------|----|----|-----|------|
| ERDMAN, Ben | 61 | 2143 | 35.1 | 50 | 3 | 15 | 11 | 1 |

| SCORING | TD | FGs | PATs | | | | | Dxp | Saf | Pts |
|-----------------------|----|------|-------|------|-----|------|---|-----|-----|-----|
| | | | Kick | Rush | Rcv | Pass | | | | |
| CATRON, Alex | 0 | 9-12 | 46-48 | 0-0 | 0 | 0-0 | 0 | 0 | 0 | 73 |
| HEIGHT, Jeremy | 10 | 0-0 | 0-0 | 1-1 | 0 | 0-0 | 0 | 0 | 0 | 62 |
| HAZEL, Matt | 8 | 0-0 | 0-0 | 0-0 | 0 | 0-0 | 0 | 0 | 0 | 48 |
| BENNETT, DeMario | 7 | 0-0 | 0-0 | 1-1 | 0 | 0-0 | 0 | 0 | 0 | 44 |
| WHITENER, Marcus | 7 | 0-0 | 0-0 | 0-0 | 0 | 0-0 | 0 | 0 | 0 | 42 |
| TALIAFERRO, Lorenzo | 5 | 0-0 | 0-0 | 0-0 | 0 | 0-0 | 0 | 0 | 0 | 30 |
| HILLARY, Aramis | 4 | 0-0 | 0-0 | 0-0 | 0 | 0-0 | 0 | 0 | 0 | 24 |
| MASTROMATTEO, Niccolo | 4 | 0-0 | 0-0 | 0-0 | 0 | 0-0 | 0 | 0 | 0 | 24 |
| DURAN, David | 2 | 0-0 | 0-0 | 0-0 | 0 | 0-0 | 0 | 0 | 0 | 12 |
| BLANKS, Tyrell | 2 | 0-0 | 0-0 | 0-0 | 0 | 0-0 | 0 | 0 | 0 | 12 |
| SMALL, Travis | 2 | 0-0 | 0-0 | 0-0 | 0 | 0-0 | 0 | 0 | 0 | 12 |
| PAUCIELLO, Thomas | 1 | 0-0 | 0-0 | 1 | 0-0 | 0 | 0 | 0 | 0 | 8 |
| CLAYTON, Grant | 0 | 1-2 | 4-4 | 0-0 | 0 | 0-0 | 0 | 0 | 0 | 7 |
| HAWTHORNE, LaDarius | 1 | 0-0 | 0-0 | 0-0 | 0 | 0-0 | 0 | 0 | 0 | 6 |
| PRESLEY, Chris | 1 | 0-0 | 0-0 | 0-0 | 0 | 0-0 | 0 | 0 | 0 | 6 |
| ROSS, Alex | 1 | 0-0 | 0-0 | 0-0 | 0 | 0-0 | 0 | 0 | 0 | 6 |
| CAIN, Austin | 0 | 0-0 | 3-3 | 0 | 1-1 | 0 | 0 | 0 | 0 | 6 |
| BOYLES, Lorenzo | 1 | 0-0 | 0-0 | 0-0 | 0 | 0-0 | 0 | 0 | 0 | 6 |
| JONES, Kenny | 1 | 0-0 | 0-0 | 0-0 | 0 | 0-0 | 0 | 0 | 0 | 6 |
| HOUSTON, Johnnie | 1 | 0-0 | 0-0 | 0-0 | 0 | 0-0 | 0 | 0 | 0 | 6 |
| JOHNSON, Dontavais | 0 | 0-0 | 0-0 | 0-0 | 0 | 0-0 | 1 | 0 | 2 | |
| ALLEN, Andrew | 0 | 0-0 | 0-0 | 0-0 | 0 | 0-0 | 0 | 1 | 2 | |
| McCLURE, Mike | 0 | 0-0 | 0-0 | 0-0 | 0 | 0-0 | 1 | 0 | 2 | |

| INTERCEPTIONS | No. | Yds | Avg | TD | Long |
|---------------------|-----|-----|------|----|------|
| JOHNSON, Dontavais | 4 | 64 | 16.0 | 0 | 33 |
| HAWTHORNE, LaDarius | 3 | 70 | 23.3 | 1 | 66 |
| HOUSTON, Johnnie | 2 | 68 | 34.0 | 1 | 68 |
| BACKUS, Quinn | 2 | 0 | 0.0 | 0 | 0 |
| WILLIAMS, Pernell | 1 | 7 | 7.0 | 0 | 7 |
| McCLURE, Mike | 1 | 17 | 17.0 | 0 | 17 |
| HENDERSON, Tre | 1 | 14 | 14.0 | 0 | 14 |

| PUNT RETURNS | No. | Yds | Avg | TD | Long |
|-----------------------|-----|-----|------|----|------|
| MASTROMATTEO, Niccolo | 14 | 159 | 11.4 | 1 | 87 |
| SILVERBERG, Zach | 3 | 1 | 0.3 | 0 | 1 |
| WATKINS, Tyler | 1 | 26 | 26.0 | 0 | 0 |
| BOYLES, Lorenzo | 0 | 4 | 0.0 | 1 | 4 |

| KICK RETURNS | No. | Yds | Avg | TD | Long |
|------------------|-----|-----|------|----|------|
| HENDERSON, Tre | 22 | 597 | 27.1 | 0 | 87 |
| HEIGHT, Jeremy | 22 | 467 | 21.2 | 0 | 63 |
| SILVERBERG, Zach | 3 | 34 | 11.3 | 0 | 18 |
| JACOBS, Andrae | 3 | 28 | 9.3 | 0 | 21 |
| BLANKS, Tyrell | 2 | 51 | 25.5 | 0 | 27 |

| TEAM STATISTICS | COASTAL | OPP |
|-------------------------|-------------|-------------|
| SCORING | 446 | 369 |
| Points Per Game | 34.3 | 28.4 |
| FIRST DOWNS | 288 | 273 |
| Rushing | 142 | 118 |
| Passing | 129 | 144 |
| Penalty | 17 | 11 |
| RUSHING YARDAGE | 2590 | 2384 |
| Yards gained rushing | 2828 | 2695 |
| Yards lost rushing | 238 | 311 |
| Rushing Attempts | 527 | 498 |
| Average Per Rush | 4.9 | 4.8 |
| Average Per Game | 199.2 | 183.4 |
| TDs Rushing | 28 | 21 |
| PASSING YARDAGE | 3101 | 3133 |
| Comp-Att-Int | 253-401-9 | 242-395-14 |
| Average Per Pass | 7.7 | 7.9 |
| Average Per Catch | 12.3 | 12.9 |
| Average Per Game | 238.5 | 241.0 |
| TDs Passing | 26 | 29 |
| TOTAL OFFENSE | 5691 | 5517 |
| Total Plays | 928 | 893 |
| Average Per Play | 6.1 | 6.2 |
| Average Per Game | 437.8 | 424.4 |
| KICK RETURNS: #-Yards | 53-1177 | 67-1247 |
| PUNT RETURNS: #-Yards | 18-190 | 21-157 |
| INT RETURNS: #-Yards | 14-240 | 9-40 |
| KICK RETURN AVERAGE | 22.2 | 18.6 |
| PUNT RETURN AVERAGE | 10.6 | 7.5 |
| INT RETURN AVERAGE | 17.1 | 4.4 |
| FUMBLES-LOST | 12-7 | 16-5 |
| PENALTIES-Yards | 66-574 | 84-729 |
| Average Per Game | 44.2 | 56.1 |
| PUNTS-Yards | 51-1859 | 57-2157 |
| Average Per Punt | 36.5 | 37.8 |
| Net punt average | 32.6 | 33.1 |
| KICKOFFS-Yards | 77-4157 | 65-3791 |
| Average Per Kick | 54.0 | 58.3 |
| Net kick average | 50.6 | 37.5 |
| TIME OF POSSESSION/Game | 29:26 | 30:26 |
| 3RD-DOWN Conversions | 92/185 | 77/181 |
| 3rd-Down Pct | 50% | 43% |
| 4TH-DOWN Conversions | 7/19 | 18/29 |
| 4th-Down Pct | 37% | 62% |
| SACKS BY-Yards | 25-206 | 24-140 |
| MISC YARDS | 0 | 0 |
| TOUCHDOWNS SCORED | 58 | 50 |
| FIELD GOALS-ATTEMPTS | 10-14 | 9-16 |
| ON-SIDE KICKS | 0-0 | 1-3 |
| RED-ZONE SCORES | (46-56) 82% | (38-44) 86% |
| RED-ZONE TOUCHDOWNS | (38-56) 68% | (32-44) 73% |
| PAT-ATTEMPTS | (50-52) 96% | (40-44) 91% |
| ATTENDANCE | 40148 | 94583 |
| Games/Avg Per Game | 5/8030 | 8/11823 |

| SCORE BY QUARTERS | 1st | 2nd | 3rd | 4th | OT | Total |
|-------------------|-----|-----|-----|-----|----|-------|
| Coastal Carolina | 122 | 120 | 97 | 85 | 22 | 446 |
| Opponents | 75 | 92 | 71 | 111 | 20 | 369 |

| DEFENSIVE LEADERS | GP | Tackles | | | TFL/Yds | Sacks | Pass Def | | | Fumbles | Blkd | |
|------------------------|-------|---------|-----|-------|---------|--------|----------|---------|------|---------|------|-----|
| | | Solo | Ast | Total | | | No-Yards | Int-Yds | BrUp | | | QBH |
| 30 BACKUS, Quinn | 13-13 | 69 | 70 | 139 | 8.0-30 | 2.5-20 | 2-0 | 4 | 2-0 | 3 | | |
| 10 McCLURE, Mike | 13-13 | 33 | 59 | 92 | 8.5-42 | 2.5-28 | 1-17 | 1 | 3 | | | |
| 25 HAWTHORNE, LaDarius | 13-8 | 40 | 25 | 65 | 2.5-15 | 1.0-9 | 3-70 | 6 | | 1 | | |
| 37 WILLIAMS, Pernell | 13-13 | 35 | 24 | 59 | 3.0-17 | 1.0-10 | 1-7 | 2 | | | | |
| 4 JOHNSON, Dontavais | 13-13 | 40 | 16 | 56 | 4.5-6 | | 4-64 | 6 | | 1-5 | 1 | 1 |
| 26 HOUSTON, Johnnie | 13-13 | 31 | 22 | 53 | 5.5-33 | 2.0-25 | 2-68 | 2 | | | 3 | |
| 48 McCARTHY, Tyler | 13-5 | 28 | 23 | 51 | 1.0-5 | | | 4 | | | | |
| 95 DAVIS, Quinton | 13-13 | 15 | 28 | 43 | 7.5-43 | 4.5-34 | | | | 1-0 | | |
| 50 SALLEY, Jeffery | 13-13 | 10 | 28 | 38 | 3.0-8 | 1.0-6 | | | | | | |
| 43 GEORGE, Phillip | 10-5 | 22 | 14 | 36 | 1.0 | | | | | | | |



BIG SOUTH CHAMPIONS - NCAA PLAYOFFS

2013 SEASON

FINAL NATIONAL RANK: 7th (media)/7th (coach)

RECORD: OVERALL HOME AWAY NEUTRAL ALL GAMES CONFERENCE NON-CONFERENCE

DATE OPPONENT W/L SCORE ATTEND

* Big South Conference game ^ - NCAA Division I FCS Championship

RUSHING GP Att Gain Loss Net Avg TD Lg Avg/G

PASSING G Effic Cmp-Att-Int Pct Yds TD Lg Avg/G

RECEIVING G No. Yds Avg TD Long Avg/G

DEFENSIVE LEADERS GP Solo Ast Total TFL/Yds

PAUCIELLO, Thomas 15 9 104 11.6 3 19 6.9

FIELD GOALS FGM-FGA Pct 01-19 20-29 30-39 40-49 50+

PUNTING No. Yds Avg Long TB FC I20 Blkd

SCORING TD FGs Kick Rush Rcv Pass DXP Saf Pts

INTERCEPTIONS No. Yds Avg TD Long

PUNT RETURNS No. Yds Avg TD Long

KICK RETURNS No. Yds Avg TD Long

GP Solo Ast Total TFL/Yds Sacks No-Yards Int-Yds



TEAM STATISTICS COASTAL OPP SCORING Points Per Game FIRST DOWNS Rushing Passing Penalty RUSHING YARDAGE Yards gained rushing Yards lost rushing Rushing Attempts Average Per Rush Average Per Game TDs Rushing PASSING YARDAGE Comp-Att-Int Average Per Pass Average Per Catch Average Per Game TDs Passing TOTAL OFFENSE Total Plays Average Per Play Average Per Game KICK RETURNS: #-Yards PUNT RETURNS: #-Yards INT RETURNS: #-Yards KICK RETURN AVERAGE PUNT RETURN AVERAGE INT RETURN AVERAGE FUMBLES-LOST PENALTIES-Yards Average Per Game PUNTS-Yards Average Per Punt Net punt average KICKOFFS-Yards Average Per Kick Net kick average TIME OF POSSESSION/Game 3RD-DOWN Conversions 3rd-Down Pct 4TH-DOWN Conversions 4th-Down Pct SACKS BY-Yards MISC YARDS TOUCHDOWNS SCORED FIELD GOALS-ATTEMPTS ON-SIDE KICKS RED-ZONE SCORES RED-ZONE TOUCHDOWNS PAT-ATTEMPTS ATTENDANCE Games/Avg Per Game

SCORE BY QUARTERS 1st 2nd 3rd 4th OT Total Coastal Carolina Opponents



2018 COASTAL CAROLINA FOOTBALL MEDIA GUIDE



NCAA PLAYOFFS

2015 SEASON

FINAL NATIONAL RANK: 16th (media)/17th (coach)

| | | | | |
|----------------|---------|-------|-------|---------|
| RECORD: | OVERALL | HOME | AWAY | NEUTRAL |
| ALL GAMES | 9-3-0 | 6-1-0 | 3-2-0 | 0-0-0 |
| CONFERENCE | 4-2-0 | 3-0-0 | 1-2-0 | 0-0-0 |
| NON-CONFERENCE | 5-1-0 | 3-1-0 | 2-0-0 | 0-0-0 |

| DATE | OPPONENT | W/L | SCORE | ATTEND |
|------------|----------------------------|-----|-------|--------|
| 09-05-15 | at Furman | W | 38-35 | 6563 |
| 09-12-15 | at South Carolina State | W | 41-14 | 12023 |
| 09-19-15 | WESTERN ILLINOIS | W | 34-27 | 10311 |
| 09-26-15 | BRYANT | W | 31-17 | 10311 |
| 10-03-15 | ALABAMA A&M (HC) | W | 55-0 | 9093 |
| * 10-10-15 | PRESBYTERIAN | W | 24-17 | 8039 |
| * 10-24-15 | at Monmouth | W | 23-20 | 4591 |
| * 10-31-15 | at #19 Charleston Southern | L | 25-33 | 5311 |
| * 11-07-15 | GARDNER-WEBB | W | 46-0 | 8422 |
| * 11-14-15 | KENNESAW STATE | W | 45-13 | 8802 |
| * 11-19-15 | at Liberty (THURS) | L | 21-24 | 18955 |
| ^ 11-28-15 | #18 THE CITADEL | L | 38-41 | 6751 |

* Big South Conference game
^ - NCAA Division I FCS Championship

| RUSHING | GP | Att | Gain | Loss | Net | Avg | TD | Lg | Avg/G |
|----------------------|----|-----|------|------|------|-----|----|----|-------|
| HENDERSON, De'Angelo | 12 | 222 | 1368 | 22 | 1346 | 6.1 | 16 | 71 | 112.2 |
| ABERCROMBIE, Oshamar | 12 | 75 | 514 | 12 | 502 | 6.7 | 7 | 58 | 41.8 |
| ROSS, Alex | 12 | 90 | 331 | 122 | 209 | 2.3 | 3 | 35 | 17.4 |
| MARTIN, Isaac | 7 | 24 | 132 | 14 | 118 | 4.9 | 0 | 53 | 16.9 |
| DANIELS, Kenneth | 12 | 10 | 40 | 2 | 38 | 3.8 | 0 | 17 | 3.2 |
| BRADSHAW, Gary | 9 | 5 | 33 | 0 | 33 | 6.6 | 0 | 15 | 3.7 |
| CHURCH, Michael | 5 | 7 | 18 | 2 | 16 | 2.3 | 1 | 11 | 3.2 |
| ELLERBE, Costanzo | 2 | 3 | 10 | 0 | 10 | 3.3 | 0 | 5 | 5.0 |
| JOHNSON, Andre | 1 | 4 | 9 | 2 | 7 | 1.8 | 0 | 6 | 7.0 |
| GRANGER, Ryan | 12 | 1 | 4 | 0 | 4 | 4.0 | 1 | 4 | 0.3 |
| BROWN, Devin | 12 | 1 | 1 | 0 | 1 | 1.0 | 0 | 1 | 0.1 |

| PASSING | G | Effic | Cmp-Att-Int | Pct | Yds | TD | Lg | Avg/G |
|-----------------|----|--------|-------------|------|------|----|----|-------|
| ROSS, Alex | 12 | 155.80 | 231-346-7 | 66.8 | 3009 | 21 | 91 | 250.8 |
| CHURCH, Michael | 5 | 142.90 | 11-20-0 | 55.0 | 170 | 1 | 38 | 34.0 |
| STILLEY, Josh | 2 | 66.80 | 1-2-0 | 50.0 | 4 | 0 | 4 | 2.0 |

| RECEIVING | G | No. | Yds | Avg | TD | Long | Avg/G |
|----------------------|----|-----|-----|------|----|------|-------|
| MAPP, Bruce | 12 | 50 | 769 | 15.4 | 7 | 91 | 64.1 |
| HENDERSON, De'Angelo | 12 | 40 | 403 | 10.1 | 3 | 60 | 33.6 |
| BLANKS, Tyrell | 10 | 39 | 493 | 12.6 | 3 | 34 | 49.3 |
| JONES, Chris | 11 | 33 | 604 | 18.3 | 4 | 83 | 54.9 |
| BROWN, Devin | 12 | 16 | 157 | 9.8 | 0 | 29 | 13.1 |
| WEICK, Craig | 12 | 15 | 155 | 10.3 | 2 | 39 | 12.9 |
| ISRAEL, John | 6 | 14 | 210 | 15.0 | 2 | 43 | 35.0 |
| SATTINGER, A.J. | 12 | 11 | 107 | 9.7 | 0 | 28 | 8.9 |
| RICHARDSON, Frankie | 8 | 8 | 113 | 14.1 | 1 | 27 | 14.1 |

| DEFENSIVE LEADERS | GP | Tackles | | | TFL/Yds | Sacks | | Pass Def | | | Fumbles | | Blkd |
|-------------------------|-------|---------|------|-------|---------|----------|---------|----------|-----|---------|---------|------|------|
| | | Solo | Asst | Total | | No-Yards | Int-Yds | BrUp | QBH | Rcv-Yds | FF | Kick | |
| 25 SCEARCE, Alex | 12-12 | 47 | 32 | 79 | 4.0-10 | . | 2 | . | . | . | . | . | . |
| 45 BOTHWELL, Jabarai | 12-11 | 38 | 35 | 73 | 8.5-19 | 1.5-3 | . | 2 | 2 | 1-0 | . | 1 | . |
| 7 BRANT, Devon | 11-11 | 34 | 16 | 50 | 3.0-4 | . | . | 3 | 1-0 | . | . | . | . |
| 6 JOHNSON, Kerron | 12-9 | 34 | 16 | 50 | 1.5-2 | . | 1-15 | 2 | . | . | 1 | . | . |
| 49 HOLDER, Roderick | 12-12 | 29 | 18 | 47 | 11.0-31 | 4.5-17 | . | 1 | . | . | . | . | . |
| 4 THOMPSON, C.J. | 12-11 | 23 | 23 | 46 | 2.0-2 | . | 3 | . | . | . | . | . | . |
| 9 JOHNSON, Shane | 12-1 | 23 | 22 | 45 | 5.0-23 | 2.0-12 | . | 1 | 2 | . | . | . | . |
| 3 DEVEAUX, Kelvin | 11-9 | 28 | 16 | 44 | 2.5-4 | . | 2-5 | 3 | 1 | 1-0 | . | . | . |
| 58 HOLLENHORST, Calvin | 9-9 | 14 | 20 | 34 | 4.0-16 | 1.5-10 | . | 2 | 3-0 | 2 | . | . | . |
| 20 SUMMERS, Kamron | 12-12 | 25 | 8 | 33 | 1.5-4 | . | 6 | . | . | . | . | . | . |
| 97 CUMMINGS, Leroy | 12-12 | 13 | 18 | 31 | 1.5-8 | 1.0-8 | 1-0 | . | . | . | . | . | . |
| 2 HEARS, Dontay | 11-9 | 23 | 5 | 28 | 1.0-2 | . | 1 | . | . | . | . | . | . |
| 22 MURILLO, Austin | 8-4 | 18 | 9 | 27 | . | . | . | . | 1-3 | . | . | . | . |
| 8 SHIELDS, Rayshaud | 11-1 | 15 | 12 | 27 | 0.5-1 | . | 1-0 | 2 | . | . | 1 | . | . |
| 51 WILLIAMSON, Marcus | 12-1 | 20 | 7 | 27 | 3.5-11 | 2.0-6 | . | 1 | 6 | 1-0 | 1 | 4 | . |
| 56 McFARLAND, Aaron | 10-2 | 10 | 11 | 21 | 2.0-11 | . | . | 1 | . | . | . | . | . |
| 19 LEWIS III, Ray | 12-0 | 14 | 5 | 19 | 1.0-2 | . | 2 | . | . | . | 1 | . | . |
| 94 GILL, Christian | 12-0 | 10 | 6 | 16 | 1.0-1 | . | 1 | . | . | . | 1 | . | . |
| 90 PRICE, Dwayne | 12-0 | 7 | 8 | 15 | . | . | . | . | . | . | . | . | . |
| 17 CHESLEY, Anthony | 11-2 | 13 | 2 | 15 | . | . | 3 | . | . | . | . | . | . |
| 21 ALLEN, Datarius | 9-0 | 8 | 5 | 13 | 1.0-8 | . | 2 | . | . | . | . | . | . |
| 34 WATTLEY, Fitz | 12-0 | 7 | 6 | 13 | . | . | . | . | . | . | . | . | . |
| 41 BILLINGS, Michael | 10-2 | 6 | 5 | 11 | 1.0-14 | 1.0-14 | . | 1 | . | . | 1 | . | . |
| 40 DANIELS, Kenneth | 12-0 | 6 | 5 | 11 | . | . | . | . | . | . | . | . | . |
| 24 BALDWIN, Samson | 12-1 | 9 | 2 | 11 | 1.0-3 | . | 3 | . | . | . | . | . | . |
| 26 BROWN, Tyrell | 12-0 | 7 | 2 | 9 | . | . | . | . | . | . | . | . | . |
| 44 PALMER, Sedrick | 11-0 | 5 | 4 | 9 | 1.0-1 | . | . | . | . | . | . | . | . |
| 93 TOLBERT, Ja'ree | 6-0 | 3 | 4 | 7 | . | . | . | 1 | . | . | . | . | . |
| 25 WALTERS, Delano | 10-0 | 5 | . | 5 | . | . | . | . | . | . | . | . | . |
| 32 ABERCROMBIE, Oshamar | 12-1 | 3 | 2 | 5 | . | . | . | . | . | . | . | . | . |
| 53 FOLEY, Nick | 3-0 | . | 4 | 4 | . | . | . | . | . | . | . | . | . |
| 92 KRIMMER, Clark | 7-0 | 1 | 3 | 4 | . | . | . | . | . | . | . | . | . |
| 13 FLEETWOOD, Kyle | 8-0 | 2 | 2 | 4 | . | . | . | . | . | . | . | . | . |
| 91 BROWN, Ed | 2-0 | 2 | 2 | 4 | 1.5-4 | 0.5-1 | . | 1 | . | . | . | . | . |
| 1 CHURCH, Eric | 6-0 | 1 | 3 | 4 | . | . | . | . | . | . | . | . | . |
| 95 STAFFORD, Tarral | 5-0 | 3 | . | 3 | 2.0-11 | 1.0-8 | . | . | . | . | . | . | . |
| 5 MAXIE, Adam | 4-0 | 2 | . | 2 | . | . | . | . | . | . | . | . | . |
| 11 CLARK, Nicholas | 9-0 | 2 | . | 2 | . | . | 1-7 | . | . | . | . | . | . |

| | | | | | | | |
|----------------------|----|---|----|------|---|----|-----|
| ABERCROMBIE, Oshamar | 12 | 8 | 68 | 8.5 | 0 | 24 | 5.7 |
| BRADSHAW, Gary | 9 | 5 | 40 | 8.0 | 0 | 17 | 4.4 |
| BAGLEY, Taylor | 7 | 2 | 48 | 24.0 | 0 | 38 | 6.9 |
| JUNE, Jesse | 5 | 2 | 16 | 8.0 | 0 | 12 | 3.2 |

| FIELD GOALS | FGM-FGA | Pct | 01-19 | 20-29 | 30-39 | 40-49 | 50+ | Lg | Blk |
|-----------------|---------|-------|-------|-------|-------|-------|-----|----|-----|
| GRANGER, Ryan | 16-20 | 80.0 | 0-0 | 5-6 | 8-9 | 3-4 | 0-1 | 47 | 0 |
| ISHIBASHI, Masa | 0-1 | 0.0 | 0-0 | 0-0 | 0-0 | 0-1 | 0-0 | 0 | 0 |
| KELLY, Caleb | 1-1 | 100.0 | 1-1 | 0-0 | 0-0 | 0-0 | 0-0 | 19 | 0 |


| PUNTING | No. | Yds | Avg | Long | TB | FC | I20 | 50+ | Blkd |
|-----------------|-----|------|------|------|----|----|-----|-----|------|
| RABON, Evan | 33 | 1194 | 36.2 | 52 | 1 | 10 | 13 | 3 | 0 |
| ISHIBASHI, Masa | 9 | 342 | 38.0 | 51 | 1 | 6 | 4 | 1 | 0 |

| SCORING | TD | FGs | PATs | | | Rcv | Pass | DXP | Saf | Pts |
|----------------------|----|-------|-------|------|-----|-----|------|-----|-----|-----|
| | | | Kick | Rush | Blk | | | | | |
| HENDERSON, De'Angelo | 19 | 0-0 | 0-0 | 0-0 | 0 | 0 | 0 | 0 | 0 | 114 |
| GRANGER, Ryan | 1 | 16-20 | 38-38 | 0-0 | 0 | 0-0 | 0 | 0 | 0 | 92 |
| ABERCROMBIE, Oshamar | 7 | 0-0 | 0-0 | 2-3 | 0 | 0-0 | 0 | 0 | 0 | 46 |
| MAPP, Bruce | 7 | 0-0 | 0-0 | 0-0 | 2 | 0-0 | 0 | 0 | 0 | 46 |
| JONES, Chris | 4 | 0-0 | 0-0 | 0-0 | 0 | 0-0 | 0 | 0 | 0 | 24 |
| BLANKS, Tyrell | 3 | 0-0 | 0-0 | 0-0 | 0 | 0-0 | 0 | 0 | 0 | 18 |
| ROSS, Alex | 3 | 0-0 | 0-0 | 0-0 | 0 | 3-4 | 0 | 0 | 0 | 18 |
| ISRAEL, John | 2 | 0-0 | 0-0 | 0-0 | 0 | 0-0 | 0 | 0 | 0 | 12 |
| BROWN, Devin | 2 | 0-0 | 0-0 | 0-0 | 0 | 0-0 | 0 | 0 | 0 | 12 |
| WEICK, Craig | 2 | 0-0 | 0-0 | 0-0 | 0 | 0-0 | 0 | 0 | 0 | 12 |
| RICHARDSON, Frankie | 1 | 0-0 | 0-0 | 0-0 | 1 | 0-0 | 0 | 0 | 0 | 8 |
| CHURCH, Michael | 1 | 0-0 | 0-0 | 0-0 | 0 | 0-0 | 0 | 0 | 0 | 6 |
| SATTINGER, A.J. | 0 | 0-0 | 0-0 | 0-0 | 2 | 0-0 | 0 | 0 | 0 | 4 |
| KELLY, Caleb | 0 | 1-1 | 0-0 | 0-0 | 0 | 0-0 | 0 | 0 | 0 | 3 |
| KEANE, Tyler | 0 | 0-0 | 0-0 | 1-3 | 0 | 2-4 | 0 | 0 | 0 | 2 |
| ISHIBASHI, Masamitsu | 0 | 0-0 | 0-0 | 0-0 | 0 | 0-0 | 0 | 0 | 0 | 0 |
| THOMPSON, C.J. | 0 | 0-0 | 0-0 | 0-0 | 0 | 0-0 | 0 | 0 | 0 | 0 |

| INTERCEPTIONS | No. | Yds | Avg | TD | Long |
|-------------------|-----|-----|------|----|------|
| DEVEAUX, Kelvin | 2 | 5 | 2.5 | 0 | 5 |
| CLARK, Nicholas | 1 | -7 | -7.0 | 0 | 0 |
| CUMMINGS, Leroy | 1 | 0 | 0.0 | 0 | 0 |
| JOHNSON, Kerron | 1 | 15 | 15.0 | 0 | 15 |
| SHIELDS, Rayshaud | 1 | 0 | 0.0 | 0 | 0 |

| PUNT RETURNS | No. | Yds | Avg | TD | Long |
|--------------|-----|-----|------|----|------|
| JONES, Chris | 22 | 254 | 11.5 | 0 | 64 |
| BROWN, Devin | 1 | 4 | 4.0 | 0 | 4 |
| JUNE, Jesse | 1 | 23 | 23.0 | 0 | 23 |

| KICK RETURNS | No. | Yds | Avg | TD | Long |
|----------------------|-----|-----|------|----|------|
| BROWN, Devin | 19 | 543 | 28.6 | 2 | 100 |
| LEWIS III, Ray | 12 | 161 | 13.4 | 0 | 30 |
| ABERCROMBIE, Oshamar | 6 | 98 | 16.3 | 0 | 30 |
| BRADSHAW, Gary | 3 | 58 | 19.3 | 0 | 25 |
| DANIELS, Kenneth | 1 | -3 | -3.0 | 0 | 0 |
| JOHNSON, Andre | 1 | 13 | 13.0 | 0 | 13 |
| PALMER, Sedrick | 1 | 11 | 11.0 | 0 | 11 |
| BROWN, Laquay | 1 | 7 | 7.0 | 0 | 7 |



| TEAM STATISTICS | COASTAL | OPP |
|-------------------------|-----------|-----------|
| SCORING | 421 | 241 |
| Points Per Game | 35.1 | 20.1 |
| Points Off Turnovers | 56 | 24 |
| FIRST DOWNS | 268 | 248 |
| Rushing | 121 | 120 |
| Passing | 131 | 112 |
| Penalty | 16 | 16 |
| RUSHING YARDAGE | 2276 | 2376 |
| Yards gained rushing | 2460 | 2624 |
| Yards lost rushing | 184 | 248 |
| Rushing Attempts | 446 | 520 |
| Average Per Rush | 5.1 | 4.6 |
| Average Per Game | 189.7 | 198.0 |
| TDs Rushing | 28 | 19 |
| PASSING YARDAGE | 3183 | 2620 |
| Comp-Att-Int | 243-368-7 | 193-345-6 |
| Average Per Pass | 8.6 | 7.6 |
| Average Per Catch | 13.1 | 13.6 |
| Average Per Game | 265.2 | 218.3 |
| TDs Passing | 22 | 12 |
| TOTAL OFFENSE | 5459 | 4996 |
| Total Plays | 814 | 865 |
| Average Per Play | 6.7 | 5.8 |
| Average Per Game | 454.9 | 416.3 |
| KICK RETURNS: #-Yards | 44-888 | 71-1141 |
| PUNT RETURNS: #-Yards | 24-281 | 3-0 |
| INT RETURNS: #-Yards | 6-13 | 7-75 |
| KICK RETURN AVERAGE | 20.2 | 16.1 |
| PUNT RETURN AVERAGE | 11.7 | 0.0 |
| INT RETURN AVERAGE | 2.2 | 10.7 |
| FUMBLES-LOST | 12-8 | 13-8 |
| PENALTIES-Yards | 68-673 | 72-666 |
| Average Per Game | 56.1 | 55.5 |
| PUNTS-Yards | 42-1536 | 60-2223 |
| Average Per Punt | 36.6 | 37.0 |
| Net punt average | 35.6 | 32.0 |
| KICKOFFS-Yards | 79-4772 | 51-2707 |
| Average Per Kick | 60.4 | 53.1 |
| Net kick average | 43.4 | 33.2 |
| TIME OF POSSESSION/Game | 27:16 | 32:29 |
| 3RD-DOWN Conversions | 68/157 | 76/185 |
| 3rd-Down Pct | 43% | 41% |
| 4TH-DOWN Conversions | 9/15 | 9/25 |
| 4th-Down Pct | 60% | 36% |
| SACKS BY-Yards | 16-81 | 17-89 |
| MISC YARDS | 0 | 0 |
| TOUCHDOWNS SCORED | 52 | 32 |



2018 COASTAL CAROLINA FOOTBALL MEDIA GUIDE



CONFERENCE CHAMPIONS* - NCAA PLAYOFF TEAM*

* - as determined by the Coastal Carolina Football Transition Committee

COASTAL CAROLINA
2016 CHANTICLEER FOOTBALL FACT BOOK

De'Angelo Henderson
2016 All-American
2015 National Offensive Player of the Year finalist
2015 Overall Offensive Player of the Year
Set NCAA record for consecutive games with a TD (30)
Set school record for total TDs in a season (20)

De'Angelo Henderson
2016 All-American
2015 National Offensive Player of the Year finalist
2015 Overall Offensive Player of the Year
Set NCAA record for consecutive games with a TD (30)
Set school record for total TDs in a season (20)

Ryan Granger
2016 All-American
2015 National Defensive Player of the Year finalist
2015 Overall Defensive Player of the Year
Set school record for total sacks in a season (15)

Chase Howell
2016 All-American
2015 National Defensive Player of the Year finalist
2015 Overall Defensive Player of the Year
Set school record for total sacks in a season (15)

Alexis Arce
2016 All-American
2015 National Defensive Player of the Year finalist
2015 Overall Defensive Player of the Year
Set school record for total sacks in a season (15)

Jabari Botwell
2016 All-American
2015 National Defensive Player of the Year finalist
2015 Overall Defensive Player of the Year
Set school record for total sacks in a season (15)

2016 SEASON

FINAL NATIONAL RANK: 18th (media)

| | | | | |
|----------------|---------|-------|-------|---------|
| RECORD: | OVERALL | HOME | AWAY | NEUTRAL |
| ALL GAMES | 10-2-0 | 7-1-0 | 3-1-0 | 0-0-0 |
| CONFERENCE * | 4-1-0 | 2-1-0 | 2-0-0 | 0-0-0 |
| NON-CONFERENCE | 6-1-0 | 5-0-0 | 1-1-0 | 0-0-0 |

| DATE | OPPONENT | W/L | SCORE | ATTEND |
|------------|-------------------------------|-----|-------|--------|
| 09-03-16 | at Lamar | W | 38-14 | 8697 |
| 09-10-16 | FLORIDA A&M | W | 49-10 | 10037 |
| 09-17-16 | at #4 Jacksonville State | L | 26-27 | 18892 |
| 09-24-16 | FURMAN | W | 41-21 | 10311 |
| * 10-01-16 | #10 CHARLESTON SOUTHERN (2OT) | L | 58-59 | 10213 |
| * 10-15-16 | at Gardner-Webb | W | 17-7 | 6850 |
| 10-22-16 | CENTRAL CONNECTICUT (HC) | W | 33-25 | 9217 |
| * 10-29-16 | at Presbyterian | W | 48-17 | 4453 |
| * 11-05-16 | MONMOUTH | W | 38-17 | 7123 |
| 11-12-16 | BRYANT | W | 31-21 | 6528 |
| * 11-17-16 | LIBERTY (THURS) | W | 42-7 | 7787 |
| 11-26-16 | HAMPTON | W | 26-7 | 5921 |

* CCU Transition Committee Conference game

| RUSHING | GP | Att | Gain | Loss | Net | Avg | TD | Lg | Avg/G |
|----------------------|----|-----|------|------|------|------|----|----|-------|
| Henderson, De'Angelo | 9 | 183 | 1195 | 39 | 1156 | 6.3 | 16 | 47 | 128.4 |
| Daniels, Kenneth | 12 | 95 | 539 | 14 | 525 | 5.5 | 4 | 58 | 43.8 |
| Lee, Ryan | 7 | 73 | 412 | 16 | 396 | 5.4 | 3 | 24 | 56.6 |
| Abercrombie, Oshamar | 8 | 74 | 402 | 6 | 396 | 5.4 | 4 | 46 | 49.5 |
| Martin, Jah-Maine | 5 | 27 | 175 | 4 | 171 | 6.3 | 2 | 36 | 34.2 |
| Keane, Tyler | 11 | 46 | 176 | 41 | 135 | 2.9 | 0 | 19 | 12.3 |
| Tyler, KyJon | 12 | 9 | 88 | 0 | 88 | 9.8 | 0 | 22 | 7.3 |
| Stilley, Josh | 3 | 18 | 89 | 12 | 77 | 4.3 | 1 | 17 | 25.7 |
| Bradshaw, Gary | 6 | 3 | 58 | 0 | 58 | 19.3 | 0 | 15 | 9.7 |
| Bennett, Ra'Quan | 2 | 7 | 48 | 1 | 47 | 6.7 | 0 | 18 | 23.5 |
| Bradley, Austin | 7 | 13 | 44 | 19 | 25 | 1.9 | 1 | 14 | 3.6 |
| Jones, Marquiese | 2 | 6 | 26 | 2 | 24 | 4.0 | 0 | 12 | 12.0 |
| Brown, Devin | 12 | 6 | 28 | 7 | 21 | 3.5 | 0 | 14 | 1.8 |
| Martin, Isaac | 4 | 3 | 13 | 0 | 13 | 4.3 | 0 | 5 | 3.2 |
| Walters, Delano | 12 | 1 | 2 | 0 | 2 | 2.0 | 0 | 2 | 0.2 |
| McCall, Avery | 2 | 6 | 13 | 11 | 2 | 0.3 | 0 | 8 | 1.0 |
| Jones, Chris | 12 | 2 | 1 | 3 | -2 | -1.0 | 0 | 1 | -0.2 |
| Chadwick, Tyler | 3 | 4 | 6 | 14 | -8 | -2.0 | 0 | 6 | -2.7 |

| PASSING | G | Effic | Cmp | Att | Int | Pct | Yds | TD | Lg | Avg/G |
|-----------------|----|--------|-----|-----|-----|-------|-----|----|----|-------|
| Keane, Tyler | 11 | 156.15 | 67 | 105 | 2 | 63.8 | 809 | 10 | 38 | 73.5 |
| Stilley, Josh | 3 | 142.16 | 33 | 54 | 1 | 61.1 | 427 | 3 | 72 | 142.3 |
| Chadwick, Tyler | 3 | 100.78 | 13 | 23 | 1 | 56.5 | 145 | 0 | 31 | 48.3 |
| Bradley, Austin | 7 | 52.08 | 7 | 20 | 2 | 35.0 | 49 | 1 | 21 | 7.0 |
| Lee, Ryan | 7 | 189.87 | 2 | 3 | 0 | 66.7 | 44 | 0 | 27 | 6.3 |
| Jones, Chris | 12 | 391.00 | 2 | 2 | 0 | 100.0 | 30 | 1 | 19 | 2.5 |
| McCall, Avery | 2 | 335.20 | 2 | 2 | 0 | 100.0 | 56 | 0 | 49 | 28.0 |
| Tyler, KyJon | 12 | 436.00 | 1 | 1 | 0 | 100.0 | 40 | 0 | 40 | 3.3 |

| RECEIVING | G | No. | Yds | Avg | TD | Long | Avg/G |
|----------------------|----|-----|-----|------|----|------|-------|
| Mapp, Bruce | 12 | 27 | 423 | 15.7 | 6 | 72 | 35.2 |
| Jones, Chris | 12 | 22 | 323 | 14.7 | 2 | 40 | 26.9 |
| Henderson, De'Angelo | 9 | 20 | 190 | 9.5 | 2 | 49 | 21.1 |
| Brown, Devin | 12 | 16 | 204 | 12.8 | 1 | 27 | 17.0 |
| Sattinger, A.J. | 12 | 8 | 91 | 11.4 | 0 | 30 | 7.6 |
| Abercrombie, Oshamar | 8 | 7 | 44 | 6.3 | 0 | 19 | 5.5 |
| Black, Omar | 5 | 6 | 83 | 13.8 | 0 | 32 | 16.6 |

| FIELD GOALS | FGM | FGA | Pct | 01-19 | 20-29 | 30-39 | 40-49 | 50+ | Lg | Blkd |
|--------------------|-----|-----|-----|-------|-------|-------|-------|-----|----|------|
| Tyler, KyJon | 12 | 5 | 70 | 14.0 | 1 | 38 | 5.8 | | | |
| Daniels, Kenneth | 12 | 5 | 61 | 12.2 | 0 | 26 | 5.1 | | | |
| Brown, Laquay | 12 | 2 | 29 | 14.5 | 2 | 20 | 2.4 | | | |
| Williams, Malcolm | 12 | 2 | 17 | 8.5 | 0 | 12 | 1.4 | | | |
| Harrison, Dae'quan | 11 | 1 | 11 | 11.0 | 0 | 11 | 1.0 | | | |

| PUNTING | No. | Yds | Avg | Long | TB | FC | I20 | Blkd |
|-------------|-----|------|------|------|----|----|-----|------|
| Rabon, Evan | 45 | 1755 | 39.0 | 52 | 1 | 22 | 19 | 2 |

| SCORING | TD | FGs | Kick | Rush | Rcv | Pass | DXP | Saf | Pts |
|----------------------|----|-------|-------|------|-----|------|-----|-----|-----|
| Henderson, De'Angelo | 18 | 0-0 | 0-0 | 0-0 | 0 | 0-0 | 0 | 0 | 108 |
| Granger, Ryan | 0 | 17-21 | 39-42 | 0-0 | 0 | 0-0 | 0 | 0 | 90 |
| Mapp, Bruce | 6 | 0-0 | 0-0 | 0-0 | 1 | 0-0 | 0 | 0 | 38 |
| Daniels, Kenneth | 5 | 0-0 | 0-0 | 0-0 | 0 | 0-0 | 0 | 0 | 30 |
| Abercrombie, Oshamar | 4 | 0-0 | 0-0 | 1-2 | 0 | 0-0 | 0 | 0 | 26 |
| Lee, Ryan | 3 | 0-0 | 0-0 | 0-0 | 0 | 0-0 | 0 | 0 | 18 |
| Scearce, Alex | 3 | 0-0 | 0-0 | 0-0 | 0 | 0-0 | 0 | 0 | 18 |
| Tyler, KyJon | 3 | 0-0 | 0-0 | 0-0 | 0 | 0-0 | 0 | 0 | 18 |
| Jones, Chris | 2 | 0-0 | 0-0 | 0-0 | 1 | 2-2 | 0 | 0 | 14 |
| Brown, Laquay | 2 | 0-0 | 0-0 | 0-0 | 0 | 0-0 | 0 | 0 | 12 |
| Martin, Jah-Maine | 2 | 0-0 | 0-0 | 0-0 | 0 | 0-0 | 0 | 0 | 12 |
| Brown, Devin | 1 | 0-0 | 0-0 | 0-0 | 0 | 0-0 | 0 | 0 | 6 |
| White, Myles | 1 | 0-0 | 0-0 | 0-0 | 0 | 0-0 | 0 | 0 | 6 |
| Bradley, Austin | 1 | 0-0 | 0-0 | 0-0 | 0 | 0-0 | 0 | 0 | 6 |
| Stilley, Josh | 1 | 0-0 | 0-0 | 0-0 | 0 | 0-0 | 0 | 0 | 6 |
| Bradshaw, Gary | 1 | 0-0 | 0-0 | 0-0 | 0 | 0-0 | 0 | 0 | 6 |
| Sattinger, A.J. | 0 | 0-0 | 0-0 | 0-0 | 3 | 0-0 | 0 | 0 | 6 |
| Chesley, Anthony | 1 | 0-0 | 0-0 | 0-0 | 0 | 0-0 | 0 | 0 | 6 |
| Sampson, Richie | 1 | 0-0 | 0-0 | 0-0 | 0 | 0-0 | 0 | 0 | 6 |
| Williamson, Marcus | 1 | 0-0 | 0-0 | 0-0 | 0 | 0-0 | 0 | 0 | 6 |
| Kjosa, Maxwell | 0 | 0-0 | 0-0 | 0-0 | 1 | 0-0 | 0 | 0 | 2 |
| Williams, Malcolm | 0 | 0-0 | 0-0 | 0-0 | 1 | 0-0 | 0 | 0 | 2 |
| Ishibashi, Masamitsu | 0 | 0-0 | 2-2 | 0-0 | 0 | 0-0 | 0 | 0 | 2 |
| McMillan, Jarius | 0 | 0-0 | 0-0 | 0-0 | 0 | 0-0 | 0 | 1 | 2 |
| Rabon, Evan | 0 | 0-0 | 1-1 | 0-0 | 0 | 0-0 | 0 | 0 | 1 |
| Keane, Tyler | 0 | 0-0 | 0-0 | 0-1 | 0 | 5-6 | 0 | 0 | 0 |

| INTERCEPTIONS | No. | Yds | Avg | TD | Long |
|------------------|-----|-----|------|----|------|
| Scearce, Alex | 5 | 45 | 9.0 | 2 | 31 |
| Thompson, C.J. | 4 | 39 | 9.8 | 0 | 29 |
| Summers, Kamron | 4 | 22 | 5.5 | 0 | 12 |
| Sampson, Richie | 2 | 123 | 61.5 | 1 | 71 |
| Chesley, Anthony | 2 | 42 | 21.0 | 1 | 42 |
| Clark, Nicholas | 1 | 0 | 0.0 | 0 | 0 |
| Johnson, Shane | 1 | 9 | 9.0 | 0 | 9 |
| Baldwin, Samson | 1 | 0 | 0.0 | 0 | 0 |
| Johnson, Kerron | 1 | -3 | -3.0 | 0 | 0 |

| PUNT RETURN | No. | Yds | Avg | TD | Long |
|------------------|-----|-----|------|----|------|
| Jones, Chris | 19 | 243 | 12.8 | 0 | 31 |
| Tyler, KyJon | 3 | 81 | 27.0 | 1 | 80 |
| McMillan, Jarius | 1 | 27 | 27.0 | 0 | 0 |

| KICK RETURN | No. | Yds | Avg | TD | Long |
|----------------------|-----|-----|------|----|------|
| Brown, Devin | 19 | 471 | 24.8 | 0 | 63 |
| Tyler, KyJon | 9 | 176 | 19.6 | 1 | 77 |
| Daniels, Kenneth | 2 | 35 | 17.5 | 0 | 19 |
| Abercrombie, Oshamar | 1 | 21 | 21.0 | 0 | 21 |
| Harrison, Dae'quan | 1 | 1 | 1.0 | 0 | 1 |
| Kelley, Zach | 1 | 3 | 3.0 | 0 | 3 |
| Kjosa, Maxwell | 1 | 3 | 3.0 | 0 | 3 |
| Martin, Jah-Maine | 1 | 31 | 31.0 | 0 | 20 |
| Hall, Allen | 1 | 0 | 0.0 | 0 | 0 |
| Patterson, James | 1 | 6 | 6.0 | 0 | 6 |
| Wattley, Fitz | 1 | 0 | 0.0 | 0 | 0 |

| TEAM STATISTICS | COASTAL | OPP |
|------------------------------|-------------|-------------|
| SCORING..... | 447 | 232 |
| Points Per Game..... | 37.2 | 19.3 |
| Points Off Turnovers..... | 94 | 45 |
| FIRST DOWNS..... | 251 | 209 |
| Rushing..... | 162 | 79 |
| Passing..... | 74 | 114 |
| Penalty..... | 15 | 16 |
| RUSHING YARDAGE..... | 3052 | 1484 |
| Yards gained rushing..... | 3321 | 1805 |
| Yards lost rushing..... | 269 | 321 |
| Rushing Attempts..... | 587 | 396 |
| Average Per Rush..... | 5.2 | 3.7 |
| Average Per Game..... | 254.3 | 123.7 |
| TDs Rushing..... | 13 | 13 |
| PASSING YARDAGE..... | 1600 | 2497 |
| Comp-Att-Int..... | 127-211-6 | 217-392-21 |
| Average Per Pass..... | 7.6 | 6.4 |
| Average Per Catch..... | 12.6 | 11.5 |
| Average Per Game..... | 133.3 | 208.1 |
| TDs Passing..... | 15 | 18 |
| TOTAL OFFENSE..... | 4652 | 3981 |
| Total Plays..... | 798 | 788 |
| Average Per Play..... | 5.8 | 5.1 |
| Average Per Game..... | 387.7 | 331.8 |
| KICK RETURNS: #-Yards..... | 38-747 | 66-1234 |
| PUNT RETURNS: #-Yards..... | 23-351 | 9-51 |
| INT RETURNS: #-Yards..... | 21-277 | 6-35 |
| KICK RETURN AVERAGE..... | 19.7 | 18.7 |
| PUNT RETURN AVERAGE..... | 15.3 | 5.7 |
| INT RETURN AVERAGE..... | 13.2 | 5.8 |
| FUMBLES-LOST..... | 23-12 | 17-8 |
| PENALTIES-Yards..... | 59-492 | 76-589 |
| Average Per Game..... | 41.0 | 49.1 |
| PUNTS-Yards..... | 45-1755 | 68-2428 |
| Average Per Punt..... | 39.0 | 35.7 |
| Net punt average..... | 37.4 | 29.4 |
| KICKOFFS-Yards..... | 82-4801 | 47-2574 |
| Average Per Kick..... | 58.5 | 54.8 |
| Net kick average..... | 40.1 | 35.1 |
| TIME OF POSSESSION/Game..... | 30:19 | 29:40 |
| 3RD-DOWN Conversions..... | 70/149 | 56/170 |
| 3rd-Down Pct..... | 47% | 33% |
| 4TH-DOWN Conversions..... | 5/8 | 12/25 |
| 4th-Down Pct..... | 62% | 48% |
| SACKS BY-Yards..... | 30-190 | 12-55 |
| MISC YARDS..... | 94 | 0 |
| TOUCHDOWNS SCORED..... | 56 | 31 |
| FIELD GOALS-ATTEMPTS..... | 17-21 | 5-11 |
| ON-SIDE KICKS..... | 0-0 | 0-0 |
| RED-ZONE SCORES..... | (45-55) 82% | (21-28) 75% |
| RED-ZONE TOUCHDOWNS..... | (34-55) 62% | (17-28) 61% |
| PAT-ATTEMPTS..... | (42-45) 93% | (27-29) 93% |
| ATTENDANCE..... | 67261 | 38892 |
| Games/Avg Per Game..... | 8/8408 | 4/9723 |

| SCORE BY QUARTERS | 1st | 2nd | 3rd | 4th | OT | Total |
|-------------------|-----|-----|-----|-----|----|-------|
| Coastal Carolina | 112 | 106 | 100 | 116 | 13 | 447 |
| Opponents | 45 | 84 | 35 | 54 | 14 | 232 |

| DEFENSIVE LEADERS | GP | Tackles | Sacks | Pass Def | Fumbles | Blkd | | | | | | | |
|-----------------------|-------|---------|-------|----------|---------|----------|---------|------|-----|---------|----|------|-----|
| | | Solo | Ast | Total | TFL/Yds | No-Yards | Int-Yds | BrUp | OBH | Rcv-Yds | FF | Kick | Saf |
| 25 Scearce, Alex | 12-12 | 43 | 41 | 84 | 13.5-78 | 8.0-66 | 5-45 | 7 | 3 | 2-0 | 3 | | |
| 9 Johnson, Shane | 10-10 | 33 | 33 | 66 | 5.5-17 | | 1-9 | 2 | | | | | |
| 23 Sampson, Richie | 9-9 | 40 | 18 | 58 | 0.5-1 | | 2-123 | 6 | | | | | |
| 51 Williamson, Marcus | 12-12 | 22 | 26 | 48 | 9.0-42 | 3.5-27 | | 1 | 4 | 1-2 | | | |
| 15 Botwell, Jabari | 12-12 | 25 | 19 | 44 | 9.5-45 | 5.5-33 | | 2 | 1 | 2-0 | 1 | | |
| 17 Chesley, Anthony | 12-11 | 33 | 11 | 44 | 2.5-9 | 0.5-4 | 2-42 | 8 | | | | | |
| 4 Thompson, C.J. | 11-11 | 34 | 9 | 43 | | | 4-39 | 5 | | | | | |
| 46 White, Myles | 12-0 | 15 | 23 | 38 | 6.5-31 | 3.5-22 | | 1 | | 1-0 | 1 | 3 | |
| 90 Stafford, Tarron | 12-12 | 23 | 15 | 38 | 4.0-10 | 0.5-2 | | | 1 | | | | |
| 20 Summers, Kamron | 12-8 | 23 | 12 | 35 | 1.5-4 | | 4-22 | | | | | | |



2018 COASTAL CAROLINA FOOTBALL MEDIA GUIDE



2017 SEASON

| | | | | |
|----------------|---------|-------|-------|---------|
| RECORD: | OVERALL | HOME | AWAY | NEUTRAL |
| ALL GAMES | 3-9-0 | 2-4-0 | 1-5-0 | 0-0-0 |
| CONFERENCE | 2-6-0 | 1-3-0 | 1-3-0 | 0-0-0 |
| NON-CONFERENCE | 1-3-0 | 1-1-0 | 0-2-0 | 0-0-0 |

| DATE | OPPONENT | W/L | SCORE | ATTEND |
|------------|---------------------------|-----|-------|--------|
| 09-02-17 | UMASS | W | 38-28 | 13274 |
| 09-16-17 | at UAB | L | 23-30 | 24789 |
| 09-23-17 | #19(FCS) WESTERN ILLINOIS | L | 10-52 | 14996 |
| * 09-20-17 | at UL Monroe | L | 43-51 | 10359 |
| * 10-07-17 | GEORGIA STATE | L | 21-27 | 15991 |
| * 10-14-17 | at Arkansas State | L | 17-51 | 25916 |
| * 10-21-17 | at Appalachian State | L | 29-37 | 30179 |
| * 10-28-17 | TEXAS STATE (HC) | L | 7-27 | 13997 |
| 11-04-17 | at Arkansas | L | 38-29 | 61476 |
| * 11-11-17 | TROY | L | 17-42 | 15545 |
| * 11-18-17 | at Idaho | W | 13-7 | 7444 |
| * 12-02-17 | GEORGIA SOUTHERN | W | 28-17 | 15951 |

*Sun Belt Conference game

| RUSHING | GP | Att | Gain | Loss | Net | Avg | TD | Lg | Avg/G |
|----------------------|----|-----|------|------|-----|------|----|----|-------|
| Abercrombie,Osharmar | 12 | 140 | 739 | 15 | 724 | 5.2 | 7 | 55 | 60.3 |
| Outlow, Marcus | 10 | 61 | 290 | 11 | 279 | 4.6 | 1 | 43 | 27.9 |
| James, Alex | 12 | 55 | 325 | 51 | 274 | 5.0 | 4 | 42 | 22.8 |
| Hairston, Jacqez | 12 | 24 | 142 | 2 | 140 | 5.8 | 0 | 25 | 11.7 |
| Demos, Dalton | 7 | 30 | 138 | 35 | 103 | 3.4 | 3 | 22 | 14.7 |
| Keane, Tyler | 10 | 39 | 138 | 55 | 83 | 2.1 | 0 | 16 | 8.3 |
| Williams, Malcolm | 12 | 14 | 86 | 13 | 73 | 5.2 | 0 | 17 | 6.1 |
| Tyler, KyJon | 11 | 11 | 73 | 0 | 73 | 6.6 | 0 | 20 | 6.6 |
| Anderson, Kilton | 6 | 51 | 166 | 108 | 58 | 1.1 | 0 | 19 | 9.7 |
| Jones, Chris | 10 | 4 | 45 | 0 | 45 | 11.2 | 0 | 20 | 4.5 |
| Thrasher, Chance | 2 | 4 | 37 | 5 | 32 | 8.0 | 0 | 17 | 16.0 |
| Holmes, T'Qeale | 10 | 1 | 11 | 0 | 11 | 11.0 | 0 | 11 | 1.1 |
| Bennett, Ra'Quan | 6 | 1 | 11 | 0 | 11 | 11.0 | 0 | 11 | 1.8 |
| Bradley, Austin | 1 | 4 | 5 | 13 | -8 | -2.0 | 0 | 3 | -8.0 |

| PASSING | G | Effic | Cmp-Att-Int | Pct | Yds | TD | Lg | Avg/G |
|------------------|----|--------|-------------|------|------|----|----|-------|
| Keane, Tyler | 10 | 145.45 | 100-170-5 | 58.8 | 1440 | 11 | 86 | 144.0 |
| Anderson, Kilton | 6 | 117.90 | 49-109-3 | 45.0 | 743 | 7 | 67 | 123.8 |
| Demos, Dalton | 7 | 29.71 | 3-11-1 | 27.3 | 27 | 0 | 16 | 3.9 |
| Thrasher, Chance | 2 | 53.68 | 5-10-2 | 50.0 | 52 | 0 | 23 | 26.0 |
| Wilson, Austin | 2 | 39.70 | 1-4-0 | 25.0 | 7 | 0 | 7 | 3.5 |
| Bradley, Austin | 1 | 0.00 | 0-0-0 | 0.0 | 0 | 0 | 0 | 0.0 |

| RECEIVING | G | No. | Yds | Avg | TD | Long | Avg/G |
|-------------------|----|-----|-----|------|----|------|-------|
| Williams, Malcolm | 12 | 43 | 793 | 18.4 | 7 | 86 | 66.1 |
| Jones, Chris | 10 | 26 | 536 | 20.6 | 4 | 51 | 53.6 |
| Tyler, KyJon | 11 | 23 | 313 | 13.6 | 2 | 73 | 28.5 |
| Black, Omar | 9 | 20 | 271 | 13.6 | 2 | 33 | 30.1 |
| James, Alex | 12 | 11 | 61 | 5.5 | 0 | 28 | 5.1 |

| DEFENSIVE LEADERS | GP | Tackles | | | TFL/Yds | Sacks | Int-Yds | Pass Def | QBH | Fumbles | Blkd |
|-----------------------|-------|---------|-----|-------|---------|--------|---------|----------|-----|---------|------|
| | | Solo | Ast | Total | | | | | | | |
| 9 Johnson, Shane | 10-9 | 45 | 56 | 101 | 6.5-20 | 1.0-10 | . | 1 | 1 | . | . |
| 20 Wattley, Fitz | 12-12 | 44 | 38 | 82 | 0.5-1 | . | 3-82 | 1 | . | . | . |
| 29 Kelly, Silas | 11-10 | 39 | 36 | 75 | 5.5-14 | 1.5-6 | . | 1 | 2 | . | . |
| 3 Williamson, Marcus | 11-11 | 29 | 28 | 57 | 8.0-57 | 4.0-39 | . | 2 | 6 | . | 1 |
| 17 Chesley, Anthony | 12-12 | 37 | 18 | 55 | 2.0-9 | . | . | 8 | . | 1-50 | . |
| 2 Hears, Dontay | 12-11 | 36 | 17 | 53 | 3.5-7 | . | . | 6 | . | . | 1 |
| 46 White, Myles | 12-11 | 22 | 31 | 53 | 5.5-12 | . | . | 2 | 5 | 1-0 | . |
| 27 Howard, Amir | 10-5 | 28 | 23 | 51 | . | . | . | 1 | . | . | 1 |
| 6 Johnson, Kerron | 12-5 | 31 | 19 | 50 | 7.5-23 | . | . | . | 2 | . | . |
| 52 Brewer, C.J. | 12-1 | 15 | 18 | 33 | 2.5-16 | 2.0-15 | . | 2 | 1 | . | 2 |
| 93 Tolbert, Ja'ree | 12-12 | 11 | 22 | 33 | 3.5-7 | 1.5-6 | . | . | 1 | . | . |
| 11 Clark, Nicholas | 9-6 | 14 | 13 | 27 | 0.5-1 | . | . | . | . | . | . |
| 14 Carey, Preston | 12-4 | 17 | 10 | 27 | 2.0-1 | . | 2-28 | 10 | . | . | . |
| 94 Gunter, Jeffrey | 12-1 | 11 | 15 | 26 | 3.5-6 | . | . | . | 1 | . | . |
| 49 Heft, James | 11-2 | 13 | 10 | 23 | 2.0-8 | 1.0-6 | . | . | . | . | . |
| 25 Paul, Laqavious | 9-3 | 11 | 12 | 23 | 1.0-1 | . | . | 1 | 1 | . | . |
| 90 Price, Dwayne | 11-11 | 6 | 15 | 21 | 1.5-2 | . | . | 1 | . | . | . |
| 97 Jackson, Tarron | 8-1 | 11 | 9 | 20 | 4.5-31 | 3.5-28 | . | . | 1 | . | 1 |
| 10 Brown, Jave | 8-2 | 10 | 7 | 17 | 1.0-1 | . | . | 3 | 1 | . | . |
| 92 Walker, Jalin | 12-0 | 5 | 7 | 12 | 3.0-11 | . | . | . | 1 | 1-0 | 1 |
| 13 Kryst, Chandler | 12-0 | 6 | 5 | 11 | . | . | 0-5 | . | . | 1-0 | 1 |
| 5 Smith, Calvin | 9-1 | 5 | 3 | 8 | . | . | . | . | . | . | . |
| 23 D'Angelo, Lorenzo | 12-0 | 5 | 3 | 8 | . | . | . | . | . | . | . |
| 99 Clayton, Jonathan | 10-0 | 1 | 6 | 7 | 1.0-2 | 0.5-2 | . | . | . | . | . |
| 33 Hall, Allen | 7-0 | 3 | 2 | 5 | . | . | . | . | . | . | . |
| 1 Church, Eric | 11-2 | 1 | 3 | 4 | . | . | . | . | . | . | . |
| 15 Smith, Johnathan | 9-0 | . | 2 | 2 | . | . | . | . | . | . | . |
| 53 Culbertson, Ryan | 6-0 | 2 | . | 2 | . | . | . | . | . | . | . |
| 36 Drinkard, Derambez | 6-0 | 2 | . | 2 | . | . | . | . | . | . | . |
| 35 Rabon, Evan | 12-0 | 2 | . | 2 | . | . | . | . | . | . | . |

| | | | | | | | |
|----------------------|----|---|----|------|---|----|-----|
| Collins Jr., Larry | 12 | 9 | 92 | 10.2 | 1 | 23 | 7.7 |
| Outlow, Marcus | 10 | 9 | 78 | 8.7 | 0 | 15 | 7.8 |
| Abercrombie,Osharmar | 12 | 8 | 73 | 9.1 | 0 | 22 | 6.1 |
| Kjosa, Maxwell | 12 | 4 | 41 | 10.2 | 2 | 16 | 3.4 |
| Hairston, Jacqez | 12 | 2 | 11 | 5.5 | 0 | 11 | 0.9 |
| Brown, Laquay | 12 | 1 | 8 | 8.0 | 0 | 8 | 0.7 |
| Anderson, Josh | 10 | 1 | 7 | 7.0 | 0 | 7 | 0.7 |
| Bradshaw, Gary | 6 | 1 | 6 | 6.0 | 0 | 6 | 1.0 |

| FIELD GOALS | FGM-FGA | Pct | 01-19 | 20-29 | 30-39 | 40-49 | 50+ | Lg | Blk |
|-------------|---------|------|-------|-------|-------|-------|-----|----|-----|
| Rabon, Evan | 12-19 | 63.2 | 0-0 | 2-5 | 6-6 | 2-6 | 2-2 | 52 | 0 |

| PUNTING | No. | Yds | Avg | Long | TB | FC | I20 | 50+Blk | |
|-------------|-----|------|------|------|----|----|-----|--------|---|
| Rabon, Evan | 57 | 2460 | 43.2 | 65 | 3 | 18 | 18 | 13 | 0 |

| SCORING | TD | FGs | PATs | | | Pass | DXP | Saf | Pts |
|----------------------|----|-------|-------|------|-----|------|-----|-----|-----|
| | | | Kick | Rush | Rcv | | | | |
| Rabon, Evan | 0 | 12-19 | 30-31 | 0-0 | 0 | 0-0 | 0 | 0 | 66 |
| Williams, Malcolm | 7 | 0-0 | 0-0 | 0-0 | 1 | 0-0 | 0 | 0 | 44 |
| Abercrombie,Osharmar | 7 | 0-0 | 0-0 | 0-0 | 0 | 0-0 | 0 | 0 | 42 |
| Jones, Chris | 4 | 0-0 | 0-0 | 1-1 | 0 | 0-0 | 0 | 0 | 26 |
| James, Alex | 4 | 0-0 | 0-0 | 0-0 | 1 | 0-0 | 0 | 0 | 26 |
| Demos, Dalton | 3 | 0-0 | 0-0 | 0-0 | 0 | 0-0 | 0 | 0 | 18 |
| Black, Omar | 2 | 0-0 | 0-0 | 0-0 | 0 | 0-0 | 0 | 0 | 12 |
| Kjosa, Maxwell | 2 | 0-0 | 0-0 | 0-0 | 0 | 0-0 | 0 | 0 | 12 |
| Tyler, KyJon | 2 | 0-0 | 0-0 | 0-0 | 0 | 0-0 | 0 | 0 | 12 |
| Collins Jr., Larry | 1 | 0-0 | 0-0 | 0-0 | 0 | 0-0 | 0 | 0 | 6 |
| Outlow, Marcus | 1 | 0-0 | 0-0 | 0-0 | 0 | 0-0 | 0 | 0 | 6 |
| Chesley, Anthony | 1 | 0-0 | 0-0 | 0-0 | 0 | 0-0 | 0 | 0 | 6 |
| Clark, Nicholas | 1 | 0-0 | 0-0 | 0-0 | 0 | 0-0 | 0 | 0 | 6 |
| Carey, Preston | 0 | 0-0 | 0-0 | 0-0 | 0 | 0-0 | 1 | 0 | 2 |
| Keane, Tyler | 0 | 0-0 | 0-0 | 0-0 | 0 | 2-3 | 0 | 0 | 0 |

| INTERCEPTIONS | No. | Yds | Avg | TD | Long |
|----------------|-----|-----|------|----|------|
| Wattley, Fitz | 3 | 82 | 27.3 | 0 | 40 |
| Carey, Preston | 2 | 28 | 14.0 | 0 | 28 |

| PUNT RETURNS | No. | Yds | Avg | TD | Long |
|-------------------|-----|-----|-----|----|------|
| Jones, Chris | 15 | 113 | 7.5 | 0 | 18 |
| Tyler, KyJon | 9 | 64 | 7.1 | 0 | 24 |
| Williams, Malcolm | 1 | 8 | 8.0 | 0 | 8 |

| KICK RETURNS | No. | Yds | Avg | TD | Long |
|-------------------|-----|-----|------|----|------|
| Tyler, KyJon | 29 | 683 | 23.6 | 0 | 88 |
| Williams, Malcolm | 10 | 219 | 21.9 | 0 | 44 |
| Jones, Chris | 7 | 123 | 17.6 | 0 | 22 |
| Outlow, Marcus | 1 | 7 | 7.0 | 0 | 7 |
| Howard, Amir | 0 | 2 | 0.0 | 0 | 2 |
| Carey, Preston | 0 | 2 | 0.0 | 0 | 2 |



| TEAM STATISTICS | COASTAL | OPP | | | |
|-------------------------|-------------|-------------|-----|-----|-------|
| SCORING | 284 | 408 | | | |
| Points Per Game | 23.7 | 34.0 | | | |
| Points Off Turnovers | 26 | 71 | | | |
| FIRST DOWNS | 221 | 261 | | | |
| Rushing | 108 | 114 | | | |
| Passing | 95 | 128 | | | |
| Penalty | 18 | 19 | | | |
| RUSHING YARDAGE | 1875 | 2034 | | | |
| Yards gained rushing | 2206 | 2324 | | | |
| Yards lost rushing | 331 | 290 | | | |
| Rushing Attempts | 446 | 469 | | | |
| Average Per Rush | 4.2 | 4.3 | | | |
| Average Per Game | 156.2 | 169.5 | | | |
| TDs Rushing | 15 | 28 | | | |
| PASSING YARDAGE | 2269 | 2895 | | | |
| Comp-Att-Int | 158-304-11 | 219-346-5 | | | |
| Average Per Pass | 7.5 | 8.4 | | | |
| Average Per Catch | 14.4 | 13.2 | | | |
| Average Per Game | 189.1 | 241.2 | | | |
| TDs Passing | 18 | 20 | | | |
| TOTAL OFFENSE | 4144 | 4929 | | | |
| Total Plays | 750 | 815 | | | |
| Average Per Play | 5.5 | 6.0 | | | |
| Average Per Game | 345.3 | 410.8 | | | |
| KICK RETURNS: #-Yards | 47-1036 | 46-1082 | | | |
| PUNT RETURNS: #-Yards | 25-185 | 22-140 | | | |
| INT RETURNS: #-Yards | 5-115 | 11-86 | | | |
| KICK RETURN AVERAGE | 22.0 | 23.5 | | | |
| PUNT RETURN AVERAGE | 7.4 | 6.4 | | | |
| INT RETURN AVERAGE | 23.0 | 7.8 | | | |
| FUMBLES-LOST | 17-7 | 16-6 | | | |
| PENALTIES-Yards | 84-754 | 67-625 | | | |
| Average Per Game | 62.8 | 52.1 | | | |
| PUNTS-Yards | 57-2460 | 53-2200 | | | |
| Average Per Punt | 43.2 | 41.5 | | | |
| Net punt average | 39.6 | 37.3 | | | |
| KICKOFFS-Yards | 56-3304 | 74-4552 | | | |
| Average Per Kick | 59.0 | 61.5 | | | |
| Net kick average | 35.7 | 39.1 | | | |
| TIME OF POSSESSION/Game | 30:18 | 29:42 | | | |
| 3RD-DOWN Conversions | 55/153 | 77/160 | | | |
| 3rd-Down Pct | 36% | 48% | | | |
| 4TH-DOWN Conversions | 7/17 | 7/11 | | | |
| 4th-Down Pct | 41% | 64% | | | |
| SACKS BY-Yards | 15-112 | 28-157 | | | |
| MISC YARDS | 0 | 0 | | | |
| TOUCHDOWNS SCORED | 35 | 54 | | | |
| FIELD GOALS-ATTEMPTS | 12-19 | 11-17 | | | |
| ON-SIDE KICKS | 0-3 | 0-1 | | | |
| RED-ZONE SCORES | (27-32) 84% | (47-54) 87% | | | |
| RED-ZONE TOUCHDOWNS | (21-32) 66% | (39-54) 72% | | | |
| PAT-ATTEMPTS | (30-31) 97% | (49-51) 96% | | | |
| ATTENDANCE | 89754 | 160163 | | | |
| Games/Avg Per Game | 6/14959 | 6/26694 | | | |
| SCORE BY QUARTERS | 1st | 2nd | 3rd | 4th | Total |
| Coastal Carolina | 75 | 71 | 67 | 71 | 284 |
| Opponents | 110 | 106 | 97 | 95 | 408 |



2018 COASTAL CAROLINA FOOTBALL MEDIA GUIDE



ALL-TIME RESULTS

2003

| | | | | |
|------------|---------|------|------|---------|
| RECORD: | OVERALL | HOME | AWAY | NEUTRAL |
| ALL GAMES | 6-5 | 2-3 | 4-2 | 0-0 |
| CONFERENCE | 1-3 | 0-2 | 1-1 | 0-0 |

| DATE | OPPONENT | W/L | SCORE |
|------------|-----------------------------|-----|-------|
| 09-06-03 | NEWBERRY | W | 21-14 |
| 09-13-03 | MOREHEAD STATE | L | 6-31 |
| 09-20-03 | at Jacksonville | L | 9-14 |
| 09-25-03 | at North Greenville (THURS) | W | 49-39 |
| * 10-04-03 | GARDNER-WEBB | L | 17-38 |
| 10-11-03 | CHARLESTON (WV) | W | 47-0 |
| 10-25-03 | at Savannah State | W | 29-19 |
| * 11-01-03 | VMI (HC) | L | 10-19 |
| 11-08-03 | at Davidson | W | 52-27 |
| * 11-15-03 | at Liberty | L | 21-38 |
| * 11-22-03 | at Charleston Southern | W | 48-14 |

2004

BIG SOUTH CHAMPIONS
End of Year National Rank: #24/24

| | | | | |
|------------|---------|------|------|---------|
| RECORD: | OVERALL | HOME | AWAY | NEUTRAL |
| ALL GAMES | 10-1 | 7-0 | 3-1 | 0-0 |
| CONFERENCE | 4-0 | 2-0 | 2-0 | 0-0 |

| DATE | OPPONENT | W/L | SCORE |
|------------|---------------------|-----|-------|
| 09-04-04 | at Morehead State | W | 28-7 |
| 09-11-04 | DAVIDSON | W | 31-24 |
| 09-18-04 | at Newberry | L | 7-21 |
| 09-25-04 | NORTH GREENVILLE | W | 58-7 |
| 10-09-04 | CHARLESTON (WV) | W | 48-13 |
| * 10-16-04 | at VMI | W | 21-14 |
| * 10-23-04 | LIBERTY | W | 33-6 |
| * 10-30-04 | at Gardner-Webb | W | 31-19 |
| 11-06-04 | SAVANNAH STATE (HC) | W | 52-14 |
| 11-13-04 | JACKSONVILLE | W | 48-23 |
| * 11-20-04 | CHARLESTON SOUTHERN | W | 56-28 |

2005

BIG SOUTH CHAMPIONS
End of Year National Rank: #23/24

| | | | | |
|------------|---------|------|------|---------|
| RECORD: | OVERALL | HOME | AWAY | NEUTRAL |
| ALL GAMES | 9-2 | 5-0 | 4-2 | 0-0 |
| CONFERENCE | 3-1 | 2-0 | 1-1 | 0-0 |

| DATE | OPPONENT | W/L | SCORE |
|------------|-----------------------------|-----|-------|
| 09-03-05 | at Elon | W | 17-10 |
| 09-10-05 | #1 JAMES MADISON | W | 31-27 |
| 09-17-05 | at Appalachian State | L | 3-30 |
| 09-24-05 | DELAWARE STATE | W | 24-6 |
| 10-01-05 | at #17 South Carolina State | W | 24-23 |
| * 10-15-05 | GARDNER-WEBB | WOT | 34-31 |
| * 10-22-05 | at Liberty | WO3 | 27-21 |
| * 10-29-05 | VMI (HC) | W | 38-14 |
| 11-05-05 | at Savannah State | W | 42-16 |
| 11-12-05 | MANSFIELD | W | 71-8 |
| * 11-19-05 | at Charleston Southern | LO2 | 27-34 |

2006

BIG SOUTH CHAMPIONS
End of Year National Rank: #14/15

| | | | | |
|------------|---------|------|------|---------|
| RECORD: | OVERALL | HOME | AWAY | NEUTRAL |
| ALL GAMES | 9-3 | 5-1 | 4-2 | 0-0 |
| CONFERENCE | 4-0 | 2-0 | 2-0 | 0-0 |

| DATE | OPPONENT | W/L | SCORE |
|------------|-------------------------|-----|-------|
| 09-02-06 | ELON | L | 20-23 |
| 09-09-06 | at Wofford | W | 41-38 |
| 09-16-06 | at #24 Georgia Southern | L | 21-38 |
| 09-23-06 | SOUTH CAROLINA STATE | W | 33-14 |
| 09-30-06 | at Winston-Salem State | W | 31-12 |
| 10-07-06 | #3 FURMAN | W | 29-27 |
| * 10-14-06 | at VMI | W | 31-27 |
| * 10-28-06 | LIBERTY | W | 28-26 |
| 11-04-06 | SAVANNAH STATE (HC) | W | 66-6 |
| * 11-11-06 | at Gardner-Webb | W | 52-24 |
| * 11-18-06 | CHARLESTON SOUTHERN | W | 31-17 |
| ^ 11-25-06 | at #1 Appalachian State | L | 28-45 |

2007

| | | | | |
|------------|---------|------|------|---------|
| RECORD: | OVERALL | HOME | AWAY | NEUTRAL |
| ALL GAMES | 5-6 | 4-2 | 1-4 | 0-0 |
| CONFERENCE | 3-1 | 2-0 | 1-1 | 0-0 |

| DATE | OPPONENT | W/L | SCORE |
|------------|------------------------|-----|-------|
| 09-01-07 | at Delaware State | L | 18-23 |
| 09-08-07 | WINSTON-SALEM STATE | W | 28-21 |
| 09-15-07 | GEORGIA SOUTHERN | L | 34-42 |
| 09-22-07 | at #8 James Madison | L | 10-45 |
| 10-06-07 | at Furman | L | 17-27 |
| 10-13-07 | CHOWAN | W | 51-0 |
| 10-20-07 | PRESBYTERIAN | LOT | 34-41 |
| * 10-27-07 | VMI (HC) | W | 42-35 |
| * 11-03-07 | at Liberty | L | 24-37 |
| * 11-10-07 | GARDNER-WEBB | W | 17-14 |
| * 11-17-07 | at Charleston Southern | W | 41-2 |

2008

| | | | | |
|------------|---------|------|------|---------|
| RECORD: | OVERALL | HOME | AWAY | NEUTRAL |
| ALL GAMES | 6-6 | 3-4 | 3-2 | 0-0 |
| CONFERENCE | 1-4 | 0-3 | 1-1 | 0-0 |

| DATE | OPPONENT | W/L | SCORE |
|------------|-----------------------|-----|-------|
| 08-30-08 | at #22 Penn State | L | 10-66 |
| 09-07-08 | COLGATE (SUN) | L | 19-23 |
| 09-13-08 | at Monmouth | W | 26-7 |
| 09-20-08 | TOWSON | W | 31-3 |
| 09-27-08 | at North Carolina A&T | W | 20-7 |
| * 10-04-08 | #20 LIBERTY | L | 38-43 |
| * 10-11-08 | at VMI | L | 20-47 |
| 10-18-08 | N.C. CENTRAL | W | 35-10 |
| * 10-25-08 | STONY BROOK (HC) | L | 24-28 |
| * 11-08-08 | at Gardner-Webb | W | 23-18 |
| 11-15-08 | at Presbyterian | W | 21-13 |
| * 11-22-08 | CHARLESTON SOUTHERN | L | 0-24 |

2009

| | | | | |
|------------|---------|------|------|---------|
| RECORD: | OVERALL | HOME | AWAY | NEUTRAL |
| ALL GAMES | 5-6 | 5-0 | 0-6 | 0-0 |
| CONFERENCE | 3-3 | 3-0 | 0-3 | 0-0 |

| DATE | OPPONENT | W/L | SCORE |
|------------|------------------------|-----|-------|
| 09-03-09 | at Kent State (THURS) | L | 0-18 |
| 09-12-09 | MONMOUTH | W | 24-17 |
| 09-19-09 | at Towson | L | 17-21 |
| 09-26-09 | NORTH CAROLINA A&T | W | 28-7 |
| * 10-10-09 | VMI | W | 20-6 |
| * 10-17-09 | at Liberty | L | 13-58 |
| * 10-24-09 | at Stony Brook | L | 10-16 |
| 10-31-09 | at Clemson | L | 3-49 |
| * 11-07-09 | GARDNER-WEBB (HC) | W | 26-21 |
| * 11-14-09 | PRESBYTERIAN | W | 41-37 |
| * 11-21-09 | at Charleston Southern | L | 23-30 |

2010

BIG SOUTH CHAMPIONS
End of Year National Rank: #27/27

| | | | | |
|------------|---------|------|------|---------|
| RECORD: | OVERALL | HOME | AWAY | NEUTRAL |
| ALL GAMES | 6-6 | 3-3 | 3-3 | 0-0 |
| CONFERENCE | 5-1 | 2-1 | 3-0 | 0-0 |

| DATE | OPPONENT | W/L | SCORE |
|------------|-------------------------|-----|-------|
| 09-04-10 | at #25 West Virginia | L | 0-31 |
| 09-11-10 | at Towson | LO5 | 45-47 |
| 09-18-10 | GEORGIA SOUTHERN | L | 26-43 |
| 09-25-10 | DELAWARE STATE | W | 34-14 |
| 10-02-10 | at #11 Richmond | L | 19-41 |
| * 10-16-10 | at Presbyterian College | W | 35-7 |
| * 10-23-10 | STONY BROOK (HC) | L | 28-38 |
| * 10-30-10 | at Gardner-Webb | WOT | 30-27 |
| * 11-06-10 | at VMI | W | 31-3 |
| * 11-13-10 | #11 LIBERTY | W | 45-31 |
| * 11-20-10 | CHARLESTON SOUTHERN | W | 70-3 |
| ^ 11-27-10 | #21 WESTERN ILLINOIS | L | 10-17 |

2011

| | | | | |
|------------|---------|------|------|---------|
| RECORD: | OVERALL | HOME | AWAY | NEUTRAL |
| ALL GAMES | 7-4 | 5-1 | 2-3 | 0-0 |
| CONFERENCE | 3-3 | 2-1 | 1-2 | 0-0 |

| DATE | OPPONENT | W/L | SCORE |
|------------|------------------------|-----|-------|
| 09-03-11 | FURMAN | W | 30-23 |
| 09-10-11 | CATAWBA | W | 20-3 |
| 09-17-11 | at Georgia | L | 0-59 |
| 09-24-11 | at North Carolina A&T | W | 31-14 |
| * 10-08-11 | VMI | W | 34-10 |
| * 10-15-11 | at Liberty | L | 27-63 |
| * 10-22-11 | GARDNER-WEBB (HC) | L | 24-26 |
| * 10-29-11 | at Stony Brook | L | 0-42 |
| * 11-05-11 | PRESBYTERIAN | W | 15-8 |
| * 11-12-11 | at Charleston Southern | W | 45-38 |
| 11-19-11 | at Western Carolina | W | 45-21 |



ALL-TIME RESULTS

2012

BIG SOUTH CHAMPIONS
End of Year National Rank: #24/24

RECORD: OVERALL HOME AWAY NEUTRAL
ALL GAMES 8-5 3-2 5-3 0-0
CONFERENCE 5-1 2-1 3-0 0-0

Table with columns: DATE, OPPONENT, W/L, SCORE. Rows include games against North Carolina A&T, Furman, Eastern Kentucky, Toledo, Appalachian State, Stony Brook, VMI, Liberty (HC), Gardner-Webb, Presbyterian, Charleston Southern, Bethune-Cookman, and Old Dominion.

2013

BIG SOUTH CHAMPIONS
End of Year National Rank: #7/7

RECORD: OVERALL HOME AWAY NEUTRAL
ALL GAMES 12-3 7-0 5-3 0-0
CONFERENCE 4-1 3-0 1-1 0-0

Table with columns: DATE, OPPONENT, W/L, SCORE. Rows include games against South Carolina State, Furman, Eastern Kentucky, Hampton, Elon, Gardner-Webb, Liberty, VMI, Charlotte (HC), Charleston Southern, Presbyterian, South Carolina, Bethune-Cookman, and North Dakota State.

2014

BIG SOUTH CHAMPIONS
End of Year National Rank: #5/5

RECORD: OVERALL HOME AWAY NEUTRAL
ALL GAMES 12-2 5-1 7-1 0-0
CONFERENCE 4-1 2-1 2-0 0-0

Table with columns: DATE, OPPONENT, W/L, SCORE. Rows include games against The Citadel, North Carolina A&T, South Carolina State, Florida A&M, Elon, Furman, Presbyterian, Charleston Southern (HC), Gardner-Webb, Charlotte, Monmouth, Liberty, NCAA 1st Round Bye, Richmond, and North Dakota State.

% — As a national seed in 2014, Coastal Carolina received a bye for the first round for the NCAA Division I FCS Championship.

2015

End of Year National Rank: #16/17

RECORD: OVERALL HOME AWAY NEUTRAL
ALL GAMES 9-3 6-1 3-2 0-0
CONFERENCE 4-2 3-0 1-2 0-0

Table with columns: DATE, OPPONENT, W/L, SCORE. Rows include games against Furman, South Carolina State, Bryant, Alabama A&M (HC) #, Presbyterian, Monmouth, Charleston Southern, Gardner-Webb, Kennesaw State, Liberty (THURS), and The Citadel.

- the win over Alabama A&M was the 100th win in the program's history.

2016

CONFERENCE CHAMPION#
End of Year National Rank: #18

#- conference champion and FCS playoff team as determined by the CCU Football Transition Committee.

RECORD: OVERALL HOME AWAY NEUTRAL
ALL GAMES 10-2-0 7-1-0 3-1-0 0-0-0

Table with columns: DATE, OPPONENT, W/L, SCORE. Rows include games against Lamar, Florida A&M, Jacksonville State, Furman, Charleston Sou. (20T), Gardner-Webb, Central Connecticut (HC), Presbyterian, Monmouth, Bryant, Liberty (THURS), and Hampton.

2017

RECORD: OVERALL HOME AWAY NEUTRAL
ALL GAMES 3-9 2-4 1-5 0-0
CONFERENCE 2-6 1-3 1-3 0-0

Table with columns: DATE, OPPONENT, W/L, SCORE. Rows include games against UMass, UAB, Western Illinois, ULM, Georgia State, Arkansas State, Appalachian State, Texas State (HC), Arkansas, Troy, Idaho, and Georgia Southern.

* Conference game
^ NCAA Division I FCS Championship playoffs



CHANTS IN PRO FOOTBALL



CHANTICLEERS IN PRO FOOTBALL



Tyler Thigpen, QB

Drafted in 2007 in the 7th Round (217th pick)
Minnesota Vikings
Minnesota Vikings (2007)*
Kansas City Chiefs (2007-09)
Miami Dolphins (2009-10)
Buffalo Bills (2011-12)
Cleveland Browns (2014)



Quinton Teal, S

Signed in 2007 as a free agent
Carolina Panthers
Carolina Panthers (2007-09)
Seattle Seahawks (2010)*
San Diego Chargers (2010-12)



Jerome Simpson, WR

Drafted in 2008 in the 2nd Round (46th pick)
Cincinnati Bengals
Cincinnati Bengals (2008-11)
Minnesota Vikings (2012-14)
San Francisco 49ers (2015)



Mike Tolbert, RB

Signed in 2008 as a free agent
San Diego Chargers
San Diego Chargers (2008-11)
Carolina Panthers (2012-16)
Buffalo Bills (2017)

3-time Pro Bowl * 2-time All-Pro First Team



Marrio Norman, DB

West Texas Roughnecks (2011)
Georgia Force (2011-12)
Orlando Predators (2012)
Cleveland Gladiators (2013-14)
Baltimore Ravens (2014)*
Saskatchewan Roughriders (2015)
Cleveland Gladiators (2015, 2017)
Shanghai Skywalkers (2018)
Albany Empire (2018)



Maurice Simpkins, LB

Signed in 2010 as a free agent
Green Bay Packers
Rock River Raptors (2007-08)
Green Bay Blizzard (2010)
Green Bay Packers (2010)
St. Louis Rams (2010-11)*
Nebraska Danger (2013)



Josh Norman, CB

Drafted in 2012 in the 5th Round (143rd pick)
Carolina Panthers
Carolina Panthers (2012-15)
Washington Redskins (2016-18)



Jamie Childers, TE

Signed in 2012 as a free agent
St. Louis Rams
Buffalo Bills (2014)*
San Francisco 49ers (2015)*



Lorenzo Taliaferro, RB

Drafted in 2014 in the 4th Round (138th pick)
Baltimore Ravens
Baltimore Ravens (2014-16)
Hamilton Tiger-Cats (2018)



CHANTICLEERS IN PRO FOOTBALL



Matt Hazel, WR

Drafted in 2014 in the 6th Round (190th pick)
Miami Dolphins
Miami Dolphins (2014-15)
Buffalo Bills (2016)*
Washington Redskins (2016-17)*
Indianapolis Colts (2017)
Cleveland Browns (2017)
Indianapolis Colts (2018)



Denzel Rice, CB

Signed in 2015 as a free agent
Philadelphia Eagles
Philadelphia Eagles (2015)
Houston Texans (2016)
Indianapolis Colts (2017)*
Cleveland Browns (2018)



Quinn Backus, LB

Ottawa Redblacks (2015)*



Alex Ross, QB

Signed in 2017 as a free agent
British Columbia Lions
British Columbia Lions (2017)
Winnipeg Blue Bombers (2018)



De'Angelo Henderson, RB

Drafted in 2017 in the 6th Round (203rd pick)
Denver Broncos
Denver Broncos (2017-18)
New York Jets (2018)*



Alex Scearce, LB

Signed in 2017 as a free agent
Chicago Bears
Chicago Bears (2017)*

* offseason and/or practice squad member only



2018 COASTAL CAROLINA CHANTICLEERS



ROW 1 (l-r): Josh Anderson, Jave Brown, Antawn Chandler, T'Qeale Holmes, Cam Jackson, Da'kendall "DK" James, Eriziah "Tank" Walker, Quane' Washington, Sterling Johnson, Jaivon Heiligh, Kilton Anderson, Mallory Claybourne, Larry Collins Jr., Damari Kelly, Malcolm Williams, Tarron Jackson, Matt Beale, Kameron Burton, Shadell Bell, Ryan Lee, Bryce Carpenter, Chandler Kryst, Fred Payton;
 ROW 2 (l-r): Kevin Cristello, Anthony Decker, Ryan Goodman, Shawn Howe, T.J. Hollowell, Curt Baldus, Patrick Covington, Newland Isaac, Willy Korn, Bill Durkin, Marvin Sanders, George Glenn, Joe Moglia, Rick Mueller, Jamey Chadwell, Josh Caraway, Scott Galland, Tyler Chadwick, Chase Gallagher, Adrian Brunori, Brandon Butcher, Cody Laditko, Zach Johnson, Jill Kingston; ROW 3 (l-r): Preston Carey, James Fara, Chance Thrasher, Johnathan Smith, Vic Colbert, Jordan Morris, Anthony Chesley, Torrance Marable, Tyriq Goodman, Ky'Jon Tyler, William Stewart, Fitz Wattley, Greg Latushko, Marcus Outlow, Alex James, Alex Spillum, Derick Bush, Laqavious Paul, Antonio Robinson, Jai Williams, Jacqez Hairston, Jaiden Clayton, Massimo Biscardi; ROW 4 (l-r): Silas Kelly, Baden Pinson, Shakeel Robinson, James Patterson, Bryson Godfrey, Cincir Evans, Teddy Gallagher, Kared Class, Evan Rabon, Brayden Matts, Derambeiz Drinkard, Javontay Robinson, Myles Prosser, Noah Freshley, Vontravious Lee, Tim Marshall, Mike Boyer, Michael Makins, Patrick McSweeney, Jerrod Clark, Myles Olufemi, Connor Kubala, Sheldon Billings, E.J. Porter, Chris Evans, Isaiah Likely, Jamar Darboe; ROW 5 (l-r): Jonathan Elder, James Heft, Jalin Walker, Sam Thompson, C.J. Brewer, Ryan Culbertson, Aykelle Cross, CJ Schrimpf, Jack Flood, Kenneth Sims, Jacob Porter, Michael Peppin, Sean Fitzgerld, Trey Carter, Trevor Goude, Adam Lawhorn, Corbin Small, Octavious Pringle, Tommy Schubert, Owen Okonsky, Antwine Loper, Jordan Donald, Jack Franklin, Ethan Howard, Brock Hoffman, Seth Harrell, Will Webster;
 ROW 6 (l-r): Jeff Pounds, Will Houck, Rachael Alterio, Steven Bedosky, Rob Morrow, Grant Thompson, Steven Peterson, Jeremiah Miller, Tre' High, Michael McFarlane, Conner McCarthy, Rolan Wooden II, Taequan Gilmore, Wallace Cowins, Michael Norman, Jeffrey Gunter, Luis Ferreira, Shaquor Newkirk, Tyquan Ross, Tyrese Johnson-Fisher, Eric Stiemke, Charles Ouverson, Xavier Watson, Jonathan Clayton, Sydney Castagna, Josh Sharp, Sarah Hendrix; ROW 7 (l-r): Tyquez Young, Mark Hatcher, Spencer Matlock, Drew Tate, Gino Gigliotti, Matt Pearce, Kyle Pulek, Louis Francois, Diontre' Walker, Dan Morphis, Matthew Buckner, Chuck Jordan, Larry McElreavy, Ian Booking, Markus Childress, Max Curran, Sean Ference, Ryan Springer, James Morton