



LOUISVILLE

BASEBALL



6 CWS APPEARANCES | 11 CONFERENCE CHAMPIONSHIPS | 45 ALL-AMERICANS | 120 MLB DRAFT PICKS

ACC CHAMPIONSHIP


MAY 19-24, 2026 | TRUIST FIELD (10,200) | CHARLOTTE, NC



LOUISVILLE CARDINALS

30-26 | 13-17 ACC

Head Coach: Dan McDonnell
Record at UofL: 823-385-1 (.681) // 20th year
Career Record: same



TUESDAY - 9:00 PM

UL | LHP Wyatt Danilowicz
2026: 4-2, 5.35 ERA

UP | LHP Antonio Doganiero
2026: 6-4, 3.86 ERA

WEDNESDAY - 9:00 PM

UL | TBA

FRIDAY - 7:00 PM

UL | TBA

SATURDAY - 5:00 PM

UL | TBA

SUNDAY - 12:00 PM

UL | TBA

SERIES HISTORY

Overall Conference Tournament: 55-101

ACC Championship: 7-14

ACC Championship at Charlotte: 1-5

Last Appearance: 0-1 in 2025

L, 11-13 vs. Pitt

LAST FIVE GAMES (0-5)

5/25/22	Louisville 5, Pitt 6	Charlotte
5/26/22	Louisville 4, Georgia Tech 9	Charlotte
5/21/24	Louisville 5, Miami 8	Charlotte
5/24/24	Louisville 7, Clemson 8	Charlotte
5/20/25	Louisville 11, Pitt 13	Durham

THE FIRST PITCH

2026 ACC CHAMPIONSHIP

>> The University of Louisville baseball team starts postseason play at the 2026 ACC Championship in Charlotte, N.C. The single elimination tournament is being played at Truist Field from Tuesday-Saturday. All games will be aired on the ACC Network except for the title game, which will be aired on ESPN2. All Louisville games can be heard on 93.9 The Ville.

LOUISVILLE VS. PITT ON TUESDAY

>> The Cardinals are the No. 11 seed and take on No. 14 seed Pitt on Tuesday at 9 p.m. ET. The two teams met on the final weekend of March, with the Panthers winning two-of-three in Louisville.

PATH TO A CHAMPIONSHIP

>> Should the Cardinals advance past Pitt on Tuesday, they will go up against sixth-seeded Wake Forest at 9 p.m. ET on Wednesday. The winner of that game will advance to take on No. 3 seed Florida State on Friday. The semifinal round is on Saturday with the final Sunday.

LOUISVILLE AT THE ACC CHAMPIONSHIP

>> Louisville is playing in its 10th ACC Championship since joining the league in 2015. The Cardinals are 7-14 all-time with their deepest run coming in 2018 when they finished as the runner-up.

MEDIA INFO

TV / STREAM
ACC Network (Tue-Sat)
ESPN2 (Sun)

RADIO
93.9 The Ville / 970 WGTK

LIVE STATS
GoCards.com



Follow the Cards on social media

@LouisvilleBSB

2026 SCHEDULE

RECORD 30-26

ACC	13-17
NON-CONFERENCE	17-9
HOME	24-10
AWAY	5-14
NEUTRAL	1-2
STREAK	W2

FEBRUARY

FRI 13	MICHIGAN STATE (ACCNX)	L, 3-4
SAT 14	MICHIGAN STATE (ACCNX)	L, 4-13
SUN 15	MICHIGAN STATE (ACCNX)	W, 9-1
TUE 17	XAVIER (ACCNX)	W, 23-11
FRI 20	vs. Nebraska (FloSports)	W, 4-2
SAT 21	vs. Michigan (FloSports)	L, 5-8
SUN 22	vs. #5 Auburn (FloSports)	L, 6-10
WED 25	EASTERN KENTUCKY (ACCNX)	W, 6-5
FRI 27	CENTRAL MICHIGAN (ACCNX)	W, 16-2 (7)
SAT 28	CENTRAL MICHIGAN (ACCNX)	W, 9-8

MARCH

SUN 1	CENTRAL MICHIGAN (ACCNX)	W, 7-5
TUE 3	MOREHEAD STATE (ACCNX)	L, 5-13
FRI 6	SETON HALL (ACCNX)	W, 16-1 (7)
SAT 7	SETON HALL (ACCNX)	W, 13-3 (8)
SUN 8	SETON HALL (ACCNX)	W, 6-2
TUE 10	MARSHALL (ACCNX)	W, 16-5 (7)
WED 11	MARSHALL (ACCNX)	W, 18-8 (7)
FRI 13	NOTRE DAME * (ACCNX)	L, 11-14
SAT 14	NOTRE DAME * (ACC Network)	W, 8-7
SUN 15	NOTRE DAME * (ACCNX)	W, 21-12
WED 18	NORTHERN KENTUCKY (ACCNX)	W, 16-1 (7)
FRI 20	at #9 North Carolina * (ACC Network)	L, 1-11 (8)
SAT 21	at #9 North Carolina * (ACCNX)	W, 2-0
SUN 22	at #9 North Carolina * (ACCNX)	L, 6-7
TUE 24	at Western Kentucky (ESPN+)	L, 5-10
FRI 27	PITT * (ACCNX)	L, 3-4
SAT 28	PITT * (ACCNX)	W, 8-5
SUN 29	PITT * (ACCNX)	L, 7-13
TUE 31	at Eastern Kentucky	W, 17-7 (7)

APRIL


THU 2	at Duke * (ACC Network)	L, 3-6
FRI 3	at Duke * (ACC Network)	L, 8-10
SAT 4	at Duke * (ACCNX)	W, 9-4
TUE 7	at Kentucky (SEC Network)	L, 2-4
FRI 10	STANFORD * (ACCNX)	W, 12-10 (7)
SAT 11	STANFORD * (ACCNX)	W, 10-12 (7)
SUN 12	STANFORD * (ACC Network)	L, 4-6
TUE 14	WESTERN KENTUCKY (ACCNX)	W, 7-3
FRI 17	at Cal * (ACCNX)	L, 5-8
SAT 18	at Cal * (ACCNX)	L, 5-6
SUN 19	at Cal * (ACCNX)	W, 8-5
TUE 21	KENTUCKY (ACC Network)	W, 14-10
FRI 24	CLEMSON * (ACCNX)	W, 13-10
SAT 25	CLEMSON * (ACC Network)	W, 11-6
SUN 26	CLEMSON * (ACC Network)	W, 7-5 (10)
TUE 28	INDIANA (ACCNX)	L, 6-10
THU 30	at Wake Forest * (ACC Network)	L, 8-9 (10)

MAY

FRI 1	at Wake Forest * (ACCNX)	L, 5-6
SAT 2	at Wake Forest * (ACCNX)	L, 5-7
TUE 5	at Vanderbilt (ESPN2)	L, 6-12
THU 7	at Miami * (ACCNX)	L, 8-13
FRI 8	at Miami * (ACCNX)	W, 16-9 (11)
SAT 9	at Miami * (ACCNX)	L, 8-10
TUE 12	BELLARMINE (ACCNX)	W, 14-7
THU 14	VIRGINIA * (ACCNX)	L, 3-8
FRI 15	VIRGINIA * (ACCNX)	W, 12-2 (8)
SAT 16	VIRGINIA * (ACCNX)	W, 10-5
TUE 19	vs. Pitt \$ (ACC Network)	9:00 pm
WED 20	vs. Wake Forest \$ (ACC Network)	9:00 pm
FRI 22	vs. Florida State \$ (ACC Network)	7:00 pm
SAT 23	vs. TBA \$ (ACC Network)	5:00 pm
SUN 24	vs. TBA \$ (ESPN2)	12:00 pm

May 29-June 1 NCAA Regional (Campus Sites)
June 5-8 NCAA Super Regional (Campus Sites)
June 12-21/22 NCAA College World Series (Omaha, Neb.)

All Times Eastern
HOME GAMES IN CAPS
* = Atlantic Coast Conference Game
^ = Arlington, Texas (Globe Life Field)
\$ = ACC Championship (Charlotte, NC)



2026 ACC BASEBALL CHAMPIONSHIP

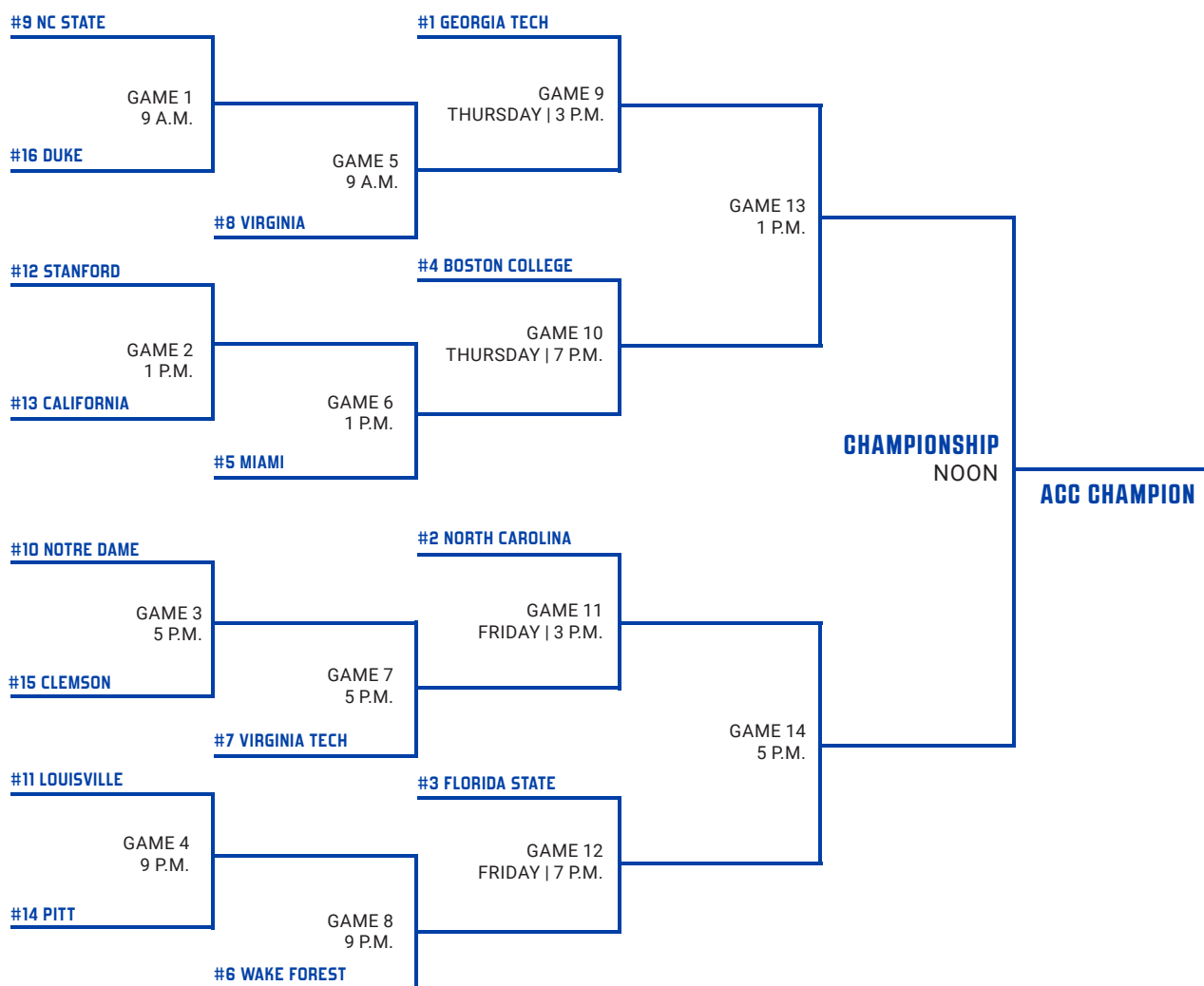
FIRST ROUND
TUESDAY, MAY 19

SECOND ROUND
WEDNESDAY, MAY 20

QUARTERFINALS
THURSDAY, MAY 21
FRIDAY, MAY 22

SEMIFINALS
SATURDAY, MAY 23

CHAMPIONSHIP
SUNDAY, MAY 24



All times listed in Eastern Time
All ACC Baseball Championship games also will be available via the ESPN app.
The designated home team will be the higher/better seed for all games.

CHARLOTTE, NC | MAY 19-24, 2026 | @ACCBASEBALL | THEACC.COM

LOUISVILLE CONFERENCE TOURNAMENT HISTORY

MISSOURI VALLEY

1963 (0-2)
at St. Louis, Missouri
Tulsa 16, Louisville 4
Bradley 6, Louisville 4

1964 (1-1)
at Louisville, Kentucky
Louisville 8, Drake 7
#Saint Louis 6, Louisville 5
(single elimination)

1965-67
at St. Louis, Missouri
(did not qualify)

1968
at Peoria, Illinois
(did not qualify)

1969
at Tulsa, Oklahoma
(did not qualify)

1970
at Cincinnati, Ohio
(did not qualify)

1971 (1-2)
at Tulsa, Oklahoma
Louisville 5, Saint Louis 1
Bradley 10, Louisville 4
Saint Louis 5, Louisville 2

1972 (0-2)
at Tulsa, Oklahoma
Tulsa 11, Louisville 1
New Mexico St. 1, Louisville 0

1973 (1-2)
at Memphis, Tennessee
Louisville 7, New Mexico St. 1
Tulsa 14, Louisville 4
Memphis State 8, Louisville 7

1974 (1-2)
at Tulsa, Oklahoma
Drake 3, Louisville 2
Louisville 7, Saint Louis 5
Bradley 9, Louisville 6

1975 (2-2)
at Tulsa, Oklahoma
Louisville 6, New Mexico St. 0
So. Illinois 7, Louisville 5
Louisville 8, New Mexico St. 7
So. Illinois 21, Louisville 1

1976 (0-2)
at St. Louis, Missouri
Tulane 16, Louisville 4
Bradley 6, Louisville 4

METRO

1976 (1-1)
at Memphis, Tennessee
Louisville 6, Ga. Tech 3
Tulane 6, Louisville 2
(single elimination)

1977 (1-2)
at Memphis, Tennessee
Florida St. 5, Louisville 2
Louisville 15, Ga. Tech 3
Tulane 9, Louisville 2

1978 (2-2)
at Tallahassee, Florida
Louisville 10, St. Louis 4
Louisville 4, Florida St. 3
Memphis 9, Louisville 7
Florida St. 7, Louisville 5

1979 (0-2)
at Tallahassee, Florida
Tulane 11, Louisville 4
St. Louis 11, Louisville 10

1980 (1-2)
at Tallahassee, Florida
Tulane 11, Louisville 9
Louisville 9, St. Louis 3
Florida St. 13, Louisville 1

1981 (0-2)
at Tallahassee, Florida
Tulane 5, Louisville 1
Memphis 15, Louisville 3

1982 (0-2)
at Tallahassee, Florida
Tulane 10, Louisville 7
Florida St. 12, Louisville 1

1983 (2-2)
at Tallahassee, Florida
Memphis 13, Louisville 2
Louisville 9, Cincinnati 1
Louisville 8, Memphis 5
Tulane 15, Louisville 1

1984 (0-2)
at Tallahassee, Florida
Cincinnati 7, Louisville 4
Va. Tech 11, Louisville 7

1985 (0-2)
at Tallahassee, Florida
Florida St. 11, Louisville 3
Tulane 11, Louisville 6

1986 (0-2)
at Tallahassee, Florida
Memphis 19, Louisville 3
So. Miss 14, Louisville 5

1987 (0-2)
at Columbia, South Carolina
Florida St. 9, Louisville 2
Cincinnati 8, Louisville 6

1988 (0-2)
at Tallahassee, Florida
Florida St. 18, Louisville 4
Cincinnati 11, Louisville 9

1989 (0-2)
at Columbia, South Carolina
So. Miss 13, Louisville 3
Cincinnati 11, Louisville 6 (11)

1990 (0-2)
at Hattiesburg, Mississippi
So. Miss 5, Louisville 1
So. Carolina 3, Louisville 2

1991 (1-2)
at Salem, Virginia
So. Miss 19, Louisville 5
Louisville 2, Tulane 0
So. Carolina 7, Louisville 5

1992 (3-2)
at New Orleans, Louisiana
Louisville 3, So. Florida 2
Louisville 10, Va. Tech 5
Tulane 8, Louisville 7
Louisville 8, So. Miss 7 (10)
#Tulane 5, Louisville 4

1993 (1-2)
at Richmond, Virginia
Louisville 7, So. Miss 3 (10)
VCU 7, Louisville 2
So. Miss 12, Louisville 5

1994 (0-2)
at Louisville, Kentucky
So. Miss 10, Louisville 9
VCU 6, Louisville 5

1995 (1-2)
at Charlotte, North Carolina
So. Fla. 6, Louisville 1
Louisville 5, VCU 3
So. Miss 10, Louisville 0

CONFERENCE USA

1996 (2-2)
at Hattiesburg, Mississippi
Louisville 4, Cincinnati 2
Louisville 13, USF 9
UNCC 23, Louisville 3
USF 14, Louisville 11

1997 (0-1)
at New Orleans, Louisiana
Cincinnati 8, Louisville 5

1998 (2-2)
at New Orleans, Louisiana
Louisville 9, UAB 8
Tulane 13, Louisville 2
Louisville 11, UAB 6
Tulane 6, Louisville 2

1999 (1-2)
at Millington, Tennessee
So. Miss 10, Louisville 5
Louisville 10, Cincinnati 9
So. Miss 5, Louisville 2

2000 (0-2)
at St. Petersburg, Florida
Houston 4, Louisville 3
USF 10, Louisville 6

2001 (1-2)
at New Orleans, Louisiana
USF 10, Louisville 5
Louisville 6, Houston 5
USF 7, Louisville 3

2002 (0-2)
at Kinston, North Carolina
USF 10, Louisville 0
TCU 8, Louisville 1

2003 (2-2)
at New Orleans, Louisiana
Louisville 5, TCU 1
Tulane 3, Louisville 1
Louisville 11, South Florida 4
Tulane 5, Louisville 3

2004 (0-2)
at Houston, Texas
ECU 13, Louisville 2
TCU 4, Louisville 3

2005 (0-2)
at Hattiesburg, Mississippi
TCU 4, Louisville 2
USF 11, Louisville 1

BIG EAST

2006 (3-1)
at Clearwater, Florida
Louisville 9, Rutgers 8
Louisville 12, UConn 10
Louisville 13, Rutgers 3
#Notre Dame 7, Louisville 0

2007 (2-2)
at Brooklyn, New York
Louisville 3, Villanova 3
Louisville 8, Rutgers 1
Rutgers 12, Louisville 10
Rutgers 3, Louisville 1

2008 (4-0)
at Clearwater, Florida
Louisville 12, Seton Hall 3
Louisville 14, Villanova 3
Louisville 13, Villanova 6
#Louisville 6, Cincinnati 3

2009 (4-1)
at Clearwater, Florida
Louisville 12, Cincinnati 2
Louisville 12, Notre Dame 2
Notre Dame 6, Louisville 5
Louisville 7, Notre Dame 6
#Louisville 11, Connecticut 3

2010 (2-2)

at Clearwater, Florida
Louisville 11, West Virginia 4
St. John's 6, Louisville 5
Louisville 9, USF 7
St. John's 5, Louisville 3

2011 (3-2)
at Clearwater, Florida
Pittsburgh 7, Louisville 2
Louisville 5, Cincinnati 3
Louisville 12, Pittsburgh 2
Louisville 7, St. John's 5
St. John's 5, Louisville 1

2012 (1-2)
at Clearwater, Florida
Louisville 8, Pittsburgh 4
UConn 4, Louisville 1
USF 6, Louisville 2

2013 (0-2)
at Clearwater, Florida
UConn 3, Louisville 2
Rutgers 9, Louisville 1

AMERICAN

2014 (2-2)
at Clearwater, Florida
Louisville 13, Memphis 3
USF 2, Louisville 1
Louisville 9, Rutgers 3
#Houston 10, Louisville 4

ATLANTIC COAST
2015 (1-2)
at Durham, North Carolina
Louisville 7, North Carolina 4
Clemson 7, Louisville 2
Florida State 6, Louisville 0

2016 (1-2)
at Durham, North Carolina
Louisville 9, Wake Forest 5
Clemson 5, Louisville 3
Virginia 7, Louisville 2

2017 (1-1)
at Louisville, Kentucky
Louisville 10, Notre Dame 3
Florida State 6, Louisville 2

2018 (3-1)
at Durham, North Carolina
Louisville 10, Wake Forest 2
Louisville 9, Duke 2
Louisville 5, Pittsburgh 2
#Florida State 11, Louisville 8 (10)

2019 (0-2)
at Durham, North Carolina
Boston College 5, Louisville 1
Clemson 7, Louisville 1

2021 (1-1)
at Charlotte, North Carolina
Louisville 15, Clemson 10
Georgia Tech 9, Louisville 8
(12)

2022 (0-2)
at Charlotte, North Carolina
Pitt 6, Louisville 5
Georgia Tech 9, Louisville 4

2024 (0-2)
at Charlotte, North Carolina
Miami 8, Louisville 5
Clemson 8, Louisville 7

2025 (0-1)
at Durham, North Carolina
Pitt 13, Louisville 11

= Championship Game

CONFERENCE TOURNAMENT RECORDS

By Opponent

Boston College.....	0-1
Bradley	0-4
Charlotte.....	0-1
Cincinnati.....	6-5
Clemson.....	1-4
Connecticut	2-2
Drake	1-1
Duke	1-0
East Carolina.....	0-1
Florida State	1-10
Georgia Tech.....	2-2
Houston	1-2
Memphis	2-5
Miami	0-1
New Mexico State.....	3-1
North Carolina	1-0
Notre Dame.....	3-2
Pitt	3-3
Rutgers	4-3
Saint Louis	4-3
Seton Hall	1-0
South Carolina	0-2
South Florida	4-9
Southern Illinois	0-2
Southern Miss	2-9
St. John's.....	1-3
TCU	1-3
Tulane	1-15
Tulsa	0-3
UAB.....	2-0
VCU.....	1-2
Villanova.....	3-0
Virginia	0-1
Virginia Tech	1-1
Wake Forest.....	2-0
West Virginia	1-0
By Conference	
ACC.....	7-14
American	2-2
Big East	19-12
Conference USA.....	8-19
Metro	13-39
Missouri Valley	6-15

QUICK FACTS

UNIVERSITY

Location: Louisville, Ky.
Founded: 1798
Enrollment: 25,000
Nickname: Cardinals
Colors: Red & Black
Conference: Atlantic Coast Conference
Affiliation: NCAA Division I
President: Dr. Gerry Bradley
Director of Athletics: Josh Heird
Faculty Representative: Krista Wallace-Boaz

PROGRAM HISTORY

First Year: 1909
All-Time Record: 2,145-1,652-11, 108 Seasons
College World Series Appearances: 6
 (2007, 2013, 2014, 2017, 2019, 2025)
College World Series Record: 6-12
NCAA Tournament Appearances: 15
 (2002, 2007, 2008, 2009, 2010, 2012, 2013, 2014, 2015, 2016, 2017, 2018, 2019, 2022, 2025)
NCAA Tournament Record (Includes CWS Games): 58-36
Conference Regular Season Titles: 12
 (1983, 1984, 2009, 2010, 2012, 2013, 2014, 2015, 2016, 2017, 2019, 2022)
Conference Tournament Titles: 2
 (2008, 2009)

BASEBALL SUPPORT STAFF

Athletic Trainer: Josh Gruber
Strength & Conditioning Coach: Nieko Torres
Academic Counselor: Rachel Overton
Equipment Manager: Reese Sturgeon

TEAM FACTS

2025 Record: 42-24, 15-15 ACC
Letterwinners Returning/Lost: 22/16
Position Starters (including DH) Returning/Lost: 4/5
Pitchers Returning/Lost: 16/6

JIM PATTERSON STADIUM

Home Field: Jim Patterson Stadium (4,000)
Dimensions: LF-330', LC-375', CF-402', RC-377', RF-330'
Surface: FieldTurf (resurfaced prior to 2014)
Press Box Phone: (502) 852-3700

MEDIA RELATIONS

STEPHEN WILLIAMS

Assistant Director of Media Relations
Office: 502.852.4857
Cell: 502.544.0282
Email: stephen@gocards.com

MAILING ADDRESS

Media Relations Office
 Student Activities Center
 2100 S. Floyd St.
 University of Louisville
 Louisville, KY 40292

2026 LOUISVILLE NUMERICAL ROSTER

NO	Name	POS	B/T	HT	WT	CL	Hometown (High School/Previous School)
0	Alex Alicea	INF	S/R	5-8	155	JR	Milwaukee, Wis. (St. Thomas More HS)
1	AJ Martin	INF	R/R	5-10	175	SR	Olney, Md. (St. John's College HS/Charleston Southern)
2	Kade Elam	INF	R/R	6-2	215	FR	Barbourville, Ky. (Corbin HS)
4	Jax Hisle	INF	S/R	6-3	215	JR	Mequon, Wis. (Homestead HS/Parkland College)
5	Jake Bean	RHP	R/R	6-3	190	JR	Middlefield, Ohio (Cardinal HS/Kent State)
6	Griffin Crain	OF	L/L	5-10	170	SO	Cranston, R.I. (Bishop Hendricken HS)
7	Brandon Shannon	RHP	R/R	6-4	185	FR	McHenry, Ill. (McHenry HS)
8	Jake Schweitzer	RHP	R/R	6-0	200	SO	Louisville, Ky. (Trinity HS)
9	Jack Brown	RHP	R/R	6-1	205	SO	Fishers, Ind. (Fishers HS)
10	Eli Hoyt	RHP	R/R	6-0	195	SR	Waukesha, Wis. (Waukesha South HS/Madison College)
11	Ty Starke	LHP	L/L	6-6	170	JR	Louisville, Ky. (Saint Xavier HS)
13	Tague Davis	LHP/1B	L/L	6-4	220	SO	West Chester, Pa. (Malvern Preparatory School)
14	George Baker	C	L/R	6-1	205	JR	Waldorf, Md. (Pro5 Baseball Academy)
15	Colton Hartman	LHP	L/L	6-3	215	JR	Lebanon, Ohio (Lebanon HS)
16	Kaden Schoenly	LHP/1B	L/L	6-4	215	FR	Enola, Pa. (Cumberland Valley HS)
17	Collin Mowry	C	R/R	6-0	210	SO	Mokena, Ill. (Lincoln-Way Central HS)
18	Chase Porter	OF	S/R	5-10	180	FR	Kearney, Mo. (Kearney HS)
19	TJ Schlageter	LHP	L/L	6-2	215	JR	Romeoville, Ill. (Joliet Catholic Academy)
20	Joe Olson	LHP	L/L	6-1	235	FR	Chicago, Ill. (St. Laurence HS)
22	Anthony Karbowski	LHP	R/L	6-3	215	FR	Gilberts, Ill. (Hampshire HS)
24	Wyatt Danilowicz	LHP	R/L	6-1	210	SR	Traverse City, Mich. (Traverse City West HS)
25	Bryce Koch	RHP	R/R	6-5	215	SO	Barrington, Ill. (Barrington HS/Cincinnati)
26	Jimmy Nugent	C	R/R	6-2	210	JR	Cincinnati, Ohio (Badin HS/Lincoln Trail College)
27	Bayram Hot	INF	R/R	6-2	210	SR	Queens, N.Y. (Archbishop Molloy HS/Marist)
28	Parker Detmers	RHP	R/R	6-4	250	JR	Chatham, Ill. (Glenwood HS)
29	Peter Michael	RHP	R/R	6-3	215	SR	West Hills, Calif. (Chaminade College Prep/Northwestern)
30	Zach Davis	INF	R/R	5-10	170	FR	Bowling Green, Ky. (Greenwood HS)
32	Zion Rose	OF	R/R	6-1	200	JR	Chicago, Ill. (IMG Academy)
34	Zane Stahl	RHP	R/R	6-7	225	FR	Spring Lake, Mich. (P27 Academy)
35	Kyle Campbell	OF	R/R	6-4	185	SO	Louisville, Ky. (Trinity HS)
36	Tanner Thomas	RHP	R/R	6-0	195	FR	Arcola, Ill. (Arcola HS)
39	Brandin Crawford	RHP	R/R	6-3	240	SO	Manchester, Ky. (Clay County HS)
40	Jake Gregor	RHP	R/R	6-5	235	SO	Louisville, Ky. (IMG Academy)
41	Ben Slanker	OF	L/R	6-0	205	JR	Canfield, Ohio (Canfield HS/Ohio)
43	Drew Freeman	C	R/R	6-0	185	FR	Parkland, Fla. (Stoneman Douglas HS)
44	Kian Vorster	RHP	R/R	5-11	200	SO	Louisville, Ky. (South Oldham HS)
45	Casen Murphy	LHP	L/L	5-10	195	SO	Park Hills, Mo. (Park Hills Central HS)
46	Collin Osenbaugh	RHP/INF	L/R	6-0	190	FR	Middletown, Ind. (Shenandoah HS)
47	Aaron England	LHP	L/L	6-2	220	SO	Cincinnati, Ohio (Fairfield HS)
48	Nicholas Ballard	LHP	L/L	6-0	200	FR	Louisville, Ky. (Manual HS)
51	Ethan Eberle	LHP	L/L	6-5	220	SO	Bloomington, Ill. (Normal Community HS)
52	Coen Evrard	LHP	L/L	6-2	195	SO	Georgetown, Ind. (Floyd Central HS)
53	Lucas Moore	OF	L/R	6-0	185	JR	Cincinnati, Ohio (Badin HS)

COACHING STAFF

- 3 Dan McDonnell – Head Coach (20th season)
- 23 Roger Williams – Associate Head Coach/Pitching (20th)
- 21 Eric Snider – Assistant Coach/Recruiting Coord. (12th)
- 37 Adam Vrable – Assistant Coach (12th)
- 12 Brian Mundorf – Director of Operations (31st)

PRONUNCIATION GUIDE

Alex Alicea	ALL-ee-SAY-uh	Jimmy Nugent	NEW-jent
Tague Davis	TAYG	Collin Osenbaugh	OH-zin-baw
Wyatt Danilowicz	DANIEL-lev-itch	Zion Rose	ZY-on
Ethan Eberle	EE-ber-lee	TJ Schlageter	SCHLAH-guh-ter
Kade Elam	EE-lum	Kaden Schoenly	KADE-in SHANE-lee
Coen Evrard	CO-in	Jake Schweitzer	SCHWHITE-zer
Jax Hisle	HIGH-sull	Ben Slanker	SLANE-ker
Bayram Hot	BY-rum	Zane Stahl	STALL
Bryce Koch	COOK	Ty Starke	STARK
Collin Mowry	HOW-ree	Kian Vorster	KEE-in VORE-ster
Casen Murphy	CASE-in		

ROSTER BREAKDOWN

Illinois (10)

Parker Detmers - Chatham
 Ethan Eberle - Bloomington
 Anthony Karbowski - Gilberts
 Bryce Koch - Barrington
 Collin Mowry - Mokena
 Joe Olson - Chicago
 Zion Rose - Chicago
 TJ Schlageter - Romeoville
 Brandon Shannon - McHenry
 Tanner Thomas - Arcola

Kentucky (9)

Nicholas Ballard - Louisville
 Kyle Campbell - Louisville
 Brandin Crawford - Manchester
 Zach Davis - Bowling Green
 Kade Elam - Barbourville
 Jake Gregor - Louisville
 Jake Schweitzer - Louisville
 Ty Starke - Louisville
 Kian Vorster - Louisville

Ohio (6)

Jake Bean - Middlefield
 Aaron England - Cincinnati
 Colton Hartman - Lebanon
 Lucas Moore - Cincinnati
 Jimmy Nugent - Cincinnati
 Ben Slanker - Canfield

Wisconsin (3)

Alex Alicea - Milwaukee
 Jax Hisle - Mequon
 Eli Hoyt - Waukesha

Indiana (3)

Jack Brown - Fishers
 Coen Evrard - Georgetown
 Collin Osenbaugh - Middletown

Maryland (2)

George Baker - Waldorf
 AJ Martin - Olney

Michigan (2)

Wyatt Danilowicz - Traverse City
 Zane Stahl - Spring Lake

Missouri (2)

Casen Murphy - Park Hills
 Chase Porter - Kearney

Pennsylvania (2)

Tague Davis - West Chester
 Kaden Schoenly - Enola

California (1)

Peter Michael - West Hills

Florida (1)

Drew Freeman - Parkland

New York (1)

Bayram Hot - Queens

Rhode Island (1)

Griffin Crain - Cranston

Seniors (5)

Wyatt Danilowicz
 Bayram Hot
 Eli Hoyt
 AJ Martin
 Peter Michael

Juniors (12)

Alex Alicea
 George Baker
 Jake Bean
 Parker Detmers
 Colton Hartman
 Jax Hisle
 Lucas Moore
 Jimmy Nugent
 TJ Schlageter
 Ben Slanker
 Ty Starke

Sophomores (14)

Jack Brown
 Kyle Campbell
 Griffin Crain
 Brandin Crawford
 Tague Davis
 Ethan Eberle
 Aaron England
 Coen Evrard
 Jake Gregor
 Bryce Koch
 Collin Mowry
 Casen Murphy

Jake Schweitzer
 Kian Vorster

Freshmen (12)

Nicholas Ballard
 Zach Davis
 Kade Elam
 Drew Freeman
 Anthony Karbowski
 Joe Olson
 Collin Osenbaugh
 Chase Porter
 Kaden Schoenly
 Brandon Shannon
 Zane Stahl
 Tanner Thomas

DAN McDONNELL



20TH SEASON

Overall Record

- » 823-385-1 (.681 winning percentage)
- » Enters 2026 ranked 2nd nationally among active coaches in winning percentage (min. 5 years)

Coaching Experience

- » Louisville | Head Coach, 2007-present
- » Mississippi | Assistant Coach, 2001-06
- » The Citadel | Assistant Coach, 1993-2000

Education

- The Citadel
- » B.S. | Mathematics ('92)
- » M.S. | Business Administration ('95)

Coaching Honors

- » Two-time National Coach of the Year (2017 Baseball America, 2007 Rivals)
- » Three-Time ACC Coach of the Year (2015, 2016, 2017)

Team Accomplishments

- » UofL ranks 4th nationally in wins (793) from 2007-25
- » Six College World Series appearances (2007, 2013, 2014, 2017, 2019, 2025)
- » 14 NCAA Regional appearances
- » 10 NCAA Super Regional appearances
- » 10 regular season conference championships (2009, 2010, 2012, 2013, 2014, 2015, 2016, 2017, 2019, 2022)

Player Honors

- » 2017 National Player of the Year (Brendan McKay)
- » 42 All-Americans
- » 118 All-Conference selections
- » 7 Conference Pitchers of the Year
- » 4 Conference Players of the Year
- » 1 Conference Freshman of the Year
- » 111 MLB Draft Picks

YEAR-BY-YEAR AT LOUISVILLE

	Overall	Conference	NCAA Finish
2007	47-24	19-8 (3rd)	CWS - 5th/6th
2008	41-21	16-11 (4th)	Regional
2009	47-18	19-7 (1st)	Super Regional
2010	50-14	21-6 (1st)	Regional Final
2011	32-29	14-13 (t-4th)	--
2012	41-22	18-9 (t-1st)	Regional Final
2013	51-14	20-4 (1st)	CWS - 7th/8th
2014	50-17	19-5 (1st)	CWS - 7th/8th
2015	47-18	25-5 (1st-Atlantic)	Super Regional
2016	50-14	22-8 (1st-Atlantic)	Super Regional
2017	53-12	23-6 (1st-Atlantic)	CWS - 5th/6th
2018	45-19	18-12 (3rd-Atlantic)	Regional Final
2019	51-18	21-9 (1st-Atlantic)	CWS - 3rd/4th
2020	13-4	2-1	-- (COVID-19)
2021	28-22	16-16 (4th-Atlantic)	ACC Pool Play
2022	42-21-1	18-11-1 (1st-Atlantic)	Super Regional
2023	31-24	10-20 (6th-Atlantic)	--
2024	32-24	16-14 (4th-Atlantic)	--
2025	42-24	15-15 (10th)	CWS - 3rd/4th
2026	30-26	13-17 (T-10th)	--
Total	823-385-1	343-194-1	

DAN McDONNELL VS. OPPONENTS

OPPONENT	W-L	H	A	N
Akron	6-0	6-0	0-0	0-0
Alabama	3-1	3-0	0-1	0-0
Alabama A&M	3-0	3-0	0-0	0-0
Alabama State	2-0	0-0	0-0	2-0
Arizona	2-2	0-0	0-2	2-0
Arkansas State	1-2	0-0	0-0	1-2
Auburn	1-1	0-0	0-0	1-1
Ball State	9-1	8-1	0-0	1-0
Bellarmine	8-1	7-1	1-0	0-0
Bethune-Cookman	3-0	3-0	0-0	0-0
Boston College	26-5	17-1	9-3	0-1
Bowling Green	9-1	9-1	0-0	0-0
Brown	3-0	3-0	0-0	0-0
Bucknell	3-0	3-0	0-0	0-0
Butler	5-0	5-0	0-0	0-0
Cal	4-3	3-1	1-2	0-0
Cal State Fullerton	1-5	1-2	0-2	0-1
Central Michigan	3-0	3-0	0-0	0-0
Charlotte	1-0	0-0	0-0	1-0
Chicago State	2-0	2-0	0-0	0-0
Cincinnati	27-7	12-1	12-6	3-0
Clemson	19-19	11-4	7-11	1-4
Cleveland State	2-1	2-1	0-0	0-0
Coastal Carolina	0-1	0-0	0-0	0-1
Connecticut	17-12	9-3	6-3	2-6
Dartmouth	2-1	2-1	0-0	0-0
Dayton	3-0	3-0	0-0	0-0
Delaware	1-0	0-0	0-0	1-0
Duke	11-8	4-2	6-6	1-0
East Carolina	2-1	2-0	0-0	0-1
Eastern Illinois	2-1	2-1	0-0	0-0
Eastern Kentucky	25-2	19-0	6-2	0-0
Eastern Michigan	3-2	3-2	0-0	0-0
Elon	3-0	3-0	0-0	0-0
ETSU	0-0	0-0	0-0	1-0
Evansville	3-2	2-1	1-1	0-0
Florida	0-4	0-0	0-3	0-1
Florida International	1-0	1-0	0-0	0-0
Florida State	12-20	9-8	3-9	0-3
Fort Wayne	1-0	1-0	0-0	0-0
George Mason	1-0	0-0	0-0	1-0
Georgetown	15-3	8-1	7-2	0-0
Georgia	0-1	0-0	0-1	0-0
Georgia Tech	11-10	6-3	5-4	0-3
Houston	3-1	0-0	3-0	0-1
Illinois	1-0	0-0	0-0	1-0
Illinois State	4-2	4-2	0-0	0-0
Indiana	17-13	9-7	8-4	0-2
Indiana State	3-2	3-1	0-0	0-1
Iowa	2-1	2-1	0-0	0-0
James Madison	3-0	3-0	0-0	0-0
Kansas	1-0	1-0	0-0	0-0
Kennesaw State	2-0	2-0	0-0	0-0
Kent State	11-3	9-3	0-0	2-0
Kentucky	23-15	15-6	8-9	0-0
Le Moyne	3-0	3-0	0-0	0-0
Lipscomb	3-2	3-2	0-0	0-0
Longwood	1-0	1-0	0-0	0-0
Marshall	4-0	4-0	0-0	0-0
Maryland	1-0	0-0	0-0	1-0
Memphis	3-1	2-1	0-0	1-0
Miami	14-14	8-8	4-5	2-1
Miami (OH)	6-1	6-1	0-0	0-0
Michigan	9-3	6-2	0-0	3-1
Michigan State	3-2	1-2	0-0	2-0
Middle Tennessee	1-0	1-0	0-0	0-0
Milwaukee	2-0	2-0	0-0	0-0
Minnesota	2-1	0-0	0-0	2-1
Mississippi	8-7	4-2	4-5	0-0
Mississippi State	2-0	0-0	0-0	2-0
Missouri	3-1	0-0	2-1	1-0
Morehead State	18-2	18-2	0-0	0-0
Murray State	2-0	2-0	0-0	0-0
Nebraska	1-0	0-0	0-0	1-0
New Mexico State	1-0	0-0	0-0	1-0
North Carolina	10-13	6-3	3-9	1-1
North Carolina A&T	1-0	0-0	0-0	1-0
North Carolina State	22-9	9-3	12-6	1-0
Northern Kentucky	8-0	8-0	0-0	0-0
Northwestern	2-1	2-1	0-0	0-0
Northwestern State	1-0	0-0	0-0	1-0
Notre Dame	41-10	23-4	15-5	3-1
Oakland	4-0	4-0	0-0	0-0
Ohio State	10-1	5-0	4-1	1-0
Oklahoma	1-0	1-0	0-0	0-0
Oklahoma State	3-2	3-1	0-0	0-1
Omaha	3-0	3-0	0-0	0-0
Oral Roberts	1-0	0-0	0-0	1-0
Oregon	1-0	1-0	0-0	0-0
Oregon State	1-2	0-0	0-0	1-2
Pepperdine	5-1	2-1	3-0	0-0
Pitt	22-14	11-4	8-7	3-3
Princeton	3-0	3-0	0-0	0-0
Purdue	7-2	4-1	2-1	1-0
Radford	1-0	1-0	0-0	0-0
Rice	0-1	0-0	0-0	0-1
Richmond	1-0	0-0	0-0	1-0
Rutgers	15-8	8-4	5-1	2-3
Saint Louis	1-0	1-0	0-0	0-0
Samford	3-0	3-0	0-0	0-0
Seton Hall	11-8	6-3	4-5	1-0
SEMO	1-0	1-0	0-0	0-0
SIU Edwardsville	3-0	3-0	0-0	0-0
Southern Illinois	0-1	0-0	0-0	0-1
Southern Miss	0-1	0-0	0-1	0-0
St. Bonaventure	3-1	3-1	0-0	0-0
St. John's	15-16	10-5	4-8	1-3
Stanford	1-2	1-2	0-0	0-0
Stetson	1-2	0-0	1-2	0-0
TCU	2-1	1-0	0-0	1-1
Temple	2-1	0-0	2-1	0-0
Tennessee	1-1	0-1	1-0	0-0
Texas	1-1	0-0	0-0	1-1

Texas A&M	2-2	0-0	0-2	2-0
Texas Tech	1-3	1-1	0-2	0-0
The Citadel	1-2	0-0	1-2	0-0
Toledo	6-2	6-2	0-0	0-0
UCF	1-2	0-0	1-2	0-0
UC Santa Barbara	0-2	0-0	0-2	0-0
UIC	4-0	4-0	0-0	0-0
USC	2-2	2-0	0-2	0-0
USC Upstate	1-0	1-0	0-0	0-0
USF	17-7	7-2	7-3	3-2
Valparaiso	3-0	3-0	0-0	0-0
Vanderbilt	11-17	5-9	7-5	0-3
Villanova	17-3	7-2	7-1	3-0
Virginia	16-15	8-7	8-7	0-1
Virginia Tech	9-6	4-2	5-4	0-0
Wake Forest	22-15-1	12-6	8-9-1	2-0
West Virginia	13-4	5-1	6-3	2-0
Western Carolina	3-0	3-0	0-0	0-0
Western Illinois	4-1	4-1	0-0	0-0
Western Kentucky	25-7	18-1	7-6	0-0
Western Michigan	10-1	10-1	0-0	0-0
Wright State	5-1	4-1	0-0	1-0
Xavier	21-6	21-6	0-0	0-0
Youngstown State	6-0	6-0	0-0	0-0
Total	823-385-1	538-151	214-179-1	71-55

WINNINGEST ACTIVE D-I HEAD COACHES

	W	L	T	PCT
Brian O'Connor, Miss. State	956	404	2	.703
Mitch Canham, Oregon State	267	115	1	.698
Jim Schlossnagle, Texas	1030	481	0	.682
Dan McDonnell, Louisville	823	385	1	.681
Scott Forbes, North Carolina	243	114	1	.680

(Min. 5 years as D-I head coach)

ACC STANDINGS SINCE 2015

	W	L	T	PCT
LOUISVILLE	199	134	1	.597
Miami	196	137	0	.589
North Carolina	197	138	0	.588
Clemson	186	151	0	.552
NC State	179	149	0	.546
Florida State	178	150	0	.543
Virginia	182	154	0	.542
Georgia Tech	179	159	0	.530
Wake Forest	165	165	1	.500
Notre Dame	158	175	0	.474
Duke	157	178	0	.469
Stanford	24	36	0	.400
Virginia Tech	134	201	0	.400
Boston College	120	212	0	.361
Pitt	116	215	0	.350
Cal	21	39	0	.350

(2015 was Louisville's first season in the ACC)

MOST WINS SINCE 2007

	WINS
LSU	860
Vanderbilt	852
North Carolina	850
LOUISVILLE	823
Florida State	823
Florida	822
Virginia	820
Oregon State	812
Arkansas	811
Coastal Carolina	804

(2007 was Dan McDonnell's first season)

McDONNELL'S MILESTONE WINS

- » 1 – 2/16/2007 vs. Northwestern State (4-0)
- » 100 – 3/18/2009 vs. Morehead State (11-10)
- » 200 – 3/26/2011 at Rutgers (9-2)
- » 300 – 5/12/2013 at UConn (3-1)
- » 321 – 3/11/2014 vs. Western Illinois (5-2) (set Louisville's all-time wins record)
- » 400 – 5/14/2015 at NC State (4-3)
- » 500 – 5/12/2017 at Clemson (4-2)
- » 600 – 6/2/2019 vs. Illinois State (11-2)
- » 700 – 3/10/2023 vs. Dayton (11-7)
- » 800 – 3/1/2026 vs. Central Michigan (7-5)

ONE OF THE NATION'S ELITE BASEBALL PROGRAMS

- » Louisville owns the fourth-most wins in the country (823) since Dan McDonnell was hired in 2007.
- » The Cardinals have been to six College World Series during McDonnell's tenure including five since 2013, the second-most nationally.
- » Louisville is one of two schools (LSU) to have played in eight Super Regionals since 2013.
- » The Cardinals have had 111 players drafted since 2007, the second-most in the ACC.
- » From 2014-25, Louisville had 25 players make their MLB debut, the fourth-highest total of any college baseball program.

TEAM NOTES

- » Louisville had just one home run with multiple runners on base in the first 15 games of the season. The Cardinals hit six such homers in two games against Marshall – four three-run, two grand slams – and have added 13 more since.
- » The Cardinals have five grand slams this season, matching the program record since at least 2000 set by the 2002 and 2009 teams. Ben Slanker hit his third grand slam of the season at Miami, tying Jim LaFountain and Ben Bianco's single-season record.
- » The Cards had nine offensive innings with at least seven runs scored last season. Louisville has equaled that with nine this spring.
- » Louisville is 224-7-1 when leading after eight innings since the start of 2019, including a 20-2 mark this season. The Cardinals are 708-22-1 (.969) when taking a lead into the ninth inning during Dan McDonnell's tenure.
- » Entering the 2026 season, Louisville led all ACC teams in total wins, conference wins, runs, doubles, triples, RBIs, stolen bases, innings pitched, ERA, shutouts, saves and opponents' batting average since it joined the ACC prior to the 2015 season.
- » UofL has stolen 1,292 bases since joining the ACC in 2015, more than any other conference team has attempted.
- » Eighteen Cardinals have made their Louisville debuts this season, including 13 that made collegiate debuts.

PLAYER NOTES

- » **Tague Davis** set the Louisville freshman home run record with 18 long balls in his first season. He has blown past that total as a sophomore with 34, breaking the Louisville and ACC single-season record. He enters the postseason just three home runs shy of the NCAA record during the BBCOR era (since 2011). Davis leads the nation with 34 homers (five more than the next most) and 96 RBIs (11 more than second place). He also leads in total bases and is third in slugging percentage.
- » **Zion Rose** has missed time at two different points this season due to injury. However, that hasn't stopped the junior from putting up big numbers this season. Rose leads the Cardinals with a .410 average and has multiple hits in 13 of the last 17 games. He also leads the team with a .488 on-base percentage, ranks second with a .647 slugging percentage and has 23 stolen bases.
- » **Griffin Crain** sat out his first season in a Louisville uniform, but has made a name for himself this spring. The outfielder has been one of Louisville's most clutch hitters this season, hitting .408 with runners on base and .438 with runners in scoring position. Crain is one of just two players in the ACC to have at least 45 RBIs with two or fewer homers.
- » **Lucas Moore** led the country with 53 stolen bases as a sophomore, the second-highest total in program history. He heads into the series 37-for-44 this season, leading the ACC. Moore now has 107 career stolen bases, second on Louisville's career chart. He is currently five behind Boomer Whiting for the top spot. Moore has also moved into sixth place all-time among ACC players.
- » **Jimmy Nugent** transferred to Louisville after tallying 22 doubles, 18 home runs and 74 RBIs in two seasons at Lincoln Trail. The junior had just two homers through his first 29 games in a Louisville uniform. However, Nugent has been on a home run binge over the last 19 games, launching nine during that stretch, including eight in the last 14 games.

DAVIS NAMED ACC PLAYER OF THE YEAR

Tague Davis was named the ACC Player of the Year after a historic 2026 regular season.

The sophomore is just the second Louisville player to win ACC Player of the Year, joining Brendan McKay in 2017, and the seventh all-time to win a conference's top honor.

Davis put together the greatest power-hitting season in the ACC's storied history this spring. The sophomore finished the regular season with a .358 average, a Louisville and ACC record 34 homers, and a Louisville record 96 RBIs. He became the first player in Division I to lead the country in both homers and RBIs at the conclusion of the regular season since 2003.

FOUR CARDINALS EARN ALL-ACC HONORS

Louisville had four players recognized with the ACC yearly honors.

In addition to Tague Davis earning the Player of the Year award, Davis and Zion Rose were named First Team selections. Bayram Hot earned a Third Team selection and Griffin Crain was named to the All-Freshman Team.

Louisville has had at least three All-ACC selections in nine of 11 seasons as a member of

RECORD BREAKDOWN

Total	30-26
Conference	13-17
Non-Conf	17-9
Home	24-10
Away	5-14
Neutral.....	1-2
Day.....	22-16
Night.....	8-10
vs Left	10-5
vs Right	20-21
1-Run games.....	3-6
2-Run games.....	4-5
5+Run games.....	17-9
Extra inns.....	2-1
Shutouts	2-0
Scoring 0-2 runs.....	1-3
Scoring 3-5 runs.....	1-13
Scoring 6-9 runs.....	11-9
Scoring 10+ runs.....	17-1
Opponent 0-2 runs	9-0
Opponent 3-5 runs.....	10-3
Opponent 6-9 runs.....	7-10
Opponent 10+ runs	4-13
Scored in 1st inning	14-10
Scores first	18-13
Opp. scores first.....	12-13
After 6 leading	25-3
After 6 trailing.....	2-22
After 6 tied	3-1
After 7 leading	19-4
After 7 trailing.....	3-20
After 7 tied	1-2
After 8 leading	20-2
After 8 trailing.....	1-22
After 8 tied	0-1
Hit 0 home runs.....	5-8
Hit 1 home run	8-11
Hit 2+ home runs.....	17-7
Opponent 0 home runs	14-6
Opponent 1 home run.....	9-6
Opponent 2+ HRs	7-14
Made 0 errors.....	17-7
Made 1 error	8-11
Made 2+ errors.....	5-8
Opp. made 0 errors	4-9
Opp. made 1 error.....	9-11
Opp. made 2+ errors	17-6
Out-hit opponent	25-5
Out-hit by opponent.....	2-18
Hits are tied	3-3
Last 5 games	3-2
Last 10 games	4-6
Last 15 games	7-8
Last 20 games	10-10
vs. Ranked opponents	1-3
Weekend series results.....	5-8
ACC series.....	3-7
Three-game series sweeps	3-1
February	6-4
March	12-7
April	8-9
May.....	4-6
June	0-0
Monday	0-0
Tuesday.....	7-5
Wednesday.....	2-0
Thursday.....	0-4
Friday	6-8
Saturday	9-5
Sunday	6-4
All uniform.....	3-0
All Black uniform	5-7
Astros uniform	6-1
Black/White uniform	0-0
Gold Standard uniform.....	4-4
Gray uniform	1-3
Patriotic uniform	1-2
Pink uniform	1-1
Pinstripes uniform	1-2
Red Retro uniform	4-2
Red/White uniform	0-1
Shades uniform	0-2
White Cardinals uniform	4-1
Current streak.....	W2
Longest winning streak.....	5
Longest losing streak.....	6

GAME HIGHS

Team Batting

At bats:	46	vs Xavier (Feb 17, 2026)
Runs scored:	23	vs Xavier (Feb 17, 2026)
Hits:	23	vs Xavier (Feb 17, 2026)
RBIs:	21	vs Xavier (Feb 17, 2026)
Doubles:	6	vs Virginia (May 15, 2026)
Triples:	3	vs Michigan (Feb 21, 2026)
Home runs:	4	(4 games)
Total bases:	40	vs Xavier (Feb 17, 2026)
Walks:	14	vs Kentucky (Apr 21, 2026)
Strikeouts:	16	at Wake Forest (Apr 30, 2026)
Sac hits:	2	vs Seton Hall (Mar 08, 2026)
Sac flies:	2	at Miami (May 08, 2026)
Sac flies:	2	vs Seton Hall (Mar 06, 2026)
Sac flies:	2	vs Indiana (Apr 28, 2026)
Sac flies:	2	vs Bellarmine (May 12, 2026)
Stolen bases:	7	vs Stanford (Apr 11, 2026)
Hit by pitch:	4	vs Central Michigan (Feb 28, 2026)
Hit by pitch:	4	vs Clemson (Apr 24, 2026)
Hit by pitch:	4	at Wake Forest (May 02, 2026)
Caught stealing:	2	(6 games)
Runners LOB:	14	vs Michigan State (Feb 14, 2026)
Runners LOB:	14	vs Kentucky (Apr 21, 2026)
Hit into DP:	2	(7 games)

Team Fielding

Putouts:	33	at Miami (May 08, 2026)
Assists:	17	at Miami (May 08, 2026)
Errors:	4	at Western Kentucky (Mar 24, 2026)
Passed balls:	1	(8 games)
DPs turned:	3	vs Nebraska (Feb 20, 2026)
DPs turned:	3	vs Eastern Kentucky (Feb 25, 2026)
DPs turned:	3	at Wake Forest (Apr 30, 2026)

Team Pitching

Innings pitched:	11.0	at Miami (May 08, 2026)
Runs allowed:	14	vs Notre Dame (Mar 13, 2026)
Earned runs:	14	vs Notre Dame (Mar 13, 2026)
Walks allowed:	14	vs Morehead State (Mar 03, 2026)
Walks allowed:	14	vs Clemson (Apr 26, 2026)
Strikeouts:	16	at Duke (Apr 02, 2026)
Hits allowed:	16	vs Xavier (Feb 17, 2026)
Hits allowed:	16	at Western Kentucky (Mar 24, 2026)
Hits allowed:	16	at Wake Forest (Apr 30, 2026)
Doubles allowed:	4	(5 games)
Triples allowed:	1	(5 games)
Homers allowed:	4	vs Xavier (Feb 17, 2026)
Homers allowed:	4	at Miami (May 09, 2026)
Wild pitches:	3	(6 games)
Hit batters:	5	vs Michigan State (Feb 13, 2026)

Individual Batting

At bats:	7	Alex Alicea vs Xavier (Feb 17, 2026)
At bats:	7	Zion Rose at Miami (May 08, 2026)
Runs scored:	5	Griffin Crain vs Notre Dame (Mar 15, 2026)
Hits:	4	(9 games)
RBIs:	8	Ben Slanker vs Marshall (Mar 10, 2026)
RBIs:	8	Tague Davis vs Marshall (Mar 11, 2026)
Doubles:	2	(9 games)
Triples:	1	(13 games)
Home runs:	3	Tague Davis at Cal (Apr 19, 2026)
Total bases:	13	Tague Davis at Cal (Apr 19, 2026)
Walks:	4	Jimmy Nugent vs Kentucky (Apr 21, 2026)
Strikeouts:	4	Kade Elam at Kentucky (Apr 07, 2026)
Strikeouts:	4	Tague Davis at Vanderbilt (May 05, 2026)
Sac hits:	1	(23 games)
Sac flies:	1	(24 games)
Stolen bases:	3	Bayram Hot vs Stanford (Apr 11, 2026)
Stolen bases:	3	Griffin Crain vs Kentucky (Apr 21, 2026)
Hit by pitch:	2	(4 games)
Caught stealing:	2	Griffin Crain vs Eastern Kentucky (Feb 25, 2026)
Caught stealing:	2	Alex Alicea vs Seton Hall (Mar 07, 2026)
Runners LOB:	5	Ben Slanker vs Pittsburgh (Mar 28, 2026)
Runners LOB:	5	Tague Davis at Wake Forest (May 02, 2026)
Runners LOB:	5	Bayram Hot vs Virginia (May 14, 2026)

Individual Fielding

Putouts:	16	Jimmy Nugent at Duke (Apr 02, 2026)
Assists:	8	Alex Alicea vs Bellarmine (May 12, 2026)
Errors:	2	Kade Elam vs Stanford (Apr 10, 2026)
Passed balls:	1	(8 games)

Individual Pitching

Innings pitched:	7.0	Wyatt Danilowicz at N. Carolina (Mar 21, 2026)
Innings pitched:	7.0	Wyatt Danilowicz vs Pittsburgh (Mar 27, 2026)
Runs allowed:	8	Wyatt Danilowicz vs Stanford (Apr 10, 2026)
Earned runs:	6	(4 games)
Walks allowed:	6	Colton Hartman vs Clemson (Apr 26, 2026)
Strikeouts:	15	Ethan Eberle at Duke (Apr 02, 2026)
Hits allowed:	8	(4 games)
Doubles allowed:	3	(4 games)
Triples allowed:	1	(5 games)
Homers allowed:	2	(7 games)
Wild pitches:	3	Peter Michael at Cal (Apr 18, 2026)
Hit batters:	3	Ethan Eberle vs Michigan State (Feb 13, 2026)
Hit batters:	3	Wyatt Danilowicz vs Stanford (Apr 10, 2026)
Hit batters:	3	Jake Bean vs Western Kentucky (Apr 14, 2026)

the league, and a All-Freshman selection in 10 of 11.

DAVIS A SEMIFINALIST FOR GOLDEN SPIKES AWARD, DICK HOWSER TROPHY

The regular season's national leader in homers and RBIs, Tague Davis earned a semifinalist nod from both the Golden Spikes Award and Dick Howser Trophy.

Davis is aiming to become the second Louisville player to win each award, something done by Brendan McKay in 2017.

Finalists for the Dick Hoswer Trophy will be announced on June 4, while Golden Spikes Award finalists come on June 10.

THE NEW SINGLE-SEASON HOME RUN KING IN THE VILLE AND THE ACC

Tague Davis launched his 26th home run of the season in the eighth inning of the series finale against Clemson, breaking Louisville's single-season home run record that had stood for more than 50 years.

Davis surpassed Randy Delph, who set the mark in 1974, and Chris Dominguez, who matched it in 2009. The sophomore needed just 44 games to eclipse the record.

Two weeks later, Davis hit his 31st and 32nd homers of the season in the middle game of the Miami series, the latter of which broke the ACC single-season record previously held by J.D. Drew (1997) and Brock Wilken (2023).

CARDS, MOORE HIT THE CENTURY MARK IN STOLEN BASES

Louisville has been among the best teams in the country on the basepaths since Dan McDonnell was hired in 2007.

This season is no exception, as the Cards rank top 25 nationally with 127 stolen bases as a team. Louisville has hit the century mark for the 12th time in the last 14 full seasons.

Lucas Moore leads the ACC with 37 stolen bases on the season, giving him 107 for his career. The junior is just the second player in program history and eighth in ACC history to tally 100 stolen bases.

CARDINALS PITCHERS, CATCHER CONTROLLING OPPONENT RUNNING GAME

While the Louisville offense has been running wild on the bases, the Louisville pitchers and catchers have stifled the opposition in that department.

Opponents are just 29-for-59 stealing against the Cards, including a 8-for-21 mark in conference play. Louisville's 50.8 percent caught stealing rate ranks first nationally, while the 30 runners caught is eighth in the country.

Louisville has also picked off 20 runners this season, third-most in the country.

DAVIS NAMED TO GOLDEN SPIKES AWARD MIDSEASON WATCH LIST

Louisville first baseman Tague Davis was one of 45 players on the Golden Spikes Award Midseason Watch List released by USA Baseball.

Davis hit .391 with eight doubles, 16 home runs, 55 RBIs and 36 runs scored through the first half of the season.

Brendan McKay won the Golden Spikes Award in 2017 and Corey Ray was a finalist in 2016.

MIDSEASON ACCOLADES ROLL IN FOR DAVIS

In addition to his place on the Golden Spikes Award Midseason Watch List, Tague Davis had numerous accolades come his way at the midway point.

The sophomore earned Midseason All-America honors from D1Baseball and Perfect

COACHING STAFF



#23 ROGER WILLIAMS
Associate HC / Pitching Coach
20th Season
On Field: Mound Visits



#21 ERIC SNIDER
Assistant Coach / Hitting Coach
12th Season
On Field: Third Base Coach



#37 ADAM VRABLE
Assistant Coach
12th Season
On Field: First Base Coach

Game, while holding a spot on the Baseball America Player of the Year Midseason Watch List.

NUGENT NAMED TO BUSTER POSEY AWARD MIDSEASON WATCH LIST

Louisville catcher Jimmy Nugent was one of 50 catchers named to the Buster Posey National Collegiate Catcher of the Year Award Midseason Watch List.

Nugent started 23 of 28 games through the first half for the Cardinals, 19 behind the plate.

In the first half, Nugent had a .329 average with six doubles, a pair of homers and 14 RBIs. He has also thrown out 39 percent (7-of-18) runners, the second-highest percentage in the ACC.

MCDONNELL SECURES 800TH VICTORY

With the series sweep of Central Michigan, head coach Dan McDonnell reached the 800-win mark.

At the time of his 800th win, there were 21 active head coaches with 800 wins at the Division I level. Only current Mississippi State head coach Brian O'Connor got to 800 wins faster than McDonnell – 1149 games vs. McDonnell's 1164.

McDonnell is also the first coach in Louisville athletics history to reach 800 career wins.

ROSE SELECTED CO-CAPTAIN OF LOU GEHRIG COMMUNITY IMPACT TEAM

Junior outfielder Zion Rose was named a co-captain of the 2026 Lou Gehrig Community Impact Team.

The team is presented by Phi Delta Theta and the Live Like Lou Foundation and was selected based on outstanding achievements in three key areas – demonstrating a substantial commitment to their community through service and philanthropy, embodying the generous spirit and character of Lou Gehrig, and making remarkable contributions to the success of their respective teams.

Louisville has now been recognized in all three years of the team's existence, as Kamau Neighbors was named to the 2025 team, while Dylan Hoy was an honorable mention selection on the inaugural team in 2024.

ALICEA NAMED TO BROOKS WALLACE AWARD WATCH LIST

Junior Alex Alicea was named to the Brooks Wallace Award Watch List by the College Baseball Foundation.

This marks the second year for Alicea on the watch list for the award given out annually to the top shortstop in the country. Alicea was a semifinalist for the award last season.

DANILOWICZ EARNS ACC PITCHER OF THE WEEK HONORS

Left-hander Wyatt Danilowicz was named the ACC Pitcher of the Week following his stellar start against Michigan State during the opening weekend.

Danilowicz was the first Louisville to earn the conference's Pitcher of the Week honor since Sebastian Gongora in April of 2024.

Making the first start of his collegiate career, the southpaw retired the first eight batters he faced, including striking out the side in order in the second. Danilowicz struck out the side in order again in the fifth, on his way to a new career best of nine strikeouts.

The senior allowed just three baserunners on the day, pitching six shutout innings in the longest outing of his career.

TRIO OF CARDS EARN PRESEASON ALL-AMERICA HONORS

Tague Davis, Lucas Moore and Zion Rose each were recognized on preseason All-America teams this spring. All three were on the D1Baseball and NCBWA preseason teams, while Moore and Rose were also members of the Baseball America and Perfect Game selections.

Davis was a Freshman All-American in 2025 after hitting .283 with nine doubles, 18 homers and 52 RBIs. The 18 home runs were tied for the most by any player in the ACC during the regular season and set the Louisville freshman record, surpassing Chris Dominguez' 15 in 2007.

NOTABLE NUMBERS

30 Louisville pitchers and catchers have 30 caught stealings this year against 29 stolen bases.

2 Only two players have hit more home runs this century than Tague Davis' 34 this spring.

THE LAST TIME...

INDIVIDUAL

Hit for the cycle.....	3/16/24 vs. Virginia Tech - Gavin Kilen
Hit an inside-the-park HR.....	3/18/26 vs. NKU - Alex Alicea (3-run, 2nd)
Hit a grand slam.....	5/7/26 at Miami - Ben Slanker (8th)
Hit a walk-off HR.....	4/26/26 vs. Clemson - Jimmy Nugent (2-run, 10th)
Hit a walk-off hit (non HR).....	2/28/26 vs. CMU - Griffin Crain (1B, 9th)
Walk-off RBI w/o hit.....	6/17/25 vs. Oregon State - Eddie King Jr. (sac fly, 9th)
Hit a leadoff HR.....	5/24/24 vs. #3 Clemson - JT Benson
Hit a pinch-hit HR.....	5/13/25 vs. Bellarmine - Nate Earley (2-run, 6th)
Hit back-to-back HR.....	5/8/26 at Miami - Davis/Nugent (4th)
Hit back-to-back-to-back HR..	5/9/25 at Georgia Tech - Rose/Munroe/King (2nd)
Hit two home runs in a game.....	5/12/26 vs. Bellarmine - Kade Elam
Hit three home runs in a game.....	4/19/26 at Cal - Tague Davis
Hit four home runs in a game.....	4/25/17 at E. Kentucky - Brendan McKay
Hit three doubles in a game.....	3/12/25 vs. Oakland - Garret Pike
Hit two triples in a game.....	4/30/24 vs. N. Kentucky - Zion Rose
Had four hits in a game.....	5/16/26 vs. Virginia - Bayram Hot
Had five hits in a game.....	2/27/22 vs. Dartmouth - Ben Bianco
Drove in four runs.....	5/8/26 at Miami - Tague Davis (5)
Drove in five runs.....	5/8/26 at Miami - Tague Davis
Drove in six runs.....	3/15/26 vs. Notre Dame - Ben Slanker
Drove in seven runs.....	3/11/26 vs. Marshall - Tague Davis (8)
Drove in eight runs.....	3/11/26 vs. Marshall - Tague Davis
Drove in nine runs.....	4/25/17 at E. Kentucky - Brendan McKay
Scored three runs.....	5/16/26 vs. Virginia - Rose/Moore
Scored four runs.....	4/19/26 at Cal - Tague Davis
Scored five runs.....	3/15/26 vs. Notre Dame - Griffin Crain
Tallied 10 total bases.....	4/26/26 vs. Clemson - Jimmy Nugent
Stole home.....	4/20/19 vs. Miami - Logan Wyatt
Stole three bases.....	4/21/26 vs. Kentucky - Griffin Crain
Stole four bases.....	4/29/25 vs. E. Kentucky - Lucas Moore
Stole five bases.....	3/9/21 vs. Murray State - Levi Usher
Walked three times.....	4/21/26 vs. Kentucky - Nugent (4)/Crain/T. Davis
Walked four times.....	4/21/26 vs. Kentucky - Jimmy Nugent
Had 15+ putouts.....	4/4/26 at Duke - Jimmy Nugent (16)
Had 8+ assists.....	5/12/26 vs. Bellarmine - Alex Alicea (8)
Tossed a complete game... 4/5/24 vs. #19 NC State - Sebastian Gongora (7 inn.)	
Tossed a CG shutout..... 3/5/23 vs. Michigan - Carson Liggett (10-0, 7 inn.)	
K'd the side on 9 pitches..... 3/16/21 at Eastern Kentucky - Tate Kuehner (5th)	
Struck out 4 in one inning... 3/1/24 vs. Youngstown St. - Sebastian Gongora (5th)	
Struck out 10 or more..... 4/4/26 at Duke - Ethan Eberle (15)	
Threw a no-hitter..... 3/26/83 vs. Cincinnati - Dave McCormick	

TEAM

Had 15+ hits.....	5/15/26 vs. Virginia (17)
Had 20+ hits.....	3/15/26 vs. Notre Dame (21)
Scored 10+ runs.....	5/16/26 vs. Virginia (10)
Scored 15+ runs.....	3/31/26 at EKU (17)
Scored 20+ runs.....	3/15/26 vs. Notre Dame (21)
Scored 10+ runs in an inning.....	5/9/25 at Georgia Tech (13 - 2nd)
Hit eight or more doubles.....	4/12/25 at NC State (8)
Hit four triples.....	3/23/21 vs. Western Kentucky
Hit three home runs in a game.....	5/16/26 vs. Virginia
Hit four home runs in a game.....	4/26/26 vs. Clemson
Hit five home runs in a game.....	4/12/25 at NC State (6)
Hit six home runs in a game.....	4/12/25 at NC State
Hit seven home runs in a game.....	5/25/21 vs. Clemson
Hit eight home runs in a game.....	4/5/07 vs. Marshall
Turned four double plays.....	5/9/25 at Georgia Tech
Turned a triple play.....	4/18/09 at Rutgers
Stole five bases.....	5/14/26 vs. Virginia
Stole six bases.....	4/21/26 vs. Kentucky
Stole seven bases.....	4/11/26 vs. Stanford
Stole eight bases.....	5/13/25 vs. Bellarmine
Stole nine bases.....	4/26/25 vs. #4 Florida State (14)
Stole 10+ bases.....	4/26/25 vs. #4 Florida State (14)
Won by 10-run Rule.....	5/15/26 vs. Virginia (12-2 in 8 inn.)
Played 10 innings.....	5/8/26 at Miami (W, 16-9 - 11 inn.)
Played 11 innings.....	5/8/26 at Miami (W, 16-9 - 11 inn.)
Played 12 innings.....	4/19/25 at #2 Clemson (W, 8-6)
Played 13+ innings.....	4/10/22 vs. #20 North Carolina (W, 6-5 - 14 inn)
Swept a three-game series.....	4/24-26/26 vs. Clemson
Was swept in a three-game series.....	4/30-5/2/26 at Wake Forest
Swept a doubleheader.....	4/4/25 vs. Boston College (12-8, 17-5)
Was swept in a doubleheader.....	5/11/25 at Georgia Tech (6-0, 2-1)

PRODUCTION TRACKER

MULTIPLE HIT GAMES.....	2	3	4	5+	Tot
13 Tague Davis.....	23	3	2	-	28
32 Zion Rose.....	17	3	1	-	21
27 Bayram Hot.....	12	6	2	-	20
2 Kade Elam.....	15	2	1	-	18
6 Griffin Crain.....	13	4	1	-	18
26 Jimmy Nugent.....	13	4	-	-	17
53 Lucas Moore.....	13	3	-	-	16
0 Alex Alicea.....	8	3	2	-	13
41 Ben Slanker.....	11	1	-	-	12
4 Jax Hisle.....	5	-	-	-	5
35 Kyle Campbell.....	2	1	-	-	3
14 George Baker.....	1	-	-	-	1
TEAM.....	133	30	9	0	172

MULTIPLE RBI GAMES.....	2	3	4	5+	Tot
13 Tague Davis.....	14	9	-	5	28
27 Bayram Hot.....	11	1	1	-	13
32 Zion Rose.....	7	4	1	1	13
6 Griffin Crain.....	5	3	2	1	11
26 Jimmy Nugent.....	7	3	1	-	11
53 Lucas Moore.....	9	1	1	-	11
41 Ben Slanker.....	3	2	2	2	9
2 Kade Elam.....	5	2	1	-	8
0 Alex Alicea.....	4	2	-	-	6
4 Jax Hisle.....	2	1	-	-	3
14 George Baker.....	1	1	-	-	2
30 Zach Davis.....	1	-	-	-	1
43 Drew Freeman.....	1	-	-	-	1
TEAM.....	70	29	9	9	117

HITTING STREAKS.....	LONG	CURRENT
2 Kade Elam.....	12	2
32 Zion Rose.....	12	12
53 Lucas Moore.....	11	6
13 Tague Davis.....	10	-
27 Bayram Hot.....	9	3
6 Griffin Crain.....	8	2
26 Jimmy Nugent.....	8	1
14 George Baker.....	5	-
0 Alex Alicea.....	4	-
35 Kyle Campbell.....	4	-
41 Ben Slanker.....	4	-
4 Jax Hisle.....	3	-
30 Zach Davis.....	3	-
17 Collin Mowry.....	2	1

REACHED BASE STREAKS.....	LONG	CURRENT
6 Griffin Crain.....	37	2
32 Zion Rose.....	34	34
13 Tague Davis.....	25	-
53 Lucas Moore.....	21	6
41 Ben Slanker.....	18	4
27 Bayram Hot.....	16	9
2 Kade Elam.....	13	2
26 Jimmy Nugent.....	10	9
35 Kyle Campbell.....	10	-
4 Jax Hisle.....	7	1
30 Zach Davis.....	7	1
0 Alex Alicea.....	6	5
14 George Baker.....	6	-
17 Collin Mowry.....	3	1
43 Drew Freeman.....	2	1

Moore was a second team All-America selection as a sophomore, hitting .341 with 10 doubles, three triples and five home runs. The centerfielder led the team with 92 hits, 85 runs scored and went 53-for-54 in stolen bases. The 53 stolen bases led the country and were the second-most in a single season in program history, and he was the first Power Four player to steal 50 or more bases since Trea Turner in 2012. His 85 runs scored led all Power Four players and ranked second nationally and were tied for the second-most in program history.

Rose proved to be one of the elite power and speed combo players in the country in 2025. The Chicago native hit .310 with 16 doubles, three triples and 13 home runs, while going 31-for-34 in stolen bases. Rose also scored 64 runs and led the Cards with 67 RBIs. He ranked fourth in the ACC in stolen bases, fifth in RBIs, fifth in triples, seventh in runs, 11th in hits and 12th in total bases last year while transitioning to a full-time outfielder.

CARDINALS OPEN SEASON RANKED INSIDE TOP 10

Coming off a sixth College World Series appearance, Louisville will head into the 2026 season ranked as high as No. 8 in the preseason polls.

The No. 8 ranking is the highest preseason mark since the Cardinals opened up the 2023 season as high as fifth in the polls.

Louisville was ranked between fourth and sixth in the final polls of 2025.

MOORE, ROSE NAMED TO GOLDEN SPIKES AWARD PRESEASON WATCH LIST

Junior outfielders Lucas Moore and Zion Rose were each part of the 55-man Golden Spikes Award preseason watch list. Louisville was one of 13 schools to have multiple players on the list.

Moore and Rose each spent the summer with the USA Collegiate National Team and have been named preseason All-Americans.

Brendan McKay won the Golden Spikes Award in 2017, while Corey Ray was a finalist in 2016.

DANILOWICZ, SCHWEITZER ON STOPPER OF THE YEAR PRESEASON WATCH LIST

Louisville pitchers Wyatt Danilowicz and Jake Schweitzer were each named to the NCBWA Stopper of the Year Preseason Watch List. The two arms paired together to form one of the top end-of-game duos in 2025.

Danilowicz missed all of 2024 due to injury before getting back on the mound last spring. The southpaw ended up leading the Cards with 28 appearances, posting a 2.70 ERA in 33.1 innings with 52 strikeouts.

Schweitzer had just five appearances and six innings under his belt at the end of March last year, but the season's final two and a half months saw him take the mound 20 times to finish with a 4-3 record, three saves, and a team-best 2.34 ERA.

CARDS FOURTH IN ACC PRESEASON POLL

Louisville was picked to finish fourth in the 2026 ACC Baseball Preseason Coaches Poll.

Louisville received 196 overall points in the poll. Georgia Tech (237) will open the season as the preseason favorite, narrowly edging out North Carolina (236). Florida State (221) sits one spot ahead of the Cards, while Clemson (185) rounds out the top five.

The Cardinals own five ACC regular season titles in their first 10 full seasons as a member of the conference but are searching for their first since 2022.

YEAR 20 FOR DAN MCDONNELL

Louisville has become one of the premier baseball programs in the country over the last two decades, and it's done so on the shoulders of head coach Dan McDonnell. The 2026

PLAYER SPOTLIGHT

.410	20	44
BA	XBH	RBI

- » Played in just 34 games due to injury, 29 of which were against ACC, SEC or Big Ten opponents
- » Finished fifth in the ACC with a .390 average in conference games
- » Second on the team with 21 multi-hit games despite playing just 34 overall



#32 ZION ROSE // JR OF

2026 PLAYER ACCOLADES

#0 ALEX ALICEA

- » Brooks Wallace Award Watch List
- » D1Baseball Preseason #10 SS

#2 KADE ELAM

- » D1Baseball Preseason #49 2B
- » Perfect Game Preseason #99 Freshman

#5 JAKE BEAN

- » D1Baseball Preseason #111 SP

#7 BRANDON SHANNON

- » Perfect Game Preseason #63 Freshman

#8 JAKE SCHWEITZER

- » D1Baseball Preseason #52 RP
- » Perfect Game Preseason #99 Sophomore

#13 TAGUE DAVIS

- » Golden Spikes Award Midseason Watch List
- » Baseball America Player of the Year Midseason Watch List
- » D1Baseball Midseason All-America Second Team
- » Perfect Game Midseason All-America Second Team
- » D1Baseball Preseason All-America Third Team
- » NCBWA Preseason All-America Third Team
- » D1Baseball Preseason #4 1B
- » Perfect Game Preseason #35 Sophomore

#24 WYATT DANILOWICZ

- » D1Baseball Preseason #19 RP

#26 JIMMY NUGENT

- » Buster Posey Award Midseason Watch List
- » D1Baseball Preseason #23 C

#29 PETER MICHAEL

- » Perfect Game Preseason #78 Senior
- » D1Baseball Preseason #132 SP

#32 ZION ROSE

- » Golden Spikes Award Preseason Watch List
- » Lou Gehrig Community Impact Team co-Captain
- » Baseball America Preseason All-America Second Team
- » Perfect Game Preseason All-America Second Team
- » NCBWA Preseason All-America Second Team
- » D1Baseball Preseason All-America Third Team
- » D1Baseball Preseason #9 OF
- » Perfect Game Preseason #15 Junior

#41 BEN SLANKER

- » D1Baseball Preseason #64 OF

#51 ETHAN EBERLE

- » D1Baseball Preseason #60 SP

#53 LUCAS MOORE

- » Golden Spikes Award Preseason Watch List
- » Baseball America Preseason Player of the Year Watch List
- » NCBWA Preseason All-America First Team
- » D1Baseball Preseason All-America Second Team
- » Baseball America Preseason All-America Third Team
- » Perfect Game Preseason All-America Third Team
- » D1Baseball Preseason #5 OF
- » Perfect Game Preseason #22 Junior

CARDS ON THE RADIO

For the 11th consecutive season, all regular season contests along with all postseason games will be broadcast on local radio. 93.9 The Ville will serve as the flagship station for the 11th straight season alongside 970 WGTK.

Sean Moth will serve as the Voice of Louisville Baseball for his 25th season and will be on the call for all Louisville baseball games this spring.



season marks the 20th year for McDonnell in charge in The Ville.

Over the previous 19 seasons, Louisville ranks fourth nationally with 793 wins and has reached Omaha on six occasions – a huge feat for any program, but especially for one that had only been to one NCAA Tournament prior to McDonnell’s arrival in 2007.

Under his leadership, the Cardinals have won 12 conference championships spread across three different leagues, made 14 NCAA Regionals, 10 Super Regionals, 6 College World Series, and had 111 MLB Draft picks.

FOUR CARDINALS NAMED CAPTAINS FOR 2026

Alex Alicea, Wyatt Danilowicz, Peter Michael and Zion Rose will serve as the captains this season. Rose has been voted a captain for the second consecutive season.

Alicea is in his third season with the Cardinals. The junior shortstop was a Brooks Wallace Award semifinalist as a sophomore and a member of the NCAA Nashville Regional All-Tournament Team. Alicea hit .307 last year and ranked third in the ACC with 34 stolen bases.

Danilowicz will suit up for his fourth season at Louisville this spring. The southpaw led the Cardinals with 28 appearances on the mound last season, finishing with a 2.70 ERA and 52 strikeouts in 33.1 innings.

Michael is set to begin his second year at Louisville after transferring in from Northwestern. The senior made 13 starts last spring, 12 on the weekend, and posted a 4-3 overall record with a 4.83 ERA.

Rose enters his third year with the Cardinals as one of the top players in the country. The junior ranked fourth in the ACC in stolen bases, fifth in RBIs, fifth in triples, seventh in runs, 11th in hits and 12th in total bases as a sophomore and spent his second straight summer with the USA Collegiate National Team.

CARDS WELL REPRESENTED WITH TEAM USA

Following the run to Omaha, three Cardinals spent a portion of the summer competing with the USA Collegiate National Team.

Outfielders Lucas Moore and Zion Rose were part of the national team that went to Japan for the 45th USA vs. Japan Collegiate All-Star Series. First baseman and left-handed pitcher Tague Davis participated in national team training camp and was part of the Collegiate National Team Prospects squad.

SIX CARDINALS SELECTED IN 2025 MLB DRAFT

Louisville had six players taken over the 20 rounds of the 2025 Major League Baseball Draft.

Patrick Forbes (29th overall, Arizona Diamondbacks) became the 10th player in program history to have his name called in the first round. Jake Munroe (Round 4, Pick 109, Los Angeles Angels), Matt Klein (Round 6, Pick 167, Colorado Rockies), Tucker Biven (Round 13, Pick 381, Washington Nationals), Eddie King Jr. (Round 16, Pick 473, Pittsburgh Pirates) and Justin West (Round 18, Pick 554, New York Yankees) were also selected.

The six total selections were the most for the Cards since having seven in 2021.

LOUISVILLE CONTINUES TO EXCEL IN CLASSROOM

Continuing to pair on-field success with academic achievement, the University of Louisville baseball program has yet another successful run in the classroom during the fall semester.

The Louisville baseball team wrapped up the fall semester with a 3.607 cumulative team grade point average. The Cardinals have now finished with a 3.0 or higher in 29 consecutive semesters. Forty-two student-athletes turned in a 3.0 GPA or better during the fall.

The span of 29 straight semesters with a team GPA of 3.0 or better coincides with unparalleled success on the field for Louisville, which has five College World Series appearances, eight NCAA Super Regional berths, 10 NCAA Regional bids and eight conference championships during that time.

RECORD WATCH

37
SEASON SB

107
CAREER SB

CAREER SB LEADERS

1. Boomer Whiting (2003-07) 112
2. Lucas Moore (2024-pres.) 107
3. Adam Engel (2011-13) 94
4. Curtis Watson (1983-86) 90
5. Corey Ray (2014-16) 82
6. Sutton Whiting (2012-15) 79
7. Mike Hook (1999-01) 79
8. Levi Usher (2020-22) 73



13 TAGUE DAVIS

SOPHOMORE • WEST CHESTER, PA



UOFL SINGLE SEASON HOME RUN RECORD

	PLAYER	YEAR	HR
1.	TAGUE DAVIS	2026	34
T2.	CHRIS DOMINGUEZ	2009	25
	RANDY DELPH	1974	25
4.	RICK SIRIANO	1980	24
T5.	DALTON RUSHING	2022	23
	DAN KOPRIVA	1992	23
	ROB NEWMAN	1992	23

UOFL CAREER HOME RUN RECORD

	PLAYER	YEARS	HR
1.	MATT BERGER	94-97	64
2.	CHRIS DOMINGUEZ	06-09	61
T3.	TAGUE DAVIS	25-26	52
	CHARLIE ALLEN	90-93	52
	ROB NEWMAN	89-92	52

ACC SINGLE SEASON HOME RUN RECORD

	PLAYER	YEAR	HR
1.	TAGUE DAVIS, LOU	2026	34
T2.	JD DREW, FSU	1997	31
	BROCK WILKEN, WF	2023	31
T4.	MARSHALL MCDUGALL, FSU	1999	28
	JAMES TIBBS III, FSU	2024	28
	VANCE HONEYCUTT, NC	2024	28

UOFL SINGLE SEASON RBI RECORD

	PLAYER	YEAR	RBI
1.	TAGUE DAVIS	2026	96
T2.	ROB NEWMAN	1992	88
	RICHIE HAWKS	1991	88
4.	JOE ROBERTS	1980	86
5.	JIM LAFOUNTAIN	1976	84

NCAA SINGLE SEASON HOME RUN RECORD

	PLAYER	YEAR	HR
1.	PETE INCAVIGLIA, OK STATE	1985	48
2.	JEFF LEDBETTER, FSU	1982	42
3.	LANCE BERKMAN, RICE	1997	41
4.	BRANDON LARSON, LSU	1997	40

T9.	TAGUE DAVIS, LOU	2026	34

NCAA BBCOR ERA HOME RUN RECORD

	PLAYER	YEAR	HR
1.	CHARLIE CONDON, UGA	2024	37
2.	JAC CAGLIANONE, FLORIDA	2024	35
T3.	TAGUE DAVIS, LOU	2026	34
	CHRISTIAN MOORE, TENNESSEE	2024	34
5.	JAC CAGLIANONE, FLORIDA	2023	33

HOME RUNS BY THE NUMBERS

BY INNING

1 ST	4
2 ND	4
3 RD	7
4 TH	7
5 TH	2
6 TH	2
7 TH	2
8 TH	3
9 TH	2
10 TH	0
11 TH	1

BY COUNT

0-0.....	6
0-1.....	3
0-2.....	3
1-0.....	5
1-1.....	1
1-2.....	5
2-0.....	0
2-1.....	3
2-2.....	4
3-0.....	0
3-1.....	0
3-2.....	4

BY FIELD

LF.....	3
LC.....	4
CF.....	6
RC.....	3
RF.....	18

BY RUNNERS

0.....	14
1.....	13
2.....	6
3.....	1

19 HOME RUNS IN ACC PLAY
MOST BY ANY PLAYER SINCE AT LEAST 2018

FURTHEST HOME RUN **490**ft
APRIL 4 AT DUKE

115mph HARDEST HOME RUN
APRIL 17 AT CAL, 14 OF 110+ MPH

MULTI-HOME RUN GAMES **6**
MAR, @DUKE, @CAL, @CAL (3), @WF, @MIA

16 TWO STRIKE HOME RUNS
0 HOME RUNS IN 2-0, 3-0, 3-1 COUNTS

AVERAGE HOME RUN



106.9mph



26.8°



398.6ft

.358
AVERAGE

34
HOME RUNS

96
RBIS

195
TOTAL BASES

.863
SLUGGING %

1ST
NATIONALLY
+5 ON 2ND

1ST
NATIONALLY
+11 ON 2ND

1ST
NATIONALLY
TIED FOR 1ST

3RD
NATIONALLY
-.048 ON 1ST



Player (#)	Opponent	Inning	Count	Outs	Runners	Location	Launch Angle	Exit Velocity	Estimated Distance
Ben Slanker (1)	Michigan State-1	7	0-1	0	0	LC	31°	100	390
Ben Slanker (2)	Michigan State-2	7	2-2	2	0	LF	31°	94	333
Lucas Moore (1)	Xavier	2	2-1	1	1	LC	41°	98	360
Tague Davis (1)	Xavier	2*	0-2	2	0	CF	28°	106	453
Jax Hisle (1)	Xavier	2*	0-2	2	0	RC	26°	98	404
Tague Davis (2)	Nebraska	7	0-0	2	0	RF	37°	105	374
Tague Davis (3)	Auburn	4	0-0	0	1	LC	30°	109	399
Tague Davis (4)	Eastern Kentucky	1	3-2	2	0	RC	33°	103	409
Tague Davis (5)	Central Michigan-1	2	3-2	0	0	RF	21°	113	409
Alex Alicea (1)	Central Michigan-1	5	2-1	0	0	LF	25°	94	366
Lucas Moore (2)	Central Michigan-1	5	0-0	2	0	RF	27°	100	388
Bayram Hot (1)	Central Michigan-3	3	0-0	2	0	RF	24°	104	368
Tague Davis (6)	Seton Hall-1	3	0-1	1	2	RF	23°	111	372
Griffin Crain (1)	Seton Hall-1	3	2-0	1	1	RC	28°	93	395
Tague Davis (7)	Seton Hall-2	2	2-2	2	1	LF	22°	104	380
Tague Davis (8)	Seton Hall-3	3	2-1	0	0	CF	38°	104	383
Bayram Hot (2)	Seton Hall-3	5	2-0	2	1	LF	25°	105	376
Jimmy Nugent (1)	Seton Hall-3	5	0-0	0	0	RC	32°	108	412
Ben Slanker (3)	Marshall-1	2*	1-2	1	2	RF	26°	108	448
Kade Elam (1)	Marshall-1	2*	0-2	1	0	LC	32°	93	388
Ben Slanker (4)	Marshall-1	3	1-0	1	3	LF	27°	98	372
Tague Davis (9)	Marshall-1	4	1-0	0	2	RF	17°	113	367
Tague Davis (10)	Marshall-2	2	0-2	1	3	LC	32°	100	387
Tague Davis (11)	Marshall-2	3	2-2	2	2	RF	20°	111	384
Zion Rose (1)	Marshall-2	4	1-2	0	2	LF	34°	99	418
Ben Slanker (5)	Marshall-2	4	1-2	1	0	RF	24°	106	426
Zion Rose (2)	Notre Dame-1	4	1-1	1	1	LC	27°	102	389
Ben Slanker (6)	Notre Dame-3	2	2-2	1	2	RC	28°	95	407
Jimmy Nugent (2)	Notre Dame-3	5	2-2	0	0	LF	24°	109	450
Griffin Crain (2)	Notre Dame-3	5	2-1	2	1	RC	26°	100	407
Bayram Hot (3)	Notre Dame-3	8	1-2	1	1	LF	46°	98	365
Alex Alicea (2)	Northern Kentucky	2	1-0	1	2	LC	Inside-the-Park		
Tague Davis (12)	Northern Kentucky	5	0-0	2	1	RC	21°	108	399
Tague Davis (13)	North Carolina-3	5	2-2	1	1	LF	26°	102	386
Tague Davis (14)	Western Kentucky	5	2-2	1	1	LF	26°	102	386
Tague Davis (15)	Pitt-2	3	3-2	0	0	LF	33°	103	369
George Baker (1)	Pitt-3	5	3-1	0	2	LF	43°	96	353
Bayram Hot (4)	Pitt-3	6	0-0	0	0	LF	32°	96	402
Tague Davis (16)	Pitt-3	9	1-0	0	0	RC	23°	110	449
Bayram Hot (5)	EKU	1*	1-2	1	1	CF	36°	106	431
Tague Davis (17)	EKU	4	3-1	1	0	CF	26°	107	476
Ben Slanker (7)	EKU	4	3-1	1	3	LC	40°	96	370
Kade Elam (2)	Duke-1	5	1-1	0	0	CF	29°	101	404
Lucas Moore (3)	Duke-1	9	1-1	2	0	CF	28°	102	420
Bayram Hot (6)	Duke-2	6	0-1	0	1	RF	26°	100	361
Zion Rose (3)	Duke-2	7	2-1	0	0	LC	32°	100	405
Kade Elam (3)	Duke-2	7	0-0	1	2	LF	28°	102	419
Tague Davis (18)	Duke-3	3	0-2	2	1	RF	24°	112	400
Tague Davis (19)	Duke-3	4	0-2	1	0	RF	24°	102	423
Zion Rose (4)	Duke-3	6	2-1	0	0	RF	25°	99	354
Kade Elam (4)	Stanford-2	3	1-2	2	2	LC	27°	102	408
Drew Freeman (1)	Western Kentucky	3	3-2	2	1	LF	26°	98	393
Bayram Hot (7)	Cal-1	1	0-0	2	1	LF	27°	107	397
Tague Davis (20)	Cal-1	4	1-0	0	0	RF	20°	115	383
Tague Davis (21)	Cal-1	6	0-0	0	0	RF	38°	109	374
Jimmy Nugent (3)	Cal-1	5	2-2	0	0	LF	35°	100	363
Tague Davis (22)	Cal-3	3	1-2	1	1	RF	19°	110	356
Tague Davis (23)	Cal-3	7	0-1	0	0	RF	24°	102	350
Tague Davis (24)	Cal-3	8	1-2	1	1	RF	26°	110	416
Zion Rose (5)	Kentucky	7	1-1	0	0	LF	23°	100	369
Bayram Hot (8)	Kentucky	7	1-2	0	1	CF	33°	103	418
Tague Davis (25)	Clemson-1	1	2-1	1	1	RF	36°	97	383
Ben Slanker (8)	Clemson-1	6	0-0	1	2	LC	32°	103	409
Jimmy Nugent (4)	Clemson-1	4	0-0	0	0	LC	26°	108	403
Jimmy Nugent (5)	Clemson-3	2	0-0	1	0	LC	26°	108	406
Ben Slanker (9)	Clemson-3	4	1-2	0	1	RF	21°	105	390
Tague Davis (26)	Clemson-3	8	0-2	0	0	CF	24°	110	418
Jimmy Nugent (6)	Clemson-3	10	0-0	1	1	LF	28°	110	401
Jimmy Nugent (7)	Indiana	6	0-1	1	0	LC	27°	104	417
Tague Davis (27)	Wake Forest-1	4	0-0	2	2	RF	24°	101	342
Jimmy Nugent (8)	Wake Forest-1	2	2-2	1	1	CF	21°	105	403
Tague Davis (28)	Wake Forest-2	4	0-1	0	0	RF	24°	107	378
Tague Davis (29)	Wake Forest-2	8	1-0	2	0	CF	31°	103	423
Tague Davis (30)	Wake Forest-3	1	1-1	2	0	RF	34°	110	399
Jimmy Nugent (9)	Wake Forest-3	1	0-0	2	1	LF	23°	105	398
Jimmy Nugent (10)	Vanderbilt	1	3-1	2	3	RC	24°	109	407
Kade Elam (5)	Vanderbilt	7	2-0	1	1	LC	27°	100	407
Ben Slanker (10)	Miami-1	8	0-2	1	3	RC	25°	103	402
Tague Davis (31)	Miami-2	4*	2-1	0	2	LC	20°	111	401
Jimmy Nugent (11)	Miami-2	4*	1-0	0	0	LF	27°	98	371
Tague Davis (32)	Miami-2	11	0-0	2	1	LC	26°	101	391
Tague Davis (33)	Miami-3	6	1-2	0	1	RF	27°	111	411
Kade Elam (6)	Bellarmine	2	2-1	2	1	CF	31°	98	395
Tague Davis (34)	Bellarmine	3	3-2	1	1	CF	33°	100	395
Kade Elam (7)	Bellarmine	7	2-0	0	0	LF	23°	102	365
Bayram Hot (9)	Virginia-3	5	0-0	1	0	CF	31°	101	408
Zion Rose (6)	Virginia-3	6	3-2	2	2	LF	37°	98	372
Lucas Moore (4)	Virginia-3	8	0-0	0	0	CF	28°	102	403

* back-to-back

HOME RUNS BY THE NUMBERS

Inning	Outs	Game-Tying	Go-Ahead	Longest
1.....8	0.....32	Davis.....1	Davis.....12	Davis
2.....13	1.....30	Hot.....1	Hot.....3	490 ft
3.....13	2.....26	Slanker.....1	Nugent.....3	at Duke
4.....13			Elam.....2	4/4
5.....12			Nugent.....2	
6.....7	Runners On		Slanker.....2	
7.....11	0.....38		Rose.....1	
8.....7	1.....29			
9.....3	2.....15			
Ex.....2	3.....5			

NOTABLE HAPPENINGS

INNINGS WITH 4 OR MORE RUNS (34)

Date	Opponent	Inning	Runs
2/17	Xavier	2nd	7
2/17	Xavier	5th	7
2/17	Xavier	7th	6
2/27	Central Michigan	5th	9
2/28	Central Michigan	3rd	4
2/28	Central Michigan	9th	4
3/6	Seton Hall	2nd	7
3/6	Seton Hall	3rd	7
3/7	Seton Hall	2nd	7
3/10	Marshall	2nd	4
3/10	Marshall	3rd	4
3/11	Marshall	2nd	7
3/11	Marshall	3rd	4
3/11	Marshall	4th	5
3/13	Notre Dame	3rd	5
3/15	Notre Dame	3rd	4
3/15	Notre Dame	5th	5
3/15	Notre Dame	8th	4
3/18	Northern Kentucky	2nd	6
3/18	Northern Kentucky	5th	5
3/31	Eastern Kentucky	4th	6
3/31	Eastern Kentucky	7th	4
4/3	Duke	7th	4
4/4	Duke	4th	4
4/11	Stanford	1st	4
4/21	Kentucky	7th	5
4/24	Clemson	6th	5
4/25	Clemson	8th	5
4/30	Wake Forest	4th	5
5/5	Vanderbilt	1st	4
5/7	Miami	8th	4
5/8	Miami	4th	4
5/8	Miami	11th	9
5/12	Bellarmine	3rd	7

STRIKING OUT THE SIDE IN ORDER (9)

Date	Pitcher	Opponent	Inning
2/15	Wyatt Danilowicz	Michigan State	2nd
2/15	Wyatt Danilowicz	Michigan State	5th
2/17	Peter Michael	Xavier	1st
2/17	Colton Hartman	Xavier	8th
2/25	Peter Michael	Eastern Kentucky	1st
2/28	Wyatt Danilowicz	Central Michigan	3rd
4/25	Aaron Danilowicz	Clemson	9th
5/5	Colton Hartman	Vanderbilt	2nd
5/8	Ethan Eberle	Miami	1st

COME-FROM-BEHIND VICTORIES (16)

Date	Opponent	Latest Deficit	Largest Deficit	Final
2/20	Nebraska	2-0 (6th)	2-0 (6th)	4-2
2/25	EKU	4-3 (3rd)	4-3 (3rd)	6-5
2/28	Central Michigan	8-5 (8th)	8-5 (8th)	9-8
3/1	Central Michigan	4-3 (5th)	4-2 (4th)	7-5
3/10	Marshall	3-0 (2nd)	3-0 (2nd)	16-5
3/11	Marshall	2-1 (2nd)	2-1 (2nd)	18-8
3/14	Notre Dame	7-5 (8th)	4-1 (4th)	8-7
3/15	Notre Dame	9-7 (4th)	9-7 (4th)	21-12
3/31	EKU	4-3 (3rd)	4-3 (3rd)	17-7
4/4	Duke	1-0 (3rd)	1-0 (3rd)	9-4
4/19	Cal	4-2 (5th)	4-0 (1st)	8-5
4/21	Kentucky	5-4 (3rd)	5-3 (3rd)	14-10
4/24	Clemson	1-0 (1st)	1-0 (1st)	13-10
4/25	Clemson	3-1 (4th)	3-0 (1st)	11-6
5/8	Miami	6-5 (8th)	2-0 (4th)	16-9
5/12	Bellarmine	6-2 (3rd)	6-0 (2nd)	14-7

LAST AT BAT WINS (4)

Date/Opponent	Score	Game-Winning Play
2/28 - Central Michigan	9-8	Crain walk-off single in 9th
3/14 - Notre Dame	8-7	Davis RBI single in 8th
4/25 - Clemson	11-6	Rose RBI single in 8th
5/8 - Miami	16-9	Rose two-run double in 11th

WALK-OFF WINS (2)

Date/Opponent	Score	Game-Winning Play
2/28 - Central Michigan	9-8	Crain walk-off single in 9th
4/26 - Clemson	7-5	Nugent walk-off homer in 10th

DAN McDONNELL RADIO SHOW

The Dan McDonnell Radio Show returns to the airwaves for its third season in the spring of 2026 with 10 shows set to be broadcast live on 93.9 The Ville and 970 WGTK throughout the season.

The show will run from 6-7 p.m. ET. Presented by Roosters, the shows will originate from their Middletown location at 10430 Shelbyville Rd.

Monday, February 23	Monday, April 13
Monday, March 2	Monday, April 20
Monday, March 9	Monday, April 27
Monday, March 23	Monday, May 4
Monday, April 6	Monday, May 11

LOUISVILLE BASEBALL

ACC STANDINGS

	Conference				Overall				Home	Away	Neutral
	W	L	T	Pct	W	L	T	Pct			
Georgia Tech	25	5	0	.833	45	9	0	.833	30-4	14-5	1-0
North Carolina	22	8	0	.733	43	10	1	.806	28-6-1	14-3	1-1
Florida State	19	11	0	.633	38	16	0	.704	27-4	10-9	1-3
Boston College	18	12	0	.562	36	20	0	.643	19-7	13-10	4-3
Wake Forest	16	14	0	.533	38	18	0	.679	25-5	9-11	4-2
Miami	16	14	0	.533	36	17	0	.679	25-9	11-8	0-0
Virginia Tech	15	15	0	.500	29	23	0	.558	19-9	10-11	0-3
Virginia	14	16	0	.467	35	20	0	.636	23-9	9-11	3-0
NC State	14	16	0	.467	32	21	0	.604	24-10	6-11	2-0
Notre Dame	13	17	0	.433	30	21	0	.588	16-8	10-11	4-2
Louisville	13	17	0	.433	30	26	0	.536	24-10	5-14	1-2
Stanford	13	17	0	.433	27	25	0	.519	19-13	6-10	2-2
Cal	12	18	0	.400	29	25	0	.537	15-14	14-11	0-0
Pitt	11	19	0	.367	30	23	0	.566	16-10	10-12	4-1
Clemson	10	20	0	.333	31	25	0	.554	20-10	9-13	2-2
Duke	10	20	0	.333	25	30	0	.455	21-12	4-18	0-0

ALL-ACC TEAMS

PLAYER OF THE YEAR

Tague Davis, LOU, 1B

PITCHER OF THE YEAR

Wes Mendes, FSU, SP

FRESHMAN OF THE YEAR

Caden Glauber, UNC, RP

DEFENSIVE PLAYER OF THE YEAR

Vahn Lackey, GT, C

COACH OF THE YEAR

James Ramsey, GT

FIRST TEAM

Wes Mendes, SP, FSU
 Jarren Advincula, 2B, GT
 Drew Burress, OF, GT
 Carson Kerce, SS, GT
 Vahn Lackey, C, GT
 Ryan Zuckerman, 3B, GT
 Tague Davis, 1B, LOU
 Zion Rose, OF, LOU
 Owen Hull, OF, UNC
 Jason DeCaro, SP, UNC
 Caden Glauber, RP, UNC
 Jake Schaffner, SS, UNC
 Jack Radel, SP, ND
 Bino Watters, DH/UT, ND
 Lorenzo Carrier, OF, PITT
 Chris Levonas, SP, WF

SECOND TEAM

Gavin Eddy, SP, CAL
 Jacob Jarrell, DH/UT, CLEM
 Tate McKee, SP, GT
 Daniel Cuvet, 3B, MIA
 Rob Evans, SP, MIA
 Alex Sosa, C, MIA
 Derek Williams, OF, MIA
 Walker McDuffie, RP, UNC
 Rett Johnson, OF, NCST
 Luke Nixon, 2B, NCST
 Mark Quatrani, C, ND
 Caden Dulin, SS, PITT
 Teddy Tokheim, OF, STAN
 AJ Gracia, OF, UVA
 Brett Renfrow, SP, VT
 Kade Lewis, 1B, WF

THIRD TEAM

A.J. Colarusso, SP, BC
 Nick Wang, 1B, BC
 Nate Savoie, OF, CLEM
 John Abraham, RP, FSU
 Trey Beard, SP, FSU
 Brayden Dowd, OF, FSU
 Bayram Hot, 3B, LOU
 Gavin Gallaher, 2B, UNC
 Ryan Lynch, SP, UNC
 Macon Winslow, C, UNC
 Ty Head, OF, NCST
 Sherman Johnson, 3B, NCST
 Eric Becker, SS, UVA
 Luke Costello, OF, WF
 Dalton Wentz, 3B, WF
 Javar Williams, OF, WF

ALL-FRESHMAN TEAM

Luke Gallo, 3B, BC
 Jett Kenady, SS, CAL
 Brendon Bennett, RP, CLEM
 Danny Nelson, RP, CLEM
 John Stuetzer, OF, FSU
 Griffin Crain, OF, LOU
 Alonzo Alvarez, DH/UT, MIA
 Caden Glauber, RP, UNC
 Rett Johnson, OF, NCST
 Teddy Tokheim, OF, STAN
 Ethan Ball, 2B, VT
 Evan Jones, RP, WF

NATIONAL RANKINGS

BASEBALL AMERICA

- UCLA
- Georgia Tech
- North Carolina
- Georgia
- Texas
- Auburn
- Oregon State
- Southern Miss
- Florida
- Arkansas
- Florida State
- West Virginia
- Kansas
- Alabama
- Mississippi State
- Cincinnati
- Oregon
- Oklahoma State
- Tennessee
- Nebraska
- USC
- UC Santa Barbara
- Arizona State
- Ole Miss

D1 BASEBALL

- UCLA
- North Carolina
- Georgia Tech
- Georgia
- Texas
- Auburn
- Oregon State
- Southern Miss
- West Virginia
- Texas A&M
- Florida State
- Arkansas
- Kansas
- Oregon
- Alabama
- Mississippi State
- Ole Miss
- Florida
- Oklahoma State
- Nebraska
- Arizona State
- Cincinnati
- Tennessee
- Coastal Carolina
- USC

NCBWA

- UCLA
- Georgia Tech
- North Carolina
- Georgia
- Texas
- Oregon State
- Auburn
- Southern Miss
- West Virginia
- Florida State
- Texas A&M
- Oregon
- Arkansas
- Kansas
- Alabama
- Mississippi State
- Florida
- USC
- Nebraska
- Oklahoma State
- Ole Miss
- Coastal Carolina
- Arizona State
- Tennessee
- Jacksonville State

PERFECT GAME

- UCLA
- North Carolina
- Georgia Tech
- Georgia
- Texas
- West Virginia
- Florida State
- Auburn
- Oregon State
- Southern Miss
- Oregon
- Texas A&M
- Alabama
- Florida
- Nebraska
- Kansas
- Arkansas
- Mississippi State
- USC
- Cincinnati
- Oklahoma State
- Coastal Carolina
- Mercer
- Arizona State
- Tennessee

USA TODAY COACHES

- UCLA
- North Carolina
- Georgia Tech
- Georgia
- Texas
- Auburn
- Oregon State
- Florida State
- Texas A&M
- Southern Miss
- West Virginia
- Oregon
- Arkansas
- Mississippi State
- Alabama
- Kansas
- Florida
- Nebraska
- Kansas
- Florida
- Nebraska
- USC
- Ole Miss
- Oklahoma State
- Coastal Carolina
- Tennessee

ACC PRESEASON POLL

- Georgia Tech (7) 237
- North Carolina (6) 236
- Florida State (1) 221
- Louisville** 196
- Clemson (2) 185
- NC State 169
- Virginia 165
- Miami 159
- Wake Forest 145
- Stanford 99
- Virginia Tech 89
- Notre Dame 87
- Duke 67
- Pitt 45
- Cal 41
- Boston College 35

ACC WEEKLY AWARDS

Player of the Week

- Feb. 16 Derek Williams, Miami
 Feb. 23 Dylan Dubovik, Miami
 Mar. 2 Cider Canon, Duke
 Mar. 9 Lorenzo Carrier, Pitt
 Mar. 16 Vahn Lackey, Georgia Tech
 Mar. 23 Myles Bailey, Florida State
 Mar. 30 Caden Dulin, Duke
 Teddy Tokheim, Stanford
 Apr. 6 Jake Ogden, Miami
 Apr. 13 Carson Kerce, Georgia Tech
 Apr. 20 Kade Lewis, Wake Forest
 Apr. 27 Drew Burress, Georgia Tech
 May 4 Mark Quatrani, Notre Dame
 May 11 Alex Sosa, Miami
 May 18 Vahn Lackey, Georgia Tech

Pitcher of the Week

- Feb. 16 **Wyatt Danilowicz, Louisville**
 Feb. 23 Jack Radel, Notre Dame
 Mar. 2 Michael Sharman, Clemson
 Mar. 9 Blake Morningstar, Wake Forest
 Mar. 16 Trey Beard, Florida State
 Mar. 23 Jack Radel, Notre Dame
 Mar. 30 Wes Mendes, Florida State
 Apr. 6 Bryson Moore, Florida State
 Apr. 13 Caden Galuber, North Carolina
 Apr. 20 Michael Sharman, Clemson
 Apr. 27 Brett Renfrow, Virginia Tech
 May 4 Wes Mendes, Florida State
 May 11 Gavin Eddy, Cal
 May 18 Tate McKee, Georgia Tech

CARDS IN THE POLLS

	BA	D1	BW	PG	CP
Preseason	18	8	10	16	11
Feb. 16	--	15	21	23	np
Feb. 23	--	--	RV	--	RV
Mar. 2	--	--	RV	--	RV
Mar. 9	--	--	RV	--	RV
Mar. 16	--	--	RV	--	RV
Mar. 23	--	--	RV	--	RV
Mar. 30	--	--	RV	--	RV
Apr. 6	--	--	RV	--	--
Apr. 13	--	--	--	--	--
Apr. 20	--	--	--	--	--
Apr. 27	--	--	--	--	--
May 4	--	--	--	--	--
May 11	--	--	--	--	--
May 18	--	--	--	--	--
May 25					
Final					

BA: Baseball America; BW: National Collegiate Baseball Writer's Association; CP: USA Today Coaches' Poll; D1: D1Baseball.com; PG: Perfect Game

SITUATIONAL HITTING

■ RUNNERS ON BASE

Player	Avg	AB	H	RBI	2B	3B	HR	TB	SLG%	BB	HBP	SO	OB%	SH	SF
Zion Rose	.443	61	27	41	7	1	3	45	.738	9	4	4	.513	0	4
Griffin Crain	.408	98	40	47	12	1	2	60	.612	17	7	11	.504	3	5
Tague Davis	.364	118	43	81	5	1	19	107	.907	25	0	33	.466	0	3
Drew Freeman	.333	6	2	3	1	0	1	6	1.000	0	0	1	.333	0	0
Bayram Hot	.330	109	36	37	9	0	6	63	.578	15	8	23	.444	5	1
Lucas Moore	.324	102	33	33	4	2	2	47	.461	26	7	16	.485	3	1
Alex Alicea	.312	77	24	23	3	2	1	34	.442	7	1	12	.372	5	1
Collin Mowry	.286	7	2	0	0	0	0	2	.286	2	0	2	.444	0	0
Ben Slanker	.282	85	24	43	5	1	7	52	.612	18	1	16	.406	1	2
Jimmy Nugent	.271	85	23	32	7	0	4	42	.494	14	5	25	.396	0	2
Kade Elam	.241	116	28	32	4	0	4	44	.379	9	2	24	.298	1	4
Zach Davis	.227	22	5	7	1	0	0	6	.273	4	2	4	.379	4	1
Jax Hisle	.209	43	9	8	3	1	0	14	.326	7	3	15	.358	0	0
AJ Martin	.200	5	1	1	0	0	0	1	.200	1	0	0	.333	0	0
George Baker	.194	36	7	8	0	0	1	10	.278	4	3	13	.326	0	0
Kyle Campbell	.194	36	7	6	0	0	0	7	.194	7	2	10	.356	1	0
Kade Elam	.000	2	0	0	0	0	0	0	.000	0	0	1	.000	0	0
Totals	.309	1008	311	402	61	9	50	540	.536	165	45	210	.419	23	24

■ RUNNERS IN SCORING POSITION

Player	Avg	AB	H	RBI	2B	3B	HR	TB	SLG%	BB	HBP	SO	OB%	SH	SF
Zion Rose	.489	47	23	40	5	0	3	37	.787	7	2	4	.533	0	4
Griffin Crain	.438	73	32	43	11	1	0	45	.616	12	4	7	.511	2	5
Tague Davis	.386	83	32	67	5	1	12	75	.904	23	0	23	.505	0	3
Lucas Moore	.356	73	26	33	4	2	2	40	.548	23	5	13	.529	1	1
Ben Slanker	.269	67	18	41	3	0	7	42	.627	11	0	15	.363	1	2
Zach Davis	.267	15	4	7	1	0	0	5	.333	3	2	4	.429	2	1
Alex Alicea	.260	50	13	22	2	2	1	22	.440	4	1	8	.321	4	1
Bayram Hot	.260	77	20	28	6	0	2	32	.416	11	4	17	.376	3	1
Kade Elam	.253	75	19	30	2	0	3	30	.400	9	2	15	.333	0	4
Jimmy Nugent	.250	52	13	26	7	0	1	23	.442	10	3	20	.388	0	2
AJ Martin	.250	4	1	1	0	0	0	1	.250	1	0	0	.400	0	0
Drew Freeman	.250	4	1	2	0	0	1	4	1.000	0	0	1	.250	0	0
George Baker	.192	26	5	8	0	0	1	8	.308	2	2	10	.300	0	0
Jax Hisle	.172	29	5	7	1	0	0	6	.207	5	1	12	.314	0	0
Kyle Campbell	.095	21	2	6	0	0	0	2	.095	5	1	7	.296	0	0
Collin Mowry	.000	4	0	0	0	0	0	0	.000	1	0	2	.200	0	0
Kade Elam	.000	2	0	0	0	0	0	0	.000	0	0	1	.000	0	0
Totals	.305	702	214	361	47	6	33	372	.530	127	27	159	.418	13	24

■ BASES LOADED

Player	Avg	AB	H	RBI	2B	3B	HR	TB	SLG%	BB	HBP	SO	OB%	SH	SF
Lucas Moore	.750	4	3	7	0	0	0	3	.750	2	0	1	.833	0	0
Zion Rose	.667	6	4	10	1	0	0	5	.833	1	1	1	.667	0	1
Tague Davis	.583	12	7	17	1	0	1	11	.917	1	0	2	.615	0	0
Zach Davis	.500	4	2	3	0	0	0	2	.500	0	0	0	.500	0	0
George Baker	.500	2	1	1	0	0	0	1	.500	0	0	0	.500	0	0
Ben Slanker	.400	15	6	20	1	0	3	16	1.067	0	0	3	.375	0	1
Griffin Crain	.375	8	3	7	1	0	0	4	.500	2	0	0	.500	0	0
Alex Alicea	.250	4	1	3	0	0	0	1	.250	0	0	1	.250	0	0
Bayram Hot	.188	16	3	12	2	0	0	5	.313	2	0	2	.278	0	0
Jimmy Nugent	.167	6	1	10	0	0	1	4	.667	3	0	2	.400	0	1
Kade Elam	.000	10	0	3	0	0	0	0	.000	1	0	2	.091	0	0
Kyle Campbell	.000	6	0	3	0	0	0	0	.000	0	1	0	.143	0	0
Jax Hisle	.000	3	0	3	0	0	0	0	.000	1	1	0	.400	0	0
Collin Mowry	.000	1	0	0	0	0	0	0	.000	0	0	0	.000	0	0
Totals	.320	97	31	99	6	0	5	52	.536	13	3	14	.405	0	3

■ PINCH HITTING

Player	Avg	AB	H	RBI	2B	3B	HR	TB	SLG%	BB	HBP	SO	OB%	SH	SF
Collin Mowry	.500	4	2	0	1	0	0	3	.750	0	0	0	.500	0	0
Kyle Campbell	.500	2	1	0	0	0	0	1	.500	1	0	0	.667	0	0
Zach Davis	.500	2	1	0	0	0	0	1	.500	0	0	1	.500	1	0
Ben Slanker	.333	9	3	3	1	0	0	4	.444	0	0	2	.333	0	0
Drew Freeman	.333	3	1	0	0	0	0	1	.333	1	0	1	.500	0	0
Jax Hisle	.250	4	1	0	0	0	0	1	.250	1	0	1	.400	0	0
George Baker	.167	6	1	1	0	0	0	1	.167	1	0	2	.286	0	0
AJ Martin	.000	3	0	0	0	0	0	0	.000	1	0	1	.250	0	0
Griffin Crain	.000	2	0	0	0	0	0	0	.000	0	0	0	.000	0	0
Kade Elam	.000	1	0	0	0	0	0	0	.000	0	0	0	.000	0	0
Zion Rose	.000	0	0	0	0	0	0	0	.000	0	0	0	.000	0	0
Totals	.278	36	10	4	2	0	0	12	.333	5	0	8	.366	1	0

CAREER IN ACC CHAMPIONSHIP

Player	Avg	AB	R	H	2B	3B	HR	RBI	TB	SLG%	BB	HBP	SO	OB%	SF
Alex Alicea	.000	3	0	0	0	0	0	0	0	.000	0	0	2	.000	0
Tague Davis	.400	5	2	2	1	0	0	0	3	.600	0	0	1	.400	1
Bayram Hot	.400	5	1	2	0	0	0	2	2	.400	0	0	0	.400	0
Lucas Moore	.250	4	2	1	0	0	0	1	1	.250	0	1	1	.400	0
Collin Mowry	.000	1	0	0	0	0	0	0	0	.000	0	0	0	.000	0
Zion Rose	.286	14	2	4	1	0	1	2	8	.571	0	0	1	.286	0

Pitcher	ERA	W	L	App	GS	SV	IP	H	R	ER	BB	SO	B/Avg	WP	HBP
Wyatt Danilowicz	10.12	0	0	1	0	0	2.2	3	2	3	1	2	0.200	0	1
Ethan Eberle	9.00	0	0	1	0	0	2.0	3	3	2	3	3	.333	0	0
TJ Schlageter	81.00	0	0	1	1	0	0.1	1	3	3	3	3	0.500	0	0
Jake Schweitzer	0.00	0	0	1	0	0	1.2	0	1	0	3	0	.000	0	0
Ty Starke	13.50	0	0	1	0	0	0.2	1	1	1	0	1	.333	0	0

TEAM COMPARISON

LOUISVILLE		PITT
.310	BA	.305
1924	AB	1750
480	R	453
596	H	533
111	2B	89
13	3B	12
88	HR	102
440	RBI	422
.518	SLG%	.544
300	BB	368
80	HBP	61
445	SO	386
.419	OB%	.436
127-154	SB-ATT	47-57
6.65	ERA	6.31
9	SV	7
306	BB	215
472	K	401
.292	BAA	.287
.975	FLD%	.971
51	E	53

McDONNELL LOUISVILLE COACHING TREE

COLLEGE	
Skylar Meade UofL Player (2003-07) Troy Head Coach	Jimmy Belanger UofL Player (2007-08) Clemson Asst. Coach
Nick Bennett UofL Player (2017-19) Kent State Dir. of Pitching Dev.	Kyle Cheesbrough UofL Player (08-09) Coach (12-14) Houston Asst. Coach
Chris Dominguez UofL Player (2006-09) Miami Asst. Coach	Justin Haywood UofL Player (2008-10) Lincoln Memorial Head Coach
Dylan Hoy UofL Player (2024) Army Asst. Coach	Zeke Pinkham UofL Player (2016-19) Kent State Asst. Coach
Kade McClure UofL Player (2015-17) Mercer Asst. Coach	
PROFESSIONAL	
Chris Cates UofL Player (2004-07) Tampa Bay Rays BP Assistant	Aaron Gershenfeld UofL Player (2013-14) New York Yankees Defensive Coordinator
Grant Kay UofL Player (2014) Columbus Clingstones (AA) Hitting Coach	Dean Kiekhefer UofL Player (2008-10) St. Louis Cardinals Pitching Strategist
Corey Ray UofL Player (2014-16) Washington Nationals First Base Coach	Anthony Silkwood UofL Player (2021) Arkansas Naturals (AA) Asst. Pitching Coach
Zak Wasserman UofL Player (2010-13) Tampa Tarpons (A) Manager	

MCDONNELL'S ALL-AMERICANS

In Dan McDonnell's previous 19 seasons as head coach, Louisville produced 42 All-Americans, after having just four prior to McDonnell's arrival.

2025

- » Lucas Moore (D1Baseball Second Team)

2022

- » Dalton Rushing (Collegiate Baseball Newspaper Second Team, ABCA Third Team, NCBWA Third Team)

2021

- » Henry Davis (ABCA First Team, Baseball America First Team, Collegiate Baseball Newspaper Second Team, D1Baseball Second Team, NCBWA Second Team, Perfect Game Second Team)

2020

- » Reid Detmers (Collegiate Baseball Newspaper First Team)

2019

- » Reid Detmers (ABCA First Team, D1Baseball First Team, NCBWA First Team, Perfect Game First Team, College Baseball Foundation Second Team, Collegiate Baseball Newspaper Second Team)

2018

- » Josh Stowers (D1Baseball Third Team, NCBWA Third Team)
- » Adam Wolf (NCBWA Second Team, Baseball America Third Team, Perfect Game Honorable Mention)
- » Logan Wyatt (Collegiate Baseball Newspaper Third Team)

2017

- » Sam Bordner (NCBWA Third Team)
- » Drew Ellis (ABCA First Team, Collegiate Baseball Newspaper First Team, D1Baseball First Team, Perfect Game First Team, Baseball America Second Team, NCBWA Second Team)
- » Devin Hairston (ABCA Third Team, ABCA Gold Glove Team)
- » Lincoln Henzman (Collegiate Baseball Newspaper First Team, NCBWA First Team, ABCA Second Team, Baseball America Second Team, Perfect Game Second Team, D1Baseball Third Team)
- » Brendan McKay (ABCA First Team, Baseball America First Team, Collegiate Baseball Newspaper First Team, D1Baseball First Team, NCBWA First Team, Perfect Game First Team)

2016

- » Zack Burdi (NCBWA First Team, Louisville Slugger Second Team)
- » Devin Hairston (ABCA Third Team)
- » Drew Harrington (Louisville Slugger First Team, NCBWA First Team, D1Baseball Second Team, Perfect Game Second Team)
- » Kade McClure (NCBWA First Team, Perfect Game Third Team)
- » Brendan McKay (ABCA First Team, Baseball America First Team, D1Baseball First Team, NCBWA First Team, Perfect Game Second Team, Louisville Slugger Third Team)
- » Corey Ray (ABCA First Team, D1Baseball First Team, NCBWA First Team, Perfect Game First Team, Baseball America Second Team, Louisville Slugger Second Team)
- » Nick Solak (D1Baseball Second Team, NCBWA Second Team, Perfect Game Second Team, Baseball America Third Team)

2015

- » Zack Burdi (Louisville Slugger Third Team)
- » Kyle Funkhouser (Louisville Slugger Third Team)
- » Brendan McKay (Baseball America First Team, D1Baseball First Team, NCBWA First Team, Perfect Game First Team)
- » Corey Ray (Baseball America Second Team, NCBWA Second Team, D1Baseball Third Team)

2014

- » Nick Burdi (Louisville Slugger First Team, NCBWA First Team, Perfect Game First Team, ABCA First Team)
- » Kyle Funkhouser (ABCA First Team, Louisville Slugger Second Team, NCBWA Second Team, Baseball America Third Team, Perfect Game Third Team)
- » Jeff Gardner (Louisville Slugger Second Team, NCBWA Second Team, ABCA Third Team)

2013

- » Nick Burdi (Perfect Game First Team, NCBWA Second Team)
- » Jeff Thompson (Louisville Slugger Second Team, Perfect Game Third Team, NCBWA Third Team)

2012

- » Justin Amlung (Louisville Slugger Third Team)

2010

- » Neil Holland (NCBWA First Team, Baseball America Third Team, Louisville Slugger Third Team)
- » Thomas Royce (Louisville Slugger Third Team)
- » Ryan Wright (Baseball America Second Team)
- » Phil Wunderlich (Baseball America Third Team, Louisville Slugger Third Team)

2009

- » Chris Dominguez (Baseball America First Team, Louisville Slugger First Team, Ping! Baseball First Team, ABCA Third Team)
- » Justin Marks (Louisville Slugger Second Team, Ping! Baseball Second Team, Baseball America Third Team, ABCA Third Team)
- » Phil Wunderlich (NCBWA Second Team)

2008

- » Chris Dominguez (NCBWA Third Team, Louisville Slugger Third Team, Baseball America Third Team)
- » Justin Marks (PING! Baseball Second Team)
- » Justin McClanahan (PING! Baseball Third Team)

2007

- » Logan Johnson (Louisville Slugger Third Team)
- » Boomer Whiting (Louisville Slugger Third Team, Baseball America Third Team)

#PROCARDS



(as of May 5, 2026)

MLB [6]

Player	Current Team	Organization
Henry Davis	Pittsburgh Pirates	Pittsburgh Pirates
Reid Detmers	Los Angeles Angels	Los Angeles Angels
Bryan Hoeing	San Diego Padres	San Diego Padres
Bobby Miller	Los Angeles Dodgers	Los Angeles Dodgers
Dalton Rushing	Los Angeles Dodgers	Los Angeles Dodgers
Will Smith	Los Angeles Dodgers	Los Angeles Dodgers

AAA [6]

Player	Current Team	Organization
Cooper Bowman	Durham Bulls	Tampa Bay Rays
Nick Burdi	Syracuse Mets	New York Mets
Tyler Fitzgerald	Oklahoma City Comets	Los Angeles Dodgers
Kyle Funkhouser	Round Rock Express	Texas Rangers
Tate Kuehner	Nashville Sounds	Milwaukee Brewers
Nick Solak	El Paso Chihuahuas	San Diego Padres

AA [7]

Player	Current Team	Organization
Alex Binelas	Reading Fightin Phils	Philadelphia Phillies
Sebastian Gongora	Chesapeake Baysox	Baltimore Orioles
Ryan Hawks	Arkansas Travelers	Seattle Mariners
Christian Knapczyk	Akron RubberDucks	Cleveland Guardians
Jack Payton	Richmond Flying Squirrels	San Francisco Giants
Michael Prosecky	Hartford Yard Goats	Colorado Rockies
Jake Snider	Round Rock Express	Texas Rangers

High-A [5]

Player	Current Team	Organization
Tucker Biven	Wilmington Blue Rocks	Washington Nationals
Kaleb Corbett	Bowling Green Hot Rods	Tampa Bay Rays
Patrick Forbes	Hillsboro Hops	Arizona Diamondbacks
Ryan McCoy	Bowling Green Hot Rods	Tampa Bay Rays
Jake Munroe	Tri-City Dust Devils	Los Angeles Angels

A [4]

Player	Current Team	Organization
JT Benson	St. Lucie Mets	New York Mets
Eddie King Jr.	Bradenton Marauders	Pittsburgh Pirates
Matt Klein	Fresno Grizzlies	Colorado Rockies
Justin West	Tampa Tarpons	New York Yankees

INDEPENDENT [10] (at end of 2025)

Player	Current Team	League
Logan Beard	Glacier Range Riders	Pioneer League
Nick Bennett	Algodoneros de Union Laguna	Mexican League
Sam Bordner	Tecos de los Dos Laredos	Mexican League
Michael McAvene	Lancaster Stormers	Atlantic League
Luke Napleton	High Point Rockers	Atlantic League
Garret Pike	Yuba-Sutter High Wheelers	Pioneer League
Josh Stowers	Charros de Jalisco	Mexican League
Riley Thompson	NC Dinos	KBO League
Evan Webster	Florence Y'alls	Frontier League
Adam Wolf	Bravos de León	Mexican League

JIM PATTERSON STADIUM



Since its opening in 2005, Jim Patterson Stadium has provided the University of Louisville baseball program with one of the great home field advantages in all of college baseball. With an initial seating capacity of 2,500 upon opening, the ballpark underwent an expansion project prior to the 2013 season increasing capacity to more than 4,000 and maintaining Jim Patterson Stadium as one of the elite facilities in the nation.

Spearheaded by the leadership gift of Mr. and Mrs. Jim Patterson, the privately funded expansion of Jim Patterson Stadium was a \$4 million facility development plan which featured the addition of 1,500 chair back seats, a 6,400 sq. ft. terrace directly accessible above the chair back seats and a two-tiered ground level terrace extending from the first and third base dugouts. The project also included an expanded press box, which doubled the previous space used to facilitate media and hospitality, and a visiting team locker room behind the third base dugout.

The expansion doubled the number of chair back seats taking the total to 3,000 while the overall capacity of more than 4,000 places Jim Patterson Stadium among the Top 30 of university controlled collegiate ballparks in the nation. The increased seating enables Louisville to host NCAA Regional and Super Regional games without the additional expense of temporary bleacher rentals. Since opening, Jim Patterson Stadium has hosted nine NCAA Regionals (2009, 2010, 2013, 2014, 2015, 2016, 2017, 2019, 2022) and seven NCAA Super Regionals (2007, 2014, 2015, 2016, 2017, 2019, 2025).

After starting construction in August of 2004, the University of Louisville unveiled Jim Patterson Stadium, located at the corner of Central Avenue and Third Street, on Friday, April 15, 2005, when the Cardinals battled East Carolina in front of a then-school record crowd of 3,213.

Along with the 3,000 chairback seats, Jim Patterson Stadium has a tiered, turf berm in left field. The press box features an expanded television suite, two radio booths, game operations booth, an expanded seating area for non-broadcast media, an AD suite and a development suite. The ballpark measures 330 feet down the lines, 375 to the power alleys and 402 to straightaway center. Prior to the 2015 season, the University of Louisville partnered with ANC Sports for the installation of a new LED video board in right-centerfield at Jim Patterson Stadium. The all-digital surface more than quadrupled the size of the previous video space and measures 36-feet wide and 23-feet tall.

The playing surface is FieldTurf, same as the Tampa Bay Rays' Tropicana Field, as well as Louisville's Papa John's Cardinal Stadium. The playing field was completely resurfaced in the summer of 2013 providing the Cardinals with one of the nation's best surfaces. The exterior of the ballpark has elements that mirror UofL's nearby football facility.

The first eight feet of the roof supports are constructed with green brick from the left field wall at historic Parkway Field, and infield dirt was taken from Parkway and placed in the batters box as a tribute to a facility that has seen the likes of Babe Ruth, Lou Gehrig, Honus Wagner, Grover Cleveland Alexander, Satchel Paige, Pee Wee Reese and Jackie Robinson among others.

In January of 2007, crews converted the home plate area from dirt into a field turf surface complete with permanent batters boxes. The only dirt on the field is on the pitcher's mound. The 2008 off-season included a complete reconstruction of the left field berm, with terracing giving the fans a place for a lawn chair or blanket. Children of all ages can enjoy the playground beyond the fence in centerfield.

Prior to the 2023 season, enhancements were done to the entrance and concourse of the stadium. A new entry gate featuring six new columns with arched entry ways was built in addition to the third base concourse being widened to provide additional space for concessions while improving the flow of patrons.

The adjacent building along the first base side of the ballpark houses the baseball offices along with The Henry Davis Locker Room, which officially opened in Spring of 2024. Behind a lead gift from the former No. 1 overall pick, the locker room features state-of-the-art lockers for each player, upgraded bathroom and shower facilities and even includes a barber shop. The building is also home to a weight room and training room – newly updated in 2024, a players' lounge, theatre style team-meeting room, equipment room and laundry facilities.

The Cardinals have won more than 77 percent of their games at Jim Patterson Stadium since opening the gates during the 2005 season. Of the 16 NCAA postseason rounds contested at Jim Patterson Stadium, the Louisville baseball program has advanced through 13 of those, including winning the 2025 NCAA Super Regional to clinch the program's sixth College World Series appearance. In NCAA Championship games at Jim Patterson Stadium, the Cardinals have produced a 39-11 record overall.

Louisville Baseball at Home in 2026

- Record: 24-10 | Average Home Attendance: 2,028 (34 games)

Top 5 Home Crowds in Louisville Baseball History

(All Games at Jim Patterson Stadium)

1. 6,237 June 10, 2017 vs. Kentucky (W, 6-2, NCAA Super Regional)
2. 6,235 June 9, 2017 vs. Kentucky (W, 5-2, NCAA Super Regional)
3. 6,210 April 4, 2017 vs. #8 Kentucky (W, 5-3, Regular Season)
4. 6,138 May 8, 2015 vs. #7 Florida State (L, 13-4, Regular Season)
5. 6,066 June 7, 2025 vs. Miami (L, 6-9, Super Regional)

STADIUM RECORDS

YEAR-BY-YEAR RECORDS AT JIM PATTERSON STADIUM

2026.....	24-10	2015.....	29-8
2025.....	29-8	2014.....	34-7
2024.....	25-10	2013.....	34-5
2023.....	23-10	2012.....	25-8
2022.....	33-7	2011.....	17-13
2021.....	19-9	2010.....	29-6
2020.....	10-1	2009.....	29-7
2019.....	33-8	2008.....	25-10
2018.....	25-10	2007.....	25-8
2017.....	34-4	2006.....	21-12
2016.....	36-3	2005.....	9-6
Total 568-170 (.770)			

JIM PATTERSON STADIUM RECORDS

Louisville Team Game Highs - Batting

Runs Scored.....	32	vs. Alabama A&M (04-26-19)
Hits.....	28	vs. Alabama A&M (04-26-19)
Doubles.....	11	vs. Alabama A&M (04-26-19)
Triples.....	4	vs. Western Kentucky (03-23-21)
Home Runs.....	8	vs. Marshall (04-03-07)
Stolen Bases.....	14	vs. Florida State (04-27-25)

Louisville Team Game Highs - Fielding

Assists.....	22	vs. WKU (4-12-16)
DPs Turned.....	4	Multiple times

Louisville Team Game Highs - Pitching

Innings Pitched.....	14	vs. North Carolina (04-10-22)
Strikeouts.....	22	vs. Alabama (03-08-13)
		vs. Valparaiso (02-21-20)

Louisville Individual Game Highs - Batting

Runs Scored.....	5	Griffin Crain vs. Notre Dame (03-15-26)
		Alex Binelas vs. Alabama A&M (04-26-19)
		Devin Mann vs. Cincinnati (05-09-18)
		Adam Duvall vs. Ohio State (05-05-09)
Hits.....	5	Ben Bianco vs. Dartmouth (02-27-22)
		Alex Binelas vs. Alabama A&M (04-26-19)
		Nick Ratajczak vs. Ohio State (03-20-12)
		Andrew Clark vs. Villanova (04-01-10)
		Boomer Whiting vs. Pittsburgh (04-05-07)
RBI's.....	9	Chris Dominguez vs. Milwaukee (03-06-09)
Doubles.....	4	Adam Duvall vs. Evansville (03-03-10)
Triples.....	2	JT Benson vs. Dayton (03-12-23)
		Alex Binelas vs. Western Kentucky (03-23-19)
		Ty Young vs. Notre Dame (03-28-13)
Home Runs.....	3	Luke Napleton vs. Virginia Tech (03-15-24)
		Chris Dominguez vs. Milwaukee (03-06-09)
		Adam Duvall vs. Notre Dame (04-26-09)
Stolen Bases.....	5	Levi Usher vs. Murray State (03-09-21)

Louisville Individual Game Highs - Fielding

Assists.....	10	Zach Lucas vs. Indiana (05-13-14)
--------------	----	-----------------------------------

Louisville Individual Game Highs - Pitching

Innings Pitched.....	9.0	B.J. Rosenberg vs. Ball State (03-19-06)
		B.J. Rosenberg vs. Connecticut (04-01-06)
		Dean Kiekhefer vs. Villanova (04-02-10)
		Kyle Funkhouser vs. Bethune-Cookman (04-24-15)
Strikeouts.....	16	Reid Detmers vs. Georgia Tech (03-22-19)

Opponent Team Game Highs - Batting

Runs Scored.....	21	Virginia (04-12-24)
Hits.....	22	Ole Miss (03-14-12)
Doubles.....	6	North Carolina (04-08-22)
		Rutgers (05-17-08)
Triples.....	3	Marshall (04-09-08)
Home Runs.....	6	Virginia (04-14-24)
Stolen Bases.....	5	Clemson (05-01-22)
		Evansville (05-15-07)

Opponent Team Game Highs - Fielding

Assists.....	21	Alabama (03-08-13)
DPs Turned.....	4	Multiple times

Opponent Team Game Highs - Pitching

Innings Pitched.....	13.1	Alabama (03-08-13)
Strikeouts.....	15	Virginia (05-19-22)

Opponent Individual Game Highs - Batting

Runs Scored.....	4	Multiple times
Hits.....	5	Ethan Anderson - Virginia (04-12-24)
		Tanner Mathis - Ole Miss (03-14-12)
		Rand Ravnas - Georgetown (05-01-11)
RBI's.....	7	Jeremy Baltz - St. John's (05-14-10)
Doubles.....	2	Multiple times
Triples.....	1	Multiple times
Home Runs.....	4	Jeremy Baltz - St. John's (05-14-10)
Stolen Bases.....	3	Dylan O'Connell - WKU (04-23-24)
		Josh Harrison - Cincinnati (04-27-08)

Opponent Individual Game Highs - Fielding

Assists.....	8	Multiple times
--------------	---	----------------

Opponent Individual Game Highs - Pitching

Innings Pitched.....	9.0	Matt Walker - Illinois State (06-01-19)
		Connor Thomas - Georgia Tech (03-23-19)
		Frank Duncan - Kansas (05-31-14)
		Dan Osterbrock - Cincinnati (04-25-08)
		Nate Reed - Pittsburgh (04-07-07)
		Danny Otero - USF (04-27-07)
		Tim Norton - Connecticut (03-31-06)
		Steve Blevins - Cincinnati (04-28-06)
		Ricky Brooks - East Carolina (04-15-05)
Strikeouts.....	11	Jamie Arnold - Florida State (04-25-25)
		David Phelps - Notre Dame (05-12-07)

All-Time No-Hitters

Louisville No-Hitters.....	0	738 Consecutive Games without No-Hitter
Opponent No-Hitters.....	0	738 Consecutive Games without No-Hitter

LOUISVILLE BASEBALL

LINEUPS BY POSITION

DATE	OPPONENT	C	1B	2B	3B	SS	LF	CF	RF	DH	RESULT	RECORD
2/13	Michigan State	Nugent (1)	T. Davis (1)	Elam (1)	Hot (1)	Alicea (1)	Crain (1)	Moore (1)	Slanker (1)	Hisle (1)	L, 3-4	0-1
2/14	Michigan State	Nugent (2)	T. Davis (2)	Elam (2)	Hot (2)	Alicea (2)	Campbell (1)	Moore (2)	Slanker (2)	Hisle (2)	L, 4-13	0-1
2/15	Michigan State	Baker (1)	T. Davis (3)	Elam (3)	Hot (3)	Alicea (3)	Hisle (1)	Moore (3)	Slanker (3)	Nugent (1)	W, 9-1	1-0
2/17	Xavier	Nugent (3)	T. Davis (4)	Elam (4)	Hot (4)	Alicea (4)	Campbell (2)	Moore (4)	Crain (1)	Hisle (3)	W, 23-11	1-0
2/20	Nebraska	Nugent (4)	T. Davis (5)	Elam (5)	Hot (5)	Alicea (5)	Crain (2)	Moore (5)	Slanker (4)	Hisle (4)	W, 4-2	1-1
2/21	Michigan	Nugent (5)	T. Davis (6)	Elam (6)	Hot (6)	Alicea (6)	Crain (3)	Moore (6)	Slanker (5)	Hisle (5)	L, 5-8	1-2
2/22	Auburn	Baker (2)	T. Davis (7)	Martin (1)	Hot (7)	Elam (1)	Crain (4)	Moore (7)	Campbell (1)	Hisle (6)	L, 6-10	0-1
2/25	Eastern Kentucky	Nugent (6)	T. Davis (8)	Martin (2)	Hot (8)	Elam (2)	Crain (5)	Moore (8)	Campbell (2)	Hisle (7)	W, 6-5	1-1
2/27	Central Michigan	Nugent (7)	T. Davis (9)	Z. Davis (1)	Hot (9)	Alicea (7)	Crain (6)	Moore (9)	Campbell (3)	Hisle (8)	W, 16-2	1-0
2/28	Central Michigan	Baker (3)	T. Davis (10)	Z. Davis (2)	Hot (10)	Alicea (8)	Hisle (2)	Moore (10)	Crain (2)	Nugent (2)	W, 9-8	1-0
3/1	Central Michigan	Nugent (8)	T. Davis (11)	Elam (7)	Hot (11)	Alicea (9)	Crain (7)	Moore (11)	Campbell (4)	Hisle (9)	W, 7-5	1-0
3/3	Morehead State	Nugent (9)	T. Davis (12)	Elam (8)	Hot (12)	Alicea (10)	Crain (8)	Moore (12)	Campbell (5)	Hisle (10)	L, 5-13	1-1
3/6	Seton Hall	Nugent (10)	T. Davis (13)	Elam (9)	Hot (13)	Alicea (11)	Crain (9)	Moore (13)	Slanker (6)	Campbell (1)	W, 16-1	1-0
3/7	Seton Hall	Baker (4)	T. Davis (14)	Elam (10)	Hot (14)	Alicea (12)	Hisle (3)	Moore (14)	Crain (3)	Nugent (3)	W, 13-3	1-0
3/8	Seton Hall	Nugent (11)	T. Davis (15)	Elam (11)	Hot (15)	Alicea (13)	Crain (10)	Moore (15)	Slanker (7)	Hisle (11)	W, 6-2	2-2
3/10	Marshall	Nugent (12)	T. Davis (16)	Elam (12)	Hot (16)	Alicea (14)	Crain (11)	Moore (16)	Slanker (8)	Rose (1)	W, 16-5	1-0
3/11	Marshall	Baker (5)	T. Davis (17)	Elam (13)	Hot (17)	Alicea (15)	Hisle (4)	Moore (17)	Slanker (9)	Rose (2)	W, 18-8	1-0
3/13	Notre Dame	Nugent (13)	T. Davis (18)	Elam (14)	Hot (18)	Alicea (16)	Crain (12)	Moore (18)	Slanker (10)	Rose (3)	L, 11-14	1-1
3/14	Notre Dame	Baker (6)	T. Davis (19)	Elam (15)	Hot (19)	Alicea (17)	Rose (1)	Moore (19)	Crain (4)	Hisle (12)	W, 8-7	1-0
3/15	Notre Dame	Nugent (14)	T. Davis (20)	Elam (16)	Hot (20)	Alicea (18)	Crain (13)	Moore (20)	Slanker (11)	Rose (4)	W, 21-12	2-1
3/18	Northern Kentucky	Nugent (15)	T. Davis (21)	Elam (17)	Hot (21)	Alicea (19)	Crain (14)	Moore (21)	Slanker (12)	Rose (5)	W, 16-1	3-1
3/20	North Carolina	Nugent (16)	T. Davis (22)	Elam (18)	Hot (22)	Alicea (20)	Rose (2)	Moore (22)	Crain (5)	Slanker (1)	L, 1-11	0-1
3/21	North Carolina	Baker (7)	T. Davis (23)	Elam (19)	Hot (23)	Alicea (21)	Crain (15)	Moore (23)	Campbell (6)	Slanker (2)	W, 2-0	1-0
3/22	North Carolina	Nugent (17)	T. Davis (24)	Elam (20)	Hot (24)	Alicea (22)	Crain (16)	Moore (24)	Campbell (7)	Hisle (13)	L, 6-7	1-2
3/24	Western Kentucky	Nugent (18)	T. Davis (25)	Elam (21)	Hot (25)	Alicea (23)	Crain (17)	Moore (25)	Slanker (13)	Hisle (14)	L, 5-10	2-3
3/27	Pitt	Baker (8)	T. Davis (26)	Elam (22)	Hot (26)	Alicea (24)	Crain (18)	Moore (26)	Campbell (8)	Slanker (3)	L, 3-4	1-1
3/28	Pitt	Nugent (19)	T. Davis (27)	Elam (23)	Hot (27)	Alicea (25)	Campbell (3)	Moore (27)	Slanker (14)	Hisle (15)	W, 8-5	1-1
3/29	Pitt	Baker (9)	T. Davis (28)	Elam (24)	Hot (28)	Alicea (26)	Crain (19)	Moore (28)	Slanker (15)	Mowry (1)	L, 7-13	0-1
3/31	Eastern Kentucky	Nugent (20)	T. Davis (29)	Elam (25)	Hot (29)	Alicea (27)	Crain (20)	Moore (29)	Campbell (9)	Slanker (4)	W, 17-7	1-0
4/2	Duke	Nugent (21)	T. Davis (30)	Elam (26)	Hot (30)	Alicea (28)	Crain (21)	Moore (30)	Slanker (16)	Rose (6)	L, 3-6	3-2
4/3	Duke	Baker (10)	T. Davis (31)	Elam (27)	Hot (31)	Z. Davis (1)	Crain (22)	Moore (31)	Slanker (17)	Rose (7)	L, 8-10	0-1
4/4	Duke	Nugent (22)	T. Davis (32)	Elam (28)	Hot (32)	Z. Davis (2)	Crain (23)	Moore (32)	Slanker (18)	Rose (8)	W, 9-4	1-0
4/7	Kentucky	Nugent (23)	T. Davis (33)	Elam (29)	Hot (33)	Z. Davis (3)	Crain (24)	Moore (33)	Campbell (10)	Rose (9)	L, 2-4	0-1
4/10	Stanford	Baker (11)	T. Davis (34)	Elam (30)	Hot (34)	Z. Davis (4)	Crain (25)	Moore (34)	Slanker (19)	Rose (10)	L, 2-12	0-2
4/11	Stanford	Nugent (24)	T. Davis (35)	Elam (31)	Hot (35)	Z. Davis (5)	Hisle (5)	Moore (35)	Crain (6)	Rose (11)	W, 10-0	1-0
4/12	Stanford	Nugent (25)	T. Davis (36)	Elam (32)	Hot (36)	Z. Davis (6)	Crain (26)	Moore (36)	Slanker (20)	Rose (12)	L, 4-6	1-1
4/14	Western Kentucky	Nugent (26)	T. Davis (37)	Elam (33)	Hot (37)	Alicea (29)	Rose (3)	Moore (37)	Crain (7)	Freeman (1)	W, 7-3	1-0
4/17	Cal	Baker (12)	T. Davis (38)	Elam (34)	Hot (38)	Alicea (30)	Slanker (1)	Moore (38)	Crain (8)	Rose (13)	L, 5-8	0-1
4/18	Cal	Nugent (27)	T. Davis (39)	Elam (35)	Hot (39)	Alicea (31)	Rose (4)	Moore (39)	Crain (9)	Slanker (5)	L, 5-6	0-2
4/19	Cal	Nugent (28)	T. Davis (40)	Elam (36)	Hot (40)	Z. Davis (7)	Rose (5)	Moore (40)	Crain (10)	Freeman (2)	W, 8-5	1-0
4/21	Kentucky	Nugent (29)	T. Davis (41)	Elam (37)	Hot (41)	Z. Davis (8)	Rose (6)	Moore (41)	Crain (11)	Slanker (6)	W, 14-10	1-0
4/24	Clemson	Baker (13)	T. Davis (42)	Elam (38)	Hot (42)	Alicea (32)	Rose (7)	Moore (42)	Slanker (21)	Nugent (4)	W, 13-10	1-0
4/25	Clemson	Nugent (30)	T. Davis (43)	Elam (39)	Hot (43)	Alicea (33)	Rose (8)	Moore (43)	Campbell (11)	Slanker (7)	W, 11-6	1-0
4/26	Clemson	Baker (14)	T. Davis (44)	Elam (40)	Hot (44)	Alicea (34)	Rose (9)	Moore (44)	Slanker (22)	Nugent (5)	W, 7-5	2-0
4/28	Indiana	Nugent (31)	T. Davis (45)	Elam (41)	Hot (45)	Alicea (35)	Rose (10)	Moore (45)	Crain (12)	Slanker (8)	L, 6-10	0-3
4/30	Wake Forest	Baker (15)	T. Davis (46)	Elam (42)	Hot (46)	Alicea (36)	Rose (11)	Moore (46)	Slanker (23)	Nugent (6)	L, 8-9	2-1
5/1	Wake Forest	Nugent (32)	T. Davis (47)	Elam (43)	Hot (47)	Z. Davis (9)	Rose (12)	Moore (47)	Crain (13)	Slanker (9)	L, 5-6	1-1
5/2	Wake Forest	Baker (16)	T. Davis (48)	Elam (44)	Hot (48)	Z. Davis (10)	Rose (13)	Moore (48)	Crain (14)	Nugent (7)	L, 5-7	0-1
5/5	Vanderbilt	Nugent (33)	T. Davis (49)	Elam (45)	Hot (49)	Z. Davis (11)	Rose (14)	Moore (49)	Crain (15)	Slanker (10)	L, 6-12	1-2
5/7	Miami	Nugent (34)	T. Davis (50)	Elam (46)	Hot (50)	Z. Davis (12)	Rose (15)	Moore (50)	Crain (16)	Slanker (11)	L, 8-13	1-3
5/8	Miami	Nugent (35)	T. Davis (51)	Elam (47)	Hot (51)	Z. Davis (13)	Rose (16)	Moore (51)	Crain (17)	Slanker (12)	W, 16-9	2-3
5/9	Miami	Baker (17)	T. Davis (52)	Elam (48)	Hot (52)	Z. Davis (14)	Rose (17)	Moore (52)	Crain (18)	Nugent (8)	L, 8-10	0-2
5/12	Bellarmine	Nugent (36)	T. Davis (53)	Elam (49)	Hot (53)	Alicea (37)	Moore (1)	Rose (1)	Crain (19)	Slanker (13)	W, 14-7	1-0
5/14	Virginia	Nugent (37)	T. Davis (54)	Elam (50)	Hot (54)	Alicea (38)	Rose (18)	Moore (53)	Crain (20)	Slanker (14)	L, 3-8	0-4
5/15	Virginia	Mowry (1)	T. Davis (55)	Elam (51)	Hot (55)	Alicea (39)	Moore (2)	Rose (2)	Crain (21)	Slanker (15)	W, 12-2	1-0
5/16	Virginia	Nugent (38)	T. Davis (56)	Elam (52)	Hot (56)	Alicea (40)	Rose (19)	Moore (54)	Crain (22)	Slanker (16)	W, 10-5	1-4

LOUISVILLE BASEBALL

LINEUPS BY ORDER

DATE	OPPONENT	1	2	3	4	5	6	7	8	9	RESULT	RECORD
2/13	Michigan State	Moore (1)	Alicea (1)	Nugent (1)	T. Davis (1)	Elam (1)	Slanker (1)	Hot (1)	Hisle (1)	Crain (1)	L, 3-4	0-1
2/14	Michigan State	Alicea (1)	Moore (1)	T. Davis (1)	Elam (1)	Slanker (1)	Nugent (1)	Hisle (1)	Hot (1)	Campbell (1)	L, 4-13	0-1
2/15	Michigan State	Alicea (2)	Moore (2)	Slanker (1)	Elam (2)	T. Davis (1)	Nugent (2)	Hisle (2)	Hot (2)	Baker (1)	W, 9-1	1-0
2/17	Xavier	Alicea (3)	Moore (3)	Elam (1)	T. Davis (2)	Hisle (1)	Nugent (3)	Crain (1)	Hot (3)	Campbell (2)	W, 23-11	1-0
2/20	Nebraska	Alicea (4)	Moore (4)	Elam (2)	T. Davis (3)	Hisle (2)	Nugent (4)	Slanker (1)	Hot (4)	Crain (2)	W, 4-2	1-0
2/21	Michigan	Alicea (5)	Moore (5)	Elam (3)	T. Davis (4)	Slanker (2)	Hisle (1)	Nugent (1)	Crain (1)	Hot (1)	L, 5-8	0-1
2/22	Auburn	Moore (2)	Campbell (1)	T. Davis (2)	Hisle (1)	Elam (2)	Crain (1)	Hot (2)	Baker (1)	Martin (1)	L, 6-10	0-1
2/25	Eastern Kentucky	Moore (3)	Campbell (2)	T. Davis (3)	Elam (3)	Hisle (3)	Hot (1)	Crain (2)	Nugent (1)	Martin (2)	W, 6-5	1-0
2/27	Central Michigan	Alicea (6)	Moore (6)	Campbell (1)	T. Davis (5)	Nugent (1)	Hisle (2)	Hot (3)	Crain (2)	Z. Davis (1)	W, 16-2	1-0
2/28	Central Michigan	Alicea (7)	Moore (7)	T. Davis (4)	Nugent (1)	Hisle (4)	Hot (2)	Crain (3)	Z. Davis (1)	Baker (2)	W, 9-8	1-0
3/1	Central Michigan	Alicea (8)	Moore (8)	Campbell (2)	T. Davis (6)	Hisle (5)	Hot (3)	Crain (4)	Nugent (2)	Elam (1)	W, 7-5	1-0
3/3	Morehead State	Alicea (9)	Moore (9)	Campbell (3)	T. Davis (7)	Hot (1)	Crain (2)	Hisle (3)	Nugent (3)	Elam (2)	L, 5-13	0-1
3/6	Seton Hall	Moore (4)	Campbell (3)	T. Davis (5)	Nugent (2)	Crain (1)	Hot (4)	Slanker (2)	Elam (1)	Alicea (1)	W, 16-1	1-0
3/7	Seton Hall	Moore (5)	Alicea (2)	T. Davis (6)	Nugent (3)	Crain (2)	Hot (5)	Hisle (4)	Baker (2)	Elam (3)	W, 13-3	1-0
3/8	Seton Hall	Moore (6)	Alicea (3)	T. Davis (7)	Nugent (4)	Crain (3)	Hot (6)	Hisle (5)	Slanker (1)	Elam (4)	W, 6-2	1-0
3/10	Marshall	Moore (7)	Rose (1)	T. Davis (8)	Nugent (5)	Crain (4)	Hot (7)	Slanker (3)	Elam (2)	Alicea (2)	W, 16-5	1-0
3/11	Marshall	Alicea (10)	Moore (10)	Rose (1)	T. Davis (8)	Hisle (6)	Hot (8)	Slanker (4)	Elam (3)	Baker (3)	W, 18-8	1-0
3/13	Notre Dame	Moore (8)	Rose (2)	T. Davis (9)	Nugent (6)	Crain (5)	Hot (9)	Slanker (5)	Elam (4)	Alicea (3)	L, 11-14	1-1
3/14	Notre Dame	Alicea (11)	Moore (11)	Rose (2)	T. Davis (9)	Hisle (7)	Crain (3)	Hot (4)	Baker (3)	Elam (5)	W, 8-7	1-0
3/15	Notre Dame	Alicea (12)	Moore (12)	Rose (3)	T. Davis (10)	Crain (6)	Hot (10)	Slanker (6)	Nugent (4)	Elam (6)	W, 21-12	1-0
3/18	Northern Kentucky	Alicea (13)	Moore (13)	Rose (4)	T. Davis (11)	Crain (7)	Hot (11)	Slanker (7)	Nugent (5)	Elam (7)	W, 16-1	2-0
3/20	North Carolina	Alicea (14)	Moore (14)	Rose (5)	T. Davis (12)	Crain (8)	Hot (12)	Slanker (8)	Nugent (6)	Elam (8)	L, 1-11	2-1
3/21	North Carolina	Moore (9)	Alicea (4)	T. Davis (10)	Slanker (1)	Hot (2)	Crain (4)	Campbell (1)	Baker (4)	Elam (9)	W, 2-0	1-0
3/22	North Carolina	Alicea (15)	Moore (15)	T. Davis (11)	Hot (1)	Hisle (7)	Crain (5)	Campbell (2)	Nugent (7)	Elam (10)	L, 6-7	0-1
3/24	Western Kentucky	Moore (10)	Slanker (1)	T. Davis (12)	Hot (2)	Crain (9)	Nugent (5)	Hisle (6)	Elam (5)	Alicea (4)	L, 5-10	0-1
3/27	Pitt	Moore (11)	Campbell (4)	T. Davis (13)	Slanker (2)	Hot (3)	Crain (6)	Elam (1)	Baker (5)	Alicea (5)	L, 3-4	0-1
3/28	Pitt	Moore (12)	Alicea (5)	T. Davis (14)	Hot (3)	Hisle (8)	Slanker (2)	Elam (2)	Nugent (8)	Campbell (3)	W, 8-5	1-0
3/29	Pitt	Moore (13)	Crain (1)	Hot (1)	T. Davis (13)	Slanker (3)	Elam (1)	Baker (1)	Mowry (1)	Alicea (6)	L, 7-13	0-1
3/31	Eastern Kentucky	Crain (1)	Moore (16)	Hot (2)	T. Davis (14)	Slanker (4)	Nugent (6)	Elam (3)	Alicea (1)	Campbell (4)	W, 17-7	1-0
4/2	Duke	Crain (2)	Moore (17)	Hot (3)	T. Davis (15)	Rose (1)	Slanker (3)	Nugent (2)	Elam (6)	Alicea (7)	L, 3-6	0-1
4/3	Duke	Crain (3)	Moore (18)	Rose (6)	T. Davis (16)	Hot (4)	Slanker (4)	Elam (4)	Baker (6)	Z. Davis (2)	L, 8-10	0-1
4/4	Duke	Crain (4)	Moore (19)	Rose (7)	T. Davis (17)	Hot (5)	Slanker (5)	Elam (5)	Nugent (9)	Z. Davis (3)	W, 9-4	1-0
4/7	Kentucky	Crain (5)	Rose (3)	T. Davis (15)	Hot (4)	Elam (3)	Moore (1)	Nugent (2)	Campbell (1)	Z. Davis (4)	L, 2-4	0-1
4/10	Stanford	Crain (6)	Moore (20)	Rose (8)	T. Davis (18)	Hot (6)	Slanker (6)	Elam (6)	Baker (7)	Z. Davis (5)	L, 2-12	0-2
4/11	Stanford	Crain (7)	Rose (4)	T. Davis (16)	Hot (5)	Hisle (9)	Nugent (7)	Moore (1)	Elam (7)	Z. Davis (6)	W, 10-0	1-0
4/12	Stanford	Crain (8)	Rose (5)	T. Davis (17)	Hot (6)	Slanker (5)	Nugent (8)	Moore (2)	Elam (8)	Z. Davis (7)	L, 4-6	0-1
4/14	Western Kentucky	Crain (9)	Rose (6)	T. Davis (18)	Hot (7)	Nugent (2)	Moore (2)	Elam (7)	Freeman (1)	Alicea (8)	W, 7-3	1-0
4/17	Cal	Crain (10)	Rose (7)	T. Davis (19)	Hot (8)	Moore (1)	Slanker (7)	Elam (8)	Baker (8)	Alicea (9)	L, 5-8	0-1
4/18	Cal	Crain (11)	Rose (8)	T. Davis (20)	Hot (9)	Moore (2)	Nugent (9)	Slanker (9)	Elam (9)	Alicea (10)	L, 5-6	0-1
4/19	Cal	Moore (14)	Rose (9)	T. Davis (21)	Hot (10)	Crain (10)	Nugent (10)	Freeman (1)	Elam (10)	Z. Davis (8)	W, 8-5	1-0
4/21	Kentucky	Moore (15)	Rose (10)	T. Davis (22)	Hot (11)	Crain (11)	Nugent (11)	Slanker (10)	Elam (11)	Z. Davis (9)	W, 14-10	1-0
4/24	Clemson	Moore (16)	Rose (11)	T. Davis (23)	Hot (12)	Nugent (3)	Slanker (8)	Elam (9)	Baker (9)	Alicea (11)	W, 13-10	1-0
4/25	Clemson	Moore (17)	Rose (12)	T. Davis (24)	Hot (13)	Nugent (4)	Slanker (9)	Elam (10)	Campbell (2)	Alicea (12)	W, 11-6	1-0
4/26	Clemson	Moore (18)	Rose (13)	T. Davis (25)	Hot (14)	Nugent (5)	Slanker (10)	Elam (11)	Baker (10)	Alicea (13)	W, 7-5	2-0
4/28	Indiana	Moore (19)	Rose (14)	T. Davis (26)	Hot (15)	Nugent (6)	Crain (7)	Elam (12)	Slanker (2)	Alicea (14)	L, 6-10	0-1
4/30	Wake Forest	Moore (20)	Rose (15)	T. Davis (27)	Hot (16)	Nugent (7)	Slanker (11)	Baker (2)	Elam (12)	Alicea (15)	L, 8-9	0-1
5/1	Wake Forest	Rose (1)	Moore (21)	T. Davis (28)	Hot (17)	Crain (12)	Nugent (12)	Slanker (11)	Elam (13)	Z. Davis (10)	L, 5-6	0-1
5/2	Wake Forest	Rose (2)	Crain (2)	T. Davis (29)	Hot (18)	Nugent (8)	Moore (3)	Elam (13)	Baker (11)	Z. Davis (11)	L, 5-7	0-1
5/5	Vanderbilt	Rose (3)	Crain (3)	T. Davis (30)	Hot (19)	Moore (3)	Nugent (13)	Slanker (12)	Elam (14)	Z. Davis (12)	L, 6-12	0-1
5/7	Miami	Rose (4)	Moore (22)	T. Davis (31)	Nugent (7)	Crain (13)	Hot (13)	Slanker (13)	Elam (15)	Z. Davis (13)	L, 8-13	0-1
5/8	Miami	Rose (5)	Crain (4)	T. Davis (32)	Nugent (8)	Slanker (6)	Hot (14)	Moore (3)	Elam (16)	Z. Davis (14)	W, 16-9	1-0
5/9	Miami	Rose (6)	Crain (5)	T. Davis (33)	Nugent (9)	Hot (7)	Moore (4)	Elam (14)	Baker (12)	Z. Davis (15)	L, 8-10	0-1
5/12	Bellarmine	Rose (7)	Crain (6)	T. Davis (34)	Nugent (10)	Moore (4)	Hot (15)	Slanker (14)	Elam (17)	Z. Davis (16)	W, 14-7	1-0
5/14	Virginia	Rose (8)	Crain (7)	T. Davis (35)	Nugent (11)	Hot (8)	Moore (5)	Elam (15)	Slanker (3)	Alicea (16)	L, 3-8	0-1
5/15	Virginia	Rose (9)	Crain (8)	T. Davis (36)	Hot (20)	Slanker (7)	Elam (2)	Moore (4)	Mowry (2)	Alicea (17)	W, 12-2	1-0
5/16	Virginia	Rose (10)	Crain (9)	T. Davis (37)	Hot (21)	Nugent (9)	Slanker (12)	Elam (16)	Moore (1)	Alicea (18)	W, 10-5	1-0

LOUISVILLE BASEBALL

INNING-BY-INNING SCORING

	1	2	3	4	5	6	7	8	9	EX	Total
Louisville	46	77	67	63	57	52	44	45	18	11	480
Opponents	39	34	60	56	46	42	50	35	20	3	385

RESULTS

Date	Opponent	Score	Inns	Overall	ACC	Pitcher of record	Attend	Time
Feb 13, 2026	MICHIGAN STATE	L 3-4	9	0-1-0	0-0-0	Murphy (L 0-1)	1744	2:53
Feb 14, 2026	MICHIGAN STATE	L 4-13	9	0-2-0	0-0-0	Bean (L 0-1)	1494	3:33
Feb 15, 2026	MICHIGAN STATE	w 9-1	9	1-2-0	0-0-0	Danilowicz (W 1-0)	546	2:59
Feb 17, 2026	XAVIER	w 23-11	9	2-2-0	0-0-0	Starke (W 1-0)	932	4:01
Feb 20, 2026	vs Nebraska	w 4-2	9	3-2-0	0-0-0	J. Brown (W 1-0)	0	2:51
Feb 21, 2026	vs Michigan	L 5-8	9	3-3-0	0-0-0	Bean (L 0-2)	0	3:24
Feb 22, 2026	vs #5 Auburn	L 6-10	9	3-4-0	0-0-0	Danilowicz (L 1-1)	0	3:32
Feb 25, 2026	EASTERN KENTUCKY	w 6-5	9	4-4-0	0-0-0	Schweitzer (W 1-0)	575	3:22
Feb 27, 2026	CENTRAL MICHIGAN	w 16-2	7	5-4-0	0-0-0	Eberle (W 1-0)	1547	2:39
Feb 28, 2026	CENTRAL MICHIGAN	w 9-8	9	6-4-0	0-0-0	Shannon (W 1-0)	2132	3:47
Mar 01, 2026	CENTRAL MICHIGAN	w 7-5	9	7-4-0	0-0-0	J. Brown (W 2-0)	815	3:43
Mar 03, 2026	MOREHEAD STATE	L 5-13	9	7-5-0	0-0-0	Hartman (L 0-1)	413	4:03
Mar 06, 2026	SETON HALL	w 16-1	7	8-5-0	0-0-0	Eberle (W 2-0)	1357	2:41
Mar 07, 2026	SETON HALL	w 13-3	8	9-5-0	0-0-0	Danilowicz (W 2-1)	406	3:03
Mar 08, 2026	SETON HALL	w 6-2	9	10-5-0	0-0-0	Bean (W 1-2)	1205	2:48
Mar 10, 2026	MARSHALL	w 16-5	7	11-5-0	0-0-0	Ballard (W 1-0)	717	2:42
Mar 11, 2026	MARSHALL	w 18-8	7	12-5-0	0-0-0	Hartman (W 1-1)	412	3:02
* Mar 13, 2026	NOTRE DAME	L 11-14	9	12-6-0	0-1-0	Shannon (L 1-1)	2788	3:58
* Mar 14, 2026	NOTRE DAME	w 8-7	9	13-6-0	1-1-0	England (W 1-0)	2899	3:17
* Mar 15, 2026	NOTRE DAME	w 21-12	9	14-6-0	2-1-0	Vorster (W 1-0)	2920	4:10
Mar 18, 2026	NORTHERN KENTUCKY	w 16-1	7	15-6-0	2-1-0	Hartman (W 2-1)	417	2:25
* Mar 20, 2026	at #9 North Carolina	L 1-11	8	15-7-0	2-2-0	Eberle (L 2-1)	2699	2:51
* Mar 21, 2026	at #9 North Carolina	w 2-0	9	16-7-0	3-2-0	Danilowicz (W 3-1)	3376	2:48
* Mar 22, 2026	at #9 North Carolina	L 6-7	9	16-8-0	3-3-0	Karbowski (L 0-1)	3231	3:13
Mar 24, 2026	at Western Kentucky	L 5-10	9	16-9-0	3-3-0	J. Brown (L 2-1)	1694	3:23
* Mar 27, 2026	PITTSBURGH	L 3-4	9	16-10-0	3-4-0	England (L 1-1)	2769	3:29
* Mar 28, 2026	PITTSBURGH	w 8-5	9	17-10-0	4-4-0	Hartman (W 3-1)	2827	3:35
* Mar 29, 2026	PITTSBURGH	L 7-13	9	17-11-0	4-5-0	Shannon (L 1-2)	3000	3:48
Mar 31, 2026	at Eastern Kentucky	w 17-7	7	18-11-0	4-5-0	Schlageter (W 1-0)	102	3:16
* Apr 02, 2026	at Duke	L 3-6	9	18-12-0	4-6-0	Eberle (L 2-2)	595	2:57
* Apr 03, 2026	at Duke	L 8-10	9	18-13-0	4-7-0	Michael (L 0-1)	913	3:11
* Apr 04, 2026	at Duke	w 9-4	9	19-13-0	5-7-0	J. Brown (W 3-1)	1096	3:07
Apr 07, 2026	at Kentucky	L 2-4	9	19-14-0	5-7-0	J. Brown (L 3-2)	3694	3:42
* Apr 10, 2026	STANFORD	L 2-12	9	19-15-0	5-8-0	Danilowicz (L 3-2)	3489	3:18
* Apr 11, 2026	STANFORD	w 10-0	7	20-15-0	6-8-0	Eberle (W 3-2)	3043	2:28
* Apr 12, 2026	STANFORD	L 4-6	9	20-16-0	6-9-0	England (L 1-2)	2902	3:51
Apr 14, 2026	WESTERN KENTUCKY	w 7-3	9	21-16-0	6-9-0	Bean (W 2-2)	923	3:20
* Apr 17, 2026	at Cal	L 5-8	9	21-17-0	6-10-0	Schweitzer (L 1-1)	888	2:38
* Apr 18, 2026	at Cal	L 5-6	9	21-18-0	6-11-0	Eberle (L 3-3)	476	2:34
* Apr 19, 2026	at Cal	w 8-5	9	22-18-0	7-11-0	Shannon (W 2-2)	858	3:18
Apr 21, 2026	KENTUCKY	w 14-10	9	23-18-0	7-11-0	England (W 2-2)	4444	4:06
* Apr 24, 2026	CLEMSON	w 13-10	9	24-18-0	8-11-0	Danilowicz (W 4-2)	3084	3:31
* Apr 25, 2026	CLEMSON	w 11-6	9	25-18-0	9-11-0	J. Brown (W 4-2)	3214	3:30
* Apr 26, 2026	CLEMSON	w 7-5	(10)	26-18-0	10-11-0	Hoyt (W 1-0)	2940	3:49
Apr 28, 2026	INDIANA	L 6-10	9	26-19-0	10-11-0	Bean (L 2-3)	2861	3:14
* Apr 30, 2026	at Wake Forest	L 8-9	(10)	26-20-0	10-12-0	Michael (L 0-2)	2693	4:29
* May 01, 2026	at Wake Forest	L 5-6	9	26-21-0	10-13-0	Shannon (L 2-3)	2428	2:51
* May 02, 2026	at Wake Forest	L 5-7	9	26-22-0	10-14-0	Murphy (L 0-2)	2386	3:23
May 05, 2026	at Vanderbilt	L 6-12	9	26-23-0	10-14-0	Hartman (L 3-2)	3100	3:04
* May 07, 2026	at Miami	L 8-13	9	26-24-0	10-15-0	Starke (L 1-1)	3064	3:26
* May 08, 2026	at Miami	w 16-9	(11)	27-24-0	11-15-0	England (W 3-2)	2715	4:12
* May 09, 2026	at Miami	L 8-10	9	27-25-0	11-16-0	Michael (L 0-3)	2901	3:08
May 12, 2026	BELLARMINE	w 14-7	9	28-25-0	11-16-0	Karbowski (W 1-1)	1449	3:27
* May 14, 2026	VIRGINIA	L 3-8	9	28-26-0	11-17-0	Eberle (L 3-4)	2681	3:12
* May 15, 2026	VIRGINIA	w 12-2	8	29-26-0	12-17-0	Hartman (W 4-2)	3235	3:24
* May 16, 2026	VIRGINIA	w 10-5	9	30-26-0	13-17-0	Murphy (W 1-2)	2782	2:55

() extra inning game

LOUISVILLE BASEBALL

OVERALL STATS

Record: 30-26 Home: 24-10 Away: 5-14 Neutral: 1-2 ACC: 13-17

Player	avg	gp-gs	ab	r	h	2b	3b	hr	rbi	tb	slg%	bb	hp	so	gdp	ob%	sf	sh	sb-att	po	a	e	fld%	
32 Zion Rose	.410	35-34	139	44	57	13	1	6	44	90	.647	19	6	15	3	.488	4	0	23-26	35	2	2	.949	
13 Tague Davis	.358	56-56	226	68	81	10	1	34	96	195	.863	36	3	67	2	.448	3	0	4-4	424	39	7	.985	
6 Griffin Crain	.355	52-48	172	39	61	14	1	2	47	83	.483	35	10	24	1	.477	5	3	8-12	77	4	3	.964	
27 Bayram Hot	.337	56-56	208	50	70	15	0	9	40	112	.538	30	15	52	5	.453	1	5	17-20	37	114	5	.968	
26 Jimmy Nugent	.315	47-46	165	39	52	14	0	11	39	99	.600	29	9	51	1	.439	2	0	9-13	305	31	4	.988	
2 Kade Elam	.297	55-54	212	46	63	14	1	7	35	100	.472	17	3	41	3	.352	4	1	4-4	96	137	9	.963	
0 Alex Alicea	.295	43-40	156	34	46	7	2	2	24	63	.404	12	4	21	1	.358	1	5	9-12	40	79	5	.960	
53 Lucas Moore	.280	56-56	214	61	60	6	4	4	35	86	.402	45	13	46	0	.432	1	3	37-44	132	1	2	.985	
41 Ben Slanker	.280	48-40	143	34	40	10	1	10	46	82	.573	36	3	33	0	.429	2	1	0-2	31	3	0	1.000	

17 Collin Mowry	.308	14-2	13	6	4	1	0	0	0	5	.385	3	0	3	0	.438	0	0	0-0	29	0	0	1.000	
43 Drew Freeman	.300	8-2	10	3	3	1	0	1	3	7	.700	1	0	4	0	.364	0	0	0-0	0	0	0	.000	
4 Jax Hisle	.267	33-20	75	22	20	4	2	1	9	31	.413	10	4	28	0	.382	0	0	6-6	3	0	0	1.000	
35 Kyle Campbell	.233	37-15	60	21	14	1	0	0	6	15	.250	13	2	21	1	.387	0	1	5-6	23	0	0	1.000	
14 George Baker	.206	25-17	63	7	13	0	0	1	8	16	.254	7	6	24	2	.342	0	0	1-1	142	15	1	.994	
30 Zach Davis	.196	29-16	56	5	11	1	0	0	7	12	.214	6	2	13	3	.292	1	4	4-4	23	41	1	.985	
1 AJ Martin	.100	7-2	10	1	1	0	0	0	1	1	.100	1	0	1	0	.182	0	0	0-0	4	8	1	.923	
16 Kaden Schoenly	.000	4-0	2	0	0	0	0	0	0	0	.000	0	0	1	0	.000	0	0	0-0	3	0	0	1.000	
Totals	.310	56	1924	480	596	111	13	88	440	997	.518	300	80	445	22	.419	24	23	127-154	1429	538	51	.975	
Opponents	.292	56	1896	385	553	96	5	69	354	866	.457	306	84	472	33	.409	20	14	29-59	1404	482	88	.955	

LOB - Team (469), Opp (506). DPs turned - Team (43), Opp (34). CI - Team (0), Opp (2). IBB - Team (10), T. Davis 9, Rose 1, Opp (4). Picked off - G. Crain 1, Hot 1, Slanker 1, Alicea 1, Hisle 1, Nugent 1, Moore 1, Z. Davis 1.

(All games Sorted by Earned run avg)

Player	era	w-l	app	qs	cg	sho	sv	ip	h	r	er	bb	so	2b	3b	hr	b/avg	wp	hp	bk	sfa	sha
24 Wyatt Danilowicz	5.35	4-2	13	13	0	0/1	0	65.2	66	43	39	30	77	15	2	7	.261	3	9	0	1	2
51 Ethan Eberle	5.79	3-4	15	13	0	0/1	0	65.1	87	48	42	30	72	11	0	10	.312	4	12	0	0	2

10 Eli Hoyt	1.50	1-0	7	0	0	0/0	0	6.0	4	1	1	11	6	1	0	0	.200	2	0	0	0	1
36 Tanner Thomas	3.00	0-0	6	0	0	0/0	0	6.0	3	3	2	5	3	1	0	1	.150	1	0	0	0	0
11 Ty Starke	3.13	1-1	20	0	0	0/0	1	23.0	21	9	8	8	17	0	0	0	.250	2	8	0	0	1
22 Anthony Karbowski	3.38	1-1	9	0	0	0/0	0	8.0	7	4	3	2	7	4	0	0	.226	2	1	0	0	1
47 Aaron England	4.40	3-2	20	0	0	0/1	5	28.2	24	14	14	20	25	5	0	2	.255	2	4	0	4	2
9 Jack Brown	5.61	4-2	18	1	0	0/0	0	25.2	27	18	16	15	19	3	0	2	.284	1	9	0	2	0
7 Brandon Shannon	5.87	2-3	19	1	0	0/0	0	30.2	30	22	20	28	36	4	0	5	.256	7	6	0	0	1
15 Colton Hartman	5.91	4-2	14	11	0	0/0	1	45.2	58	35	30	33	56	10	0	8	.307	2	4	0	3	0
45 Casen Murphy	5.96	1-2	16	1	0	0/0	0	25.2	23	18	17	20	25	4	0	6	.242	4	5	2	1	1
34 Zane Stahl	6.00	0-0	14	1	0	0/0	0	12.0	10	8	8	11	10	3	1	1	.227	4	0	0	0	0
40 Jake Gregor	6.75	0-0	9	0	0	0/0	0	6.2	11	5	5	4	6	3	0	1	.355	0	1	0	1	0
8 Jake Schweitzer	6.88	1-1	23	3	0	0/1	0	34.0	43	32	26	16	17	6	0	5	.305	5	5	0	2	1
52 Coen Evrard	9.00	0-0	1	0	0	0/0	0	1.0	2	1	1	0	0	0	0	1	.400	1	0	0	0	0
48 Nicholas Ballard	10.12	1-0	9	0	0	0/0	0	8.0	8	9	9	8	9	1	0	2	.250	2	1	0	0	0
5 Jake Bean	10.29	2-3	14	8	0	0/0	1	35.0	53	41	40	16	31	14	0	6	.342	6	10	0	3	0
19 TJ Schlageter	11.05	1-0	11	0	0	0/0	0	14.2	20	18	18	14	12	2	0	2	.351	1	4	0	2	1
20 Joe Olson	12.86	0-0	6	0	0	0/0	0	7.0	8	10	10	6	4	1	0	4	.296	0	2	0	0	0
29 Peter Michael	13.50	0-3	18	2	0	0/0	1	21.1	37	33	32	14	33	6	2	5	.370	5	1	0	0	1
13 Tague Davis	13.50	0-0	1	0	0	0/0	0	0.2	2	2	1	1	1	0	0	0	.667	0	1	0	1	0
44 Kian Vorster	14.29	1-0	8	2	0	0/0	0	5.2	9	10	9	12	6	2	0	1	.375	1	1	0	0	0
25 Bryce Koch	99.00	0-0	1	0	0	0/0	0	0.0	0	1	1	2	0	0	0	0		0	0	0	0	0
Totals	6.65	30-26	56	56	0	2/2	9	476.1	553	385	352	306	472	96	5	69	.292	55	84	2	20	14
Opponents	7.81	26-30	56	56	0	0/0	11	468.0	596	480	406	300	445	111	13	88	.310	40	80	8	24	23

PB - Team (8), Nugent 5, Mowry 2, Baker 1, Opp (11). Pickoffs - Team (20), England 5, Danilowicz 2, Starke 2, Eberle 2, Stahl 1, Michael 1, Shannon 1, Schweitzer 1, Nugent 1, Vorster 1, Bean 1, Murphy 1, Baker 1, Opp (8). SBA/ATT - Nugent (17-29), Baker (11-17), Danilowicz (5-12), England (2-5), J. Brown (4-5), Starke (2-5), Shannon (3-4), Schlageter (4-4), Schweitzer (1-3), Eberle (2-3), Bean (2-3), Michael (1-3), Vorster (1-3), Stahl (1-3), Murphy (0-2), Thomas (0-1), Olson (0-1), Hartman (1-1), Hoyt (0-1).

LOUISVILLE BASEBALL

ACC STATS

Record: 13-17 Home: 9-6 Away: 4-11 ACC: 13-17

Player	avg	gp-gs	ab	r	h	2b	3b	hr	rbi	tb	slg%	bb	hp	so	gdp	ob%	sf	sh	sb-att	po	a	e	fld%	
32 Zion Rose	.390	25-25	105	31	41	9	0	4	28	62	.590	14	4	12	2	.472	2	0	18-21	25	2	1	.964	
6 Griffin Crain	.343	28-25	99	19	34	8	0	1	21	45	.455	16	2	15	1	.433	3	1	3-4	45	2	0	1.000	
13 Tague Davis	.339	30-30	127	35	43	4	0	19	46	104	.819	17	1	38	1	.418	1	0	1-1	246	21	4	.985	
27 Bayram Hot	.330	30-30	112	27	37	8	0	5	21	60	.536	17	10	30	3	.460	0	3	12-14	16	70	4	.956	
26 Jimmy Nugent	.284	23-22	88	19	25	5	0	8	20	54	.614	10	4	33	1	.379	1	0	3-6	140	11	1	.993	
41 Ben Slanker	.275	28-24	91	15	25	7	1	4	23	46	.505	19	2	19	0	.411	0	1	0-0	16	1	0	1.000	
0 Alex Alicea	.271	22-19	70	14	19	1	1	0	8	22	.314	5	3	11	0	.346	0	3	5-5	22	33	2	.965	
2 Kade Elam	.262	30-30	122	21	32	7	1	3	17	50	.410	5	1	26	1	.292	2	0	2-2	56	86	8	.947	
53 Lucas Moore	.252	30-30	115	28	29	3	0	2	14	38	.330	23	6	28	0	.400	1	2	18-21	72	0	2	.973	

4 Jax Hisle	.222	13-4	18	6	4	0	0	0	0	4	.222	2	1	10	0	.333	0	0	2-2	1	0	0	1.000	
14 George Baker	.200	14-12	40	2	8	0	0	1	4	11	.275	4	5	19	1	.347	0	0	0-0	91	7	1	.990	
43 Drew Freeman	.200	5-1	5	0	1	0	0	0	0	1	.200	1	0	4	0	.333	0	0	0-0	0	0	0	.000	
35 Kyle Campbell	.182	17-5	22	6	4	1	0	0	3	5	.227	2	0	7	0	.250	0	1	1-1	7	0	0	1.000	
30 Zach Davis	.147	15-11	34	2	5	0	0	0	2	5	.147	5	2	6	1	.293	0	4	2-2	15	27	1	.977	
17 Collin Mowry	.111	6-2	9	2	1	0	0	0	0	1	.111	2	0	3	0	.273	0	0	0-0	15	0	0	1.000	
1 AJ Martin	.000	2-0	1	0	0	0	0	0	0	0	.000	0	0	0	0	.000	0	0	0-0	0	0	0	.000	
Totals	.291	30	1058	227	308	53	3	47	207	508	.480	142	41	261	11	.392	10	15	67-79	778	303	28	.975	
Opponents	.300	30	1054	220	316	45	3	37	202	478	.454	178	45	237	19	.419	9	8	8-21	785	277	46	.958	

LOB - Team (254), Opp (296). DPs turned - Team (24), Opp (18). IBB - Team (6), T. Davis 5, Rose 1, Opp (3). Picked off - Hot 1, Slanker 1, Hisle 1, Z. Davis 1, Moore 1, G. Crain 1, Alicea 1, Nugent 1.

(ACC games only Sorted by Earned run avg)

Player	era	w-l	app	gs	cg	sho	sv	ip	h	r	er	bb	so	2b	3b	hr	b/avg	wp	hp	bk	sfa	sha		
24 Wyatt Danilowicz	5.74	2-1	9	9	0	0/1	0	47.0	47	34	30	20	48	8	1	5	.258	3	8	0	1	2		
51 Ethan Eberle	7.05	1-4	10	9	0	0/1	0	44.2	67	41	35	20	46	8	0	8	.335	3	7	0	0	1		

40 Jake Gregor	0.00	0-0	2	0	0	0/0	0	1.0	3	0	0	0	1	1	0	0	.429	0	0	0	0	0		
11 Ty Starke	3.18	0-1	12	0	0	0/0	1	17.0	15	7	6	6	13	0	0	0	.238	2	6	0	0	0		
36 Tanner Thomas	3.86	0-0	3	0	0	0/0	0	2.1	1	2	1	4	1	1	0	0	.111	1	0	0	0	0		
47 Aaron England	4.05	2-2	13	0	0	0/1	2	20.0	19	9	9	13	15	4	0	1	.279	2	2	0	3	2		
22 Anthony Karbowski	4.50	0-1	2	0	0	0/0	0	2.0	0	1	1	0	2	0	0	0	.000	0	1	0	0	0		
44 Kian Vorster	4.50	1-0	2	0	0	0/0	0	2.0	1	1	1	2	2	0	0	0	.167	0	1	0	0	0		
10 Eli Hoyt	4.50	1-0	3	0	0	0/0	0	2.0	1	1	1	5	1	1	0	0	.167	1	0	0	0	1		
9 Jack Brown	5.27	2-0	8	1	0	0/0	0	13.2	15	8	8	9	13	2	0	1	.283	0	1	0	1	0		
34 Zane Stahl	6.35	0-0	7	0	0	0/0	0	5.2	5	4	4	6	5	1	1	1	.227	2	0	0	0	0		
7 Brandon Shannon	6.75	1-3	13	1	0	0/0	0	21.1	23	17	16	21	20	2	0	4	.277	4	5	0	0	1		
15 Colton Hartman	7.20	2-0	8	7	0	0/0	0	25.0	36	20	20	22	28	7	0	3	.330	2	4	0	1	0		
45 Casen Murphy	8.04	1-1	8	1	0	0/0	0	15.2	16	15	14	14	11	3	0	4	.258	2	3	0	1	0		
8 Jake Schweitzer	10.54	0-1	11	1	0	0/1	0	13.2	23	19	16	11	6	2	0	1	.383	2	4	0	1	0		
19 TJ Schlageter	11.25	0-0	3	0	0	0/0	0	4.0	8	5	5	3	4	2	0	0	.500	0	0	0	1	1		
48 Nicholas Ballard	12.00	0-0	3	0	0	0/0	0	3.0	3	4	4	5	0	0	0	1	.250	0	1	0	0	0		
5 Jake Bean	12.60	0-0	4	1	0	0/0	1	5.0	11	7	7	6	5	1	0	3	.423	1	1	0	0	0		
29 Peter Michael	14.34	0-3	10	0	0	0/0	0	10.2	18	18	17	8	13	1	1	3	.360	4	0	0	0	0		
20 Joe Olson	17.18	0-0	3	0	0	0/0	0	3.2	4	7	7	3	3	1	0	2	.286	0	1	0	0	0		
Totals	7.01	13-17	30	30	0	2/2	4	259.1	316	220	202	178	237	45	3	37	.300	29	45	0	9	8		
Opponents	6.60	17-13	30	30	0	0/0	7	261.2	308	227	192	142	261	53	3	47	.291	13	41	2	10	15		

PB - Team (5), Nugent 3, Mowry 1, Baker 1, Opp (7). Pickoffs - Team (12), England 3, Danilowicz 2, Eberle 2, Michael 1, Schweitzer 1, Starke 1, Murphy 1, Shannon 1, Opp (8). SBA/ATT - Baker (6-8), Danilowicz (3-6), Nugent (2-5), Starke (2-3), England (1-3), Schweitzer (0-2), Murphy (0-1), Shannon (1-1), Eberle (0-1), Vorster (0-1), Stahl (1-1), Michael (0-1), Olson (0-1).

LOUISVILLE BASEBALL

HOME STATS

Record: 24-10 Home: 24-10 Away: 0-0 ACC: 9-6

Player	avg	gp-gs	ab	r	h	2b	3b	hr	rbi	tb	slg%	bb	hp	so	gdp	ob%	sf	sh	sb-att	po	a	e	fld%	
32 Zion Rose	.432	19-19	81	29	35	7	1	4	33	56	.691	10	2	7	1	.490	3	0	15-16	19	1	1	.952	
27 Bayram Hot	.403	34-34	129	33	52	13	0	6	28	83	.643	16	10	22	4	.500	1	3	12-15	22	67	1	.989	
6 Griffin Crain	.398	30-27	98	27	39	10	1	2	31	57	.582	20	6	7	0	.516	2	3	4-6	45	1	2	.958	
26 Jimmy Nugent	.364	29-28	99	29	36	10	0	6	23	64	.646	23	5	27	0	.496	2	0	9-12	188	20	2	.990	
13 Tague Davis	.350	34-34	137	36	48	9	0	15	58	102	.745	24	2	36	2	.446	3	0	4-4	246	28	2	.993	
0 Alex Alicea	.347	29-29	118	32	41	7	2	2	22	58	.492	11	2	12	1	.409	1	4	9-11	27	59	5	.945	
53 Lucas Moore	.346	34-34	127	46	44	5	3	3	29	64	.504	35	6	22	0	.503	1	1	28-32	87	0	1	.989	
2 Kade Elam	.333	33-32	123	32	41	11	0	4	22	64	.520	12	2	16	1	.396	2	1	3-3	61	76	6	.958	
4 Jax Hisle	.298	22-15	57	20	17	4	1	1	8	26	.456	8	4	18	0	.420	0	0	6-6	3	0	0	1.000	
41 Ben Slanker	.289	28-24	90	23	26	6	1	8	34	58	.644	19	1	19	0	.411	2	0	0-1	22	2	0	1.000	

17 Collin Mowry	.333	11-2	12	6	4	1	0	0	0	5	.417	3	0	2	0	.467	0	0	0-0	22	0	0	1.000	
43 Drew Freeman	.333	5-1	6	3	2	1	0	1	3	6	1.000	1	0	1	0	.429	0	0	0-0	0	0	0	.000	
14 George Baker	.281	13-10	32	6	9	0	0	1	7	12	.375	5	5	8	1	.452	0	0	1-1	90	8	1	.990	
30 Zach Davis	.238	14-6	21	3	5	0	0	0	5	5	.238	3	0	2	2	.320	1	0	3-3	11	16	0	1.000	
35 Kyle Campbell	.200	23-10	40	13	8	0	0	0	4	8	.200	9	2	12	1	.373	0	0	3-4	13	0	0	1.000	
1 AJ Martin	.000	5-1	6	0	0	0	0	0	0	0	.000	1	0	1	0	.143	0	0	0-0	3	4	1	.875	
16 Kaden Schoenly	.000	4-0	2	0	0	0	0	0	0	0	.000	0	0	1	0	.000	0	0	0-0	3	0	0	1.000	
Totals	.346	34	1178	338	407	84	9	53	307	668	.567	200	47	213	13	.453	18	12	97-114	879	318	27	.978	
Opponents	.273	34	1145	221	313	60	2	41	203	500	.437	206	48	302	19	.402	12	7	15-34	813	293	65	.944	

LOB - Team (304), Opp (318). DPs turned - Team (24), Opp (18). IBB - Team (7), T. Davis 6, Rose 1, Opp (4). Picked off - Hot 1, Nugent 1, Alicea 1.

(Home games Sorted by Earned run avg)

Player	era	w-l	app	gs	cg	sho	sv	ip	h	r	er	bb	so	2b	3b	hr	b/avg	wp	hp	bk	sfa	sha		
51 Ethan Eberle	3.86	3-1	8	7	0	0/1	0	35.0	43	21	15	19	38	3	0	4	.293	3	5	0	0	0		
24 Wyatt Danilowicz	4.54	3-1	7	7	0	0/0	0	37.2	35	23	19	18	48	11	1	5	.243	1	4	0	0	0		

10 Eli Hoyt	0.00	1-0	5	0	0	0/0	0	4.2	3	0	0	8	5	0	0	0	.188	2	0	0	0	1		
22 Anthony Karbowski	3.00	1-0	6	0	0	0/0	0	6.0	5	3	2	2	6	3	0	0	.217	1	0	0	0	1		
36 Tanner Thomas	3.00	0-0	6	0	0	0/0	0	6.0	3	3	2	5	3	1	0	1	.150	1	0	0	0	0		
11 Ty Starke	3.65	1-0	12	0	0	0/0	0	12.1	10	6	5	5	11	0	0	0	.222	1	4	0	0	1		
44 Kian Vorster	3.86	1-0	6	0	0	0/0	0	4.2	2	2	2	6	6	0	0	0	.133	1	1	0	0	0		
47 Aaron England	4.24	2-2	11	0	0	0/0	3	17.0	15	8	8	14	17	4	0	1	.268	2	2	0	4	1		
15 Colton Hartman	4.45	4-1	9	6	0	0/0	1	32.1	32	17	16	26	41	4	0	5	.256	1	2	0	1	0		
9 Jack Brown	5.06	2-0	11	1	0	0/0	0	16.0	16	9	9	9	12	2	0	2	.271	1	5	0	1	0		
45 Casen Murphy	5.09	1-1	12	1	0	0/0	0	17.2	13	10	10	13	19	2	0	4	.203	2	4	2	0	0		
34 Zane Stahl	5.14	0-0	9	1	0	0/0	0	7.0	5	4	4	9	7	3	0	0	.208	2	0	0	0	0		
5 Jake Bean	8.07	2-2	9	7	0	0/0	1	29.0	37	27	26	14	21	9	0	4	.303	4	7	0	2	0		
40 Jake Gregor	8.31	0-0	6	0	0	0/0	0	4.1	7	4	4	4	5	2	0	1	.350	0	1	0	1	0		
7 Brandon Shannon	8.79	1-2	11	1	0	0/0	0	14.1	17	15	14	18	20	4	0	3	.293	6	3	0	0	0		
52 Coen Evrard	9.00	0-0	1	0	0	0/0	0	1.0	2	1	1	0	0	0	0	1	.400	1	0	0	0	0		
8 Jake Schweitzer	9.77	1-0	15	1	0	0/1	0	15.2	20	20	17	10	7	4	0	3	.303	3	5	0	1	1		
20 Joe Olson	10.80	0-0	4	0	0	0/0	0	5.0	4	6	6	4	3	1	0	2	.222	0	1	0	0	0		
48 Nicholas Ballard	11.81	1-0	6	0	0	0/0	0	5.1	6	7	7	6	6	1	0	1	.273	2	0	0	0	0		
19 TJ Schlageter	12.46	0-0	6	0	0	0/0	0	8.2	11	12	12	6	8	1	0	1	.333	1	2	0	1	1		
13 Tague Davis	13.50	0-0	1	0	0	0/0	0	0.2	2	2	1	1	1	0	0	0	.667	0	1	0	1	0		
29 Peter Michael	14.21	0-0	10	2	0	0/0	1	12.2	25	20	20	7	18	5	1	3	.417	1	1	0	0	1		
25 Bryce Koch	99.00	0-0	1	0	0	0/0	0	0.0	0	1	1	2	0	0	0	0		0	0	0	0	0		
Totals	6.17	24-10	34	34	0	1/1	6	293.0	313	221	201	206	302	60	2	41	.273	36	48	2	12	7		
Opponents	9.50	10-24	34	34	0	0/0	2	271.0	407	338	286	200	213	84	9	53	.346	27	47	8	18	12		

PB - Team (4), Nugent 2, Baker 1, Mowry 1, Opp (10). Pickoffs - Team (11), England 2, Starke 2, Bean 1, Eberle 1, Stahl 1, Danilowicz 1, Murphy 1, Nugent 1, Schweitzer 1, Opp (3). SBA/ATT - Nugent (8-16), Baker (6-9), Danilowicz (4-8), England (1-3), Shannon (2-3), Stahl (0-2), Bean (1-2), Murphy (0-2), Schlageter (2-2), Michael (1-2), J. Brown (1-2), Starke (0-2), Thomas (0-1), Eberle (1-1), Vorster (0-1), Hartman (1-1), Schweitzer (1-1), Olson (0-1).

LOUISVILLE BASEBALL

ROAD/NEUTRAL STATS

Record: 6-16 Home: 0-0 Away: 5-14 Neutral: 1-2 ACC: 4-11

Player	avg	gp-gs	ab	r	h	2b	3b	hr	rbi	tb	slg%	bb	hp	so	gdp	ob%	sf	sh	sb-att	po	a	e	fld%	
32 Zion Rose	.379	16-15	58	15	22	6	0	2	11	34	.586	9	4	8	2	.486	1	0	8-10	16	1	1	.944	
13 Tague Davis	.371	22-22	89	32	33	1	1	19	38	93	1.045	12	1	31	0	.451	0	0	0-0	178	11	5	.974	
6 Griffin Crain	.297	22-21	74	12	22	4	0	0	16	26	.351	15	4	17	1	.427	3	0	4-6	32	3	1	.972	
41 Ben Slanker	.264	20-16	53	11	14	4	0	2	12	24	.453	17	2	14	0	.458	0	1	0-1	9	1	0	1.000	
2 Kade Elam	.247	22-22	89	14	22	3	1	3	13	36	.404	5	1	25	2	.289	2	0	1-1	35	61	3	.970	
26 Jimmy Nugent	.242	18-18	66	10	16	4	0	5	16	35	.530	6	4	24	1	.342	0	0	0-1	117	11	2	.985	
27 Bayram Hot	.228	22-22	79	17	18	2	0	3	12	29	.367	14	5	30	1	.378	0	2	5-5	15	47	4	.939	
53 Lucas Moore	.184	22-22	87	15	16	1	1	1	6	22	.253	10	7	24	0	.317	0	2	9-12	45	1	1	.979	
30 Zach Davis	.171	15-10	35	2	6	1	0	0	2	7	.200	3	2	11	1	.275	0	4	1-1	12	25	1	.974	

35 Kyle Campbell	.300	14-5	20	8	6	1	0	0	2	7	.350	4	0	9	0	.417	0	1	2-2	10	0	0	1.000	
1 AJ Martin	.250	2-1	4	1	1	0	0	0	1	1	.250	0	0	0	0	.250	0	0	0-0	1	4	0	1.000	
43 Drew Freeman	.250	3-1	4	0	1	0	0	0	0	1	.250	0	0	3	0	.250	0	0	0-0	0	0	0	.000	
4 Jax Hisle	.167	11-5	18	2	3	0	1	0	1	5	.278	2	0	10	0	.250	0	0	0-0	0	0	0	.000	
0 Alex Alicea	.132	14-11	38	2	5	0	0	0	2	5	.132	1	2	9	0	.195	0	1	0-1	13	20	0	1.000	
14 George Baker	.129	12-7	31	1	4	0	0	0	1	4	.129	2	1	16	1	.206	0	0	0-0	52	7	0	1.000	
17 Collin Mowry	.000	3-0	1	0	0	0	0	0	0	0	.000	0	0	1	0	.000	0	0	0-0	7	0	0	1.000	
Totals	.253	22	746	142	189	27	4	35	133	329	.441	100	33	232	9	.364	6	11	30-40	550	220	24	.970	
Opponents	.320	22	751	164	240	36	3	28	151	366	.487	100	36	170	14	.420	8	7	14-25	591	189	23	.971	

LOB - Team (165), Opp (188). DPs turned - Team (19), Opp (16). CI - Team (0), Opp (2). IBB - Team (3), T. Davis 3. Picked off - Moore 1, Hisle 1, Z. Davis 1, G. Crain 1, Slanker 1.

(Road/Neutral Sorted by Earned run avg)

Player	era	w-l	app	gs	cg	sho	sv	ip	h	r	er	bb	so	2b	3b	hr	b/avg	wp	hp	bk	sfa	sha
24 Wyatt Danilowicz	6.43	1-1	6	6	0	0/1	0	28.0	31	20	20	12	29	4	1	2	.284	2	5	0	1	2
51 Ethan Eberle	8.01	0-3	7	6	0	0/0	0	30.1	44	27	27	11	34	8	0	6	.333	1	7	0	0	2

11 Ty Starke	2.53	0-1	8	0	0	0/0	1	10.2	11	3	3	3	6	0	0	0	.282	1	4	0	0	0
7 Brandon Shannon	3.31	1-1	8	0	0	0/0	0	16.1	13	7	6	10	16	0	0	2	.220	1	3	0	0	1
40 Jake Gregor	3.86	0-0	3	0	0	0/0	0	2.1	4	1	1	0	1	1	0	0	.364	0	0	0	0	0
8 Jake Schweitzer	4.42	0-1	8	2	0	0/0	0	18.1	23	12	9	6	10	2	0	2	.307	2	0	0	1	0
22 Anthony Karbowski	4.50	0-1	3	0	0	0/0	0	2.0	2	1	1	0	1	1	0	0	.250	1	1	0	0	0
47 Aaron England	4.63	1-0	9	0	0	0/1	2	11.2	9	6	6	6	8	1	0	1	.237	0	2	0	0	1
9 Jack Brown	6.52	2-2	7	0	0	0/0	0	9.2	11	9	7	6	7	1	0	0	.306	0	4	0	1	0
48 Nicholas Ballard	6.75	0-0	3	0	0	0/0	0	2.2	2	2	2	2	3	0	0	1	.200	0	1	0	0	0
10 Eli Hoyt	6.75	0-0	2	0	0	0/0	0	1.1	1	1	1	3	1	1	0	0	.250	0	0	0	0	0
34 Zane Stahl	7.20	0-0	5	0	0	0/0	0	5.0	5	4	4	2	3	0	1	1	.250	2	0	0	0	0
45 Casen Murphy	7.88	0-1	4	0	0	0/0	0	8.0	10	8	7	7	6	2	0	2	.323	2	1	0	1	1
19 TJ Schlageter	9.00	1-0	5	0	0	0/0	0	6.0	9	6	6	8	4	1	0	1	.375	0	2	0	1	0
15 Colton Hartman	9.45	0-1	5	5	0	0/0	0	13.1	26	18	14	7	15	6	0	3	.406	1	2	0	2	0
29 Peter Michael	12.46	0-3	8	0	0	0/0	0	8.2	12	13	12	7	15	1	1	2	.300	4	0	0	0	0
20 Joe Olson	18.00	0-0	2	0	0	0/0	0	2.0	4	4	4	2	1	0	0	2	.444	0	1	0	0	0
5 Jake Bean	21.00	0-1	5	1	0	0/0	0	6.0	16	14	14	2	10	5	0	2	.485	2	3	0	1	0
44 Kian Vorster	63.00	0-0	2	2	0	0/0	0	1.0	7	8	7	6	0	2	0	1	.778	0	0	0	0	0
Totals	7.41	6-16	22	22	0	1/1	3	183.1	240	164	151	100	170	36	3	28	.320	19	36	0	8	7
Opponents	5.48	16-6	22	22	0	0/0	9	197.0	189	142	120	100	232	27	4	35	.253	13	33	0	6	11

PB - Team (4), Nugent 3, Mowry 1, Opp (1). Pickoffs - Team (9), England 3, Baker 1, Vorster 1, Michael 1, Danilowicz 1, Shannon 1, Eberle 1, Opp (5). SBA/ATT - Nugent (9-13), Baker (5-8), Danilowicz (1-4), Starke (2-3), J. Brown (3-3), Schlageter (2-2), Schweitzer (0-2), Eberle (1-2), Vorster (1-2), England (1-2), Shannon (1-1), Stahl (1-1), Hoyt (0-1), Bean (1-1), Michael (0-1).

LOUISVILLE BASEBALL

SEASON/CAREER STATS

Player	SEASON													CAREER												
	Avg	G-GS	AB	R	H	2B	3B	HR	RBI	BB	Hbp	SO	Sb-Att	Avg	G-GS	AB	R	H	2B	3B	HR	RBI	BB	Hbp	SO	Sb-Att
32 Zion Rose	.410	35-34	139	44	57	13	1	6	44	19	6	15	23-26	.355	145-143	557	150	198	38	9	24	143	69	19	69	64-73
13 Tague Davis	.358	56-56	226	68	81	10	1	34	96	36	3	67	4-4	.321	118-118	445	114	143	19	1	52	148	71	9	128	6-6
6 Griffin Crain	.355	52-48	172	39	61	14	1	2	47	35	10	24	8-12	.355	52-48	172	39	61	14	1	2	47	35	10	24	8-12
27 Bayram Hot	.337	56-56	208	50	70	15	0	9	40	30	15	52	17-20	.333	92-83	300	66	100	18	0	12	62	37	17	77	19-23
26 Jimmy Nugent	.315	47-46	165	39	52	14	0	11	39	29	9	51	9-13	.315	47-46	165	39	52	14	0	11	39	29	9	51	9-13
2 Kade Elam	.297	55-54	212	46	63	14	1	7	35	17	3	41	4-4	.297	55-54	212	46	63	14	1	7	35	17	3	41	4-4
0 Alex Alicea	.295	43-40	156	34	46	7	2	2	24	12	4	21	9-12	.299	151-135	485	111	145	28	7	4	74	69	20	70	47-56
53 Lucas Moore	.280	56-56	214	61	60	6	4	4	35	45	13	46	37-44	.315	170-143	572	176	180	22	8	9	98	89	31	98	107-119
41 Ben Slanker	.280	48-40	143	34	40	10	1	10	46	36	3	33	0-2	.280	48-40	143	34	40	10	1	10	46	36	3	33	0-2
17 Collin Mowry	.308	14-2	13	6	4	1	0	0	0	3	0	3	0-0	.200	33-13	50	10	10	3	0	0	5	4	1	17	0-0
43 Drew Freeman	.300	8-2	10	3	3	1	0	1	3	1	0	4	0-0	.300	8-2	10	3	3	1	0	1	3	1	0	4	0-0
4 Jax Hisle	.267	33-20	75	22	20	4	2	1	9	10	4	28	6-6	.267	33-20	75	22	20	4	2	1	9	10	4	28	6-6
35 Kyle Campbell	.233	37-15	60	21	14	1	0	0	6	13	2	21	5-6	.233	37-15	60	21	14	1	0	0	6	13	2	21	5-6
14 George Baker	.206	25-17	63	7	13	0	0	1	8	7	6	24	1-1	.167	52-32	108	13	18	2	0	2	13	7	13	42	1-1
30 Zach Davis	.196	29-16	56	5	11	1	0	0	7	6	2	13	4-4	.196	29-16	56	5	11	1	0	0	7	6	2	13	4-4
1 AJ Martin	.100	7-2	10	1	1	0	0	0	1	1	0	1	0-0	.100	7-2	10	1	1	0	0	0	1	1	0	1	0-0
16 Kaden Schoenly	.000	4-0	2	0	0	0	0	0	0	0	0	1	0-0	.000	4-0	2	0	0	0	0	0	0	0	0	1	0-0
Totals	.310	56-56	1924	480	596	111	13	88	440	300	80	445	127-154													
Opponents	.292	56-56	1896	385	553	96	5	69	354	306	84	472	29-59													

(All games Sorted by Earned run avg)

Player	SEASON													CAREER												
	ERA	W-L	App	GS	CG	Sho	Sv	IP	H	R	ER	BB	SO	ERA	W-L	App	GS	CG	Sho	Sv	IP	H	R	ER	BB	SO
24 Wyatt Danilowicz	5.35	4-2	13	13	0	0	0	65.2	66	43	39	30	77	4.34	4-3	45	13	0	0	3	101.2	87	58	49	57	133
51 Ethan Eberle	5.79	3-4	15	13	0	0	0	65.1	87	48	42	30	72	5.23	9-6	35	23	0	0	0	127.1	149	81	74	55	131
10 Eli Hoyt	1.50	1-0	7	0	0	0	0	6.0	4	1	1	11	6	6.55	1-0	15	0	0	0	0	11.0	12	8	8	19	12
36 Tanner Thomas	3.00	0-0	6	0	0	0	0	6.0	3	3	2	5	3	3.00	0-0	6	0	0	0	0	6.0	3	3	2	5	3
11 Ty Starke	3.13	1-1	20	0	0	0	1	23.0	21	9	8	8	17	4.90	3-1	59	0	0	0	1	60.2	58	39	33	33	55
22 Anthony Karbowski	3.38	1-1	9	0	0	0	0	8.0	7	4	3	2	7	3.38	1-1	9	0	0	0	0	8.0	7	4	3	2	7
47 Aaron England	4.40	3-2	20	0	0	0	5	28.2	24	14	14	20	25	4.91	3-2	25	0	0	0	5	33.0	30	18	18	24	29
9 Jack Brown	5.61	4-2	18	1	0	0	0	25.2	27	18	16	15	19	6.22	9-7	44	3	0	0	0	68.0	87	53	47	42	46
7 Brandon Shannon	5.87	2-3	19	1	0	0	0	30.2	30	22	20	28	36	5.87	2-3	19	1	0	0	0	30.2	30	22	20	28	36
15 Colton Hartman	5.91	4-2	14	11	0	0	1	45.2	58	35	30	33	56	6.97	7-5	43	23	0	0	1	91.2	110	76	71	68	113
45 Casen Murphy	5.96	1-2	16	1	0	0	0	25.2	23	18	17	20	25	7.02	1-3	30	3	0	0	0	42.1	47	36	33	32	37
34 Zane Stahl	6.00	0-0	14	1	0	0	0	12.0	10	8	8	11	10	6.00	0-0	14	1	0	0	0	12.0	10	8	8	11	10
40 Jake Gregor	6.75	0-0	9	0	0	0	0	6.2	11	5	5	4	6	6.91	1-0	19	0	0	0	0	14.1	20	15	11	9	10
8 Jake Schweitzer	6.88	1-1	23	3	0	0	0	34.0	43	32	26	16	17	4.36	5-4	48	3	0	0	3	76.1	74	46	37	35	40
52 Coen Evrard	9.00	0-0	1	0	0	0	0	1.0	2	1	1	0	0	9.00	0-0	1	0	0	0	0	1.0	2	1	1	0	0
48 Nicholas Ballard	10.12	1-0	9	0	0	0	0	8.0	8	9	9	8	9	10.12	1-0	9	0	0	0	0	8.0	8	9	9	8	9
5 Jake Bean	10.29	2-3	14	8	0	0	1	35.0	53	41	40	16	31	10.29	2-3	14	8	0	0	1	35.0	53	41	40	16	31
19 TJ Schlageter	11.05	1-0	11	0	0	0	0	14.2	20	18	18	14	12	7.00	4-2	28	6	0	0	0	45.0	46	37	35	30	29
20 Joe Olson	12.86	0-0	6	0	0	0	0	7.0	8	10	10	6	4	12.86	0-0	6	0	0	0	0	7.0	8	10	10	6	4
29 Peter Michael	13.50	0-3	18	2	0	0	1	21.1	37	33	32	14	33	7.41	4-6	32	15	0	0	1	71.2	76	66	59	51	85
13 Tague Davis	13.50	0-0	1	0	0	0	0	0.2	2	2	1	1	1	12.27	0-0	6	0	0	0	0	3.2	8	6	5	8	3
44 Kian Vorster	14.29	1-0	8	2	0	0	0	5.2	9	10	9	12	6	16.71	1-0	11	2	0	0	0	7.0	13	14	13	15	6
25 Bryce Koch	99.00	0-0	1	0	0	0	0	0.0	0	1	1	2	0	99.00	0-0	1	0	0	0	0	0.0	0	1	1	2	0

LOUISVILLE BASEBALL

GAME-BY-GAME HITTING

Date	Opponent	ab	r	h	rbi	2b	3b	hr	tb	bb	ibb	sb	cs	hbp	sac	sf	gdp	k	po	a	e	lob	avg
Feb 13	MICHIGAN STATE	35	3	8	3	3	0	1	14	2	0	3	0	1	0	0	0	11	27	8	0	8	.229
Feb 14	MICHIGAN STATE	38	4	13	4	0	0	1	16	5	0	1	1	1	0	1	0	5	27	11	0	14	.288
Feb 15	MICHIGAN STATE	36	9	13	8	1	0	0	14	5	0	6	1	2	1	0	0	7	27	6	0	11	.312
Feb 17	XAVIER	46	23	23	21	4	2	3	40	10	0	2	0	2	0	1	0	6	27	6	0	12	.368
Feb 20	vs Nebraska	31	4	8	3	2	0	1	13	3	0	1	1	1	0	0	0	7	27	13	1	7	.349
Feb 21	vs Michigan	36	5	9	5	1	3	0	16	3	0	0	0	0	0	0	0	12	24	12	1	7	.333
Feb 22	vs Auburn	33	6	7	4	0	0	1	10	3	0	2	0	2	0	1	1	13	27	15	1	6	.318
Feb 25	EASTERN KENTUCKY	29	6	8	6	2	0	1	13	4	0	4	2	2	1	0	0	2	27	16	2	6	.313
Feb 27	CENTRAL MICHIGAN	27	16	9	15	1	1	3	21	8	0	3	0	2	1	0	1	2	21	2	0	4	.315
Feb 28	CENTRAL MICHIGAN	34	9	10	9	3	0	0	13	5	1	1	0	4	0	0	0	12	27	12	0	8	.313
Mar 01	CENTRAL MICHIGAN	33	7	11	5	3	0	1	17	8	0	0	2	0	0	1	0	4	27	9	0	11	.315
Mar 03	MOREHEAD STATE	33	5	8	4	3	0	0	11	7	0	1	1	1	0	0	1	3	27	7	1	9	.309
Mar 06	SETON HALL	27	16	11	15	4	0	2	21	8	0	2	0	3	0	2	0	7	21	8	0	6	.315
Mar 07	SETON HALL	37	13	14	9	2	0	1	19	7	0	2	2	1	0	0	0	6	24	6	0	9	.320
Mar 08	SETON HALL	35	6	12	6	1	0	3	22	1	0	4	0	1	2	0	0	10	27	11	2	9	.322
Mar 10	MARSHALL	33	16	16	16	3	1	4	33	2	0	2	0	2	0	1	1	5	21	8	1	4	.331
Mar 11	MARSHALL	37	18	20	18	4	1	4	38	9	0	1	0	0	0	0	0	3	21	11	2	10	.345
*Mar 13	NOTRE DAME	41	11	14	10	5	0	1	22	4	0	2	0	2	1	0	0	10	27	10	2	10	.345
*Mar 14	NOTRE DAME	36	8	15	6	1	1	0	18	4	1	4	1	1	0	0	1	7	27	9	1	9	.349
*Mar 15	NOTRE DAME	42	21	21	20	5	0	4	38	9	0	2	0	1	1	0	0	8	27	12	1	9	.358
Mar 18	NORTHERN KENTUCKY	31	16	15	16	5	1	2	28	7	0	3	0	1	0	0	2	1	21	0	0	5	.363
*Mar 20	at North Carolina	24	1	2	1	1	0	0	3	6	0	1	0	2	1	0	1	7	21	8	2	8	.354
*Mar 21	at North Carolina	29	2	5	2	1	0	0	6	5	0	0	0	1	1	1	0	9	27	9	2	8	.347
*Mar 22	at North Carolina	37	6	11	6	1	0	1	15	2	0	0	0	3	0	0	1	9	24	7	0	9	.345
Mar 24	at Western Kentucky	30	5	6	5	2	0	1	11	4	0	0	1	2	0	1	0	9	24	11	4	5	.340
*Mar 27	PITTSBURGH	31	3	7	3	1	0	0	8	6	0	1	1	3	1	1	2	4	27	11	1	12	.336
*Mar 28	PITTSBURGH	37	8	12	6	2	0	1	17	3	1	4	0	2	0	0	0	5	27	6	0	10	.336
*Mar 29	PITTSBURGH	35	7	9	7	0	0	3	18	7	0	1	0	0	1	0	0	6	27	11	1	9	.333
Mar 31	at Eastern Kentucky	33	17	15	17	3	0	3	27	11	1	1	2	2	0	0	1	5	21	13	0	9	.337
*Apr 02	at Duke	34	3	9	3	1	1	2	18	3	1	1	0	1	1	0	0	10	24	10	3	9	.334
*Apr 03	at Duke	39	8	13	8	0	0	3	22	3	0	5	0	0	1	0	0	10	24	10	1	8	.334
*Apr 04	at Duke	36	9	9	9	1	0	3	19	5	0	3	0	3	0	0	0	10	27	13	1	8	.332
Apr 07	at Kentucky	27	2	2	2	0	0	0	2	10	0	5	0	3	1	0	1	12	24	5	1	12	.325
*Apr 10	STANFORD	30	2	4	1	0	0	0	4	5	0	0	0	0	0	0	1	6	27	8	2	6	.320
*Apr 11	STANFORD	29	10	10	10	3	0	1	16	4	0	7	0	1	0	0	0	5	21	8	0	6	.321
*Apr 12	STANFORD	31	4	5	3	0	0	0	5	7	0	6	0	0	0	0	0	5	27	10	0	7	.317
Apr 14	WESTERN KENTUCKY	29	7	7	6	2	0	1	12	6	0	4	0	1	1	1	1	12	27	8	3	7	.315
*Apr 17	at Cal	32	5	9	5	0	0	3	18	2	0	0	0	0	1	1	1	6	24	10	0	4	.314
*Apr 18	at Cal	34	5	9	5	0	0	1	12	1	1	2	0	0	1	1	0	8	24	11	1	5	.313
*Apr 19	at Cal	38	8	13	8	2	0	3	24	7	0	3	1	1	1	0	0	9	27	8	0	12	.314
Apr 21	KENTUCKY	36	14	13	12	3	0	2	22	14	0	6	0	1	0	1	2	5	27	10	0	14	.315
*Apr 24	CLEMSON	39	13	14	11	4	0	2	24	6	2	5	0	4	0	1	0	9	27	11	1	13	.316
*Apr 25	CLEMSON	37	11	13	8	1	0	1	17	6	0	3	2	0	0	1	0	6	27	15	0	9	.317
*Apr 26	CLEMSON	35	7	9	7	2	0	4	23	3	0	1	1	3	0	0	1	6	30	13	0	6	.316
Apr 28	INDIANA	34	6	10	6	2	1	1	17	5	0	2	1	2	0	2	0	6	27	12	3	10	.315
*Apr 30	at Wake Forest	40	8	9	5	1	0	1	13	7	0	1	1	1	0	0	0	16	28	15	1	10	.313
*May 01	at Wake Forest	31	5	8	5	2	0	3	19	4	0	0	2	0	0	0	1	14	24	7	2	3	.312
*May 02	at Wake Forest	37	5	9	4	2	0	2	17	4	0	1	1	4	0	0	0	12	24	5	1	13	.310
May 05	at Vanderbilt	30	6	4	6	0	0	2	10	4	0	0	0	1	0	0	0	14	24	2	1	3	.307
*May 07	at Miami	35	8	9	8	4	0	1	16	3	0	0	0	1	1	0	0	12	24	12	0	5	.306
*May 08	at Miami	43	16	13	16	1	0	3	23	7	0	1	1	2	2	1	1	14	33	17	1	6	.306
*May 09	at Miami	37	8	10	6	2	0	1	15	3	0	3	0	3	0	0	1	14	24	7	0	8	.305
May 12	BELLARMINE	36	14	16	12	4	0	3	29	7	2	4	1	1	1	2	0	5	27	13	0	9	.308
*May 14	VIRGINIA	36	3	8	3	0	0	0	8	5	0	5	1	1	0	0	0	10	27	10	3	12	.306
*May 15	VIRGINIA	39	12	17	11	6	1	0	25	6	0	3	0	0	0	1	0	7	24	7	0	12	.309
*May 16	VIRGINIA	34	10	12	10	4	0	3	25	5	0	2	0	1	1	1	0	7	27	13	1	8	.310
Totals		1924	480	596	440	111	13	88	997	300	10	127	27	80	23	24	22	445	1429	538	51	469	.310

LOUISVILLE BASEBALL

GAME-BY-GAME PITCHING

Date	Opponent	ip	h	r	er	bb	so	2b	3b	hr	wp	bk	hbp	dp	ibb	score	w-l	sv	era
Feb 13	MICHIGAN STATE	9.0	5	4	4	2	11	0	0	2	0	0	5	1	0	3-4	0-1	0	4.00
Feb 14	MICHIGAN STATE	9.0	14	13	13	4	4	3	0	3	3	0	1	0	0	4-13	0-2	0	8.50
Feb 15	MICHIGAN STATE	9.0	4	1	1	5	11	1	0	0	1	0	0	1	0	9-1	1-2	0	6.00
Feb 17	XAVIER	9.0	16	11	11	3	13	3	0	4	0	0	1	0	0	23-11	2-2	1	7.25
Feb 20	vs Nebraska	9.0	8	2	2	5	7	2	0	1	0	0	1	3	0	4-2	3-2	2	6.20
Feb 21	vs Michigan	8.0	10	8	8	4	12	1	0	2	1	0	2	1	0	5-8	3-3	2	6.62
Feb 22	vs Auburn	9.0	13	10	10	6	8	1	0	3	1	0	1	0	0	6-10	3-4	2	7.11
Feb 25	EASTERN KENTUCKY	9.0	9	5	5	7	8	1	0	0	0	0	0	3	1	6-5	4-4	3	6.85
Feb 27	CENTRAL MICHIGAN	7.0	5	2	2	5	10	1	0	1	1	0	0	0	0	16-2	5-4	3	6.46
Feb 28	CENTRAL MICHIGAN	9.0	9	8	8	9	14	4	0	1	3	0	2	1	0	9-8	6-4	3	6.62
Mar 01	CENTRAL MICHIGAN	9.0	7	5	5	6	9	2	0	0	1	0	2	0	0	7-5	7-4	4	6.47
Mar 03	MOREHEAD STATE	9.0	11	13	13	14	12	2	0	2	0	0	1	1	0	5-13	7-5	4	7.03
Mar 06	SETON HALL	7.0	7	1	1	2	7	1	0	0	2	0	1	0	0	16-1	8-5	4	6.67
Mar 07	SETON HALL	8.0	7	3	3	3	15	3	1	0	1	0	0	0	0	13-3	9-5	4	6.45
Mar 08	SETON HALL	9.0	5	2	1	4	11	0	0	0	0	0	1	1	0	6-2	10-5	4	6.07
Mar 10	MARSHALL	7.0	8	5	2	2	5	2	0	0	3	0	1	1	0	16-5	11-5	4	5.89
Mar 11	MARSHALL	7.0	12	8	6	5	5	3	0	1	0	0	2	1	0	18-8	12-5	4	5.98
*Mar 13	NOTRE DAME	9.0	14	14	14	10	10	3	0	2	1	0	2	0	0	11-14	12-6	4	6.45
*Mar 14	NOTRE DAME	9.0	12	7	6	4	7	4	0	1	1	0	1	0	0	8-7	13-6	4	6.43
*Mar 15	NOTRE DAME	9.0	12	12	12	11	6	0	0	3	1	0	1	0	0	21-12	14-6	4	6.72
Mar 18	NORTHERN KENTUCKY	7.0	5	1	1	3	13	2	0	1	0	0	0	0	0	16-1	15-6	4	6.51
*Mar 20	at North Carolina	7.0	13	11	10	10	5	2	0	1	1	0	0	0	0	1-11	15-7	4	6.75
*Mar 21	at North Carolina	9.0	3	0	0	2	11	0	0	0	0	0	1	1	0	2-0	16-7	5	6.44
*Mar 22	at North Carolina	8.0	10	7	7	5	6	2	0	1	0	0	3	1	0	6-7	16-8	5	6.49
Mar 24	at Western Kentucky	8.0	16	10	8	6	6	4	1	0	1	0	1	0	0	5-10	16-9	5	6.59
*Mar 27	PITTSBURGH	9.0	6	4	4	8	9	2	0	0	2	0	1	1	1	3-4	16-10	5	6.48
*Mar 28	PITTSBURGH	9.0	10	5	5	7	12	1	0	2	1	0	2	0	1	8-5	17-10	6	6.42
*Mar 29	PITTSBURGH	9.0	14	13	13	13	6	1	0	3	3	0	2	0	0	7-13	17-11	6	6.67
Mar 31	at Eastern Kentucky	7.0	10	7	7	6	2	2	0	2	1	0	2	2	0	17-7	18-11	6	6.74
*Apr 02	at Duke	8.0	10	6	5	1	16	2	0	1	0	0	2	1	0	3-6	18-12	6	6.71
*Apr 03	at Duke	8.0	12	10	10	5	6	1	0	3	1	0	2	1	0	8-10	18-13	6	6.85
*Apr 04	at Duke	9.0	13	4	4	3	9	3	0	0	0	0	2	2	0	9-4	19-13	6	6.75
Apr 07	at Kentucky	8.0	7	4	3	4	8	0	0	0	0	0	3	0	0	2-4	19-14	6	6.65
*Apr 10	STANFORD	9.0	12	12	9	6	10	3	0	2	1	0	4	0	0	2-12	19-15	6	6.73
*Apr 11	STANFORD	7.0	9	0	0	2	8	0	0	0	0	0	2	2	0	10-0	20-15	6	6.57
*Apr 12	STANFORD	9.0	9	6	6	7	8	0	0	1	0	0	1	1	0	4-6	20-16	6	6.55
Apr 14	WESTERN KENTUCKY	9.0	6	3	2	2	6	2	0	1	1	0	4	1	0	7-3	21-16	6	6.42
*Apr 17	at Cal	8.0	11	8	8	2	9	2	0	2	3	0	1	1	0	5-8	21-17	6	6.48
*Apr 18	at Cal	8.0	9	6	6	2	5	1	0	2	3	0	2	1	0	5-6	21-18	6	6.49
*Apr 19	at Cal	9.0	9	5	5	3	7	1	0	0	0	0	2	0	0	8-5	22-18	7	6.45
Apr 21	KENTUCKY	9.0	12	10	10	4	11	4	0	3	2	2	4	1	0	14-10	23-18	8	6.54
*Apr 24	CLEMSON	9.0	11	10	9	6	10	2	0	3	1	0	2	2	0	13-10	24-18	8	6.60
*Apr 25	CLEMSON	9.0	8	6	6	8	8	1	0	2	1	0	1	1	0	11-6	25-18	8	6.59
*Apr 26	CLEMSON	10.0	9	5	5	14	7	1	0	0	0	0	1	1	1	7-5	26-18	8	6.53
Apr 28	INDIANA	9.0	11	10	9	6	7	4	0	2	2	0	1	0	0	6-10	26-19	8	6.59
*Apr 30	at Wake Forest	9.1	16	9	8	8	6	2	0	0	0	0	2	3	0	8-9	26-20	8	6.62
*May 01	at Wake Forest	8.0	11	6	5	3	8	1	0	1	2	0	1	0	0	5-6	26-21	8	6.60
*May 02	at Wake Forest	8.0	8	7	6	5	9	3	0	1	2	0	0	1	0	5-7	26-22	8	6.60
May 05	at Vanderbilt	8.0	11	12	8	5	12	1	0	3	0	0	2	0	0	6-12	26-23	8	6.65
*May 07	at Miami	8.0	14	13	12	8	1	1	1	0	0	0	1	1	0	8-13	26-24	8	6.78
*May 08	at Miami	11.0	13	9	9	5	10	2	1	1	1	0	3	0	0	16-9	27-24	8	6.79
*May 09	at Miami	8.0	13	10	10	2	7	2	0	4	2	0	2	0	0	8-10	27-25	8	6.87
May 12	BELLARMINE	9.0	9	7	7	6	8	2	0	0	2	0	1	1	0	14-7	28-25	8	6.87
*May 14	VIRGINIA	9.0	8	8	1	9	8	1	0	0	0	0	1	1	0	3-8	28-26	8	6.76
*May 15	VIRGINIA	8.0	6	2	2	7	8	1	0	1	1	0	0	1	0	12-2	29-26	8	6.68
*May 16	VIRGINIA	9.0	11	5	5	2	5	0	1	0	1	0	0	1	0	10-5	30-26	9	6.65
Totals		476.1	553	385	352	306	472	96	5	69	55	2	84	43	4	480-385	30-26	9	6.65

O ALEX ALICEA 

JR | INF | 5-8 | 155 | S / R | Criminal Justice
Milwaukee, Wis. | St. Thomas More High School



NOTES 2025 Brooks Wallace Award Semifinalist | 2025 Nashville Regional All-Tournament Team

Matched his career high with three hits in the win over Michigan State on Feb. 15 ... Had a career high four hits in the win over Xavier on Feb. 17 ... Had a triple, homer and drove in three in the win over Central Michigan on Feb. 27 ... Tallied three hits and drove in two in the win over Seton Hall on March 7 ... Hit a game-tying RBI triple and then scored the winning run in the eighth inning against Notre Dame on March 14 ... Matched his career high with four hits in the win over Notre Dame on March 15 ... Hit a three-run inside-the-park homer against Northern Kentucky on March 18.

In 2025 ... Played in 61 games, making 59 starts (all at SS) ... Posted a .307 average with 10 doubles, three triples and one home run ... Scored 50 runs and drove in 25 ... Finished 34-of-40 in stolen bases, ranking third in the ACC and tied for ninth-most in program history ... Named to the Nashville Regional All-Tournament team after going 5-for-10, including a 3-for-3 game in the final against Wright State.

In 2024 ... Played in 47 games during his freshman season, starting 36 (35 at 2B, 1 at SS) ... Finished with a .291 average, 11 doubles, two triples and one home run ... Drove in 25 and scored 27 times ... Tallied more walks and HBPs (23) than strikeouts (18) ... Made his collegiate debut as a defensive replacement against UConn on Feb. 16 ... Drew his first start on Feb. 23 at second base against St. Bonaventure ... Hit the first home run of his career in the series opener at North Carolina on May 10.

Lettered three years in baseball at St. Thomas More High School ... Three-time All-State and All-District selection ... 2023 Metro Classic Conference Player of the Year ... 2023 PBR Wisconsin Player of the Year ... 2023 WBCA Division 2 Player of the Year ... Hit over .500 in all three varsity seasons ... Was a perfect 57-for-57 in stolen bases as a senior, setting the school record ... Ranked as the No. 11 overall player in Wisconsin by Perfect Game.

SEASON/CAREER BESTS

HITS
Season 4 [2x], last vs. Notre Dame (3/15/26)
Career same

DOUBLES
Season 1 [7x], last vs. Clemson (4/24/26)
Career 1 [26x], last vs. Clemson (4/24/26)

TRIPLES
Season 1 [2x], last vs. Notre Dame (3/14/26)
Career 1 [7x], last vs. Notre Dame (3/14/26)

HOME RUNS
Season 1 [2x], last vs. NKU (3/18/26)
Career 1 [4x], last vs. NKU (3/18/26)

RBIS
Season 3 [2x], last vs. NKU (3/18/26)
Career 3 [7x], last vs. NKU (3/18/26)

RUNS
Season 3 [3x], last vs. Notre Dame (3/15/26)
Career 3 [6x], last vs. Notre Dame (3/15/26)

STOLEN BASES
Season 1 [8x], last vs. Clemson (4/25/26)
Career 2 [7x], last vs. Oregon State (6/17/25)

PUTOUTS
Season 3 [3x], last vs. Virginia (5/16/26)
Career 6 vs. Clemson (4/27/24)

ASSISTS
Season 8 vs. Bellarmine (5/12/26)
Career same

HIT STREAK
Season 4 [2x, last 3/14-20/26]
Career 7 [2/22-3/2/25]

PRODUCTION TRACKER

HITS	2025	2026	Career
2.....	13	8	30
3.....	5	3	10
4.....	0	2	2
5+.....	0	0	0

RBIS	2025	2026	Career
2.....	4	4	12
3.....	2	2	7
4.....	0	0	0
5+.....	0	0	0

CAREER STATS

	YEAR	AVG	GP	GS	AB	R	H	2B	3B	HR	RBI	TR	SLG%	BB	HBP	SO	GDP	OB%	SF	SH	SB	SBA	PO	A	E	FLD%
O V R	2024	.291	47	36	127	27	37	11	2	1	25	55	.433	18	5	18	2	.397	1	3	4	4	51	87	3	.979
	2025	.307	61	59	202	50	62	10	3	1	25	81	.401	39	11	31	1	.444	0	9	34	40	77	134	5	.977
	2026	.295	43	40	156	34	46	7	2	2	24	63	.404	12	4	21	1	.358	1	5	9	12	40	79	5	.960
	TOTAL		.299	151	135	485	111	145	28	7	4	74	199	.410	69	20	70	4	.406	2	17	47	56	168	300	13
A C C	2024	.235	25	20	68	12	16	5	0	1	10	24	.353	11	3	12	1	.361	1	1	3	3	31	51	1	.988
	2025	.262	28	27	84	22	32	3	0	0	6	25	.298	23	7	16	1	.456	0	2	16	17	40	77	1	.992
	2026	.271	22	19	70	14	19	1	1	0	8	22	.314	5	3	11	0	.346	0	3	5	5	22	33	2	.965
	TOTAL		.257	75	66	222	48	57	9	1	1	24	71	.320	39	13	39	2	.396	1	6	24	25	93	161	4

GAME-BY-GAME STATS

DATE	OPPONENT	GS	AB	R	H	RBI	2B	3B	HR	BB	IBB	SB	CS	HBP	SAC	SF	GDP	K	PO	A	E	AVG	
FEB 13, 2026	MICHIGAN STATE	*	4	0	0	0	0	0	1	0	0	0	0	0	0	0	0	0	0	2	0	.000	
FEB 14, 2026	MICHIGAN STATE	*	5	0	0	0	0	0	0	0	0	0	0	0	0	0	0	0	1	2	6	0	.000
FEB 15, 2026	MICHIGAN STATE	*	4	2	3	2	1	0	0	0	0	1	0	0	1	0	0	0	2	1	0	.231	
FEB 17, 2026	XAVIER	*	7	3	4	2	1	0	0	0	0	1	0	0	0	0	0	1	2	2	0	.350	
FEB 20, 2026	NEBRASKA	*	4	0	1	0	0	0	0	0	0	0	0	0	0	0	0	0	0	5	0	.333	
FEB 21, 2026	MICHIGAN	*	5	0	0	0	0	0	0	0	0	0	0	0	0	0	0	0	1	1	0	.276	
FEB 27, 2026	CENTRAL MICHIGAN	*	5	2	3	0	1	1	0	0	0	0	0	0	0	0	0	0	0	1	0	.294	
FEB 28, 2026	CENTRAL MICHIGAN	*	4	2	2	0	0	0	1	0	0	0	0	0	0	0	0	1	2	0	0	.316	
MAR 01, 2026	CENTRAL MICHIGAN	*	4	1	0	0	0	0	1	0	0	0	0	0	0	0	0	1	2	2	0	.286	
MAR 03, 2026	MOREHEAD STATE	*	5	1	2	0	1	0	0	0	0	0	0	0	0	0	0	0	0	1	0	.298	
MAR 06, 2026	SETON HALL	*	3	1	0	1	0	0	0	0	0	1	0	0	1	0	1	0	1	0	1	.280	
MAR 07, 2026	SETON HALL	*	5	1	3	2	1	0	0	0	0	0	2	0	0	0	0	0	1	1	1	.309	
MAR 08, 2026	SETON HALL	*	5	0	2	1	0	0	0	0	0	0	0	0	0	0	0	0	0	4	1	.317	
MAR 10, 2026	MARSHALL	*	4	1	2	1	1	0	0	0	0	0	0	0	0	0	1	0	2	3	0	.328	
MAR 11, 2026	MARSHALL	*	3	3	1	1	1	0	0	3	0	0	0	0	0	0	0	0	1	2	1	.328	
MAR 13, 2026	NOTRE DAME	*	4	1	0	0	0	0	0	0	0	1	0	0	1	0	0	2	0	4	1	.310	
MAR 14, 2026	NOTRE DAME	*	5	1	2	1	0	1	0	0	0	0	0	0	0	0	0	1	0	1	0	.316	
MAR 15, 2026	NOTRE DAME	*	5	3	4	0	0	0	1	0	1	0	0	0	0	0	0	0	1	3	0	.346	
MAR 18, 2026	NORTHERN KENTUCKY	*	4	1	1	3	0	0	1	0	0	0	0	0	0	0	0	0	0	0	0	.341	
MAR 20, 2026	NORTH CAROLINA	*	3	0	1	0	0	0	0	0	0	0	0	1	0	0	0	0	2	0	0	.341	
MAR 21, 2026	NORTH CAROLINA	*	4	0	0	0	0	0	0	0	0	0	0	0	0	0	0	2	2	1	0	.326	
MAR 22, 2026	NORTH CAROLINA	*	4	1	0	0	0	0	0	0	0	0	0	1	0	0	0	0	3	3	0	.312	
MAR 24, 2026	WESTERN KENTUCKY	*	3	0	0	0	0	0	0	0	0	0	0	1	0	0	0	1	0	2	0	.303	
MAR 27, 2026	PITTSBURGH	*	4	0	1	0	0	0	0	0	0	0	0	0	0	0	0	0	1	1	0	.301	
MAR 28, 2026	PITTSBURGH	*	4	1	1	1	0	0	0	0	0	1	0	1	0	0	0	0	0	0	1	.299	
MAR 29, 2026	PITTSBURGH	*	3	1	0	0	0	0	0	1	0	0	0	0	0	0	0	0	1	3	0	.291	
MAR 31, 2026	EASTERN KENTUCKY	*	2	1	1	0	0	0	0	1	0	0	1	0	0	0	0	0	1	2	0	.295	
APR 02, 2026	DUKE	*	3	0	0	0	0	0	0	0	0	0	0	0	0	0	0	0	2	0	2	.287	
APR 14, 2026	WESTERN KENTUCKY	*	3	0	1	0	0	0	0	0	0	1	0	0	1	0	0	1	0	2	0	.288	
APR 17, 2026	CAL	*	4	0	1	0	0	0	0	0	0	0	0	0	0	0	0	1	1	2	0	.287	
APR 18, 2026	CAL	*	1	0	0	0	0	0	0	0	0	0	0	0	0	0	0	0	2	2	0	.285	
APR 24, 2026	CLEMSON	*	3	2	1	0	1	0	0	1	0	0	0	1	0	0	0	1	1	2	0	.286	
APR 25, 2026	CLEMSON	*	3	1	1	1	0	0	1	0	1	0	0	0	0	0	0	0	3	1	0	.287	
APR 26, 2026	CLEMSON	*	4	0	1	0	0	0	0	0	0	0	0	0	0	0	0	0	0	2	0	.286	
APR 28, 2026	INDIANA	*	2	0	0	0	0	0	0	0	0	0	0	0	0	0	0	0	2	1	0	.281	
APR 30, 2026	WAKE FOREST	*	2	0	0	0	0	0	0	0	0	0	0	0	0	0	0	1	0	0	0	.277	
MAY 02, 2026	WAKE FOREST	*	0	0	0	0	0	0	0	0	0	0	0	0	0	0	0	0	0	0	0	.277	
MAY 08, 2026	MIAMI	*	3	0	1	2	0	0	0	0	0	0	0	0	0	0	0	0	1	0	1	.279	
MAY 09, 2026	MIAMI	*	0	0	0	0	0	0	0	0	0	0	0	0	0	0	0	0	1	0	0	.279	
MAY 12, 2026	BELLARMINE	*	5	1	2	0	0	0	0	0	0	0	0	0	0	0	0	0	1	8	0	.283	
MAY 14, 2026	VIRGINIA	*	4	0	2	1	0	0	0	0	0	1	0	0	0	0	0	0	0	1	1	.289	
MAY 15, 2026	VIRGINIA	*	5	2	3	1	0	0	0	0	0	0	0	0	0	0	0	0	1	1	0	.299	
MAY 16, 2026	VIRGINIA	*	2	1	0	1	0	0	0	1	0	0	0	0	1	0	0	0	3	2	0	.295	

14 GEORGE BAKER

JR | C | 6-1 | 205 | L / R | Sport Administration
Waldorf, Md. | Pro5 Baseball Academy



NOTES

Tallied a hit in each of the last two games against Michigan State ... Had a pinch-hit RBI single against Morehead State on March 3 ... Drove in a pair in the win over Seton Hall on March 7 ... Drove in a run and scored twice against Marshall on March 11 ... Hit a three-run home run against Pitt on March 29 ... Recorded the first multi-hit game of his career on April 30 against Wake Forest.

In 2025 ... Played in 27 games with 15 starts (all at C) ... Finished with a .111 batting average, two doubles and a home run ... Drove in five and scored six runs ... Threw out 7-of-16 potential base stealers ... Made his collegiate debut against Oklahoma State on Feb. 15 ... Picked up his first career hit and RBI versus Arizona on Feb. 16 ... Hit his first career homer against Oakland on March 12 and had three caught stealings to match the most by a Louisville catcher under Dan McDonnell.

In 2024 ... Did not see game action.

Attended Pro5 Baseball Academy in Holly Springs, N.C. ... Participated in the 2022 Hank Aaron Invitational at Truist Park ... Ranked No. 248 in the 2023 class by Perfect Game.

SEASON/CAREER BESTS

HITS	
Season	2 vs. Wake Forest (4/30/26)
Career	same
DOUBLES	
Season	-
Career	1 (2x), last vs. BC (4/4/25)
TRIPLES	
Season	-
Career	-
HOME RUNS	
Season	1 vs. Pitt (3/29/26)
Career	1 (2x), last vs. Pitt (3/29/26)
RBIS	
Season	3 vs. Pitt (3/29/26)
Career	same
RUNS	
Season	2 vs. Marshall (3/11/26)
Career	same
STOLEN BASES	
Season	1 vs. Michigan State (2/15/26)
Career	same
PUTOUTS	
Season	15 vs. CMU (2/28/26)
Career	same
ASSISTS	
Season	2 (4x), last vs. Wake Forest (4/30/26)
Career	3 vs. Oakland (3/12/25)
HIT STREAK	
Season	5 (3/3-21/26)
Career	same

PRODUCTION TRACKER

HITS	2025	2026	Career
2.....	0	1	1
3.....	0	0	0
4.....	0	0	0
5+.....	0	0	0
RBIS	2025	2026	Career
2.....	1	1	2
3.....	0	1	1
4.....	0	0	0
5+.....	0	0	0

CAREER STATS

	YEAR	AVG	GP	GS	AB	R	H	2B	3B	HR	RBI	TB	SLG%	BB	HBP	SO	GDP	OB%	SF	SH	SB	SBA	PO	A	E	FLO%
O V E R	2025	.111	27	15	45	6	5	2	0	1	5	10	.222	0	7	18	0	.231	0	1	0	0	95	13	1	.991
	2026	.206	25	17	63	7	13	0	0	1	8	16	.254	7	6	24	2	.342	0	0	1	1	142	15	1	.994
	TOTAL	.167	52	32	108	13	18	2	0	2	13	26	.241	7	13	42	2	.297	0	1	1	1	237	28	2	.993
A C C	YEAR	AVG	GP	GS	AB	R	H	2B	3B	HR	RBI	TB	SLG%	BB	HBP	SO	GDP	OB%	SF	SH	SB	SBA	PO	A	E	FLO%
	2025	.083	13	8	24	2	2	1	0	0	1	3	.125	0	3	9	0	.185	0	1	0	0	49	5	1	.982
	2026	.200	14	12	40	2	8	0	0	1	4	11	.275	4	5	19	1	.347	0	0	0	0	91	7	1	.990
TOTAL	.156	27	20	64	4	10	1	0	1	5	14	.219	4	8	28	1	.289	0	1	0	0	140	12	2	.987	

GAME-BY-GAME STATS

DATE	OPPONENT	GS	AB	R	H	RBI	2B	3B	HR	BB	IBB	SB	CS	HBP	SAC	SF	GDP	K	PO	A	E	AVG	
FEB 14, 2026	MICHIGAN STATE		1	0	1	0	0	0	0	0	0	0	0	0	0	0	0	0	1	0	0	0	1.000
FEB 15, 2026	MICHIGAN STATE	*	3	1	1	0	0	0	0	0	0	1	0	1	0	0	0	1	10	1	0	.500	
FEB 22, 2026	AUBURN	*	4	0	0	0	0	0	0	0	0	0	0	0	0	0	1	3	8	2	0	.250	
FEB 25, 2026	EASTERN KENTUCKY		1	0	0	0	0	0	0	0	0	0	0	0	0	0	0	0	0	0	0	.222	
FEB 28, 2026	CENTRAL MICHIGAN	*	3	0	0	0	0	0	0	0	0	0	0	0	0	0	0	1	15	1	0	.167	
MAR 03, 2026	MOREHEAD STATE		1	0	1	1	0	0	0	0	0	0	0	0	0	0	0	0	0	0	0	.231	
MAR 07, 2026	SETON HALL	*	4	1	1	2	0	0	0	1	0	0	0	0	0	0	0	0	13	2	0	.235	
MAR 11, 2026	MARSHALL	*	3	2	1	1	0	0	0	1	0	0	0	0	0	0	0	0	3	1	0	.250	
MAR 14, 2026	NOTRE DAME	*	3	0	1	0	0	0	0	0	0	0	1	0	0	0	0	1	8	1	0	.261	
MAR 21, 2026	NORTH CAROLINA	*	4	0	1	0	0	0	0	0	0	0	0	0	0	0	0	2	11	0	0	.259	
MAR 24, 2026	WESTERN KENTUCKY		1	0	0	0	0	0	0	0	0	0	0	0	0	0	0	0	0	0	0	.250	
MAR 27, 2026	PITTSBURGH	*	2	0	0	0	0	0	0	1	0	0	0	1	0	0	1	8	0	1	0	.233	
MAR 29, 2026	PITTSBURGH	*	3	1	1	3	0	0	1	1	0	0	0	0	0	0	0	8	0	0	0	.242	
MAR 31, 2026	EASTERN KENTUCKY		1	1	0	0	0	0	0	1	0	0	0	0	0	0	0	1	1	0	0	.235	
APR 03, 2026	DUKE	*	4	0	0	0	0	0	0	0	0	0	0	0	0	0	0	3	7	0	0	.211	
APR 10, 2026	STANFORD	*	3	0	1	0	0	0	0	0	0	0	0	0	0	0	0	2	10	1	0	.220	
APR 17, 2026	CAL	*	4	0	1	0	0	0	0	0	0	0	0	0	0	0	0	1	8	2	0	.222	
APR 24, 2026	CLEMSON	*	4	0	1	0	0	0	0	0	0	0	1	0	0	0	0	1	7	1	0	.224	
APR 26, 2026	CLEMSON	*	1	1	0	0	0	0	0	1	0	0	0	1	0	0	0	1	7	0	0	.220	
APR 30, 2026	WAKE FOREST	*	4	0	2	0	0	0	0	1	0	0	0	0	0	0	0	1	4	2	0	.241	
MAY 02, 2026	WAKE FOREST	*	3	0	0	0	0	0	0	0	0	0	1	0	0	0	0	2	8	0	0	.228	
MAY 05, 2026	VANDERBILT		1	0	0	0	0	0	0	0	0	0	0	0	0	0	0	0	0	0	0	.224	
MAY 07, 2026	MIAMI		1	0	0	0	0	0	0	0	0	0	0	0	0	0	0	1	0	0	0	.220	
MAY 08, 2026	MIAMI		1	0	0	0	0	0	0	0	0	0	0	0	0	0	0	1	0	0	0	.217	
MAY 09, 2026	MIAMI	*	3	0	0	1	0	0	0	0	0	0	0	0	0	0	0	2	5	0	0	.206	

48 NICHOLAS BALLARD

FR | LHP | 6-0 | 200 | L / L | Business Administration
Louisville, Ky. | DuPont Manual High School



NOTES

Made his collegiate debut against Morehead State on March 3, striking out three of the four batters he faced ... Struck out three in a pair of innings against Marshall on March 10 ... Recorded four outs without allowing a run at Miami on May 7.

Lettered four years in baseball at DuPont Manual High School ... Earned KHSBCA All-State honors as a senior ... Ranked the No. 15 player and No. 2 left-handed pitcher in Kentucky by Perfect Game.

SEASON/CAREER BESTS

LONGEST START (IP)

Season -
Career -

SHORTEST START (IP)

Season -
Career -

LONGEST RELIEF OUTING

Season 2.0 vs. Marshall (3/10/26)
Career same

STRIKEOUTS

Season 3 (2x), last vs. Marshall (3/10/26)
Career same

WALKS

Season 2 (3x), last vs. Bellarmine (5/12/26)
Career same

HITS

Season 3 vs. Notre Dame (3/15/26)
Career same

RUNS

Season 4 vs. Notre Dame (3/15/26)
Career same

EARNED RUNS

Season 4 vs. Notre Dame (3/15/26)
Career same

WILD PITCHES

Season 1 (2x), last vs. Bellarmine (5/12/26)
Career same

HIT BY PITCHES

Season 1 at Miami (5/7/26)
Career same

SCORELESS STREAK

Season 2.1 (3/3-10/26)
Career same

PITCH COUNT

Season 32 vs. Notre Dame (3/15/26)
Career same

GAME-BY-GAME STATS

DATE	OPPONENT	GS	IP	H	R	ER	BB	SO	2B	3B	HR	WP	BK	HBP	IBB	SCORE	W	L	SV	FRA	PC
MAR 03, 2026	MOREHEAD STATE	1.0	1	0	0	0	3	1	0	0	0	0	0	0	0	5-13	0	0	0	0.00	14
MAR 10, 2026	MARSHALL	2.0	2	1	1	0	3	0	0	0	1	0	0	0	0	16-5	1	0	0	3.00	31
MAR 15, 2026	NOTRE DAME	1.1	3	4	4	2	0	0	0	1	0	0	0	0	0	21-12	1	0	0	10.38	32
MAR 24, 2026	WESTERN KENTUCKY	0.1	1	1	1	1	1	0	0	0	0	0	0	0	0	5-10	1	0	0	11.57	12
MAR 29, 2026	PITTSBURGH	0.1	0	0	0	2	0	0	0	0	0	0	0	0	0	7-13	1	0	0	10.80	14
APR 28, 2026	INDIANA	0.2	0	0	0	0	0	0	0	0	0	0	0	0	0	6-10	1	0	0	9.53	6
MAY 05, 2026	VANDERBILT	1.0	1	1	1	0	2	0	0	1	0	0	0	0	0	6-12	1	0	0	9.45	16
MAY 07, 2026	MIAMI	1.1	0	0	0	1	0	0	0	0	0	0	1	0	0	8-13	1	0	0	7.88	19
MAY 12, 2026	BELLARMINE	0.0	0	2	2	2	0	0	0	0	1	0	0	0	0	14-7	1	0	0	10.12	10

CAREER STATS

	YEAR	ERA	W	L	APP	GS	CG	SHO	CBO	SV	IP	H	R	ER	BB	SO	2B	3B	HR	BF	B/AVG	WP	HBP	BK	SFA	SHA
O	2026	10.12	1	0	9	0	0	0	0	0	8.0	8	9	9	8	9	1	0	2	41	.250	2	1	0	0	0
A	2026	12.00	0	0	3	0	0	0	0	0	3.0	3	4	4	5	0	0	0	1	18	.250	0	1	0	0	0
C																										

5 JAKE BEAN

JR | RHP | 6-3 | 190 | R / R | Business Administration
Middlefield, Ohio | Cardinal High School / Kent State



SEASON/CAREER BESTS

LONGEST START (IP)

Season 6.0 vs. Seton Hall (3/8/26)
Career 7.0 (2x), last at Ball State (5/3/25)

SHORTEST START (IP)

Season 2.0 (2x), last vs. Indiana (4/28/26)
Career 1.1 vs. Hofstra (3/16/25)

LONGEST RELIEF OUTING

Season 1.2 vs. Pitt (3/28/26)
Career 2.2 at Youngstown State (4/23/24)

STRIKEOUTS

Season 8 vs. Michigan (2/21/26)
Career same

WALKS

Season 5 vs. Notre Dame (3/15/26)
Career same

HITS

Season 7 vs. Michigan State (2/14/26)
Career 8 (2x), last vs. Ball State (5/23/25)

RUNS

Season 7 vs. Indiana (4/28/26)
Career same

EARNED RUNS

Season 6 vs. Indiana (4/28/26)
Career same

WILD PITCHES

Season 1 (6x), last vs. Kentucky (4/21/26)
Career 2 at Mercer (2/23/25)

HIT BY PITCHES

Season 3 vs. WKU (4/14/26)
Career same

SCORELESS STREAK

Season 8.0 (3/1-8/26)
Career 11.0 (3/29-4/12/25)

PITCH COUNT

Season 91 vs. CMU (3/1/26)
Career 99 at Ball State (5/3/25)

NOTES

2025 All-MAC First Team

Made his Louisville debut in a game two start against Michigan State on Feb. 14 ... Set a new career high with eight strikeouts against Michigan on Feb. 21 ... Allowed just one run over 6.0-plus innings against Seton Hall on March 8 for his first win in a Louisville uniform ... Made his first relief appearance of the season on March 22 at North Carolina ... Notched his first career save by recording the final five outs in the win over Pitt on March 28 ... Allowed just one run on two hits over five innings for the win against Western Kentucky on April 14.

In 2025 at Kent State ... Earned First Team All-MAC honors as a sophomore ... Posted a 6-2 record in 15 starts with a 4.20 ERA ... Struck out 72 batters in 75.0 innings ... Began the season as the Sunday starter before working his way into the Friday night role in the second half of the year ... Allowed two earned runs or less in nine of 15 starts ... Won five consecutive starts in MAC play, giving up just six runs over 28.1 innings in wins over Bowling Green, Toledo, Central Michigan, Miami (Ohio), and Ohio.

In 2024 at Kent State ... Made nine appearances as a freshman in 2024, recording a 8.00 ERA in 9.0 innings ... Made his collegiate debut at Louisiana Tech on February 25.

Lettered four years in baseball and basketball at Cardinal High School ... Also played two years of golf and one of football ... Named the 2023 PBR Ohio Division III Player and Pitcher of the Year after going 8-1 with a 0.49 ERA in 57 innings.

GAME-BY-GAME STATS

DATE	OPPONENT	GS	IP	H	R	ER	BB	SO	2B	3B	HR	WP	BK	HBP	IBB	SCORE	W	L	SV	ERA	PC
FEB 14, 2026	MICHIGAN STATE	*	3.2	7	5	5	2	0	3	0	0	1	0	0	0	4-13	0	1	0	12.27	67
FEB 21, 2026	MICHIGAN	*	3.2	5	5	5	1	8	1	0	1	1	0	1	0	5-8	0	2	0	12.27	82
MAR 01, 2026	CENTRAL MICHIGAN	*	5.2	6	4	4	3	5	2	0	0	1	0	0	0	7-5	0	2	0	9.69	91
MAR 08, 2026	SETON HALL	*	6.0	3	1	1	1	5	0	0	0	0	0	0	0	6-2	1	2	0	7.11	74
MAR 15, 2026	NOTRE DAME	*	2.2	5	5	5	5	2	0	0	2	0	0	0	0	21-12	1	2	0	8.31	78
MAR 22, 2026	NORTH CAROLINA		0.1	1	0	0	0	0	0	0	0	0	0	0	0	6-7	1	2	0	8.18	6
MAR 24, 2026	WESTERN KENTUCKY		0.2	3	2	2	0	1	2	0	0	0	0	0	0	5-10	1	2	0	8.74	14
MAR 28, 2026	PITTSBURGH		1.2	2	0	0	1	3	0	0	0	0	0	1	0	8-5	1	2	1	8.14	31
APR 03, 2026	DUKE		0.1	3	2	2	0	0	1	0	1	1	0	0	0	8-10	1	2	1	8.76	18
APR 14, 2026	WESTERN KENTUCKY	*	5.0	2	1	1	0	2	0	0	1	1	0	3	0	7-3	2	2	1	7.58	82
APR 21, 2026	KENTUCKY	*	2.0	4	3	3	1	2	1	0	1	1	0	1	0	14-10	2	2	1	7.96	43
APR 28, 2026	INDIANA	*	2.0	6	7	6	1	2	2	0	0	0	1	0	0	6-10	2	3	1	9.09	45
MAY 05, 2026	VANDERBILT		1.0	4	5	5	1	1	1	0	0	0	0	2	0	6-12	2	3	1	10.12	37
MAY 12, 2026	BELLARMINE		0.1	2	1	1	0	0	1	0	0	0	0	1	0	14-7	2	3	1	10.29	21

CAREER STATS

YEAR	ERA	W	L	APP	GS	CG	SHO	CRO	SV	IP	H	R	ER	BB	SO	2B	3B	HR	BF	B/AVG	WP	HBP	BK	SFA	SHA
2024*	7.94	0	0	5	0	0	0	1	0	5.2	10	5	5	2	5	3	0	0	29	.417	2	1	0	2	0
2025*	4.20	6	2	15	15	0	0	1	0	75.0	72	40	35	22	72	15	3	7	328	.252	7	13	0	3	4
TOTAL (KSU)	4.46	6	2	20	15	0	0	2	0	80.2	82	45	40	24	77	18	3	7	357	.265	9	14	0	5	4
2026	10.29	2	3	14	8	0	0	0	1	35.0	53	41	40	16	31	14	0	6	184	.342	6	10	0	3	0
TOTAL	6.22	8	5	34	23	0	0	2	1	115.2	135	86	80	40	108	32	3	13	541	.290	15	24	0	8	4

YEAR	ERA	W	L	APP	GS	CG	SHO	CRO	SV	IP	H	R	ER	BB	SO	2B	3B	HR	BF	B/AVG	WP	HBP	BK	SFA	SHA
2026	12.60	0	0	4	1	0	0	0	1	5.0	11	7	7	6	5	1	0	3	33	.423	1	1	0	0	0

9 JACK BROWN

SO | RHP | 6-1 | 205 | R / R | Business Administration
Fishers, Ind. | Fishers High School



NOTES

Recorded seven outs in a scoreless relief appearance against Nebraska on Feb. 20 ... Faced the minimum in 1.2 scoreless innings against ECU on Feb. 25 ... Tossed a scoreless 1.1 innings against Marshall on March 10 ... Allowed one run over two innings for the win at Duke on April 4 ... Pitched two scoreless innings with three strikeouts against Stanford on April 12 ... Earned the win with a pair of innings out of the bullpen against Clemson on April 25 ... Made his first start of the season in the regular season finale against Virginia, tossing a scoreless inning.

In 2025 ... Made 26 appearances on the mound as a freshman with two starts ... Finished with a 5-5 record with a 6.59 ERA ... Struck out 27 in 42.1 innings ... Made his collegiate debut against Texas on an opening night, tossing 2.2 scoreless innings in relief ... Earned his first victory with 2.2 shutout innings against Butler on Feb. 25 ... Made his first collegiate start against North Carolina on March 14.

Four-year letterwinner at Fishers High School ... Four-time All-Conference and three-time All-State selection ... 2024 IHSBCA Indiana South All-Star selection ... Helped Fishers to a runner-up finish in the 4A state championship in 2021 ... Ranked No. 100 nationally and No. 5 overall player in Indiana by PrepBaseballReport.

SEASON/CAREER BESTS

LONGEST START (IP)

Season 1.0 vs. Virginia (5/16/26)
Career 3.0 vs. UNC (3/14/25)

SHORTEST START (IP)

Season 1.0 vs. Virginia (5/16/26)
Career same

LONGEST RELIEF OUTING

Season 3.0 vs. Notre Dame (3/13/26)
Career 4.0 vs. UIC (3/8/25)

STRIKEOUTS

Season 4 vs. Notre Dame (3/13/26)
Career same

WALKS

Season 3 vs. Notre Dame (3/13/26)
Career 4 vs. UNC (3/14/25)

HITS

Season 4 [2x], last vs. Pitt (3/29/26)
Career 5 [3x], last vs. Wake Forest (5/17/25)

RUNS

Season 3 [2x], last at Kentucky (4/7/26)
Career 6 vs. Bellarmine (5/13/25)

EARNED RUNS

Season 3 vs. Pitt (3/29/26)
Career 6 vs. Bellarmine (5/13/25)

WILD PITCHES

Season 1 vs. Kentucky (4/21/26)
Career 1 [4x], last vs. FSU (4/25/25)

HIT BY PITCHES

Season 2 vs. Michigan State (2/13/26)
Career same

SCORELESS STREAK

Season 4.0 [2x, last 4/25-5/16/26] - active
Career 7.1 (2/14-3/1/25)

PITCH COUNT

Season 71 vs. Notre Dame (3/13/26)
Career same

GAME-BY-GAME STATS

DATE	OPPONENT	GS	IP	H	R	ER	BB	SO	2B	3B	HR	WP	BK	HBP	IBB	SCORE	W	L	SV	FRA	PC
FEB 13, 2026	MICHIGAN STATE	1.2	1	1	1	0	1	0	0	0	0	0	0	2	0	3-4	0	0	0	5.40	33
FEB 20, 2026	NEBRASKA	2.1	1	0	0	1	1	1	0	0	0	0	0	1	0	4-2	1	0	0	2.25	26
FEB 22, 2026	AUBURN	0.1	1	2	2	0	0	0	0	0	0	0	0	1	0	6-10	1	0	0	6.23	5
FEB 25, 2026	EASTERN KENTUCKY	1.2	0	0	0	1	0	0	0	0	0	0	0	1	0	6-5	1	0	0	4.50	22
MAR 01, 2026	CENTRAL MICHIGAN	0.1	1	1	1	1	0	0	0	0	0	0	0	1	0	7-5	2	0	0	5.68	13
MAR 03, 2026	MOREHEAD STATE	0.1	0	0	0	1	0	0	0	0	0	0	0	1	0	5-13	2	0	0	5.40	13
MAR 10, 2026	MARSHALL	1.1	1	0	0	0	0	0	0	0	0	0	0	0	0	16-5	2	0	0	4.50	16
MAR 13, 2026	NOTRE DAME	3.0	4	2	2	3	4	1	0	0	0	0	0	0	0	11-14	2	0	0	4.91	71
MAR 22, 2026	NORTH CAROLINA	1.0	1	2	2	1	1	0	0	0	0	0	0	0	0	6-7	2	0	0	6.00	15
MAR 24, 2026	WESTERN KENTUCKY	1.2	3	1	0	1	1	0	0	0	0	0	0	0	0	5-10	2	1	0	5.27	44
MAR 29, 2026	PITTSBURGH	1.2	4	3	3	1	1	1	1	0	1	0	0	0	0	7-13	2	1	0	6.46	29
APR 04, 2026	DUKE	2.0	1	1	1	1	1	2	0	0	0	0	0	1	0	9-4	3	1	0	6.23	33
APR 07, 2026	KENTUCKY	1.1	3	3	2	1	2	0	0	0	0	0	0	1	0	2-4	3	2	0	6.75	42
APR 12, 2026	STANFORD	2.0	0	0	0	0	3	0	0	0	0	0	0	0	0	4-6	3	2	0	6.10	24
APR 21, 2026	KENTUCKY	1.0	1	2	2	0	1	0	0	1	1	0	1	0	0	14-10	3	2	0	6.65	15
APR 25, 2026	CLEMSON	2.0	2	0	0	2	1	0	0	0	0	0	0	0	0	11-6	4	2	0	6.08	37
APR 30, 2026	WAKE FOREST	1.0	1	0	0	1	0	0	0	0	0	0	0	0	0	8-9	4	2	0	5.84	15
MAY 16, 2026	VIRGINIA	1.0	2	0	0	0	1	0	0	0	0	0	0	0	0	10-5	4	2	0	5.61	25

CAREER STATS

	YEAR	ERA	W	L	APP	GS	CG	SHO	CBO	SV	IP	H	R	ER	BB	SO	2B	3B	HR	BF	B/AVG	WP	HBP	BK	SFA	SHA
O V R	2025	6.59	5	5	26	2	0	0	0	0	42.1	60	35	31	27	27	12	4	4	210	.349	4	7	0	0	4
	2026	5.61	4	2	18	1	0	0	0	0	25.2	27	18	16	15	19	3	0	2	121	.284	1	9	0	2	0
	TOTAL	6.22	9	7	44	3	0	0	0	0	68.0	87	53	47	42	46	15	4	6	331	.326	5	16	0	2	4
A C C	YEAR	ERA	W	L	APP	GS	CG	SHO	CBO	SV	IP	H	R	ER	BB	SO	2B	3B	HR	BF	B/AVG	WP	HBP	BK	SFA	SHA
	2025	7.45	1	2	11	2	0	0	0	0	19.1	30	20	16	18	12	8	3	4	106	.357	2	4	0	0	0
	2026	5.27	2	0	8	1	0	0	0	0	13.2	15	8	8	9	13	2	0	1	64	.283	0	1	0	1	0
TOTAL	6.55	3	2	19	3	0	0	0	0	33.0	45	28	24	27	25	10	3	5	170	.328	2	5	0	1	0	

35 KYLE CAMPBELL

SO | OF | 6-4 | 185 | R / R | Criminal Justice
Louisville, Ky. | Trinity High School



NOTES

Made his first collegiate appearance on Feb. 13 against Michigan State as a pinch-runner, stealing a base ... Made his first start on Feb. 14 against Michigan State, going 1-for-4 with a walk ... Had a three-hit night and scored three runs against Xavier on Feb. 17 ... Went 3-for-5 and scored three times in two games in Arlington.

In 2025 ... Did not see game action

Helped Trinity High School to the state semifinals as a senior ... KHSBCA All-State second team selection in 2024 ... Rated the No. 12 player in Kentucky by PrepBaseballReport.

SEASON/CAREER BESTS

HITS	
Season	3 vs. Xavier (2/17/26)
Career	same
DOUBLES	
Season	1 at North Carolina (3/22/26)
Career	-
TRIPLES	
Season	-
Career	-
HOME RUNS	
Season	-
Career	-
RBIS	
Season	1 (5x), last at ECU (3/31/26)
Career	same
RUNS	
Season	3 vs. Xavier (2/17/26)
Career	same
STOLEN BASES	
Season	1 (5x), last at Miami (5/9/26)
Career	same
PUTOUTS	
Season	4 at Kentucky (4/7/26)
Career	same
ASSISTS	
Season	-
Career	-
HIT STREAK	
Season	4 (2/14-22/26)
Career	same

GAME-BY-GAME STATS

DATE	OPPONENT	GS	AB	R	H	RBI	2B	3B	HR	BB	IBB	SB	CS	HBP	SAC	SF	GDP	K	PO	A	F	AVG
FEB 13, 2026	MICHIGAN STATE	0	0	0	0	0	0	0	0	0	0	1	0	0	0	0	0	0	0	0	0	.000
FEB 14, 2026	MICHIGAN STATE	*	4	0	1	0	0	0	0	1	0	0	0	0	0	0	0	0	1	0	0	.250
FEB 17, 2026	XAVIER	*	5	3	3	0	0	0	1	0	1	0	0	0	0	0	0	2	1	0	0	.444
FEB 21, 2026	MICHIGAN	1	1	1	0	0	0	0	0	0	0	0	0	0	0	0	0	0	0	0	0	.500
FEB 22, 2026	AUBURN	*	4	2	2	0	0	0	1	0	0	0	0	0	0	0	0	2	2	0	0	.500
FEB 25, 2026	EASTERN KENTUCKY	*	3	1	0	0	0	0	0	0	0	0	1	0	0	0	0	1	0	0	0	.412
FEB 27, 2026	CENTRAL MICHIGAN	*	3	1	0	0	0	0	1	0	0	0	0	0	0	0	0	1	3	0	0	.350
FEB 28, 2026	CENTRAL MICHIGAN	0	1	0	0	0	0	0	1	0	0	0	0	0	0	0	0	0	0	0	0	.350
MAR 01, 2026	CENTRAL MICHIGAN	*	4	1	2	1	0	0	1	0	0	0	0	0	0	0	0	0	0	0	0	.375
MAR 03, 2026	MOREHEAD STATE	*	1	1	0	0	0	0	2	0	0	1	0	0	0	0	0	1	2	0	0	.360
MAR 06, 2026	SETON HALL	*	2	2	0	1	0	0	1	0	0	0	1	0	0	0	0	2	0	0	0	.333
MAR 07, 2026	SETON HALL	2	0	0	0	0	0	0	0	0	0	0	0	0	0	0	0	2	1	0	0	.310
MAR 10, 2026	MARSHALL	0	0	0	0	0	0	0	0	0	0	0	0	0	0	0	0	0	0	0	0	.310
MAR 11, 2026	MARSHALL	1	0	0	0	0	0	0	0	0	0	0	0	0	0	0	0	0	0	0	0	.300
MAR 15, 2026	NOTRE DAME	0	0	0	0	0	0	0	0	0	0	0	0	0	0	0	0	0	0	0	0	.300
MAR 18, 2026	NORTHERN KENTUCKY	1	0	0	0	0	0	0	0	0	0	0	0	0	0	0	0	0	0	0	0	.290
MAR 21, 2026	NORTH CAROLINA	*	3	0	1	0	0	0	0	0	0	0	0	1	0	0	0	0	0	0	0	.294
MAR 22, 2026	NORTH CAROLINA	*	4	1	1	1	1	0	0	0	0	0	0	0	0	0	0	2	2	0	0	.289
MAR 27, 2026	PITTSBURGH	*	4	0	1	1	0	0	1	0	0	0	0	0	0	0	0	0	2	0	0	.286
MAR 28, 2026	PITTSBURGH	*	4	1	0	1	0	0	0	0	0	0	0	0	0	0	0	1	1	0	0	.261
MAR 31, 2026	EASTERN KENTUCKY	*	3	1	1	1	0	0	1	0	0	0	0	0	0	0	0	1	2	0	0	.265
APR 04, 2026	DUKE	1	0	0	0	0	0	0	1	0	0	0	0	0	0	0	0	1	0	0	0	.260
APR 07, 2026	KENTUCKY	*	3	0	0	0	0	0	1	0	1	0	0	0	0	0	0	2	4	0	0	.245
APR 11, 2026	STANFORD	0	0	0	0	0	0	0	0	0	0	0	0	0	0	0	0	0	0	0	0	.245
APR 12, 2026	STANFORD	0	0	0	0	0	0	0	0	0	0	0	0	0	0	0	0	0	0	0	0	.245
APR 14, 2026	WESTERN KENTUCKY	0	0	0	0	0	0	0	0	0	0	0	0	0	0	0	0	0	0	0	0	.245
APR 18, 2026	CAL	0	1	0	0	0	0	0	0	0	0	0	0	0	0	0	0	0	0	0	0	.245
APR 19, 2026	CAL	0	0	0	0	0	0	0	0	0	0	0	0	0	0	0	0	0	0	0	0	.245
APR 21, 2026	KENTUCKY	1	1	0	0	0	0	0	0	0	0	0	0	0	0	0	0	1	0	0	0	.241
APR 24, 2026	CLEMSON	0	0	0	0	0	0	0	0	0	0	0	0	0	0	0	0	0	0	0	0	.241
APR 25, 2026	CLEMSON	*	5	1	1	0	0	0	0	0	0	0	0	0	0	0	0	2	2	0	0	.237
APR 26, 2026	CLEMSON	0	0	0	0	0	0	0	0	0	0	0	0	0	0	0	0	0	0	0	0	.237
APR 30, 2026	WAKE FOREST	0	1	0	0	0	0	0	0	0	0	0	0	0	0	0	0	0	0	0	0	.237
MAY 05, 2026	VANDERBILT	0	0	0	0	0	0	0	0	0	0	0	0	0	0	0	0	0	0	0	0	.237
MAY 07, 2026	MIAMI	1	1	0	0	0	0	0	0	0	0	0	0	0	0	0	0	1	0	0	0	.233
MAY 08, 2026	MIAMI	0	0	0	0	0	0	0	0	0	0	0	0	0	0	0	0	0	0	0	0	.233
MAY 09, 2026	MIAMI	0	0	0	0	0	0	0	0	0	0	1	0	0	0	0	0	0	0	0	0	.233

PRODUCTION TRACKER

HITS	2025	2026	Career
2.....	0	2	.2
3.....	0	1	.1
4.....	0	0	.0
5+.....	0	0	.0
RBIS	2025	2026	Career
2.....	0	0	.0
3.....	0	0	.0
4.....	0	0	.0
5+.....	0	0	.0

CAREER STATS

YEAR	AVG	GP	GS	AB	R	H	2B	3B	HR	RBI	TB	SLG%	BB	HBP	SO	GDP	OB%	SF	SH	SB	SBA	PO	A	F	FLO%	
2026	.233	37	15	60	21	14	1	0	0	6	15	.250	13	2	21	1	.387	0	1	5	6	23	0	0	1.000	
A C C	YEAR	AVG	GP	GS	AB	R	H	2B	3B	HR	RBI	TB	SLG%	BB	HBP	SO	GDP	OB%	SF	SH	SB	SBA	PO	A	F	FLO%
	2026	.182	17	5	22	6	4	1	0	0	3	5	.227	2	0	7	0	.250	0	1	1	1	7	0	0	1.000

6 GRIFFIN CRAIN

SO | OF | 5-10 | 170 | L / L | Exercise Physiology
Cranston, R.I. | Bishop Hendricken High School



NOTES

Made his first collegiate appearance and start against Michigan State on Feb. 13 ... Recorded his first career hit and RBI against Michigan State on Feb. 15 ... Tallied a pair of hits and drove in four in the win over Xavier on Feb. 17 ... Had the go-ahead hit, a two-run double, in the win over Nebraska on Feb. 20 ... Drove in a career-best five runs in a win over Central Michigan on Feb. 27 ... Tallied three hits, including a walk-off single, against CMU on Feb. 28 ... Hit his first career homer and drove in three against Seton Hall on March 6 ... Went 4-for-4, reaching base six times, with two doubles, a homer, four RBIs and five runs scored in the win over Notre Dame on March 15 ... Stole a career high three bases against Kentucky on April 21 ... Had six hits in the Miami series, including two doubles in the opener.

In 2025 ... Did not see game action.

Four-year letterwinner in baseball and hockey at Bishop Hendricken High School ... 2024 Gatorade Rhode Island Baseball Player of the Year ... 2024 Perfect Game High School All-America Third Team ... 2024 ABCA/Rawlings High School All-America Second Team ... 2023 ABCA/Rawlings High School Gold Glove Team ... 2023-24 All-USA TODAY HSSA Boys Hockey Team ... All-State selection in baseball and hockey ... Helped BHHS to three consecutive state championships in hockey and the 2024 state championship in baseball ... Hit a walk-off double in game one of the baseball state finals and threw a complete game in game two ... Hit .431 with seven doubles as a senior, while going 8-0 with a 1.12 ERA on the mound ... Was the top scorer in hockey Division I with more than 40 points as a senior ... Ranked as No. 2 player in Rhode Island by Perfect Game.

SEASON/CAREER BESTS

HITS	
Season	4 vs. Notre Dame (3/15/26)
Career	same
DOUBLES	
Season	2 (3x), last vs. Virginia (5/15/26)
Career	same
TRIPLES	
Season	1 vs. Xavier (2/17/26)
Career	same
HOME RUNS	
Season	1 (2x), last vs. Notre Dame (3/15/26)
Career	same
RBIS	
Season	5 vs. CMU (2/27/26)
Career	same
RUNS	
Season	5 vs. Notre Dame (3/15/26)
Career	same
STOLEN BASES	
Season	3 vs. Kentucky (4/21/26)
Career	same
PUTOUTS	
Season	6 vs. Indiana (4/28/26)
Career	same
ASSISTS	
Season	1 (4x), last vs. Virginia (5/15/26)
Career	same
HIT STREAK	
Season	8 (2/15-27/26)
Career	same

PRODUCTION TRACKER

HITS	2025	2026	Career
2.....	0	13	13
3.....	0	4	4
4.....	0	1	1
5+.....	0	0	0
RBIS	2025	2026	Career
2.....	0	5	5
3.....	0	3	3
4.....	0	2	2
5+.....	0	1	1

CAREER STATS

YEAR	AVG	GP	GS	AB	R	H	2B	3B	HR	RBI	TB	SLG%	BB	HBP	SO	GDP	OB%	SF	SH	SB	SBA	PO	A	E	FLO%
2026	.355	52	48	172	39	61	14	1	2	47	83	.483	35	10	24	1	.477	5	3	8	12	77	4	3	.954
YEAR	AVG	GP	GS	AB	R	H	2B	3B	HR	RBI	TB	SLG%	BB	HBP	SO	GDP	OB%	SF	SH	SB	SBA	PO	A	E	FLO%
2026	.343	28	25	99	19	34	8	0	1	21	45	.455	16	2	15	1	.433	3	1	3	4	45	2	0	1.000

GAME-BY-GAME STATS

DATE	OPPONENT	GS	AB	R	H	RBI	2B	3B	HR	BB	IBB	SB	CS	HBP	SAC	SF	GDP	K	PO	A	F	AVG
FEB 13, 2026	MICHIGAN STATE	*	4	0	0	0	0	0	0	0	0	0	0	0	0	0	0	2	1	0	0	.000
FEB 15, 2026	MICHIGAN STATE	*	1	1	1	0	0	0	1	0	1	0	1	0	0	0	0	1	0	0	0	.200
FEB 17, 2026	XAVIER	*	4	2	2	4	0	1	0	1	0	0	0	1	0	0	0	1	0	0	0	.333
FEB 20, 2026	NEBRASKA	*	2	0	2	2	1	0	0	1	0	0	1	0	0	0	0	1	1	1	0	.455
FEB 21, 2026	MICHIGAN	*	4	0	1	1	0	0	0	0	0	0	0	0	0	0	0	1	1	1	0	.400
FEB 22, 2026	AUBURN	*	3	1	1	0	0	0	0	0	0	0	0	1	0	0	0	0	1	0	0	.389
FEB 25, 2026	EASTERN KENTUCKY	*	3	0	2	0	0	0	0	0	0	0	2	0	1	0	0	0	2	0	0	.429
FEB 27, 2026	CENTRAL MICHIGAN	*	3	0	2	5	1	0	0	1	0	0	0	0	0	0	0	0	0	0	0	.458
FEB 28, 2026	CENTRAL MICHIGAN	*	4	0	3	2	1	0	0	0	0	0	1	0	0	0	0	1	0	0	0	.500
MAR 01, 2026	CENTRAL MICHIGAN	*	3	0	0	0	0	0	0	1	0	0	0	0	0	0	0	0	1	0	0	.452
MAR 03, 2026	MOREHEAD STATE	*	3	0	1	1	0	0	1	0	0	0	0	0	0	0	0	0	1	0	0	.441
MAR 06, 2026	SETON HALL	*	3	2	2	3	0	0	1	1	0	0	0	0	0	0	0	1	0	0	0	.459
MAR 07, 2026	SETON HALL	*	3	0	0	0	0	0	0	1	0	0	0	0	0	0	0	0	1	0	0	.425
MAR 08, 2026	SETON HALL	*	3	1	1	0	0	0	0	0	0	0	0	1	0	0	0	0	1	0	0	.419
MAR 10, 2026	MARSHALL	*	2	3	1	0	0	0	0	1	0	0	0	1	0	0	0	2	0	1	0	.422
MAR 13, 2026	NOTRE DAME	*	4	0	1	1	0	0	0	1	0	0	0	0	0	0	0	1	0	0	0	.408
MAR 14, 2026	NOTRE DAME	*	4	1	3	2	0	0	0	0	0	0	0	0	0	0	0	0	2	0	0	.434
MAR 15, 2026	NOTRE DAME	*	4	5	4	4	2	0	1	2	0	0	0	0	0	0	0	4	0	0	0	.474
MAR 18, 2026	NORTHERN KENTUCKY	*	3	1	2	2	1	0	0	0	0	0	0	0	0	0	0	0	0	0	0	.483
MAR 20, 2026	NORTH CAROLINA	*	3	0	0	0	0	0	0	0	0	0	0	1	0	0	0	3	2	0	0	.460
MAR 21, 2026	NORTH CAROLINA	*	2	0	0	1	0	0	0	1	0	0	0	0	1	0	0	1	0	1	0	.446
MAR 22, 2026	NORTH CAROLINA	*	3	0	0	0	0	0	0	1	0	0	1	0	0	1	0	1	0	2	0	.426
MAR 24, 2026	WESTERN KENTUCKY	*	2	0	0	1	0	0	0	1	0	0	0	0	1	0	0	1	1	0	1	.414
MAR 27, 2026	PITTSBURGH	*	4	0	1	0	0	0	0	0	0	0	0	1	0	0	0	1	0	0	0	.405
MAR 28, 2026	PITTSBURGH	*	0	0	0	0	0	0	0	0	0	0	0	0	0	0	0	0	0	0	0	.405
MAR 29, 2026	PITTSBURGH	*	4	0	2	0	0	0	0	1	0	0	0	0	0	0	0	0	2	0	0	.410
MAR 31, 2026	EASTERN KENTUCKY	*	5	1	1	1	0	0	0	1	0	0	0	0	0	0	0	0	1	0	0	.398
APR 02, 2026	DUKE	*	3	0	1	0	0	0	0	2	0	0	0	0	0	0	0	2	0	0	0	.395
APR 03, 2026	DUKE	*	5	0	2	1	0	0	0	0	0	1	0	0	0	0	0	0	1	1	0	.396
APR 04, 2026	DUKE	*	4	2	2	1	1	0	0	1	0	0	0	0	0	0	0	0	3	0	0	.400
APR 07, 2026	KENTUCKY	*	1	2	0	0	0	0	0	3	0	1	0	1	0	0	0	0	2	0	0	.396
APR 10, 2026	STANFORD	*	4	1	1	0	0	0	0	0	0	0	0	0	0	0	0	0	3	0	0	.390
APR 11, 2026	STANFORD	*	4	1	1	0	1	0	0	0	0	0	0	0	0	0	0	0	1	0	0	.385
APR 12, 2026	STANFORD	*	4	1	1	0	0	0	0	1	0	0	0	0	0	0	0	0	2	0	0	.380
APR 14, 2026	WESTERN KENTUCKY	*	4	0	1	1	0	0	0	1	0	0	0	0	0	0	2	4	0	1	0	.375
APR 17, 2026	CAL	*	4	0	1	0	0	0	0	0	0	0	0	0	0	0	0	1	1	0	0	.371
APR 18, 2026	CAL	*	5	0	1	1	0	0	0	0	0	1	0	0	0	0	0	1	1	0	0	.364
APR 19, 2026	CAL	*	4	1	2	1	0	0	0	1	0	1	0	0	0	0	0	1	4	0	0	.368
APR 21, 2026	KENTUCKY	*	2	2	0	1	0	0	0	3	0	3	0	1	0	0	0	0	1	0	0	.362
APR 26, 2026	CLEMSON	*	1	0	0	0	0	0	0	0	0	0	0	0	0	0	0	0	0	0	0	.362
APR 28, 2026	INDIANA	*	4	1	1	0	0	0	0	0	0	0	0	1	0	0	0	0	6	0	0	.359
APR 30, 2026	WAKE FOREST	*	1	0	0	0	0	0	0	0	0	0	0	0	0	0	0	0	0	0	0	.356
MAY 01, 2026	WAKE FOREST	*	3	1	2	0	0	0	0	1	0	0	1	0	0	0	0	1	1	0	0	.363
MAY 02, 2026	WAKE FOREST	*	5	0	0	0	0	0	0	0	0	0	0	0	0	0	0	0	1	3	1	.350
MAY 05, 2026	VANDERBILT	*	3	1	0	0	0	0	0	0	0	0	0	0	0	0	0	2	1	0	0	.343
MAY 07, 2026	MIAMI	*	4	1	3	3	2	0	0	0	0	0	0	0	0	0	0	0	2	0	0	.354
MAY 08, 2026	MIAMI	*	3	1	1	2	0	0	0	2	0	0	0	0	0	1	0	1	0	0	0	.353
MAY 09, 2026	MIAMI	*	5	1	2	1	0	0	0	0	0	0	0	0	0	0	0	0	1	3	0	.355
MAY 12, 2026	BELLARMINE	*	5	2	3	1	1	0	0	1	0	0	0	0	0	0	0	0	1	0	0	.363
MAY 14, 2026	VIRGINIA	*	5	0	0	0	0	0	0	0	0	0	0	0	0	0	0	0	1	0	0	.352
MAY 15, 2026	VIRGINIA	*	3	2	2	3	2	0	1	0	0	0	0	0	1	0	0	2	1	0	0	.357
MAY 16, 2026	VIRGINIA	*	4	1	1	0	0	0	0	1	0	0	0	0	0	0	0	1	3	0	0	.355

39 BRANDIN CRAWFORD

SO | RHP | 6-3 | 240 | R / R | Criminal Justice
Manchester, Ky. | Clay County High School



NOTES

Will miss 2026 season with injury.

In 2025 ... Made nine appearances on the mound, all in relief ... Finished 1-0 with a 12.15 ERA ... Struck out six in 6.2 innings ... Made his first collegiate appearance on March 2 against St. John's, striking out two in 1.1 innings ... Threw a scoreless inning to pick up his first collegiate win against Lipscomb on March 11.

Four-year letterwinner in baseball and golf at Clay County High School ... Also lettered two years in fishing and one in basketball ... Two-time 13th Region Player of the Year and All-State selection ... 2024 Eli Hill Award Winner ... Finished with a career average of .453 with 22 home runs and 159 RBIs ... On the mound, had 23 career wins with a 1.77 ERA and 366 strikeouts in 2021 innings ... Ranked No. 494 overall and No. 5 in Kentucky by PrepBaseballReport.

SEASON/CAREER BESTS

LONGEST START (IP)

Season -
Career -

SHORTEST START (IP)

Season -
Career -

LONGEST RELIEF OUTING

Season 1.1 vs. St. John's (3/2/25)
Career same

STRIKEOUTS

Season 2 [3x], last at Cincinnati (3/25/25)
Career same

WALKS

Season 2 [4x], last at Kentucky (4/22/25)
Career same

HITS

Season 2 [4x], last vs. Wake Forest (5/15/25)
Career same

RUNS

Season 4 [2x], last vs. Wake Forest (5/15/25)
Career same

EARNED RUNS

Season 4 at Kentucky (4/22/25)
Career same

WILD PITCHES

Season 1 [3x], last at Cincinnati (3/25/25)
Career same

HIT BY PITCHES

Season -
Career -

SCORELESS STREAK

Season 3.1 (3/14-30/25)
Career same

PITCH COUNT

Season 30 vs. UNC (3/14/25)
Career same

2025 GAME-BY-GAME STATS

DATE	OPPONENT	GS	IP	H	R	ER	BB	SO	2B	3B	HR	WP	BK	HBP	IBB	SCORE	W	L	SV	ERA	PC
MAR 02, 2025	ST. JOHN'S	1.1	1	0	0	0	0	2	1	0	0	1	0	0	0	6-2	0	0	0	0.00	21
MAR 11, 2025	LIPSCOMB	1.0	2	0	0	0	0	0	1	0	0	0	0	0	0	13-0	1	0	0	0.00	17
MAR 14, 2025	NORTH CAROLINA-2	1.0	2	2	2	1	2	0	0	1	1	0	0	0	0	4-6	1	0	0	5.40	30
MAR 21, 2025	VIRGINIA TECH	1.0	0	0	0	2	0	0	0	0	0	0	0	0	0	4-5	1	0	0	4.15	17
MAR 25, 2025	CINCINNATI	1.0	1	0	0	2	2	1	0	0	1	0	0	0	0	2-12	1	0	0	3.38	23
MAR 30, 2025	CAL	1.0	0	0	0	1	0	0	0	0	0	0	0	0	0	13-6	1	0	0	2.84	16
APR 13, 2025	NC STATE	0.0	0	2	2	2	0	0	0	0	0	0	0	0	0	1-11	1	0	0	5.68	12
APR 22, 2025	KENTUCKY	0.1	2	4	4	2	0	0	1	0	0	0	0	0	0	5-17	1	0	0	10.80	21
MAY 15, 2025	WAKE FOREST	0.0	2	4	1	1	1	0	1	0	1	0	0	0	0	4-14	1	0	0	12.15	17

CAREER STATS

YEAR	ERA	W	L	APP	GS	CG	SHO	CBO	SV	IP	H	R	ER	BB	SO	2B	3B	HR	BF	B/AVG	WP	HBP	BK	SFA	SHA	
O	2025	12.15	1	0	9	0	0	0	1	0	6.2	10	12	9	11	6	4	0	3	41	.345	3	0	0	1	0
A	2025	15.00	0	0	5	0	0	0	0	0	3.0	4	8	5	7	2	1	0	2	20	.308	1	0	0	0	0
C																										

24 WYATT DANILOWICZ

SR | LHP | 6-1 | 210 | R / L | Sport Administration
Traverse City, Mich. | Traverse City West High School



NOTES

Made the first start of his career on Feb. 15 against Michigan State, striking out nine over 6.0 innings, both career bests for his first collegiate victory ... Struck out eight in 5.0 innings in a victory over Seton Hall on March 7 ... Set career highs for innings pitched (7.0) and strikeouts (11) allowing two hits in a scoreless effort for the win at North Carolina on March 21 ... Worked seven shutout innings for the second consecutive start, striking out seven and giving up just two hits against Pitt on March 27.

In 2025 ... Made a team-high 28 appearances on the mound, all out of the bullpen ... Finished with an 0-1 record and three saves ... Posted a 2.70 ERA with 52 strikeouts in 33.1 innings, limiting opponents to a .165 batting average ... Made his return to the mound for the first time in nearly two years with a scoreless inning against Arizona on Feb. 16 ... Earned his first career save after getting the final four outs in the win over UIC on March 9 ... Retired all 11 batters he faced across two appearances in the NCAA Regional, including the final eight outs of the final against Wright State.

In 2024 ... Did not make an appearance due to injury.

In 2023 ... Pitched in four games out of the bullpen ... Did not allow an earned run in 2.2 innings, striking out four ... Made his collegiate debut with a scoreless inning against Bowling Green on Feb. 26.

Lettered four years in baseball at Traverse City West High School...2022 Division I First-Team All-State...Two-time MHSBCA Dream Team honoree...Rated as the No. 1 left-handed pitcher and No. 8 overall player in Michigan and the No. 39 left-handed pitcher in the nation by Perfect Game.

SEASON/CAREER BESTS

LONGEST START (IP)

Season 7.0 (2x), last vs. Pitt (3/27/26)
Career same

SHORTEST START (IP)

Season 3.0 (2x), last at Wake Forest (4/30/26)
Career same

LONGEST RELIEF OUTING

Season -
Career 2.2 (2x), last vs. Wright State (6/1/25)

STRIKEOUTS

Season 11 at North Carolina (3/21/26)
Career same

WALKS

Season 4 (3x), last vs. Stanford (4/10/26)
Career same

HITS

Season 8 vs. Notre Dame (3/14/26)
Career same

RUNS

Season 8 vs. Stanford (4/10/26)
Career same

EARNED RUNS

Season 5 (4x), last at Wake Forest (4/30/26)
Career same

WILD PITCHES

Season 2 at Cal (4/17/26)
Career 2 (3x), last at Cal (4/17/26)

HIT BY PITCHES

Season 3 vs. Stanford (4/10/26)
Career same

SCORELESS STREAK

Season 14.2 (3/21-4/3/26)
Career same

PITCH COUNT

Season 108 vs. Stanford (4/10/26)
Career same

GAME-BY-GAME STATS

DATE	OPPONENT	GS	IP	H	R	ER	BB	SO	2B	3B	HR	WP	BK	HBP	IBB	SCORE	W	L	SV	ERA	PC
FEB 15, 2025	MICHIGAN STATE	*	6.0	2	0	0	1	9	1	0	0	0	0	0	0	9-1	1	0	0	0.00	80
FEB 22, 2025	AUBURN	*	3.0	6	3	3	3	5	1	0	1	0	0	0	0	6-10	1	1	0	3.00	80
FEB 28, 2025	CENTRAL MICHIGAN	*	4.2	4	3	3	4	7	2	0	1	0	0	1	0	9-8	1	1	0	3.95	87
MAR 07, 2025	SETON HALL	*	5.0	7	3	3	2	8	3	1	0	0	0	0	0	13-3	2	1	0	4.34	92
MAR 14, 2025	NOTRE DAME	*	5.1	8	5	4	1	6	3	0	1	0	0	0	0	8-7	2	1	0	4.88	90
MAR 21, 2025	NORTH CAROLINA	*	7.0	2	0	0	1	11	0	0	0	0	0	1	0	2-0	3	1	0	3.77	99
MAR 27, 2025	PITTSBURGH	*	7.0	2	0	0	4	7	0	0	0	0	0	0	0	3-4	3	1	0	3.08	99
APR 03, 2025	DUKE	*	5.2	7	5	5	3	3	0	0	1	0	0	2	0	8-10	3	1	0	3.71	100
APR 10, 2025	STANFORD	*	4.2	7	8	5	4	6	1	0	1	1	0	3	0	2-12	3	2	0	4.28	108
APR 17, 2025	CAL	*	5.0	6	5	5	1	8	1	0	0	2	0	1	0	5-8	3	2	0	4.72	92
APR 24, 2025	CLEMSON	*	5.0	5	4	4	2	5	1	0	2	0	0	0	0	13-10	4	2	0	4.94	83
APR 30, 2025	WAKE FOREST	*	3.0	6	5	5	3	2	1	0	0	0	0	1	0	8-9	4	2	0	5.43	72
MAY 07, 2025	MIAMI	*	4.1	4	2	2	1	0	1	1	0	0	0	0	0	8-13	4	2	0	5.35	70

CAREER STATS

	YEAR	ERA	W	L	APP	GS	CG	SHO	CBO	SV	IP	H	R	ER	BB	SO	2B	3B	HR	BF	B/AVG	WP	HBP	BK	SFA	SHA
OVERALL	2023	0.00	0	0	4	0	0	0	0	0	2.2	2	1	0	2	4	0	0	0	13	.200	0	0	0	0	1
	2025	2.70	0	1	28	0	0	0	2	3	33.1	19	14	10	25	52	3	0	3	145	.165	10	2	0	0	3
	2026	5.35	4	2	13	13	0	0	1	0	65.2	66	43	39	30	77	15	2	7	295	.261	3	9	0	1	2
	TOTAL	4.34	4	3	45	13	0	0	3	3	101.2	87	58	49	57	133	18	2	10	453	.230	13	11	0	1	6
	YEAR	ERA	W	L	APP	GS	CG	SHO	CBO	SV	IP	H	R	ER	BB	SO	2B	3B	HR	BF	B/AVG	WP	HBP	BK	SFA	SHA
ACCOMP	2023	0.00	0	0	1	0	0	0	0	0	0.1	0	0	0	0	1	0	0	0	1	.000	0	0	0	0	0
	2025	3.55	0	1	11	0	0	0	1	0	12.2	10	6	5	14	16	2	0	1	60	.227	8	0	0	0	2
	2026	5.74	2	1	9	9	0	0	1	0	47.0	47	34	30	20	48	8	1	5	213	.258	3	8	0	1	2
	TOTAL	5.25	2	2	21	9	0	0	2	0	60.0	57	40	35	34	65	10	1	6	274	.251	11	8	0	1	4

13 TAGUE DAVIS (HITTING)

SO | LHP / 1B | 6-4 | 220 | L / L | Business Administration
West Chester, Pa. | Malvern Preparatory School



NOTES

2025 USA CNT Prospects | 2025 Perfect Game FR All-America First Team | 2025 Baseball America FR All-America Second Team | 2025 D1Baseball FR All-America Second Team | 2025 NCBWA FR All-America Second Team | 2025 All-ACC Third Team | 2025 ACC All-Freshman Team

Went 4-for-6 with a homer and three RBIs in the win over Xavier on Feb. 17 ... Went 5-for-12 in Arlington with four extra base hits, including two homers ... Hit a first inning homer against EKU on Feb. 25 ... Homered and drove in three against Central Michigan on Feb. 27 ... Homered in all three games of the Seton Hall series, setting a career high with six RBIs in the opener ... Hit a three-run homer against Marshall on March 10 ... Homered twice and drove in a career high eight in the win over Marshall on March 11, extending his home run streak to five games ... Had two hits in each game of the Notre Dame series, driving in six ... Hit his 12th homer of the season in the win over Northern Kentucky on March 18 ... Went 3-for-5 with a two-run homer at North Carolina on March 22 ... Homered in the final two games of the Pitt series ... Homered and scored four runs at Eastern Kentucky on March 31 ... Launched a pair of homers, including a 490-foot blast, with 5 RBIs in the win at Duke on April 4 ... Recorded his third multi-homer game of the season with two at Cal on April 17 ... Became the first Louisville player in more than two years to hit three homers in a game, doing so in the win at Cal on April 19 ... Hit his 26th homer of the season against Clemson on April 26 to become the Louisville single-season home run record holder ... Hit four homers in the series at Wake to become the third player in ACC history with 30 homers in a season ... Had three home runs at Miami, including the ACC single-season record breaker, passing J.D. Drew (1997) and Brock Wilken (2023).

In 2025 ... Played in 64 of 66 games, making 62 starts (61 at 1B, 1 at DH) ... Earned Freshman All-America honors after hitting .283 with nine doubles, 18 home runs and 52 RBIs ... Set the Louisville freshman home run record, surpassing Chris Dominguez' 15 in 2007 ... Tied for the ACC lead with 18 homers in the regular season ... Made his collegiate debut starting at first base on opening night against Texas ... Tallied his first collegiate hit and home run as part of a 4-for-4, 5 RBI day against Western Michigan on Feb. 22 ... Recorded the first multi-homer game of his career with two long balls against Cal on March 29.

Four-year letterwinner in baseball, two in basketball and one in football at Malvern Preparatory School ... Three-time First Team All-League and two-time All-State selection ... Helped Malvern Prep to back-to-back PAISAA state titles ... Hit .347 with six home runs and 37 RBI as a senior while going 7-1 with a 1.40 ERA and 62 strikeouts in 50 innings on the mound ... Participated in the 2024 MLB Draft Combine in Arizona, posting the second highest exit velocity (112.3) and seventh-longest distance (426.7) on Day Two ... Played in the 2023 High School All-American Game in Seattle ... 2023 Area Code Games Home Run Derby Champion ... Ranked No. 98 overall, No. 3 first baseman nationally and No. 5 player in Pennsylvania by PrepBaseballReport ... Father, Ben, was the second overall pick of the 1995 MLB Draft by the San Diego Padres and played seven years in the big leagues with the Padres, Mariners and White Sox, and now works as a color commentator on Philadelphia Phillies television broadcasts.

SEASON/CAREER BESTS

HITS
Season 4 [2x], last at Cal (4/19/26)
Career 4 [4x], last at Cal (4/19/26)

DOUBLES
Season 2 vs. Virginia (5/15/26)
Career same

TRIPLES
Season 1 vs. Michigan (2/21/26)
Career same

HOME RUNS
Season 3 at Cal (4/19/26)
Career same

RBIS
Season 8 vs. Marshall (3/11/26)
Career same

RUNS
Season 4 [2x], last at Cal (4/19/26)
Career 4 [3x], last at Cal (4/19/26)

STOLEN BASES
Season 1 [4x], last vs. Virginia (5/14/26)
Career 1 [5x], last vs. Virginia (5/14/26)

PUTOUTS
Season 14 [2x], last at Miami (5/7/26)
Career same

ASSISTS
Season 5 vs. Stanford (4/12/26)
Career same

HIT STREAK
Season 10 [3/3-18/26]
Career 14 [5/11-5/15/25]

GAME-BY-GAME STATS

DATE	OPPONENT	GS	AB	R	H	RBI	2B	3B	HR	BB	IBB	SO	CS	HBP	SAC	SF	GDP	K	PO	A	F	AVG
FEB 13, 2026	MICHIGAN STATE	*	4	0	2	0	1	0	0	0	0	0	0	0	0	0	0	1	12	0	0	.500
FEB 14, 2026	MICHIGAN STATE	*	4	1	0	0	0	0	1	0	0	0	0	0	0	0	0	1	9	0	0	.250
FEB 15, 2026	MICHIGAN STATE	*	5	0	1	1	0	0	0	0	0	0	0	0	0	0	0	1	6	1	0	.231
FEB 17, 2026	XAVIER	*	6	3	4	3	1	0	1	1	0	0	0	0	0	0	0	1	7	0	0	.368
FEB 20, 2026	NEBRASKA	*	3	2	1	0	0	1	1	0	0	0	0	0	0	0	0	2	8	1	1	.364
FEB 21, 2026	MICHIGAN	*	4	1	2	3	1	1	0	0	0	0	0	0	0	0	0	2	6	1	0	.385
FEB 22, 2026	AUBURN	*	5	1	2	2	0	0	1	0	0	0	0	0	0	0	0	3	9	1	0	.387
FEB 25, 2026	EASTERN KENTUCKY	*	3	1	1	0	0	1	0	1	0	0	0	1	0	0	0	1	8	1	0	.382
FEB 27, 2026	CENTRAL MICHIGAN	*	4	3	3	3	0	0	1	0	0	0	0	0	0	0	0	3	4	0	0	.429
FEB 28, 2026	CENTRAL MICHIGAN	*	3	0	0	2	0	0	0	1	1	0	0	0	0	1	0	1	9	0	0	.400
MAR 01, 2026	CENTRAL MICHIGAN	*	4	1	2	2	1	0	0	1	1	0	0	0	0	0	0	3	4	0	0	.429
MAR 03, 2026	MOREHEAD STATE	*	3	1	1	0	0	0	1	0	0	0	0	0	0	0	1	0	5	0	0	.388
MAR 06, 2026	SETON HALL	*	4	2	2	6	1	0	1	1	0	0	0	0	0	0	0	5	0	0	0	.404
MAR 07, 2026	SETON HALL	*	4	1	1	3	0	0	1	0	0	0	0	0	0	0	0	4	1	0	0	.393
MAR 08, 2026	SETON HALL	*	5	1	1	1	0	0	1	0	0	0	0	0	0	0	0	3	11	0	0	.377
MAR 10, 2026	MARSHALL	*	4	2	2	3	0	0	2	0	0	0	0	0	0	0	0	1	7	0	0	.385
MAR 11, 2026	MARSHALL	*	5	2	3	8	0	0	2	0	0	0	0	0	0	0	0	1	7	2	0	.400
MAR 13, 2026	NOTRE DAME	*	6	1	2	2	0	0	0	0	0	0	0	0	0	0	0	2	11	1	0	.395
MAR 14, 2026	NOTRE DAME	*	5	1	2	1	1	0	0	0	0	0	0	0	0	0	0	8	0	0	0	.395
MAR 15, 2026	NOTRE DAME	*	4	3	2	3	1	0	2	0	0	0	0	0	0	0	0	9	1	0	0	.400
MAR 18, 2026	NORTHERN KENTUCKY	*	3	1	2	3	1	0	1	1	0	0	0	0	0	0	0	3	0	0	0	.409
MAR 20, 2026	NORTH CAROLINA	*	2	0	0	0	0	0	2	0	0	0	0	0	0	0	0	10	0	0	0	.400
MAR 21, 2026	NORTH CAROLINA	*	4	1	1	0	0	0	0	0	0	0	0	0	0	0	0	1	9	0	1	.394
MAR 22, 2026	NORTH CAROLINA	*	5	2	3	2	0	0	1	0	0	0	0	0	0	0	0	6	0	0	0	.404
MAR 24, 2026	WESTERN KENTUCKY	*	3	2	1	2	0	0	1	1	0	0	0	0	0	0	0	9	2	1	0	.402
MAR 27, 2026	PITTSBURGH	*	5	0	0	0	0	0	0	0	0	0	0	0	0	0	1	6	2	0	0	.383
MAR 28, 2026	PITTSBURGH	*	3	2	2	1	0	0	1	1	1	0	0	0	1	0	0	1	6	1	0	.391
MAR 29, 2026	PITTSBURGH	*	5	1	2	2	0	0	1	0	0	0	0	0	0	0	0	1	8	1	0	.391
MAR 31, 2026	EASTERN KENTUCKY	*	3	4	2	2	0	0	1	2	1	0	0	0	0	0	0	10	0	0	0	.398
APR 02, 2026	DUKE	*	3	0	0	0	0	0	1	1	0	0	0	0	0	0	0	1	4	1	1	.388
APR 03, 2026	DUKE	*	4	2	2	0	0	0	0	1	0	0	0	0	0	0	0	2	7	1	1	.392
APR 04, 2026	DUKE	*	5	2	2	5	0	0	2	0	0	0	0	0	0	0	0	3	9	0	0	.392
APR 07, 2026	KENTUCKY	*	2	0	1	1	0	0	0	2	0	0	0	1	0	0	0	6	0	0	0	.394
APR 10, 2026	STANFORD	*	2	0	0	0	0	0	2	0	0	0	0	0	0	0	0	1	6	1	0	.388
APR 11, 2026	STANFORD	*	4	1	1	1	0	0	0	0	0	0	0	0	0	0	0	1	7	0	0	.384
APR 12, 2026	STANFORD	*	3	0	1	2	0	0	0	0	0	0	0	0	0	0	0	4	5	0	0	.383
APR 14, 2026	WESTERN KENTUCKY	*	4	0	0	0	0	0	0	1	0	0	0	0	0	0	0	3	6	1	0	.372
APR 17, 2026	CAL	*	4	2	2	2	0	0	2	0	0	0	0	0	0	0	0	8	0	0	0	.376
APR 18, 2026	CAL	*	3	0	1	0	0	0	0	1	1	0	0	0	0	0	0	9	1	0	0	.375
APR 19, 2026	CAL	*	5	4	4	5	0	0	3	0	0	0	0	0	0	0	0	7	0	0	0	.389
APR 21, 2026	KENTUCKY	*	3	3	2	0	0	0	3	0	0	0	0	0	0	0	0	10	0	0	0	.394
APR 24, 2026	CLEMSON	*	4	2	2	3	0	0	1	2	2	0	0	0	0	0	0	2	7	2	1	.396
APR 25, 2026	CLEMSON	*	4	1	1	0	0	0	1	0	0	0	0	0	0	0	0	2	12	0	0	.393
APR 26, 2026	CLEMSON	*	5	1	1	1	0	0	1	0	0	0	0	0	0	1	0	2	8	1	0	.387
APR 28, 2026	INDIANA	*	4	0	0	1	0	0	0	0	0	0	0	0	0	0	0	3	6	1	1	.379
APR 30, 2026	WAKE FOREST	*	5	1	2	3	0	0	1	0	0	0	0	0	0	0	0	3	14	0	0	.379
MAY 01, 2026	WAKE FOREST	*	4	2	2	2	0	0	2	0	0	0	0	0	0	0	0	2	8	0	0	.382
MAY 02, 2026	WAKE FOREST	*	5	1	1	1	0	0	1	0	0	0	0	0	0	0	0	3	4	0	0	.377
MAY 05, 2026	VANDERBILT	*	4	0	0	0	0	0	0	0	0	0	0	0	0	0	0	4	2	0	0	.369
MAY 07, 2026	MIAMI	*	5	1	1	0	0	0	0	0	0	0	0	0	0	0	0	2	14	0	0	.365
MAY 08, 2026	MIAMI	*	6	3	2	5	0	0	2	0	0	0	0	0	0	0	0	2	12	3	0	.364
MAY 09, 2026	MIAMI	*	5	1	1	2	0	0	1	0	0	0	0	0	0	0	0	1	7	0	0	.360
MAY 12, 2026	BELLARMINE	*	3	1	2	2	0	0	1	2	1	0	0	0	0	0	0	1	7	2	0	.364
MAY 14, 2026	VIRGINIA	*	3	0	1	0	0	0	2	0	1	0	0	0	0	0	0	2	8	0	0	.364
MAY 15, 2026	VIRGINIA	*	5	0	2	1	2	0	0	0	0	0	0	0	0	0	0	2	5	0	0	.365
MAY 16, 2026	VIRGINIA	*	4	0	0	2	0	0	0	0	0	0	0	0	0	1	0	1	13	0	0	.358

PRODUCTION TRACKER

HITS	2025	2026	Career
2.....	9	23	32
3.....	2	3	5
4.....	2	2	4
5+.....	0	0	0

RBIS	2025	2026	Career
2.....	7	12	19
3.....	3	9	12
4.....	3	1	4
5+.....	1	5	6

CAREER STATS

YEAR	AVG	GP	GS	AB	R	H	2B	3B	HR	RBI	TR	SLG%	BB	HBP	SO	GDP	OB%	SF	SH	SB	SBA	PO	A	F	FLO%
2025	.283	62	62	219	46	62	9	0	18	52	125	.571	35	6	61	2	.390	4	0	2	2	460	28	3	.994
2026	.358	56	56	226	68	81	10	1	34	96	195	.863	36	3	67	2	.448	3	0	4	4	424	39	7	.985
TOTAL	.321	118	118	445	114	143	19	1	52	148	320	.719	71	9	128	4	.419	7	0	6	6	884	67	10	.990

YEAR	AVG
------	-----

13 TAGUE DAVIS (PITCHING)

SO | LHP / 1B | 6-4 | 220 | L / L | Business Administration
West Chester, Pa. | Malvern Preparatory School



NOTES

Made his season debut on the mound against Marshall on March 11.

In 2025 ... Made five appearances on the mound, posting a 12.00 ERA in 3.0 innings ... Made his debut on the mound in relief against Oklahoma State on Feb. 15.

Four-year letterwinner in baseball, two in basketball and one in football at Malvern Preparatory School ... Three-time First Team All-League and two-time All-State selection ... Helped Malvern Prep to back-to-back PAISAA state titles ... Hit .347 with six home runs and 37 RBI as a senior while going 7-1 with a 1.40 ERA and 62 strikeouts in 50 innings on the mound ... Participated in the 2024 MLB Draft Combine in Arizona, posting the second highest exit velocity (112.3) and seventh-longest distance (426.7) on Day Two ... Played in the 2023 High School All-American Game in Seattle ... 2023 Area Code Games Home Run Derby Champion ... Ranked No. 112 overall, No. 15 left-handed pitcher nationally and No. 4 player in Pennsylvania by Perfect Game.

Father, Ben, was the second overall pick of the 1995 MLB Draft by the San Diego Padres and played seven years in the big leagues with the Padres, Mariners and White Sox, and now works as a color commentator on Philadelphia Phillies television broadcasts.

SEASON/CAREER BESTS

LONGEST START (IP)

Season -
Career -

SHORTEST START (IP)

Season -
Career -

LONGEST RELIEF OUTING

Season 0.2 vs. Marshall (3/11/26)
Career 1.0 (2x), last at Kentucky (4/22/25)

STRIKEOUTS

Season 1 vs. Marshall (3/11/26)
Career 2 at Cincinnati (3/25/25)

WALKS

Season 1 vs. Marshall (3/11/26)
Career 2 (2x), last vs. ECU (4/29/25)

HITS

Season 2 vs. Marshall (3/11/26)
Career 5 at Cincinnati (3/25/25)

RUNS

Season 2 vs. Marshall (3/11/26)
Career 4 at Cincinnati (3/25/25)

EARNED RUNS

Season 1 vs. Marshall (3/11/26)
Career 4 at Cincinnati (3/25/25)

WILD PITCHES

Season -
Career 1 at Cincinnati (3/25/25)

HIT BY PITCHES

Season 1 vs. Marshall (3/11/26)
Career 1 (2x), last vs. Marshall (3/11/26)

SCORELESS STREAK

Season -
Career -

PITCH COUNT

Season 28 vs. Marshall (3/11/26)
Career 37 at Cincinnati (3/25/25)

GAME-BY-GAME STATS

DATE	OPPONENT	GS	IP	H	R	ER	BB	SO	2B	3B	HR	WP	BK	HBP	IBB	SCORE	W	L	SV	ERA	PC
MAR 11, 2026	MARSHALL		0.2	2	2	1	1	1	0	0	0	0	0	1	0	18-8	0	0	0	13.50	28

CAREER STATS

O V R	YEAR	ERA	W	L	APP	GS	CG	SHO	CBO	SV	IP	H	R	ER	BB	SO	2B	3B	HR	BF	B/AVG	WP	HBP	BK	SFA	SHA
	2025	12.00	0	0	5	0	0	0	0	0	0	3.0	6	4	4	7	2	2	1	0	21	.462	1	1	0	0
2026	13.50	0	0	1	0	0	0	0	0	0	0.2	2	2	1	1	1	0	0	0	6	.667	0	1	0	1	0
TOTAL	12.27	0	0	6	0	0	0	0	0	0	3.2	8	6	5	8	3	2	1	0	27	.500	1	2	0	1	0

A C C	YEAR	ERA	W	L	APP	GS	CG	SHO	CBO	SV	IP	H	R	ER	BB	SO	2B	3B	HR	BF	B/AVG	WP	HBP	BK	SFA	SHA
	2025	12.00	0	0	5	0	0	0	0	0	0	3.0	6	4	4	7	2	2	1	0	21	.462	1	1	0	0
2026	13.50	0	0	1	0	0	0	0	0	0	0.2	2	2	1	1	1	0	0	0	6	.667	0	1	0	1	0
TOTAL	12.27	0	0	6	0	0	0	0	0	0	3.2	8	6	5	8	3	2	1	0	27	.500	1	2	0	1	0

30 ZACH DAVIS

FR | INF | 5-10 | 170 | R / R | Business Economics
Bowling Green, Ky. | Greenwood High School



NOTES

Made his collegiate debut as a defensive replacement against EKU on Feb. 25, starting a game-ending double play to seal the win ... Made his first collegiate start against Central Michigan on Feb. 27, recording his first career hit and RBI in the win ... Had a pinch-hit single in the win over Marshall on March 11 ... Drove in two with a bases loaded single against Northern Kentucky on March 18 ... Picked up an RBI double in the win at EKU on March 31 ... Had an RBI single at Cal on April 18 ... Stole two bases and scored twice in the win over Kentucky on April 21.

Lettered five years in baseball at Greenwood High School, as well as two years of basketball ... Two-time All-State selection in baseball ... Helped Greenwood to consecutive district championships ... Ranked the No. 28 player and No. 5 shortstop in Kentucky by Prep Baseball Report.

SEASON/CAREER BESTS

HITS	
Season	1 (10x), last at Wake Forest (5/2/26)
Career	same
DOUBLES	
Season	1 at EKU (3/31/26)
Career	same
TRIPLES	
Season	-
Career	-
HOME RUNS	
Season	-
Career	-
RBIS	
Season	2 (2x), last vs. Kentucky (4/21/26)
Career	same
RUNS	
Season	1 (2x), last at Duke (4/4/26)
Career	same
STOLEN BASES	
Season	2 vs. Kentucky (4/21/26)
Career	same
PUTOUTS	
Season	3 (2x), last vs. Stanford (4/11/26)
Career	same
ASSISTS	
Season	6 vs. Kentucky (4/21/26)
Career	same
HIT STREAK	
Season	3 (4/3-7/26)
Career	same

GAME-BY-GAME STATS

DATE	OPPONENT	GS	AB	R	H	RBI	2B	3B	HR	BB	IBB	SB	CS	HBP	SAC	SF	GDP	K	PO	A	F	AVG
FEB 25, 2026	EASTERN KENTUCKY	0	0	0	0	0	0	0	0	0	0	0	0	0	0	0	0	0	0	1	0	.000
FEB 27, 2026	CENTRAL MICHIGAN	*	3	0	1	1	0	0	0	1	0	0	0	0	0	0	1	0	0	0	0	.333
FEB 28, 2026	CENTRAL MICHIGAN	*	2	0	0	0	0	0	0	0	0	0	0	0	0	0	0	1	2	1	0	.200
MAR 03, 2026	MOREHEAD STATE	1	0	0	0	0	0	0	0	0	0	0	0	0	0	0	0	0	0	0	0	.167
MAR 06, 2026	SETON HALL	0	0	0	0	0	0	0	0	0	0	0	0	0	0	0	0	0	1	1	0	.167
MAR 07, 2026	SETON HALL	0	1	0	0	0	0	0	0	0	0	0	0	0	0	0	0	0	0	0	0	.167
MAR 11, 2026	MARSHALL	1	0	1	0	0	0	0	0	0	0	0	0	0	0	0	0	0	0	0	0	.286
MAR 18, 2026	NORTHERN KENTUCKY	1	0	1	2	0	0	0	0	0	0	0	0	0	0	0	0	0	0	0	0	.375
MAR 24, 2026	WESTERN KENTUCKY	1	0	0	0	0	0	0	0	0	0	0	0	0	0	0	0	1	0	0	0	.333
MAR 31, 2026	EASTERN KENTUCKY	1	0	1	1	1	0	0	0	0	0	0	0	0	0	0	0	0	1	2	0	.400
APR 02, 2026	DUKE	1	0	0	0	0	0	0	0	0	0	0	0	0	0	0	0	0	0	0	0	.364
APR 03, 2026	DUKE	*	3	0	1	0	0	0	1	0	1	0	0	0	0	0	0	3	2	0	0	.357
APR 04, 2026	DUKE	*	4	1	1	0	0	0	0	0	0	0	0	0	0	0	0	0	5	0	0	.333
APR 07, 2026	KENTUCKY	*	4	0	1	0	0	0	0	0	0	0	0	0	0	0	0	2	1	2	0	.318
APR 10, 2026	STANFORD	*	2	0	0	0	0	0	1	0	0	0	0	0	0	0	0	1	0	0	0	.292
APR 11, 2026	STANFORD	*	3	0	1	0	0	0	0	0	1	0	0	0	0	0	0	0	1	4	0	.296
APR 12, 2026	STANFORD	*	3	0	0	1	0	0	1	0	0	0	0	0	0	0	0	0	3	2	0	.267
APR 18, 2026	CAL	2	0	1	1	0	0	0	0	0	0	0	0	1	0	0	0	1	2	0	0	.281
APR 19, 2026	CAL	*	4	0	0	0	0	0	0	0	0	0	0	0	0	1	0	0	1	0	2	.250
APR 21, 2026	KENTUCKY	*	4	2	1	1	0	0	0	2	0	0	0	1	1	0	1	1	6	0	0	.250
APR 28, 2026	INDIANA	1	0	0	0	0	0	0	0	0	0	0	0	0	0	0	0	1	2	0	0	.244
APR 30, 2026	WAKE FOREST	2	0	0	0	0	0	0	0	0	0	0	0	0	0	0	0	0	1	1	1	.233
MAY 01, 2026	WAKE FOREST	*	2	0	0	0	0	0	1	0	0	0	0	0	0	0	0	2	1	2	0	.222
MAY 02, 2026	WAKE FOREST	*	5	0	1	0	0	0	0	0	0	0	0	0	0	0	0	2	2	0	0	.220
MAY 05, 2026	VANDERBILT	*	3	0	0	0	0	0	0	0	0	0	0	0	0	0	0	2	0	1	0	.208
MAY 07, 2026	MIAMI	*	2	0	0	0	0	0	0	0	0	0	0	1	0	0	0	1	0	2	0	.200
MAY 08, 2026	MIAMI	*	1	0	0	0	0	0	0	0	0	0	0	1	0	0	1	0	2	1	0	.196
MAY 09, 2026	MIAMI	*	0	1	0	0	0	0	1	0	0	0	2	0	0	0	0	0	3	0	0	.196
MAY 16, 2026	VIRGINIA	0	0	0	0	0	0	0	0	0	0	0	0	0	0	0	0	0	0	1	0	.196

PRODUCTION TRACKER

HITS	2026	Career
2.....	0.....	0.....
3.....	0.....	0.....
4.....	0.....	0.....
5+.....	0.....	0.....
RBIS	2026	Career
2.....	1.....	1.....
3.....	0.....	0.....
4.....	0.....	0.....
5+.....	0.....	0.....

CAREER STATS

YEAR	AVG	GP	GS	AB	R	H	2B	3B	HR	RBI	TB	SLG%	BB	HBP	SO	GDP	OB%	SF	SH	SB	SBA	PO	A	F	FLO%
O																									
2026	.196	29	16	56	5	11	1	0	0	7	12	.214	6	2	13	3	.292	1	4	4	4	23	41	1	.985
A																									
2026	.147	15	11	34	2	5	0	0	0	2	5	.147	5	2	6	1	.293	0	4	2	2	15	27	1	.977
C																									

28 PARKER DETMERS

JR | RHP | 6-4 | 250 | R / R | Sport Administration
Chatham, Ill. | Glenwood High School



NOTES

In 2025 ... Made four starts on the mound before missing the remainder of the season due to injury ... Tallied a 1-1 record with a 3.94 ERA ... Struck out 15 in 16.0 innings ... Opened the season as Louisville's Saturday starter ... Worked a career-long six innings, allowing just an unearned run while setting a career high with nine strikeouts for the win against Western Michigan on Feb. 23.

In 2024 ... Made 14 appearances as a freshman, starting two games ... Finished with a 2-1 record and a 7.23 ERA ... Struck out 17 batters in 18.2 innings ... Made his first collegiate debut on Feb. 23 against St. Bonaventure, getting the start and allowing just two runs over four innings of work ... Pitched two scoreless innings with three strikeouts against Cincinnati on March 25 ... Turned in 2.2 scoreless innings over relief work for the win against Clemson on April 27.

Lettered four years in baseball and three in basketball at Glenwood High School ... Was a two-time All-State and three-time All-Conference selection ... 2023 State Journal-Register's Large School Baseball Player of the Year ... As a senior, went 7-1 with a 0.45 ERA ... Allowed just 20 hits and three earned runs in 45.1 innings with 77 strikeouts ... Also hit .324 with seven doubles and four home runs ... Ranked No. 64 overall player by Prep Baseball Report and No. 113 by Perfect Game.

SEASON/CAREER BESTS

LONGEST START (IP)

Season 6.0 [2x], last vs. St. John's (3/1/25)
Career same

SHORTEST START (IP)

Season 1.0 vs. UIC (3/8/25)
Career same

LONGEST RELIEF OUTING

Season -
Career 2.2 vs. Clemson (4/27/24)

STRIKEOUTS

Season 9 vs. WMU (2/23/25)
Career same

WALKS

Season 2 [2x], last vs. St. John's (3/1/25)
Career 3 [2x], last vs. Virginia (4/14/24)

HITS

Season 6 vs. WMU (2/23/25)
Career same

RUNS

Season 4 vs. Oklahoma State (2/15/25)
Career 4 [3x], last vs. Oklahoma State (2/15/25)

EARNED RUNS

Season 4 vs. Oklahoma State (2/15/25)
Career 4 [2x], last vs. Oklahoma State (2/15/25)

WILD PITCHES

Season 1 [2x], last vs. UIC (3/8/25)
Career 1 [4x], last vs. UIC (3/8/25)

HIT BY PITCHES

Season 1 [3x], last vs. UIC (3/8/25)
Career 1 [5x], last vs. UIC (3/8/25)

SCORELESS STREAK

Season 6.0 (2/23-3/1/25)
Career same

PITCH COUNT

Season 94 vs. St. John's (3/1/25)
Career same

2025 GAME-BY-GAME STATS

DATE	OPPONENT	GS	IP	H	R	ER	BB	SO	2B	3B	HR	WP	BK	HBP	IBB	SCORE	W	L	SV	FRA	PC
FEB 15, 2025	OKLAHOMA STATE	*	3.0	3	4	4	2	3	0	0	1	0	0	1	0	3-12	0	1	0	12.00	65
FEB 23, 2025	WESTERN MICHIGAN	*	6.0	6	1	0	0	9	0	0	0	0	0	0	0	7-2	1	1	0	4.00	86
MAR 01, 2025	ST. JOHN'S	*	6.0	5	2	1	2	2	1	1	0	1	0	1	0	7-13	1	1	0	3.00	94
MAR 08, 2025	UIC	*	1.0	2	2	2	0	1	0	0	0	1	0	1	0	13-3	1	1	0	3.94	30

CAREER STATS

	YEAR	ERA	W	L	APP	GS	CG	SHO	CBO	SV	IP	H	R	ER	BB	SO	2B	3B	HR	BF	B/AVG	WP	HBP	BK	SFA	SHA
O V R	2024	7.23	2	1	14	2	0	0	0	0	18.2	21	17	15	14	17	5	0	1	88	.313	2	2	0	2	2
	2025	3.94	1	1	4	4	0	0	0	0	16.0	16	9	7	4	15	1	1	1	68	.267	2	3	0	1	0
	2026	0.00	0	0	0	0	0	0	0	0	0.0	0	0	0	0	0	0	0	0	0	.000	0	0	0	0	0
	TOTAL	5.71	3	2	18	6	0	0	0	0	0	34.2	37	26	22	18	32	6	1	2	156	.291	4	5	0	3
A C C	YEAR	ERA	W	L	APP	GS	CG	SHO	CBO	SV	IP	H	R	ER	BB	SO	2B	3B	HR	BF	B/AVG	WP	HBP	BK	SFA	SHA
	2024	12.79	1	0	7	0	0	0	0	0	0	6.1	11	10	9	6	4	3	0	1	34	.423	0	1	0	1

51 ETHAN EBERLE

SO | LHP | 6-5 | 220 | L / L | Sport Administration
 Bloomington, Ill. | Normal Community High School



NOTES 2025 ACC All-Freshman Team | 2025 Nashville Regional All-Tournament Team

Drew the Opening Day start against Michigan State, striking out six and allowing just one run over 4.1 innings ... Gave up just two runs over 5.2 innings in a no-decision against Nebraska on Feb. 20 ... Struck out nine over 5.2 innings against Central Michigan on Feb. 27 for his first win of the season ... Allowed one run over 5.0 innings and struck out seven in a win over Seton Hall on March 6 ... Made his first relief appearance of the year at Western Kentucky on March 24 ... Set a career high with 15 strikeouts at Duke on April 2, becoming the third Louisville pitcher since 2000 to strike out 15 or more (Reid Detmers, Brendan McKay) ... Tossed six shutout innings in the win over Stanford on April 11 ... Worked six innings with just three runs allowed for the win over Clemson on April 25.

In 2025 ... Made 20 appearances on the mound with 10 starts as a freshman ... Finished 6-2 overall with a 4.65 ERA ... Struck out 59 over 62.0 innings ... Made his collegiate debut on Feb. 26 against Butler, striking out three of four batters faced in the ninth inning to close out the win ... Pitched three scoreless innings, retiring nine of 10 batters, against North Carolina on March 14 for his first collegiate win ... Made the first start of his career in game two against Boston College on April 4 ... Turned in the best start of his career in the NCAA Regional final against Wright State, working 6.1 shutout innings with a career-high 11 strikeouts ... Allowed just two runs over five innings in game three of the super regional against Miami ... Finished the postseason 1-0 with a 3.52 ERA and 20 strikeouts in 15.1 innings across four appearances.

Four-year letterwinner in baseball at Normal Community High School ... Three-time All-Conference and two-time all-state selection ... Two-time conference Pitcher of the Year ... Went 7-1 with a 0.99 ERA and 104 strikeouts in 49.2 innings as a senior ... Was 8-1 with a 0.36 ERA in 58 innings as a junior with 114 strikeouts ... Set the career strikeout record at NCHS with 265 ... Ranked No. 290 overall, No. 33 left-handed pitcher nationally and No. 10 player in Illinois by PrepBaseballReport.

SEASON/CAREER BESTS

LONGEST START (IP)

Season 6.0 (3x), last at Wake Forest (5/1/26)
 Career 6.1 vs. Wright State (6/1/25)

SHORTEST START (IP)

Season 2.0 vs. Virginia (5/14/26)
 Career same

LONGEST RELIEF OUTING

Season 3.0 vs. Pitt (3/29/26)
 Career 3.0 (3x), last vs. Pitt (3/29/26)

STRIKEOUTS

Season 15 at Duke (4/2/26)
 Career same

WALKS

Season 4 (3x), last vs. Virginia (5/14/26)
 Career 4 (4x), last vs. Virginia (5/14/26)

HITS

Season 8 at Wake Forest (5/1/26)
 Career 8 (2x), last at Wake Forest (5/1/26)

RUNS

Season 6 (2x), last vs. Virginia (5/14/26)
 Career same

EARNED RUNS

Season 6 at Miami (5/8/26)
 Career 6 (2x), last at Miami (5/8/26)

WILD PITCHES

Season 1 (4x), last at Wake Forest (5/1/26)
 Career same

HIT BY PITCHES

Season 3 vs. Michigan State (2/13/26)
 Career 3 (2x), last vs. Michigan State (2/13/26)

SCORELESS STREAK

Season 8.2 (4/11-18/26)
 Career 9.0 (6/1-8/25)

PITCH COUNT

Season 104 at Duke (4/2/26)
 Career 104 (2x), last at Duke (4/2/26)

GAME-BY-GAME STATS

DATE	OPPONENT	GS	IP	H	R	ER	BB	SO	2B	3B	HR	WP	BK	HBP	IBB	SCORE	W	L	SV	ERA	PC
FEB 13, 2025	MICHIGAN STATE	*	4.1	2	1	1	1	6	0	0	0	0	0	3	0	3-4	0	0	0	2.08	77
FEB 20, 2025	NEBRASKA	*	5.2	7	2	2	4	4	1	0	1	0	0	0	0	4-2	0	0	0	2.70	97
FEB 27, 2025	CENTRAL MICHIGAN	*	5.2	5	2	2	3	9	1	0	1	0	0	0	0	16-2	1	0	0	2.87	102
MAR 06, 2025	SETON HALL	*	5.0	6	1	1	2	7	1	0	0	1	0	1	0	16-1	2	0	0	2.61	90
MAR 13, 2025	NOTRE DAME	*	3.0	7	5	5	2	2	0	0	1	0	0	0	0	11-14	2	0	0	4.18	88
MAR 20, 2025	NORTH CAROLINA	*	3.0	7	4	4	3	3	1	0	0	0	0	0	0	1-11	2	1	0	5.06	83
MAR 24, 2025	WESTERN KENTUCKY		0.0	0	1	1	0	0	0	0	0	0	0	1	0	5-10	2	1	0	5.40	1
MAR 29, 2025	PITTSBURGH		3.0	5	3	3	1	2	0	0	0	1	0	0	0	7-13	2	1	0	5.76	57
APR 02, 2025	DUKE	*	5.2	7	5	5	1	15	2	0	1	0	0	2	0	3-6	2	2	0	6.11	104
APR 11, 2025	STANFORD	*	6.0	7	0	0	2	7	0	0	0	0	0	1	0	10-0	3	2	0	5.23	97
APR 18, 2025	CAL	*	5.0	7	5	5	1	1	1	1	2	0	0	2	0	5-6	3	3	0	5.63	80
APR 25, 2025	CLEMSON	*	6.0	6	3	3	4	4	1	0	2	1	0	0	0	11-6	3	3	0	5.50	93
MAY 01, 2025	WAKE FOREST	*	6.0	8	4	4	0	4	1	0	1	1	0	0	0	5-6	3	3	0	5.55	95
MAY 08, 2025	MIAMI	*	5.0	8	6	6	2	7	2	0	1	0	0	2	0	16-9	3	3	0	5.97	90
MAY 14, 2025	VIRGINIA	*	2.0	5	6	0	4	1	0	0	0	0	0	0	0	3-8	3	4	0	5.79	55

CAREER STATS

	YEAR	ERA	W	L	APP	GS	CG	SHO	CBO	SV	IP	H	R	ER	BB	SO	2B	3B	HR	BF	B/AVG	WP	HBP	BK	SFA	SHA
O V R	2025	4.65	6	2	20	10	0	0	2	0	62.0	62	33	32	25	59	6	0	12	273	.266	0	14	1	0	1
	2026	5.79	3	4	15	13	0	0	1	0	65.1	87	48	42	30	72	11	0	10	323	.312	4	12	0	0	2
	TOTAL	5.23	9	6	35	23	0	0	3	0	127.1	149	81	74	55	131	17	0	22	596	.291	4	26	1	0	3
A C C	YEAR	ERA	W	L	APP	GS	CG	SHO	CBO	SV	IP	H	R	ER	BB	SO	2B	3B	HR	BF	B/AVG	WP	HBP	BK	SFA	SHA
	2025	5.22	5	2	10	7	0	0	0	0	39.2	40	23	23	16	28	5	0	9	173	.270	0	9	0	0	0
	2026	7.05	1	4	10	9	0	0	1	0	44.2	67	41	35	20	46	8	0	8	228	.335	3	7	0	0	1
TOTAL	6.19	6	6	20	16	0	0	1	0	84.1	107	64	58	36	74	13	0	17	401	.307	3	16	0	0	1	

2 KADE ELAM

FR | INF | 6-2 | 215 | R / R | Business Administration
Barbourville, Ky. | Corbin High School



NOTES

Started on Opening Day at second base against Michigan State, doubling in his first collegiate at-bat ... Tallied his first multi-hit game on Feb. 15 against Michigan State ... Drove in a pair of runs and scored twice in the win over Xavier on Feb. 17 ... Recorded six hits in the series against Seton Hall, including a 3-for-5 showing in the middle game ... Went a perfect 4-for-4 with three runs scored and his first career home run in the win over Marshall on March 10 ... Tallied three straight two-hit games in the Notre Dame series ... Had a 12-game hitting streak from March 1-20 ... Drove in two runs against Pitt on March 27 ... Had two hits and two RBIs in the win at EKU on March 31 ... Went 6-for-14 in the series at Duke, picking up a triple and homer in game one, before going 3-for-5 with a homer and four RBIs in game two ... Hit a three-run homer in the win over Stanford on April 11 ... Had three straight multi-hit games against Kentucky and Clemson ... Hit a two-run homer at Vanderbilt on May 5 ... Recorded his first career multi-homer game in the win over Bellarmine on May 12.

Lettered five years in baseball, four in football and two in basketball at Corbin High School ... Named Mr. Baseball in the state of Kentucky in 2025 after hitting .455 with five homers and 41 RBIs while leading Corbin to a second straight 13th Region championship ... Was a four-time All-State selection in baseball ... Also earned two All-State honors as quarterback of the Redhounds ... Ranked the No. 62 overall player nationally and No. 2 in the state of Kentucky by Prep Baseball Report.

SEASON/CAREER BESTS

HITS	
Season	4 vs. Marshall (3/10/26)
Career	same
DOUBLES	
Season	1 (14x), last vs. Virginia (5/16/26)
Career	same
TRIPLES	
Season	1 at Duke (4/2/26)
Career	same
HOME RUNS	
Season	2 vs. Bellarmine (5/12/26)
Career	same
RBIS	
Season	4 at Duke (4/3/26)
Career	same
RUNS	
Season	3 (2x), last vs. Bellarmine (5/12/26)
Career	same
STOLEN BASES	
Season	1 (3x), last vs. Clemson (4/24/26)
Career	same
PUTOUTS	
Season	6 vs. Clemson (4/26/26)
Career	same
ASSISTS	
Season	6 vs. Virginia (5/16/26)
Career	same
HIT STREAK	
Season	12 (3/1-20/26)
Career	same

PRODUCTION TRACKER

HITS	2026	Career
2.....	15	15
3.....	2	2
4.....	1	1
5+.....	0	0
RBIS	2026	Career
2.....	5	5
3.....	2	2
4.....	1	1
5+.....	0	0

CAREER STATS

YEAR	AVG	GP	GS	AB	R	H	2B	3B	HR	RBI	TR	SLG%	BB	HBP	SO	GDP	OB%	SF	SH	SB	SBA	PO	A	E	FLO%
2026	.297	55	54	212	46	63	14	1	7	35	100	.472	17	3	41	3	.352	4	1	4	4	96	137	9	.963
YEAR	AVG	GP	GS	AB	R	H	2B	3B	HR	RBI	TR	SLG%	BB	HBP	SO	GDP	OB%	SF	SH	SB	SBA	PO	A	E	FLO%
2026	.262	30	30	122	21	32	7	1	3	17	50	.410	5	1	26	1	.292	2	0	2	2	56	86	8	.947

GAME-BY-GAME STATS

DATE	OPPONENT	GS	AB	R	H	RBI	2B	3B	HR	BB	IBB	SB	CS	HBP	SAC	SF	GDP	K	PO	A	E	F	AVG
FEB 13, 2026	MICHIGAN STATE	*	4	1	1	0	1	0	0	0	0	0	0	0	0	0	0	1	2	1	0	.250	
FEB 14, 2026	MICHIGAN STATE	*	2	1	0	0	0	0	0	1	0	0	0	1	0	0	0	0	3	2	0	.167	
FEB 15, 2026	MICHIGAN STATE	*	4	1	2	1	0	0	1	0	0	0	0	0	0	0	0	1	1	1	0	.300	
FEB 17, 2026	XAVIER	*	3	2	0	2	0	0	0	0	0	0	0	0	0	1	0	1	0	0	0	.231	
FEB 20, 2026	NEBRASKA	*	4	1	1	0	1	0	0	0	0	0	0	0	0	0	0	0	3	4	0	.235	
FEB 21, 2026	MICHIGAN	*	5	1	1	0	0	0	0	0	0	0	0	0	0	0	0	2	2	3	0	.227	
FEB 22, 2026	AUBURN	*	3	0	0	1	0	0	0	0	0	0	0	0	0	1	0	1	0	3	0	.200	
FEB 25, 2026	EASTERN KENTUCKY	*	3	0	0	0	0	0	1	0	0	0	0	0	0	0	0	0	3	5	0	.179	
FEB 28, 2026	CENTRAL MICHIGAN	*	1	0	0	0	0	0	0	0	0	0	0	0	0	0	0	0	0	0	0	.172	
MAR 01, 2026	CENTRAL MICHIGAN	*	4	1	1	0	0	0	0	0	0	0	0	0	0	0	0	0	4	3	0	.182	
MAR 03, 2026	MOREHEAD STATE	*	4	0	1	0	0	0	0	0	0	0	0	0	0	0	0	1	4	3	0	.189	
MAR 06, 2026	SETON HALL	*	4	2	1	1	1	0	0	0	0	0	0	0	0	0	0	0	1	3	0	.195	
MAR 07, 2026	SETON HALL	*	5	2	3	2	0	0	0	0	0	0	0	0	0	0	0	0	1	1	0	.239	
MAR 08, 2026	SETON HALL	*	2	0	2	1	1	0	0	1	0	0	0	1	0	0	0	2	5	0	0	.271	
MAR 10, 2026	MARSHALL	*	4	3	4	1	0	0	1	0	0	1	0	0	0	0	0	0	2	2	0	.327	
MAR 11, 2026	MARSHALL	*	4	1	2	0	1	0	0	0	0	0	0	0	0	0	0	0	1	4	0	.339	
MAR 13, 2026	NOTRE DAME	*	5	2	2	1	1	0	0	0	0	0	0	0	0	0	0	1	1	1	0	.344	
MAR 14, 2026	NOTRE DAME	*	4	0	2	1	0	0	0	0	0	0	0	0	0	0	0	1	2	1	0	.354	
MAR 15, 2026	NOTRE DAME	*	6	1	2	0	0	0	0	0	0	0	0	0	0	0	0	1	2	3	1	.352	
MAR 18, 2026	NORTHERN KENTUCKY	*	3	1	1	0	1	0	0	0	0	0	0	0	0	0	1	1	1	0	0	.351	
MAR 20, 2026	NORTH CAROLINA	*	3	1	1	0	1	0	0	0	0	0	0	0	0	0	0	0	1	5	1	.351	
MAR 21, 2026	NORTH CAROLINA	*	3	0	0	0	0	0	0	1	0	0	0	0	0	0	0	1	4	2	1	.338	
MAR 22, 2026	NORTH CAROLINA	*	4	0	0	1	0	0	0	0	0	0	0	0	0	0	0	1	0	2	0	.321	
MAR 24, 2026	WESTERN KENTUCKY	*	4	0	2	0	0	0	0	0	0	0	0	0	0	0	0	1	1	2	0	.330	
MAR 27, 2026	PITTSBURGH	*	3	1	1	2	0	0	0	0	0	0	0	0	0	1	0	0	1	3	0	.330	
MAR 28, 2026	PITTSBURGH	*	4	0	0	1	0	0	0	0	0	0	0	0	0	0	0	0	2	2	0	.316	
MAR 29, 2026	PITTSBURGH	*	4	1	1	0	0	0	0	0	0	0	0	0	0	0	0	0	0	2	1	.313	
MAR 31, 2026	EASTERN KENTUCKY	*	5	1	2	2	0	0	0	0	0	0	0	0	0	0	1	1	2	5	0	.317	
APR 02, 2026	DUKE	*	4	2	2	1	0	1	1	0	0	0	0	0	0	0	0	0	3	3	0	.324	
APR 03, 2026	DUKE	*	5	2	3	4	0	0	1	0	0	1	0	0	0	0	0	1	1	1	0	.336	
APR 04, 2026	DUKE	*	5	0	1	0	0	0	0	0	0	0	0	0	0	0	0	2	3	3	0	.331	
APR 07, 2026	KENTUCKY	*	5	0	0	0	0	0	0	0	0	0	0	0	0	0	0	4	0	1	0	.317	
APR 10, 2026	STANFORD	*	3	0	0	0	0	0	0	0	0	0	0	0	0	0	0	0	2	3	2	.310	
APR 11, 2026	STANFORD	*	3	1	1	3	0	0	1	0	0	0	0	0	0	0	0	1	1	4	0	.310	
APR 12, 2026	STANFORD	*	4	0	1	0	0	0	0	0	0	0	0	0	0	0	0	1	3	2	0	.308	
APR 14, 2026	WESTERN KENTUCKY	*	2	2	1	0	0	0	2	0	1	0	0	0	0	0	0	1	2	1	1	.311	
APR 17, 2026	CAL	*	3	0	0	1	0	0	0	0	0	0	0	0	0	1	0	1	2	2	0	.304	
APR 18, 2026	CAL	*	4	1	1	0	0	0	0	0	0	0	0	0	0	0	0	1	3	1	0	.303	
APR 19, 2026	CAL	*	4	0	1	0	0	0	1	0	0	0	0	0	0	0	0	0	1	2	0	.301	
APR 21, 2026	KENTUCKY	*	4	0	2	1	0	0	0	1	0	0	0	0	0	0	0	0	2	0	0	.307	
APR 24, 2026	CLEMSON	*	5	1	2	0	1	0	0	0	0	1	0	0	0	0	0	2	3	3	0	.310	
APR 25, 2026	CLEMSON	*	5	2	2	1	0	0	0	0	0	0	0	0	0	0	0	1	2	5	0	.312	
APR 26, 2026	CLEMSON	*	4	0	1	0	1	0	0	0	0	0	0	0	0	0	0	0	6	3	0	.311	
APR 28, 2026	INDIANA	*	3	1	1	1	1	0	0	1	0	0	1	0	0	0	0	1	1	1	0	.311	
APR 30, 2026	WAKE FOREST	*	4	1	1	0	0	0	1	0	0	0	0	0	0	0	0	2	2	5	0	.310	
MAY 01, 2026	WAKE FOREST	*	4	0	1	1	1	0	0	0	0	0	0	0	0	0	0	1	1	0	3	.309	
MAY 02, 2026	WAKE FOREST	*	3	0	0	0	0	0	1	0	0	0	0	0	0	0	0	0	2	3	1	.303	
MAY 05, 2026	VANDERBILT	*	4	1	1	2	0	0	1	0	0	0	0	0	0	0	0	0	0	0	0	.302	
MAY 07, 2026	MIAMI	*	4	0	0	0	0	0	0	0	0	0	0	0	0	0	0	0	1	7	0	.296	
MAY 08, 2026	MIAMI	*	4	2	2	0	0	0	1	0	0	0	1	0	0	0	0	2	4	3	0	.300	
MAY 09, 2026	MIAMI	*	5	1	2	0	0	0	0	0	0	0	0	0	0	0	0	3	0	1	0	.303	
MAY 12, 2026	BELLARMINE	*	4	3	2	3	0	0	2	1	0	0	0	0	0	0	0	0	4	1	0	.307	
MAY 14, 2026	VIRGINIA	*	4	0	0	0	0	0	0	0	0	0	0	0	0	0	0	1	1	4	0	.300	
MAY 15, 2026	VIRGINIA	*	5	1	1	0	1	0	0	0	0	0	0	0	0	0	0	1	3	1	0	.298	
MAY 16, 2026	VIRGINIA	*	4	1	1	0	1	0	0	0	0	0	0	0	0	0	0	0	6	1	0	.297	

47 AARON ENGLAND

SO | LHP | 6-2 | 220 | L / L | Mechanical Engineering
Cincinnati, Ohio | Fairfield High School



NOTES

Didn't allow a run over 1.2 innings against Michigan State on Feb. 15 in his first appearance ... Retired the side in order, including a pair of strikeouts, for his first career save against Nebraska on Feb. 20 ... Got the final three outs against EKU on Feb. 25 for his second save of the season ... Recorded the final seven outs, four via strikeout, for the save against Central Michigan on March 1 ... Recorded the final nine outs of the win over Notre Dame on March 14 for his first collegiate victory ... Pitched two scoreless innings to close out the shutout win at North Carolina on March 21 ... Struck out the side in order for the save against Clemson on April 25 ... Had back-to-back scoreless outings at Wake Forest ... Matched his career high with three innings at Miami on May 8 ... Worked two scoreless innings for a save against Virginia on May 16.

In 2025 ... Made five appearances on the mound, all in relief ... Held an 8.31 ERA with four strikeouts in 4.1 innings ... Made his collegiate debut against Oakland on March 12.

Four-year letterwinner in baseball at Fairfield High School ... 2023 Conference Pitcher of the Year ... 2023 All-Ohio First Team ... Struck out 201 hitters in 112 career innings with a 1.10 ERA ... Ranked as the No. 8 player in Ohio by PrepBaseballReport.

SEASON/CAREER BESTS

LONGEST START (IP)

Season -
Career -

SHORTEST START (IP)

Season -
Career -

LONGEST RELIEF OUTING

Season 3.0 [2x], last at Miami (5/8/26)
Career same

STRIKEOUTS

Season 4 vs. CMU (3/1/26)
Career same

WALKS

Season 3 vs. Pitt (3/27/26)
Career same

HITS

Season 4 vs. Notre Dame (3/14/26)
Career same

RUNS

Season 3 [2x], last vs. Stanford (4/12/26)
Career 3 [3x], last vs. Stanford (4/12/26)

EARNED RUNS

Season 3 [2x], last vs. Stanford (4/12/26)
Career 3 [3x], last vs. Stanford (4/12/26)

WILD PITCHES

Season 1 [2x], last vs. Pitt (3/27/26)
Career 1 [5x], last vs. Pitt (3/27/26)

HIT BY PITCHES

Season 1 [4x], last at Miami (5/8/26)
Career same

SCORELESS STREAK

Season 9.1 (2/25-3/21/26)
Career same

PITCH COUNT

Season 51 at Miami (5/8/26)
Career same

GAME-BY-GAME STATS

DATE	OPPONENT	GS	IP	H	R	ER	BB	SO	2B	3B	HR	WP	BK	HBP	IBB	SCORE	W	L	SV	ERA	PC
FEB 15, 2025	MICHIGAN STATE	1.2	1	0	0	0	1	1	0	0	0	0	0	0	0	9-1	0	0	0	0.00	20
FEB 20, 2025	NEBRASKA	1.0	0	0	0	0	2	0	0	0	0	0	0	0	0	4-2	0	0	1	0.00	14
FEB 22, 2025	AUBURN	0.1	2	3	3	2	0	0	0	1	0	0	0	0	0	6-10	0	0	1	9.00	21
FEB 25, 2025	EASTERN KENTUCKY	1.0	0	0	0	1	1	0	0	0	0	0	0	0	0	6-5	0	0	2	6.75	15
MAR 01, 2025	CENTRAL MICHIGAN	2.1	0	0	0	1	4	0	0	0	0	0	1	0	0	7-5	0	0	3	4.26	32
MAR 08, 2025	SETON HALL	1.0	0	0	0	0	1	0	0	0	0	0	0	1	0	6-2	0	0	3	3.68	9
MAR 14, 2025	NOTRE DAME	3.0	4	0	0	2	1	1	0	0	1	0	0	0	0	8-7	1	0	3	2.61	47
MAR 21, 2025	NORTH CAROLINA	2.0	1	0	0	1	0	0	0	0	0	0	0	0	0	2-0	1	0	4	2.19	24
MAR 22, 2025	NORTH CAROLINA	0.0	2	2	2	1	0	1	0	0	0	0	0	0	0	6-7	1	0	4	3.65	17
MAR 27, 2025	PITTSBURGH	1.1	2	1	1	3	1	2	0	0	1	0	0	0	0	3-4	1	1	4	3.95	36
APR 04, 2025	DUKE	1.0	1	0	0	1	0	0	0	0	0	0	0	0	0	9-4	1	1	4	3.68	7
APR 12, 2025	STANFORD	1.0	2	3	3	2	1	0	0	1	0	0	0	0	0	4-6	1	2	4	5.17	24
APR 18, 2025	CAL	1.0	0	0	0	1	0	0	0	0	0	0	0	0	0	5-6	1	2	4	4.86	11
APR 21, 2025	KENTUCKY	1.1	2	2	2	2	1	1	0	0	0	0	0	0	0	14-10	2	2	4	5.50	18
APR 25, 2025	CLEMSON	1.0	0	0	0	0	3	0	0	0	0	0	0	0	0	11-6	2	2	4	5.21	12
APR 26, 2025	CLEMSON	1.1	2	2	2	2	1	0	0	0	0	0	0	1	0	7-5	2	2	4	5.75	28
APR 30, 2025	WAKE FOREST	2.0	1	0	0	0	2	0	0	0	0	0	1	0	0	8-9	2	2	4	5.24	20
MAY 02, 2025	WAKE FOREST	1.1	0	0	0	1	2	0	0	0	0	0	0	0	0	5-7	2	2	4	4.94	17
MAY 08, 2025	MIAMI	3.0	2	1	1	0	1	0	0	0	0	0	1	0	0	16-9	3	2	4	4.72	51
MAY 16, 2025	VIRGINIA	2.0	2	0	0	0	2	0	0	0	0	0	0	0	0	10-5	3	2	5	4.40	28

CAREER STATS

	YEAR	ERA	W	L	APP	GS	CG	SHO	CBO	SV	IP	H	R	ER	BB	SO	2B	3B	HR	BF	B/AVG	WP	HBP	BK	SFA	SHA
O V E R	2025	8.31	0	0	5	0	0	0	0	0	4.1	6	4	4	4	1	0	1	24	.316	3	0	0	1	0	
	2026	4.40	3	2	20	0	0	0	1	5	28.2	24	14	14	20	25	5	0	2	124	.255	2	4	0	4	2
	TOTAL	4.91	3	2	25	0	0	0	1	5	33.0	30	18	18	24	29	6	0	3	148	.265	5	4	0	5	2
A C C	YEAR	ERA	W	L	APP	GS	CG	SHO	CBO	SV	IP	H	R	ER	BB	SO	2B	3B	HR	BF	B/AVG	WP	HBP	BK	SFA	SHA
	2025	3.38	0	0	2	0	0	0	0	0	2.2	2	1	1	0	2	0	0	1	11	.182	1	0	0	0	0
	2026	4.05	2	2	13	0	0	0	1	2	20.0	19	9	9	13	15	4	0	1	88	.279	2	2	0	3	2
TOTAL	3.97	2	2	15	0	0	0	1	2	22.2	21	10	10	13	17	4	0	2	99	.266	3	2	0	3	2	

52 COEN EVRARD

SO | LHP | 6-2 | 195 | L / L | Business Administration
Georgetown, Ind. | Floyd Central High School



NOTES

Made his first collegiate appearance against Michigan State on Feb. 14.

In 2025 ... Missed the season due to injury.

Three-year letterwinner in baseball at Floyd Central High School ... Helped Floyd Central to a regional championship as a senior ... Tossed a 14-strikeout no-hitter against Charlestown as a junior ... Ranked the No. 23 player in Indiana by PrepBaseballReport.

SEASON/CAREER BESTS

LONGEST START (IP)

Season -
Career -

SHORTEST START (IP)

Season -
Career -

LONGEST RELIEF OUTING

Season 1.0 vs. Michigan State (2/14/26)
Career same

STRIKEOUTS

Season -
Career -

WALKS

Season -
Career -

HITS

Season 2 vs. Michigan State (2/14/26)
Career same

RUNS

Season 1 vs. Michigan State (2/14/26)
Career same

EARNED RUNS

Season 1 vs. Michigan State (2/14/26)
Career same

WILD PITCHES

Season 1 vs. Michigan State (2/14/26)
Career same

HIT BY PITCHES

Season -
Career -

SCORELESS STREAK

Season -
Career -

PITCH COUNT

Season 17 vs. Michigan State (2/14/26)
Career same

GAME-BY-GAME STATS

DATE	OPPONENT	GS	IP	H	R	ER	BB	SO	2B	3B	HR	WP	BK	HBP	IBB	SCORE	W	L	SV	FRA	PC
FEB 14, 2026	MICHIGAN STATE		1.0	2	1	1	0	0	0	0	1	1	0	0	0	4-13	0	0	0	9.00	17

CAREER STATS

YEAR	ERA	W	L	APP	GS	CG	SHO	CBO	SV	IP	H	R	ER	BB	SO	2B	3B	HR	BF	B/AVG	WP	HBP	BK	SFA	SHA
2026	9.00	0	0	1	0	0	0	0	0	1.0	2	1	1	0	0	0	0	1	5	.400	1	0	0	0	0

YEAR	ERA	W	L	APP	GS	CG	SHO	CBO	SV	IP	H	R	ER	BB	SO	2B	3B	HR	BF	B/AVG	WP	HBP	BK	SFA	SHA

43 DREW FREEMAN

FR | C | 6-0 | 185 | R / R | Sport Administration
Parkland, Fla. | Marjory Stoneman Douglas High School



NOTES

Came off the bench and recorded an RBI double against Seton Hall on March 6 in his first collegiate at-bat ... Hit his first career home run against Western Kentucky on April 14 ... Picked up a pinch-hit single at Miami on May 9.

Lettered four years at Marjory Stoneman Douglas High School ... Part of four consecutive state championship teams ... MSD was named national champions in 2022, 2023 and 2025 ... Hit .390 with 31 RBIs as a senior ... Ranked the No. 125 player and No. 17 catcher in Florida by Prep Baseball Report.

SEASON/CAREER BESTS

HITS
Season 1 (3x), last at Miami (5/9/26)
Career same

DOUBLES
Season 1 vs. Seton Hall (3/6/26)
Career same

TRIPLES
Season -
Career -

HOME RUNS
Season 1 vs. WKU (4/14/26)
Career same

RBIS
Season 2 vs. WKU (4/14/26)
Career same

RUNS
Season 2 vs. WKU (4/14/26)
Career same

STOLEN BASES
Season -
Career -

PUTOUTS
Season -
Career -

ASSISTS
Season -
Career -

HIT STREAK
Season -
Career -

GAME-BY-GAME STATS

DATE	OPPONENT	GS	AB	R	H	RBI	2B	3B	HR	BB	IBB	SB	CS	HBP	SAC	SF	GDP	K	PO	A	F	AVG	
MAR 06, 2026	SETON HALL	1	1	1	1	1	1	0	0	0	0	0	0	0	0	0	0	0	0	0	0	0	1.000
MAR 18, 2026	NORTHERN KENTUCKY	1	0	0	0	0	0	0	0	0	0	0	0	0	0	0	0	0	0	0	0	0	.500
MAR 29, 2026	PITTSBURGH	1	0	0	0	0	0	0	0	0	0	0	0	0	0	0	0	1	0	0	0	0	.333
APR 10, 2026	STANFORD	0	0	0	0	0	0	0	1	0	0	0	0	0	0	0	0	0	0	0	0	0	.333
APR 14, 2026	WESTERN KENTUCKY	*	3	2	1	2	0	0	1	0	0	0	0	0	0	0	0	0	0	0	0	0	.333
APR 19, 2026	CAL	*	2	0	0	0	0	0	0	0	0	0	0	0	0	0	0	2	0	0	0	0	.250
MAY 07, 2026	MIAMI	1	0	0	0	0	0	0	0	0	0	0	0	0	0	0	0	0	1	0	0	0	.222
MAY 09, 2026	MIAMI	1	0	1	0	0	0	0	0	0	0	0	0	0	0	0	0	0	0	0	0	0	.300

PRODUCTION TRACKER

HITS	2026	Career
2.....	0.....	0.....
3.....	0.....	0.....
4.....	0.....	0.....
5+.....	0.....	0.....

RBIS	2026	Career
2.....	1.....	1.....
3.....	0.....	0.....
4.....	0.....	0.....
5+.....	0.....	0.....

CAREER STATS

YEAR	AVG	GP	GS	AB	R	H	2B	3B	HR	RBI	TB	SLG%	BB	HBP	SO	GDP	OB%	SF	SH	SB	SBA	PO	A	F	FLO%
2026	.300	6	2	10	3	3	1	0	1	3	7	.700	1	0	4	0	.364	0	0	0	0	0	0	0	.000

YEAR	AVG	GP	GS	AB	R	H	2B	3B	HR	RBI	TB	SLG%	BB	HBP	SO	GDP	OB%	SF	SH	SB	SBA	PO	A	F	FLO%
2026	.200	5	1	5	0	1	0	0	0	0	1	.200	1	0	4	0	.333	0	0	0	0	0	0	0	.000

40 JAKE GREGOR

SO | RHP | 6-5 | 235 | R / R | Sport Administration
Louisville, Ky. | IMG Academy



NOTES

In 2025 ... Made 10 appearances on the mound, all out of the bullpen ... Finished 1-0 with a 7.04 ERA in 7.2 innings of work ... Made his collegiate debut against Oklahoma State on Feb. 15 ... Worked a perfect inning for his first collegiate victory against Oakland on March 12 ... Threw a scoreless inning at Vanderbilt on May 5 ... Worked a scoreless frame against Bellarmine on May 12.

Three-year letterwinner in baseball at Saint Xavier High School before finishing his high school career at IMG Academy ... Helped St. X to a state championship in 2022 ... First Team All-Region and All-State selection in 2023 ... Ranked the No. 175 overall player, No. 49 right-handed pitcher nationally and the No. 1 player in the state of Kentucky by Perfect Game.

SEASON/CAREER BESTS

LONGEST START (IP)

Season -
Career -

SHORTEST START (IP)

Season -
Career -

LONGEST RELIEF OUTING

Season 1.0 (5x), last vs. Bellarmine (5/12/25)
Career 1.1 vs. Cal (3/30/25)

STRIKEOUTS

Season 2 (2x), last vs. Bellarmine (5/12/25)
Career 2 (3x), last vs. Bellarmine (5/12/25)

WALKS

Season 1 (4x), last vs. Bellarmine (5/12/25)
Career 2 (2x), last at NC State (4/13/25)

HITS

Season 3 (2x), last at ECU (3/31/25)
Career same

RUNS

Season 3 vs. Marshall (3/11/25)
Career 4 vs. BC (4/4/25)

EARNED RUNS

Season 3 vs. Marshall (3/11/25)
Career same

WILD PITCHES

Season -
Career 1 (4x), last vs. ECU (4/29/25)

HIT BY PITCHES

Season 1 vs. Marshall (3/11/25)
Career 1 (4x), last vs. Marshall (3/11/25)

SCORELESS STREAK

Season 3.0 (4/10-5/16/25) - active
Career 5.1 (3/12-30/25)

PITCH COUNT

Season 29 vs. Marshall (3/11/25)
Career same

GAME-BY-GAME STATS

DATE	OPPONENT	GS	IP	H	R	ER	BB	SO	2B	3B	HR	WP	BK	HBP	IBB	SCORE	W	L	SV	FRA	PC
FEB 14, 2025	MICHIGAN STATE	1.0	1	1	1	1	2	0	0	1	0	0	0	0	0	4-13	0	0	0	9.00	22
FEB 22, 2025	AUBURN	0.1	1	0	0	0	0	0	0	0	0	0	0	0	0	6-10	0	0	0	6.75	6
MAR 01, 2025	CENTRAL MICHIGAN	0.1	0	0	0	1	0	0	0	0	0	0	0	0	0	7-5	0	0	0	5.40	9
MAR 11, 2025	MARSHALL	1.0	3	3	3	1	0	1	0	0	0	0	1	0	0	18-8	0	0	0	13.50	29
MAR 31, 2025	EASTERN KENTUCKY	1.0	3	1	1	0	0	1	0	0	0	0	0	0	0	17-7	0	0	0	12.27	24
APR 10, 2025	STANFORD	0.2	1	0	0	0	1	1	0	0	0	0	0	0	0	2-12	0	0	0	10.38	10
MAY 05, 2025	VANDERBILT	1.0	0	0	0	0	1	0	0	0	0	0	0	0	0	6-12	0	0	0	8.44	17
MAY 12, 2025	BELLARMINE	1.0	0	0	0	1	2	0	0	0	0	0	0	0	0	14-7	0	0	0	7.11	14
MAY 16, 2025	VIRGINIA	0.1	2	0	0	0	0	0	0	0	0	0	0	0	0	10-5	0	0	0	6.75	12

CAREER STATS

	YEAR	ERA	W	L	APP	GS	CG	SHO	CBO	SV	IP	H	R	ER	BB	SO	2B	3B	HR	BF	B/AVG	WP	HBP	BK	SFA	SHA
O V R	2025	7.04	1	0	10	0	0	0	0	0	7.2	9	10	6	5	4	3	0	1	39	.300	4	3	0	1	0
	2026	6.75	0	0	9	0	0	0	0	0	6.2	11	5	5	4	6	3	0	1	37	.355	0	1	0	1	0
	TOTAL	6.91	1	0	19	0	0	0	0	0	0	14.1	20	15	11	9	10	6	0	2	76	.328	4	4	0	2
A C C	YEAR	ERA	W	L	APP	GS	CG	SHO	CBO	SV	IP	H	R	ER	BB	SO	2B	3B	HR	BF	B/AVG	WP	HBP	BK	SFA	SHA
	2025	10.80	0	0	5	0	0	0	0	0	3.1	4	7	4	5	0	1	0	0	20	.308	2	2	0	0	0
	2026	0.00	0	0	2	0	0	0	0	0	1.0	3	0	0	0	1	1	0	0	7	.429	0	0	0	0	0
TOTAL	8.31	0	0	7	0	0	0	0	0	0	4.1	7	7	4	5	1	2	0	0	27	.350	2	2	0	0	0

15 COLTON HARTMAN

JR | LHP | 6-3 | 215 | L / L | Business Administration
Lebanon, Ohio | Lebanon High School



NOTES

Worked the final three innings of the win over Xavier on Feb. 17, striking out six for his first career save ... Allowed three runs over 5.0 innings for the win against Marshall on March 11 ... Earned his first win of the season against Northern Kentucky on March 18, retiring 12 of the 13 batters he faced over four innings ... Moved into a weekend starting spot at North Carolina, allowing one run over 3.1 innings in the finale on March 22 ... Earned the win against Pitt with four runs over five innings and matched his career high with seven strikeouts ... Gave up one run over three innings out of the bullpen against Clemson on April 26 ... Tossed five shutout innings for the win over Virginia on May 15.

In 2025 ... Made 17 appearances on the mound with four starts ... Tallied a 2-1 record with an 11.65 ERA ... Struck out 20 in 17.0 innings ... Pitched a scoreless 11 innings with two strikeouts in his season debut to earn the win against Arizona on Feb. 16.

In 2024 ... Made 12 appearances on the mound as a freshman, including eight starts ... Finished 1-2 with a 5.90 ERA ... Struck out 37 batters in 29.0 innings ... Recorded the final four outs with two strikeouts in his collegiate debut against EKU on Feb. 27 ... Made his first collegiate start against Bellarmine on March 19, striking out four and allowing just one run in 3.2 innings ... Made his first career ACC start on May 4 at Boston College, taking a no-hitter into the sixth inning and retiring 16 straight batters and striking out five ... Struck out a career-high seven over five shutout innings against Notre Dame on May 17 for his first collegiate win.

Lettered three years in baseball at Lebanon High School ... 2023 Southwest Ohio Baseball Coaches Association Pitcher of the Year ... As a senior, went 6-2 with a 1.18 ERA and 88 strikeouts in 53 innings ... Threw a seven-inning no-hitter with 15 strikeouts against Walnut Hills as a senior ... Went 4-3 with a 1.60 ERA and 114 strikeouts as a junior ... Threw a no-hitter in the district semifinals with 14 strikeouts against Elder as a junior ... Participated in the 2022 Perfect Game All-American Classic at Chase Field in Arizona ... Ranked No. 42 overall player, No. 4 overall left-handed pitcher and No. 2 player in Ohio by Perfect Game.

SEASON/CAREER BESTS

LONGEST START (IP)

Season 5.0 (3x), last vs. Virginia (5/15/26)
Career 5.2 at Boston College (5/4/24)

SHORTEST START (IP)

Season 0.2 at Cal (4/19/26)
Career 0.0 (2x), last vs. Coastal (6/18/25)

LONGEST RELIEF OUTING

Season 3.0 (2x), last vs. Clemson (4/26/26)
Career same

STRIKEOUTS

Season 7 (2x), last vs. Pitt (3/28/26)
Career 7 (3x), last vs. Pitt (3/28/26)

WALKS

Season 6 vs. Clemson (4/26/26)
Career same

HITS

Season 8 at Duke (4/4/26)
Career 8 (2x), last at Duke (4/4/26)

RUNS

Season 5 (2x), last at Miami (5/9/26)
Career 6 (2x), last vs. Butler (2/26/25)

EARNED RUNS

Season 5 at Miami (5/9/26)
Career 6 (2x), last vs. Butler (2/26/25)

WILD PITCHES

Season 1 (2x), last at Miami (5/9/26)
Career 1 (7x), last at Miami (5/9/26)

HIT BY PITCHES

Season 1 (4x), last at Cal (4/19/26)
Career 2 vs. Coastal (6/18/25)

SCORELESS STREAK

Season 5.0 (5/15/26) - active
Career 8.2 (4/23-5/4/24)

PITCH COUNT

Season 102 vs. Marshall (3/11/26)
Career same

GAME-BY-GAME STATS

DATE	OPPONENT	GS	IP	H	R	ER	BB	SO	2B	3B	HR	WP	BK	HBP	IBB	SCORE	W	L	SV	ERA	PC
FEB 17, 2026	XAVIER		3.0	3	2	2	1	6	1	0	1	0	0	0	0	23-11	0	0	1	6.00	54
FEB 25, 2026	EASTERN KENTUCKY		1.2	3	1	1	2	2	0	0	0	0	0	0	0	6-5	0	0	1	5.79	36
MAR 03, 2026	MOREHEAD STATE	*	4.0	4	3	3	3	5	0	0	1	0	0	0	0	5-13	0	1	1	6.23	68
MAR 11, 2026	MARSHALL	*	5.0	7	3	2	3	3	2	0	1	0	0	0	0	18-8	1	1	1	5.27	102
MAR 18, 2026	NORTHERN KENTUCKY	*	4.0	1	1	0	7	0	0	0	1	0	0	0	0	16-1	2	1	1	4.58	61
MAR 22, 2026	NORTH CAROLINA	*	3.1	4	1	1	1	3	1	0	0	0	0	1	0	6-7	2	1	1	4.29	56
MAR 28, 2026	PITTSBURGH	*	5.0	6	4	4	5	7	1	0	1	1	0	1	1	8-5	3	1	1	4.85	96
APR 04, 2026	DUKE	*	4.0	8	3	3	2	5	3	0	0	0	0	0	0	9-4	3	1	1	5.10	90
APR 12, 2026	STANFORD	*	1.2	3	2	2	3	3	0	0	0	0	0	1	0	4-6	3	1	1	5.40	52
APR 19, 2026	CAL	*	0.2	4	4	4	2	1	1	0	0	0	0	1	0	8-5	3	1	1	6.40	40
APR 26, 2026	CLEMSON		3.0	1	1	1	6	5	0	0	0	0	0	0	0	7-5	3	1	1	6.11	63
MAY 05, 2026	VANDERBILT	*	3.0	4	5	1	2	5	0	0	1	0	0	0	0	6-12	3	2	1	5.87	69
MAY 09, 2026	MIAMI	*	2.1	6	5	5	0	1	1	0	2	1	0	0	0	8-10	3	2	1	6.64	47
MAY 15, 2026	VIRGINIA	*	5.0	4	0	0	3	3	0	0	0	0	0	0	0	12-2	4	2	1	5.91	97

CAREER STATS

	YEAR	ERA	W	L	APP	GS	CG	SHO	CBO	SV	IP	H	R	ER	BB	SO	2B	3B	HR	BF	B/AVG	WP	HBP	BK	SFA	SHA
OVERALL	2024	5.90	1	2	12	8	0	0	0	0	29.0	25	19	19	18	37	2	1	5	131	.227	2	2	0	0	1
	2025	11.65	2	1	17	4	0	0	0	0	17.0	27	22	22	17	20	7	0	2	97	.360	3	6	0	1	2
	2026	5.91	4	2	14	11	0	0	0	1	45.2	58	35	30	33	56	10	0	8	229	.307	2	4	0	3	0
	TOTAL	6.97	7	5	43	23	0	0	0	1	91.2	110	76	71	68	113	19	1	15	457	.297	7	12	0	4	3
AT COLLEGE	2024	5.40	1	1	3	3	0	0	0	0	11.2	9	7	7	9	13	0	0	2	53	.205	2	0	0	0	0
	2025	1.93	1	0	6	0	0	0	0	0	4.2	7	1	1	7	5	0	0	0	27	.412	1	0	0	1	2
	2026	7.20	2	0	8	7	0	0	0	0	25.0	36	20	20	22	28	7	0	3	136	.330	2	4	0	1	0
	TOTAL	6.10	4	1	17	10	0	0	0	0	41.1	52	28	28	38	46	7	0	5	216	.306	5	4	0	2	2

4 JAX HISLE

JR | INF | 6-3 | 215 | S / R | Exercise Physiology
Mequon, Wis. | Homestead High School / Parkland College



NOTES

Made his Louisville debut starting at DH on Opening Day, going 1-for-3 against Michigan State ... Homered and drove in three in the win over Xavier on Feb. 17 ... Tallied two hits, two RBIs, two runs and two stolen bases in the win over EKU on Feb. 25 ... Had a game-tying single in the ninth inning of the comeback win over Central Michigan on Feb. 28 ... Doubled and tripled in the win over Marshall on March 11.

At Parkland ... Played two seasons at Parkland College ... Hit .245 as a sophomore with 12 home runs and 40 RBIs ... Finished a perfect 16-for-16 in stolen bases ... As a freshman, hit .304 with four homers and 20 driven in.

Grandfather, Larry Hisle Sr., had a 14-year MLB career with the Philadelphia Phillies, Minnesota Twins and Milwaukee Brewers, and later was the hitting coach for the Toronto Blue Jays from 1992-95, winning two World Series titles.

SEASON/CAREER BESTS

HITS	
Season	2 [5x], last vs. Marshall (3/11/26)
Career	same
DOUBLES	
Season	1 [4x], last vs. Marshall (3/11/26)
Career	same
TRIPLES	
Season	1 [2x], last vs. Marshall (3/11/26)
Career	same
HOME RUNS	
Season	1 vs. Xavier (2/17/26)
Career	same
RBIS	
Season	3 vs. Xavier (2/17/26)
Career	same
RUNS	
Season	3 [2x], last vs. CMU (2/27/26)
Career	same
STOLEN BASES	
Season	2 vs. EKU (2/25/26)
Career	same
PUTOUTS	
Season	1 [3x], last vs. Stanford (4/11/26)
Career	same
ASSISTS	
Season	-
Career	-
HIT STREAK	
Season	3 [2x, last 3/11-14/26]
Career	same

GAME-BY-GAME STATS

DATE	OPPONENT	GS	AB	R	H	RBI	2B	3B	HR	BB	IBB	SB	CS	HBP	SAC	SF	GDP	K	PO	A	F	AVG
FEB 13, 2026	MICHIGAN STATE	*	3	0	1	0	0	0	0	1	0	0	0	0	0	0	0	1	0	0	0	.333
FEB 14, 2026	MICHIGAN STATE	*	4	0	1	0	0	0	0	1	0	0	0	0	0	0	0	0	0	0	0	.286
FEB 15, 2026	MICHIGAN STATE	*	2	0	0	0	0	0	0	0	0	1	0	0	0	0	0	0	0	0	0	.222
FEB 17, 2026	XAVIER	*	5	3	2	3	0	0	1	1	0	0	0	0	0	0	0	1	0	0	0	.286
FEB 20, 2026	NEBRASKA	*	4	1	1	0	0	0	0	0	0	0	0	0	0	0	0	2	0	0	0	.278
FEB 21, 2026	MICHIGAN	*	4	0	1	1	0	1	0	0	0	0	0	0	0	0	0	1	0	0	0	.273
FEB 22, 2026	AUBURN	*	4	0	0	0	0	0	0	0	0	0	0	0	0	0	0	3	0	0	0	.231
FEB 25, 2026	EASTERN KENTUCKY	*	3	2	2	2	1	0	0	1	0	2	0	0	0	0	0	0	0	0	0	.276
FEB 27, 2026	CENTRAL MICHIGAN	*	2	3	0	0	0	0	0	1	0	0	0	1	0	0	0	0	0	0	0	.258
FEB 28, 2026	CENTRAL MICHIGAN	*	4	2	1	2	0	0	0	0	0	0	0	1	0	0	0	3	1	0	0	.257
MAR 01, 2026	CENTRAL MICHIGAN	*	5	0	2	1	1	0	0	0	0	0	0	0	0	0	0	2	0	0	0	.275
MAR 03, 2026	MOREHEAD STATE	*	3	1	0	0	0	0	0	0	0	0	0	1	0	0	0	1	0	0	0	.256
MAR 07, 2026	SETON HALL	*	3	2	2	0	1	0	0	0	0	0	0	0	0	0	0	0	0	0	0	.283
MAR 08, 2026	SETON HALL	*	4	1	1	0	0	0	0	0	0	1	0	0	0	0	0	1	0	0	0	.280
MAR 10, 2026	MARSHALL	*	1	0	0	0	0	0	0	0	0	0	0	0	0	0	0	1	0	0	0	.275
MAR 11, 2026	MARSHALL	*	3	1	2	0	1	1	0	1	0	0	0	0	0	0	0	1	1	0	0	.296
MAR 13, 2026	NOTRE DAME	*	1	1	1	0	0	0	0	0	0	0	0	0	0	0	0	0	0	0	0	.309
MAR 14, 2026	NOTRE DAME	*	5	1	1	0	0	0	0	0	0	1	0	0	0	0	0	2	0	0	0	.300
MAR 18, 2026	NORTHERN KENTUCKY	*	1	0	0	0	0	0	0	0	0	0	0	0	0	0	0	0	0	0	0	.295
MAR 20, 2026	NORTH CAROLINA	*	1	0	0	0	0	0	0	0	0	0	0	0	0	0	0	1	0	0	0	.290
MAR 21, 2026	NORTH CAROLINA	*	0	0	0	0	0	0	0	0	0	0	0	0	0	0	0	0	0	0	0	.290
MAR 22, 2026	NORTH CAROLINA	*	3	1	1	0	0	0	0	0	0	0	0	0	0	0	0	2	0	0	0	.292
MAR 24, 2026	WESTERN KENTUCKY	*	2	0	0	0	0	0	0	1	0	0	0	0	0	0	0	1	0	0	0	.284
MAR 28, 2026	PITTSBURGH	*	4	1	1	0	0	0	0	1	0	0	0	0	0	0	0	2	0	0	0	.282
MAR 29, 2026	PITTSBURGH	*	1	0	0	0	0	0	0	0	0	0	0	0	0	0	0	1	0	0	0	.278
MAR 31, 2026	EASTERN KENTUCKY	*	0	0	0	0	0	0	0	1	0	0	0	0	0	0	0	0	0	0	0	.278
APR 07, 2026	KENTUCKY	*	0	0	0	0	0	0	0	0	0	0	0	0	0	0	0	0	0	0	0	.278
APR 10, 2026	STANFORD	*	1	0	0	0	0	0	0	0	0	0	0	0	0	0	0	0	0	0	0	.274
APR 11, 2026	STANFORD	*	2	1	0	0	0	0	0	1	0	0	0	1	0	0	0	2	1	0	0	.267
APR 24, 2026	CLEMSON	*	0	1	0	0	0	0	0	0	0	1	0	0	0	0	0	0	0	0	0	.267
APR 25, 2026	CLEMSON	*	0	0	0	0	0	0	0	0	0	0	0	0	0	0	0	0	0	0	0	.267
APR 30, 2026	WAKE FOREST	*	0	0	0	0	0	0	0	0	0	0	0	0	0	0	0	0	0	0	0	.267
MAY 02, 2026	WAKE FOREST	*	0	0	0	0	0	0	0	0	0	0	0	0	0	0	0	0	0	0	0	.267

PRODUCTION TRACKER

HITS	2026	Career
2.....	5	5
3.....	0	0
4.....	0	0
5+.....	0	0
RBIS	2026	Career
2.....	2	2
3.....	1	1
4.....	0	0
5+.....	0	0

CAREER STATS

YEAR	AVG	GP	GS	AB	R	H	2B	3B	HR	RBI	TB	SLG%	BB	HBP	SO	GDP	OB%	SF	SH	SB	SBA	PO	A	F	FLO%
O																									
V																									
R																									
2026	.267	33	20	75	22	20	4	2	1	9	31	.413	10	4	28	0	.382	0	0	6	6	3	0	0	1.000
A																									
C																									
2026	.222	13	4	18	6	4	0	0	0	0	4	.222	2	1	10	0	.333	0	0	2	2	1	0	0	1.000

27 BAYRAM HOT

SR | INF | 6-2 | 210 | R / R | Business Administration
Queens, N.Y. | Archbishop Molloy High School / Marist



SEASON/CAREER BESTS

HITS
Season 4 [2x], last vs. Virginia (5/16/26)
Career 4 [4x], last vs. Virginia (5/16/26)

DOUBLES
Season 2 [2x], last vs. NKU (3/18/26)
Career 2 [4x], last vs. NKU (3/18/26)

TRIPLES
Season -
Career 1 [5x], last at Siena (5/11/24)

HOME RUNS
Season 1 [9x], last vs. Virginia (5/16/26)
Career 2 vs. EKU (4/29/25)

RBIS
Season 4 at EKU (3/31/26)
Career 6 [2x], at Siena (5/11/24)

RUNS
Season 3 [3x], last vs. Stanford (4/11/26)
Career 3 [7x], last vs. Stanford (4/11/26)

STOLEN BASES
Season 3 vs. Stanford (4/11/26)
Career same

PUTOUTS
Season 3 at Western Kentucky (3/24/26)
Career 4 [2x], last vs. EKU (4/29/25)

ASSISTS
Season 5 vs. CMU (2/28/26)
Career 6 [3x], last at Siena (5/11/24)

HIT STREAK
Season 9 [3/6-18/26]
Career 14 [4/21-5/14/23]

PRODUCTION TRACKER

HITS	2025	2026	Career
2.....	6	12	43
3.....	3	6	20
4.....	0	2	4
5+.....	0	0	0
RBIS	2025	2026	Career
2.....	3	10	23
3.....	1	1	6
4.....	1	1	4
5+.....	0	0	2

CAREER STATS

OVERALL	YEAR	AVG	GP	GS	AB	R	H	2B	3B	HR	RBI	TR	SLG%	BB	HBP	SO	GDP	OB%	SF	SH	SB	SBA	PO	A	E	FLO%
	2023*	.382	50	48	191	47	73	14	3	2	37	99	.518	21	5	28	3	.446	5	0	11	12	32	66	6	.942
	2024*	.278	55	55	198	30	55	14	3	7	37	96	.485	29	8	41	4	.383	5	0	9	9	77	142	6	.973
	TOTAL (MC)	.329	105	103	389	77	128	28	6	9	74	195	.501	50	13	69	7	.413	10	0	20	21	109	208	12	.964
	2025	.326	36	27	92	16	30	3	0	3	22	42	.457	7	2	25	0	.382	1	1	2	3	31	50	3	.964
	2026	.337	56	56	208	50	70	15	0	9	40	112	.538	30	15	52	5	.453	1	5	17	20	37	114	5	.968
	TOTAL	.331	197	186	689	143	228	46	6	21	136	349	.507	87	30	146	12	.422	12	6	39	44	177	372	20	.965
ACC	YEAR	AVG	GP	GS	AB	R	H	2B	3B	HR	RBI	TR	SLG%	BB	HBP	SO	GDP	OB%	SF	SH	SR	SBA	PO	A	E	FLO%
	2025	.276	14	8	29	7	8	2	0	0	6	10	.345	6	1	11	0	.405	1	0	0	0	8	17	1	.962
	2026	.330	30	30	112	27	37	8	0	5	21	60	.536	17	10	30	3	.460	0	3	12	14	16	70	4	.956
	TOTAL	.319	44	38	141	34	45	10	0	5	27	70	.496	23	11	41	3	.449	1	3	12	14	24	87	5	.957

NOTES

2023 MAAC Rookie of the Year | 2023 All-MAAC Second Team | 2023 All-MAAC Rookie Team

Matched his career high with four hits against Michigan State on Feb. 14 ... Tallied three hits and drove in a pair in the win over Xavier on Feb. 17 ... Drove in three in the win over Central Michigan on Feb. 28 ... Homered as part of a three-hit day against CMU on March 1 ... Hit a two-run homer in the win over Seton Hall on March 8 ... Tallied five hits, including two doubles and a homer, in the Notre Dame series ... Had back-to-back multi-hit games at North Carolina ... Drove in multiple runs in the final two games of the Pitt series, including homering in the finale ... Went 3-for-5 with a homer and four RBIs at EKU on March 31 ... Finished 3-for-5 with a home run, two RBIs and three runs scored at Duke on April 3 ... Went 2-for-2 with three runs scored and a career-best three stolen bases against Stanford on April 11 ... Homered at Cal on April 17 ... Hit a two-run homer in the win over Kentucky on April 21 ... Finished the regular season with a 4-for-4 game against Virginia.

In 2025 ... Played in 36 games with 27 starts [22 at 2B, 4 at SS, 1 at DH] in his first season at Louisville ... Finished with a .326 average, three doubles and three home runs ... Drove in 22 runs and scored 16 times ... Had a hit and RBI in his Louisville debut against Oklahoma State on Feb. 15 ... Hit his first home run at Louisville and drove in three in the win over Butler on Feb. 26 ... Notched the first multi-homer game of his career against Eastern Kentucky on April 29.

In 2024 at Marist ... Appeared and started in 55 games for the Red Foxes ... Hit .278 with a .383 on-base percentage ... Tallied 14 doubles, three triples and seven home runs ... Drove in 37 runs and scored 30 ... Drove in a career-high six in a win at Siena (5/11) ... Went 8-for-18 in four games of the MAAC Tournament.

In 2023 at Marist ... Played in 50 games with 48 starts ... Led Marist with a .382 average ... Finished with 14 doubles, three triples and a pair of homers ... Drove in 37 with 47 runs scored ... Went 11-for-12 in stolen bases ... Hit his first career homer in a three-hit game at ETSU (3/3) ... Picked up a hit in 26 of 27 games from March 31-May 14, hitting .431 over that stretch.

Lettered in baseball at Archbishop Molloy High School ... Was named the Athlete of the Year and Baseball MVP.

GAME-BY-GAME STATS

DATE	OPPONENT	GS	AB	R	H	RBI	2B	3B	HR	BB	IBB	SB	CS	HBP	SAC	SF	GDP	K	PO	A	F	AVG
FEB 13, 2025	MICHIGAN STATE	*	3	1	1	0	0	0	0	0	0	1	0	1	0	0	0	1	1	1	0	.333
FEB 14, 2025	MICHIGAN STATE	*	5	0	4	0	0	0	0	0	0	1	0	0	0	0	0	0	1	1	0	.625
FEB 15, 2025	MICHIGAN STATE	*	5	1	1	0	0	0	0	0	0	0	0	0	0	0	0	3	0	1	0	.462
FEB 17, 2025	XAVIER	*	6	1	3	2	1	0	0	0	0	0	0	0	0	0	0	1	1	0	0	.474
FEB 20, 2025	NEBRASKA	*	4	0	0	0	0	0	0	0	0	0	0	0	0	0	0	1	1	2	0	.391
FEB 21, 2025	MICHIGAN	*	3	0	1	0	0	0	0	1	0	0	0	0	0	0	0	2	2	3	0	.385
FEB 22, 2025	AUBURN	*	2	1	1	0	0	0	0	2	0	1	0	0	0	0	0	1	3	0	0	.393
FEB 25, 2025	EASTERN KENTUCKY	*	3	1	0	0	0	0	0	1	0	0	0	0	0	0	0	0	2	0	0	.355
FEB 27, 2025	CENTRAL MICHIGAN	*	1	2	0	1	0	0	0	2	0	1	0	0	1	0	0	1	1	1	0	.344
FEB 28, 2025	CENTRAL MICHIGAN	*	3	1	2	3	1	0	0	0	0	0	0	2	0	0	0	1	1	5	0	.371
MAR 01, 2025	CENTRAL MICHIGAN	*	5	2	3	1	1	0	1	0	0	0	0	0	0	0	0	0	3	0	0	.400
MAR 03, 2025	MOREHEAD STATE	*	2	0	0	0	0	0	0	1	0	0	0	0	0	0	0	0	1	0	0	.381
MAR 06, 2025	SETON HALL	*	3	0	2	0	1	0	0	1	0	0	0	0	0	0	0	0	1	1	0	.400
MAR 07, 2025	SETON HALL	*	4	1	1	0	0	0	0	1	0	0	0	0	0	0	0	1	1	1	0	.388
MAR 08, 2025	SETON HALL	*	4	1	1	2	0	0	1	0	0	0	0	0	0	0	0	2	0	1	0	.377
MAR 10, 2025	MARSHALL	*	2	2	1	0	0	0	0	1	0	0	0	1	0	0	0	0	0	2	0	.382
MAR 11, 2025	MARSHALL	*	4	1	3	1	0	0	0	1	0	0	0	0	0	0	0	0	2	0	0	.407
MAR 13, 2025	NOTRE DAME	*	4	1	2	0	2	0	0	0	0	0	1	0	0	0	0	1	0	4	1	.413
MAR 14, 2025	NOTRE DAME	*	4	2	2	1	0	0	0	0	0	0	0	0	0	0	1	0	1	2	0	.418
MAR 15, 2025	NOTRE DAME	*	4	2	1	2	0	0	1	1	0	0	0	1	0	0	1	1	1	1	0	.408
MAR 18, 2025	NORTHERN KENTUCKY	*	4	1	2	1	2	0	0	0	0	0	0	0	0	0	1	0	1	0	0	.413
MAR 20, 2025	NORTH CAROLINA	*	4	0	0	0	0	0	0	0	0	0	0	0	0	0	0	2	0	3	0	.392
MAR 21, 2025	NORTH CAROLINA	*	4	0	2	1	1	0	0	0	0	0	0	0	0	0	0	1	0	3	0	.398
MAR 22, 2025	NORTH CAROLINA	*	3	1	2	0	0	0	0	1	0	0	0	1	0	0	0	1	2	0	0	.407
MAR 24, 2025	WESTERN KENTUCKY	*	3	1	0	0	0	0	0	0	0	0	0	1	0	0	0	2	3	1	1	.393
MAR 27, 2025	PITTSBURGH	*	3	1	2	0	1	0	0	0	0	1	1	2	0	0	0	0	1	2	0	.402
MAR 28, 2025	PITTSBURGH	*	5	0	3	2	0	0	0	0	0	1	0	0	0	0	0	0	1	2	0	.412
MAR 29, 2025	PITTSBURGH	*	3	1	1	2	0	0	1	1	0	0	0	1	0	0	0	1	0	3	0	.410
MAR 31, 2025	EASTERN KENTUCKY	*	5	3	3	4	1	0	1	0	0	0	0	0	0	0	0	0	1	0	3	.419
APR 02, 2025	DUKE	*	4	0	1	0	0	0	0	0	0	0	0	1	0	0	0	1	0	1	1	.413
APR 03, 2025	DUKE	*	5	3	3	2	0	0	1	0	0	1	0	0	0	0	0	0	1	1	3	.421
APR 04, 2025	DUKE	*	3	0	1	0	0	0	0	1	0	2	0	1	0	0	0	0	0	1	3	.419
APR 07, 2025	KENTUCKY	*	4	0	0	1	0	0	0	0	0	1	0	0	1	0	0	1	0	1	0	.405
APR 10, 2025	STANFORD	*	2	0	0	0	0	0	0	1	0	0	0	0	0	0	0	1	1	2	0	.398
APR 11, 2025	STANFORD	*	3	3	2	1	1	0	0	1	0	3	0	0	0	0	0	0	0	0	0	.405
APR 12, 2025	STANFORD	*	4	0	1	0	0	0	0	0	0	1	0	0	0	0	0	1	0	0	0	.400
APR 14, 2025	WESTERN KENTUCKY	*	3	1	0	0	0	0	0	1	0	0	0	0	0	0	0	3	2	3	0	.391
APR 17, 2025	CAL	*	3	2	1	2	0	0	1	1	0	0	0	0	0	0	0	2	0	4	0	.390
APR 18, 2025	CAL	*	4	0	0	0	0	0	0	0	0	0	0	0	0	0	0	2	1	2	1	.379
APR 19, 2025	CAL	*	2	1	0	0	0	0	0	2	0	0	0	1	0	0	0	0	1	0	2	.373
APR 21, 2025	KENTUCKY	*	6	1	2	2	0	0	1	0	0	0	0	0	0	0	0	1	0	2	0	.372
APR 24, 2025	CLEMSON	*	5	0	2	2	1	0	0	0	0	0	1	0	0	0	0	0	0	2	0	.373
APR 25, 2025	CLEMSON	*	4	1	1	1	0	0	0	1	0	2	1	0	0	0	0	0	0	3	0	.369
APR 26, 2025	CLEMSON	*	4	1	1	0	0	0	0	0	0	0	0	1	0	0	0	1	1	0	4	.366
APR 28, 2025	INDIANA	*	5	0	1	0	0															

10 ELI HOYT

SR | RHP | 6-0 | 195 | R / R | Exercise Physiology
Waukesha, Wis. | Waukesha South High School / Madison College



NOTES 2024 NJCAA Baseball USA All-Star Team

Made his season debut on March 18 against Northern Kentucky, throwing a scoreless inning out of the bullpen ... Worked a scoreless inning at Kentucky on April 7 ... Threw a scoreless frame against Western Kentucky on April 14 ... Earned his first collegiate win with a scoreless 10th inning against Clemson on April 26 ... Pitched a scoreless inning against Bellarmine on May 12.

In 2025 ... Made eight appearances on the mound, all in relief ... Held a 12.60 ERA with six strikeouts in 5.0 innings ... Made his Louisville debut out of the bullpen against Butler on Feb. 26 ... Returned to the mound for the first time in nearly two months on April 15 against WKU.

Madison College ... Spent three seasons, pitching in 20 games ... Went 2-1 with a 3.52 ERA in 2024, striking out 26 in 23.0 innings ... Made two starts in 2023 before suffering an injury and taking a medical redshirt ... Finished 7-1 with a 1.40 ERA in 2022 helping Madison to a 50-win season and runner-up finish at the NJCAA Division II World Series.

Three-sport (baseball, football, track & field) athlete and 10-time letterwinner at Waukesha South High School ... Named first team all-conference first baseman in the Classic 8 as a senior ... WIAA State Qualifier in the 1600m relay as a sophomore... Region champion in 300m hurdles.

SEASON/CAREER BESTS

LONGEST START (IP)

Season -
Career -

SHORTEST START (IP)

Season -
Career -

LONGEST RELIEF OUTING

Season 1.0 (5x), last vs. Bellarmine (5/12/26)
Career 1.0 (8x), last vs. Bellarmine (5/12/26)

STRIKEOUTS

Season 2 vs. Bellarmine (5/12/26)
Career 2 (2x), last vs. Bellarmine (5/12/26)

WALKS

Season 2 (4x), last vs. Bellarmine (5/12/26)
Career 2 (7x), last vs. Bellarmine (5/12/26)

HITS

Season 1 (4x), last vs. Bellarmine (5/12/26)
Career 4 vs. Wake Forest (5/17/25)

RUNS

Season 1 at Wake Forest (5/2/26)
Career 4 vs. Wake Forest (5/17/25)

EARNED RUNS

Season 1 at Wake Forest (5/2/26)
Career 4 vs. Wake Forest (5/17/25)

WILD PITCHES

Season 1 (2x), last vs. Bellarmine (5/12/26)
Career 1 (5x), last vs. Bellarmine (5/12/26)

HIT BY PITCHES

Season -
Career 1 vs. Butler (2/26/25)

SCORELESS STREAK

Season 5.0 (3/18-5/2/26)
Career same

PITCH COUNT

Season 24 (3x), last vs. Bellarmine (5/12/26)
Career same

GAME-BY-GAME STATS

DATE	OPPONENT	GS	IP	H	R	ER	BB	SO	2B	3B	HR	WP	BK	HBP	IBB	SCORE	W	L	SV	ERA	PC
MAR 18, 2026	NORTHERN KENTUCKY	1.0	1	0	0	2	1	0	0	0	0	0	0	0	0	16-1	0	0	0	0.00	24
MAR 29, 2026	PITTSBURGH	0.2	0	0	0	2	1	0	0	0	1	0	0	0	0	7-13	0	0	0	0.00	17
APR 07, 2026	KENTUCKY	1.0	0	0	0	1	1	0	0	0	0	0	0	0	0	2-4	0	0	0	0.00	20
APR 14, 2026	WESTERN KENTUCKY	1.0	1	0	0	1	1	0	0	0	0	0	0	0	0	7-3	0	0	0	0.00	24
APR 26, 2026	CLEMSON	1.0	0	0	0	1	0	0	0	0	0	0	0	0	0	7-5	1	0	0	0.00	19
MAY 02, 2026	WAKE FOREST	0.1	1	1	1	2	0	1	0	0	0	0	0	0	0	5-7	1	0	0	1.80	16
MAY 12, 2026	BELLARMIN	1.0	1	0	0	2	2	0	0	0	1	0	0	0	0	14-7	1	0	0	1.50	24

CAREER STATS

	YEAR	ERA	W	L	APP	GS	CG	SHO	CBO	SV	IP	H	R	ER	BB	SO	2B	3B	HR	BF	B/AVG	WP	HBP	BK	SFA	SHA
O V R	2025	12.60	0	0	8	0	0	0	0	0	5.0	8	7	7	8	6	1	0	2	30	.400	4	1	0	1	0
	2026	1.50	1	0	7	0	0	0	0	0	6.0	4	1	1	11	6	1	0	0	32	.200	2	0	0	0	1
	TOTAL	6.55	1	0	15	0	0	0	0	0	11.0	12	8	8	19	12	2	0	2	62	.300	6	1	0	1	1
A C C	YEAR	ERA <th>W</th> <th>L</th> <th>APP</th> <th>GS</th> <th>CG</th> <th>SHO</th> <th>CBO</th> <th>SV</th> <th>IP</th> <th>H</th> <th>R</th> <th>ER</th> <th>BB</th> <th>SO</th> <th>2B</th> <th>3B</th> <th>HR</th> <th>BF</th> <th>B/AVG</th> <th>WP</th> <th>HBP</th> <th>BK</th> <th>SFA</th> <th>SHA</th>	W	L	APP	GS	CG	SHO	CBO	SV	IP	H	R	ER	BB	SO	2B	3B	HR	BF	B/AVG	WP	HBP	BK	SFA	SHA
	2025	45.00	0	0	3	0	0	0	0	0	1.0	5	5	5	1	1	1	0	2	8	.714	1	0	0	0	0
	2026	4.50	1	0	3	0	0	0	0	0	2.0	1	1	1	5	1	1	0	0	12	.167	1	0	0	0	1
TOTAL	18.00	1	0	6	0	0	0	0	0	3.0	6	6	6	6	2	2	0	2	20	.462	2	0	0	0	1	

22 ANTHONY KARBOWSKI

FR | LHP | 6-3 | 215 | R / L | Exercise Physiology
Gilberts, Ill. | Hampshire High School



NOTES

Made his first collegiate appearance against Seton Hall on March 6, tossing a scoreless inning out of the bullpen ... Struck out three in a scoreless inning against Northern Kentucky on March 18 ... Threw a scoreless inning at EKU on March 31 ... Worked a scoreless frame at Vanderbilt on May 5 ... Earned his first collegiate victory after throwing a scoreless frame against Bellarmine on May 12 ... Retired all six batters he faced in the win over Virginia on May 16.

Graduated from Hampshire High School ... Three-time All-Conference selection ... Ranked the No. 44 player and No. 8 left-handed pitcher in Illinois by Perfect Game.

SEASON/CAREER BESTS

LONGEST START (IP)

Season -
Career -

SHORTEST START (IP)

Season -
Career -

LONGEST RELIEF OUTING

Season 2.0 vs. Virginia (5/16/26)
Career same

STRIKEOUTS

Season 3 vs. NKU (3/18/26)
Career same

WALKS

Season 1 [2x], last vs. Indiana (4/28/26)
Career same

HITS

Season 2 vs. NKU (3/18/26)
Career same

RUNS

Season 2 vs. WKU (4/14/26)
Career same

EARNED RUNS

Season 1 [3x], last vs. Indiana (4/28/26)
Career same

WILD PITCHES

Season 1 [2x], last at EKU (3/31/26)
Career same

HIT BY PITCHES

Season 1 at North Carolina (3/22/26)
Career same

SCORELESS STREAK

Season 4.0 [2x, last 5/5-16/26] - active
Career same

PITCH COUNT

Season 26 vs. NKU (3/18/26)
Career same

GAME-BY-GAME STATS

DATE	OPPONENT	GS	IP	H	R	ER	BB	SO	2B	3B	HR	WP	BK	HBP	IBB	SCORE	W	L	SV	FRA	PC
MAR 06, 2026	SETON HALL	1.0	1	0	0	0	0	0	0	0	0	1	0	0	0	16-1	0	0	0	0.00	15
MAR 18, 2026	NORTHERN KENTUCKY	1.0	2	0	0	1	3	1	0	0	0	0	0	0	0	16-1	0	0	0	0.00	26
MAR 22, 2026	NORTH CAROLINA	0.0	0	1	1	0	0	0	0	0	0	0	0	1	0	6-7	0	1	0	4.50	3
MAR 31, 2026	EASTERN KENTUCKY	1.0	1	0	0	0	0	1	0	0	1	0	0	0	0	17-7	0	1	0	3.00	10
APR 14, 2026	WESTERN KENTUCKY	0.0	1	2	1	0	0	1	0	0	0	0	0	0	0	7-3	0	1	0	6.00	12
APR 28, 2026	INDIANA	1.0	1	1	1	1	1	1	1	0	0	0	0	0	0	6-10	0	1	0	6.75	17
MAY 05, 2026	VANDERBILT	1.0	1	0	0	0	1	0	0	0	0	0	0	0	0	6-12	0	1	0	5.40	15
MAY 12, 2026	BELLARMINE	1.0	0	0	0	0	0	0	0	0	0	0	0	0	0	14-7	1	1	0	4.50	17
MAY 16, 2026	VIRGINIA	2.0	0	0	0	0	2	0	0	0	0	0	0	0	0	10-5	1	1	0	3.38	23

CAREER STATS

YEAR	ERA	W	L	APP	GS	CG	SHO	CBO	SV	IP	H	R	ER	BB	SO	2B	3B	HR	BF	B/AVG	WP	HBP	BK	SFA	SHA
2026	3.38	1	1	9	0	0	0	0	0	8.0	7	4	3	2	7	4	0	0	35	.226	2	1	0	0	1

YEAR	ERA	W	L	APP	GS	CG	SHO	CBO	SV	IP	H	R	ER	BB	SO	2B	3B	HR	BF	B/AVG	WP	HBP	BK	SFA	SHA
2026	4.50	0	1	2	0	0	0	0	0	2.0	0	1	1	0	2	0	0	0	7	.000	0	1	0	0	0

25 BRYCE KOCH

SO | RHP | 6-5 | 215 | R / R | Finance
Barrington, Ill. | Barrington High School / Cincinnati



NOTES

Made his Louisville and collegiate debut against Morehead State on March 3.

In 2025 ... Spent the 2025 season at Cincinnati but did not see any game action.

Lettered two seasons in baseball and one in football at Barrington High School ... Earned Mid-Suburban League All-Conference honors as a senior ... Ranked the No. 74 player and No. 30 right-handed pitcher in Illinois by Perfect Game.

SEASON/CAREER BESTS

LONGEST START (IP)

Season -
Career -

SHORTEST START (IP)

Season -
Career -

LONGEST RELIEF OUTING

Season -
Career -

STRIKEOUTS

Season -
Career -

WALKS

Season 2 vs. Morehead St. (3/3/26)
Career same

HITS

Season -
Career -

RUNS

Season 1 vs. Morehead St. (3/3/26)
Career same

EARNED RUNS

Season 1 vs. Morehead St. (3/3/26)
Career same

WILD PITCHES

Season -
Career -

HIT BY PITCHES

Season -
Career -

SCORELESS STREAK

Season -
Career -

PITCH COUNT

Season 11 vs. Morehead St. (3/3/26)
Career same

GAME-BY-GAME STATS

DATE	OPPONENT	GS	IP	H	R	ER	BB	SO	2B	3B	HR	WP	BK	HBP	IBB	SCORE	W	L	SV	FRA	PC
MAR 03, 2026	MOREHEAD STATE		0.0	0	1	1	2	0	0	0	0	0	0	0	0	5-13	0	0	0	999.00	11

CAREER STATS

YEAR	ERA	W	L	APP	GS	CG	SHO	CBO	SV	IP	H	R	ER	BB	SO	2B	3B	HR	BF	B/AVG	WP	HBP	BK	SFA	SHA
2026	99.00	0	0	1	0	0	0	0	0	0.0	0	1	1	2	0	0	0	0	2	.000	0	0	0	0	0

YEAR	ERA	W	L	APP	GS	CG	SHO	CBO	SV	IP	H	R	ER	BB	SO	2B	3B	HR	BF	B/AVG	WP	HBP	BK	SFA	SHA

1 AJ MARTIN

SR | INF | 5-10 | 175 | R / R | General Studies
Olney, Md. | St. John's College High School / Charleston Southern



NOTES 2025 All-Big South Conference Honorable Mention | 2025 All-Big South Conference Tournament Team

Made his Louisville debut against Michigan State on Feb. 14 as a pinch-hitter ... Drew his first start at 2B against Auburn, singling and driving in a run.

In 2025 ... Played one season at Charleston Southern ... Earned honorable mention All-Big South Conference honors after hitting .316 in 52 games ... Tallied 13 doubles, 12 homers and 53 RBIs ... Added 58 runs and was 13-for-17 in stolen bases ... Helped Charleston Southern to a 31-22 record, tied for the second-most wins in program history ... Named to the All-Big South Conference Tournament team after going 7-for-18 with six RBIs and reaching base 13 times over five games in the Buccaneers' run to the tournament final.

In 2024 ... Played the 2024 season at Kaskaskia College ... Finished with a .363 average, 15 doubles and seven home runs ... Scored 42 runs and drove in 41.

In 2023 ... Played in four games as a freshman at George Mason ... Went 0-for-4 with two walks and a run scored.

Lettered three years in baseball at St. John's College High School ... Helped SJCHS to a state championship as a junior ... Ranked the No. 40 player and No. 7 second baseman in Maryland by Perfect Game.

SEASON/CAREER BESTS

HITS	
Season	1 vs. Auburn (2/22/26)
Career	4 (2x), last vs. USC Upstate (3/23/25)
DOUBLES	
Season	-
Career	2 (2x), last at Gardner-Webb (5/17/25)
TRIPLES	
Season	-
Career	1 vs. Manhattan (2/21/25)
HOME RUNS	
Season	-
Career	1 (12x), last at Gardner-Webb (5/16/25)
RBIS	
Season	1 vs. Auburn (2/22/26)
Career	5 at Elon (3/8/25)
RUNS	
Season	1 vs. Auburn (2/22/26)
Career	4 vs. UNC Asheville (5/9/25)
STOLEN BASES	
Season	-
Career	3 vs. Manhattan (2/23/25)
PUTOUTS	
Season	3 vs. ECU (2/25/26)
Career	4 (8x), last at South Carolina (4/29/25)
ASSISTS	
Season	4 (2x), last vs. ECU (2/25/26)
Career	7 at Radford (4/5/25)
HIT STREAK	
Season	-
Career	12 (2/18-3/12/25)

GAME-BY-GAME STATS

DATE	OPPONENT	GS	AB	R	H	RBI	2B	3B	HR	BB	IBB	SB	CS	HBP	SAC	SF	GDP	K	PO	A	F	AVG
FEB 14, 2026	MICHIGAN STATE	1	0	0	0	0	0	0	0	0	0	0	0	0	0	0	0	1	0	0	0	.000
FEB 17, 2026	XAVIER	1	0	0	0	0	0	0	0	0	0	0	0	0	0	0	0	0	0	0	0	.000
FEB 22, 2026	AUBURN	4	1	1	1	0	0	0	0	0	0	0	0	0	0	0	0	0	1	4	0	.167
FEB 25, 2026	EASTERN KENTUCKY	3	0	0	0	0	0	0	0	0	0	0	0	0	0	0	0	0	3	4	1	.111
MAR 18, 2026	NORTHERN KENTUCKY	0	0	0	0	0	0	0	1	0	0	0	0	0	0	0	0	0	0	0	0	.111
APR 10, 2026	STANFORD	1	0	0	0	0	0	0	0	0	0	0	0	0	0	0	0	0	0	0	0	.100
MAY 07, 2026	MIAMI	0	0	0	0	0	0	0	0	0	0	0	0	0	0	0	0	0	0	0	0	.100

PRODUCTION TRACKER

HITS	2025	2026	Career
2.....	9	0	9
3.....	6	0	6
4.....	2	0	2
5+.....	0	0	0
RBIS	2025	2026	Career
2.....	8	0	8
3.....	2	0	2
4.....	3	0	3
5+.....	1	0	1

CAREER STATS

YEAR	AVG	GP	GS	AB	R	H	2B	3B	HR	RBI	TB	SLG%	BB	HBP	SO	GDP	OB%	SF	SH	SB	SBA	PO	A	F	FLO%
2023 (GMU)	.000	4	1	4	1	0	0	0	0	0	0	.000	2	0	1	0	.333	0	0	1	1	0	3	1	.750
2025 (CSU)	.316	52	51	212	58	67	13	1	12	53	118	.557	27	9	30	4	.414	1	0	13	17	86	132	8	.965
TOTAL	.310	56	52	216	59	67	13	1	12	53	118	.546	29	9	31	4	.412	1	0	14	18	86	135	9	.961
2025	.100	7	2	10	1	1	0	0	0	1	1	.100	1	0	1	0	.182	0	0	0	0	4	8	1	.923
TOTAL	.301	63	54	226	60	68	13	1	12	54	119	.527	30	9	32	4	.402	1	0	14	18	90	143	10	.959
YEAR	AVG	GP	GS	AB	R	H	2B	3B	HR	RBI	TB	SLG%	BB	HBP	SO	GDP	OB%	SF	SH	SB	SBA	PO	A	F	FLO%
2026	.000	2	0	1	0	0	0	0	0	0	0	.000	0	0	0	0	.000	0	0	0	0	0	0	0	.000

29 PETER MICHAEL

SR | RHP | 6-3 | 215 | R / R | Communication
West Hills, Calif. | Chaminade College Prep / Northwestern



SEASON/CAREER BESTS

LONGEST START (IP)

Season 3.0 vs. Xavier [2/17/26]
Career 6.1 vs. UNC [3/16/25]

SHORTEST START (IP)

Season 2.1 vs. EKU [2/25/26]
Career 0.2 [2x], last at Notre Dame [5/3/25]

LONGEST RELIEF OUTING

Season 2.0 [2x], last at Cal [4/18/26]
Career 2.1 at Ohio State [5/11/24]

STRIKEOUTS

Season 5 vs. Xavier [2/17/26]
Career 8 vs. UNC [3/9/25]

WALKS

Season 3 vs. EKU [2/25/26]
Career 6 vs. UNC [3/16/25]

HITS

Season 7 vs. Xavier [2/17/26]
Career 7 [2x], last vs. Xavier [2/17/26]

RUNS

Season 6 vs. Xavier [2/17/26]
Career 6 [3x], last vs. Xavier [2/17/26]

EARNED RUNS

Season 6 vs. Xavier [2/17/26]
Career 6 [3x], last vs. Xavier [2/17/26]

WILD PITCHES

Season 3 at Cal [4/18/26]
Career same

HIT BY PITCHES

Season -
Career 2 [3x], last at Virginia Tech [3/23/25]

SCORELESS STREAK

Season 4.0 [4/3-18/26]
Career 11.2 [3/2-16/25]

PITCH COUNT

Season 61 vs. Xavier [2/17/26]
Career 93 [3x], last vs. UNC [3/16/25]

NOTES

Served as the midweek starter for the first two weeks ... Pitched a scoreless inning out of the bullpen against Northern Kentucky on March 18 ... Struck out four across two innings at Cal on April 18 ... Earned his first career save with the final five outs against Kentucky on April 21 ... Recorded four outs in the win over Clemson on April 24.

In 2025 ... Made 14 appearances on the mound with 13 starts in his first season at Louisville ... Finished 4-3 with a 4.83 ERA ... Recorded 52 strikeouts in 50.1 innings and held opponents to just a .215 average ... Made his Louisville debut on Feb. 16 against Arizona, allowing just one run on one hit over 4.2 innings ... Allowed one run over 5.2 innings with a career-high six strikeouts against St. John's on March 2 for his first collegiate victory ... Carried a no-hitter into the seventh inning, finishing with 6.1 shutout frames and just one hit allowed with seven strikeouts for the victory over North Carolina on March 16.

In 2024 at Northwestern ... Made 12 relief appearances on the mound ... Finished 0-1 with a 15.68 ERA ... Struck out eight in 10.1 innings ... Worked a scoreless inning at Tulane [2/17] ... Struck out four in two scoreless innings against Purdue [4/27].

In 2023 at San Diego ... Appeared in 10 games, including two starts ... Went 0-1 with a 9.82 ERA across 7.1 innings, striking out seven... Struck out two in a perfect inning at Oregon [3/4].

Three-year letterwinner at Chaminade College Preparatory ... Set a Mission League record with a 17-strikeout no-hitter as a senior ... Led the Mission League in strikeouts as a senior and was named a Perfect Game Preseason All-American.

GAME-BY-GAME STATS

DATE	OPPONENT	GS	IP	H	R	ER	BB	SO	2B	3B	HR	WP	BK	HBP	IBB	SCORE	W	L	SV	ERA	PC
FEB 17, 2026	XAVIER	*	3.0	7	6	6	1	5	2	0	2	0	0	0	0	23-11	0	0	0	18.00	61
FEB 25, 2026	EASTERN KENTUCKY	*	2.1	5	4	4	3	3	1	0	0	0	0	0	0	6-5	0	0	0	16.88	58
MAR 03, 2026	MOREHEAD STATE		0.1	3	4	4	1	1	1	0	0	0	0	0	0	5-13	0	0	0	22.24	25
MAR 11, 2026	MARSHALL		0.1	0	0	0	0	1	0	0	0	0	0	0	0	18-8	0	0	0	21.00	7
MAR 18, 2026	NORTHERN KENTUCKY		1.0	1	0	0	0	2	1	0	0	0	0	0	0	16-1	0	0	0	18.00	13
MAR 24, 2026	WESTERN KENTUCKY		1.1	2	1	1	1	3	0	1	0	1	0	0	0	5-10	0	0	0	16.20	35
MAR 28, 2026	PITTSBURGH		1.2	2	1	1	0	1	0	0	1	0	0	0	0	8-5	0	0	0	14.40	27
APR 03, 2026	DUKE		2.0	2	3	3	2	3	0	0	1	0	0	0	0	8-10	0	1	0	14.25	35
APR 07, 2026	KENTUCKY		0.2	0	0	0	0	1	0	0	0	0	0	0	0	2-4	0	1	0	13.50	7
APR 12, 2026	STANFORD		1.0	1	0	0	0	0	0	0	0	0	0	0	0	4-6	0	1	0	12.51	16
APR 18, 2026	CAL		2.0	2	1	1	0	4	0	0	0	3	0	0	0	5-6	0	1	0	11.49	33
APR 21, 2026	KENTUCKY		1.2	1	0	0	0	4	0	0	0	0	0	1	0	14-10	0	1	1	10.38	27
APR 24, 2026	CLEMSON		1.1	1	0	0	1	1	0	0	0	0	0	0	0	13-10	0	1	1	9.64	19
APR 30, 2026	WAKE FOREST		0.1	1	1	0	1	1	0	0	0	0	0	0	0	8-9	0	2	1	9.47	21
MAY 02, 2026	WAKE FOREST		1.1	0	0	0	0	2	0	0	0	0	0	0	0	5-7	0	2	1	8.85	14
MAY 07, 2026	MIAMI		0.0	2	4	4	2	0	0	0	0	0	0	0	0	8-13	0	2	1	10.62	17
MAY 09, 2026	MIAMI		1.0	3	3	3	1	1	1	0	1	0	0	0	0	8-10	0	3	1	11.39	26
MAY 16, 2026	VIRGINIA		0.0	4	5	5	1	0	0	1	0	1	0	0	0	10-5	0	3	1	13.50	16

CAREER STATS

	YEAR	ERA	W	L	APP	GS	CG	SHO	CBO	SV	IP	H	R	ER	BB	SO	2B	3B	HR	BF	B/AVG	WP	HBP	BK	SFA	SHA
OVERALL	2023 (USD)	9.82	0	1	10	2	0	0	0	0	7.1	6	8	8	10	7	0	0	4	40	.222	1	3	0	0	0
	2024 (NU)	15.68	0	1	12	0	0	0	0	0	10.1	17	18	18	10	8	1	0	7	58	.378	5	2	0	0	1
	TOTAL	13.25	0	1	22	2	0	0	0	0	17.2	23	26	26	20	15	1	0	11	98	.319	6	5	0	0	1
ACC	2025	4.83	4	3	14	13	0	0	1	0	50.1	39	33	27	37	52	11	0	6	229	.215	11	6	1	0	5
	2026	13.50	0	3	18	2	0	0	0	1	21.1	37	33	32	14	33	6	2	5	116	.370	5	1	0	0	1
	TOTAL	8.56	4	8	54	17	0	0	1	1	89.1	99	92	85	71	100	18	2	22	443	.280	22	12	1	0	7

53 LUCAS MOORE

JR | OF | 6-0 | 185 | L / R | Sport Administration
Cincinnati, Ohio | Badin High School



SEASON/CAREER BESTS

HITS
Season 3 [3x], last vs. Virginia (5/16/26)
Career 4 [5x], last vs. Wake Forest (5/17/25)

DOUBLES
Season 1 [5x], last at Miami (5/9/26)
Career 2 at Clemson (4/17/25)

TRIPLES
Season 1 [4x], last vs. Indiana (4/28/26)
Career 1 [7x], last vs. Indiana (4/28/26)

HOME RUNS
Season 1 [4x], last vs. Virginia (5/16/26)
Career 2 vs. FSU (4/27/25)

RBIS
Season 4 vs. Stanford (4/11/26)
Career 6 vs. FSU (4/27/25)

RUNS
Season 3 [4x], last vs. Virginia (5/16/26)
Career 4 [4x], last vs. EKU (4/29/25)

STOLEN BASES
Season 2 [5x], last vs. Clemson (4/24/26)
Career 4 [2x], last vs. EKU (4/29/25)

PUTOUTS
Season 7 at Vanderbilt (5/5/26)
Career same

ASSISTS
Season 1 at Kentucky (4/7/26)
Career 1 [3x], last at Kentucky (4/7/26)

HIT STREAK
Season 11 [3/1-18/26]
Career 22 [3/12-4/17/25]

PRODUCTION TRACKER

HITS	2025	2026	Career
2	20	13	39
3	3	3	7
4	4	0	5
5+	0	0	0

RBIS	2025	2026	Career
2	4	9	14
3	3	1	4
4	1	1	2
5+	2	0	3

CAREER STATS

	YEAR	AVG	GP	GS	AB	R	H	2B	3B	HR	RBI	TR	SLG%	BB	HBP	SO	GDP	OB%	SF	SH	SB	SBA	PO	A	E	FLD%
O V R	2024	.318	48	22	88	30	28	6	1	0	14	36	.409	10	8	23	0	.434	0	4	17	21	48	0	1	.980
	2025	.341	66	65	270	85	92	10	3	5	49	123	.456	34	10	29	2	.430	2	2	53	54	140	2	1	.993
	2026	.280	56	56	214	61	60	6	4	4	35	86	.402	45	13	46	0	.432	1	3	37	44	132	1	2	.985
	TOTAL		.315	170	143	572	176	180	22	8	9	98	245	.428	89	31	98	2	.432	3	9	107	119	320	3	4
A C C	2024	.189	25	8	37	7	2	0	0	1	9	9	.243	1	4	15	0	.286	0	3	5	6	23	0	0	1.000
	2025	.405	30	30	126	36	51	6	2	4	30	73	.579	14	4	14	1	.476	1	2	24	25	67	2	1	.986
	2026	.252	30	30	115	28	29	3	0	2	14	38	.330	23	6	28	0	.400	1	2	18	21	72	0	2	.973
	TOTAL		.313	85	68	278	71	87	11	2	6	45	120	.432	38	14	57	1	.419	2	7	47	52	162	2	3

NOTES

2025 USA Collegiate National Team | 2025 D1Baseball All-America Second Team | 2025 ABCA/Rawlings All-Midwest Region Second Team | 2025 Nashville Regional All-Tournament Team | 2025 All-ACC First Team

Tallied six hits and stole four bases in three games against Michigan State to start the season ... Had a triple, homer and drove in three in the win over Xavier on Feb. 17 ... Homered against Central Michigan on Feb. 27 ... Reached base eight times, stealing four bases and scoring four runs in the Seton Hall series ... Had four hits, reaching base nine times, scoring six runs with four stolen bases in three games against Notre Dame ... Homered at Duke on April 2 ... Had two hits and drove in four in the win over Stanford on April 11 ... Drove in two and scored twice in the win over Kentucky on April 21 ... Went 3-for-3 with a homer and three runs scored on May 16 against Virginia.

In 2025 ... Played in all 66 games, making 65 starts (64 in CF, 1 in LF) ... Earned All-America honors after hitting .341 with 10 doubles, three triples and five home runs ... Drove in 49 and led the team with 92 hits, 85 runs scored and went 53-for-54 in stolen bases ... The 53 stolen bases led the country and were the second-most in a single season in program history ... Became the first Power Four player to steal 50 or more bases since Treo Turner in 2012 ... His 85 runs scored led all Power Four players and ranked second nationally, and were tied for the second-most in program history ... Reached base in 35 consecutive games from Feb. 16 - April 17, tied for the fifth-longest at Louisville since 2000 ... Had a 22-game hitting streak from March 12-April 17, just the sixth Louisville hitting streak of 20 or more games on record.

In 2024 ... Played in 48 games in his first season, making 22 starts (19 in CF, 2 in LF, 1 at DH) ... Finished with a .318 average, six doubles and a triple ... Drove in 14 and scored 30 runs ... Went 17-for-21 in stolen bases, ranking sixth in the ACC during the regular season ... Made his Louisville debut on Opening Day, starting in left field against Indiana State ... Was the first Louisville true freshman to start in the season opener since Tyler Fitzgerald in 2017.

Lettered three years in baseball at Badin High School ... Three-time All-State selection ... Hit .426 for his three-year career with 27 doubles, 10 triples and 130 runs scored ... Also stole 99 bases, including 51 during his sophomore season ... Ranked No. 450 overall player and No. 9 in the state of Ohio by Prep Baseball Report.

GAME-BY-GAME STATS

DATE	OPPONENT	GS	AB	R	H	RBI	2B	3B	HR	BB	IBB	SO	CS	HBP	SAC	SF	GDP	K	PO	A	F	AVG
FEB 13, 2025	MICHIGAN STATE	*	5	0	1	1	0	0	0	0	1	0	0	0	0	0	0	2	2	0	0	.200
FEB 14, 2025	MICHIGAN STATE	*	5	1	2	0	0	0	0	0	1	0	0	0	0	0	0	1	4	0	0	.300
FEB 15, 2025	MICHIGAN STATE	*	4	1	3	2	0	0	0	1	2	0	0	0	0	0	0	1	3	0	0	.429
FEB 17, 2025	XAVIER	*	6	3	3	3	0	1	1	0	0	0	1	0	0	0	0	3	0	0	0	.450
FEB 20, 2025	NEBRASKA	*	4	0	1	0	0	0	0	0	1	0	0	0	0	0	0	4	0	0	0	.417
FEB 21, 2025	MICHIGAN	*	5	2	2	0	1	0	0	0	0	0	0	0	0	0	0	1	0	0	0	.414
FEB 22, 2025	AUBURN	*	4	0	0	0	0	0	0	0	1	0	1	0	0	0	0	1	4	0	0	.364
FEB 25, 2025	EASTERN KENTUCKY	*	3	1	0	0	0	0	0	1	0	0	0	0	0	0	0	3	0	0	0	.333
FEB 27, 2025	CENTRAL MICHIGAN	*	4	2	1	2	0	0	1	0	1	0	1	0	0	0	0	4	0	0	0	.325
FEB 28, 2025	CENTRAL MICHIGAN	*	4	1	0	0	0	0	1	0	0	0	0	0	0	0	0	2	0	0	0	.295
MAR 01, 2025	CENTRAL MICHIGAN	*	2	1	1	0	0	0	0	3	0	0	1	0	0	0	0	2	0	0	0	.304
MAR 03, 2025	MOREHEAD STATE	*	5	1	1	0	0	0	0	0	0	0	0	0	0	0	0	3	0	0	0	.294
MAR 06, 2025	SETON HALL	*	3	2	1	1	0	0	0	1	0	1	0	1	0	0	0	1	0	0	0	.296
MAR 07, 2025	SETON HALL	*	3	2	1	0	0	0	2	0	2	0	0	0	0	0	0	1	0	0	0	.298
MAR 08, 2025	SETON HALL	*	4	0	1	0	0	0	0	0	2	0	1	0	0	0	0	1	2	0	0	.295
MAR 10, 2025	MARSHALL	*	5	2	2	1	0	1	0	0	0	1	0	0	0	0	0	1	0	0	0	.303
MAR 11, 2025	MARSHALL	*	4	2	1	2	1	0	1	0	0	0	0	0	0	0	0	3	0	0	0	.300
MAR 13, 2025	NOTRE DAME	*	4	3	2	0	1	0	0	2	0	1	0	0	0	0	0	1	4	0	0	.311
MAR 14, 2025	NOTRE DAME	*	3	1	1	0	0	0	2	0	2	1	0	0	0	0	0	1	4	0	1	.312
MAR 15, 2025	NOTRE DAME	*	4	2	1	1	0	0	0	0	1	0	1	0	1	0	1	2	1	0	0	.309
MAR 18, 2025	NORTHERN KENTUCKY	*	4	3	2	2	0	0	1	0	1	0	0	0	0	0	0	3	0	0	0	.318
MAR 20, 2025	NORTH CAROLINA	*	4	0	0	1	0	0	0	0	0	0	0	0	0	0	0	1	0	0	0	.303
MAR 21, 2025	NORTH CAROLINA	*	4	0	0	0	0	0	1	0	0	0	0	0	0	0	0	2	0	0	0	.290
MAR 22, 2025	NORTH CAROLINA	*	5	0	1	0	0	0	0	0	0	0	0	0	0	0	0	2	3	0	0	.286
MAR 24, 2025	WESTERN KENTUCKY	*	5	1	1	0	0	0	0	0	0	0	0	0	0	0	0	1	0	0	0	.282
MAR 27, 2025	PITTSBURGH	*	3	0	1	0	0	0	2	0	0	0	0	0	0	0	0	1	5	0	0	.283
MAR 28, 2025	PITTSBURGH	*	5	1	1	0	0	0	0	0	1	0	0	0	0	0	0	2	0	0	0	.279
MAR 29, 2025	PITTSBURGH	*	2	1	0	0	0	0	0	3	0	1	0	0	0	0	0	6	0	0	0	.274
MAR 31, 2025	EASTERN KENTUCKY	*	4	2	1	1	0	0	1	0	1	1	1	1	0	0	0	2	1	0	0	.274
APR 02, 2025	DUKE	*	4	1	2	2	0	0	1	0	0	0	1	0	0	0	0	0	0	0	0	.281
APR 03, 2025	DUKE	*	5	0	0	0	0	0	0	0	0	0	0	0	0	0	0	1	1	0	0	.270
APR 04, 2025	DUKE	*	4	0	0	0	0	0	0	0	0	0	0	1	0	0	0	1	2	0	1	.262
APR 07, 2025	KENTUCKY	*	1	0	0	0	0	0	0	3	2	0	0	0	0	0	0	1	2	1	0	.260
APR 10, 2025	STANFORD	*	4	1	1	0	0	0	0	0	0	0	0	0	0	0	0	2	4	0	0	.259
APR 11, 2025	STANFORD	*	3	1	2	4	1	0	0	1	0	1	0	0	0	0	0	1	2	0	0	.268
APR 12, 2025	STANFORD	*	2	1	0	0	0	0	2	0	1	0	0	0	0	0	0	4	0	0	0	.264
APR 14, 2025	WESTERN KENTUCKY	*	3	1	1	1	0	0	1	0	0	0	0	0	0	0	0	1	3	0	0	.266
APR 17, 2025	CAL	*	3	0	1	0	0	0	0	0	0	0	1	0	0	0	0	3	0	0	0	.267
APR 18, 2025	CAL	*	4	1	1	0	0	0	0	0	1	0	0	0	0	0	0	1	0	0	0	.267
APR 19, 2025	CAL	*	5	0	1	0	0	0	0	1	0	1	1	0	0	0	0	2	4	0	0	.265
APR 21, 2025	KENTUCKY	*	4	2	2	1	0	0	2	0	0	0	0	0	0	0	0	3	0	0	0	.270
APR 24, 2025	CLEMSON	*	5	2	2	1	0	0	1	0	2	0	0	0	0	0	0	2	0	0	0	.274
APR 25, 2025	CLEMSON	*	4	1	0	0	0	0	0	1	0	0	0	0	0	0	0	1	1	0	0	.268
APR 26, 2025	CLEMSON	*	4	0	1	0	0	0	0	1	0	1	0	0	0	0	0	4	0	0	0	.267
APR 28, 2025	INDIANA	*	4	1	2	1	0	1	0	1	0	1	0	0	0	0	0	1	0	0	0	.273
APR 30, 2025	WAKE FOREST	*	4	2	0	0	0	0	2	0	0	0	0	0	0	0	0	3	1	0	0	.267
MAY 01, 2025	WAKE FOREST	*	4	0	0	0	0	0	0	0	0	0	0	0	0	0	0	2	4	0	0	.261
MAY 02, 2025	WAKE FOREST	*	3	1	2	0	0	0	0	0	1	1	2	0	0	0	0	1	0	0	0	

17 COLLIN MOWRY

SO | C | 6-0 | 210 | R / R | Sport Administration
Mokena, Ill. | Lincoln-Way Central High School



NOTES

Had a hit and a run scored against Seton Hall on March 6 ... Singled in the win over Marshall on March 11 ... Scored a pair of runs against Northern Kentucky on March 18 ... Made his first start of the season as the designated hitter against Pitt on March 29 ... Laced a double into the left field corner against Indiana on April 28 ... Drew his first start behind the plate on May 15 against Virginia, going 1-for-3 and scoring twice.

In 2025 ... Played in 19 games, making 11 starts (all at C) as a freshman ... Finished with a .162 average, two doubles and five RBIs ... Made his collegiate debut at Virginia Tech on March 23, picking up a RBI in his first at-bat ... Recorded his first collegiate hit with a single at NC State on April 12 ... Made his first collegiate start behind the plate against WKU on April 15.

Four-year letterwinner in baseball at Lincoln-Way Central High School ... Also lettered one year in football ... Ranked as the No. 107 player overall, No. 9 catcher nationally and No. 3 player in Illinois by Perfect Game.

SEASON/CAREER BESTS

HITS	
Season	1 (4x), last vs. Virginia (5/15/26)
Career	2 (2x), last at Georgia Tech (5/9/25)
DOUBLES	
Season	1 vs. Indiana (4/28/26)
Career	1 (3x), last vs. Indiana (4/28/26)
TRIPLES	
Season	-
Career	-
HOME RUNS	
Season	-
Career	-
RBIS	
Season	-
Career	1 (5x), last vs. Wake Forest (5/17/25)
RUNS	
Season	2 (2x), last vs. Virginia (5/15/26)
Career	2 (3x), last vs. Virginia (5/15/26)
STOLEN BASES	
Season	-
Career	-
PUTOUTS	
Season	8 vs. Virginia (5/15/26)
Career	10 vs. Wake Forest (5/15/25)
ASSISTS	
Season	-
Career	2 (2x), last at Notre Dame (5/1/25)
HIT STREAK	
Season	2 (3/6-11/26)
Career	same

GAME-BY-GAME STATS

DATE	OPPONENT	GS	AB	R	H	RBI	2B	3B	HR	BB	IBB	SB	CS	HBP	SAC	SF	GDP	K	PO	A	F	AVG	
FEB 14, 2025	MICHIGAN STATE	1	0	0	0	0	0	0	0	0	0	0	0	0	0	0	0	0	0	0	0	0	.000
FEB 15, 2025	MICHIGAN STATE	0	0	0	0	0	0	0	0	0	0	0	0	0	0	0	0	0	1	0	0	.000	
FEB 17, 2025	XAVIER	0	0	0	0	0	0	0	0	0	0	0	0	0	0	0	0	0	5	0	0	.000	
FEB 27, 2025	CENTRAL MICHIGAN	0	0	0	0	0	0	0	0	0	0	0	0	0	0	0	0	0	1	0	0	.000	
MAR 06, 2025	SETON HALL	1	1	1	0	0	0	0	0	0	0	0	0	0	0	0	0	0	0	0	0	.500	
MAR 11, 2025	MARSHALL	1	0	1	0	0	0	0	0	0	0	0	0	0	0	0	0	0	2	0	0	.667	
MAR 18, 2025	NORTHERN KENTUCKY	0	2	0	0	0	0	0	1	0	0	0	0	0	0	0	0	0	5	0	0	.667	
MAR 29, 2025	PITTSBURGH	*	4	0	0	0	0	0	0	0	0	0	0	0	0	0	0	1	0	0	0	.286	
APR 10, 2025	STANFORD	1	0	0	0	0	0	0	0	0	0	0	0	0	0	0	0	0	0	0	0	.250	
APR 28, 2025	INDIANA	1	1	1	0	1	0	0	0	0	0	0	0	0	0	0	0	0	0	0	0	.333	
APR 30, 2025	WAKE FOREST	0	0	0	0	0	0	0	0	0	0	0	0	0	0	0	0	0	3	0	0	.333	
MAY 02, 2025	WAKE FOREST	1	0	0	0	0	0	0	0	0	0	0	0	0	0	0	0	1	2	0	0	.300	
MAY 09, 2025	MIAMI	0	0	0	0	0	0	0	0	0	0	0	0	0	0	0	0	0	2	0	0	.300	
MAY 15, 2025	VIRGINIA	*	3	2	1	0	0	0	0	2	0	0	0	0	0	0	0	1	8	0	0	.308	

PRODUCTION TRACKER

HITS	2025	2026	Career
2.....	2	0	2
3.....	0	0	0
4.....	0	0	0
5+.....	0	0	0
RBIS	2025	2026	Career
2.....	0	0	0
3.....	0	0	0
4.....	0	0	0
5+.....	0	0	0

CAREER STATS

	YEAR	AVG	GP	GS	AB	R	H	2B	3B	HR	RBI	TB	SLG%	BB	HBP	SO	GDP	OB%	SF	SH	SB	SBA	PO	A	E	FLO%
O V E R	2025	.162	19	11	37	4	6	2	0	0	5	8	.216	1	1	14	0	.200	1	2	0	0	69	9	0	1.000
	2026	.308	14	2	13	6	4	1	0	0	5	5	.385	3	0	3	0	.438	0	0	0	0	29	0	0	1.000
	TOTAL	.200	33	13	50	10	10	3	0	0	5	13	.268	4	1	17	0	.268	1	2	0	0	98	9	0	1.000
A C C	YEAR	AVG	GP	GS	AB	R	H	2B	3B	HR	RBI	TB	SLG%	BB	HBP	SO	GDP	OB%	SF	SH	SB	SBA	PO	A	E	FLO%
	2025	.200	15	9	30	4	6	2	0	0	5	8	.267	1	1	10	0	.242	1	2	0	0	55	8	0	1.000
	2026	.111	6	2	9	2	1	0	0	0	0	1	1	.111	2	0	3	0	.273	0	0	0	15	0	0	1.000
TOTAL	.179	21	11	39	6	7	2	0	0	5	9	9	.231	3	1	13	0	.250	1	2	0	0	70	8	0	1.000

45 CASEN MURPHY

SO | LHP | 5-10 | 195 | L / L | Accountancy
Park Hills, Mo. | Park Hills Central High School



NOTES

Turned in a scoreless relief outing against Michigan on Feb. 21 ... Retired six of the seven batters he faced, five via strikeout, in two scoreless innings against Seton Hall on March 7 ... Worked 2.1 scoreless innings against Stanford on April 10 ... Allowed just one run over two innings against Kentucky on April 21 ... Made his first start of the season in the series finale against Clemson on April 26, tossing two scoreless innings ... Earned the victory with 2.2 scoreless innings against Virginia on May 16.

In 2025 ... Appeared in 14 games on the mound with two starts as a freshman ... Finished 0-1 with an 8.64 ERA across 16.2 innings ... Made his collegiate debut on Feb. 22 against Western Michigan, getting five outs in a relief appearance ... Made his first collegiate start on the road in game one at Clemson on April 17.

Four-year letterwinner in baseball and football at Park Hills Central High School ... Three-time All-State selection in baseball and two-time All-State selection in football ... Ranked as No. 121 left-handed pitcher nationally by Perfect Game and No. 22 player in Missouri by PrepBaseballReport.

SEASON/CAREER BESTS

LONGEST START (IP)

Season 2.0 vs. Clemson (4/26/26)
Career 3.0 at Clemson (4/17/25)

SHORTEST START (IP)

Season 2.0 vs. Clemson (4/26/26)
Career same

LONGEST RELIEF OUTING

Season 2.2 vs. Virginia (5/16/26)
Career same

STRIKEOUTS

Season 5 vs. Seton Hall (3/7/26)
Career same

WALKS

Season 4 at North Carolina (3/20/26)
Career same

HITS

Season 4 at Wake Forest (5/2/26)
Career same

RUNS

Season 4 [2x], last at Wake Forest (5/2/26)
Career same

EARNED RUNS

Season 4 [2x], last at Wake Forest (5/2/26)
Career same

WILD PITCHES

Season 2 at Wake Forest (5/2/26)
Career same

HIT BY PITCHES

Season 2 vs. Notre Dame (3/13/26)
Career same

SCORELESS STREAK

Season 6.0 (2/13-3/7/26)
Career same

PITCH COUNT

Season 54 at North Carolina (3/20/26)
Career same

GAME-BY-GAME STATS

DATE	OPPONENT	GS	IP	H	R	ER	BB	SO	2B	3B	HR	WP	BK	HBP	IBB	SCORE	W	L	SV	ERA	PC
FEB 13, 2025	MICHIGAN STATE	2.0	2	2	2	1	4	0	0	2	0	0	0	0	0	3-4	0	1	0	9.00	31
FEB 21, 2025	MICHIGAN	1.2	2	0	0	1	0	0	0	0	0	0	0	1	0	5-8	0	1	0	4.91	25
FEB 28, 2025	CENTRAL MICHIGAN	0.0	0	0	0	1	0	0	0	0	1	0	0	0	0	9-8	0	1	0	4.91	4
MAR 03, 2025	MOREHEAD STATE	1.1	0	0	0	2	0	0	0	0	0	0	0	0	0	5-13	0	1	0	3.60	21
MAR 07, 2025	SETON HALL	2.0	0	0	0	1	5	0	0	0	1	0	0	0	0	13-3	0	1	0	2.57	36
MAR 13, 2025	NOTRE DAME	2.0	2	4	4	2	3	1	0	1	0	0	2	0	0	11-14	0	1	0	6.00	47
MAR 20, 2025	NORTH CAROLINA	2.0	2	2	1	4	1	0	0	0	0	0	0	0	0	1-11	0	1	0	5.73	54
MAR 29, 2025	PITTSBURGH	0.1	1	3	3	3	1	0	0	1	0	0	0	0	0	7-13	0	1	0	7.94	23
APR 10, 2025	STANFORD	2.1	1	0	0	1	1	0	0	0	0	0	0	0	0	2-12	0	1	0	6.59	38
APR 14, 2025	WESTERN KENTUCKY	0.0	0	0	0	0	0	0	0	0	0	0	0	0	0	7-3	0	1	0	6.59	2
APR 21, 2025	KENTUCKY	2.0	2	1	1	0	3	1	0	0	0	2	1	0	0	14-10	0	1	0	6.32	38
APR 26, 2025	CLEMSON	2.0	3	0	0	2	0	0	0	0	0	0	1	0	0	7-5	0	1	0	5.60	48
MAY 02, 2025	WAKE FOREST	2.0	4	4	4	1	3	2	0	1	2	0	0	0	0	5-7	0	2	0	6.86	46
MAY 09, 2025	MIAMI	2.1	2	2	2	1	2	0	0	1	0	0	0	0	0	8-10	0	2	0	6.95	39
MAY 12, 2025	BELLARMINE	1.0	1	0	0	0	0	0	0	0	0	0	0	0	0	14-7	0	2	0	6.65	13
MAY 16, 2025	VIRGINIA	2.2	1	0	0	0	0	0	0	0	0	0	0	0	0	10-5	1	2	0	5.96	30

CAREER STATS

	YEAR	ERA	W	L	APP	GS	CG	SHO	CBO	SV	IP	H	R	ER	BB	SO	2B	3B	HR	BF	B/AVG	WP	HBP	BK	SFA	SHA
O V R	2025	8.64	0	1	14	2	0	0	0	0	16.2	24	18	16	12	12	4	1	5	93	.329	5	4	0	0	4
	2026	5.96	1	2	16	1	0	0	0	0	25.2	23	18	17	20	25	4	0	6	122	.242	4	5	2	1	1
	TOTAL	7.02	1	3	30	3	0	0	0	0	42.1	47	36	33	32	37	8	1	11	215	.280	9	9	2	1	5
A C C	YEAR	ERA	W	L	APP	GS	CG	SHO	CBO	SV	IP	H	R	ER	BB	SO	2B	3B	HR	BF	B/AVG	WP	HBP	BK	SFA	SHA
	2025	10.00	0	1	5	1	0	0	0	0	9.0	11	10	10	6	4	3	0	3	46	.289	3	1	0	0	1
	2026	8.04	1	1	8	1	0	0	0	0	15.2	16	15	14	14	11	3	0	4	80	.258	2	3	0	1	0
TOTAL	8.76	1	2	13	2	0	0	0	0	24.2	27	25	24	20	15	6	0	7	126	.270	5	4	0	1	1	

26 JIMMY NUGENT

JR | C | 6-2 | 210 | R / R | Exercise Physiology
Cincinnati, Ohio | Badin High School / Lincoln Trail College



NOTES

Made his Louisville debut at catcher on Opening Day against Michigan State ... Recorded his first hit and RBI on Feb. 14 against Michigan State ... Went 2-for-3 with two RBIs and three runs scored in the win over Xavier on Feb. 17 ... Had his best night to date as a Card against EKV on Feb. 25, going 3-for-4 with a double and three driven in ... Went 5-for-9 reaching base nine times in the Seton Hall series, hitting his first home run in the finale ... Homered, doubled and drove in three in the win over Notre Dame on March 15 ... Went 2-for-4 with a homer and two RBIs at Cal on April 18 ... Reached base in all six plate appearances against Kentucky on April 21, driving in two and scoring twice ... Went 3-for-4 with a homer and two RBIs in the win over Clemson on April 25 ... Hit two homers, including a walk-off blast in the 10th inning, in the finale versus Clemson on April 26 ... Homered for the fourth time in three games against Indiana on April 28 ... Homered in the final two games of the series at Wake Forest, giving him six in a six-game stretch ... Hit a first-inning grand slam at Vanderbilt on May 5 ... Hit a homer at Miami on May 8.

At Lincoln Trail ... Played two seasons at Lincoln Trail ... Played in 46 games as a sophomore in 2025, hitting .346 overall and leading the team with 12 homers and 41 RBIs to earn All-GRAC honors ... Also tallied 13 doubles, two triples, 47 runs scored and stole seven bases ... Hit .285 with nine doubles, six homers and 33 RBIs in 2024.

In 2023 ... Began his college career at Penn State, taking a redshirt season.

Lettered three years at Badin High School, where he was a teammate with Lucas Moore ... Helped Badin to state semifinal appearances in 2021 and 2022, earning All-State honors in both seasons ... Named Ohio's Johnny Bench Award winner in 2022.

SEASON/CAREER BESTS

HITS
Season 3 (4x), last vs. Clemson (4/26/26)
Career same

DOUBLES
Season 2 vs. Bellarmine (5/12/26)
Career same

TRIPLES
Season -
Career -

HOME RUNS
Season 2 vs. Clemson (4/26/26)
Career same

RBIS
Season 4 at Vanderbilt (5/5/26)
Career same

RUNS
Season 3 (3x), last vs. Clemson (4/26/26)
Career same

STOLEN BASES
Season 2 vs. Stanford (4/12/26)
Career same

PUTOUTS
Season 16 at Duke (4/2/26)
Career same

ASSISTS
Season 4 vs. Michigan State (2/13/26)
Career same

HIT STREAK
Season 8 (4/14-28/26)
Career same

GAME-BY-GAME STATS

DATE	OPPONENT	GS	AB	R	H	RBI	2B	3B	HR	BB	IBB	SB	CS	HBP	SAC	SF	GDP	K	PO	A	F	AVG
FEB 13, 2026	MICHIGAN STATE	*	4	0	0	0	0	0	0	0	0	0	0	0	0	0	0	2	9	4	0	.000
FEB 14, 2026	MICHIGAN STATE	*	3	0	1	1	0	0	0	0	0	0	0	0	0	1	0	1	4	0	0	.143
FEB 15, 2026	MICHIGAN STATE	*	5	1	1	0	0	0	0	0	0	0	0	0	0	0	0	1	0	0	0	.167
FEB 17, 2026	XAVIER	*	3	3	2	2	1	0	0	3	0	0	0	0	0	0	0	0	7	3	0	.267
FEB 20, 2026	NEBRASKA	*	2	0	1	0	0	0	0	1	0	0	0	1	0	0	0	0	7	0	0	.294
FEB 21, 2026	MICHIGAN	*	4	0	0	0	0	0	0	0	0	0	0	0	0	0	0	2	11	2	0	.238
FEB 25, 2026	EASTERN KENTUCKY	*	4	0	3	3	1	0	0	0	0	1	0	0	0	0	0	0	8	1	0	.320
FEB 27, 2026	CENTRAL MICHIGAN	*	2	3	0	0	0	0	2	0	0	0	0	0	0	0	0	0	9	0	0	.296
FEB 28, 2026	CENTRAL MICHIGAN	*	4	1	0	0	0	0	1	0	0	0	0	0	0	0	0	3	0	0	0	.258
MAR 01, 2026	CENTRAL MICHIGAN	*	3	1	2	0	1	0	0	1	0	0	1	0	0	0	0	0	9	0	0	.294
MAR 03, 2026	MOREHEAD STATE	*	3	0	1	2	1	0	0	1	0	1	0	0	0	0	0	0	11	3	0	.297
MAR 06, 2026	SETON HALL	*	1	2	1	0	0	0	2	0	0	0	1	0	0	0	0	0	8	0	0	.316
MAR 07, 2026	SETON HALL	*	4	1	2	0	0	0	0	0	0	0	1	0	0	0	0	2	0	0	0	.333
MAR 08, 2026	SETON HALL	*	4	1	2	1	0	0	1	0	0	1	0	0	0	0	0	1	11	0	1	.348
MAR 10, 2026	MARSHALL	*	4	0	0	0	0	0	0	0	0	0	0	0	0	0	0	2	4	1	0	.320
MAR 13, 2026	NOTRE DAME	*	4	0	0	0	0	0	0	1	0	0	0	0	0	0	0	2	10	0	0	.296
MAR 15, 2026	NOTRE DAME	*	6	1	3	3	1	0	1	0	0	0	0	0	0	0	0	2	6	1	0	.317
MAR 18, 2026	NORTHERN KENTUCKY	*	1	0	0	0	0	0	0	1	0	0	1	0	0	0	0	0	8	0	0	.311
MAR 20, 2026	NORTH CAROLINA	*	2	0	0	0	0	0	0	0	0	0	1	0	0	1	0	1	5	0	0	.302
MAR 22, 2026	NORTH CAROLINA	*	4	0	2	1	0	0	0	0	0	0	0	0	0	0	0	1	7	0	0	.313
MAR 24, 2026	WESTERN KENTUCKY	*	3	0	1	1	0	0	0	0	0	0	0	0	0	0	0	0	7	1	1	.314
MAR 27, 2026	PITTSBURGH	*	0	0	0	0	0	0	0	0	0	0	0	0	0	0	0	0	1	0	0	.314
MAR 28, 2026	PITTSBURGH	*	3	1	2	0	0	0	0	1	0	1	0	0	0	0	0	1	12	0	0	.329
MAR 31, 2026	EASTERN KENTUCKY	*	3	0	2	1	1	0	0	0	0	0	0	0	0	0	0	0	2	0	0	.342
APR 02, 2026	DUKE	*	4	0	0	0	0	0	0	0	0	0	0	0	0	0	0	2	16	2	0	.325
APR 04, 2026	DUKE	*	4	1	0	0	0	0	0	1	0	0	0	0	0	0	0	2	9	0	0	.310
APR 07, 2026	KENTUCKY	*	4	0	0	0	0	0	0	0	0	0	0	0	0	0	0	2	8	1	1	.295
APR 11, 2026	STANFORD	*	3	1	1	1	0	0	0	1	0	0	0	0	0	0	0	0	8	0	0	.297
APR 12, 2026	STANFORD	*	3	0	0	0	0	0	0	1	0	2	0	0	0	0	0	2	9	0	0	.287
APR 14, 2026	WESTERN KENTUCKY	*	3	0	1	1	0	0	1	0	1	0	0	0	0	0	0	0	6	0	0	.289
APR 18, 2026	CAL	*	4	1	2	2	0	0	1	0	0	0	0	0	0	0	0	1	6	1	0	.297
APR 19, 2026	CAL	*	4	0	2	1	1	0	0	1	0	0	0	0	0	0	0	1	7	2	0	.305
APR 21, 2026	KENTUCKY	*	2	2	2	1	0	0	4	0	1	0	0	0	0	0	0	0	10	2	0	.318
APR 24, 2026	CLEMSON	*	5	1	1	1	0	0	0	0	0	0	1	0	0	0	0	2	3	0	0	.312
APR 25, 2026	CLEMSON	*	4	2	3	2	0	0	1	0	0	1	0	0	1	0	0	7	2	0	0	.328
APR 26, 2026	CLEMSON	*	5	3	3	3	1	0	2	0	0	0	1	0	0	0	0	0	1	0	0	.339
APR 28, 2026	INDIANA	*	3	2	2	1	0	0	1	2	0	0	0	0	0	0	0	7	1	0	0	.347
APR 30, 2026	WAKE FOREST	*	5	0	0	0	0	0	0	0	0	0	0	0	0	0	0	2	0	0	0	.333
MAY 01, 2026	WAKE FOREST	*	4	1	1	2	0	0	1	0	0	0	0	0	0	0	0	1	8	0	0	.331
MAY 02, 2026	WAKE FOREST	*	5	1	1	2	0	0	1	0	0	0	0	0	0	0	0	3	0	0	0	.326
MAY 05, 2026	VANDERBILT	*	3	1	1	4	0	0	1	0	0	0	1	0	0	0	0	1	11	1	0	.326
MAY 07, 2026	MIAMI	*	3	2	1	1	1	0	0	1	0	0	0	0	0	0	0	2	0	0	0	.326
MAY 08, 2026	MIAMI	*	4	2	2	1	0	0	1	2	0	0	1	0	0	0	0	2	11	1	0	.331
MAY 09, 2026	MIAMI	*	4	1	0	0	0	0	0	0	0	0	1	0	0	0	0	3	0	0	0	.322
MAY 12, 2026	BELLARMINE	*	5	2	2	0	2	0	0	0	0	1	0	0	0	0	0	1	8	0	0	.325
MAY 14, 2026	VIRGINIA	*	3	1	0	0	0	0	0	1	0	0	0	1	0	0	0	2	8	1	1	.319
MAY 16, 2026	VIRGINIA	*	5	0	1	0	1	0	0	0	0	0	0	0	0	0	0	3	5	0	0	.315

PRODUCTION TRACKER

HITS	2026	Career
2.....	13	13
3.....	4	4
4.....	0	0
5+.....	0	0
RBIS		
2.....	7	7
3.....	3	3
4.....	1	1
5+.....	0	0

CAREER STATS

YEAR	AVG	GP	GS	AB	R	H	2B	3B	HR	RBI	TB	SLG%	BB	HBP	SO	GDP	OB%	SF	SH	SB	SBA	PO	A	E	FLO%
2026	.315	47	46	165	39	52	14	0	11	39	99	.600	29	9	51	1	.439	2	0	9	13	305	31	4	.988
2025	.284	23	22	88	19	25	5	0	8	20	54	.614	10	4	33	1	.379	1	0	3	6	140	11	1	.993

20 JOE OLSON

FR | LHP | 6-1 | 235 | L / L | Sport Administration
Chicago, Ill. | St. Laurence High School



NOTES

Made his collegiate debut on Feb. 14 against Michigan State, tossing a scoreless inning ... Pitched two innings at Eastern Kentucky on March 31.

Lettered four years at St. Laurence High School ... Earned All-Conference honors as a freshman and sophomore before posting a 0.46 ERA and being named All-State as a junior ... Part of the first St. Laurence team to win a state championship as a senior ... Ranked as the No. 382 overall player and No. 15 in Illinois by Perfect Game.

SEASON/CAREER BESTS

LONGEST START (IP)

Season -
Career -

SHORTEST START (IP)

Season -
Career -

LONGEST RELIEF OUTING

Season 3.1 vs. Virginia (5/14/26)
Career same

STRIKEOUTS

Season 2 vs. Virginia (5/14/26)
Career same

WALKS

Season 2 vs. Morehead St. (3/3/26)
Career same

HITS

Season 3 at EKU (3/31/26)
Career same

RUNS

Season 4 vs. Stanford (4/10/26)
Career same

EARNED RUNS

Season 4 vs. Stanford (4/10/26)
Career same

WILD PITCHES

Season -
Career -

HIT BY PITCHES

Season 1 (2x), last vs. Stanford (4/10/26)
Career same

SCORELESS STREAK

Season 2.0 (5/14/26) - active
Career same

PITCH COUNT

Season 41 vs. Virginia (5/14/26)
Career same

GAME-BY-GAME STATS

DATE	OPPONENT	GS	IP	H	R	ER	BB	SO	2B	3B	HR	WP	BK	HBP	IBB	SCORE	W	L	SV	FRA	PC
FEB 14, 2026	MICHIGAN STATE	1.0	0	0	0	0	0	0	0	0	0	0	0	0	0	4-13	0	0	0	0.00	12
MAR 03, 2026	MOREHEAD STATE	0.1	1	1	1	2	0	0	0	0	1	0	0	0	0	5-13	0	0	0	6.75	22
MAR 20, 2026	NORTH CAROLINA	0.0	1	2	2	1	0	0	0	0	1	0	0	0	0	1-11	0	0	0	20.25	6
MAR 31, 2026	EASTERN KENTUCKY	2.0	3	2	2	1	1	0	0	1	0	0	1	0	0	17-7	0	0	0	13.50	32
APR 10, 2026	STANFORD	0.1	2	4	4	1	1	0	0	1	0	0	1	0	0	2-12	0	0	0	22.09	18
MAY 14, 2026	VIRGINIA	3.1	1	1	1	1	1	2	1	0	0	0	0	0	0	3-8	0	0	0	12.86	41

CAREER STATS

YEAR	ERA	W	L	APP	GS	CG	SHO	CBO	SV	IP	H	R	ER	BB	SO	2B	3B	HR	BF	B/AVG	WP	HBP	BK	SFA	SHA
2026	12.86	0	0	6	0	0	0	0	0	7.0	8	10	10	6	4	1	0	4	35	.296	0	2	0	0	0

YEAR	ERA	W	L	APP	GS	CG	SHO	CBO	SV	IP	H	R	ER	BB	SO	2B	3B	HR	BF	B/AVG	WP	HBP	BK	SFA	SHA
2026	17.18	0	0	3	0	0	0	0	0	3.2	4	7	7	3	3	1	0	2	18	.286	0	1	0	0	0

46 COLLIN OSENBAUGH

FR | RHP / INF | 6-0 | 190 | L / R | Pre-Business
Middletown, Ind. | Shenandoah High School



NOTES

Lettered four years in baseball at Shenandoah High School ... Named The Star Press Player and Pitcher of the Year as a senior, leading Shenandoah to a sectional title ... Hit .494 with nine home runs and 51 RBIs ... Tied for the home run lead in the state of Indiana and ranked second in slugging percentage ... Finished 8-2 with a 2.10 ERA on the mound, striking out 92 ... Had five double-digit strikeout games and pitched a no-hitter against Blackford ... Was a two-time THB Sports Baseball-Player Athlete of the Year ... Ranked the No. 16 player and No. 3 shortstop in Indiana by Prep Baseball Report.

SEASON/CAREER BESTS

LONGEST START (IP)

Season -
Career -

SHORTEST START (IP)

Season -
Career -

LONGEST RELIEF OUTING

Season -
Career -

STRIKEOUTS

Season -
Career -

WALKS

Season -
Career -

HITS

Season -
Career -

RUNS

Season -
Career -

EARNED RUNS

Season -
Career -

WILD PITCHES

Season -
Career -

HIT BY PITCHES

Season -
Career -

SCORELESS STREAK

Season -
Career -

PITCH COUNT

Season -
Career -

GAME-BY-GAME STATS

DATE OPPONENT GS IP H R ER BB SO 2B 3B HR WP BK HBP IBB SCORE W L SV ERA PC

CAREER STATS

YEAR	ERA	W	L	APP	GS	CG	SHO	CBO	SV	IP	H	R	ER	BB	SO	2B	3B	HR	BF	B/AVG	WP	HBP	BK	SFA	SHA
2026	0.00	0	0	0	0	0	0	0	0	0.0	0	0	0	0	0	0	0	0	0	.000	0	0	0	0	0

YEAR	ERA	W	L	APP	GS	CG	SHO	CBO	SV	IP	H	R	ER	BB	SO	2B	3B	HR	BF	B/AVG	WP	HBP	BK	SFA	SHA

18 CHASE PORTER

FR | OF | 5-10 | 180 | S / R | Business Undecided
Kearney, Mo. | Kearney High School



NOTES

Lettered four years in baseball at Kearney High School ... Was a four-time All-State and All-Conference selection ... Ranked No. 257 nationally and No. 8 in Missouri by Perfect Game.

SEASON/CAREER BESTS

HITS	Season -	Career -
DOUBLES	Season -	Career -
TRIPLES	Season -	Career -
HOME RUNS	Season -	Career -
RBIS	Season -	Career -
RUNS	Season -	Career -
STOLEN BASES	Season -	Career -
PUTOUTS	Season -	Career -
ASSISTS	Season -	Career -
HIT STREAK	Season -	Career -

PRODUCTION TRACKER

HITS	2026	Career
2.....	0.....	0
3.....	0.....	0
4.....	0.....	0
5+.....	0.....	0
RBIS	2026	Career
2.....	0.....	0
3.....	0.....	0
4.....	0.....	0
5+.....	0.....	0

CAREER STATS

YEAR	AVG	GP	GS	AB	R	H	2B	3B	HR	RBI	TB	SLG%	BB	HBP	SO	GDP	OB%	SF	SH	SB	SBA	PO	A	E	FLD%
2026	.000	0	0	0	0	0	0	0	0	0	0	.000	0	0	0	0	.000	0	0	0	0	0	0	0	.000

GAME-BY-GAME STATS

DATE OPPONENT GS AB R H RBI 2B 3B HR BB IBB SB CS HBP SAC SF GDP K PO A E AVG

32 ZION ROSE @

JR | OF | 6-1 | 200 | R / R | Psychology
Chicago, Ill. | IMG Academy



NOTES

2025 USA CNT | 2025 NCAA Elite 90 Award Winner | 2024 USA CNT | 2024 Perfect Game FR All-America First Team | 2024 Baseball America FR All-America Second Team | 2024 D1Baseball FR All-America Second Team | 2024 All-ACC FR Team

Missed the first 15 games due to injury ... Made his season debut on March 10 against Marshall, going 2-for-4 with two doubles and two RBIs ... Went a perfect 3-for-3 with a homer, four RBIs and a career-high four runs scored against Marshall on March 11 ... Matched his career high with four hits, including his second homer of the year, and set a career-best with five RBIs against Notre Dame on March 13 ... Went 3-for-3 with three RBIs and four runs scored in the win over Northern Kentucky on March 18 ... Left the game on March 20 against North Carolina with an injury, missing five games ... Returned as a pinch hitter at EKU on March 31 ... Went 6-for-12 in the Duke series, hitting two homers, driving in four and swiping three bases ... Doubled, homered, and drove in three against Kentucky on April 21 ... Had multiple hits in all three games at Miami ... Closed out the regular season with a 12-game hitting streak, going 2-for-4 in the finale with a three-run homer.

In 2025 ... One of two Cardinals to start all 66 games (53 in LF, 13 at DH) ... Finished with a .310 average, 16 doubles, three triples and 13 home runs ... Led the Cards with 67 RBIs and scored 64 runs ... Went 31-for-34 in stolen bases ... Ranked fourth in the ACC in stolen bases, fifth in RBIs, fifth in triples, seventh in runs, 11th in hits and 12th in total bases ... Stole a career-high four bases in the win over FSU on April 26.

In 2024 ... Played in 44 games as a freshman with 43 starts (30 at DH, 9 in CF, 2 in LF, 2 at C) ... Led the Cardinals with a .380 batting average, the top mark of any Power Five freshman during the regular season ... Finished with nine doubles, five triples and five home runs ... Drove in 32 and scored 42 times while going 10-for-13 on the bases ... Hit .396 in ACC play, second-highest mark of any player in the league ... Made his collegiate debut on Feb. 23 against St. Bonaventure as the DH and hitting leadoff, going 2-for-5 with three runs scored ... Hit his first home run against St. Bonaventure on Feb. 25.

Attended Brother Rice High School in Illinois before spending his last year at IMG Academy ... Helped IMG Academy to its first-ever undefeated season at 25-0 and was named 2023 MaxPreps national champions ... 2022 Daily Southtown Baseball Player of the Year ... All-State selection as a junior in 2022 after hitting .496 with 12 doubles, four homers, 39 RBIs and 31 stolen bases ... Participated in the 2022 Hank Aaron Invitational at Trust Park ... Ranked the No. 50 player and No. 3 catcher nationally by Prep Baseball Report.

SEASON/CAREER BESTS

HITS	
Season	4 vs. Notre Dame (3/13/26)
Career	4 (2x), last vs. Notre Dame (3/13/26)
DOUBLES	
Season	2 vs. Marshall (3/11/26)
Career	2 (4x), last vs. Marshall (3/11/26)
TRIPLES	
Season	1 vs. NKU (3/18/26)
Career	2 vs. NKU (4/30/24)
HOME RUNS	
Season	1 (5x), last vs. Virginia (5/16/26)
Career	1 (24x), last vs. Virginia (5/16/26)
RBIS	
Season	5 vs. Notre Dame (3/13/26)
Career	same
RUNS	
Season	4 (2x), last vs. NKU (3/18/26)
Career	same
STOLEN BASES	
Season	2 (5x), last vs. Virginia (5/15/26)
Career	4 vs. FSU (4/26/25)
PUTOUTS	
Season	4 vs. WKU (4/14/26)
Career	6 (3x), last at Miami (4/21/24)
ASSISTS	
Season	1 (2x), last at Miami (5/7/26)
Career	2 vs. Arizona (6/15/25)
HIT STREAK	
Season	10 (4/10-25/26)
Career	same

GAME-BY-GAME STATS

DATE	OPPONENT	GS	AB	R	H	RBI	2B	3B	HR	BB	IBB	SB	CS	HBP	SAC	SF	GDP	K	PO	A	F	AVG
MAR 10, 2026	MARSHALL	*	4	1	2	2	2	0	0	0	0	0	0	0	0	0	0	0	0	0	0	.500
MAR 11, 2026	MARSHALL	*	3	4	3	4	0	0	1	1	0	1	0	0	0	0	0	0	0	0	0	.714
MAR 13, 2026	NOTRE DAME	*	6	2	4	5	1	0	1	0	0	0	0	0	0	0	0	0	0	0	0	.692
MAR 14, 2026	NOTRE DAME	*	3	1	1	0	0	0	2	1	1	0	0	0	0	0	0	1	2	0	0	.625
MAR 15, 2026	NOTRE DAME	*	5	2	2	1	0	0	1	0	0	0	0	0	0	0	0	1	0	0	0	.571
MAR 18, 2026	NORTHERN KENTUCKY	*	3	4	3	3	0	1	0	2	0	0	0	0	0	0	0	0	0	0	0	.625
MAR 20, 2026	NORTH CAROLINA	*	2	0	0	0	0	0	1	0	1	0	0	0	0	0	0	0	0	0	0	.577
MAR 31, 2026	EASTERN KENTUCKY	*	0	0	0	0	0	0	0	0	0	0	0	0	0	0	0	0	0	0	0	.577
APR 02, 2026	DUKE	*	4	0	2	0	0	0	0	1	0	0	0	0	0	0	0	1	0	0	0	.567
APR 03, 2026	DUKE	*	4	1	2	1	0	0	1	1	0	1	0	0	0	0	0	1	0	0	0	.559
APR 04, 2026	DUKE	*	4	3	2	3	0	0	1	0	1	0	1	0	0	0	0	0	0	0	0	.553
APR 07, 2026	KENTUCKY	*	3	0	0	0	0	0	0	1	0	0	0	1	0	0	0	1	0	0	0	.512
APR 10, 2026	STANFORD	*	4	0	1	1	0	0	0	0	0	0	0	0	0	0	0	0	0	0	0	.489
APR 11, 2026	STANFORD	*	4	1	1	0	0	0	0	2	0	0	0	0	0	0	0	0	0	0	0	.469
APR 12, 2026	STANFORD	*	5	2	1	0	0	0	0	0	2	0	0	0	0	0	0	1	0	0	0	.444
APR 14, 2026	WESTERN KENTUCKY	*	4	1	1	1	1	0	0	0	1	0	1	0	0	0	1	0	4	0	0	.431
APR 17, 2026	CAL	*	4	1	1	0	0	0	0	0	0	0	0	0	0	0	1	0	0	0	0	.419
APR 18, 2026	CAL	*	3	0	1	1	0	0	0	0	0	0	0	0	0	1	0	1	1	0	0	.415
APR 19, 2026	CAL	*	5	2	2	0	1	0	0	1	0	1	0	0	0	0	0	0	2	0	0	.414
APR 21, 2026	KENTUCKY	*	5	1	2	3	1	0	1	1	0	0	0	0	0	0	0	1	0	0	0	.413
APR 24, 2026	CLEMSON	*	3	3	2	1	1	0	2	0	1	0	0	0	1	0	0	2	0	0	0	.423
APR 25, 2026	CLEMSON	*	5	1	2	2	0	0	0	0	0	0	0	0	0	0	0	0	0	1	0	.422
APR 26, 2026	CLEMSON	*	4	0	0	1	0	0	0	0	0	0	1	0	0	0	0	1	2	0	0	.402
APR 28, 2026	INDIANA	*	4	0	2	1	0	0	0	0	1	0	0	0	1	0	0	2	0	0	0	.407
APR 30, 2026	WAKE FOREST	*	4	2	2	2	1	0	0	1	0	1	1	1	0	0	0	1	1	0	0	.411
MAY 01, 2026	WAKE FOREST	*	3	0	1	0	0	0	0	1	0	0	1	0	0	0	0	1	2	0	0	.408
MAY 02, 2026	WAKE FOREST	*	3	0	2	0	1	0	0	1	0	0	0	1	0	0	0	0	2	0	0	.416
MAY 05, 2026	VANDERBILT	*	4	1	1	0	0	0	0	0	0	0	0	0	0	0	0	1	2	0	1	.410
MAY 07, 2026	MIAMI	*	4	1	2	0	1	0	0	1	0	0	0	0	0	0	0	1	3	1	0	.413
MAY 08, 2026	MIAMI	*	7	3	2	2	1	0	0	0	1	0	0	0	0	0	0	0	2	0	0	.405
MAY 09, 2026	MIAMI	*	4	1	2	2	1	0	0	1	0	1	0	0	0	0	1	0	1	0	0	.408
MAY 12, 2026	BELLARMINE	*	4	1	2	2	0	0	0	1	0	0	0	0	1	0	0	2	0	0	0	.411
MAY 14, 2026	VIRGINIA	*	5	0	1	1	0	0	0	0	2	1	0	0	0	0	0	2	3	0	1	.403
MAY 15, 2026	VIRGINIA	*	6	2	3	2	0	0	0	0	2	0	0	0	0	0	0	0	0	0	0	.407
MAY 16, 2026	VIRGINIA	*	4	3	2	3	1	0	1	1	0	0	0	0	0	0	0	0	2	0	0	.410

PRODUCTION TRACKER

HITS	2025	2026	Career
2.....	21	17	54
3.....	4	3	12
4.....	0	1	2
5+.....	0	0	0
RBIS	2025	2026	Career
2.....	13	7	29
3.....	6	4	11
4.....	1	1	2
5+.....	0	1	1

CAREER STATS

	YEAR	AVG	GP	GS	AB	R	H	2B	3B	HR	RBI	TR	SLG%	BB	HBP	SO	GDP	OB%	SF	SH	SB	SBA	PO	A	F	FLO%
O V R	2024	.380	44	43	166	42	63	9	5	5	32	97	.584	19	4	18	3	.455	0	3	10	13	33	1	2	.944
	2025	.310	66	66	252	64	78	16	3	13	67	139	.552	31	9	36	10	.396	6	3	31	34	82	7	4	.957
	2026	.410	35	34	139	44	57	13	1	6	44	90	.647	19	6	15	3	.488	4	0	23	26	35	2	2	.949
	TOTAL	.355	145	143	557	150	198	38	9	24	143	326	.585	69	19	69	16	.437	10	6	64	73	150	10	8	.952
A C C	2024	.396	28	27	101	23	40	4	2	2	17	54	.535	14	2	13	2	.479	0	2	8	9	29	1	2	.938
	2025	.315	30	30	111	31	35	8	0	6	31	61	.550	18	3	13	7	.412	4	2	18	20	38	3	1	.976
	2026	.390	25	25	105	31	41	9	0	4	28	62	.590	14	4	12	2	.472	2	0	18	21	25	2	1	.964
	TOTAL	.366	83	82	317	85	116	21	2	12	76	177	.558	46	9	38	11	.452	6	4	44	50	92	6	4	.961

19 TJ SCHLAGETER

JR | LHP | 6-2 | 215 | L / L | Sport Administration
Romeoville, Ill. | Joliet Catholic Academy



NOTES

Made his season debut on Feb. 14 against Michigan State ... Worked 2.2 scoreless innings at ECU on March 31 ... Threw two shutout innings against Western Kentucky on April 14 ... Pitched a scoreless inning against Bellarmine on May 12.

In 2025 ... Made 17 appearances on the mound with six starts ... Finished 3-2 with a 5.04 ERA in 30.1 innings of work ... Made his collegiate debut out of the bullpen against Oklahoma State on Feb. 15 ... Earned his first collegiate victory with a scoreless 10th inning against Morehead State ... Made the first start of his collegiate career against Northern Kentucky on March 18.

In 2024 ... Did not make an appearance.

Lettered three years in baseball, three years in football and two in basketball at Joliet Catholic ... 2023 Herald-News Baseball Player of the Year ... Finished high school career with a 20-3 overall record ... Helped Joliet Catholic to back-to-back state titles as a junior and senior ... As a senior, went 7-0 with a 1.47 ERA and 69 strikeouts in 52.1 innings ... Ranked the No. 23 player and No. 2 left-handed pitcher in Illinois by Perfect Game.

SEASON/CAREER BESTS

LONGEST START (IP)

Season -
Career 3.0 vs. WKU (4/15/25)

SHORTEST START (IP)

Season -
Career 0.1 vs. Pitt (5/20/25)

LONGEST RELIEF OUTING

Season 2.2 at ECU (3/31/26)
Career 3.2 vs. FSU (4/27/25)

STRIKEOUTS

Season 3 vs. Virginia (5/14/26)
Career same

WALKS

Season 2 (4x), last at Vanderbilt (5/5/26)
Career 3 (3x), last vs. Pitt (5/20/25)

HITS

Season 4 (2x), last at Wake Forest (4/30/26)
Career 6 at Notre Dame (5/2/25)

RUNS

Season 6 vs. Michigan State (2/14/26)
Career same

EARNED RUNS

Season 6 vs. Michigan State (2/14/26)
Career same

WILD PITCHES

Season 1 vs. Michigan State (2/14/26)
Career 2 at Virginia Tech (3/23/25)

HIT BY PITCHES

Season 1 (4x), last vs. WKU (4/14/26)
Career 1 (7x), last vs. WKU (4/14/26)

SCORELESS STREAK

Season 3.0 (2x, last 5/12/14/26) - active
Career 4.1 (4/1-8/25)

PITCH COUNT

Season 44 at ECU (3/31/26)
Career 55 at Notre Dame (5/2/25)

GAME-BY-GAME STATS

DATE	OPPONENT	GS	IP	H	R	ER	BB	SO	2B	3B	HR	WP	BK	HBP	IBB	SCORE	W	L	SV	FRA	PC
FEB 14, 2025	MICHIGAN STATE	1.1	4	6	6	1	1	0	0	1	1	0	1	0	0	4-13	0	0	0	40.50	32
FEB 22, 2025	AUBURN	1.0	2	1	1	1	0	0	0	0	0	0	0	0	0	6-10	0	0	0	27.00	26
MAR 03, 2025	MOREHEAD STATE	0.1	2	4	4	2	0	0	0	0	0	0	0	0	0	5-13	0	0	0	37.12	29
MAR 31, 2025	EASTERN KENTUCKY	2.2	1	0	0	2	1	0	0	0	0	0	1	0	0	17-7	1	0	0	18.56	44
APR 07, 2025	KENTUCKY	1.1	1	1	1	2	1	0	0	0	0	0	1	0	0	2-4	1	0	0	16.20	33
APR 14, 2025	WESTERN KENTUCKY	2.0	1	0	0	1	2	0	0	0	0	0	1	0	0	7-3	1	0	0	12.46	37
APR 26, 2025	CLEMSON	2.0	3	2	2	1	1	1	0	0	0	0	0	0	0	7-5	1	0	0	11.81	29
APR 30, 2025	WAKE FOREST	0.0	4	3	3	1	0	1	0	0	0	0	0	0	0	8-9	1	0	0	14.34	19
MAY 05, 2025	VANDERBILT	1.0	1	1	1	2	2	0	0	1	0	0	0	0	0	6-12	1	0	0	13.89	27
MAY 12, 2025	BELLARMINÉ	1.0	0	0	0	0	1	0	0	0	0	0	0	0	0	14-7	1	0	0	12.79	11
MAY 14, 2025	VIRGINIA	2.0	1	0	0	1	3	0	0	0	0	0	0	0	0	3-8	1	0	0	11.05	25

CAREER STATS

	YEAR	ERA	W	L	APP	GS	CG	SHO	CBO	SV	IP	H	R	ER	BB	SO	2B	3B	HR	BF	B/AVG	WP	HBP	BK	SFA	SHA
O V E R	2025	5.04	3	2	17	6	0	0	0	0	30.1	26	19	17	16	17	4	0	4	131	.243	6	3	0	3	2
	2026	11.05	1	0	11	0	0	0	0	0	14.2	20	18	14	12	2	0	0	2	78	.351	1	4	0	2	1
	TOTAL	7.00	4	2	28	6	0	0	0	0	45.0	46	37	35	30	29	6	0	6	209	.280	7	7	0	5	3
A C C	YEAR	ERA	W	L	APP	GS	CG	SHO	CBO	SV	IP	H	R	ER	BB	SO	2B	3B	HR	BF	B/AVG	WP	HBP	BK	SFA	SHA
	2025	3.12	1	1	5	0	0	0	0	0	8.2	10	5	3	5	3	1	0	1	42	.303	2	1	0	2	1
	2026	11.25	0	0	3	0	0	0	0	0	4.0	8	5	5	3	4	2	0	0	21	.500	0	0	0	1	1
TOTAL	5.68	1	1	8	0	0	0	0	0	0	12.2	18	10	8	8	7	3	0	1	63	.367	2	1	0	3	2

16 KADEN SCHOENLY

FR | LHP / 1B | 6-4 | 215 | L / L | Sport Administration
Enola, Pa. | Cumberland Valley High School



NOTES

Made his collegiate debut against Seton Hall on March 6

Lettered four years in baseball and three in football at Cumberland Valley High School ... Named the Mid-Penn Commonwealth Player of the Year as a senior after hitting .391 with seven doubles, two home runs and 16 runs scored ... Added 22 innings on the mound, going 2-1 with a 1.85 ERA and 31 strikeouts ... Ranked the No. 452 player nationally and No. 10 in Pennsylvania by Perfect Game.

SEASON/CAREER BESTS

HITS	
Season	-
Career	-
DOUBLES	
Season	-
Career	-
TRIPLES	
Season	-
Career	-
HOME RUNS	
Season	-
Career	-
RBIS	
Season	-
Career	-
RUNS	
Season	-
Career	-
STOLEN BASES	
Season	-
Career	-
PUTOUTS	
Season	2 vs. Seton Hall (3/6/26)
Career	same
ASSISTS	
Season	-
Career	-
HIT STREAK	
Season	-
Career	-

GAME-BY-GAME STATS

DATE	OPPONENT	GS	AB	R	H	RBI	2B	3B	HR	BB	IBB	SB	CS	HBP	SAC	SF	GDP	K	PO	A	F	AVG
MAR 06, 2026	SETON HALL	1	0	0	0	0	0	0	0	0	0	0	0	0	0	0	0	1	2	0	0	.000
MAR 10, 2026	MARSHALL	0	0	0	0	0	0	0	0	0	0	0	0	0	0	0	0	0	1	0	0	.000
MAR 11, 2026	MARSHALL	1	0	0	0	0	0	0	0	0	0	0	0	0	0	0	0	0	0	0	0	.000
MAR 18, 2026	NORTHERN KENTUCKY	0	0	0	0	0	0	0	0	0	0	0	0	0	0	0	0	0	0	0	0	.000

PRODUCTION TRACKER

HITS	2026	Career
2.....	0	0
3.....	0	0
4.....	0	0
5+.....	0	0
RBIS	2026	Career
2.....	0	0
3.....	0	0
4.....	0	0
5+.....	0	0

CAREER STATS

YEAR	AVG	GP	GS	AB	R	H	2B	3B	HR	RBI	TB	SLG%	BB	HBP	SO	GDP	OB%	SF	SH	SB	SBA	PO	A	E	FLO%
2026	.000	4	0	2	0	0	0	0	0	0	0	.000	0	0	1	0	.000	0	0	0	0	3	0	0	1.000

16 KADEN SCHOENLY

FR | LHP / 1B | 6-4 | 215 | L / L | Sport Administration
Enola, Pa. | Cumberland Valley High School



NOTES

Lettered four years in baseball and three in football at Cumberland Valley High School ... Named the Mid-Penn Commonwealth Player of the Year as a senior after hitting .391 with seven doubles, two home runs and 16 runs scored ... Added 22 innings on the mound, going 2-1 with a 1.85 ERA and 31 strikeouts ... Ranked the No. 452 player nationally and No. 10 in Pennsylvania by Perfect Game.

SEASON/CAREER BESTS

LONGEST START (IP)

Season -
Career -

SHORTEST START (IP)

Season -
Career -

LONGEST RELIEF OUTING

Season -
Career -

STRIKEOUTS

Season -
Career -

WALKS

Season -
Career -

HITS

Season -
Career -

RUNS

Season -
Career -

EARNED RUNS

Season -
Career -

WILD PITCHES

Season -
Career -

HIT BY PITCHES

Season -
Career -

SCORELESS STREAK

Season -
Career -

PITCH COUNT

Season -
Career -

GAME-BY-GAME STATS

DATE OPPONENT GS IP H R ER BB SO 2B 3B HR WP BK HBP IBB SCORE W L SV ERA PC

CAREER STATS

O	Y	ERA	W	L	APP	GS	CG	SHO	CBO	SV	IP	H	R	ER	BB	SO	2B	3B	HR	BF	B/AVG	WP	HBP	BK	SFA	SHA
2026	0.00	0	0	0	0	0	0	0	0	0	0.0	0	0	0	0	0	0	0	0	0	.000	0	0	0	0	0

A	C	Y	ERA	W	L	APP	GS	CG	SHO	CBO	SV	IP	H	R	ER	BB	SO	2B	3B	HR	BF	B/AVG	WP	HBP	BK	SFA	SHA
---	---	---	-----	---	---	-----	----	----	-----	-----	----	----	---	---	----	----	----	----	----	----	----	-------	----	-----	----	-----	-----

8 JAKE SCHWEITZER

SO | RHP | 6-0 | 200 | R / R | Sport Administration
Louisville, Ky. | Trinity High School



NOTES

Needed just five pitches for a scoreless inning against Michigan State on Feb. 13 ... Allowed just a solo homer in three relief innings against Auburn on Feb. 22 ... Made his first career start against Marshall on March 10 ... Threw 2.1 scoreless innings at Western Kentucky on March 24 ... Gave up just an unearned run in 2.1 innings at Duke on April 2 ... Drew the start at Kentucky on April 7 and threw three shutout innings with a career-best three strikeouts.

In 2025 ... Made 25 appearances as a freshman, all out of the bullpen ... Finished 4-3 overall with three saves ... Led the Cardinals with a 2.34 ERA in 42.1 innings of work ... Struck out 23 and held opponents to a .200 average ... Made his collegiate debut against St. John's on March 1 ... Allowed just an unearned run over the final three innings against Boston College on April 4 for his first collegiate save ... Tallied a pair of scoreless innings for his first collegiate win against WKU on April 15 ... Locked down a save in the NCAA Regional win at Vanderbilt on May 31 ... Threw three shutout innings in game three of the super regional against Miami ... Allowed two runs over 4.2 innings across three appearances at the College World Series.

Four-year letterwinner in baseball at Trinity High School ... Helped Trinity to a state championship in 2021 ... Courier Journal 2023-2024 Boys Athlete of the Year ... Courier Journal 2024 Baseball Player of the Year ... First Team All-State selection as a senior after going 10-1 with a 1.98 ERA and 89 strikeouts in 55.2 innings ... Also hit .295 with seven extra-base hits and 31 RBIs as a senior ... Ranked as the No. 10 player in Kentucky by Perfect Game.

SEASON/CAREER BESTS

LONGEST START (IP)

Season 3.0 at Kentucky (4/7/26)
Career same

SHORTEST START (IP)

Season 1.1 at Wake Forest (5/2/26)
Career same

LONGEST RELIEF OUTING

Season 3.0 vs. Auburn (2/22/26)
Career 3.1 at Notre Dame (5/3/25)

STRIKEOUTS

Season 3 at Kentucky (4/7/26)
Career same

WALKS

Season 3 vs. CMU (2/28/26)
Career 3 (2x), last vs. CMU (2/28/26)

HITS

Season 7 at Miami (5/7/26)
Career 7 (2x), last at Miami (5/7/26)

RUNS

Season 4 at Miami (5/7/26)
Career same

EARNED RUNS

Season 3 (5x), last at Miami (5/7/26)
Career 3 (7x), last at Miami (5/7/26)

WILD PITCHES

Season 1 (5x), last vs. Pitt (3/27/26)
Career 2 at Indiana (4/1/25)

HIT BY PITCHES

Season 1 (4x), last vs. Clemson (4/25/26)
Career 1 (8x), last vs. Clemson (4/25/26)

SCORELESS STREAK

Season 6.1 (4/2-14/26)
Career 11.2 (4/18-5/11/25)

PITCH COUNT

Season 49 at Miami (5/7/26)
Career 57 vs. Wake Forest (5/16/25)

GAME-BY-GAME STATS

DATE	OPPONENT	GS	IP	H	R	ER	BB	SO	2B	3B	HR	WP	BK	HBP	IBB	SCORE	W	L	SV	ERA	PC
FEB 13, 2026	MICHIGAN STATE		1.0	0	0	0	0	0	0	0	0	0	0	0	0	3-4	0	0	0	0.00	5
FEB 17, 2026	XAVIER		1.2	6	3	3	0	2	0	0	1	0	0	0	0	23-11	0	0	0	10.12	26
FEB 22, 2026	AUBURN		3.0	1	1	1	0	2	0	0	1	1	0	0	0	6-10	0	0	0	6.35	37
FEB 25, 2026	EASTERN KENTUCKY		1.1	1	0	0	0	1	0	0	0	0	0	0	0	6-5	1	0	0	5.14	20
FEB 28, 2026	CENTRAL MICHIGAN		1.0	1	2	2	3	1	1	0	0	1	0	0	0	9-8	1	0	0	6.75	33
MAR 10, 2026	MARSHALL	*	2.0	3	3	3	0	0	1	0	0	1	0	1	0	16-5	1	0	0	5.40	47
MAR 14, 2026	NOTRE DAME		0.2	0	2	2	1	0	0	0	0	0	0	1	0	8-7	1	0	0	6.75	15
MAR 15, 2026	NOTRE DAME		0.2	0	0	0	0	0	0	0	0	0	0	0	0	21-12	1	0	0	6.35	7
MAR 20, 2026	NORTH CAROLINA		2.0	3	3	3	2	1	1	0	0	1	0	0	0	1-11	1	0	0	7.43	38
MAR 24, 2026	WESTERN KENTUCKY		2.1	1	0	0	0	0	0	0	0	0	0	0	0	5-10	1	0	0	6.32	23
MAR 27, 2026	PITTSBURGH		0.1	2	3	3	1	0	0	0	1	0	1	1	1	3-4	1	0	0	7.88	11
APR 02, 2026	DUKE		2.1	3	1	0	0	1	0	0	0	0	0	0	0	3-6	1	0	0	6.87	34
APR 07, 2026	KENTUCKY	*	3.0	2	0	0	0	3	0	0	0	0	0	0	0	2-4	1	0	0	5.91	37
APR 11, 2026	STANFORD		1.0	2	0	0	0	1	0	0	0	0	0	1	0	10-0	1	0	0	5.64	13
APR 14, 2026	WESTERN KENTUCKY		1.0	1	0	0	0	1	1	0	0	0	0	0	0	7-3	1	0	0	5.40	12
APR 17, 2026	CAL		2.0	3	1	1	1	1	1	0	1	0	0	0	0	5-8	1	1	0	5.33	33
APR 21, 2026	KENTUCKY		1.0	2	2	2	1	0	1	0	1	0	0	0	0	14-10	1	1	0	5.81	22
APR 25, 2026	CLEMSON		0.0	0	3	3	2	0	0	0	0	0	0	1	0	11-6	1	1	0	6.84	19
APR 28, 2026	INDIANA		2.0	1	1	1	1	0	0	0	1	0	0	0	0	6-10	1	1	0	6.67	29
MAY 02, 2026	WAKE FOREST	*	1.1	3	2	1	1	1	0	0	0	0	0	0	0	5-7	1	1	0	6.67	32
MAY 07, 2026	MIAMI		2.1	7	4	3	2	1	0	0	0	0	0	0	0	8-13	1	1	0	7.03	49
MAY 12, 2026	BELLARMINE		1.0	1	1	1	0	1	0	0	0	0	0	0	0	14-7	1	1	0	7.09	17
MAY 16, 2026	VIRGINIA		1.0	0	0	0	1	0	0	0	0	0	0	0	0	10-5	1	1	0	6.88	16

CAREER STATS

	YEAR	ERA	W	L	APP	GS	CG	SHO	CBO	SV	IP	H	R	ER	BB	SO	2B	3B	HR	BF	B/AVG	WP	HBP	BK	SFA	SHA
O V R	2025	2.34	4	3	25	0	0	0	1	3	42.1	31	14	11	19	23	8	0	1	179	.200	4	4	0	0	1
	2026	6.88	1	1	23	3	0	0	1	0	34.0	43	32	26	16	17	6	0	5	165	.305	5	5	0	2	1
	TOTAL	4.36	5	4	48	3	0	0	2	3	76.1	74	46	37	35	40	14	0	6	344	.250	9	9	0	2	2
A C C	YEAR	ERA	W	L	APP	GS	CG	SHO	CBO	SV	IP	H	R	ER	BB	SO	2B	3B	HR	BF	B/AVG	WP	HBP	BK	SFA	SHA
	2025	2.66	2	2	10	0	0	0	0	1	20.1	18	7	6	7	12	3	0	1	85	.231	2	1	0	0	0
	2026	10.54	0	1	11	1	0	0	1	0	13.2	23	19	16	11	6	2	0	1	76	.383	2	4	0	1	0
TOTAL	5.82	2	3	21	1	0	0	1	1	34.0	41	26	22	18	18	5	0	2	162	.297	4	5	0	1	0	

7 BRANDON SHANNON

FR | RHP | 6-4 | 185 | R / R | Sport Administration
McHenry, Ill. | McHenry High School



NOTES

Made his collegiate debut against Michigan State on Feb. 15, striking out one in a scoreless inning ... Earned his first collegiate victory after allowing just one run over 3.0 innings with a career-best six strikeouts against Central Michigan on Feb. 28 ... Struck out four over 1.2 innings against Seton Hall on March 8 ... Threw a scoreless inning against Notre Dame on March 15 ... Allowed just a solo homer in 2.1 innings at North Carolina on March 22 ... Made his first career start against Pitt on March 29 ... Threw two scoreless innings at Duke on April 4 ... Went a career-long 5.1 innings out of the bullpen at Cal on April 19, allowing just one run on two hits for the win ... Did not allow a run over 2.0 innings against Indiana on April 28 ... Turned in back-to-back scoreless relief appearances at Miami.

Lettered three years at McHenry High School ... Set the career wins record at McHenry ... Earned ABCA All-America honors after posting a 12-0 record with a 0.82 ERA as a senior ... Struck out 111 batters in 68 innings while leading McHenry to its first-ever state championship appearance ... Ranked the No. 54 overall player in the 2025 class by Prep baseball Report and the No. 5 player in Illinois.

SEASON/CAREER BESTS

LONGEST START (IP)

Season 1.2 vs. Pitt (3/29/26)
Career same

SHORTEST START (IP)

Season -
Career -

LONGEST RELIEF OUTING

Season 5.1 at Cal (4/19/26)
Career same

STRIKEOUTS

Season 6 vs. CMU (2/28/26)
Career same

WALKS

Season 3 (4x), last vs. Virginia (5/15/26)
Career same

HITS

Season 3 (5x), last at Wake Forest (5/1/26)
Career same

RUNS

Season 4 (2x), last vs. Clemson (4/24/26)
Career same

EARNED RUNS

Season 4 (2x), last vs. Clemson (4/24/26)
Career same

WILD PITCHES

Season 2 vs. Indiana (4/28/26)
Career same

HIT BY PITCHES

Season 2 vs. Pitt (3/29/26)
Career same

SCORELESS STREAK

Season 5.1 (4/19/26)
Career same

PITCH COUNT

Season 64 at Cal (4/19/26)
Career same

GAME-BY-GAME STATS

DATE	OPPONENT	GS	IP	H	R	ER	BB	SO	2B	3B	HR	WP	BK	HBP	IBB	SCORE	W	L	SV	ERA	PC
FEB 15, 2025	MICHIGAN STATE	1.0	0	0	0	1	1	0	0	0	0	0	0	0	0	9-1	0	0	0	0.00	14
FEB 21, 2025	MICHIGAN	1.1	2	3	3	2	3	0	0	1	0	0	0	0	0	5-8	0	0	0	11.57	40
FEB 28, 2025	CENTRAL MICHIGAN	3.0	2	1	1	1	6	1	0	0	1	0	1	0	0	9-8	1	0	0	6.75	51
MAR 08, 2025	SETON HALL	1.2	1	1	0	2	4	0	0	0	0	0	0	0	0	6-2	1	0	0	5.14	32
MAR 13, 2025	NOTRE DAME	0.0	0	2	2	0	0	0	0	0	0	0	0	0	0	11-14	1	1	0	7.71	11
MAR 15, 2025	NOTRE DAME	1.0	1	0	0	1	1	0	0	0	0	0	0	0	0	21-12	1	1	0	6.75	22
MAR 22, 2025	NORTH CAROLINA	2.1	1	1	1	2	2	0	0	1	0	0	0	0	0	6-7	1	1	0	6.10	42
MAR 27, 2025	PITTSBURGH	0.1	0	0	0	0	1	0	0	0	0	0	0	0	0	3-4	1	1	0	5.91	4
MAR 29, 2025	PITTSBURGH	1.2	3	4	4	3	0	0	0	1	1	0	2	0	0	7-13	1	2	0	8.03	39
APR 04, 2025	DUKE	2.0	3	0	0	0	1	0	0	0	0	0	1	0	0	9-4	1	2	0	6.91	20
APR 07, 2025	KENTUCKY	0.1	0	0	0	0	0	0	0	0	0	0	0	0	0	2-4	1	2	0	6.75	4
APR 12, 2025	STANFORD	0.2	3	1	1	1	0	0	0	0	0	0	0	0	0	4-6	1	2	0	7.04	21
APR 19, 2025	CAL	5.1	2	1	1	1	5	0	0	0	0	0	1	0	0	8-5	2	2	0	5.66	64
APR 24, 2025	CLEMSON	1.2	3	4	4	3	2	1	0	1	1	0	0	0	0	13-10	2	2	0	6.85	47
APR 28, 2025	INDIANA	2.0	2	0	0	1	2	1	0	0	2	0	0	0	0	6-10	2	2	0	6.29	41
MAY 01, 2025	WAKE FOREST	2.0	3	2	1	3	4	0	0	0	1	0	1	0	0	5-6	2	3	0	6.15	44
MAY 08, 2025	MIAMI	2.0	2	0	0	2	0	0	0	0	0	0	0	0	0	16-9	2	3	0	5.72	22
MAY 09, 2025	MIAMI	1.0	0	0	0	0	1	0	0	0	0	0	0	0	0	8-10	2	3	0	5.52	11
MAY 15, 2025	VIRGINIA	1.1	2	2	2	3	3	1	0	1	1	0	0	0	0	12-2	2	3	0	5.87	43

CAREER STATS

YEAR	ERA	W	L	APP	GS	CG	SHO	CBO	SV	IP	H	R	ER	BB	SO	2B	3B	HR	BF	B/AVG	WP	HBP	BK	SFA	SHA
2025	5.87	2	3	19	1	0	0	0	0	30.2	30	22	20	28	36	4	0	5	152	.256	7	6	0	0	1
2026	6.75	1	3	13	1	0	0	0	0	21.1	23	17	16	21	20	2	0	4	110	.277	4	5	0	0	1

41 BEN SLANKER

JR | OF | 6-0 | 205 | L / R | Business Administration
 Canfield, Ohio | Canfield High School / Ohio



NOTES

2025 All-MAC First Team
 Made his Louisville debut starting in right field on Opening Day against Michigan State, going 2-for-4 with a homer and two RBIs ... Went 3-for-3 with a home run and three RBIs against Michigan State on Feb. 14 ... Launched a three-run homer and grand slam, driving in a career-best eight runs against Marshall on March 10 ... Went 2-for-4 with a solo homer in the win over Marshall on March 11 ... Had a bases clearing double and a three-run homer in the win over Notre Dame on March 15 ... Tallied a pair of doubles versus Pitt on March 28 ... Hit a grand slam and reached base five times in the win at ECU on March 31 ... Homered in the first and third games of the Clemson series ... Matched the Louisville single-season record with his third grand slam at Miami on May 7.

In 2025 ... Earned All-MAC First Team honors at Ohio in 2025 after hitting .302 with nine doubles, two triples and 21 home runs ... Finished with 69 RBIs and 43 runs scored ... Led the MAC in home runs and ranked fourth nationally in home runs per game ... Was also first in the MAC in sac flies, third in RBIs and slugging percentage, and seventh in walks ... Tallied a career-high seven RBIs against Northern Illinois on April 5 ... Recorded four multi-homer games, including consecutive contests at Western Michigan.

In 2024 ... Appeared in 14 games as a freshman at Ohio, hitting .179 with a homer.

Lettered three years in baseball at Canfield High School ... Earned All-Conference honors as a junior and senior ... Ranked the No. 42 player and No. 7 outfielder in Ohio by Perfect Game.

SEASON/CAREER BESTS

HITS
 Season 3 vs. Michigan State (2/14/26)
 Career 3 (6x), last vs. Michigan State (2/14/26)

DOUBLES
 Season 2 vs. Pitt (3/28/26)
 Career 2 (2x), last vs. Pitt (3/28/26)

TRIPLES
 Season 1 vs. Virginia (5/15/26)
 Career 2 vs. VMI (4/12/25)

HOME RUNS
 Season 2 vs. Marshall (3/10/26)
 Career 2 (5x), last vs. Marshall (3/10/26)

RBIS
 Season 8 vs. Marshall (3/10/26)
 Career same

RUNS
 Season 3 at ECU (3/31/26)
 Career 4 (2x), at Northern Illinois (4/5/25)

STOLEN BASES
 Season -
 Career 2 vs. Butler (2/28/25)

PUTOUTS
 Season 4 vs. Marshall (3/10/26)
 Career 6 at Northern Illinois (4/5/25)

ASSISTS
 Season 1 (3x), last at Duke (4/4/26)
 Career 1 (5x), last at Duke (4/4/26)

HIT STREAK
 Season 4 (3/28-4/2/26)
 Career 4 (2x), last 3/25-29/25

GAME-BY-GAME STATS

DATE	OPPONENT	GS	AB	R	H	RBI	2B	3B	HR	BB	IBB	SB	CS	HBP	SAC	SF	GDP	K	PO	A	F	AVG
FEB 13, 2026	MICHIGAN STATE	*	4	1	2	2	1	0	1	0	0	0	0	0	0	0	0	1	0	0	0	.500
FEB 14, 2026	MICHIGAN STATE	*	3	1	3	3	0	1	1	0	0	0	0	0	0	0	0	1	1	0	0	.714
FEB 15, 2026	MICHIGAN STATE	*	3	1	0	1	0	0	2	0	0	1	0	0	0	0	0	0	3	0	0	.500
FEB 20, 2026	NEBRASKA	*	4	0	0	0	0	0	0	0	0	0	0	0	0	0	0	2	3	0	0	.357
FEB 21, 2026	MICHIGAN	*	1	0	0	0	0	0	2	0	0	0	0	0	0	0	0	0	0	0	0	.333
FEB 28, 2026	CENTRAL MICHIGAN		1	0	0	0	0	0	0	0	0	0	0	0	0	0	0	0	0	0	0	.312
MAR 03, 2026	MOREHEAD STATE		1	0	0	0	0	0	1	0	0	0	0	0	0	0	0	0	0	0	0	.294
MAR 06, 2026	SETON HALL	*	2	1	0	1	0	0	1	0	0	0	0	0	1	0	1	3	1	0	0	.263
MAR 07, 2026	SETON HALL		0	1	0	0	0	0	1	0	0	0	0	0	0	0	0	0	0	0	0	.263
MAR 08, 2026	SETON HALL	*	4	1	1	0	0	0	0	0	0	0	0	0	0	0	0	2	0	0	0	.261
MAR 10, 2026	MARSHALL	*	3	2	2	8	0	0	2	0	0	0	0	0	0	1	0	0	4	0	0	.308
MAR 11, 2026	MARSHALL	*	4	2	2	1	0	0	1	1	0	0	0	0	0	0	0	1	0	0	0	.333
MAR 13, 2026	NOTRE DAME	*	3	0	0	1	0	0	0	0	0	0	0	1	0	0	0	0	0	0	0	.303
MAR 15, 2026	NOTRE DAME	*	4	2	2	6	1	0	1	2	0	0	0	0	0	0	1	2	0	0	0	.324
MAR 18, 2026	NORTHERN KENTUCKY	*	2	2	1	0	0	0	1	0	0	0	0	0	0	0	0	0	0	0	0	.333
MAR 20, 2026	NORTH CAROLINA	*	0	0	0	0	0	0	3	0	0	0	0	0	0	0	0	0	0	0	0	.333
MAR 21, 2026	NORTH CAROLINA	*	1	1	0	0	0	0	2	0	0	0	1	0	0	0	0	0	0	0	0	.325
MAR 22, 2026	NORTH CAROLINA	*	2	0	1	1	0	0	0	0	0	0	0	0	0	0	0	0	0	0	0	.333
MAR 24, 2026	WESTERN KENTUCKY	*	3	1	1	1	1	0	1	0	1	0	0	0	0	0	1	0	0	0	0	.333
MAR 27, 2026	PITTSBURGH	*	3	1	0	0	0	0	2	0	0	0	0	0	0	0	0	1	0	0	0	.312
MAR 28, 2026	PITTSBURGH	*	5	1	2	0	2	0	0	0	0	0	0	0	0	0	0	2	0	0	0	.321
MAR 29, 2026	PITTSBURGH	*	5	1	2	0	0	0	0	0	0	0	0	0	0	0	0	1	1	0	0	.328
MAR 31, 2026	EASTERN KENTUCKY	*	1	3	1	4	0	0	1	3	0	0	0	1	0	0	0	0	0	0	0	.339
APR 02, 2026	DUKE	*	4	0	1	0	1	0	0	0	0	0	0	0	0	0	0	1	1	0	0	.333
APR 03, 2026	DUKE	*	4	0	0	0	0	0	0	0	0	0	0	0	1	0	0	0	2	0	0	.313
APR 04, 2026	DUKE	*	2	0	0	0	0	0	1	0	0	0	0	0	0	0	1	0	1	0	0	.304
APR 10, 2026	STANFORD	*	3	0	0	0	0	0	0	0	0	0	0	0	0	0	0	0	0	0	0	.292
APR 12, 2026	STANFORD	*	3	0	0	0	0	0	1	0	0	0	0	0	0	0	0	0	0	0	0	.280
APR 14, 2026	WESTERN KENTUCKY	*	1	0	0	0	0	0	0	0	0	0	0	0	0	0	0	1	0	0	0	.276
APR 17, 2026	CAL	*	3	0	1	0	0	0	1	0	0	0	0	0	0	0	0	0	1	0	0	.278
APR 18, 2026	CAL	*	4	1	1	0	0	0	0	0	0	0	0	0	0	0	0	1	0	0	0	.277
APR 19, 2026	CAL	*	3	0	1	1	0	0	0	0	0	0	0	0	0	0	0	1	0	0	0	.279
APR 21, 2026	KENTUCKY	*	5	0	0	0	0	0	0	0	0	0	0	0	0	0	0	3	0	0	0	.264
APR 24, 2026	CLEMSON	*	5	1	1	3	0	0	1	0	0	0	0	0	0	0	0	1	2	0	0	.260
APR 25, 2026	CLEMSON	*	3	1	2	1	1	0	2	0	0	0	0	0	0	0	0	0	0	0	0	.273
APR 26, 2026	CLEMSON	*	3	1	1	2	0	0	1	1	0	0	0	0	0	0	0	1	3	0	0	.275
APR 28, 2026	INDIANA	*	3	0	0	1	0	0	1	0	0	0	0	0	0	0	0	0	0	0	0	.267
APR 30, 2026	WAKE FOREST	*	4	1	2	0	0	0	1	0	0	0	0	0	0	0	0	1	2	0	0	.275
MAY 01, 2026	WAKE FOREST	*	3	1	1	0	1	0	1	0	0	0	0	0	0	0	0	1	0	0	0	.277
MAY 02, 2026	WAKE FOREST	*	1	0	1	1	1	0	0	0	0	0	0	0	0	0	0	0	0	0	0	.283
MAY 05, 2026	VANDERBILT	*	2	1	0	0	0	0	2	0	0	0	0	0	0	0	0	1	0	0	0	.278
MAY 07, 2026	MIAMI	*	4	1	2	4	0	0	1	0	0	0	0	0	0	0	0	1	0	0	0	.286
MAY 08, 2026	MIAMI	*	6	1	1	0	0	0	0	0	0	0	0	0	0	0	0	3	0	0	0	.280
MAY 09, 2026	MIAMI	*	1	0	0	0	0	0	0	0	0	0	0	0	0	0	0	0	0	0	0	.278
MAY 12, 2026	BELLARMINI	*	5	2	2	1	1	0	0	0	0	0	0	0	0	0	0	2	0	0	0	.282
MAY 14, 2026	VIRGINIA	*	3	1	1	1	0	0	0	1	0	0	0	0	0	0	0	0	0	0	0	.284
MAY 15, 2026	VIRGINIA	*	5	0	2	2	0	1	0	0	0	0	0	0	0	0	0	2	0	0	0	.288
MAY 16, 2026	VIRGINIA	*	4	0	0	0	0	0	0	1	0	0	0	0	0	0	0	2	0	0	0	.280

PRODUCTION TRACKER

HITS	2025	2026	Career
2.....	14	11	25
3.....	5	1	6
4.....	0	0	0
5+.....	0	0	0

RBIS	2025	2026	Career
2.....	7	3	10
3.....	4	2	6
4.....	6	2	8
5+.....	2	2	4

CAREER STATS

YEAR	AVG	GP	GS	AB	R	H	2B	3B	HR	RBI	TB	SLG%	BB	HBP	SO	GDP	OB%	SF	SH	SB	SBA	PO	A	E	FLD%
2024*	.179	14	6	28	5	5	0	0	1	2	8	.286	5	1	11	1	.324	0	0	0	0	5	0	1	.833
2025*	.302	50	50	182	43	55	9	2	21	69	131	.720	41	4	38	2	.422	10	2	3	3	95	3	6	.942
TOTAL (OU)	.286	64	56	210	48	60	9	2	22	71	139	.662	46	5	49	3	.410	10	2	3	3	100	3	7	.936
2025	.280	48	40	143	34	40	10	1	10	46	82	.573	36	3	33	0	.429	2	1	0	2	31	3	0	1.000
TOTAL	.283	112	96	353	82	100	19	3	32	117	221	.626	82	8	82	3	.418	12	3	3	5	131	6	7	.951

YEAR	AVG	GP	GS	AB	R	H	2B	3B	HR	RBI	TB	SLG%	BB	HBP	SO	GDP	OB%	SF	SH	SB	SBA	PO	A	E	FLD%
2026	.275	28	24	91	15	25	7	1	4	23	46	.505	19	2	19	0	.411	0	1	0	0	16	1	0	1.000

34 ZANE STAHL

FR | RHP | 6-7 | 225 | R / R | Business Administration
Spring Lake, Mich. | P27 Academy



NOTES

Made his collegiate debut on Feb. 14 against Michigan State, striking out one in a clean inning ... Needed just eight pitches for a scoreless frame against Auburn on Feb. 22 ... Recorded four outs in a scoreless outing against Morehead State on March 3 ... Struck out two in a scoreless inning against Notre Dame on March 15 ... Threw a scoreless inning at Western Kentucky on March 24 ... Worked a scoreless frame at Wake Forest on April 30 ... Made his first collegiate start against Bellarmine on May 12.

Played baseball at Spring Lake High School before transferring to P27 Academy in South Carolina for his senior season ... Earned All-State honors as a junior at Spring Lake after posting a 9-2 record with a 1.48 ERA ... Struck out 106 in 84.2 innings to help SLHS to the state finals ... Ranked as the No. 12 player and No. 6 right-handed pitcher in Michigan by Perfect Game.

SEASON/CAREER BESTS

LONGEST START (IP)

Season 1.0 vs. Bellarmine (5/12/26)
Career same

SHORTEST START (IP)

Season -
Career -

LONGEST RELIEF OUTING

Season 1.1 vs. Morehead St. (3/3/26)
Career same

STRIKEOUTS

Season 2 [2x], last at Miami (5/8/26)
Career same

WALKS

Season 2 [2x], last vs. Clemson (4/26/26)
Career same

HITS

Season 3 vs. Bellarmine (5/12/26)
Career same

RUNS

Season 3 vs. Bellarmine (5/12/26)
Career same

EARNED RUNS

Season 3 vs. Bellarmine (5/12/26)
Career same

WILD PITCHES

Season 1 [4x], last at Miami (5/8/26)
Career same

HIT BY PITCHES

Season -
Career -

SCORELESS STREAK

Season 4.1 (2/14-3/10/26)
Career same

PITCH COUNT

Season 23 vs. Marshall (3/10/26)
Career same

GAME-BY-GAME STATS

DATE	OPPONENT	GS	IP	H	R	ER	BB	SO	2B	3B	HR	WP	BK	HBP	IBB	SCORE	W	L	SV	FRA	PC
FEB 14, 2026	MICHIGAN STATE	1.0	0	0	0	0	0	1	0	0	0	0	0	0	0	4-13	0	0	0	0.00	11
FEB 22, 2026	AUBURN	1.0	0	0	0	0	0	1	0	0	0	0	0	0	0	6-10	0	0	0	0.00	8
FEB 27, 2026	CENTRAL MICHIGAN	0.1	0	0	0	0	1	0	0	0	0	1	0	0	0	16-2	0	0	0	0.00	8
MAR 03, 2026	MOREHEAD STATE	1.1	0	0	0	1	1	0	0	0	0	0	0	0	0	5-13	0	0	0	0.00	22
MAR 10, 2026	MARSHALL	0.2	1	1	1	2	1	1	0	0	0	1	0	0	0	16-5	0	0	0	2.08	23
MAR 15, 2026	NOTRE DAME	1.0	0	0	0	1	2	0	0	0	0	0	0	0	0	21-12	0	0	0	1.69	16
MAR 24, 2026	WESTERN KENTUCKY	1.0	1	0	0	0	0	0	0	0	0	0	0	0	0	5-10	0	0	0	1.42	22
MAR 29, 2026	PITTSBURGH	0.0	0	0	0	1	0	0	0	0	0	0	0	0	0	7-13	0	0	0	1.42	5
APR 10, 2026	STANFORD	1.0	1	0	0	0	1	1	0	0	0	0	0	0	0	2-12	0	0	0	1.23	14
APR 17, 2026	CAL	1.0	2	2	2	0	0	0	0	1	1	1	0	0	0	5-8	0	0	0	3.24	18
APR 26, 2026	CLEMSON	0.2	0	0	0	2	0	0	0	0	0	0	0	0	0	7-5	0	0	0	3.00	16
APR 30, 2026	WAKE FOREST	1.0	1	0	0	1	0	0	0	0	0	0	0	0	0	8-9	0	0	0	2.70	17
MAY 08, 2026	MIAMI	1.0	1	2	2	1	2	0	1	0	1	0	0	0	0	16-9	0	0	0	4.09	20
MAY 12, 2026	BELLARMINE	* 1.0	3	3	3	1	1	1	0	0	0	0	0	0	0	14-7	0	0	0	6.00	20

CAREER STATS

	YEAR	ERA	W	L	APP	GS	CG	SHO	CBO	SV	IP	H	R	ER	BB	SO	2B	3B	HR	BF	B/AVG	WP	HBP	BK	SFA	SHA
O	2026	6.00	0	0	14	1	0	0	0	0	12.0	10	8	8	11	10	3	1	1	55	.227	4	0	0	0	0
A	2026	6.35	0	0	7	0	0	0	0	0	5.2	5	4	4	6	5	1	1	1	28	.227	2	0	0	0	0
C																										

11 TY STARKE

JR | LHP | 6-6 | 170 | L / L | Finance
Louisville, Ky. | Saint Xavier High School



NOTES

Earned the victory with a scoreless 1.1 innings against Xavier on Feb. 17 ... Recorded four outs without allowing a run against Michigan on Feb. 21 ... Pitched a scoreless inning against Marshall on March 10 ... Threw a scoreless inning at North Carolina on March 22 ... Worked a career-long 2.2 innings, allowing just one baserunner against Stanford on April 12 ... Pitched a career-best 3.0 innings out of the bullpen, not surrendering a run and picking up his first collegiate save ... Worked a pair of scoreless outings in the series at Wake Forest ... Struck out two in a scoreless appearance at Miami on May 9 ... Recorded the final five outs in the win over Virginia on May 15.

In 2025 ... Made 23 appearances out of the bullpen ... Finished 1-0 with an 8.35 ERA ... Struck out 21 in 18.1 innings ... Earned his first win of the season against Cal on March 30, picking up four outs in the middle innings.

In 2024 ... Made 16 relief appearances in his first season ... Finished with a 1-0 record and 3.72 ERA ... Struck out 17 in 19.1 innings ... Made his collegiate debut with a scoreless inning against Xavier on Feb. 21 ... Picked up his first collegiate win against Youngstown State on March 3 ... Threw two scoreless innings with three strikeouts against Kentucky on April 16.

Lettered three years in baseball at Saint Xavier High School ... Helped St. X to a state championship in 2022 ... As a senior, went 4-1 with a 1.93 ERA and 45 strikeouts in 36.1 innings ... Pitched a seven inning complete game with 12 strikeouts and just one unearned run allowed in regional semifinal win over Trinity at Jim Patterson Stadium ... Earned All-Tournament honors at the National High School Invitational in Cary, N.C. after tossing a two-hit shutout against Doral Academy ... Was a perfect 7-0 as a junior with a 1.24 ERA and 67 strikeouts in 45.1 innings ... Ranked as the No. 1 player in Kentucky by Perfect Game.

SEASON/CAREER BESTS

LONGEST START (IP)

Season -
Career -

SHORTEST START (IP)

Season -
Career -

LONGEST RELIEF OUTING

Season 3.0 at Cal [4/19/26]
Career same

STRIKEOUTS

Season 2 [3x], last vs. Virginia [5/15/26]
Career 3 [4x], last vs. EKU [4/29/25]

WALKS

Season 2 at Miami [5/7/26]
Career 2 [8x], last at Miami [5/7/26]

HITS

Season 3 [2x], last at Cal [4/19/26]
Career 4 vs. Miami [5/7/25]

RUNS

Season 3 at Miami [5/7/26]
Career 3 [5x], last at Miami [5/7/26]

EARNED RUNS

Season 3 at Miami [5/7/26]
Career 3 [3x], last at Miami [5/7/26]

WILD PITCHES

Season 1 [2x], last at Miami [5/9/26]
Career 1 [1x], last at Miami [5/7/26]

HIT BY PITCHES

Season 2 [2x], last at Miami [5/9/26]
Career 2 [5x], last at Miami [5/9/26]

SCORELESS STREAK

Season 9.0 [3/22-4/24/26]
Career same

PITCH COUNT

Season 42 at Cal [4/19/26]
Career same

GAME-BY-GAME STATS

DATE	OPPONENT	GS	IP	H	R	ER	BB	SO	2B	3B	HR	WP	BK	HBP	IBB	SCORE	W	L	SV	ERA	PC
FEB 17, 2026	XAVIER	1.1	0	0	0	0	1	0	0	0	0	0	0	1	0	23-11	1	0	0	0.00	21
FEB 21, 2026	MICHIGAN	1.1	1	0	0	0	1	0	0	0	0	0	0	0	0	5-8	1	0	0	0.00	15
FEB 25, 2026	EASTERN KENTUCKY	1.0	0	0	0	0	1	0	0	0	0	0	0	0	0	6-5	1	0	0	0.00	8
FEB 28, 2026	CENTRAL MICHIGAN	0.1	2	2	2	0	0	0	0	0	0	0	0	0	0	9-8	1	0	0	4.50	7
MAR 01, 2026	CENTRAL MICHIGAN	0.1	0	0	0	0	0	0	0	0	0	0	0	0	0	7-5	1	0	0	4.15	2
MAR 08, 2026	SETON HALL	0.1	1	0	0	1	1	0	0	0	0	0	0	0	0	6-2	1	0	0	3.86	11
MAR 10, 2026	MARSHALL	1.0	1	0	0	0	1	0	0	0	0	0	0	0	0	16-5	1	0	0	3.18	20
MAR 15, 2026	NOTRE DAME	1.1	3	2	2	0	1	0	0	0	1	0	1	0	0	21-12	1	0	0	5.14	25
MAR 22, 2026	NORTH CAROLINA	1.0	1	0	0	0	0	0	0	0	0	0	0	1	0	6-7	1	0	0	4.50	14
MAR 28, 2026	PITTSBURGH	0.2	0	0	0	1	1	0	0	0	0	0	0	0	0	8-5	1	0	0	4.15	12
MAR 29, 2026	PITTSBURGH	0.2	1	0	0	0	1	0	0	0	0	0	0	0	0	7-13	1	0	0	3.86	9
APR 07, 2026	KENTUCKY	0.1	1	0	0	0	0	0	0	0	0	0	1	0	0	2-4	1	0	0	3.72	5
APR 12, 2026	STANFORD	2.2	0	0	0	1	1	0	0	0	0	0	0	0	0	4-6	1	0	0	2.92	41
APR 19, 2026	CAL	3.0	3	0	0	0	1	0	0	0	0	0	0	0	0	8-5	1	0	1	2.35	42
APR 24, 2026	CLEMSON	1.0	2	2	1	0	2	0	0	0	0	0	2	0	0	13-10	1	0	1	2.76	34
APR 30, 2026	WAKE FOREST	2.0	2	0	0	1	1	0	0	0	0	0	0	0	0	8-9	1	0	1	2.45	30
MAY 02, 2026	WAKE FOREST	1.2	0	0	0	1	0	0	0	0	0	0	0	0	0	5-7	1	0	1	2.25	14
MAY 07, 2026	MIAMI	0.0	1	3	3	2	0	0	0	0	0	0	0	0	0	8-13	1	1	1	3.60	12
MAY 09, 2026	MIAMI	1.1	2	0	0	0	2	0	0	0	1	0	2	0	0	8-10	1	1	1	3.38	20
MAY 15, 2026	VIRGINIA	1.2	0	0	0	1	2	0	0	0	0	0	0	0	0	12-2	1	1	1	3.13	23

CAREER STATS

	YEAR	ERA	W	L	APP	GS	CG	SHO	CBO	SV	IP	H	R	ER	BB	SO	2B	3B	HR	BF	B/AVG	WP	HBP	BK	SFA	SHA
OVERALL	2024	3.72	1	0	16	0	0	0	0	0	19.1	19	11	8	11	17	3	0	1	89	.275	3	5	0	2	2
	2025	8.35	1	0	23	0	0	0	1	0	18.1	18	19	17	14	21	6	0	3	92	.257	6	4	0	0	4
	2026	3.13	1	1	20	0	0	0	0	0	1	23.0	21	9	8	17	0	0	0	101	.250	2	8	0	0	1
	TOTAL	4.90	3	1	59	0	0	0	1	1	60.2	58	39	33	33	55	9	0	4	282	.260	11	17	0	2	7
AT COLLEGE	2024	6.52	0	0	9	0	0	0	0	0	9.2	13	9	7	6	7	2	0	1	48	.342	1	2	0	1	1
	2025	4.22	1	0	12	0	0	0	0	0	10.2	8	7	5	7	11	5	0	0	49	.211	5	1	0	0	3
	2026	3.18	0	1	12	0	0	0	0	1	17.0	15	7	6	6	13	0	0	0	75	.238	2	6	0	0	0
	TOTAL	4.34	1	1	33	0	0	0	0	1	37.1	36	23	18	19	31	7	0	1	172	.259	8	9	0	1	4

36 TANNER THOMAS

FR | RHP | 6-0 | 195 | R / R | Management
Arcola, Ill. | Arcola High School



NOTES

Made his collegiate debut on March 6 against Seton Hall, tossing a perfect inning out of the bullpen ... Recorded the final five outs of the win over Bellarmine on May 12.

Played baseball at Spring Lake High School before transferring to P27 Academy in South Carolina for his senior season ... Earned All-State honors as a junior at Spring Lake after posting a 9-2 record with a 1.48 ERA ... Struck out 106 in 84.2 innings to help SLHS to the state finals ... Ranked as the No. 12 player and No. 6 right-handed pitcher in Michigan by Perfect Game.

SEASON/CAREER BESTS

LONGEST START (IP)

Season -
Career -

SHORTEST START (IP)

Season -
Career -

LONGEST RELIEF OUTING

Season 1.2 vs. Bellarmine (5/12/26)
Career same

STRIKEOUTS

Season 1 (3x), last vs. Bellarmine (5/12/26)
Career same

WALKS

Season 3 vs. Virginia (5/14/26)
Career same

HITS

Season 1 (3x), last vs. Bellarmine (5/12/26)
Career same

RUNS

Season 1 (3x), last vs. Virginia (5/14/26)
Career same

EARNED RUNS

Season 1 (2x), last vs. Indiana (4/28/26)
Career same

WILD PITCHES

Season 1 vs. Notre Dame (3/13/26)
Career same

HIT BY PITCHES

Season -
Career -

SCORELESS STREAK

Season -
Career -

PITCH COUNT

Season 27 vs. Virginia (5/14/26)
Career same

GAME-BY-GAME STATS

DATE	OPPONENT	GS	IP	H	R	ER	BB	SO	2B	3B	HR	WP	BK	HBP	IBB	SCORE	W	L	SV	FRA	PC
MAR 06, 2026	SETON HALL	1.0	0	0	0	0	0	0	0	0	0	0	0	0	0	16-1	0	0	0	0.00	8
MAR 13, 2026	NOTRE DAME	1.0	1	1	1	1	1	1	1	0	0	1	0	0	0	11-14	0	0	0	4.50	18
MAR 29, 2026	PITTSBURGH	0.2	0	0	0	0	0	0	0	0	0	0	0	0	0	7-13	0	0	0	3.38	5
APR 28, 2026	INDIANA	1.0	1	1	1	1	1	0	0	1	0	0	0	0	0	6-10	0	0	0	4.91	18
MAY 12, 2026	BELLARMINE	1.2	1	0	0	0	1	0	0	0	0	0	0	0	0	14-7	0	0	0	3.38	16
MAY 14, 2026	VIRGINIA	0.2	0	1	0	3	0	0	0	0	0	0	0	0	0	3-8	0	0	0	3.00	27

CAREER STATS

YEAR	ERA	W	L	APP	GS	CG	SHO	CBO	SV	IP	H	R	ER	BB	SO	2B	3B	HR	BF	B/AVG	WP	HBP	BK	SFA	SHA
2026	3.00	0	0	6	0	0	0	0	0	6.0	3	3	2	5	3	1	0	1	25	.150	1	0	0	0	0
2026	3.86	0	0	3	0	0	0	0	0	2.1	1	2	1	4	1	1	0	0	13	.111	1	0	0	0	0

44 KIAN VORSTER

SO | RHP | 5-11 | 200 | R / R | Sport Administration
Louisville, Ky. | South Oldham High School



NOTES

Threw a scoreless inning out of the bullpen against Central Michigan on Feb. 27 ... Struck out two of three batters he faced in a perfect inning against Seton Hall on March 7 ... Earned his first collegiate victory against Notre Dame on March 15 ... Made his first career start at Western Kentucky on March 24 ... Threw a scoreless inning against Virginia on May 14.

In 2025 ... Made three relief appearances as a freshman ... Held a 27.00 ERA in 1.1 innings ... Made his collegiate debut with a scoreless outing out of the bullpen against UIC on March 7.

Three-year letterwinner in baseball at South Oldham High School ... Ranked as the No. 11 player in Kentucky by PrepBaseballReport.

SEASON/CAREER BESTS

LONGEST START (IP)

Season 0.2 at Western Kentucky (3/24/26)
Career same

SHORTEST START (IP)

Season 0.1 at Eastern Kentucky (3/31/26)
Career same

LONGEST RELIEF OUTING

Season 1.0 (4x), last vs. Virginia (5/14/26)
Career same

STRIKEOUTS

Season 2 (2x), last vs. Virginia (5/14/26)
Career same

WALKS

Season 3 (2x), last at Eastern Kentucky (3/31/26)
Career same

HITS

Season 5 at Western Kentucky (3/24/26)
Career same

RUNS

Season 4 (2x), last at Eastern Kentucky (3/31/26)
Career same

EARNED RUNS

Season 4 at Eastern Kentucky (3/31/26)
Career same

WILD PITCHES

Season 1 vs. Michigan State (2/15/26)
Career 2 (2x), last vs. Oakland (3/12/25)

HIT BY PITCHES

Season 1 vs. Virginia (5/14/26)
Career 1 (3x), last vs. Virginia (5/14/26)

SCORELESS STREAK

Season 3.0 (2/27-3/15/26)
Career same

PITCH COUNT

Season 34 at Western Kentucky (3/24/26)
Career same

GAME-BY-GAME STATS

DATE	OPPONENT	GS	IP	H	R	ER	BB	SO	2B	3B	HR	WP	BK	HBP	IBB	SCORE	W	L	SV	FRA	PC
FEB 15, 2025	MICHIGAN STATE		0.1	1	1	1	2	0	0	0	0	1	0	0	0	9-1	0	0	0	27.00	19
FEB 27, 2025	CENTRAL MICHIGAN		1.0	0	0	0	1	1	0	0	0	0	0	0	0	16-2	0	0	0	6.75	13
MAR 07, 2025	SETON HALL		1.0	0	0	0	0	2	0	0	0	0	0	0	0	13-3	0	0	0	3.86	12
MAR 15, 2025	NOTRE DAME		1.0	0	1	1	2	0	0	0	0	0	0	0	0	21-12	1	0	0	5.40	20
MAR 24, 2025	WESTERN KENTUCKY	*	0.2	5	4	3	3	0	2	0	0	0	0	0	0	5-10	1	0	0	11.25	34
MAR 31, 2025	EASTERN KENTUCKY	*	0.1	2	4	4	3	0	0	0	1	0	0	0	0	17-7	1	0	0	18.69	31
APR 28, 2025	INDIANA		0.1	0	0	0	1	1	0	0	0	0	0	0	0	6-10	1	0	0	17.36	9
MAY 14, 2025	VIRGINIA		1.0	1	0	0	0	2	0	0	0	0	0	1	0	3-8	1	0	0	14.29	22

CAREER STATS

	YEAR	ERA	W	L	APP	GS	CG	SHO	CBO	SV	IP	H	R	ER	BB	SO	2B	3B	HR	BF	B/AVG	WP	HBP	BK	SFA	SHA
O V E R	2025	27.00	0	0	3	0	0	0	0	0	1.1	4	4	4	3	0	1	0	1	13	.500	4	2	0	0	0
	2026	14.29	1	0	8	2	0	0	0	0	5.2	9	10	9	12	6	2	0	1	37	.375	1	1	0	0	0
	TOTAL	16.71	1	0	11	2	0	0	0	0	0	7.0	13	14	13	15	6	3	0	2	50	.406	5	3	0	0
A C C	YEAR	ERA	W	L	APP	GS	CG	SHO	CBO	SV	IP	H	R	ER	BB	SO	2B	3B	HR	BF	B/AVG	WP	HBP	BK	SFA	SHA
	2026	4.50	1	0	2	0	0	0	0	0	2.0	1	1	1	2	2	0	0	0	9	.167	0	1	0	0	0