LOUISVILLE

2026-27 MEN'S BASKETBALL GAME NOTES

PRIMARY MEDIA CONTACT: Dana Brown, Director • dana@gocards.com • (317) 752-6161
SECONDARY MEDIA CONTACT: Sam Gercak, Assistant Director • gercak@gocards.com • (317) 294-0145

#25/23 LOUISVILLE (6-1, 0-0 ACC) VS. CREIGHTON (7-1, 0-0 BIG EAST)

Saturday, November 28 | 10:30 p.m. ET
Las Vegas, Nev. | Michelob ULTRA Arena (12,000)

LISTEN Cardinal Sports Network
• Jody Demling (pxp), Bob Valvano (analysis)

WATCH ESPN
• Dan Shulman (pxp), Jay Bilas (analysis), Kris Budden (sideline)

OCTOBER			
21	at Kansas (EXH)	ESPNU	W, 89-83
28	Mercyhurst (EXH)	ACCNX	W, 71-39
NOVEMBER (6-1)			
2	Chattanooga	ACC Network	W, 84-70
7	Morehead State	ACCNX	W, 107-57
15	at (RV) Memphis	ESPN	L, 98-78
19	Stetson	ACC Network	W, 83-69
24	vs. #5 Texas Tech (1)	ESPN	W, 72-64
26	vs. #13 St. John's (1)	ESPN2	W, 93-90
27	vs. #9 Tennessee (1)	ESPN	W, 84-65
28	***vs. Creighton (1)***	***ESPN***	***10:30 p.m.***
DECEMBER (0-0)			
1	Texas (2)	ESPN2	9 p.m.
5	vs. Michigan (3)	Peacock/NBCSN	12 p.m.
12	at Kentucky	ABC	4 p.m.
16	vs. Long Island	ACC Network	9 p.m.
19	vs. Eastern Michigan	The CW	1:30 p.m.
30	at Virginia Tech*	The CW	8 p.m.
JANUARY (0-0)			
2	Stanford*	ACC Network	6 p.m.
5	North Carolina*	ESPN/U	9 p.m.
9	at SMU*	The CW	2:15 p.m.
13	California*	ACC Network	7 p.m.
16	at Syracuse*	ESPN/2/U	2 p.m.
19	Miami*	ESPN/2/U	7 p.m.
23	vs. Baylor (4)	ESPN/2/U	TBD
27	at Boston College*	ACC Network	7 p.m.
30	at Georgia Tech*	ESPN/2	12 p.m.
FEBRUARY (0-0)			
2	Pittsburgh*	ESPN/2	9 p.m.
6	Wake Forest*	ACC Network	3 p.m.
8	at North Carolina*	ESPN	6 p.m.
13	SMU*	ESPN/2	12 p.m.
15	at Virginia*	ESPN	7 p.m.
21	at Florida State*	ESPN/2	4 p.m.
24	Duke*	ESPN	7 p.m.
MARCH (0-0)			
2	at NC State*	ESPN/2/U/ACCN	7 p.m.
6	Clemson*	ESPN/U	12 p.m.

(*) ACC Game
(1) Players Era 16 (Las Vegas, Nev.)
(2) SEC/ACC Challenge (Louisville, Ky.)
(3) Motor City Madness (Detroit, Mich.)

KEY PAGES

Page 3 | Roster/Staff
Page 4 | Ranking Summary
Page 5 | ACC Information
Pgs. 5-8 | Notes
Pgs. 10-11 | Last Time it Happened
Pgs. 12-14 | Pat Kelsey
Pgs. 15-27 | Player Bios
Page 38 | Full Series History
Page 39 | Radio/TV Roster

BEFORE THE WHISTLE

Louisville men's basketball won three games in four days against three AP Top 15 teams to advance to the Players Era 16 Championship game on Saturday evening against Creighton. The game will tip at 10:30 p.m. ET and will be televised on ESPN.

Louisville dominated No. 9/11 Tennessee on Friday evening, 84-64, to earn the Saturday night opportunity. Creighton defeated RV/RV Michigan, TCU and No. 22/20 Gonzaga, in overtime, on its way to the PE 16 Championship contest.

The Cardinals last met the Bluejays in the 2025 NCAA Tournament where Creighton forced Louisville out in the first round of the Big Dance. Creighton leads the all-time series between the two programs 3-1, with all three of its victories on neutral courts. Louisville head coach Pat Kelsey is 0-1 all-time against Creighton.

CARDINAL NOTES

- In its run to the Players Era 16 Championship, the Cardinals defeated three Top 15 teams consecutively for the first time ever in program history; Louisville is one of only five teams ever in DI to win three games over Top 15 opponents within a four-day span
- The three-game run was the first time Louisville has defeated three ranked opponents consecutively since the 2012 NCAA Tournament.
- Louisville defeated No. 9/11 Tennessee by a margin of 20, Louisville's first 20-point win over an AP top 10 opponent since an 85-63 win over No. 6 Duke on March 31, 2013, in the Elite Eight
- Louisville played three ranked teams on its way to the PE16 Championship, the first time since the Cardinals have played three ranked opponents in a row since playing No. 9 North Carolina, No. 11 Virginia Tech, No. 22 Florida State and No. 2 Duke between Feb. 2 and Feb. 12, 2019
- UofL has a 70-93 record against Top 25 teams over the last 15 years. Pat Kelsey is 8-12 in his time at Louisville against ranked competition. **See Ranked Competition on Page 6.**
- Louisville and Pat Kelsey have significant NCAA history with this Creighton crew: the Bluejays sent Kelsey and the Cards out of in the first round of the 2025 NCAA Tournament and the current leading scorer for the Bluejays, Wes Enis, was the leading scorer for South Florida's team that Kelsey and the Cards defeated in the first round of the 2026 Tournament; Louisville held him to just four points on 2 of 15 shooting
- Junior guard ***Adrian Wooley*** hit 1,000 career points on Wednesday night after nailing the buzzer-beater 3-pointer against St. John's.
- A trio of Cardinals have been named to the Naismith Starting 5 Preseason Watch Lists: ***Jackson Shelstad*** to the Bob Cousy Point Guard of the Year Award, ***Seth Trimble*** to the Jerry West Shooting Guard of the Year Award and ***Flory Bidunga*** to the Kareem Abdul-Jabbar Center of the Year Award.
- Junior forward ***Flory Bidunga*** was one of 20 players named to the NABC Player of the Year Watch List.
- Louisville has seven guaranteed opponents on its schedule in the current AP Poll with four others receiving votes. **See Not Ducking the Smoke on Page 6.**

INSIDE THE MATCHUP

LOUISVILLE CARDINALS

2026-27 Record	6-1 (0-0 ACC)
Ranking	25/23
NCAA NET	N/A
Last Game	W, 84-64 vs. No. 9/11 Tennessee
Head Coach	Pat Kelsey
Career Record	318-142 (15th season)
Record at School	57-20 (Third season)
Leading Scorer	Seth Trimble (19.0 ppg)
Leading Rebounder	Flory Bidunga (8.9 rpg)
Leading Assists	Seth Trimble (3.8 apg)

CREIGHTON BLUEJAYS

2026-27 Record	7-1 (0-0 Big East)
Ranking	NR/NR
NCAA NET	N/A
Last Game	W, 97-89 OT vs. No. 22/20 Gonzaga
Head Coach	Alan Huss
Career Record	62-16 (Third season)
Record at School	7-1 (First season)
Leading Scorer	Wes Enis (19.4 ppg)
Leading Rebounder	BJ Davis (4.9 rpg)
Leading Assists	Katrelle Harmon (4.8 apg)

MEDIA CONTACT: This information has been prepared to aid you in covering the Cardinals this season. Additional information is available through Dana Brown UofL's primary men's basketball contact (cell: 317-752-6161, email dana@gocards.com) or secondary contact Sam Gercak (cell (317) 294-0145, gercak@gocards.com).

MEDIA CREDENTIALS: To obtain credentials for a UofL home contest, please make the request via the credential link at gocards.com/mbbcredentials. Credentials are held at Media Will Call, located inside the Suite Entrance on the Second Street side of the KFC Yum! Center (front right side of the arena). Passes are limited to WORKING MEDIA ONLY. The media room is located on the event level, the first door to the right after entering the Suite Entrance/Media Entrance. Media seating is either courtside or at tables in designated corner areas of the arena in Section 120/119.

INTERNET ACCESS: Wireless internet access is available throughout the KFC Yum! Center. A password is required for special media access. Wired connections are also available in the media room.

PHOTO: Photographers are limited to working within designated boxes on the baseline at each end of the court. Due to physical limitations on the baselines, some photographers may be assigned to the overflow photo section on the concourse level. Photo work space, equipped with wired internet access, is available within the media work room (one digital photo room).

PARKING: Limited media parking is available in garages within one block of the KFC Yum! Center. Some require a pass to have in hand in advance, others are operated from a list supplied by UofL. Requests should be made well in advance to Dana Brown.

NOTES/STATS: Game notes and statistics will be available online at www.GoCards.com/mbbmedia. Live statistics will be available during the event online on GoCards.com, the CardsMobile app and Louisville.statbroadcast.com. A pdf of the final statistics will be posted postgame on GoCards.com. Broadcast personnel will have access to a computer monitor displaying live game statistics throughout the game.

MEDIA ROOM: The KFC Yum! Center media room will open two hours prior to tipoff and will close two hours after conclusion of the game. Only those who make special arrangements with Dana Brown (dana@gocards.com) in advance will be permitted in the media areas any earlier. If you anticipate needing additional time postgame, you may wish to work from home or another location.

FOOD/REFRESHMENTS: A pregame buffet meal and fountain drinks are planned on game day through our partnership with our concessionaire Sodexo.

POSTGAME: Louisville head coach Pat Kelsey and select Cardinal players will be available to the media postgame as soon as possible following the NCAA-mandated cooling off period. Please coordinate with the visiting SID to confirm their planned postgame protocol. If agreed to by the visiting coach, that coach will come to the interview room at a time which best fits their postgame schedule.

INTERVIEWS: Coach Pat Kelsey (or an assistant coach) and selected players are generally available by news conference prior to each game, schedule permitting. That availability may take place in person, online or in a hybrid format. To request a specific interview with Coach Kelsey or a player, please email Dana Brown (dana@gocards.com).

INTERNET SERVICES: UofL is partnered with Sidearm Sports to host its official athletic site. Located at GoCards.com, the web site contains updated game notes, cumulative statistics, box scores from previous games, weekly video interviews with Coach Pat Kelsey and selected players, and many other resources. Information is also available with UofL's CardsMobile app, available for both iPhone and Android users. The media guide is also available online in both a pdf and interactive format. The Atlantic Coast Conference site is located at www.theacc.com.

FOLLOW THE CARDINALS

Player	Instagram	TikTok	X
Flory Bidunga	flory_bidunga	florybidunga	fbidunga
Gabe Dynes	gabe_dynes	gabe_dynes45	
Obinna Ekezie Jr.	obinnaekeziejr	obinnaekeziejr	obinnaekeziejr
Isaac Ellis	isaacellis	isaacellis2027	theisaacellis
Alvaro Folgueiras	alvarofolgueiras	alvaro.folgueiras	alvarofolgue
Will Hanke	will.hanke	willhanke	will_hanke
Karter Knox	karterrknox	karterrknox	thekarterknox
De'Shayne Montgomery	deshayneee	reskiiful	d35hayne
Jackson Shelstad	jacksonshelstad	jacksonshelstad	jacksonshelstad
Seth Trimble	sethtrim	trimblay	sethtrimble1
LJ Wells	ljwellz	ljwellz	ljwells4
Adrian Wooley	showem.ad	showem.ad	wooleyadrian
Boyuan Zhang	boyuan.zhang6		

FOLLOW LOUISVILLE BASKETBALL

LouisvilleMBB

/GoCards

GoCards.com

2026-27 DIGITAL MEDIA CENTER

Scan the QR Code or visit link below to access guide at GoCards.com

https://GoCards.com/MBBMedia

2026-27 Men's Basketball Roster

NUMERICAL ROSTER

#	Name	Pos.	Ht.	Wt.	Yr.	Exp.	Hometown (Previous School)
1	Karter Knox	G	6-6	220	Jr.	TR	Tampa, Fla. (Arkansas)
3	Jackson Shelstad	G	6-1	185	Sr.	TR	West Linn, Ore. (Oregon)
5	Seth Trimble	G	6-3	200	5th	TR	Menomonee Falls, Wis. (North Carolina)
6	Boyuan Zhang	F	6-9	220	Fr.	HS	Changchun, China (Veritas Academy)
7	Álvaro Folgueiras	F	6-10	230	Sr.	TR	Malaga, Spain (Iowa)
11	De'Shayne Montgomery	G	6-4	200	Sr.	TR	Fort Lauderdale, Fla. (Dayton)
14	Adrian Wooley	G	6-4	205	Jr.	1L	Tuscaloosa, Ala. (Kennesaw State)
15	Obinna Ekezie Jr.	C	7-2	240	Fr.	HS	Lagos, Nigeria (Southeastern Prep)
22	Isaac Ellis	G	6-1	185	Fr.	HS	Hickory, N.C. (Moravian Prep)
33	Will Hanke	G	6-4	210	So.	1L	Louisville, Ky. (Saint Xavier HS)
40	Flory Bidunga	F	6-9	235	Jr.	TR	Kinshasa, Democratic Republic of Congo (Kansas)
45	Gabe Dynes	C	7-5	230	Sr.	TR	Independence, Ky. (USC)
53	LJ Wells	F	6-8	220	5th	TR	Eau Claire, Wis. (NKU)

COACHING AND SUPPORT STAFF

Name	Title	Alma Mater (Year)	Year at UofL
Pat Kelsey	Head Coach	Xavier (1998)	Third Year
John Andrzejek	Associate Head Coach	Columbia (2013)	First Year
Sean Dixon	Associate Head Coach	Presbyterian (2007)	First Year
Ronnie Hamilton	Assistant Coach	Duke (2002)	Third Year
Mike Cassidy	Assistant Coach	ACPE (2018)	Third Year
Jermaine Ukaegbu	Assistant Coach	Winthrop (2019)	Third Year
Mitch Johnson	Assistant Coach	Cincinnati (2021)	Third Year
Tim Austing	Special Assistant to the Head Coach	NKU (1997)	First Year
Eli Foy	Head Strength & Conditioning Coach/Chief of Staff	Arizona (2014)	Third Year
Braden Connor	Director of Operations	Thomas More (2021)	Third Year
Katie Creznic	Associate Athletic Trainer	Messiah (2013)	Third Year
Zech Wu	Creative Director	Pittsburgh (2024)	First Year
Charlie Champagne	Player Development Coach	Christian Brothers (2023)	Third Year
Carlos Dotson	Player Development Coach	Western Carolina (2020)	First Year
Kyle Zunic	Player Development Coach	Winthrop (2021)	Third Year
Stephanie Davis	Executive Assistant	Louisville (2015)	25th year
Braden Carver	Graduate Manager	Louisville (2025)	Second Year
Turner Buttry	Graduate Manager	EKU (2026)	First Year
Turner Payne	Graduate Manager	Texas (2024)	First Year
Steven Verplancken	Graduate Manager	Weber State (2024)	First Year

PLAYER/COACH PRONUNCIATION GUIDE

Name	Pronunciation
Jackson Shelstad	SHELL-stad
Boyuan Zhang	BOY-yun JUNG (rhymes with sung)
Álvaro Folgueiras	AL-vah-roh fohl-GER-ahs
De'Shayne Montgomery	duh-SHANE
Adrian Wooley	WUH-lee
Obinna Ekezie	oh-BEAN-uh eh-KEE-zee
Will Hanke	HANK-ee
Flory Bidunga	FLOOR-ee bih-DUNE-guh
Gabe Dynes	DINES
John Andrzejek	AN-der-shek

PRONUNCIATIONS

Trouble with pronunciations? At GoCards.com/MBBRoster, each player has the pronunciation of their name on their individual bio page. The pronunciations can also be found at in the UofL Men's Basketball Media Portal. For access to the media portal, contact dana@gocards.com or visit GoCards.com/MBBMedia and click on Media Portal.

TEAM RANKING SUMMARY (AS OF 11/27)

	LOUISVILLE			CREIGHTON		
Statistic	National Rank	Conference Rank	Value	National Rank	Conference Rank	Value
Assist/Turnover Ratio	111	12	1.35	64	4	1.51
Assists per game	179	11	14.8	64	6	17.4
Bench points per game	154	9	26.5	86	4	30.0
Blocks per game	191	13	3.3	253	11	2.9
Effective FG pct	129	11	.537	87	3	.551
Fastbreak points	175	13	11.17	132	6	12.43
Field goal percentage	113	12	46.9	153	3	45.9
Field goal percentage defense	237	16	44.2	195	10	43.2
Fouls per game	80	7	16.7	296	11	20.3
Free throw attempts per game	97	6	24.5	192	6	20.9
Free throw percentage	262	18	68.0	161	9	71.2
Free throws made per game	124	12	16.7	196	8	14.9
Rebound margin	15	2	12.7	241	11	0.0
Rebounds (defensive) per game	101	8	26.67	277	9	23.14
Rebounds (offensive) per game	10	1	16.83	116	6	12.71
Rebounds per game	20	3	43.5	226	8	35.86
Scoring defense	230	17	74.7	154	10	71.3
Scoring margin	118	15	11.5	88	6	13.4
Scoring offense	53	7	86.2	68	2	84.7
Steals per game	335	18	5.2	25	3	10.4
Three point attempts per game	33	1	30.0	26	2	30.9
Three point percentage	302	15	29.4	57	1	37.5
Three point percentage defense	213	11	32.9	193	9	32.5
Three pointers per game	135	9	8.8	16	2	11.6
Turnover margin	288	18	-1.7	11	1	7.1
Turnovers forced per game	355	18	9.33	8	1	18.71
Turnovers per game	79	8	11.0	117	6	11.6
Winning percentage	63	9	83.3	29	1	85.7

AROUND THE ACC

CARDS IN 2026-27 ACC STATISTICS (as of 11/21)

CATEGORY	TEAM	PLAYERS (TOP IN ACC)
Scoring Offense	t-6th, 88.0	N/A
Scoring Defense	15th, 73.5	--
Scoring Margin	10th, +14.5	--
Free Throw %	18th, .606	N/A
Field Goal %	10th, .476	Bidunga, 1st, .647
FG% Defense	14th, .436	--
3-Point FG%	16th, .277	Shelstad, 14th, .286
3-Point FG Made	9th, 9.0	Shelstad, 14th, 2.5
3-Pt. FG% Def.	16th, .370	--
Reb. Offense	2nd, 46.25	Bidunga, 2nd, 9.25
Reb. Defense	5th, 31.25	--
Reb. Margin	2nd, +15.0	--
Offensive Rebs.	1st, 18.0	Wooley, 3rd, 4.0
Defensive Rebs.	6th, 28.25	Bidunga, 3rd, 5.75
Blocked Shots	6th, 4.25	Bidunga, t-7th, 1.5
Assists	9th, 1.0	N/A
Steals	15th, 6.75	N/A
TO Margin	6th, +0.25	--
A/TO Ratio	9th, 1.56	Wooley, 13th, 2.75
Minutes Played	--	Shelstad, 9th, 31.93

2026-27 PRESEASON ACC MEDIA POLL

1. Duke (45), 861
2. Virginia (1), 778
3. Louisville (1), 758
4. Miami (1), 753
5. North Carolina, 658
6. Clemson, 623
7. Florida State, 519
8. NC State, 502
9. Virginia Tech, 489
10. SMU, 443
11. Syracuse, 353
12. Pitt, 323
13. Stanford, 267
14. Wake Forest, 234
15. California, 225
16. Notre Dame, 153
17. Boston College, 150
18. Georgia Tech, 119

First place votes in parentheses, 48 voters

2026-27 PRESEASON ACC AWARDS

Preseason Player of the Year
Thijs De Ridder, Virginia

Preseason Rookie of the Year
Joaquim Boumjte Boumjte, Duke

Preseason All-ACC

First Team
Thijs De Ridder, Virginia, 48
Flory Bidunga, Louisville, 47
John Blackwell, Duke, 44
Shelton Henderson, Miami, 44
Patrick Ngongba II, Duke, 42

Second Team
Malik Reneau, Miami, 30
Jackson Shelstad, Louisville, 24
Chance Mallory, Virginia, 23
Amani Hansberry, Virginia Tech, 21
Joaquim Boumjte Boumjte, Duke, 21

NOTES ON THE PROGRAM

TRADITION OF WINNING

Louisville has an all-time record of 1,841-1,031 in 113 seasons of intercollegiate basketball. The Cardinals rank among the top-15 all-time in winning percentage (does not include 123-3 record vacated by NCAA). The Cardinals played their first official men's basketball game on Jan. 28, 1912 when they lost 35-3 to Louisville YMCA, but did not field teams in 1916-17, 1922-23 or 1942-43. The Cardinals have produced winning seasons in 74 of the last 80 years, including winning 20 or more games in 19 of the last 23 seasons and 30 or more in three of the last 14 years in on-court results.

TOURNAMENT SUCCESS

UofL is tied for eighth nationally with eight Final Four appearances. No other school went to the Final Four four times during the 1980s, and Louisville won two NCAA titles in that decade, winning the national championship in 1980 and 1986. Louisville's 41 NCAA Tournament appearances are tied for sixth best all-time, and its 105 NCAA Tournament games ranks 10th for most played in the event (62-43 record) (does not include four NCAA appearances, a 15-3 record, two Final Fours and the 2013 national championship vacated by the NCAA). The Cards have reached the Sweet 16 on 17 occasions and have advanced to the Elite Eight 11 times.

Most All-Time Final Four Appearances

Team	Final Four Appearances
North Carolina	21
Duke	18
UCLA	18
Kentucky	17
Kansas	16
Ohio State	10
Michigan State	10
Louisville	***8***
Indiana	8

PRO CARDS

The Cardinals have had 79 players drafted by the NBA, including 26 first-round selections. Mikel Brown Jr. was drafted to the Brooklyn Nets sixth overall in the 2026 NBA Draft. He is Louisville's highest draft pick since 1994 and the Cardinals' first first-round pick since Donovan Mitchell in 2017. Ryan Conwell was drafted 37th overall by the Oklahoma City Thunder before his draft rights were traded to the Miami Heat. It was the first time since 2015 Louisville has had two players picked in the same draft. Two former Cardinals were active on NBA rosters during the 2025-26 season: Mitchell (Cleveland Cavaliers) and Chucky Hepburn (Toronto Raptors). Mitchell is a seven-time NBA All-Star, won the 2018 Verizon Slam Dunk Contest and was runner-up for the 2018 Rookie of the Year. Twenty-one UofL players have reached the NBA in the last 13 years.

More info on Cardinals in the NBA Draft: https://uofl.me/3geNA8o

Louisville Players on NBA/G League Roster Currently

Player	2026-27 Team	Years in League
Donovan Mitchell	Cleveland Cavaliers	10
Malik Williams	Austin Spurs	4
Chucky Hepburn	Raptors 905	2
Mikel Brown Jr.	Brooklyn Nets	1
Ryan Conwell	Miami Heat	1
J'Vonne Hadley	Sioux Falls Skyforce	1
Aly Khalifa	Wisconsin Herd	1
Isaac McKneely	College Park Skyhawks	1
Kasean Pryor	Osceola Magic	1

CROWD SUPPORT
Louisville has ranked among the top seven nationally in average home attendance in 40 of the last 45 years. UofL has played 16 seasons in its spectacular home, the 22,090 seat KFC Yum! Center in downtown Louisville. The Cardinals have a 222-65 record in 16 seasons in the KFC Yum! Center (.774). Louisville attracted approximately 4.8 million fans in its first 16 years in the Yum! Center, including a total attendance of 298,846 in 18 games in 2019-20 (last year pre-COVID). Louisville's attendance against Kentucky on Nov. 11, 2025 of 22,586 was the largest crowd in the building since the Cardinals hosted Notre Dame on March 4, 2017 when there were 22,612 in attendance. The Nov. 11 game was the first sellout since 22,114 fans were at the game against South Florida on February 29, 2019.

CHAMPIONSHIP GUESTS
The eventual national champion has played in Louisville's home arena, the KFC Yum! Center, in seven of the arena's 16 seasons in existence. Louisville faced eventual champions Connecticut (2011, 2014), Duke (2015) and Virginia (2019) in home games, Kentucky (2012) won a pair of games in the 2012 NCAA second and third rounds in the KFC Yum! Center, 2016 champion Villanova won the NCAA South Regional in Louisville, and UofL won the 2013 title itself (later vacated).

NATIONAL SPOTLIGHT
The Cardinals are one of the most televised teams in college basketball. UofL games will be televised on national networks during the 2026-27 regular season on double-digit occasions. Every possible UofL game over the past 43 years has been televised on either a live or delayed basis.

AMERICA'S TOP BASKETBALL MARKET
Louisville is consistently the highest-rated television market for college basketball. Louisville has been the top market for 25 years since organizations began tracking the data. Louisville's 4.2 rating during the 2018-19 season was well above the next closest market (Knoxville with a 2.9 rating). Louisville has historically been the top television market for the NCAA Tournament as well. At the beginning of the 2026-27 season, Louisville placed second in the country on Nielsen's Local College Basketball 'Fandom Index', compiling "apparel purchases, event attendance, streaming, social media following, TV viewership, radio listening and overall interest level".

AT HOME IN THE TOP 25
The Cardinals have been ranked on 685 occasions in the AP poll, sixth most all-time. Louisville has been among the top 10 on 307 occasions, including 14 times in the 2019-20 season. The Cards entered the Top 10 for the first time in five years on March 17, 2025, the final AP ranking before the beginning of the NCAA Tournament. Louisville's No. 1 ranking in the Dec. 2 and 9, 2019, Associated Press polls were just the third and fourth times UofL has ever been ranked as the No.1 team in the nation in the AP poll. The other two were March 16, 2009 in the final AP poll of the season; and Jan. 14, 2013. UofL has been ranked as the No.1 team in the nation in the coaches poll on five occasions, including twice in 2019-20. The other three were in the 1986-87 preseason UPI coaches poll; in the ESPN/USA Today poll on March 15, 2009; and in the final USA Today coaches poll of 2012-13 on April 8, 2013.

All-Time Finishes in the AP Final Poll Top 15

Team	Top-15 Finishes
Kentucky	49
North Carolina	47
Duke	47
Kansas	40
UCLA	35
Arizona	26
Louisville	***25***
Cincinnati	20
Michigan	20
Michigan State	20

RANKED COMPETITION
UofL has a 70-93 record against Top 25 teams over the last 15 years. The Cardinals most recently defeated No. 5 Texas Tech on November 25, 2026, No. 13 St. John's on November 26 and No. 9 Tennessee on November 27. The three consecutive wins was the first time in program history that Louisville has defeated three Top 15 opponents back-to-back-to-back. The win over Texas Tech was Louisville's first win over an AP Top 5 opponent since defeating No. 3 Duke in Durham on Jan. 18, 2020. The 20-point win over Tennessee was the first time Louisville has defeated an AP Top 10 oopponent by at least 20 points since an 85-63 win over No. 6 Duke on March 31, 2013, in the Elite Eight. Louisville has won 53 of its last 134 games against AP ranked opponents. The Cards have been victorious 11 of the last 34 times they have faced an AP top-five foe. UofL has won 27 of its last 70 games when facing Top 10 teams.

NON-CONFERENCE DOMINANCE
UofL has a 275-87 record (.760) against non-conference opponents over the last 26 seasons (includes postseason), including a 199-27 record in home regular season non-conference games. The Cardinals are 123-18 at home in regular season non-conference games over the last 16 seasons.

NOT DUCKING THE SMOKE
Louisville has seven guaranteed opponents on its schedule in the current AP Poll with four others receiving votes. The Cardinals will face off against No. 2 Virginia, No. 7 Texas, No. 16 Duke and No. 17 Miami. Baylor, Pittsburgh, Michigan and Notre Dame are all receiving votes. Louisville already played No. 5 Texas Tech, No. 9 Tennessee and No. 13 St. John's. The Cards also played No. 17 Kansas in an exhibition game on Oct. 21 and played Memphis on Nov. 15 when it was receiving votes.

THE 1K CLUB
Louisville is tied for second nationally, behind North Carolina, with 69 all-time 1,000 point scorers. Jordan Nwora (1,294 points in three seasons) was the latest Cardinal to reach that milestone in 2019-20.

Programs with Most 1,000-Point Career Scorers

Team	1,000-Point Scorers
North Carolina	81
Louisville	***69***
Duke	69
Villanova	67
Notre Dame	67
Kansas	66
Syracuse	65

NEW YEAR, NEW TEAM
UofL returns just 10.3% of its scoring from the 2025-26 season. Louisville is one of 29 programs in Division I returning 11% or less of its scoring from the previous season.

NOTES ON THE GAMES

RANKED REAPERS
Louisville defeated No. 5 Texas Tech on Nov. 24 and No. 13 St. John's on Nov. 26. The victories marked the first time the Cardinals have won back-to-back games against ranked opponents since Louisville defeated No. 18 SMU on March 5 and No. 19 UConn on March 8 in 2014. The Cardinals added another win on Nov. 27 against No. 9 Tennessee, marking the first time Louisville has won three consecutive games against ranked opponents for the first time since the 2012 NCAA Tournament. It was the first time in program history that Louisville has won three consecutive games against AP Top 15 opponents. Louisville is one of only five teams ever in DI to win three games over Top 15 opponents within a four-day span.

FEARLESS IN THE FIRST
Louisville's 57 points in the first half against St. John's on Nov. 26 was the most allowed in a half by St. John's under Rick Pitino, and the largest against any St. John's team since Maryland scored 58 on the Red Storm on Nov. 16, 2006. The 18-point lead by the Cardinals was also the largest halftime deficit for the Red Storm under Pitino's tenure.

BENCH PRODUCTION
On November 26, ***Seth Trimble*** came off the bench for the Cardinals and scored 33 points against St. John's, the most points by a Cardinal off the bench since 1965.

33 - Seth Trimble vs. St. John's 11/26/2026
30 - Russ Smith vs. Kentucky 12/31/2011
28 - James Brewer vs. Louisiana-Lafayette 2/20/1991
28 - Sydney Curry vs. Wake Forest 2/26/2022
27 - Taquan Dean vs. Charlotte 3/3/2005
27 - Ty-Laur Johnson vs. Florida State 2/3/2024
27 - Reyne Smith vs. Florida State 12/21/2024

TRIPLE THE DOUBLE-DOUBLE TROUBLE
Against Stetson on Nov. 19, Louisville had three players with double-doubles: ***Flory Bidunga*** (25 points , 12 rebounds), ***Adrian Wooley*** (19 points, 10 rebounds) and ***Karter Knox*** (14 points, 10 rebounds). It was the first time Louisville had three players with double-doubles in the same game since 2013, and the first time it's happened in a regulation game since 1986. According to StatHead as of Nov. 20, Louisville is one of two schools in the 2026-27 season that has had three players achieve double-doubles in the same game. LSU performed the same feat on Nov. 6 against Texas Southern.

COUNT 'EM UP
Louisville scored 107 points against Morehead State on Nov. 7. It was the 123rd occasion in program history that the Cardinals have scored 100 points or more in a game; it was the eighth instance under head coach Pat Kelsey.

CRASHING THE GLASS
Louisville's rebounding margin of +36 against Morehead State on Nov. 7 was the third-largest in program history.

+38 vs. NJIT - Nov. 26, 2025
+37 vs. Bellarmine - Dec. 15, 1966
+36 vs. Morehead State - Nov. 7, 2026
+35 vs. Grand Canyon - Dec. 5, 2015
+34 vs. Jacksonville State - Nov. 17, 2014
+34 vs. Tampa - Dec. 13, 1966

CAN'T BE TAMED
Against Morehead State on Nov. 7, Louisville scored 33 unanswered points in the second half, holding Morehead State without a point between 17:49 and 6:48 on the clock. It was the fourth-longest scoring run in Division I men's basketball history in a DI vs. DI game.

NOTES ON THE CARDINALS

ACC ALL-STARS
The Cardinals landed two players on the Preseason All-ACC Teams. Reigning Big 12 Defensive Player of the Year ***Flory Bidunga*** earned a First Team nod while guard ***Jackson Shelstad*** was picked to the second team. Louisville was picked third overall in the league by voting media members. Both Bidunga and Shelstad were named to the Naismith Trophy Player of the Year Watch List on Nov. 2, two of 50 players on the list.

POURING IT IN
UofL now has six Cardinals on its roster that have scored 1,000 points or more in their career: ***Jackson Shelstad*** (1,157), ***Seth Trimble*** (1,085), ***LJ Wells*** (1,066), ***Álvaro Folgueiras*** (1,033), ***De'Shayne Montgomery*** (1,014) and ***Adrian Wooley*** (1,011). ***Flory Bidunga*** (755) is the next closest Cardinal headed towards the milestone.

CARDINALS ON THE DANCE FLOOR
Of the 10 players who were on an NCAA DI roster in 2025-26, six of them were on teams that played in the 2026 NCAA Tournament. The roster has made 15 cumulative NCAA Division I Tournament appearances at their current/previous schools, playing in 30 NCAA Tournament games across their careers for a record of 15-15.

PORTAL WARRIORS
According to 247Sports, Louisville had the No. 2 transfer class in the country after major roster additions of No. 1 ***Flory Bidunga,*** No. 18 ***Jackson Shelstad*** and No. 24 ***Seth Trimble***. The Cardinals had the No. 10 transfer portal class according to On3; Bidunga was No. 1, Shelstad was No. 17 and ***Álvaro Folgueiras*** was No. 52.

FROM ALL OVER
Louisville has players hailing from six different states: Kentucky (2), Florida (2), Wisconsin (2), Oregon (1), Alabama (1) and North Carolina (1). The Cardinals have five countries represented on the roster this season including the United States, the Democratic Republic of Congo, China, Nigeria and Spain. Louisville is one of 29 programs in Division I with five or more countries represented on their roster.

HEAD IN THE CLOUDS
For the first time in program history, Louisville has two players on the same roster that stand above 7-feet tall. Senior ***Gabe Dynes*** stands at 7-5, becoming the tallest player to ever be rostered by the Cardinals, while freshman ***Obinna Ekezie Jr.*** stands at 7-2. Louisville is one of just five teams in Division I with multiple players of 7-1 or taller. Other 7-footers to play at Louisville include: Aly Khalifa, 7-0 (2024-26); Dennis Evans, 7-1 (2023-24); Anas Mahmoud, 7-0 (2014-18); Matz Stockman, 7-0 (2014-17); Jonathan Huffman, 7-0 (2005-07) and Felton Spencer 7-0 (1986-90).

FRESHMEN PHENOMS
Louisville went from having zero incoming freshmen to having three seemingly overnight during April and May. Previous Louisville commit ***Isaac Ellis*** reclassified back to the Class of 2026 to join the Cardinals this summer. ***Boyuan Zhang*** signed on to the Cards after a standout senior season at Veritas Academy in California. ***Obinna Ekezie Jr.*** made the decision to reclassify to 2026 and committed to Louisville in the same breath. The trio led Louisville to have the No. 18 freshmen class according to On3 and the No. 21 class according to 247Sports.

IT'S ALL RELATIVE
There are three Cardinals who have relatives who were drafted to the NBA. Junior ***Karter Knox***'s brother Kevin was the ninth pick in the 2018 NBA Draft, selected by the New York Knicks. He went on to play for the Knicks, Atlanta Hawks, Detroit Pistons and Portland Trail Blazers. ***Seth Trimble***'s brother JP Tokoto was picked 58th overall in the 2015 NBA Draft by the Philadelphia 76ers. ***Obinna Ekezie Jr.***'s father Obinna Ekezie Sr. was selected 37th in the 1999 NBA Draft by the Vancouver Grizzlies. He went on to play for the Grizzlies, Washington Wizards, Dallas Mavericks, Los Angeles Clippers and Atlanta Hawks.

ON THE HORIZON
Three current Cardinals began their collegiate careers in the Horizon League. ***LJ Wells*** was a standout student-athlete for Northern Kentucky for four seasons, ***Álvaro Folgueiras*** spent his first two seasons at Robert Morris and ***Gabe Dynes*** played for two years at Youngstown State.

5 FOR 5

Louisville has two players from the Class of 2022 who are seeking a fifth year of eligibility via the legal system. Both ***Seth Trimble*** and ***LJ Wells*** are temporarily and currently eligible as of a court ruling in Jefferson County, Kentucky on Friday, October 16. Louisville is one of 10 Division I programs with multiple Class of 2022, 5 for 5 players on its roster.

NOTES ON THE STAFF

CHAMPIONSHIP CALIBER

Head coach ***Pat Kelsey*** has won 11 total conference championships across his 318-142 career record, including five NCAA Tournament bids. Kelsey has recorded winning seasons in 13 of his 14 seasons as a head coach.

Season	School	Record
2012-13	Winthrop	14-17
2013-14	Winthrop	20-13
2014-15	Winthrop	19-13
2015-16	Winthrop	23-9
2016-17	Winthrop	26-7
2017-18	Winthrop	19-12
2018-19	Winthrop	18-12
2019-20	Winthrop	24-10
2020-21	Winthrop	23-2
2021-22	Charleston	17-15
2022-23	Charleston	31-4
2023-24	Charleston	27-8
2024-25	Louisville	27-8
2025-26	Louisville	24-11
2026-27	Louisville	6-1

BACK TO THEIR ROOTS

Multiple staff members have ties back to the ACC prior to coming to Louisville. Head coach ***Pat Kelsey*** got his collegiate start in the ACC as the Director of Operations then as an assistant coach under Skip Prosser at Wake Forest. Associate head coach ***Sean Dixon*** and ***Carlos Dotson*** were both on staff at Clemson prior to coming to Louisville. Assistant coach ***Ronnie Hamilton*** played football at Duke and Creative Director ***Zech Wu*** graduated from Pittsburgh.

COACH OF THE YEAR

After being named ACC Coach of the Year in 2025, head coach ***Pat Kelsey*** joined an elite group of eight active head coaches who have won the Coach of the Year distinction for three or more DI conferences. Kelsey was named Big South COY in 2021 and CAA COY in 2024 before being hired at Louisville.

Coach - Current School (Conferences Awarded COY in)
Rick Pitino - St. John's (SEC, C-USA, MAAC, Big East)
Kelvin Sampson - Houston (Pac 10, Big Eight, American, Big 12)
Rick Barnes - Tennessee (CAA, Big 12, SEC)
John Calipari - Arkansas (A10, C-USA, SEC)
Mick Cronin - UCLA (Ohio Valley, American, Pac 12)
Chris Holtmann - DePaul (Big South, Big East, Big Ten)
Pat Kelsey - Louisville (Big South, CAA, ACC)
Herb Sendek - Santa Clara (MAC, ACC, Pac 10)

MISCELLANEOUS STATS

	2026-27	UofL Career
10+ POINT GAMES		
Seth Trimble	6	6
Karter Knox	6	6
Adrian Wooley	5	17
Flory Bidunga	5	5
Jackson Shelstad	5	5
Álvaro Folgueiras	4	4
Obinna Ekezie Jr.	1	1
Isaac Ellis	1	1
20+ POINT GAMES		
Seth Trimble	2	2
Flory Bidunga	1	1
Obinna Ekezie Jr.	1	1
Karter Knox	1	1
Adrian Wooley	0	1
30+ POINT GAMES		
Seth Trimble	1	1
40+ POINT GAMES		
10+ REBOUND GAMES		
Karter Knox	2	2
Flory Bidunga	1	1
Adrian Wooley	1	1
Obinna Ekezie Jr.	1	1
10+ ASSIST GAMES		
DOUBLE-DOUBLES		
Adrian Wooley	1	1
Flory Bidunga	1	1
Karter Knox	1	1
Obinna Ekezie Jr.	1	1
TRIPLE-DOUBLES		
GAMES LED UofL IN SCORING		
Seth Trimble	4	4
Flory Bidunga	2	2
Karter Knox	1	1
Jackson Shelstad	1	1
Obinna Ekezie Jr.	1	1
Adrian Wooley	0	1
GAMES LED UofL IN REBOUNDING		
Flory Bidunga	5	5
Karter Knox	1	1
Obinna Ekezie Jr.	1	1
Adrian Wooley	0	3
GAMES LED UofL IN ASSISTS		
	3	3
Seth Trimble	3	3
Adrian Wooley	1	5
Flory Bidunga	1	1
Isaac Ellis	1	1
GAMES LED UofL IN BLOCKED SHOTS		
Flory Bidunga	5	5
Obinna Ekezie Jr.	3	3
LJ Wells	1	1
Seth Trimble	1	1
Jackson Shelstad	1	1
Álvaro Folgueiras	1	1
Adrian Wooley	0	1
GAMES LED UofL IN STEALS		
Adrian Wooley	3	9
Flory Bidunga	3	3
Seth Trimble	2	2
Álvaro Folgueiras	2	2
Jackson Shelstad	1	1
LJ Wells	1	1

LOUISVILLE RECORD BY SITUATION

CATEGORY	2024-25	2025-26	2026-27	UNDER KELSEY
All games	27-8	24-11	6-1	57-20
Conference games	18-2	11-7	0-0	29-9
Non-conference games	7-4	11-2	6-1	24-7
Postseason games	2-2	2-2	0-0	4-4
Home	14-3	15-2	3-0	32-5
Away	9-2	4-7	0-1	13-10
Neutral site	4-3	5-2	3-0	12-5
vs. Top 10 opponents	1-3	1-2	2-0	4-5
vs. Top 11-25 opponents	1-2	2-5	1-0	4-7
vs. Unranked opponents	25-3	21-4	3-1	49-8
Winning the tip	17-5	16-4	4-0	37-9
Losing the tip	10-3	8-7	2-1	20-11
Scoring first	19-5	17-4	2-0	38-9
Opponent scores first	8-3	7-7	4-1	19-11
Leading at halftime	24-3	19-2	6-1	49-6
Trailing at halftime	3-5	3-9	0-0	6-14
Tied at halftime	0-0	2-0	0-0	2-0
Leading with 5:00 to play	27-0	23-0	6-0	56-0
Trailing with 5:00 to play	0-7	1-11	0-1	1-19
Tied with 5:00 to play	0-1	0-0	0-0	0-1
In overtime	1-0	0-0	0-0	1-0
Games decided by ≤3 pts.	4-0	1-1	1-0	6-1
Games decided by 4-10 pts.	6-3	6-7	1-0	13-10
Games decided by 11+ pts.	17-5	17-3	4-1	38-9
Shooting 50% or higher	10-0	12-0	2-0	24-0
Shooting 40-49%	14-3	10-7	3-1	27-11
Shooting less than 40%	3-5	2-4	1-0	6-9
Opp. shooting 50% or higher	4-4	1-5	1-1	6-10
Opp. shooting 40-49%	12-4	11-5	3-0	26-9
Opp. shooting less than 40%	11-0	12-1	2-0	25-1
Make more 3FG than opp.	19-3	18-8	4-0	41-11
Make fewer 3FG than opp.	6-4	5-2	2-1	13-7
3FG made are even	2-1	1-1	0-0	3-2
Attempt more FT than opp.	20-4	19-1	5-0	44-5
Attempt fewer FT than opp.	5-4	5-10	1-1	11-15
FT attempts are even	2-0	0-0	0-0	2-0
More rebounds than opp.	19-4	19-5	6-1	44-10
Fewer rebounds than opp.	7-4	3-6	0-0	10-10
Rebounds are even	1-0	2-0	0-0	3-0
More assists than opp.	22-0	20-3	3-0	45-3
Fewer assists than opp.	4-7	2-7	3-1	9-15
Assists are even	1-1	2-1	0-0	3-2
Commit more TOs than opp.	8-6	8-7	4-1	20-14
Commit fewer TOs than opp.	19-2	13-3	2-0	34-5
Turnovers are even	0-0	3-1	0-0	3-1
Scoring 100+ points	1-0	6-0	1-0	8-0
Scoring 90-99 points	4-0	5-0	1-0	10-0
Scoring 80-89 points	9-1	8-2	3-0	20-3
Scoring 70-79 points	12-2	4-6	1-1	17-9
Scoring 60-69 points	1-4	1-2	0-0	2-6
Scoring fewer than 60 points	0-1	0-1	0-0	0-2
Allowing 100+ points	0-0	0-0	0-0	0-0
Allowing 90-99 points	0-1	0-1	1-1	1-3
Allowing 80-89 points	1-2	4-6	0-0	5-8
Allowing 70-79 points	10-4	10-4	1-0	21-8
Allowing 60-69 points	11-1	4-0	3-0	18-1
Allowing fewer than 60 pts.	5-0	6-0	1-0	12-0
Following a win	22-5	15-9	4-1	41-15
Following a loss	4-3	9-2	2-0	15-5
More bench points than opp.	13-4	15-4	4-0	32-8
Fewer bench pts. than opp.	11-4	9-7	2-1	22-12
Bench points are even	3-0	0-0	0-0	3-0
in November	5-2	7-0	6-1	18-3
in December	3-3	4-2	0-0	7-5
in January	8-0	4-4	0-0	12-4
in February	6-1	5-3	0-0	11-4
in March	5-2	4-2	0-0	9-4
on Monday	1-0	3-2	1-0	5-2
on Tuesday	6-1	3-4	1-0	10-5
on Wednesday	6-0	3-1	0-0	9-1
on Thursday	2-1	2-1	2-0	6-2
on Friday	2-1	1-1	1-0	4-2
on Saturday	9-4	12-2	1-0	22-6
on Sunday	1-1	0-0	0-1	1-2
In white core uniforms	12-4	10-1	5-0	27-5
In black core uniforms	5-1	4-5	0-0	9-6
In red core uniforms	4-2	1-3	0-1	5-6
In specialty uniforms	6-1	9-2	1-0	16-3

LAST TIME IT HAPPENED (TEAM)

A LOUISVILLE TEAM:

Was ranked	**11/24/26**
Associated Press Poll (No. 25) and USA Today Coaches Poll (No. 23)	
Received votes in a national poll	**11/24/26**
Associated Press Poll (No. 25) and USA Today Coaches Poll (No. 23)	
Played a ranked team	**11/27/26**
(W) 84-64 vs. No. 9/11 Tennessee	
Beat a ranked team	**11/27/26**
(W) 84-64 vs. No. 9/11 Tennessee	
Won 5+ straight	**1/31/26 - 2/14/26 (5)**
Won 10+ straight	**2/5/25 - 3/14/25 (11)**
Won 15+ straight	**2/14/13 - 11/23/13 (21)**
Won 20+ straight	**2/14/13 - 11/23/13 (21)**
Lost 5+ straight	**2/13/24 - 3/9/24 (7)**
Scored 100 pts	**11/7/26**
(W) 107-57 vs. Morehead State	
Scored 100 pts on the road	**1/17/26**
(W) 100-59 at Pittsburgh	
Scored 100 pts and lost	**2/9/13**
(L) 104-101 (5OT) at No. 25/RV Notre Dame	
Allowed 100 pts	**2/9/13**
(L) 104-101 (5OT) at No. 25/RV Notre Dame	
Allowed 100 pts at home	**2/11/01**
(L) 106-72 vs. Charlotte	
Allowed 100 pts and won	**3/4/74**
(W) 117-107 vs. Illinois State	
Scored fewer than 50 pts	**11/22/22**
(L) 70-38 vs. #21/20 Texas Tech	
Allowed fewer than 50 pts	**11/26/25**
(W) 104-47 vs. NJIT	
Scored 60 points in a half	**11/7/26**
(W) 107-57 vs. Morehead State	
Allowed 60 points in a half	**12/20/97**
(L) 94-86 vs. Georgia Tech	
Scored fewer than 20 pts in a half	**1/27/24**
(L) 69-52 vs. Virginia (13 points, first half)	
Allowed fewer than 20 pts in a half	**11/24/25**
(W) 87-46 vs. Eastern Michigan (17 points, first half)	
Grabbed 60 or more rebounds	**11/17/14**
(W) 88-39 vs. Jacksonville State	
Allowed 60 or more rebounds	**1/4/94**
(W) 132-87 vs. George Mason	
Back-to-back 20-point wins	**2025**
12/20/25 • (W) 94-54 vs. Montana	
12/30/25 • (W) 90-70 at California	
30-point win	**2/9/26**
(W) 118-77 vs. NC State	
Back-to-back 30-point wins	**2025**
11/24/25 • (W) 87-46 vs. Eastern Michigan	
11/26/25 • (W) 104-47 vs. NJIT	
40-point win	**2/9/26**
(W) 118-77 vs. NC State	
Back-to-back 40-point wins	**2025**
11/24/25 • (W) 87-46 vs. Eastern Michigan	
11/26/25 • (W) 104-47 vs. NJIT	
50-point win	**11/7/26**
(W) 107-57 vs. Morehead State	
60-point win	**11/24/14**
(W) 87-26 vs. Savannah State	
70-point win	**12/2/44**
(W) 99-27 vs. Georgetown College	
30-point loss	**1/26/26**
(L) 83-52 at Duke	
Played in OT game	**11/28/24**
(W) 79-70 (OT) vs. West Virginia	
Played in a 2OT game	**1/16/18**
(W) 82-78 (2OT) at Notre Dame	
Played in a 3OT game	**2/9/13**
(L) 104-101 (5OT) at No. 25/RV Notre Dame	
Played in back-to-back OT games	**2018**
11/23/18 • (L) 77-74 (OT) vs. Marquette	
11/27/18 • (W) 82-78 (OT) vs. No. 9/8 Michigan State	
Had 5 players in double figures	**11/27/26**
(W) 84-64 vs. No. 9/11 Tennessee	
Had 6 players in double figures	**11/27/26**
(W) 84-64 vs. No. 9/11 Tennessee	
Had 7 players in double figures	**11/7/26**
(W) 107-57 vs. Morehead State	
Had 8 players in double figures	**Never**
Has not happened	
Had 2 double-figure rebounders	**11/19/26**
Flory Bidunga (12), Karter Knox (10), Adrian Wooley (10) vs. Stetson	
Had two 20-point scorers	**11/24/26**
Seth Trimble (24) and Karter Knox (24) vs. No. 5/6 Texas Tech	
Had three 20-point scorers	**11/26/23**
(W) 90-84 (OT) vs. New Mexico State	
Had two 25-point scorers	**2/9/26**
Mikel Brown Jr. (45) and Ryan Conwell (31) vs. NC State	
Had two 30-point scorers	**2/9/26**
Mikel Brown Jr. (45) and Ryan Conwell (31) vs. NC State	
Had 15+ 3FGs	**2/9/26**
18-of-30 vs. NC State	
Allowed 15+ 3FGs	**1/24/26**
16-of-30 vs. Virginia Tech	
Held opponent under 35.0% shooting	**11/7/26**
33.3% vs. Morehead State	
Recorded 25+ assists	**1/21/25**
27 at SMU	
Recorded 10+ blocks	**11/24/25**
10 vs. Eastern Michigan	
Recorded 15+ blocks	**12/6/17**
15 vs. Siena	
Committed fewer than 5 TOs	**3/6/21**
3 vs. No. 21/20 Virginia	
Committed 25+ TOs	**1/31/09**
26 vs. West Virginia	
Forced 25+ TOs	**12/5/14**
25 vs. Florida International	
Shot 60% from the field	**3/7/26**
61.1% (33-of-54) at No. 22/23 Miami	
Shot 70% from the field	**2/27/93**
70.0% (35-of-50) vs. No. 16/17 Tulane	
Shot 90% from FT line (min. 10)	**11/27/26**
90.5% (19-of-21) vs. No. 9/11 Tennessee	

LAST TIME IT HAPPENED (INDIVIDUAL)

A LOUISVILLE INDIVIDUAL:

Scored 25 pts	**11/26/26**
Seth Trimble (33) vs. No. 13/13 St. John's	
Scored 30 pts	**11/26/26**
Seth Trimble (33) vs. No. 13/13 St. John's	
Scored 40 pts	**2/9/26**
Mikel Brown Jr. (45) vs. NC State	
Scored 50 pts	**Never**
Record is 45 by Wes Unseld vs. Georgetown College, 12/1/67 & Mikel Brown Jr. vs. NC State, 2/9/26	
Scored 20 pts in a half	**2/9/26**
Mikel Brown Jr. (24) and Ryan Conwell (21), both second half, vs. NC State	
Had 15 rebounds	**12/17/22**
Sydney Curry (19) vs. Florida A&M	
Had 20 rebounds	**12/1/01**
Ellis Myles (23) vs. Tennessee State	
Had 25 rebounds	**1/17/70**
Mike Grosso (26) vs. Stetson	
Had 20 pts and 20 rebs	**2/27/88**
Pervis Ellison (21 pts, 22 rebs) at Virginia Tech	
Had 10 assists	**2/8/25**
Terrence Edwards Jr. (10) vs. Miami	
Had 5 blocks	**11/22/24**
James Scott (5) vs. Winthrop	
Had 5 steals	**2/14/26**
Mikel Brown Jr. (5) vs. Baylor	
Had a double-double	**11/19/26**
Bidunga (25 pts, 12 rebs), Wooley (19 pts, 10 rebs), Knox (14 pts, 10 rebs) vs. Stetson	
Two players had a double-double	**11/19/26**
Bidunga (25 pts, 12 rebs), Wooley (19 pts, 10 rebs), Knox (14 pts, 10 rebs) vs. Stetson	
Had a triple-double	**1/19/08**
Terrence Williams (10 pts, 10 rebs, 10 asts) at Seton Hall	
Had a four-point play	**3/3/26**
Isaac McKneely vs. Syracuse	

AN OPPOSING INDIVIDUAL:

Scored 30 pts	**2/23/26**
Seth Trimble, North Carolina (30)	
Scored 40 pts	**2/17/24**
Blake Hinson, Pitt (41)	
Scored 20 pts in a half	**12/14/24**
Lamont Butler, Kentucky (21 points, 2nd half)	
Had 15 rebounds	**1/23/24**
Kyle Filipowski, Duke (15)	
Had 20 rebounds	**2/1/22**
Armando Bacot, North Carolina (22)	
Had 20 pts and 20 rebs	**11/23/94**
Dwayne Whitfield, Jackson State (24 points, 21 rebounds)	
Had 10 assists	**11/15/26**
Jayden Reid, Memphis (10)	
Had 5 blocks	**1/24/26**
Tobi Lawal, Virginia Tech (5)	
Had 5 steals	**2/7/26**
Sebastian Akins, Wake Forest (5)	
Had a double-double	**11/26/26**
Keyshawn Hall (17 points, 10 rebounds)	

TOP LOUISVILLE EFFORTS SINCE 2002-03

Longest winning streak (single-season): 17 games (2002-03)

Longest winning streak (multiple-season span): 21 games (last 16 G of 2012-13, first 5 G of 2013-14)

Longest conference winning streak: 10, three times -- 2008-09, 2012-13, & 2019-20 seasons

Longest losing streak: 10 games (2022-23)

Longest conference losing streak: 10 games (2022-23)

Most points scored in a game: 118 vs. NC State, 2-9-26 (UL 118, NCS 77)

Fewest points scored in a game: 38 vs. #21/20 Texas Tech, 11-22-22 (TTU 70, UL 38)

Most points allowed in a game: 104 vs. Notre Dame, 2-9-13 (UND 104, UL 101, 5 ot)

Fewest points allowed in a game: 26 vs. Savannah State, 11-24-14 (UL 87, SSU 26)

Fewest points allowed in a conference game: 31 vs. Rutgers, 3-13-14 (UL 92, RU 31)

Largest margin of victory: 64 vs. Morehead St., 12-27-04 (UL 104, MSU 40)

Largest margin of victory in a conference game: 61 vs. Rutgers, 3-13-14 (UL 92, RU 31)

Largest losing margin: 37 at Wisconsin, 12-19-20 (UW 85, UL 48)

Fewest points scored in a win: 45 vs. Cleveland State, 11-26-14 (UL 45, CSU 33)

Most points allowed in a win: 93 vs. UMBC, 11-6-23 (UL 94, UMBC 93)

Most points scored in a loss: 101 vs. Notre Dame, 2-9-13 (UND 104, UL 101, 5 ot)

Fewest points allowed in a loss: 52 vs. Drexel, 12-14-10 (DU 52, UL 46); vs. Syracuse, 2-13-12 (SU 52, UL 51); vs. Virginia, 2-17-15 (UVa 52, UL 47)

Largest deficit overcome to win a game: 20 vs. West Virginia, 3-26-05 (UL 18, WVU 38)

Largest lead given up in a loss: 23 vs. Duke, 2-12-19 (UL 59, DU 36)

Highest shooting percentage: .667 vs. North Carolina Central, 11-17-19 (UL 87, UNCC 58)

Highest shooting percentage in a conference game: .652 vs. Pittsburgh, 1-25-15 (UL 80, Pitt 68)

Lowest shooting percentage: .224 vs. #21/20 Texas Tech, 11-22-22 (TTU 70, UL 38)

Lowest shooting percentage in a conference game: .259 vs. Syracuse, 2-20-19 (Syracuse 69, UL 49)

Highest 3-point percentage: .778 vs. Memphis, 2-4-04 (UL 58, UM 62)

Highest 3-point percentage in a conference game: .778 vs. Memphis, 2-4-04 (UL 58, UM 62)

Lowest 3-point percentage: .000 vs. Pittsburgh, 2-11-15 (UL 69, Pitt 56)

Lowest 3-point percentage in a conference game: .000 vs. Pittsburgh, 2-11-15 (UL 69, Pitt 56)

Most 3-pointers: 22 vs. Hartford, 11-17-07 (UL 104, UH 69)

Free throws made: 42 vs. Nicholls, 11-8-18 (in 55 attempts; UL 85, NSU 72)

Most assists: 34 vs. VMI, 12-23-04 (UL 107, VMI 56)

Most blocked shots: 18 vs. Holy Cross, 12-7-03 (UL 56, HC 40)



PAT KELSEY FILE

PERSONAL
Born: May 15, 1975 (51 years old)
Hometown: Cincinnati, Ohio
Alma Mater: Xavier (1998)
Wife: Lisa
Children: Ruthie, Caroline, Johnny

COACHING CAREER
2024-current: Head Coach, Louisville
2021-24: Head Coach, College of Charleston
2012-21: Head Coach, Winthrop
2009-11: Associate HC, Xavier
2004-09: Assistant Coach, Wake Forest
2001-04: Director of Basketball Ops, Wake Forest
1998-2001: Assistant Coach, Elder (Ohio) HS

HEAD COACH PAT KELSEY

CAREER RECORD: 318-142 (15th season)
RECORD AT LOUISVILLE: 56-20 (Third season)

Pat Kelsey, a proven program builder who's won nearly 70% of his career games, was named the new men's basketball head coach at the University of Louisville on March 28, 2024.

The Cincinnati native Kelsey is the 24th head coach in Louisville's 110-year history, and the 10th in the past 79 years.

Kelsey has been a dominant winner across his 14 seasons as a head coach, including two years at Louisville, three at the College of Charleston and the previous nine at Winthrop. He boasts an impressive 318-142 record (69.1%) across his head coaching career with 11 total conference championships and five NCAA Tournament bids.

The Cardinals finished the 2025-26 season 24-11 in Kelsey's second year at the helm, including his first career victory in the NCAA Tournament. The first-round win over South Florida on March 19 in Buffalo was Louisville's first NCAA Tournament victory since 2017. Louisville finished sixth in the ACC with a record of 11-7 in league action. The Cardinals never lost a game outside of Quad 1 over the course of the year, and eventually fell to 3-seed Michigan State in the Round of 32. Louisville's Ryan Conwell earned Second-Team All-ACC honors while standout freshman Mikel Brown Jr. was picked to the Third Team and All-Rookie Team.

In his first year at the helm in Louisville, Kelsey led the Cardinals to a 27-8 overall record, tying for second in the ACC with an 18-2 conference record. Louisville made its first appearance in an ACC Tournament semifinal and championship game as the Cards finished runner-up to No. 1 Duke in the title game. Kelsey, tabbed as ACC Coach of the Year, led Louisville to an at-large bid in the NCAA Tournament. The Cardinals competed in the Big Dance for the first time since 2019, as an 8-seed, and fell to Creighton in the Round of 64.

Kelsey recruited an entirely new team in 2024-25, returning no scholarship players from the previous season. Chucky Hepburn earned All-ACC First Team honors while also being named the ACC Defensive Player of the Year and an AP Honorable Mention All-American. Terrence Edwards Jr. picked up Third Team All-ACC honors.

The Cardinals were one of the most improved teams in the country both in total wins from the previous season, and in NET ranking from the end of 2023-24 to the end of 2024-25. Kelsey restored Louisville's standing amongst the elite basketball programs in the country, returning the Cardinals to the AP Top 25, ranking as high as No. 10 on the season in the March 17 rankings.

In 2023-24, College of Charleston finished 27-8, claimed the Colonial Athletic Conference regular season and tournament titles, and earned a No. 13 seed in the NCAA Tournament before falling to fourth-seeded Alabama.

The Cougars became the first team in seven years to win back-to-back Colonial titles. Kelsey was named the league's Coach of the Year, in addition to three All-CAA player honors and a Sixth Man of the Year award for Bryce Butler.

College of Charleston ranked in the top 25 nationally in the 2023-24 season in 3-point attempts per game (3rd, 30.6), made 3-pointers per game (8th, 10.5), bench points per game (11th, 30.1), winning percentage (18th, 77.1), rebounds per game (20th, 39.8), assist-to-turnover ratio (22nd, 1.5) and offensive rebounds per game (23rd, 13.1).

During his second season at the helm in Charleston, the Cougars set numerous records with a 31-4 mark and the program's first CAA title since 2008. They won 20 straight games, claimed the 2022 Charleston Classic and spent four weeks in the AP Top 25, peaking at No. 18. Kelsey was named the USBWA and NABC District Coach of the Year, and was on the Naismith Coach of the Year Watch List.

Kelsey arrived in Charleston from Winthrop, where he became the fifth all-time winningest coach in the history of the Big South Conference. He averaged 20.7 wins per game in nine seasons in Rock Hill, S.C., compiling more overall wins and conference wins than any other team in the league.

In his final season at Winthrop, Kelsey guided the Eagles to a 23-2 campaign, a school-record 21-game win streak, a Big South tournament title and a trip to the NCAA Tournament where they fell to Villanova. Kelsey was named 2021 Big South Coach of the Year. Kelsey also led Winthrop to NCAA Tournament berths in 2020 (canceled due to the COVID-19 pandemic) and 2017.

A two-time finalist for the Skip Prosser Man of the Year Award and finalist for the 2021 Jim Phelan Coach of the Year Award, Kelsey compiled a 186-95 (.662) overall record and an impressive 110-46 (.705) mark in conference play at Winthrop. The Eagles also won the Big South regular-season title four times in 2016, 2017, 2020 and 2021. In all, 16 Winthrop players were selected all-conference, while three were tabbed Big South Player of the Year, one Big South Freshman of the Year and two Big South Tournament Most Valuable Player honors.

Prior to Winthrop, Kelsey served as associate head coach at his alma mater Xavier from 2009-11. Before that, he worked at Wake Forest as assistant coach (2004-09) and director of basketball operations (2001-04). He began his coaching career at Elder High School in Cincinnati as an assistant from 1998-2001.

Kelsey graduated cum laude in 1998 from Xavier University with a bachelor's degree in business administration and marketing. He began his collegiate playing career at the University of Wyoming, before transferring and playing three seasons at point guard for the Musketeers from 1995-98. Kelsey and his wife, Lisa, have three children: Ruthie, Caroline and Johnny.

ACCOLADES AND ACCOMPLISHMENTS

CHAMPIONSHIPS

- **BIG SOUTH REGULAR SEASON CHAMPIONS:** 2016, 2017, 2020, 2021
- **BIG SOUTH TOURNAMENT CHAMPIONS:** 2017, 2020, 2021
- **CAA REGULAR SEASON CHAMPIONS:** 2023, 2024
- **CAA TOURNAMENT CHAMPIONS:** 2023, 2024

POSTSEASON EXPERIENCE

AS HEAD COACH

- **NCAA**: 2017 (First Round), 2021 (First Round), 2023 (First Round), 2024 (First Round), 2025 (First Round), 2026 (Second Round)

AS ASSISTANT

- **NCAA**: 2005 (Second Round), 2009 (First Round), 2010 (Sweet 16), 2011 (Second Round)

AWARDS

- **ACC COACH OF THE YEAR:** 2025
- **NAISMITH COACH OF THE YEAR WATCH LIST**: 2025
- **CAA COACH OF THE YEAR:** 2024
- **USBWA DISTRICT COACH OF THE YEAR:** 2023
- **NABC DISTRICT COACH OF THE YEAR:** 2023
- **BIG SOUTH COACH OF THE YEAR:** 2021

PAT KELSEY YEAR-BY-YEAR HEAD COACHING RECORD

Year	School	Record	Conf. Record	Conf. Finish	Conference Champion	Postseason
2012-13	Winthrop	14-17	6-10	5th Big South		
2013-14	Winthrop	20-13	10-6	2nd Big South		
2014-15	Winthrop	19-13	12-6	3rd Big South		
2015-16	Winthrop	23-9	13-5	1st Big South	Regular Season	
2016-17	Winthrop	26-7	15-3	1st Big South	Regular Season; Conference Tournament	NCAA Round of 64
2017-18	Winthrop	19-12	12-6	2nd Big South		
2018-19	Winthrop	18-12	10-6	4th Big South		
2019-20	Winthrop	24-10	15-3	1st Big South	Regular Season; Conference Tournament	
2020-21	Winthrop	23-3	17-1	1st Big South	Regular Season; Conference Tournament	NCAA Round of 64
2021-22	Charleston	17-15	8-10	6th CAA		
2022-23	Charleston	31-4	16-2	1st CAA	Regular Season; Conference Tournament	NCAA Round of 64
2023-24	Charleston	27-8	15-3	1st CAA	Regular Season; Conference Tournament	NCAA Round of 64
2024-25	Louisville	27-8	18-2	t-2nd ACC		NCAA Round of 64
2025-26	Louisville	24-11	11-7	6th ACC		NCAA Round of 32
2026-27	Louisville	6-1	0-0			

PAT KELSEY CAREER RECORD BY OPPONENT

	at Winthrop	at Charleston	at UofL	Total
Alabama	0-1	0-1		0-2
Alabama State	2-0			2-0
App State	1-0			1-0
Arkansas			0-1	0-1
Auburn	1-2			1-2
Barber-Scotia	1-0			1-0
Baylor			***1-0***	***1-0***
Bellarmine			1-0	1-0
Boston College			***2-0***	***2-0***
Brevard	1-0			1-0
Butler	0-1			0-1
California			***2-0***	***2-0***
Campbell	13-4	2-0		15-4
Central Pennsylvania College	1-0			1-0
Charleston Southern	14-5			14-5
Chattanooga		***2-0***	***1-0***	***3-0***
Cincinnati			1-0	1-0
Clemson	***1-0***		***2-1***	***3-1***
Coastal Carolina	5-5	3-0		8-5
Colorado State	0-1	1-0		1-1
Creighton			***0-1***	***0-1***
Davidson	0-1	1-0		1-1
Dayton	0-2			0-2
Delaware		4-1		4-1
Drexel		2-2		2-2
Duke	***0-1***		***0-4***	***0-5***
Duquesne		0-1		0-1
East Tennessee State	1-3			1-3
Eastern Kentucky			1-0	1-0
Eastern Michigan			***1-0***	***1-0***
Elon	1-0	5-0		6-0
Ferrum	2-0			2-0
Florida Atlantic		0-1		0-1
Florida State	***0-2***		***2-0***	***2-2***
Fresno State	0-1			0-1
Furman	3-1	0-1		3-2
Gardner-Webb	15-6			15-6
Georgia	0-2			0-2
Georgia Southern	3-0			2-0
Georgia Tech			***1-1***	***1-1***
Greensboro	1-0			1-0
Hampton	6-3	3-0		9-3
Hartford	1-0			1-0
High Point	11-6			11-6
Hiwassee	1-0			1-0
Hofstra		3-3		3-3
Illinois	1-0			1-0
Indiana			2-0	2-0
Indiana State	0-1			0-1
Iona		1-0		1-0
Jackson State			1-0	1-0
Jacksonville State	1-1			1-1
James Madison	1-1	0-2		1-3
Kent State		2-0		2-0
Kentucky	***0-1***		***1-1***	***1-2***
Liberty	8-3	1-0		9-3
Lipscomb		1-0		1-0
Little Rock	1-0			1-0
Lenoir-Rhyne	1-0			1-0
Long Island			***0-0***	***0-0***
Longwood	15-2			15-2
Loyola (MD)		1-0		1-0
Manhattan	1-0			1-0
Mars Hill	2-0			2-0
Maryland	0-1			0-1
Maryland Eastern Shore	1-0			1-0
Memphis			***1-1***	***1-1***
Miami			***2-1***	***2-1***
Michigan			***0-0***	***0-0***
Michigan State			0-1	0-1
Mid-Atlantic Christian	1-0			1-0
Monmouth		3-0		3-0
Montana			1-0	1-0

	at Winthrop	at Charleston	at UofL	Total
Montreat		1-0		1-0
Morehead State			***2-0***	***2-0***
New Hampshire	0-1			0-1
NJIT			1-0	1-0
UNC Asheville	12-7			12-7
UNC Greensboro	1-0			1-0
UNC Wilmington		3-5		3-5
North Carolina		***0-2***	***1-1***	***1-3***
North Carolina A&T		2-0		2-0
North Carolina Central	0-2			0-2
NC State	***0-1***		***2-0***	***2-1***
Northeastern		5-0		5-0
North Greenville		1-0		1-0
Notre Dame			2-0	2-0
Ohio	1-0		1-0	2-0
Ohio State	0-1			0-1
Oklahoma			0-1	0-1
Oklahoma State		0-1		0-1
Old Dominion		2-0		2-0
Ole Miss			0-1	0-1
Pfieffer	3-0			3-0
Pitt			***3-0***	***3-0***
Prairie View	1-0			1-0
Presbyterian	16-2	2-0		18-2
Radford	9-10			9-10
Rhode Island		1-0		1-0
Richmond		1-0		1-0
Rio Grande	1-0			1-0
Reinhardt	2-0			2-0
Roanoke	1-0			1-0
Saint Joseph's		1-0		1-0
Saint Louis	1-0			1-0
Saint Mary's (CA)	1-0			1-0
San Diego State		0-1		0-1
Savannah State	1-1			1-1
South Carolina State	1-0	1-0	1-0	3-0
South Carolina Upstate	8-0			8-0
SMU			***3-1***	***3-1***
Southeastern Louisiana	1-1			1-1
Southern Illinois	1-1			1-1
SIUE	2-0			2-0
South Florida			1-0	1-0
St. Andrews	1-0			1-0
St. John's			***1-0***	***1-0***
Stanford			***2-1***	***2-1***
Stetson		***1-1***	***1-0***	***2-1***
Stony Brook		4-0		4-0
Syracuse			***2-0***	***2-0***
Tennessee			***1-2***	***1-2***
Tennessee Tech	1-1			1-1
Texas			***0-0***	***0-0***
TCU	0-1			0-1
Texas Tech			***1-0***	***1-0***
The Citadel		2-0		2-0
Towson		5-3		5-3
Truett-McConnell	1-0			1-0
Tulane		2-0		2-0
UTEP			1-0	1-0
Vanderbilt	0-1			0-1
Vermont		0-1		0-1
Villanova	0-1			0-1
Virginia			***2-1***	***2-1***
VCU	0-3			0-3
Virginia Intermont	1-0			1-0
Virginia Military Institute	1-1			1-1
Virginia Tech	***0-1***	***1-0***	***2-0***	***3-1***
Wake Forest			***2-0***	***2-0***
Warren Wilson	1-0			1-0
West Virginia			1-0	1-0
William & Mary		5-0		5-0
Winthrop			1-0	1-0
Wofford	0-2			0-2
Wyoming		0-1		0-1
Totals	***186-95***	***75-27***	***57-20***	***318-142***

2026-27 opponents in bold



#1 KARTER KNOX

JUNIOR | GUARD | 6-6 | 220 | TR
TAMPA, FLA. (ARKANSAS)

Opp.	GS	Min	FG	A	Pct	3FG	A	Pct	FT	A	Pct	O	D	T	PF	FO	A	TO	S	B	Pts
CHATTANOOGA		21	4	11	.363	1	4	.250	0	1	.000	4	7	11	1	0	1	3	2	0	9
MOREHEAD STATE		21	4	7	.571	1	3	.333	6	6	1.000	2	4	6	0	0	1	0	0	0	15
at Memphis		24	4	9	.444	0	3	.000	3	5	.600	4	3	7	1	0	2	0	0	1	11
STETSON	*	20	6	11	.545	1	3	.333	1	2	.500	2	8	10	3	0	0	2	0	0	14
vs. Texas Tech	*	30	9	13	.692	4	7	.571	2	2	1.000	1	6	7	1	0	2	2	0	0	24
vs. St. John's	*	29	4	9	.444	1	5	.200	6	6	1.000	1	1	2	4	0	2	1	0	0	15
vs. Tennessee	*	29	5	10	.500	0	2	.000	4	4	1.000	0	3	3	3	0	1	4	2	0	14
vs. Creighton																					
TEXAS																					
vs. Michigan																					
at Kentucky																					
LONG ISLAND																					
EASTERN MICH.																					
at Virginia Tech*																					
STANFORD*																					
NORTH CAROLINA*																					
at SMU*																					
CALIFORNIA*																					
at Syracuse*																					
MIAMI*																					
vs. Baylor																					
at Boston College*																					
at Georgia Tech*																					
PITTSBURGH*																					
WAKE FOREST*																					
at North Carolina*																					
SMU*																					
at Virginia*																					
at Florida State*																					
DUKE*																					
at NC State*																					
CLEMSON*																					

GETTING TO KNOW KARTER KNOX

- Born May 16, 2005
- Son of Kevin and Michelle Knox… has three siblings: Ashley, Kobe and Kevin
- Brother Kevin played college basketball at Kentucky; was the ninth pick in the 2018 NBA Draft and was SEC Freshman of the Year
- Brother Kobe played college basketball for three seasons at South Florida and one at South Carolina
- Father Kevin Sr. played wide receiver for Florida State Football; played in the NFL with the Arizona Cardinals
- Graduated from Tampa Catholic in 2024, played in OTE
- Majoring in communications with a minor in science
- His personal goal at UofL is to become a leader
- He wears the No. 1 because he's one of a kind
- Chose to attend UofL because it's a great culture
- Says the best thing about being a Cardinal are the fans
- The people with the greatest influence on his athletic career are his family members
- The best basketball advice anyone ever gave him was "Never live or die on a jump shot"
- The best moment of his athletic career so far is going to the Sweet 16
- When he played basketball as a kid, he always pretended he was Kobe Bryant

SEASON/CAREER HIGHS

POINTS	
Season	24 vs. Texas Tech, 11/24/26
Career	Same
REBOUNDS	
Season	11 vs. Chattanooga, 11/2/26
Career	Same
FIELD GOALS	
Season	9 vs. Texas Tech, 11/24/26
Career	Same
FIELD GOALS ATTEMPTED	
Season	13 vs. Texas Tech, 11/24/26 6
Career	14 vs. UMES, 11/25/24*
THREE-POINT FIELD GOALS	
Season	4 vs. Texas Tech, 11/24/26
Career	4, 3x, last vs. Texas Tech, 11/24/26
THREE-POINT FIELD GOALS ATTEMPTED	
Season	7 vs. Texas Tech, 11/24/26
Career	8 vs. UMES, 11/25/24*
FREE THROWS	
Season	6, 2x, last vs. St. John's, 11/26/26
Career	11 vs. Georgia, 1/22/25*
FREE THROWS ATTEMPTED	
Season	6, 2x, last vs. St. John's, 11/26/26
Career	13 vs. Georgia, 1/22/25*
ASSISTS	
Season	2, 3x, last vs. St. John's, 11/26/26
Career	5 at South Carolina, 3/1/25*
BLOCKED SHOTS	
Season	1 at Memphis, 11/15/26
Career	4 vs St. John's, 3/22/25*
STEALS	
Season	2, 2x, last vs. Tennessee, 11/27/26
Career	2, 7x, last vs. Chattanooga, 11/3/26
MINUTES PLAYED	
Season	30 vs. Texas Tech, 11/24/26
Career	41 vs. Texas, 2/26/25*

**denotes career high from a previous school*

KNOX FILE

- Recorded a career-high 24 points on 9 of 13 shooting against No. 5/6 Texas Tech in the opening round of Players Era 16
- Logged his first double-double in a UofL uniform on Nov. 19 against Stetson with 14 and 10
- Grabbed a career-high 11 rebounds in his Louisville debut against Chattanooga on Nov. 2
- Played two seasons at Arkansas
- Appeared in 22 games as a sophomore, starting in 18 of those contests
- Averaged 8.1 points and 4.5 rebounds while shooting 38% from the 3-point line and 46% from the floor overall during 2025-26
- Recorded two double-doubles during his sophomore campaign

KNOX CAREER STATISTICS

				Field Goals		3-Point		F-Throws		Rebounds									Scoring	
SEASON	TEAM	GP-GS	MIN/AVG	FG-FGA	FG%	3FG-3FGA	3FG%	FT-FTA	FT%	OFF	DEF	TOT	AVG	PF-FO	A	TO	BLK	STL	PTS	AVG
2024-25	AR	36-24	863/24.0	96-208	.462	35-100	.350	73-91	.802	24	95	119	3.3	68-0	37	41	17	21	300	8.3
2025-26	AR	22-18	488/22.2	64-139	.460	26-69	.377	24-33	.727	28	72	100	4.5	45-0	26	22	12	15	178	8.1
2026-27	LOU	7-4	168/24.0	36-70	.514	8-27	.296	22-26	.846	14	32	46	6.6	13-0	9	12	1	4	102	14.6
TOTAL FOR LOU		**7-4**	**168/24.0**	**36-70**	**.514**	**8-27**	**.296**	**22-26**	**.846**	**14**	**32**	**46**	**6.6**	**13-0**	**9**	**12**	**1**	**4**	**102**	**14.6**
TOTAL		**65-46**	**1518/23.4**	**196-417**	**.470**	**69-196**	**.352**	**119-150**	**.793**	**66**	**199**	**265**	**4.1**	**126-0**	**72**	**75**	**30**	**40**	**580**	**8.9**



#3 JACKSON SHELSTAD

SENIOR | GUARD | 6-1 | 185 | TR
WEST LINN, ORE. (OREGON)

Opp.	GS	Min	FG	A	Pct	3FG	A	Pct	FT	A	Pct	O	D	T	PF	FO	A	TO	S	B	Pts
CHATTANOOGA	*	32	5	15	.333	3	12	.250	0	0	.000	1	6	7	2	0	3	2	2	0	13
MOREHEAD STATE	*	25	3	11	.273	2	8	.250	0	0	.000	0	6	6	2	0	5	1	0	0	8
at Memphis	*	34	6	13	.462	4	9	.444	0	0	.000	1	1	2	2	0	2	2	0	0	16
STETSON	*	37	3	9	.333	1	6	.167	1	2	.500	0	1	1	1	0	2	0	1	0	8
vs. Texas Tech	*	35	1	5	.200	1	5	.200	8	8	1.000	0	7	7	1	0	1	0	0	1	11
vs. St. John's	*	34	4	10	.400	2	8	.250	0	0	.000	0	2	2	1	0	1	2	0	0	10
vs. Tennessee	*	35	5	12	.417	4	9	.444	0	0	.000	2	1	3	1	0	3	0	0	0	14
vs. Creighton																					
TEXAS																					
vs. Michigan																					
at Kentucky																					
LONG ISLAND																					
EASTERN MICH.																					
at Virginia Tech*																					
STANFORD*																					
NORTH CAROLINA*																					
at SMU*																					
CALIFORNIA*																					
at Syracuse*																					
MIAMI*																					
vs. Baylor																					
at Boston College*																					
at Georgia Tech*																					
PITTSBURGH*																					
WAKE FOREST*																					
at North Carolina*																					
SMU*																					
at Virginia*																					
at Florida State*																					
DUKE*																					
at NC State*																					
CLEMSON*																					

SEASON/CAREER HIGHS

POINTS	
Season	16 at Memphis, 11/15/26
Career	26 vs. Northwestern, 2/11/25*
REBOUNDS	
Season	7, 2x, last vs. Texas Tech, 11/24/26
Career	10 vs. Portland, 11/12/24*
FIELD GOALS	
Season	6 at Memphis, 11/15/26
Career	10 vs. Colorado, 3/7/24*
FIELD GOALS ATTEMPTED	
Season	15 vs. Chattanooga, 11/2/26
Career	19, 2x, last vs. South Dakota St., 11/12/25*
THREE-POINT FIELD GOALS	
Season	4, 2x, last vs. Tennessee, 11/27/26
Career	5, 2x, last vs. San Diego State, 11/25/23*
THREE-POINT FIELD GOALS ATTEMPTED	
Season	12 vs. Chattanooga, 11/2/26
Career	13, vs. South Dakota State, 11/12/25*
FREE THROWS	
Season	8 vs. Texas Tech, 11/24/26
Career	12 at USC, 12/4/24*
FREE THROWS ATTEMPTED	
Season	8 vs. Texas Tech, 11/24/26
Career	14 at USC, 12/4/24*
ASSISTS	
Season	5 vs. Morehead State, 11/7/26
Career	9 vs. UC Davis, 12/13/25*
BLOCKED SHOTS	
Season	1 vs. Texas Tech, 11/24/26
Career	3 vs. Arizona, 3/15/24*
STEALS	
Season	2 vs. Chattanooga, 11/2/26
Career	4, 2x, last vs. Portland, 12/17/25*
MINUTES PLAYED	
Season	37 vs. Stetson, 11/19/26
Career	41 at Wisconsin, 2/22/25*

**denotes career high from a previous school*

SHELSTAD FILE

- Played three seasons at Oregon (2025-26, 2024-25, 2023-24)
- Started 77 of 79 games in his three-year career with the Ducks
- Played a limited 12 games as a junior in 2025-26, averaging 15.6 points, 4.9 assists, 2.9 rebounds and 1.4 steals per contest
- Recorded five games of 20 points or more and delivered four-plus assists in nine of his 12 games
- Named Third Team All-Big 10 as a sophomore, averaging 13.7 points, 2.9 rebounds, 2.7 assists and 1.0 steals per game
- Scored in double figures in 25 games and logged 10 games of four or more assists

GETTING TO KNOW JACKSON SHELSTAD

- Born April 20, 2005
- Son of Darin and May Shelstad… has one sibling, Payton
- Graduated from West Linn HS in 2023

Played basketball and football (DB/WR) in high school

- Majoring in communications
- Personal goal at UofL is to win the ACC Championship and the national championship
- He wears No. 3 because Allen Iverson was his favorite player growing up
- He chose to attend UofL because of the culture and the coaching staff
- He says the best thing about being a Cardinal is camaraderie every day with the guys
- The best basketball advice he ever received is "Hard work beats talent"
- Few people know this, but he won a state championship in football his senior year of high school
- The best athlete he ever faced was Chris Paul

SHELSTAD CAREER STATISTICS

				Field Goals		3-Point		F-Throws		Rebounds									Scoring	
SEASON	TEAM	GP-GS	MIN/AVG	FG-FGA	FG%	3FG-3FGA	3FG%	FT-FTA	FT%	OFF	DEF	TOT	AVG	PF-FO	A	TO	BLK	STL	PTS	AVG
2023-24	Oregon	32-30	1045/32.7	157-349	.450	49-142	.345	48-56	.857	14	77	91	2.8	47-0	88	52	7	21	411	12.8
2024-25	Oregon	35-35	1152/32.9	171-379	.451	66-174	.379	71-85	.835	14	87	101	2.9	37-0	93	52	1	35	479	13.7
2025-26	Oregon	12-12	418/34.8	66-169	.391	33-105	.314	22-26	.846	4	31	35	2.9	20-0	59	21	1	17	187	15.6
2026-27	LOU	7-7	232/33.1	27-75	.360	17-57	.298	9-10	.900	4	24	28	4.0	10-0	17	7	1	3	80	11.4
TOTAL FOR LOU		**7-7**	**232/33.1**	**27-75**	**.360**	**17-57**	**.298**	**9-10**	**.900**	**4**	**24**	**28**	**4.0**	**10-0**	**17**	**7**	**1**	**3**	**80**	**11.4**
TOTAL		**86-84**	**2847/33.1**	**421-972**	**.433**	**165-478**	**.345**	**150-177**	**.847**	**36**	**219**	**255**	**3.0**	**114-0**	**257**	**132**	**10**	**76**	**1157**	**13.5**



#5 SETH TRIMBLE

5TH YEAR | GUARD | 6-3 | 200 | TR
MENOMONEE FALLS, WIS. (NORTH CAROLINA)

Opp.	GS	Min	FG	A	Pct	3FG	A	Pct	FT	A	Pct	O	D	T	PF	FO	A	TO	S	B	Pts
CHATTANOOGA	*	26	4	11	.363	1	5	.200	4	7	.571	1	2	3	4	0	5	2	1	0	13
MOREHEAD STATE	*	24	5	9	.555	1	4	.250	0	2	.000	1	5	6	1	0	2	2	2	0	11
at Memphis	*	34	6	15	.400	0	4	.000	4	6	.667	2	2	4	3	0	2	4	2	2	16
STETSON	DNP																				
vs. Texas Tech		32	7	13	.538	3	7	.750	7	9	.777	2	2	4	4	0	2	3	0	0	24
vs. St. John's		32	12	19	.632	1	3	.333	8	11	.727	2	2	4	0	0	5	0	1	0	33
vs. Tennessee		26	5	9	.555	1	3	.333	6	6	1.000	0	4	4	2	0	7	2	1	0	17
vs. Creighton																					
TEXAS																					
vs. Michigan																					
at Kentucky																					
LONG ISLAND																					
EASTERN MICH.																					
at Virginia Tech*																					
STANFORD*																					
NORTH CAROLINA*																					
at SMU*																					
CALIFORNIA*																					
at Syracuse*																					
MIAMI*																					
vs. Baylor																					
at Boston College*																					
at Georgia Tech*																					
PITTSBURGH*																					
WAKE FOREST*																					
at North Carolina*																					
SMU*																					
at Virginia*																					
at Florida State*																					
DUKE*																					
at NC State*																					
CLEMSON*																					

SEASON/CAREER HIGHS

POINTS	
Season	33 vs. St. John's, 11/26/26
Career	Same
REBOUNDS	
Season	6 vs. Morehead State, 11/7/26
Career	12, 2x, last at Pittsburgh, 1/28/25*
FIELD GOALS	
Season	12 vs. St. John's, 11/26/26
Career	Same
FIELD GOALS ATTEMPTED	
Season	19 vs. St. John's, 11/26/26
Career	Same
THREE-POINT FIELD GOALS	
Season	3 vs. Texas Tech, 11/24/26
Career	3, 5x, last vs. Texas Tech, 11/24/26
THREE-POINT FIELD GOALS ATTEMPTED	
Season	7 vs. Texas Tech, 11/24/26
Career	7, 2x, last vs. Texas Tech, 11/24/26
FREE THROWS	
Season	8 vs. St. John's, 11/26/26
Career	9 vs. Pittsburgh, 2/14/26*
FREE THROWS ATTEMPTED	
Season	11 vs. St. John's, 11/26/26
Career	11, 4x, last vs. St. John's, 11/26/26
ASSISTS	
Season	7 vs. Tennessee, 11/27/26
Career	8 vs. Clemson, 3/12/26*
BLOCKED SHOTS	
Season	2 at Memphis, 11/15/26
Career	2, 5 times*
STEALS	
Season	2, 2x, last at Memphis, 11/15/26
Career	5 vs. VCU, 3/19/26*
MINUTES PLAYED	
Season	34 at Memphis, 11/15/26
Career	43, 2x, last vs. VCU, 3/19/26*

**denotes career high from a previous school*

TRIMBLE FILE

- Scored a career-high 33 points against St. John's on Nov. 26 on 12 of 19 shooting
- Did not play against Stetson due to a minor injury
- Played for four years at North Carolina where he scored 971 career points across 126 games for the Tar Heels
- Averaged 14.0 points, 3.8 rebounds and 3.0 assists across 24 games during his senior year
- Started every contest, averaging 32.4 minutes per game and shooting 47.1% from the floor
- Scored a career-high 30 points against the Cardinals in February, going 11 of 16 from the field; was one of four 20-point games he logged during the year

GETTING TO KNOW SETH TRIMBLE

- Born August 9, 2004... Son of Trevor and Laurence (la-ronce)... Has three siblings, Sidnee, JP Tokoto & Sophie
- Graduated high school from Menomonee Falls HS in 2022 where he played basketball all four years and was on the men's golf varsity reserve team his senior year
- He is getting a graduate certificate in real estate
- Graduated from the University of North Carolina in 2026 with a degree in sport administration and a minor in African diaspora
- His brother JP Tokoto played at UNC from 2012-15 and was drafted to the 76ers
- His grandfather Jean Pierre Tokoto was captain of the 1982 World Cup Cameroons team; he also played for PSG and Marseille
- His personal goal at UofL is to be the best version of himself every day
- He chose the No. 5 because it was one of his favorite numbers growing up
- He says the best thing about being a Cardinal is the way everyone embraces each other here

TRIMBLE CAREER STATISTICS

				Field Goals		3-Point		F-Throws		Rebounds									Scoring	
SEASON	TEAM	GP-GS	MIN/AVG	FG-FGA	FG%	3FG-3FGA	3FG%	FT-FTA	FT%	OFF	DEF	TOT	AVG	PF-FO	A	TO	BLK	STL	PTS	AVG
2022-23	UNC	33-2	322/9.8	20-44	.455	1-6	.167	17-31	.548	3	24	27	0.8	41-1	21	20	9	6	58	1.8
2023-24	UNC	35-1	599/17.1	62-132	.470	13-31	.419	44-66	.667	18	56	74	2.1	42-0	32	22	7	13	181	5.2
2024-25	UNC	34-18	974/28.6	128-299	.428	25-94	.266	115-140	.821	40	129	169	5.0	54-0	44	36	11	46	396	11.6
2025-26	UNC	24-24	779/32.5	115-244	.471	18-63	.286	88-132	.667	24	67	91	3.8	48-0	71	33	5	31	336	14.0
2026-27	LOU	6-3	175/29.2	39-76	.513	7-23	.304	29-41	.707	8	17	25	4.2	14-0	23	13	2	7	114	19.0
TOTAL FOR LOU		**6-3**	**175/29.2**	**39-76**	**.513**	**7-23**	**.304**	**29-41**	**.707**	**8**	**17**	**25**	**4.2**	**14-0**	**23**	**13**	**2**	**7**	**114**	**19.0**
TOTAL		**132-48**	**2850/21.6**	**364-795**	**.458**	**64-217**	**.295**	**293-410**	**.715**	**93**	**293**	**386**	**2.9**	**199-1**	**191**	**124**	**34**	**103**	**1085**	**8.2**



#6 BOYUAN ZHANG

FRESHMAN | FORWARD | 6-9 | 220 | HS
CHANGCHUN, CHINA (VERITAS ACADEMY)

Opp.	GS	Min	FG	A	Pct	3FG	A	Pct	FT	A	Pct	O	D	T	PF	FO	A	TO	S	B	Pts
CHATTANOOGA		0+	0	0	.000	0	0	.000	0	0	.000	0	0	0	0	0	0	0	0	0	0
MOREHEAD STATE		10	2	5	.400	1	4	.250	0	0	.000	1	0	1	1	0	0	0	0	0	5
at Memphis		DNP																			
STETSON		10	0	2	.000	0	1	.000	0	0	.000	1	0	1	0	0	1	0	0	0	0
vs. Texas Tech		DNP																			
vs. St. John's		DNP																			
vs. Tennessee		2	0	1	.000	0	1	.000	0	0	.000	0	0	0	0	0	0	0	0	0	0
vs. Creighton																					
TEXAS																					
vs. Michigan																					
at Kentucky																					
LONG ISLAND																					
EASTERN MICH.																					
at Virginia Tech*																					
STANFORD*																					
NORTH CAROLINA*																					
at SMU*																					
CALIFORNIA*																					
at Syracuse*																					
MIAMI*																					
vs. Baylor																					
at Boston College*																					
at Georgia Tech*																					
PITTSBURGH*																					
WAKE FOREST*																					
at North Carolina*																					
SMU*																					
at Virginia*																					
at Florida State*																					
DUKE*																					
at NC State*																					
CLEMSON*																					

SEASON/CAREER HIGHS

POINTS	
Season	5 vs. Morehead State, 11/7/26
Career	Same
REBOUNDS	
Season	1, 2x, last vs. Stetson, 11/19/26
Career	Same
FIELD GOALS	
Season	2 vs. Morehead State, 11/7/26
Career	Same
FIELD GOALS ATTEMPTED	
Season	5 vs. Morehead State, 11/7/26
Career	Same
THREE-POINT FIELD GOALS	
Season	1 vs. Morehead State, 11/7/26
Career	Same
THREE-POINT FIELD GOALS ATTEMPTED	
Season	4 vs. Morehead State, 11/7/26
Career	Same
FREE THROWS	
Season	
Career	Same
FREE THROWS ATTEMPTED	
Season	
Career	Same
ASSISTS	
Season	1 vs. Stetson, 11/19/26
Career	Same
BLOCKED SHOTS	
Season	
Career	Same
STEALS	
Season	
Career	Same
MINUTES PLAYED	
Season	10, 2x, last vs. Stetson, 11/19/26
Career	Same

**denotes career high from previous school*

ZHANG FILE

- Attended Veritas Academy in Garden Grove, California for senior year of high school
- Known as one of the best small forwards in the Class of 2026, ranking as a four-star recruit
- Averaged 20.2 points over 14 contests in 2025-26
- Played with the Chinese national team in FIBA U16 Asian Championship, FIBA U17 Basketball World Cup, U18 Asia Cup and U19 Basketball World Cup
- Earned Individual All-Star Award in the U18 Asia Cup in 2024 after averaging 17.2 points, 2.8 rebounds and 1.3 assists per game
- Scored 14.7 points and recorded 5.1 rebounds per game in 2025 with China in the U19 Basketball World Cup; shot 42.2% from the field during the event

GETTING TO KNOW BOYUAN ZHANG

- Born January 22, 2007
- Moved to America for senior year of high school
- Son of Hongfu Zhang
- Graduated from Veritas Academy in 2026
- Majoring in sports administration
- Personal goal at UofL is to develop himself in all aspects and win
- He chose No. 6 because when he started to play basketball, his first coach's number was 6… She passed away years ago and he chose that number to remember her and everything she did for him
- He chose to attend UofL because it's the best college basketball program he's ever seen and experienced
- He says the best thing about being a Cardinal is that it's a challenge because all of his teammates are so great… he believes he can learn a lot from his teammates and coaches in order to become a better player

ZHANG CAREER STATISTICS

				Field Goals		3-Point		F-Throws		Rebounds									Scoring	
SEASON	TEAM	GP-GS	MIN/AVG	FG-FGA	FG%	3FG-3FGA	3FG%	FT-FTA	FT%	OFF	DEF	TOT	AVG	PF-FO	A	TO	BLK	STL	PTS	AVG
2026-27	LOU	4-0	22/5.6	2-8	.250	1-6	.167	0-0	.000	2	0	2	0.5	1-0	1	0	0	0	5	1.3
TOTAL		**4-0**	**22/5.6**	**2-8**	**.250**	**1-6**	**.167**	**0-0**	**.000**	**2**	**0**	**2**	**0.5**	**1-0**	**1**	**0**	**0**	**0**	**5**	**1.3**



#7 ÁLVARO FOLGUEIRAS

SENIOR | FORWARD | 6-10 | 230 | TR
MALAGA, SPAIN (IOWA)

Opp.	GS	Min	FG	A	Pct	3FG	A	Pct	FT	A	Pct	O	D	T	PF	FO	A	TO	S	B	Pts
CHATTANOOGA	*	34	3	5	.600	2	4	.500	2	4	.500	2	2	4	2	0	3	2	0	0	10
MOREHEAD STATE	*	22	4	6	.666	2	4	.500	0	0	.000	2	3	5	2	0	6	2	0	0	10
at Memphis	*	22	4	6	.667	3	5	.600	3	4	.750	0	4	4	5	1	2	3	0	0	14
STETSON	*	25	2	8	.250	2	6	.333	1	2	.500	3	6	9	1	0	3	3	1	0	7
vs. Texas Tech	*	25	0	3	.000	0	3	.000	0	0	.000	0	4	4	2	0	4	3	0	0	0
vs. St. John's	*	35	1	5	.200	0	2	.000	0	0	.000	2	6	8	3	0	2	1	1	0	2
vs. Tennessee	*	27	4	7	.571	4	7	.571	3	4	.750	0	1	1	3	0	3	2	0	1	15
vs. Creighton																					
TEXAS																					
vs. Michigan																					
at Kentucky																					
LONG ISLAND																					
EASTERN MICH.																					
at Virginia Tech*																					
STANFORD*																					
NORTH CAROLINA*																					
at SMU*																					
CALIFORNIA*																					
at Syracuse*																					
MIAMI*																					
vs. Baylor																					
at Boston College*																					
at Georgia Tech*																					
PITTSBURGH*																					
WAKE FOREST*																					
at North Carolina*																					
SMU*																					
at Virginia*																					
at Florida State*																					
DUKE*																					
at NC State*																					
CLEMSON*																					

SEASON/CAREER HIGHS

POINTS	
Season	15 vs. Tennessee, 11/27/26
Career	35 at NKU, 2/8/25*
REBOUNDS	
Season	9 vs. Stetson, 11/19/26
Career	19 vs. NKU, 12/29/24*
FIELD GOALS	
Season	4, 3x, last vs. Tennessee, 11/27/26
Career	12 at NKU, 2/8/25*
FIELD GOALS ATTEMPTED	
Season	8 vs. Stetson, 11/19/26
Career	18 vs. NKU, 12/29/24*
THREE-POINT FIELD GOALS	
Season	4 vs. Tennessee, 11/27/26
Career	4, 3x, last vs. Tennessee, 11/27/26
THREE-POINT FIELD GOALS ATTEMPTED	
Season	5 at Memphis, 11/15/26
Career	7, vs. Illinois, 1/11/26*
FREE THROWS	
Season	3, 2x, last vs. Tennessee, 11/27/26
Career	8 at NKU, 2/8/25*
FREE THROWS ATTEMPTED	
Season	4, 3x, last vs. Tennessee, 11/27/26
Career	10, at NKU, 2/8/25*
ASSISTS	
Season	6 vs. Morehead State, 11/7/26
Career	7, 2x, last vs. Youngstown State, 3/11/25*
BLOCKED SHOTS	
Season	1 vs. Tennessee, 11/27/26
Career	3, 4 times*
STEALS	
Season	1, 2x, last vs. St. John's, 11/26/26
Career	4, 4 times*
MINUTES PLAYED	
Season	35 vs. St. John's, 11/26/26
Career	51 vs. NKU, 12/29/24*

**denotes career high from a previous school*

FOLGUEIRAS FILE

- Played one season at Iowa (2025-26) and two seasons at Robert Morris (2023-24 and 2024-25)
- Averaged 8.4 points, 3.6 rebounds and 2.2 assists per game in junior year at Iowa
- Shot 50% from the floor for the Hawkeyes and scored in double figures on 16 occasions
- Averaged 11.0 points and 2.8 boards per game during Iowa's Elite 8 run
- Hit the game-winning 3-pointer over 1-seed Florida to send Iowa to the Sweet 16 for the first time in 27 years
- Named to Karl Malone Power Forward of the Year Preseason Watch List in Fall of 2025
- Named Horizon League Player of the Year following his sophomore year at Robert Morris

GETTING TO KNOW ÁLVARO FOLGUEIRAS

- Born January 4, 2005
- Son of Beatriz and David… has two siblings, Nacho and Bea
- Graduated from DME Academy in 2023
- Majoring in business
- His personal goal at UofL is to improve
- He wears the No. 7 because he likes it
- He chose to attend UofL because of the environment around the program
- Says the best thing about being a Cardinal is being roommates with Boyuan

FOLGUEIRAS CAREER STATISTICS

				Field Goals		3-Point		F-Throws		Rebounds									Scoring	
SEASON	TEAM	GP-GS	MIN/AVG	FG-FGA	FG%	3FG-3FGA	3FG%	FT-FTA	FT%	OFF	DEF	TOT	AVG	PF-FO	A	TO	BLK	STL	PTS	AVG
2023-24	RM	32-6	569/17.8	67-147	.456	20-70	.286	14-19	.737	48	95	143	4.5	62-1	39	32	21	13	168	5.3
2024-25	RM	35-35	1024/29.3	176-321	.548	45-109	.413	98-125	.784	81	237	318	9.1	82-2	111	79	41	49	495	14.1
2025-26	Iowa	37-1	767/20.7	105-210	.500	36-108	.333	66-86	.767	35	100	135	3.6	74-2	81	46	9	32	312	8.4
2026-27	LOU	7-7	190/27.1	18-40	.450	13-31	.419	9-14	.643	9	26	35	5.0	18-1	23	16	1	2	58	8.3
TOTAL FOR LOU		**7-7**	**190/27.1**	**18-40**	**.450**	**13-31**	**.419**	**9-14**	**.643**	**9**	**26**	**35**	**5.0**	**18-1**	**23**	**16**	**1**	**2**	**58**	**8.3**
TOTAL		**111-49**	**2550/23.0**	**366-718**	**.510**	**114-318**	**.358**	**187-244**	**.766**	**173**	**458**	**631**	**5.7**	**236-6**	**254**	**173**	**72**	**96**	**1033**	**9.3**



#11 DE'SHAYNE MONTGOMERY

SENIOR | GUARD | 6-4 | 200 | TR
FORT LAUDERDALE, FLA. (DAYTON)

Opp.	GS	Min	FG	A	Pct	3FG	A	Pct	FT	A	Pct	O	D	T	PF	FO	A	TO	S	B	Pts
CHATTANOOGA		DNP																			
MOREHEAD STATE		DNP																			
at Memphis		DNP																			
STETSON		DNP																			
vs. Texas Tech		DNP																			
vs. St. John's		DNP																			
vs. Tennessee		DNP																			
vs. Creighton																					
TEXAS																					
vs. Michigan																					
at Kentucky																					
LONG ISLAND																					
EASTERN MICH.																					
at Virginia Tech*																					
STANFORD*																					
NORTH CAROLINA*																					
at SMU*																					
CALIFORNIA*																					
at Syracuse*																					
MIAMI*																					
vs. Baylor																					
at Boston College*																					
at Georgia Tech*																					
PITTSBURGH*																					
WAKE FOREST*																					
at North Carolina*																					
SMU*																					
at Virginia*																					
at Florida State*																					
DUKE*																					
at NC State*																					
CLEMSON*																					

GETTING TO KNOW DE'SHAYNE MONTGOMERY

- Born October 10, 2003
- Son of Sigrun Spurlock and Demetris Montgomery… has three siblings: Damarius, Delan and Lielle
- Graduated from Somerset Prep in 2022 before going to Hargrave
- Majoring in business
- His personal goal at UofL is to put his name on the map
- He chose No. 11 because No. 2 was retired and in roman numerals, 11 looks like 2
- He chose to attend UofL because he wants to compete for a national championship
- He says the best thing about being a Cardinal is that everybody loves everybody
- The person with the greatest influence on his athletic career is his mom
- The basketball player he admires the most is Kevin Durant
- The best basketball advice anyone ever gave him is "When you're in the bed, somebody else is up working"
- The best moment of his athletic career so far is playing in an NCAA Tournament basketball game

SEASON/CAREER HIGHS

POINTS	
Season	
Career	27, 2x, last vs. ETSU, 12/2/25*
REBOUNDS	
Season	
Career	10, 2x, last vs. VCU, 3/6/26*
FIELD GOALS	
Season	
Career	11, 2x, last vs. Canisius, 3/12/24*
FIELD GOALS ATTEMPTED	
Season	
Career	21 vs. Canisius, 3/12/24*
THREE-POINT FIELD GOALS	
Season	
Career	4, 2x, last vs. North Florida, 12/13/25*
THREE-POINT FIELD GOALS ATTEMPTED	
Season	
Career	8 vs. Loyola Chicago, 1/26/26*
FREE THROWS	
Season	
Career	8, 2x, last vs. ETSU, 12/2/25*
FREE THROWS ATTEMPTED	
Season	
Career	9 vs. Saint Peter's, 2/23/24*
ASSISTS	
Season	
Career	7 vs. Fairfield, 3/9/24*
BLOCKED SHOTS	
Season	
Career	4 vs. Siena, 12/3/23*
STEALS	
Season	
Career	7 at Loyola Chicago, 1/3/26*
MINUTES PLAYED	
Season	
Career	42, 2x, last vs. Rhode Island, 1/27/26*

**denotes career high from a previous school*

MONTGOMERY FILE

- Expected to be out 4-6 weeks with a foot injury
- Played one season at Dayton (2025-26), Georgia (2024-25) and Mount St. Mary's (2023-24)
- Named All-A10 Third Team after starting in 36 games for the Flyers
- Averaged 13.4 points, 4.0 rebounds and 2.1 assists per game as a junior at Dayton
- Shot 49% from the floor and 33.5% from the 3-point line
- Led Dayton in steals at 77 total, 2.1 per game, and was second in the league
- Scored in double digits in 28 of his 36 appearances for Dayton, scoring 20 or more seven times
- Appeared in 17 games as a sophomore at Georgia, averaging 6.5 points, 2.1 rebounds and 1.1 steals
- Scored in double digits four times in 2024-25

MONTGOMERY CAREER STATISTICS

				Field Goals		3-Point		F-Throws		Rebounds									Scoring	
SEASON	TEAM	GP-GS	MIN/AVG	FG-FGA	FG%	3FG-3FGA	3FG%	FT-FTA	FT%	OFF	DEF	TOT	AVG	PF-FO	A	TO	BLK	STL	PTS	AVG
2023-24	MSM	32-10	888/27.8	156-290	.538	28-68	.412	83-114	.728	23	89	112	3.5	67-1	64	90	22	54	423	13.2
2024-25	UG	17-0	264/15.5	38-93	.409	7-28	.250	27-38	.711	10	25	35	2.1	22-0	13	29	3	18	110	6.5
2025-26	UD	36-36	1102/30.6	179-365	.490	52-155	.335	71-90	.789	31	114	145	4.0	72-1	76	69	21	77	481	13.4
TOTAL FOR LOU		0-0	0/0.0	0-0	.000	0-0	.000	0-0	.000	0	0	0	0.0	0-0	0	0	0	0	0	0.0
TOTAL		85-46	2254/26.5	373-748	.499	87-251	.347	181-242	.748	64	228	292	3.4	161-2	153	188	46	149	1014	11.9



#14 ADRIAN WOOLEY

JUNIOR | GUARD | 6-4 | 205 | 1L
TUSCALOOSA, ALA. (KENNESAW STATE)

Opp.	GS	Min	FG	A	Pct	3FG	A	Pct	FT	A	Pct	O	D	T	PF	FO	A	TO	S	B	Pts
CHATTANOOGA	*	28	7	14	.500	1	6	.167	0	0	.000	2	1	3	1	0	3	0	4	0	15
MOREHEAD STATE	*	22	3	5	.600	1	2	.500	5	7	.714	5	0	5	2	0	4	2	2	0	12
at Memphis	*	32	4	9	.444	0	5	.000	0	0	.000	4	1	5	1	0	4	2	0	0	8
STETSON	*	34	8	15	.533	3	9	.333	0	2	.000	5	5	10	1	0	1	2	0	0	19
vs. Texas Tech	*	29	1	11	.091	1	4	.250	2	2	1.000	2	1	3	2	0	0	1	1	0	5
vs. St. John's	*	34	6	14	.429	4	8	.500	3	4	.750	1	3	4	3	0	1	2	0	0	19
vs. Tennessee	*	31	3	7	.429	2	4	.500	3	3	1.000	4	0	4	2	0	2	1	1	0	11
vs. Creighton																					
TEXAS																					
vs. Michigan																					
at Kentucky																					
LONG ISLAND																					
EASTERN MICH.																					
at Virginia Tech*																					
STANFORD*																					
NORTH CAROLINA*																					
at SMU*																					
CALIFORNIA*																					
at Syracuse*																					
MIAMI*																					
vs. Baylor																					
at Boston College*																					
at Georgia Tech*																					
PITTSBURGH*																					
WAKE FOREST*																					
at North Carolina*																					
SMU*																					
at Virginia*																					
at Florida State*																					
DUKE*																					
at NC State*																					
CLEMSON*																					

SEASON/CAREER HIGHS

POINTS	
Season	19, 2x, last vs. St. John's, 11/26/26
Career	32 vs. Brewton-Parker, 12/29/24*
REBOUNDS	
Season	10 vs. Stetson, 11/19/26
Career	11 vs. WKU, 2/6/25*
FIELD GOALS	
Season	8 vs. Stetson, 11/19/26
Career	12 vs. Brewton-Parker, 12/29/24*
FIELD GOALS ATTEMPTED	
Season	15 vs. Stetson, 11/19/26
Career	18, 2x, last vs. Liberty, 3/14/25*
THREE-POINT FIELD GOALS	
Season	4 vs. St. John's, 11/26/26
Career	6 vs. Brewton-Parker, 12/29/24*
THREE-POINT FIELD GOALS ATTEMPTED	
Season	9 vs. Stetson, 11/19/26
Career	10 vs. Brewton-Parker, 12/29/24*
FREE THROWS	
Season	5 vs. Morehead State, 11/7/26
Career	9 at Middle Tennessee, 1/9/25*
FREE THROWS ATTEMPTED	
Season	7 vs. Morehead State, 11/7/26
Career	11 at Georgia State, 12/6/24*
ASSISTS	
Season	4, 2x, last at Memphis, 11/15/26
Career	8 vs. Brewton-Parker, 12/29/24*
BLOCKED SHOTS	
Season	
Career	1, 5x, last vs. Ohio, 11/15/25
STEALS	
Season	4 vs. Chattanooga, 11/2/26
Career	4, 2x, last vs. Chattanooga, 11/2/26
MINUTES PLAYED	
Season	34, 2x, last vs. St. John's, 11/26/26
Career	40, 3x, last vs. Liberty, 3/14/25*

**denotes career high from a previous school*

WOOLEY FILE

- Hit a buzzer beater against St. John's on Nov. 27 to score his 1,000th career point and help Louisville defeat the Red Storm
- Recorded first double-double as a Cardinal on Nov. 19 against Stetson with 19 points and 10 boards
- Appeared in all 35 contests for the Cardinals, starting in 16 of those
- Shot 45% from the floor, averaging 8.7 points, 3.9 rebounds and 1.8 assists per game
- Knocked down 41 3-pointers in total on the year, shooting 35% from the arc
- Dished out 62 assists against just 39 turnovers, also grabbed 24 steals
- Dished out a season-high six assists and nailed what would ultimately be the game-winning bucket at No. 22 Miami on March 7

GETTING TO KNOW ADRIAN WOOLEY

- Born on November 1, 2005… Son of Latonya and Kenneth Wooley… Has one sibling, Kenneth… Majoring in business
- His personal goals at UofL are build relationships, improve his game and win a national championship
- He wears No. 14 because it is the last number his dad saw him play in
- He says the best thing about being a Cardinal is all the love they receive
- The people with the greatest influence on his athletic career are his parents
- The basketball player he admires the most is James Harden
- The best moment of his athletic career was playing in front of thousands of fans
- The best basketball advice anyone ever gave him is "Stack days"
- The best athlete he ever faced is Caleb White
- He'd most like to meet LeBron James

WOOLEY CAREER STATISTICS

				Field Goals		3-Point		F-Throws		Rebounds									Scoring	
SEASON	TEAM	GP-GS	MIN/AVG	FG-FGA	FG%	3FG-3FGA	3FG%	FT-FTA	FT%	OFF	DEF	TOT	AVG	PF-FO	A	TO	BLK	STL	PTS	AVG
2024-25	KennSt	33-32	1107/33.5	208-406	.512	73-173	.422	130-169	.769	43	130	173	5.2	90-3	118	109	3	47	619	18.8
2025-26	LOU	35-16	785/22.4	103-229	.450	41-117	.350	56-72	.778	47	90	137	3.9	77-1	62	39	2	24	303	8.7
2026-27	LOU	7-7	210/30.0	32-75	.427	12-38	.316	13-18	.722	23	11	34	4.9	12-0	15	10	0	8	89	12.7
TOTAL FOR LOU		**42-23**	**996/23.7**	**135-304**	**.444**	**53-155**	**.342**	**69-90**	**.767**	**70**	**101**	**171**	**4.1**	**89-1**	**77**	**49**	**2**	**32**	**392**	**9.3**
TOTAL		**75-55**	**2102/28.0**	**343-710**	**.483**	**126-328**	**.384**	**199-259**	**.768**	**113**	**231**	**344**	**4.6**	**179-4**	**195**	**158**	**5**	**79**	**1011**	**13.5**



#15 OBINNA EKEZIE JR.

FRESHMAN | CENTER | 7-2 | 240 | HS
LAGOS, NIGERIA (SOUTHEASTERN PREP)

Opp.	GS	Min	FG	A	Pct	3FG	A	Pct	FT	A	Pct	O	D	T	PF	FO	A	TO	S	B	Pts
CHATTANOOGA		9	1	1	1.000	1	1	1.000	2	2	1.000	0	0	0	1	0	0	0	0	2	5
MOREHEAD STATE		25	8	12	.667	3	6	.500	1	2	.500	3	10	13	2	0	1	0	0	2	20
at Memphis		15	2	5	.400	0	3	.000	1	3	.333	0	2	2	4	0	0	0	0	0	5
STETSON		16	1	4	.250	0	1	.000	2	3	.666	0	2	2	3	0	0	1	0	2	4
vs. Texas Tech		13	0	2	.000	0	1	.000	0	0	.000	0	3	3	1	0	0	2	0	0	0
vs. St. John's		7	1	2	.500	0	0	.000	0	0	.000	0	0	0	4	0	0	0	0	0	2
vs. Tennessee		15	0	3	.000	0	2	.000	0	0	.000	0	4	4	1	0	0	1	0	1	0
vs. Creighton																					
TEXAS																					
vs. Michigan																					
at Kentucky																					
LONG ISLAND																					
EASTERN MICH.																					
at Virginia Tech*																					
STANFORD*																					
NORTH CAROLINA*																					
at SMU*																					
CALIFORNIA*																					
at Syracuse*																					
MIAMI*																					
vs. Baylor																					
at Boston College*																					
at Georgia Tech*																					
PITTSBURGH*																					
WAKE FOREST*																					
at North Carolina*																					
SMU*																					
at Virginia*																					
at Florida State*																					
DUKE*																					
at NC State*																					
CLEMSON*																					

SEASON/CAREER HIGHS

POINTS	
Season	20 vs. Morehead State, 11/7/26
Career	Same
REBOUNDS	
Season	13 vs. Morehead State, 11/7/26
Career	Same
FIELD GOALS	
Season	8 vs. Morehead State, 11/7/26
Career	Same
FIELD GOALS ATTEMPTED	
Season	12 vs. Morehead State, 11/7/26
Career	Same
THREE-POINT FIELD GOALS	
Season	3 vs. Morehead State, 11/7/26
Career	Same
THREE-POINT FIELD GOALS ATTEMPTED	
Season	6 vs. Morehead State, 11/7/26
Career	Same
FREE THROWS	
Season	2, 2x, last vs. Stetson, 11/19/26
Career	Same
FREE THROWS ATTEMPTED	
Season	3 vs. Stetson, 11/19/26
Career	Same
ASSISTS	
Season	1 vs. Morehead State, 11/7/26
Career	Same
BLOCKED SHOTS	
Season	2, 3x, last vs. Stetson, 11/19/26
Career	Same
STEALS	
Season	
Career	Same
MINUTES PLAYED	
Season	25 vs. Morehead State, 11/7/26
Career	Same

**denotes career high from a previous school*

EKEZIE FILE

- Scored his first collegiate basket against Chattanooga on Nov. 2
- Attended Southeastern Prep in Orlando, Florida
- Reclassified in May 2026 from Class of 2027 to Class of 2026 and committed to the Cardinals immediately
- Originally ranked as No. 1 center in Class of 2027
- Ranked No. 8 in the Class of 2026 by SC Next 100; was a five-star recruit
- Averaged 12.4 points, 7.8 rebounds and 1.8 blocks during his junior year of high school, shooting 60% from the floor

GETTING TO KNOW OBINNA EKEZIE JR.

- Born May 8, 2008
- Son of Obinna and Noella… has three siblings: Naeto, Princess and Chidubem
- Graduated from Southeastern Prep in 2026
- Majoring in pre-engineering/computer science
- His father Obinna Ekezie Sr. played for five teams in the NBA after being drafted by the Vancouver Grizzlies… he played college basketball at Maryland
- His personal goal at UofL is to win a national championship
- Wears the No. 15 because he likes it
- He chose to attend UofL because he thinks it's a great place to be
- The person with the greatest influence on his athletic career is his dad
- The basketball player he admires most is Victor Wembanyama
- The best basketball advice he's ever received is "Keep working"
- The best moment of his athletic career so far was committing to Louisville
- Outside of basketball, he likes coding and video games

EKEZIE CAREER STATISTICS

				Field Goals		3-Point		F-Throws		Rebounds										Scoring	
SEASON	TEAM	GP-GS	MIN/AVG	FG-FGA	FG%	3FG-3FGA	3FG%	FT-FTA	FT%	OFF	DEF	TOT	AVG	PF-FO	A	TO	BLK	STL	PTS	AVG
2026-27	LOU	7-0	101/14.5	13-29	.448	4-14	.286	6-10	.600	3	21	24	3.4	16-0	1	4	7	0	36	5.1
TOTAL		**7-0**	**101/14.5**	**13-29**	**.448**	**4-14**	**.286**	**6-10**	**.600**	**3**	**21**	**24**	**3.4**	**16-0**	**1**	**4**	**7**	**0**	**36**	**5.1**



#22 ISAAC ELLIS

FRESHMAN | GUARD | 6-1 | 185 | HS
HICKORY, N.C. (OVERTIME ELITE)

Opp.	GS	Min	FG	A	Pct	3FG	A	Pct	FT	A	Pct	O	D	T	PF	FO	A	TO	S	B	Pts
CHATTANOOGA		14	0	2	.000	0	2	.000	1	4	.250	1	0	1	1	0	1	0	0	0	1
MOREHEAD STATE		17	3	7	.429	2	6	.333	2	2	1.000	2	4	6	4	0	1	0	1	0	10
at Memphis		4	0	0	.000	0	0	.000	0	0	.000	0	0	0	1	0	0	0	0	0	0
STETSON		19	1	3	.333	0	1	.000	0	0	.000	1	2	3	2	0	3	0	0	0	2
vs. Texas Tech		DNP																			
vs. St. John's		DNP																			
vs. Tennessee		DNP																			
vs. Creighton																					
TEXAS																					
vs. Michigan																					
at Kentucky																					
LONG ISLAND																					
EASTERN MICH.																					
at Virginia Tech*																					
STANFORD*																					
NORTH CAROLINA*																					
at SMU*																					
CALIFORNIA*																					
at Syracuse*																					
MIAMI*																					
vs. Baylor																					
at Boston College*																					
at Georgia Tech*																					
PITTSBURGH*																					
WAKE FOREST*																					
at North Carolina*																					
SMU*																					
at Virginia*																					
at Florida State*																					
DUKE*																					
at NC State*																					
CLEMSON*																					

GETTING TO KNOW ISAAC ELLIS

- Born December 26, 2006
- Brother Eli plays basketball for College of Charleston
- Son of Jeremy and Jenny… has three siblings: Eli, Abraham and Ari
- Graduated from Moravian Prep in 2026
- Majoring in sports administration
- His father Jeremy played basketball at Liberty
- His personal goal at UofL is to win a national championship
- He chose to attend UofL because of the culture, says it's the best thing about being a Cardinal
- The person with the greatest influence on his athletic career is his father
- The basketball player he admires the most is JJ Redick
- A person he admires outside of basketball is Gary Vaynerchuk
- The best basketball advice he ever received came from Jared McCain: "Don't get too high or too low; you'll have bad days and good days but it's the days you stay in the middle that will stack up."
- The best moment of his athletic career so far was winning the OTE Championship
- The best athlete he's ever faced was Rob Dillingham
- When he played basketball as a kid, he always pretended he was JJ Reddick
- Outside of basketball, he enjoys fishing

SEASON/CAREER HIGHS

POINTS	
Season	10 vs. Morehead State, 11/7/26
Career	Same
REBOUNDS	
Season	6 vs. Morehead State, 11/7/26
Career	Same
FIELD GOALS	
Season	3 vs. Morehead State, 11/7/26
Career	Same
FIELD GOALS ATTEMPTED	
Season	7 vs. Morehead State, 11/7/26
Career	Same
THREE-POINT FIELD GOALS	
Season	2 vs. Morehead State, 11/7/26
Career	Same
THREE-POINT FIELD GOALS ATTEMPTED	
Season	6 vs. Morehead State, 11/7/26
Career	Same
FREE THROWS	
Season	2 vs. Morehead State, 11/7/26
Career	Same
FREE THROWS ATTEMPTED	
Season	4 vs. Chattanooga, 11/2/26
Career	Same
ASSISTS	
Season	3 vs. Stetson, 11/19/26
Career	Same
BLOCKED SHOTS	
Season	
Career	Same
STEALS	
Season	1 vs. Morehead State, 11/7/26
Career	Same
MINUTES PLAYED	
Season	19 vs. Stetson, 11/19/26
Career	Same

**denotes career high from a previous school*

ELLIS FILE

- Sprained his ankle against Stetson on Nov. 19
- Scored his first collegiate point with a free throw against Chattanooga on Nov. 2
- Played for Overtime Elite under YNG Dreamerz (Moravian Prep)
- Named OTE MVP in 2025-26 after averaging 29.3 points, 8.9 assists and 4.8 rebounds per game during the regular season
- Increased production in the league playoffs, averaging 31.5 points, 9.5 assists and 5.8 boards across four games
- Broke OTE's single game scoring record, scoring 56 points on November 14, 2025
- Was a three-star recruit and one of the top play-

ELLIS CAREER STATISTICS

				Field Goals		3-Point		F-Throws		Rebounds									Scoring	
SEASON	TEAM	GP-GS	MIN/AVG	FG-FGA	FG%	3FG-3FGA	3FG%	FT-FTA	FT%	OFF	DEF	TOT	AVG	PF-FO	A	TO	BLK	STL	PTS	AVG
2026-27	LOU	4-0	53/13.4	4-12	.333	2-9	.222	3-6	.500	4	6	10	2.5	8-0	5	0	0	1	13	3.3
TOTAL		**4-0**	**53/13.4**	**4-12**	**.333**	**2-9**	**.222**	**3-6**	**.500**	**4**	**6**	**10**	**2.5**	**8-0**	**5**	**0**	**0**	**1**	**13**	**3.3**



#33 WILL HANKE

SOPHOMORE | GUARD | 6-4 | 210 | HS
LOUISVILLE, KY. (SAINT XAVIER HS)

Opp.	GS	Min	FG	A	Pct	3FG	A	Pct	FT	A	Pct	O	D	T	PF	FO	A	TO	S	B	Pts
CHATTANOOGA		DNP																			
MOREHEAD STATE		2	1	1	1.000	0	0	.000	0	0	.000	0	1	1	1	0	0	0	0	0	2
at Memphis		DNP																			
STETSON		DNP																			
vs. Texas Tech		DNP																			
vs. St. John's		DNP																			
vs. Tennessee		0+	0	0	.000	0	0	.000	0	0	.000	0	0	0	0	0	0	0	0	0	0
vs. Creighton																					
TEXAS																					
vs. Michigan																					
at Kentucky																					
LONG ISLAND																					
EASTERN MICH.																					
at Virginia Tech*																					
STANFORD*																					
NORTH CAROLINA*																					
at SMU*																					
CALIFORNIA*																					
at Syracuse*																					
MIAMI*																					
vs. Baylor																					
at Boston College*																					
at Georgia Tech*																					
PITTSBURGH*																					
WAKE FOREST*																					
at North Carolina*																					
SMU*																					
at Virginia*																					
at Florida State*																					
DUKE*																					
at NC State*																					
CLEMSON*																					

SEASON/CAREER HIGHS

POINTS
Season — 2 vs. Morehead State, 11/7/26
Career — 2, 2x, last vs. Morehead State, 11/7/26

REBOUNDS
Season — 1 vs. Morehead State, 11/7/26
Career — 2, 2x, last vs. Montana, 12/20/25

FIELD GOALS
Season — 1 vs. Morehead State, 11/7/26
Career — 1, 2x, last vs. Morehead State, 11/7/26

FIELD GOALS ATTEMPTED
Season
Career — 2 vs. NJIT, 11/26/25

THREE-POINT FIELD GOALS
Season
Career — Same

THREE-POINT FIELD GOALS ATTEMPTED
Season
Career — Same

FREE THROWS
Season
Career — Same

FREE THROWS ATTEMPTED
Season
Career — Same

ASSISTS
Season
Career — Same

BLOCKED SHOTS
Season
Career — 1 vs. Eastern Michigan, 11/24/25

STEALS
Season
Career — Same

MINUTES PLAYED
Season — 2 vs. Morehead State, 11/7/26
Career — 2, 2x, last vs. Morehead State, 11/7/26

HANKE FILE

- Played in 10 games for the Cardinals in 2025-26 as a freshman
- Made one basket for Louisville against Montana on December 20
- Pulled down two offensive rebounds against NJIT on November 26
- Grabbed two defensive boards versus Montana
- Graduated from St. Xavier High School in Louisville in 2025

GETTING TO KNOW WILL HANKE

- Born on Sept. 1, 2006… Parents are Allison and Troy… Has two siblings Emily and Caroline
- Major at UofL is accounting
- Will has his own podcast called "Behind the Grind"
- The greatest influence on his athletic career was his AAU coach Kenny Hodge
- The basketball player he admires the most is Draymond Green
- His hobbies outside of basketball are playing video games and walking his dog Lucy
- The athlete he most admires other than a basketball player is Chris Bumstead
- His personal goal at UofL is to win a national championship
- Best thing about being a Cardinal is the passion of Card Nation he said
- The best basketball advice he said he was ever given was "play off two feet"
- Chose to attend UofL because he grew up a fan and wanted to be a part of the ReviVILLE
- He wears his jersey number because he loved watching Jordan Nwora growing up
- His favorite moment in his athletic career is winning The King of the Bluegrass Tournament

HANKE CAREER STATISTICS

				Field Goals		3-Point		F-Throws		Rebounds										Scoring	
SEASON	TEAM	GP-GS	MIN/AVG	FG-FGA	FG%	3FG-3FGA	3FG%	FT-FTA	FT%	OFF	DEF	TOT	AVG	PF-FO	A	TO	BLK	STL	PTS	AVG
2025-26	LOU	10-0	10/1.0	1-3	.333	0-0	.000	0-0	.000	2	2	4	0.4	1-0	0	0	1	0	2	0.2
2026-27	LOU	2-0	3/1.4	1-1	1.000	0-0	.000	0-0	.000	0	1	1	0.5	1-0	0	0	0	0	2	1.0
TOTAL		**12-0**	**13/1.1**	**2-4**	**.500**	**0-0**	**.000**	**0-0**	**.000**	**2**	**3**	**5**	**0.4**	**2-0**	**0**	**0**	**1**	**0**	**4**	**0.3**



#40 FLORY BIDUNGA

JUNIOR | FORWARD | 6-9 | 235 | TR
KINSHASA, DEMOCRATIC REPUBLIC OF CONGO (KANSAS)

Opp.	GS	Min	FG	A	Pct	3FG	A	Pct	FT	A	Pct	O	D	T	PF	FO	A	TO	S	B	Pts
CHATTANOOGA	*	27	6	9	.666	0	1	.000	4	6	.666	4	5	9	4	0	1	1	3	0	16
MOREHEAD STATE	*	17	3	3	1.000	0	0	.000	4	6	.666	1	6	7	1	0	1	0	1	2	10
at Memphis	*	29	3	9	.333	0	0	.000	1	3	.333	4	5	9	4	0	1	0	3	0	7
STETSON	*	32	10	13	.769	0	1	.000	5	8	.625	5	7	12	0	0	3	4	0	4	25
vs. Texas Tech	*	35	3	6	.500	0	0	.000	2	2	1.000	6	3	9	1	0	3	3	0	1	8
vs. St. John's	*	30	5	7	.714	0	0	.000	2	2	1.000	5	4	9	4	0	2	2	1	1	12
vs. Tennessee	*	29	5	8	.625	0	0	.000	3	4	.750	1	6	7	4	0	0	1	3	1	13
vs. Creighton																					
TEXAS																					
vs. Michigan																					
at Kentucky																					
LONG ISLAND																					
EASTERN MICH.																					
at Virginia Tech*																					
STANFORD*																					
NORTH CAROLINA*																					
at SMU*																					
CALIFORNIA*																					
at Syracuse*																					
MIAMI*																					
vs. Baylor																					
at Boston College*																					
at Georgia Tech*																					
PITTSBURGH*																					
WAKE FOREST*																					
at North Carolina*																					
SMU*																					
at Virginia*																					
at Florida State*																					
DUKE*																					
at NC State*																					
CLEMSON*																					

SEASON/CAREER HIGHS

POINTS	
Season	25 vs. Stetson, 11/19/26
Career	25, 2x, last vs. Stetson, 11/19/26
REBOUNDS	
Season	12 vs. Stetson, 11/19/26
Career	16 vs. Oklahoma State, 2/22/25*
FIELD GOALS	
Season	10 vs. Stetson, 11/19/26
Career	11 vs. Baylor, 1/16/26*
FIELD GOALS ATTEMPTED	
Season	13 vs. Stetson, 11/19/26
Career	15, 2x, last vs. Tennessee, 11/26/25*
THREE-POINT FIELD GOALS	
Season	
Career	Same
THREE-POINT FIELD GOALS ATTEMPTED	
Season	1, 2x, last vs. Stetson, 11/19/26
Career	1, 4x, last vs. Stetson, 11/19/26
FREE THROWS	
Season	5 vs. Stetson, 11/19/26
Career	7 vs. Arizona, 2/9/26*
FREE THROWS ATTEMPTED	
Season	8 vs. Stetson, 11/19/26
Career	11 vs. BYU, 1/31/26
ASSISTS	
Season	3, 2x, last vs. Texas Tech, 11/24/26
Career	5 vs. Notre Dame, 11/24/25*
BLOCKED SHOTS	
Season	4 vs. Stetson, 11/19/26
Career	7 vs. Utah, 2/7/26*
STEALS	
Season	3, 3x, last vs. Tennessee, 11/27/26
Career	3, 4x, last vs. Tennessee, 11/27/26
MINUTES PLAYED	
Season	35 vs. Texas Tech, 11/24/26
Career	41 vs. TCU, 1/6/26*

**denotes career high from previous school*

BIDUNGA FILE

- Tied his career high points of 25 against Stetson on Nov. 19, also turning it into his first double-double as a Cardinal with 12 boards
- Spent two seasons at Kansas (2024-25 and 2025-26)
- Named Big 12 Defensive Player of the Year in 2025; also All-Big 12 First Team and All-Defensive Team
- Led the Big 12 in blocks (91) and blocks per game (2.6), finishing the season fourth and fifth, respectively, in those categories nationally
- Shot 64% from the floor during his sophomore season, ranking 10th in the country
- Logged four games of 20 or more points and 13 double-doubles

GETTING TO KNOW FLORY BIDUNGA

- Born May 20, 2005
- Moved from Kinshasa, Democratic Republic of Congo to Kokomo, Indiana just before his sophomore year of high school
- Son of Ernest and Mosantu… has three siblings: Estan, Raett and Jivet
- Graduated from Kokomo HS in 2024
- Played both soccer and basketball growing up
- Majoring in communications and minoring in sport management
- Personal goal at UofL is to make it better than what it is
- He wears No. 40 because it was the biggest jersey available at his high school
- He chose to attend UofL because of everything about the program
- The people with the greatest influence on his athletic career are his parents
- The basketball player he most admires is Giannis Antetokounmpo

BIDUNGA CAREER STATISTICS

				Field Goals		3-Point		F-Throws		Rebounds									Scoring	
SEASON	TEAM	GP-GS	MIN/AVG	FG-FGA	FG%	3FG-3FGA	3FG%	FT-FTA	FT%	OFF	DEF	TOT	AVG	PF-FO	A	TO	BLK	STL	PTS	AVG
2024-25	KU	34-6	554/16.3	88-126	.698	0-0	.000	24-45	.533	61	121	182	5.4	76-2	11	26	54	19	200	5.9
2025-26	KU	35-34	1104/31.6	197-308	.640	0-2	.000	70-107	.654	106	208	314	9.0	83-0	52	54	91	26	464	13.3
2026-27	LOU	7-7	198/28.3	35-55	.636	0-2	.000	21-31	.677	26	36	62	8.9	18-0	11	11	9	11	91	13.0
TOTAL FOR LOU		**7-7**	**198/28.3**	**35-55**	**.636**	**0-2**	**.000**	**21-31**	**.677**	**26**	**36**	**62**	**8.9**	**18-0**	**11**	**11**	**9**	**11**	**91**	**13.0**
TOTAL		**76-47**	**1857/24.4**	**320-489**	**.654**	**0-4**	**.000**	**115-183**	**.628**	**193**	**365**	**558**	**7.3**	**177-2**	**74**	**91**	**154**	**56**	**755**	**9.9**



#45 GABE DYNES

SENIOR | CENTER | 7-5 | 230 | TR
INDEPENDENCE, KY. (USC)

Opp.	GS	Min	FG	A	Pct	3FG	A	Pct	FT	A	Pct	O	D	T	PF	FO	A	TO	S	B	Pts
CHATTANOOGA		DNP																			
MOREHEAD STATE		DNP																			
at Memphis		DNP																			
STETSON		DNP																			
vs. Texas Tech		DNP																			
vs. St. John's		DNP																			
vs. Tennessee		DNP																			
vs. Creighton																					
TEXAS																					
vs. Michigan																					
at Kentucky																					
LONG ISLAND																					
EASTERN MICH.																					
at Virginia Tech*																					
STANFORD*																					
NORTH CAROLINA*																					
at SMU*																					
CALIFORNIA*																					
at Syracuse*																					
MIAMI*																					
vs. Baylor																					
at Boston College*																					
at Georgia Tech*																					
PITTSBURGH*																					
WAKE FOREST*																					
at North Carolina*																					
SMU*																					
at Virginia*																					
at Florida State*																					
DUKE*																					
at NC State*																					
CLEMSON*																					

SEASON/CAREER HIGHS

POINTS	
Season	
Career	23 vs. Bethany (WV), 11/30/24*
REBOUNDS	
Season	
Career	15 vs. NKU, 1/8/25*
FIELD GOALS	
Season	
Career	11 vs. Bethany (WV), 11/30/24*
FIELD GOALS ATTEMPTED	
Season	
Career	12, 2x, last vs. Penn St.-Shenango, 1/24/25*
THREE-POINT FIELD GOALS	
Season	
Career	Same
THREE-POINT FIELD GOALS ATTEMPTED	
Season	
Career	2 vs. Penn St.-Shenango, 1/24/25*
FREE THROWS	
Season	
Career	5 vs. Green Bay, 2/23/25*
FREE THROWS ATTEMPTED	
Season	
Career	9 vs. Green Bay, 2/23/25*
ASSISTS	
Season	
Career	3 vs. Illinois State, 11/14/25*
BLOCKED SHOTS	
Season	
Career	9 vs. Toledo, 12/14/24*
STEALS	
Season	
Career	2, 4 times*
MINUTES PLAYED	
Season	
Career	37 at Minnesota, 1/9/26*

**denotes career high from previous school*

GETTING TO KNOW GABE DYNES

- Born May 25, 2004
- Son of Shauna… has two siblings, Noah and Avery
- Graduated from Simon Kenton HS in 2023
- Played basketball for four years at Simon Kenton under Coach Steiner
- Majoring in political science
- Personal goal at UofL is to grow in everything
- He wears No. 45 because he's just always been 45
- He chose to attend UofL because of the culture
- Says the best thing about being a Cardinal are all the opportunities
- The person with the greatest influence on his athletic career was his high school coach
- The basketball player he most admires is Giannis Antetokounmpo
- The best basketball advice anyone ever gave him was that you've got to love the game
- When he played basketball as a kid, he always pretended he was Giannis
- Outside of basketball, he likes to partake in yoga and eat healthy food

DYNES FILE

- As of Oct. 28, will be out at least four months due to a shoulder injury
- Played at Southern California (2025-26) and Youngstown State (2023-24 and 2024-25)
- Averaged 2.9 points, 2.3 rebounds and 1.0 blocks while shooting 78.7% from the floor as a junior at USC
- Recorded nine games with multiple blocks including four against UC Santa Barbara and four at Penn State
- Notched three games of double-figure scoring
- Was a two-time Horizon League All-Defensive Team selection while at Youngstown State
- Led nation in blocks in 2024-25, with 104 total over 34 games

DYNES CAREER STATISTICS

				Field Goals		3-Point		F-Throws		Rebounds									Scoring	
SEASON	TEAM	GP-GS	MIN/AVG	FG-FGA	FG%	3FG-3FGA	3FG%	FT-FTA	FT%	OFF	DEF	TOT	AVG	PF-FO	A	TO	BLK	STL	PTS	AVG
2023-24	YSU	27-4	370/13.7	48-68	.706	0-2	.000	10-26	.385	28	79	107	4.0	36-1	10	17	61	8	106	3.9
2024-25	YSU	34-7	740/21.8	100-143	.699	0-2	.000	32-67	.478	85	111	196	5.8	86-3	14	41	104	9	232	6.8
2025-26	USC	30-6	357/11.9	41-52	.788	0-0	.000	6-17	.353	34	36	70	2.3	34-0	13	21	31	4	88	2.9
TOTAL FOR LOU		**0-0**	**0/0.0**	**0-0**	**.000**	**0-0**	**.000**	**0-0**	**.000**	**0**	**0**	**0**	**0.0**	**0-0**	**0**	**0**	**0**	**0**	**0**	**0.0**
TOTAL		**91-17**	**1467/16.1**	**189-263**	**.719**	**0-4**	**.000**	**48-110**	**.436**	**147**	**226**	**373**	**4.1**	**156-4**	**37**	**79**	**196**	**21**	**426**	**4.7**



#53 LJ WELLS

5TH YEAR | FORWARD | 6-8 | 220 | TR
EAU CLAIRE, WIS. (NKU)

Opp.	GS	Min	FG	A	Pct	3FG	A	Pct	FT	A	Pct	O	D	T	PF	FO	A	TO	S	B	Pts
CHATTANOOGA		9	0	0	.000	0	0	.000	2	2	1.000	2	1	3	0	0	0	0	0	0	2
MOREHEAD STATE		14	1	3	.333	0	1	.000	2	3	.666	2	0	2	1	0	0	0	1	2	4
at Memphis		5	0	0	.000	0	0	.000	1	2	.500	0	0	0	0	0	0	0	0	0	1
STETSON		7	1	1	1.000	0	0	.000	2	3	.666	0	1	1	1	0	0	0	1	0	4
vs. Texas Tech		1	0	0	.000	0	0	.000	0	0	.000	0	0	0	1	0	0	0	0	0	0
vs. St. John's		5	0	0	.000	0	0	.000	0	2	.000	1	0	1	2	0	0	0	0	0	0
vs. Tennessee		6	0	0	.000	0	0	.000	0	0	.000	1	0	1	1	0	0	0	0	0	0
vs. Creighton																					
TEXAS																					
vs. Michigan																					
at Kentucky																					
LONG ISLAND																					
EASTERN MICH.																					
at Virginia Tech*																					
STANFORD*																					
NORTH CAROLINA*																					
at SMU*																					
CALIFORNIA*																					
at Syracuse*																					
MIAMI*																					
vs. Baylor																					
at Boston College*																					
at Georgia Tech*																					
PITTSBURGH*																					
WAKE FOREST*																					
at North Carolina*																					
SMU*																					
at Virginia*																					
at Florida State*																					
DUKE*																					
at NC State*																					
CLEMSON*																					

SEASON/CAREER HIGHS

POINTS	
Season	4, 2x, last vs. Stetson, 11/19/26
Career	35 vs. Detroit Mercy, 1/15/26*
REBOUNDS	
Season	3 vs. Chattanooga, 11/2/26
Career	15 at Oakland, 1/10/24*
FIELD GOALS	
Season	1, 2x, last vs. Stetson, 11/19/26
Career	11 vs. Detroit Mercy, 1/15/26*
FIELD GOALS ATTEMPTED	
Season	3 vs. Morehead State, 11/7/26
Career	16, 3x, last vs. Wright State, 3/9/26*
THREE-POINT FIELD GOALS	
Season	
Career	2, 7 times*
THREE-POINT FIELD GOALS ATTEMPTED	
Season	1 vs. Morehead State, 11/7/26
Career	5 at Green Bay, 2/14/24*
FREE THROWS	
Season	2, 3x, last vs. Stetson, 11/19/26
Career	12 at Cleveland State, 2/25/26*
FREE THROWS ATTEMPTED	
Season	3, 2x, last vs. Stetson, 11/19/26
Career	16 at Cleveland State, 2/25/26*
ASSISTS	
Season	
Career	6, 2x, last vs. Oakland, 12/17/25*
BLOCKED SHOTS	
Season	2 vs. Morehead State, 11/7/26
Career	4, 2x, last vs. Cleveland State, 12/3/25*
STEALS	
Season	1, 2x, last vs. Stetson, 11/19/26
Career	7 vs. Cumberlands (KY), 11/16/25*
MINUTES PLAYED	
Season	14 vs. Morehead State, 11/7/26
Career	45 vs. Robert Morris, 12/29/24*

**denotes career high from previous school*

WELLS FILE

- Started and appeared in all 33 games as a senior
- Averaged 30.3 minutes, 15.0 points, 7.3 rebounds, 2.1 assists, 1.3 steals and 0.9 blocks per game during the 2025-26 season
- Shot 55.4% from the floor and 38.3% from the 3-point line
- Averaged 22.3 points, 8.7 rebounds, 2.7 assists, 1.0 steals, and 1.0 blocks per game on 61.5% shooting in three Horizon League Tournament games, earned Horizon League All-Tournament Team honors
- Finished senior season ranked 51st in the nation and second in the Horizon League in field goal percentage

GETTING TO KNOW LJ WELLS

- Born July 22, 2004
- Son of Kimberly... has two siblings, Thulani and Mandla
- Graduated from Memorial High School in 2022
- Graduated from Northern Kentucky University in 2026 with a degree in Organizational Leadership
- Pursuing an undecided graduate certificate
- His personal goals at UofL are to compete and get better each day
- He wears jersey No. 53 to represent Team 53
- He chose to attend UofL because of the culture and endless opportunities
- Says the best thing about being a Cardinal is the fan base and being a part of the community
- The basketball player he most admires is LeBron James

WELLS CAREER STATISTICS

				Field Goals		3-Point		F-Throws		Rebounds									Scoring	
SEASON	TEAM	GP-GS	MIN/AVG	FG-FGA	FG%	3FG-3FGA	3FG%	FT-FTA	FT%	OFF	DEF	TOT	AVG	PF-FO	A	TO	BLK	STL	PTS	AVG
2022-23	NKU	24-4	209/8.7	15-41	.366	2-8	.250	7-11	.636	19	30	49	2.0	18-0	9	7	4	10	39	1.6
2023-24	NKU	33-27	854/25.9	106-225	.471	14-35	.400	61-90	.678	59	123	182	5.5	81-1	40	54	8	32	287	8.7
2024-25	NKU	32-16	692/21.6	90-188	.479	7-30	.233	48-76	.632	52	116	168	5.3	69-1	35	41	10	30	235	7.3
2025-26	NKU	33-33	999/30.3	169-305	.554	15-53	.283	141-209	.675	81	159	240	7.3	89-3	68	62	29	42	494	15.0
2026-27	LOU	7-0	47/6.7	2-4	.500	0-1	.000	7-12	.583	6	2	8	1.1	6-0	0	0	2	2	11	1.6
TOTAL FOR LOU		**7-0**	**47/6.7**	**2-4**	**.500**	**0-1**	**.000**	**7-12**	**.583**	**6**	**2**	**8**	**1.1**	**6-0**	**0**	**0**	**2**	**2**	**11**	**1.6**
TOTAL		**129-80**	**2801/21.7**	**382-763**	**.501**	**38-127**	**.299**	**264-398**	**.663**	**217**	**430**	**647**	**5.0**	**263-5**	**152**	**164**	**53**	**116**	**1066**	**8.3**

GAME-BY-GAME STORYLINES

OCTOBER 21, 2026 | #11/11 LOUISVILLE 89, #17/18 KANSAS 83 | LAWRENCE, KAN. | EXHIBITION
- Louisville shot 46.7% from 3-point range, including a 64.3% clip in the second half
- The Cardinals were led in scoring by Jackson Shelstad who scored 23 points total, going 8 of 15 from the floor
- Louisville's bench outscored Kansas' 35-13
- The game was consistently back and forth as Louisville led for 18:34 and Kansas led for 17:48

OCTOBER 28, 2026 | #11/11 LOUISVILLE 72, MERCYHURST 39 | LOUISVILLE, KY. | EXHIBITION
- Louisville held Mercyhurst to just 18 points in the second half and a 23.9% field goal percentage over the whole game
- Flory Bidunga led all scorers with 19 points on 9-of-13 shooting, adding on nine boards, one steal and two blocks
- The Cardinals outscored the Lakers in the paint 56-14

NOVEMBER 2, 2026 | #11/11 LOUISVILLE 84, CHATTANOOGA 70 | LOUISVILLE, KY.
- The Cardinals dominated the first half, leading 56-35 at halftime
- Flory Bidunga neared a double-double in his Louisville debut with 16 points and nine boards
- Karter Knox pulled down a career-high 11 rebounds and scored nine points
- Chattanooga's bench outscored the Cardinals 22-17

NOVEMBER 7, 2026 | #11/11 LOUISVILLE 107, MOREHEAD STATE 57 | LOUISVILLE, KY.
- Louisville scored 61 points in the second half
- The Cardinals outrebounded Morehead State 59-23, resulting in the third largest rebounding margin in program history
- Freshman Obinna Ekezie Jr. logged his first collegiate double-double with 20 points and 13 rebounds, both game-highs
- During the second half, Louisville scored 33 unanswered points, the longest scoring run in the program for at least 25 years

NOVEMBER 15, 2026 | RV/RV MEMPHIS 98, #10/10 LOUISVILLE 78 | MEMPHIS, TENN.
- Louisville was outscored 57-26 in the second half
- Memphis shot 7 of 10 from the arc in the second half
- The Tigers had four players in double figures including Tylik Weeks (24), Jayden Reid (24), Julius Thedford (16) and Rihards Vavers (15)
- Louisville outscored Memphis in the paint 40-36

NOVEMBER 19, 2026 | #23/18 LOUISVILLE 83, STETSON 69 | LOUISVILLE, KY.
- Louisville had three players with double-doubles for the first time in a regulation game since 1986
- The Cardinals outrebounded Stetson 50-31
- Flory Bidunga logged his first double-double as a Cardinal with 25 points and 12 rebounds
- Collin Kuhl of Stetson had a team-high 24 points

NOVEMBER 24, 2026 | #25/23 LOUISVILLE 72, #5/6 TEXAS TECH 64 | LAS VEGAS, NEV. | PLAYERS ERA 16 OPENING ROUND
- It was Louisville's first win over an AP Top 5 team since Jan. 18, 2020
- Louisville outrebounded Texas Tech 41-28
- The Cardinals held the Red Raiders to just 22.2% at the arc
- Karter Knox and Seth Trimble each had 24 apiece

NOVEMBER 26, 2026 | #25/23 LOUISVILLE 93, #13/13 ST. JOHN'S 90 | LAS VEGAS, NEV. | PLAYERS ERA 16 BRACKET SEMIFINAL
- Adrian Wooley hit a game-winning, buzzer-beater, corner 3 to lift the Cardinals to victory
- Louisville led for 39:12 of the game, leading by as many as 24 at one point before St. John's made a late-game push
- Seth Trimble scored a career-high 33 points
- Louisville's 57 points was the most allowed in a half by St. John's under Rick Pitino, and the largest against any St. John's team since Maryland scored 58 on the Red Storm on Nov. 16, 2006
- The 18-point lead by the Cardinals was also the largest halftime deficit for the Red Storm under Pitino's tenure

NOVEMBER 27, 2026 | #25/23 LOUISVILLE 84, #9/11 TENNESSEE 64| LAS VEGAS, NEV. | PLAYERS ERA 16 BRACKET FINAL
- The victory WAS Louisville's first 20-point win over an AP top 10 opponent since an 85-63 win over No. 6 Duke on March 31, 2013, in the Elite Eight
- It marked three consecutive wins against top-15 opponents for the first time in program history - Louisville was just the fifth program ever to win three games over AP top 15 teams in a four-day span
- Louisville made more free throws than Tennessee attempted and made six more triples than the Volunteers
- Six Cardinals finished with double figures

2026-27 RESULTS

DATE	OPPONENT	SCORE (UL-OPP)	ATTENDANCE	UOFL HIGH POINTS	UOFL HIGH REBOUNDS	OPP HIGH POINTS
11/2	CHATTANOOGA	84-70	13,017	Flory Bidunga (16)	Karter Knox (11)	Y. Levy, Z. Belshoy (14)
11/7	MOREHEAD STATE	107-57	13,188	Obinna Ekezie Jr. (20)	Obinna Ekezie Jr. (13)	Clayton Parker (13)
11/15	at Memphis	78-98	12,516	Jackson Shelstad, Seth Trimble (16)	Flory Bidunga (9)	T. Weeks, J. Reid (24)
11/19	STETSON	83-69	12,706	Flory Bidunga (25)	Flory Bidunga (12)	Collin Kuhl (24)
11/24	vs. Texas Tech	72-64	N/A	Karter Knox, Seth Trimble (24)	Flory Bidunga (9)	Darrion Williams (17)
11/26	vs. St. John's	93-90	N/A	Seth Trimble (33)	Flory Bidunga (9)	Ian Jackson (18)
11/27	vs. Tennessee	84-64	N/A	Seth Trimble (17)	Flory Bidunga (7)	J. Harris, T. Hill Jr. (13)
11/28	vs. Creighton					
12/1	TEXAS					
12/5	vs. Michigan					
12/12	at Kentucky					
12/16	LONG ISLAND					
12/19	EASTERN MICHIGAN					
12/30	at Virginia Tech*					
1/2	STANFORD*					
1/5	NORTH CAROLINA*					
1/9	at SMU*					
1/13	CALIFORNIA*					
1/16	at Syracuse*					
1/19	MIAMI*					
1/23	vs. Baylor					
1/27	at Boston College*					
1/30	at Georgia Tech*					
2/2	PITTSBURGH*					
2/6	WAKE FOREST*					
2/8	at North Carolina*					
2/13	SMU*					
2/15	at Virginia*					
2/21	at Florida State*					
2/24	DUKE*					
3/2	at NC State*					
3/6	CLEMSON*					

2026-27 GAME-BY-GAME STARTING LINEUPS

DATE	OPPONENT	G	G	G	G/F	F	RECORD#
11/2	CHATTANOOGA	Seth Trimble	Jackson Shelstad	Adrian Wooley	Álvaro Folgueiras	Flory Bidunga	1-0
11/7	MOREHEAD STATE	Seth Trimble	Jackson Shelstad	Adrian Wooley	Álvaro Folgueiras	Flory Bidunga	2-0
11/15	at Memphis	Seth Trimble	Jackson Shelstad	Adrian Wooley	Álvaro Folgueiras	Flory Bidunga	2-1
11/19	STETSON	Jackson Shelstad	Adrian Wooley	Karter Knox	Álvaro Folgueiras	Flory Bidunga	1-0
11/24	vs. Texas Tech	Jackson Shelstad	Adrian Wooley	Karter Knox	Álvaro Folgueiras	Flory Bidunga	2-0
11/26	vs. St. John's	Jackson Shelstad	Adrian Wooley	Karter Knox	Álvaro Folgueiras	Flory Bidunga	3-0
11/27	vs. Tennessee	Jackson Shelstad	Adrian Wooley	Karter Knox	Álvaro Folgueiras	Flory Bidunga	4-0
11/28	vs. Creighton						
12/1	TEXAS						
12/5	vs. Michigan						
12/12	at Kentucky						
12/16	LONG ISLAND						
12/19	EASTERN MICHIGAN						
12/30	at Virginia Tech*						
1/2	STANFORD*						
1/5	NORTH CAROLINA*						
1/9	at SMU*						
1/13	CALIFORNIA*						
1/16	at Syracuse*						
1/19	MIAMI*						
1/23	vs. Baylor						
1/27	at Boston College*						
1/30	at Georgia Tech*						
2/2	PITTSBURGH*						
2/6	WAKE FOREST*						
2/8	at North Carolina*						
2/13	SMU*						
2/15	at Virginia*						
2/21	at Florida State*						
2/24	DUKE*						
3/2	at NC State*						
3/6	CLEMSON*						

(#) running count of UofL's record with listed lineup

(*) ACC games

2026-27 GAME-BY-GAME COMPARISON

DATE	OPPONENT	FGM-A/%	3FG-A/%	FTM-A/%	OR-DR-TOT	PF	AST	TO	STL	BLK	PTS
11/2	UOFL	30-68/.441	9-35/.257	15-26/.577	18-24-42	16	17	10	12	1	84
	CHATTANOOGA	25-57/.439	12-33/.364	8-14/.571	11-27-38	19	18	18	8	1	70
11/7	UOFL	37-69/.536	13-38/.342	20-28/.714	20-39-59	17	21	7	7	6	107
	MOREHEAD STATE	21-63/.333	6-18/.333	9-14/.643	7-16-23	20	9	8	3	1	57
11/15	UOFL	29-66/.439	7-29/.241	13-23/.565	16-18-34	21	13	11	5	3	78
	at Memphis	34-59/.576	10-20/.500	20-25/.800	7-26-33	21	16	10	9	7	98
11/19	UOFL	32-66/.485	7-28/.250	12-22/.545	18-32-50	12	13	13	3	6	83
	STETSON	29-71/.408	9-29/.310	2-6/.333	10-21-31	19	16	6	7	1	69
11/24	UOFL	21-53/.396	9-24/.375	21-23/.913	14-27-41	13	12	15	1	2	72
	vs. Texas Tech	25-63/.397	6-27/.222	8-9/.889	11-17-28	20	6	6	9	1	64
-11/26	UOFL	33-66/.500	8-26/.308	19-25/.760	15-20-35	21	13	10	3	1	93
	vs. St. John's	29-56/.263	5-19/.263	27-32/.844	11-21-32	21	17	8	4	3	90
11/27	UOFL	27-57/.474	11-28/.393	19-21/.905	12-20-32	17	16	11	7	3	84
	vs. Tennessee	24-54/.444	5-16/.313	11-15/.733	11-19-30	21	11	14	4	4	64
11/28	UOFL										
	vs. Creighton										
12/1	UOFL										
	TEXAS										
12/5	UOFL										
	vs. Michigan										
12/12	UOFL										
	at Kentucky										
12/16	UOFL										
	LONG ISLAND										
12/19	UOFL										
	EASTERN MICHIGAN										
12/30	UOFL										
	at Virginia Tech										
1/2	UOFL										
	STANFORD										
1/5	UOFL										
	NORTH CAROLINA										
1/9	UOFL										
	at SMU										
1/13	UOFL										
	CALIFORNIA										
1/16	UOFL										
	at Syracuse										
1/19	UOFL										
	MIAMI										
1/23	UOFL										
	vs. Baylor										
1/27	UOFL										
	at Boston College										
1/30	UOFL										
	at Georgia Tech										
2/2	UOFL										
	PITTSBURGH										
2/6	UOFL										
	WAKE FOREST										
2/8	UOFL										
	at North Carolina										
2/13	UOFL										
	SMU										
2/15	UOFL										
	at Virginia										
2/21	UOFL										
	at Florida State										
2/24	UOFL										
	DUKE										
3/2	UOFL										
	at NC State										
3/6	UOFL										
	CLEMSON										

2026-27 SPECIALTY STATS (LISTED: UOFL-OPPONENT)

DATE	OPPONENT	HALFTIME SCORE	OFF TO	IN PAINT	SECOND CHANCE	FAST BREAK	BENCH	LARGEST LEAD	LARGEST DEFICIT	LEAD CHANGES	TIES
11/2	CHATTANOOGA	56-35	20-10	42-26	12-13	13-6	17-22	25	None	None	None
11/7	MOREHEAD STATE	46-33	10-7	48-24	28-7	10-0	56-22	53	7	3	3
11/15	at Memphis	52-41	16-10	40-36	16-15	14-14	17-19	18	20	4	2
11/19	STETSON	42-37	6-16	50-36	26-8	4-8	10-14	26	8	5	4
11/24	vs. Texas Tech	26-25	7-11	24-30	11-9	17-13	24-8	9	5	5	3
11/26	vs. St. John's	57-39	13-16	44-46	18-8	9-14	35-17	24	None	None	1
11/27	vs. Tennessee	40-28	15-12	30-32	12-9	3-3	17-15	23	3	5	6
11/28	vs. Creighton										
12/1	TEXAS										
12/5	vs. Michigan										
12/12	at Kentucky										
12/16	LONG ISLAND										
12/19	EASTERN MICHIGAN										
12/30	at Virginia Tech*										
1/2	STANFORD*										
1/5	NORTH CAROLINA*										
1/9	at SMU*										
1/13	CALIFORNIA*										
1/16	at Syracuse*										
1/19	MIAMI*										
1/23	vs. Baylor										
1/27	at Boston College*										
1/30	at Georgia Tech*										
2/2	PITTSBURGH*										
2/6	WAKE FOREST*										
2/8	at North Carolina*										
2/13	SMU*										
2/15	at Virginia*										
2/21	at Florida State*										
2/24	DUKE*										
3/2	at NC State*										
3/6	CLEMSON*										

2026-27 TEAM SUPERLATIVES

LOUISVILLE	HIGHS	LOWS
Points	107 (Morehead State, 11/7)	72 (Texas Tech, 11/24)
First-half points	57 (St. John's, 11/26)	26 (Texas Tech, 11/24)
Second-half points	61 (Morehead State, 11/7)	26 (Memphis, 11/15)
Overtime points		
Winning margin	50 (Morehead State, 11/7)	3 (St. John's, 11/26)
Field goals	37 (Morehead State, 11/7)	21 (Texas Tech, 11/24)
Field goals attempted	69 (Morehead State, 11/7)	53 (Texas Tech, 11/24)
Field goal percentage	53.6% (Morehead State, 11/7)	39.6% (Texas Tech, 11/24)
3-point field goals	13 (Morehead State, 11/7)	7 (2 times)
3-point field goals attempted	38 (Morehead State, 11/7)	24 (Texas Tech, 11/24)
3-point field goal percentage	39.3% (Tennessee, 11/27)	24.1% (Memphis, 11/15)
Free throws	21 (Texas Tech, 11/24)	12 (Stetson, 11/19)
Free throws attempted	28 (Morehead State, 11/7)	21 (Tennessee, 11/27)
Free throw percentage	91.3% (Texas Tech, 11/24)	54.5% (Stetson, 11/19)
Rebounds	59 (Morehead State, 11/7)	32 (Tennessee, 11/27)
Offensive rebounds	20 (Morehead State, 11/7)	12 (Tennessee, 11/27)
Defensive rebounds	39 (Morehead State, 11/7)	18 (Memphis, 11/15)
Assists	21 (Morehead State, 11/7)	12 (Texas Tech, 11/24)
Steals	12 (Chattanooga, 11/2)	1 (Texas Tech, 11/24)
Blocked shots	6 (2 times)	1 (St. John's, 11/26)
Turnovers	15 (Texas Tech, 11/24)	7 (Morehead State, 11/7)
Personal fouls	21 (2 times)	12 (Stetson, 11/19)

OPPONENTS	HIGHS	LOWS
Points	98 (Memphis, 11/15)	57 (Morehead State, 11/7)
First-half points	41 (Memphis, 11/15)	25 (Texas Tech, 11/24)
Second-half points	57 (Memphis, 11/15)	24 (Morehead State, 11/7)
Overtime points		
Winning margin	20 (Memphis, 11/15)	
Field goals	34 (Memphis, 11/15)	21 (Morehead State, 11/7)
Field goals attempted	71 (Stetson, 11/19)	54 (Tennessee, 11/27)
Field goal percentage	57.6% (Memphis, 11/15)	33.3% (Morehead State, 11/7)
3-point field goals	12 (Chattanooga, 11/2)	5 (2 times)
3-point field goals attempted	33 (Chattanooga, 11/2)	16 (Tennessee, 11/27)
3-point field goal percentage	50.0% (Memphis, 11/15)	22.2% (Texas Tech, 11/24)
Free throws	27 (St. John's, 11/26)	2 (Stetson, 11/19)
Free throws attempted	32 (St. John's, 11/26)	6 (Stetson, 11/19)
Free throw percentage	88.9% (Texas Tech, 11/24)	33.3% (Stetson, 11/19)
Rebounds	38 (Chattanooga, 11/2)	23 (Morehead State, 11/7)
Offensive rebounds	11 (4 times)	7 (2 times)
Defensive rebounds	27 (Chattanooga, 11/2)	17 (Texas Tech, 11/24)
Assists	18 (Chattanooga, 11/2)	6 (Texas Tech, 11/24)
Steals	9 (2 times)	3 (Morehead State, 11/7)
Blocked shots	7 (Memphis, 11/15)	1 (4 times)
Turnovers	18 (Chattanooga, 11/2)	6 (2 times)
Personal fouls	21 (3 times)	19 (2 times)

2026-27 INDIVIDUAL SUPERLATIVES

LOUISVILLE HIGHS

Points	33, Seth Trimble vs. St. John's (11/26/26)
Field goals	12, Seth Trimble vs. St. John's (11/26/26)
Field goals attempted	19, Seth Trimble vs. St. John's (11/26/26)
Field goal percentage (min. 6 att.)	.769 (10-13), Flory Bidunga vs. Stetson (11/19/26)
3-point field goals	4, 4 times
3-point field goals attempted	12, Jackson Shelstad vs. Chattanooga (11/2/26)
3-point field goal percentage (min. 4 att.)	.750 (3-4), Seth Trimble, vs. Texas Tech (11/24/26)
Free throws	8, 2 times
Free throws attempted	11, Seth Trimble vs. St. John's (11/26/26)
Free throw percentage (min. 6 att.)	1.000 (8-8), Jackson Shelstad, vs. Texas Tech (11/24/26)
Rebounds	13, Obinna Ekezie Jr. vs Morehead State (11/7/26)
Assists	7, Seth Trimble vs. Tennessee (11/27/26)
Steals	4, Adrian Wooley vs. Chattanooga (11/2/26)
Blocked shots	4, Flory Bidunga vs. Stetson (11/19/26)
Turnovers	4, 3 times
Minutes	37, Jackson Shelstad vs. Stetson (11/19/26)

OPPONENT HIGHS

Points	24, 3 times
Field goals	10, Collin Kuhl, Stetson (11/19/26)
Field goals attempted	19, Magnus Entenmann, Stetson (11/19/26)
Field goal percentage (min. 6 att.)	.714 (5-7), 3 times
3-point field goals	4, 3 times
3-point field goals attempted	9, Yonatan Levy, Chattanooga (11/2/26)
3-point field goal percentage (min. 4 att.)	.800 (4-5), Tylik Weeks, Memphis (11/15/26)
Free throws	10, Ian Jackson, St. John's (11/26/26)
Free throws attempted	11, Ian Jackson, St. John's (11/26/26)
Free throw percentage (min. 6 att.)	1.000 (7-7), Jayden Reid, Memphis (11/15/26)
Rebounds	13 DeWayne Brown II, Tennessee (11/27/26)
Assists	10, Jayden Reid, Memphis (11/15/26)
Steals	4, Jayden Reid, Memphis (11/15/26)
Blocked shots	3, 2 times
Turnovers	5, Yonatan Levy, Chattanooga (11/2/26)
Minutes	36, Cruz Davis, Texas Tech (11/24/26)

CARDINAL SPORTS NETWORK

WLCL-FM (93.9) Louisville*
WGTK-AM (970) Louisville*
WIEL-FM (106.1) Elizabethtown
WIEL-AM (1400) Elizabethtown
WFRT-FM (103.7) Frankfort
WKYL-FM (102.1) Lexington/ Lawrenceburg
WDBZ-AM (1230) Cincinnati
WKCT-FM (104.1) Bowling Green
WKCT-AM (930) Bowling Green
WVJS-FM (100.5) Owensboro
WVJS-AM (1420) Owensboro
WKLB-FM (104.5) Manchester
WKLB-AM (1290) Manchester
WYMC-FM (93.9) Mayfield
WYMC-AM (1430) Mayfield
WXKO-FM (103.5) Berea
WEKY-FM (92.5) Richmond
WEKY-AM (1340) Richmond
WKXO-AM (1500) Richmond
** denotes flagship station*

UOFL TOP INDIVIDUAL GAMES

Points
1. Seth Trimble vs. St. John's 33
2. Flory Bidunga vs. Stetson 25
3. Seth Trimble vs. Texas Tech 24
   Karter Knox vs. Texas Tech 24
5. Obinna Ekezie Jr. vs. Morehead State 20
6. Adrian Wooley vs. St. John's 19
   Adrian Wooley vs. Stetson 19
8. Seth Trimble vs. Tennessee 17
9. Seth Trimble at Memphis 16
   Jackson Shelstad at Memphis 16
   Flory Bidunga vs. Chattanooga 16

Rebounds
1. Obinna Ekezie Jr. vs Morehead State 13
2. Flory Bidunga vs. Stetson 12
3. Karter Knox vs. Chattanooga 11
4. Karter Knox vs. Stetson 10
   Adrian Wooley vs. Stetson 10
6. Flory Bidunga vs. St. John's 9
   Flory Bidunga vs. Texas Tech 9
   Álvaro Folgueiras vs. Stetson 9
   Flory Bidunga at Memphis 9
   Flory Bidunga vs. Chattanooga 9

Assists
1. Seth Trimble vs. Tennessee 7
2. Álvaro Folgueiras vs. Morehead State 6
3. Seth Trimble vs. St. John's 5
   Jackson Shelstad vs. Morehead State 5
   Seth Trimble vs. Chattanooga 5
6. Álvaro Folgueiras vs. Texas Tech 4
   Adrian Wooley at Memphis 4
   Adrian Wooley vs. Morehead State 4
9. 7 times 3

Blocked Shots
1. Flory Bidunga vs. Stetson 4
2. Obinna Ekezie Jr. vs. Stetson 2
   Seth Trimble at Memphis 2
   Flory Bidunga vs. Morehead State 2
   LJ Wells vs. Morehead State 2
   Obinna Ekezie Jr. vs. Morehead State 2
   Obinna Ekezie Jr. vs. Chattanooga 2

Steals
1. Adrian Wooley vs. Chattanooga 4
2. Flory Bidunga vs. Tennessee 3
   Flory Bidunga at Memphis 3
   Flory Bidunga vs. Chattanooga 3

Minutes Played
1. Jackson Shelstad vs. Stetson 37
2. Jackson Shelstad vs. Tennessee 35
   Álvaro Folgueiras vs. St. John's 35
   Flory Bidunga vs. Texas Tech 35
   Jackson Shelstad vs. Texas Tech 35
5. Jackson Shelstad vs. St. John's 34
   Adrian Wooley vs. St. John's 34
   Adrian Wooley vs. Stetson 34
   Jackson Shelstad at Memphis 34
   Seth Trimble at Memphis 34
   Álvaro Folgueiras vs. Chattanooga 34

GAME 1

November 2, 2026 • No. 11/11 Louisville 84, Chattanooga 70
KFC Yum! Center • Louisville, Ky.

Official Basketball Box Score - Final
Chattanooga at Louisville
11/02/26 KFC Yum! Center, Louisville, KY
2026-27 Men's Basketball

Game Time: 9:06 PM
Game Duration: 2:07
Attendance: 13,017

Officials: Bert Smith, Kellen Milner, CJ Middlebrooks

Chattanooga - 70 **Record: 0-1**

NO.	Name		Min	FG M-A	3P M-A	FT M-A	Rebounds OR	DR	TOT	Fouls PF	FD	TP	AS	TO	ST	Blocks BS	BA	+/-
18	Yonatan Levy	F	25:59	5-12	3-9	1-3	2	4	6	3	3	14	2	5	1	0	0	-2
1	Matthew Hampton	G	24:36	0-3	0-0	2-4	1	1	2	3	6	2	1	2	1	0	0	-24
4	Zach Bleshoy	G	24:48	5-7	2-3	2-2	5	2	7	3	1	14	1	3	2	0	0	-11
5	Kobe McDowell-White	G	32:41	2-5	1-3	1-2	0	6	6	1	1	6	7	2	1	0	1	-12
12	Lenny Anigbata	G	30:23	4-10	2-8	2-2	0	5	5	1	2	12	3	1	2	0	0	-13
3	Tre Powell		11:30	0-4	0-1	0-0	0	1	1	2	2	0	1	1	1	0	0	-6
7	Sean Cusano		14:22	0-1	0-1	0-0	2	1	3	3	0	0	1	0	0	1	0	-2
11	Christian Matos		17:33	4-5	2-3	0-1	0	0	0	0	1	10	1	2	0	0	0	-2
30	Josh Bowman		11:08	4-8	1-4	0-0	0	2	2	2	0	9	0	2	0	0	1	-5
34	John Fleeman		02:53	0-1	0-0	0-0	0	0	0	0	0	0	0	0	0	0	0	+7
13	Houston Holland		02:25	0-0	0-0	0-0	1	1	2	1	0	0	1	0	0	0	0	5
2	Anthony Swift		00:34	0-0	0-0	0-0	0	0	0	0	0	0	0	0	0	0	0	3
6	Caleb Hardaway		00:20	0-0	0-0	0-0	0	0	0	0	0	0	0	0	0	0	0	0
20	Liam Vitters		00:34	0-0	0-0	0-0	0	0	0	0	0	0	0	0	0	0	0	3
33	Yssam Moungalla		00:14	1-1	1-1	0-0	0	0	0	0	0	3	0	0	0	0	0	3
Team							0	4	4	0		0		0				
Totals				25-57	12-33	8-14	11	27	38	19	16	70	18	18	8	1	2	-14

Shooting By Period		
1st FG%	12-25	48.0%
3PT%	7-15	46.7%
FT%	4-8	50%
2nd FG%	13-32	40.6%
3PT%	5-18	27.8%
FT%	4-6	66.7%
GM FG%	25-57	43.9%
3PT%	12-33	36.4%
FT%	8-14	57.1%

Dead Ball Rebounds: 3, 0

Major Fouls: NONE

Louisville - 84 **Record: 1-0**

NO.	Name		Min	FG M-A	3P M-A	FT M-A	Rebounds OR	DR	TOT	Fouls PF	FD	TP	AS	TO	ST	Blocks BS	BA	+/-
7	Alvaro Folgueiras	F	34:27	3-5	2-4	2-4	2	2	4	2	3	10	3	2	0	0	0	5
40	Flory Bidunga	F	26:45	6-9	0-1	4-6	4	5	9	4	5	16	1	1	3	0	0	20
3	Jackson Shelstad	G	31:40	5-15	3-12	0-0	1	6	7	2	0	13	3	2	2	0	0	30
5	Seth Trimble	G	26:23	4-11	1-5	4-7	1	2	3	4	5	13	5	2	1	0	0	7
14	Adrian Wooley	G	27:36	7-14	1-6	0-0	2	1	3	1	0	15	3	0	4	0	1	26
1	Karter Knox		21:10	4-11	1-4	0-1	4	7	11	1	2	9	1	3	2	0	0	-1
15	Obinna Ekezie Jr.		09:14	1-1	1-1	2-2	0	0	0	1	1	5	0	0	0	2	0	-1
22	Isaac Ellis		14:02	0-2	0-2	1-4	1	0	1	1	2	1	1	0	0	0	0	-19
53	LJ Wells		08:32	0-0	0-0	2-2	2	1	3	0	1	2	0	0	0	0	0	6
6	Boyuan Zhang		00:14	0-0	0-0	0-0	0	0	0	0	0	0	0	0	0	0	0	-3
Team							1	0	1	0		0		0				
Totals				30-68	9-35	15-26	18	24	42	16	19	84	17	10	12	2	1	14

Shooting By Period		
1st FG%	21-37	56.8%
3PT%	8-19	42.1%
FT%	6-8	75%
2nd FG%	9-31	29.0%
3PT%	1-16	6.3%
FT%	9-18	50%
GM FG%	30-68	44.1%
3PT%	9-35	25.7%
FT%	15-26	57.7%

Dead Ball Rebounds: 4, 0

Major Fouls: NONE

	CHA	LOU
Biggest lead	0 (1st 20:00)	25 (1st 1:56)
Best Scoring Run	8 (1st 8:29)	10 (1st 9:43)
Lead Changes	0	
Times Tied	0	
Time with Lead	00:00	39:40

Points from	CHA	LOU
Turnovers	10	20
Paint	26	42
Second Chance	13	12
Fast Breaks	6	13
Bench	22	17

Period by Period Scoring	1st	2nd	TOT
CHA	35	35	70
LOU	56	28	84

GAME 2

November 7, 2026 • No. 11/11 Louisville 107, Morehead State 57
KFC Yum! Center • Louisville, Ky.

Official Basketball Box Score - Final
Morehead St. at Louisville
11/07/26 KFC Yum! Center, Louisville, KY
2026-27 Men's Basketball

Game Time: 12:01 PM
Game Duration: 2:05
Attendance: 13,188

Officials: Michael Roberts, Brent Hampton, Adam Flore

Morehead St. - 57 **Record: 1-2**

NO.	Name		Min	FG M-A	3P M-A	FT M-A	Rebounds OR	DR	TOT	Fouls PF	FD	TP	AS	TO	ST	Blocks BS	BA	+/-
25	Dalman Alexander	F	19:47	1-9	0-2	0-0	0	3	3	2	0	2	2	1	1	0	0	-27
33	Clayton Parker	F	27:39	6-12	4-7	3-3	1	2	3	2	4	19	1	1	0	1	2	-29
5	Vince Dawson III	G	20:51	1-5	0-1	0-0	0	1	1	2	0	2	1	1	2	0	1	-22
10	Chase Dawson	G	29:31	1-6	0-1	1-2	0	0	0	2	3	3	2	0	0	0	0	-38
23	Izaiah Day	G	24:43	4-7	1-2	0-0	1	1	2	4	2	9	2	0	0	0	0	-21
42	Tayvion Tangiora		17:52	2-4	0-0	1-2	1	0	1	1	2	5	0	0	0	0	1	-24
7	Kyrell Shaw		17:11	3-10	0-3	1-1	2	7	9	0	2	7	0	1	0	0	0	-27
1	Justin Payne		15:17	0-1	0-1	3-4	0	0	0	2	3	3	1	1	0	0	0	-29
11	Jarvis Wright		10:29	0-3	0-0	0-0	0	0	0	1	0	0	0	1	1	0	0	-12
15	Jaden Priester		11:58	1-4	0-0	0-2	2	1	3	4	1	2	0	2	0	0	2	-17
4	Malik Gillespie		02:21	0-0	0-0	0-0	0	0	0	0	0	0	0	0	0	0	0	-2
12	Jace Winkleman		02:21	2-2	1-1	0-0	0	0	0	0	0	5	0	0	0	0	0	-2
Team							0	1	1	0		0		0				
Totals				21-63	6-18	9-14	7	16	23	20	17	57	9	8	3	1	6	-50

Shooting By Period		
1st FG%	13-33	39.4%
3PT%	4-10	40.0%
FT%	3-4	75%
2nd FG%	8-30	26.7%
3PT%	2-8	25.0%
FT%	6-10	60%
GM FG%	21-63	33.3%
3PT%	6-18	33.3%
FT%	9-14	64.3%

Dead Ball Rebounds: 1, 0

Major Fouls: Payne (F1) 2nd 10:07

Louisville - 107 **Record: 2-0**

NO.	Name		Min	FG M-A	3P M-A	FT M-A	Rebounds OR	DR	TOT	Fouls PF	FD	TP	AS	TO	ST	Blocks BS	BA	+/-
7	Alvaro Folgueiras	F	22:01	4-6	2-4	0-0	2	3	5	2	2	10	6	2	0	0	0	36
40	Flory Bidunga	F	17:21	3-3	0-0	4-6	1	6	7	1	3	10	1	0	1	2	0	22
3	Jackson Shelstad	G	24:48	3-11	2-8	0-0	0	6	6	2	1	8	5	1	0	0	0	34
5	Seth Trimble	G	23:51	5-9	1-4	0-2	1	5	6	1	1	11	2	2	2	0	0	24
14	Adrian Wooley	G	22:22	3-5	1-2	5-7	5	0	5	2	5	12	4	2	2	0	1	28
15	Obinna Ekezie Jr.		24:46	8-12	3-6	1-2	3	10	13	2	2	20	1	0	0	2	0	32
1	Karter Knox		21:03	4-7	1-3	6-6	2	4	6	0	3	15	1	0	0	0	0	27
22	Isaac Ellis		16:53	3-7	2-6	2-2	2	4	6	4	2	10	1	0	1	0	0	25
53	LJ Wells		14:16	1-3	0-1	2-3	2	0	2	1	1	4	0	0	1	2	0	7
6	Boyuan Zhang		10:18	2-5	1-4	0-0	1	0	1	1	0	5	0	0	0	0	0	13
33	Will Hanke		02:21	1-1	0-0	0-0	0	1	1	1	0	2	0	0	0	0	0	2
Team							1	0	1	0		0		0				
Totals				37-69	13-38	20-28	20	39	59	17	20	107	21	7	7	6	1	50

Shooting By Period		
1st FG%	17-29	58.6%
3PT%	6-15	40.0%
FT%	6-11	54.5%
2nd FG%	20-40	50.0%
3PT%	7-23	30.4%
FT%	14-17	82.4%
GM FG%	37-69	53.6%
3PT%	13-38	34.2%
FT%	20-28	71.4%

Dead Ball Rebounds: 4, 0

Major Fouls: NONE

	MSU	LOU
Biggest lead	7 (1st 16:21)	53 (2nd 0:29)
Best Scoring Run	6 (1st 16:06)	33 (2nd 7:17)
Lead Changes	3	
Times Tied	3	
Time with Lead	06:57	32:02

Points from	MSU	LOU
Turnovers	7	10
Paint	24	48
Second Chance	7	28
Fast Breaks	0	10
Bench	22	56

Period by Period Scoring	1st	2nd	TOT
MSU	33	24	57
LOU	46	61	107

GAME 3

November 15, 2026 • RV/RV Memphis 98, No. 10/10 Louisville 78
FedEx Forum • Memphis, Tenn.

Official Basketball Box Score - Final
Louisville at Memphis
11/15/26 FedExForum, Memphis
2026-27 Men's Basketball

Game Time: 12:00 PM
Game Duration: 2:13
Attendance: 12,516

Officials: Joe Lindsay, Steven Anderson, Ron Groover

Louisville - 78 **Record: 2-1**

NO.	Name		Min	FG M-A	3P M-A	FT M-A	Rebounds OR	DR	TOT	Fouls PF	FD	TP	AS	TO	ST	Blocks BS	BA	+/-
7	Alvaro Folgueiras	F	22:06	4-6	3-5	3-4	0	4	4	5	2	14	2	3	0	0	0	-5
40	Flory Bidunga	F	29:11	3-9	0-0	1-3	4	5	9	4	3	7	1	0	3	0	4	-14
3	Jackson Shelstad	G	34:24	6-13	4-9	0-0	1	1	2	2	0	16	2	2	0	0	0	-17
5	Seth Trimble	G	34:21	6-15	0-4	4-6	2	2	4	3	7	16	2	4	2	2	1	-15
14	Adrian Wooley	G	32:29	4-9	0-5	0-0	4	1	5	1	2	8	4	2	0	0	0	-25
1	Karter Knox		23:33	4-9	0-3	3-5	4	3	7	1	4	11	2	0	0	1	2	-10
15	Obinna Ekezie Jr.		15:20	2-5	0-3	1-3	0	2	2	4	2	5	0	0	0	0	0	-5
53	LJ Wells		04:37	0-0	0-0	1-2	0	0	0	0	1	1	0	0	0	0	0	-5
22	Isaac Ellis		03:59	0-0	0-0	0-0	0	0	0	1	0	0	0	0	0	0	0	-4
Team							1	0	1	0		0		0				
Totals				29-66	7-29	13-23	16	18	34	21	21	78	13	11	5	3	7	-20

Shooting By Period		
1st FG%	18-32	56.3%
3PT%	7-14	50.0%
FT%	9-13	69.2%
2nd FG%	11-34	32.4%
3PT%	0-15	0.0%
FT%	4-10	40%
GM FG%	29-66	43.9%
3PT%	7-29	24.1%
FT%	13-23	56.5%

Dead Ball Rebounds: 5, 1

Major Fouls: NONE

Memphis - 98 **Record: 3-1**

NO.	Name		Min	FG M-A	3P M-A	FT M-A	Rebounds OR	DR	TOT	Fouls PF	FD	TP	AS	TO	ST	Blocks BS	BA	+/-
4	Tylik Weeks	F	34:45	8-15	4-5	4-5	1	4	5	4	3	24	4	4	1	0	0	22
15	Rihards Vavers	F	33:59	5-8	2-5	3-3	1	3	4	1	2	15	1	1	1	2	0	22
77	Maxim Logue	F	10:01	0-0	0-0	0-0	1	1	2	2	1	0	0	1	0	0	0	-7
0	Jayden Reid	G	32:26	8-16	1-4	7-7	1	4	5	2	5	24	10	1	4	0	2	18
5	Julius Thedford	G	33:06	5-7	2-3	4-7	0	5	5	2	4	16	0	1	2	1	0	26
1	Josh Holloway		05:45	0-2	0-0	0-0	0	1	1	1	0	0	0	1	0	0	0	-12
2	Cornelious Williams		09:58	0-0	0-0	0-0	0	1	1	2	1	0	0	0	0	0	0	1
3	Brandin Cummings		15:44	3-6	1-3	1-1	0	2	2	2	1	8	1	1	0	1	1	1
12	William Whorton		19:16	4-4	0-0	0-1	1	3	4	4	2	8	0	0	1	3	0	26
11	Cello Jackson Jr		05:00	1-1	0-0	1-1	0	0	0	1	2	3	0	0	0	0	0	3
Team							2	2	4	0		0		0				
Totals				34-59	10-20	20-25	7	26	33	21	21	98	16	10	9	7	3	20

Shooting By Period		
1st FG%	14-32	43.8%
3PT%	3-10	30.0%
FT%	10-14	71.4%
2nd FG%	20-27	74.1%
3PT%	7-10	70.0%
FT%	10-11	90.9%
GM FG%	34-59	57.6%
3PT%	10-20	50.0%
FT%	20-25	80.0%

Dead Ball Rebounds: 4, 0

Major Fouls: NONE

	LOU	MEM
Biggest lead	18 (1st 12:18)	20 (2nd 0:51)
Best Scoring Run	12 (1st 14:23)	8 (2nd 17:37)
Lead Changes	4	
Times Tied	2	
Time with Lead	22:47	15:38

Points from	LOU	MEM
Turnovers	16	10
Paint	40	36
Second Chance	16	15
Fast Breaks	14	14
Bench	17	19

Period by Period Scoring	1st	2nd	TOT
LOU	52	26	78
MEM	41	57	98

GAME 4

November 19, 2026 • No. 23/18 Louisville 83, Stetson 69
KFC Yum! Center • Louisville, Ky.

Official Basketball Box Score - Final
Stetson at Louisville
11/19/26 KFC Yum! Center, Louisville, KY
2026-27 Men's Basketball

Game Time: 8:02 PM
Game Duration: 2:07
Attendance: 12,706

Officials: Bert Smith, Pat Driscoll, Ryan Sassano

Stetson - 69 **Record: 1-5**

NO.	Name		Min	FG M-A	3P M-A	FT M-A	Rebounds OR	DR	TOT	Fouls PF	FD	TP	AS	TO	ST	Blocks BS	BA	+/-
0	Makhi Myles	F	12:24	1-2	1-1	0-0	0	3	3	3	1	3	2	1	1	0	0	-4
9	Collin Kuhl	F	29:57	10-16	4-8	0-0	1	3	4	4	0	24	1	2	1	0	1	3
13	Alex Doyle	F	30:03	1-6	0-4	1-2	1	1	2	1	0	3	1	1	1	1	0	-5
43	Magnus Entenmann	F	31:00	7-19	1-6	0-0	1	5	6	1	5	15	2	0	0	0	2	-21
5	Thiago Sucatzky	G	34:01	5-10	0-1	0-0	0	2	2	2	1	10	6	1	0	0	0	-3
23	Roman Miller		09:53	0-2	0-0	0-0	0	1	1	2	0	0	0	0	0	1	0	-10
51	Sean Morgan		16:24	2-6	2-5	0-0	0	4	4	0	0	6	0	0	0	0	1	-14
21	Finley Sheridan		03:55	0-2	0-1	0-0	3	0	3	2	1	0	0	0	0	0	0	-11
1	Jean-Ernest BOYOMO KEEDI		12:32	2-3	0-0	0-1	2	1	3	3	1	4	0	0	2	0	1	-2
4	Daniel Macgregor		03:41	0-2	0-1	0-0	1	0	1	0	0	0	0	0	0	0	0	-9
24	Bankston Pourchier		03:32	0-1	0-0	0-0	0	0	0	1	0	0	0	0	0	0	1	-1
77	Mason Fuentes		12:38	1-2	1-2	1-3	0	1	1	0	2	4	4	0	1	0	0	7
Team							1	0	1	0		0		1				
Totals				29-71	9-29	2-6	10	21	31	19	11	69	16	6	7	1	6	-14

Shooting By Period		
1st FG%	15-32	46.9%
3PT%	7-15	46.7%
FT%	0-1	0%
2nd FG%	14-39	35.9%
3PT%	2-14	14.3%
FT%	2-5	40%
GM FG%	29-71	40.8%
3PT%	9-29	31.0%
FT%	2-6	33.3%

Dead Ball Rebounds: 3, 1

Major Fouls: Sucatzky (TF) 1st 8:05

Louisville - 83 **Record: 3-1**

NO.	Name		Min	FG M-A	3P M-A	FT M-A	Rebounds OR	DR	TOT	Fouls PF	FD	TP	AS	TO	ST	Blocks BS	BA	+/-
7	Alvaro Folgueiras	F	25:20	2-8	2-6	1-2	3	6	9	1	2	7	3	3	1	0	0	3
40	Flory Bidunga	F	31:31	10-13	0-1	5-8	5	7	12	0	7	25	3	4	0	4	1	19
1	Karter Knox	G	20:26	6-11	1-3	1-2	2	8	10	3	2	14	0	2	0	0	0	0
3	Jackson Shelstad	G	36:52	3-9	1-6	1-2	0	1	1	1	0	8	2	0	1	0	0	12
14	Adrian Wooley	G	33:47	8-15	3-9	0-2	5	5	10	1	3	19	1	2	0	0	0	22
15	Obinna Ekezie Jr.		16:13	1-4	0-1	2-3	0	2	2	3	2	4	0	1	0	2	0	12
22	Isaac Ellis		18:32	1-3	0-1	0-0	1	2	3	2	0	2	3	0	0	0	0	-2
53	LJ Wells		06:56	1-1	0-0	2-3	0	1	1	1	2	4	0	0	1	0	0	-6
6	Boyuan Zheng		10:23	0-2	0-1	0-0	1	0	1	0	0	0	1	0	0	0	0	10
Team							1	0	1	0		0		1				
Totals				32-66	7-28	12-22	18	32	50	12	18	83	13	13	3	6	1	14

Shooting By Period		
1st FG%	15-30	50.0%
3PT%	3-14	21.4%
FT%	9-14	64.3%
2nd FG%	17-36	47.2%
3PT%	4-14	28.6%
FT%	3-8	37.5%
GM FG%	32-66	48.5%
3PT%	7-28	25.0%
FT%	12-22	54.5%

Dead Ball Rebounds: 4, 1

Major Fouls: Knox (TF) 2nd 16:22

	STE	LOU
Biggest lead	8 (1st 11:27)	26 (2nd 8:24)
Best Scoring Run	12 (1st 11:27)	10 (2nd 10:13)
Lead Changes	5	
Times Tied	4	
Time with Lead	08:29	28:02

Points from	STE	LOU
Turnovers	16	6
Paint	36	50
Second Chance	8	26
Fast Breaks	8	4
Bench	14	10

Period by Period Scoring	1st	2nd	TOT
STE	37	32	69
LOU	42	41	83

GAME 5

November 24, 2026 • No. 25/23 Louisville 72, No. 5/6 Texas Tech 64
Michelob ULTRA Arena • Las Vegas, Nev.

Official Basketball Box Score - Final
Texas Tech at Louisville
11/24/26 Michelob ULTRA Arena, Las Vegas
2026-27 Men's Basketball

Game Time: 5:00 PM
Game Duration: 2:14

Officials: Kipp Kissinger, Justin Shamion, Ron Groover

Texas Tech - 64 Record: 5-1

NO.	Name		Min	FG M-A	3P M-A	FT M-A	Rebounds OR	DR	TOT	Fouls PF	FD	TP	AS	TO	ST	Blocks BS	BA	+/-
5	Darrion Williams	F	32:59	5-11	3-6	4-4	1	5	6	4	4	17	2	2	1	0	0	-3
12	Donovan Atwell	F	26:48	1-7	1-7	2-3	0	0	0	3	1	5	0	0	2	0	0	-1
55	Jamichael Stillwell	F	30:47	3-8	0-1	0-0	3	1	4	4	0	6	1	0	0	1	0	-12
3	Cruz Davis	G	36:02	5-15	1-7	0-0	0	3	3	3	5	11	1	1	3	0	2	-8
4	Dra Gibbs-Lawhorn	G	33:52	7-17	1-5	2-2	2	0	2	1	3	17	1	2	1	0	0	-12
1	Damarion Dennis		20:59	3-4	0-1	0-0	1	3	4	0	0	6	1	0	2	0	0	2
2	Josiah Moseley		11:27	1-1	0-0	0-0	1	2	3	4	0	2	0	1	0	0	0	6
0	DaKari Spear		03:58	0-0	0-0	0-0	0	0	0	1	0	0	0	0	0	0	0	-4
7	Amari Barrett		03:08	0-0	0-0	0-0	0	0	0	0	0	0	0	0	0	0	0	-8
Team							3	3	6	0		0		0				
Totals				25-63	6-27	8-9	11	17	28	20	13	64	6	6	9	1	2	-8

Shooting By Period		
1st FG%	9-27	33.3%
3PT%	3-13	23.1%
FT%	4-4	100%
2nd FG%	16-36	44.4%
3PT%	3-14	21.4%
FT%	4-5	80%
GM FG%	25-63	39.7%
3PT%	6-27	22.2%
FT%	8-9	88.9%

Dead Ball Rebounds: 1, 0

Major Fouls: NONE

Louisville - 72 Record: 4-1

NO.	Name		Min	FG M-A	3P M-A	FT M-A	Rebounds OR	DR	TOT	Fouls PF	FD	TP	AS	TO	ST	Blocks BS	BA	+/-
7	Alvaro Folgueiras	F	24:49	0-3	0-3	0-0	0	4	4	2	0	0	4	3	0	0	0	6
40	Flory Bidunga	F	34:43	3-6	0-0	2-2	6	3	9	1	2	8	3	3	0	1	0	7
1	Karter Knox	G	30:18	9-13	4-7	2-2	1	6	7	1	2	24	2	2	0	0	0	14
3	Jackson Shelstad	G	34:36	1-5	1-5	8-8	0	7	7	1	4	11	1	0	0	1	0	9
14	Adrian Wooley	G	28:42	1-11	1-4	2-2	2	1	3	2	4	5	0	1	1	0	1	-6
5	Seth Trimble		32:22	7-13	3-4	7-9	2	2	4	4	8	24	2	3	0	0	0	10
15	Obinna Ekezie Jr.		13:23	0-2	0-1	0-0	0	3	3	1	0	0	0	2	0	0	0	0
53	LJ Wells		01:07	0-0	0-0	0-0	0	0	0	1	0	0	0	0	0	0	0	0
Team							3	1	4	0		0		1				
Totals				21-53	9-24	21-23	14	27	41	13	20	72	12	15	1	2	1	8

Shooting By Period		
1st FG%	8-20	40.0%
3PT%	4-8	50.0%
FT%	6-8	75%
2nd FG%	13-33	39.4%
3PT%	5-16	31.3%
FT%	15-15	100%
GM FG%	21-53	39.6%
3PT%	9-24	37.5%
FT%	21-23	91.3%

Dead Ball Rebounds: 3, 0

Major Fouls: NONE

	TTU	LOU
Biggest lead	5 (1st 17:15)	9 (2nd 10:30)
Best Scoring Run	7 (1st 12:02)	8 (1st 2:40)
Lead Changes	5	
Times Tied	3	
Time with Lead	12:29	25:15

Points from	TTU	LOU
Turnovers	11	7
Paint	30	24
Second Chance	9	11
Fast Breaks	13	17
Bench	8	24

Period by Period Scoring	1st	2nd	TOT
TTU	25	39	64
LOU	26	46	72

GAME 6

November 26, 2026 • No. 25/23 Louisville 93, No. 13/13 St. John's 90
Michelob ULTRA Arena • Las Vegas, Nev.

Official Basketball Box Score - Final
Louisville at St. John's (NY)
11/26/26 Michelob ULTRA Arena, Las Vegas
2026-27 Men's Basketball

Game Time: 6:00 PM
Game Duration: 2:26

Officials: Ronald Groover, Tommy Johnson, Nathan Farrell

Louisville - 93 Record: 5-1

NO.	Name		Min	FG M-A	3P M-A	FT M-A	Rebounds OR	DR	TOT	Fouls PF	FD	TP	AS	TO	ST	Blocks BS	BA	+/-
7	Alvaro Folgueiras	F	34:32	1-5	0-2	0-0	2	6	8	3	0	2	2	1	1	0	1	3
40	Flory Bidunga	F	29:56	5-7	0-0	2-2	5	4	9	4	3	12	2	2	1	1	0	2
1	Karter Knox	G	22:03	4-9	1-5	6-6	1	1	2	4	5	15	2	1	0	0	0	3
3	Jackson Shelstad	G	34:28	4-10	2-8	0-0	0	2	2	1	1	10	1	2	0	0	0	1
14	Adrian Wooley	G	34:20	6-14	4-8	3-4	1	3	4	3	2	19	1	2	0	0	0	0
5	Seth Trimble		32:06	12-19	1-3	8-11	2	2	4	0	8	33	5	0	1	0	1	4
15	Obinna Ekezie Jr.		07:20	1-2	0-0	0-0	0	0	0	4	0	2	0	0	0	0	1	3
53	LJ Wells		05:15	0-0	0-0	0-2	1	0	1	2	2	0	0	0	0	0	0	-1
Team							3	2	5	0		0		0		2		
Totals				33-66	8-26	19-25	15	20	35	21	21	93	13	10	3	1	3	3

Shooting By Period		
1st FG%	22-37	59.5%
3PT%	6-14	42.9%
FT%	7-9	77.8%
2nd FG%	11-29	37.9%
3PT%	2-12	16.7%
FT%	12-16	75%
GM FG%	33-66	50.0%
3PT%	8-26	30.8%
FT%	19-25	76.0%

Dead Ball Rebounds: 3, 0

Major Fouls: Ekezie Jr. (TF) 1st 2:25 Shelstad (TF) 2nd 0:13

St. John's (NY) - 90 Record: 6-1

NO.	Name		Min	FG M-A	3P M-A	FT M-A	Rebounds OR	DR	TOT	Fouls PF	FD	TP	AS	TO	ST	Blocks BS	BA	+/-
17	Rubén Prey	F	32:13	4-8	1-3	4-6	1	4	5	4	3	13	4	4	1	1	0	2
4	Quinn Ellis	G	39:08	6-9	0-3	4-4	1	1	2	2	2	16	6	2	1	1	0	-2
7	Keyshawn Hall	G	34:21	6-14	1-1	4-5	5	5	10	1	6	17	4	2	1	0	0	0
11	Ian Jackson	G	32:05	4-8	0-3	10-11	0	3	3	3	3	18	0	0	0	0	0	-6
24	Tounde Yessoufou	G	14:53	3-5	1-3	2-2	0	1	1	4	3	9	0	0	0	1	0	6
13	Reed Bailey		05:58	0-1	0-0	0-0	0	0	0	3	0	0	0	0	0	0	0	-7
31	Lefteris Liotopoulos		08:48	0-0	0-0	1-2	0	0	0	1	1	1	0	0	0	0	0	2
8	Zsombor Maronka		13:29	1-3	0-2	0-0	1	3	4	0	0	2	2	0	0	0	0	-7
23	Theo Edema		03:30	0-1	0-0	0-0	0	0	0	3	0	0	1	0	1	0	1	-2
0	Babacar Sane		15:35	5-7	2-4	2-2	0	2	2	0	1	14	0	0	0	0	0	-1
Team							3	2	5	0		0		0				
Totals				29-56	5-19	27-32	11	21	32	21	19	90	17	8	4	3	1	-3

Shooting By Period		
1st FG%	14-33	42.4%
3PT%	0-10	0.0%
FT%	11-13	84.6%
2nd FG%	15-23	65.2%
3PT%	5-9	55.6%
FT%	16-19	84.2%
GM FG%	29-56	51.8%
3PT%	5-19	26.3%
FT%	27-32	84.4%

Dead Ball Rebounds: 1, 0

Major Fouls: NONE

	LOU	SJU
Biggest lead	24 (2nd 14:59)	0 (1st 20:00)
Best Scoring Run	7 (1st 17:31)	11 (2nd 1:58)
Lead Changes	0	
Times Tied	1	
Time with Lead	39:12	00:00

Points from	LOU	SJU
Turnovers	13	16
Paint	44	46
Second Chance	18	8
Fast Breaks	9	14
Bench	35	17

Period by Period Scoring	1st	2nd	TOT
LOU	57	36	93
SJU	39	51	90

GAME 7

November 27, 2026 • No. 25/23 Louisville 84, No. 9/11 Tennessee 64
Michelob ULTRA Arena • Las Vegas, Nev.

Official Basketball Box Score - Final
Tennessee at Louisville
11/27/26 Michelob ULTRA Arena, Las Vegas
2026-27 Men's Basketball

Game Time: 6:00 PM
Game Duration: 2:18

Officials: Jeffery Anderson, Ronald Groover, Doug Shows

Tennessee - 64 Record: 7-1

NO.	Name		Min	FG M-A	3P M-A	FT M-A	Rebounds OR	DR	TOT	Fouls PF	FD	TP	AS	TO	ST	Blocks BS	BA	+/-
6	DeWayne Brown II	F	31:18	4-8	0-0	0-0	6	7	13	2	1	8	0	3	0	1	1	-13
25	Miles Rubin	C	23:30	3-4	0-0	0-0	0	3	3	4	0	6	1	2	1	3	0	-9
2	Juke Harris	G	25:35	5-8	2-4	1-1	1	4	5	3	1	13	0	1	1	0	0	-12
3	Terrence Hill Jr.	G	29:01	5-10	1-4	2-4	0	2	2	1	7	13	6	2	0	0	0	-20
4	Dai Dai Ames	G	28:01	4-7	1-2	0-0	0	0	0	3	0	9	2	2	0	0	0	-15
0	Braedan Lue		13:43	0-4	0-1	0-0	1	0	1	3	0	0	0	0	2	0	0	-7
10	Jalen Haralson		22:02	2-7	0-0	6-8	1	1	2	3	6	10	0	3	0	0	2	-9
7	Tyler Lundblade		13:24	0-2	0-2	2-2	0	0	0	1	1	2	0	1	0	0	0	-15
24	Troy Henderson		12:09	0-3	0-2	0-0	0	1	1	0	1	0	2	0	0	0	0	0
1	Manny Green		01:17	1-1	1-1	0-0	0	0	0	1	0	3	0	0	0	0	0	0
Team							2	1	3	0		0		0				
Totals				24-54	5-16	11-15	11	19	30	21	17	64	11	14	4	4	3	-20

Shooting By Period		
1st FG%	11-26	42.3%
3PT%	3-10	30.0%
FT%	3-4	75%
2nd FG%	13-28	46.4%
3PT%	2-6	33.3%
FT%	8-11	72.7%
GM FG%	24-54	44.4%
3PT%	5-16	31.3%
FT%	11-15	73.3%

Dead Ball Rebounds: 1, 0

Major Fouls: Haralson (TF) 2nd 6:54

Louisville - 84 Record: 6-1

NO.	Name		Min	FG M-A	3P M-A	FT M-A	Rebounds OR	DR	TOT	Fouls PF	FD	TP	AS	TO	ST	Blocks BS	BA	+/-
7	Alvaro Folgueiras	F	26:41	4-7	4-7	3-4	0	1	1	3	2	15	3	2	0	1	0	15
40	Flory Bidunga	F	28:47	5-8	0-0	3-4	1	6	7	4	2	13	0	1	3	1	2	19
1	Karter Knox	G	29:21	5-10	0-2	4-4	0	3	3	3	6	14	1	4	2	0	1	18
3	Jackson Shelstad	G	34:57	5-12	4-9	0-0	2	1	3	1	0	14	3	0	0	0	1	15
14	Adrian Wooley	G	31:05	3-7	2-4	3-3	4	0	4	2	5	11	2	1	1	0	0	9
5	Seth Trimble		26:10	5-9	1-3	6-6	0	4	4	2	4	17	7	2	1	0	0	24
15	Obinna Ekezie Jr.		14:55	0-3	0-2	0-0	0	4	4	1	0	0	0	1	0	1	0	9
53	LJ Wells		06:08	0-0	0-0	0-0	1	0	1	1	1	0	0	0	0	0	0	-7
6	Boyuan Zhang		01:35	0-1	0-1	0-0	0	0	0	0	0	0	0	0	0	0	0	-2
33	Will Hanke		00:21	0-0	0-0	0-0	0	0	0	0	0	0	0	0	0	0	0	0
Team							4	1	5	0		0		0				
Totals				27-57	11-28	19-21	12	20	32	17	20	84	16	11	7	3	4	20

Shooting By Period		
1st FG%	13-31	41.9%
3PT%	9-19	47.4%
FT%	5-5	100%
2nd FG%	14-26	53.8%
3PT%	2-9	22.2%
FT%	14-16	87.5%
GM FG%	27-57	47.4%
3PT%	11-28	39.3%
FT%	19-21	90.5%

Dead Ball Rebounds: 1, 2

Major Fouls: NONE

	TEN	LOU
Biggest lead	3 (1st 19:34)	23 (2nd 0:44)
Best Scoring Run	7 (1st 15:59)	9 (1st 17:25)
Lead Changes	5	
Times Tied	6	
Time with Lead	03:29	32:54

Points from	TEN	LOU
Turnovers	12	15
Paint	32	30
Second Chance	9	12
Fast Breaks	3	3
Bench	15	17

Period by Period Scoring	1st	2nd	TOT
TEN	28	36	64
LOU	40	44	84

2026-27 CUMULATIVE STATISTICS

2026-27 Louisville Men's Basketball
Combined Team Statistics
All games

as of Nov 28, 2026

Game Records

Record	Overall	Home	Away	Neutral
ALL GAMES	6-1	3-0	0-1	3-0
CONFERENCE	0-0	0-0	0-0	0-0
NON-CONFERENCE	6-1	3-0	0-1	3-0

Score by Periods

Team	1st	2nd	OT	TOT
Louisville	319	282	0	601
Opponents	238	274	0	512

Team Box Score

No.	Player				Total		3-Point		F-Throw		Rebounds											
		GP-GS	MIN	AVG	FG-FGA	FG%	3FG-3FGA	3FG%	FT-FTA	FT%	OFF	DEF	TOT	AVG	PF	DQ	A	TO	BLK	STL	PTS	AVG
5	TRIMBLE, Seth	6-3	175:13	29.2	39-76	.513	7-23	.304	29-41	.707	8	17	25	4.2	14	0	23	13	2	7	114	19.0
1	KNOX, Karter	7-4	167:54	24.0	36-70	.514	8-27	.296	22-26	.846	14	32	46	6.6	13	0	9	12	1	4	102	14.6
40	BIDUNGA, Flory	7-7	198:13	28.3	35-55	.636	0-2	.000	21-31	.677	26	36	62	8.9	18	0	11	11	9	11	91	13.0
14	WOOLEY, Adrian	7-7	210:21	30.0	32-75	.427	12-38	.316	13-18	.722	23	11	34	4.9	12	0	15	10	0	8	89	12.7
3	SHELSTAD, Jackson	7-7	231:45	33.1	27-75	.360	17-57	.298	9-10	.900	4	24	28	4.0	10	0	17	7	1	3	80	11.4
7	FOLGUEIRAS, Alvaro	7-7	189:56	27.1	18-40	.450	13-31	.419	9-14	.643	9	26	35	5.0	18	1	23	16	1	2	58	8.3
15	EKEZIE JR., Obinna	7-0	101:11	14.5	13-29	.448	4-14	.286	6-10	.600	3	21	24	3.4	16	0	1	4	7	0	36	5.1
22	ELLIS, Isaac	4-0	53:26	13.4	4-12	.333	2-9	.222	3-6	.500	4	6	10	2.5	8	0	5	0	0	1	13	3.3
53	WELLS, LJ	7-0	46:50	6.7	2-4	.500	0-1	.000	7-12	.583	6	2	8	1.1	6	0	0	0	2	2	11	1.6
6	ZHANG, Boyuan	4-0	22:29	5.6	2-8	.250	1-6	.167	0-0	.000	2	0	2	0.5	1	0	1	0	0	0	5	1.3
33	HANKE, Will	2-0	02:42	1.4	1-1	1.000	0-0	.000	0-0	.000	0	1	1	0.5	1	0	0	0	0	0	2	1.0
Team											14	4	18					4				
Total		**7**	**1400**		**209-445**	**.470**	**64-208**	**.308**	**119-168**	**.708**	**113**	**180**	**293**	**41.9**	**117**	**1**	**105**	**77**	**23**	**38**	**601**	**85.9**
Opponents		**7**	**1400**		**187-423**	**.442**	**53-162**	**.327**	**85-115**	**.739**	**68**	**147**	**215**	**30.7**	**141**	**0**	**93**	**70**	**18**	**44**	**512**	**73.1**

Team Statistics

	LOU	OPP
Scoring	**601**	**512**
Points per game	85.9	73.1
Scoring margin	+12.7	-
Field goals-att	**209-445**	**187-423**
Field goal pct	.470	.442
3 point fg-att	**64-208**	**53-162**
3-point FG pct	.308	.327
3-pt FG made per game	9.1	7.6
Free throws-att	**119-168**	**85-115**
Free throw pct	.708	.739
F-Throws made per game	17.0	12.1
Rebounds	**293**	**215**
Rebounds per game	41.9	30.7
Rebounding margin	+11.1	-
Assists	**105**	**93**
Assists per game	15.0	13.3
Turnovers	**77**	**70**
Turnovers per game	11.0	10.0
Turnover margin	-1.0	-
Assist/turnover ratio	1.4	1.3
Steals	**38**	**44**
Steals per game	5.4	6.3
Blocks	**23**	**18**
Blocks per game	3.3	2.6
Winning streak	**4**	**-**
Home win streak	3	-
Attendance	**38911**	**12516**
Home games-Avg/Game	3-12970	1-12516
Neutral site-Avg/Game	-	3-2504

Team Results

Date	Opponent		Score	Att.
11/02/2026	Chattanooga	W	84-70	13017
11/07/2026	Morehead St.	W	107-57	13188
11/15/2026	at Memphis	L	78-98	12516
11/19/2026	Stetson	W	83-69	12706
11/24/2026	vs Texas Tech	W	72-64	4432
11/26/2026	vs St. John's (NY)	W	93-90	3081
11/27/2026	vs Tennessee	W	84-64	0

LOUISVILLE VS. CREIGHTON ALL-TIME SERIES

Won 1, Lost 3
Home 1-0, Away 0-0, Neutral 0-3
Louisville wins in bold italics

Date	***UL***	***CU***
March 16, 1974 (N)*	71	80
Dec. 29, 1976 (H)#	***69***	***66***
March 11, 1999 (N)^	58	62
March 20, 2025 (N)@	75	89

*NCAA Midwest Regional (Tulsa, Okla.)
Louisville Holiday Classic
^ NCAA South Regional (Orlando, Fla.)
@ NCAA South Regional (Lexington, Ky.)

2026-27 LOUISVILLE CARDINALS



1 | Karter Knox
Jr. | G | 6-6 | 220



3 | Jackson Shelstad
Sr. | G | 6-1 | 185



5 | Seth Trimble
5th | G | 6-3 | 200



6 | Boyuan Zhang
Fr. | F | 6-9 | 220



7 | Álvaro Folgueiras
Sr. | F | 6-10 | 230



11 | De'Shayne Montgomery
Sr. | G | 6-4 | 200



14 | Adrian Wooley
Jr. | G | 6-4 | 205



15 | Obinna Ekezie Jr.
Fr. | C | 7-2 | 240



22 | Isaac Ellis
Fr. | G | 6-1 | 185



33 | Will Hanke
So. | G | 6-4 | 210



40 | Flory Bidunga
Jr. | F | 6-9 | 235



45 | Gabe Dynes
Sr. | C | 7-5 | 230



53 | LJ Wells
5th | F | 6-8 | 220