



# LOUISVILLE



## LOUISVILLE CARDINALS

10-3, 7-1 ACC



## USC TROJANS

7-5, 5-4 Pac-12



### GAME 14 | WEDNESDAY, DEC. 27, 2023 | 8:05 P.M. | SAN DIEGO, CALIF. | PETCO PARK | FOX

- The University of Louisville earned its first appearance in the Holiday Bowl when it takes on USC on Wednesday, Dec. 27 at 8 p.m. in Petco Park in San Diego, Calif. Gus Johnson, Joel Klatt and Jenny Taft will call the action for Fox.
- Louisville is making its third-straight bowl appearance and the first under head coach Jeff Brohm. The Cardinals are 12-12-1 all-time during the bowl season and have won two of their last three bowl games.
- Louisville went 10-3 overall and 7-1 in conference play in the regular season, and is looking to secure its first 11-win season since 2013 and the sixth in school history.
- It will be the Cards first appearance in the Holiday Bowl, and the first bowl game in the state of California since a 24-24 tie with Long Beach State in the Pasadena Bowl on Dec. 19, 1970.
- This is the first-ever meeting on the gridiron between USC and Louisville.
- The Cardinals dropped a 16-6 decision to No. 4 Florida State in its first appearance in the Atlantic Coast Conference title game on Dec. 2.
- Louisville limited FSU to just 219 yards of total offense, including 55 yards through the air, but gave up three Ryan Fitzgerald field goals and a two-yard touchdown by Lawrance Toafili, who rushed for 118 yards.
- One of the top offensive teams in the country, the Cards were held to a season low 188 yards of total offense in the loss – the first time being held under 200 yards of offense since a 17-10 loss to West Virginia during the 2010 season.
- Defensive lineman Ashton Gillotte earned All-American honors by The Athletic and Sports Illustrated after recording 11.0 sacks, the most by a UofL player since Devonte Fields registered 11.0 during the 2015 campaign. A first team All-ACC selection, Gillotte also was credited with a team high 14.5 tackles for loss and three forced fumbles.
- Running back Jawhar Jordan recorded the 23rd 1,000-yard rushing season in school history, totaling 1,128 yards and 13 touchdowns – the most rushing yards by a running back since 2019.



### LOUISVILLE

- **2023 Record:** 10-3, 7-1 ACC
- **Last Game:** L, 6-16 to Florida State
- **Streak:** L2
- **AP Rank:** No. 16
- **Coaches Poll Rank:** No. 15
- **Head Coach:** Jeff Brohm
- **Louisville Record:** 10-3
- **Career Record:** 76-47
- **Record vs. USC:** 0-0

### USC

- **2023 Record:** 7-5, 5-4 Pac-12
- **Last Game:** L, 20-38 to UCLA
- **Streak:** L3
- **AP Rank:** NR
- **Coaches Poll Rank:** NR
- **Head Coach:** Lincoln Riley
- **USC Record:** 18-8
- **Career Record:** 73-18
- **Record vs. Louisville:** 0-0

### SERIES HISTORY

**All-Time Series:** First Meeting  
**At Louisville:** Never  
**At USC:** Never  
**Neutral Site:** First Meeting  
**Current Streak:** First Meeting

### TV INFORMATION



**Play-by-Play:** Gus Johnson  
**Analyst:** Joel Klatt  
**Sideline:** Jenny Taft

### RADIO INFORMATION

**Louisville Sports Properties**  
**Play-by-Play:** Paul Rogers  
**Analyst:** Jody Demling  
**Pre/Post-Game:** Mark Ennis

### BY THE NUMBERS

# 6

The Cards are looking for only their sixth 11-win season and the first since 2013 when Louisville went 12-1 and won the Russell Athletic Bowl.

# 13

Jawhar Jordan has rushed for 13 touchdowns this season, which is tied for 19th nationally. He needs two more to move into ninth place for TDs in a season.

# 19

The Cardinals are playing in their 19th different bowl game when facing USC in the Holiday Bowl.

### 2023 LOUISVILLE FOOTBALL SCHEDULE

O: 10-3 | Home: 6-1 | Away: 2-1 | Neut: 2-1

Sept. 1	vs. Georgia Tech*	ESPN	W, 39-34	Cards battle back from 28-13 deficit
Sept. 7	Murray State	ACCN	W, 56-0	Cards record shutout
Sept. 16	vs. Indiana	Big Ten	W, 21-14	Goal-line stands
Sept. 23	Boston College*	ACCN	W, 56-28	Plummer tosses 5 touchdowns passes
Sept. 29	at NC State*	ESPN	W, 13-10	Travelstead boots school record field goal
Oct. 7	#10 Notre Dame	ABC	W, 33-20	Cards force 5 turnovers
Oct. 14	at Pitt*	CW	L, 21-38	Three turnovers cause first defeat
Oct. 28	#20 Duke*	ESPN	W, 23-0	Cards record second shutout
Nov. 4	Virginia Tech*	ACCN	W, 34-3	VT held to 140 yards of total offense
Nov. 9	Virginia*	ESPN	W, 31-24	Cards overcome third-quarter deficit
Nov. 18	at Miami*	ABC	W, 38-31	Plummer throws 3 touchdown passes
Nov. 25	Kentucky	ABC	L, 31-38	Cards waste 10-point lead
Dec. 2	vs. Florida State* &	ABC	L, 6-16	FSU holds Cards to 188 yards of total offense
Dec. 27	vs. USC#	FOX	8 p.m.	Cards and Trojans meet for the 1st time

\*Denotes ACC Game | All Times are Eastern | ^ ACC Championship & Charlotte, N.C | #San Diego, Calif.



**QUICK FACTS**

**LOUISVILLE CARDINALS**

**UNIVERSITY INFORMATION**

Location: ..... Louisville, Ky.  
 Founded: ..... 1798  
 Enrollment: ..... 23,000  
 President: ..... Dr. Kim Schatzel  
 Athletics Director: ..... Josh Heird  
 Conference: ..... Atlantic Coast Conference  
 Nickname: ..... Cardinals  
 Colors: ..... Cardinal Red and Black  
 Stadium: ..... L&N Stadium  
 Year Opened: ..... 1998  
 Playing Surface: ..... Field Turf  
 Official Website: ..... GoCards.com  
 Athletics/Football Twitter Handles: ..... @GoCards/@LouisvilleFB

**FOOTBALL INFORMATION**

2023 Record: ..... 10-3  
 ACC Record: ..... 7-1  
 Last Bowl: ..... Fenway Bowl, 2022  
 All-Time Bowl Record: ..... 12-12-1

**COACHING STAFF**

Head Coach ..... Jeff Brohm  
 Offensive Coordinator/Quarterbacks: ..... Brian Brohm  
 Defensive Coordinator: ..... Ron English  
 Offensive Line: ..... Richard Owens  
 Running Backs: ..... Chris Barclay  
 Tight Ends: ..... Ryan Wallace  
 Wide Receivers: ..... Garrick McGee  
 Cornerbacks: ..... Steve Ellis  
 Defensive Line: ..... Mark Hagen  
 Linebackers: ..... Mark Ivey  
 Special Teams: ..... Karl Maslowski

**SCHEDULE | RESULTS (10-3, 7-1 ACC)**

Date..... Opponent..... Result ..... Score..... TV..... Attend  
 Sept. 1..... vs. Georgia Tech\*^ ..... W ..... 39-34 ..... ESPN..... 36,101  
 Sept. 7..... Murray State ..... W ..... 56-0 ..... ACC+ ..... 45,273  
 Sept. 16..... vs. Indiana& ..... W ..... 21-14 ..... Big Ten.22,840  
 Sept. 23..... Boston College\* ..... W ..... 56-28 ..... ACC ..... 48,294  
 Sept. 29..... at NC State\* ..... W ..... 13-10 ..... ESPN..... 56,919  
 Oct. 7..... #10 Notre Dame ..... W ..... 33-20 ..... ABC ..... 59,081  
 Oct. 14..... at Pittsburgh\* ..... L ..... 21-38 ..... CW ..... 46,296  
 Oct. 28..... #20 Duke\* ..... W ..... 23-0 ..... ABC ..... 52,319  
 Nov.4..... Virginia Tech ..... W ..... 34-3 ..... ACC ..... 49,945  
 Nov. 9..... Virginia\* ..... W ..... 31-24 ..... ESPN..... 44,628  
 Nov. 18..... at Miami\* ..... W ..... 38-31 ..... ABC ..... 44,996  
 Nov. 25..... Kentucky ..... L ..... 31-38 ..... ABC ..... 59,225  
 Dec. 2..... vs. No. 4 Florida St%..L..... 6-16 ..... ABC ..... 62,314

\*ACC Conference Game

^ Atlanta, Ga. (Mercedes-Benz) | & Indianapolis, Ind. (Lucas Oil)

% Charlotte, N.C. (Bank of America)

**STATISTICAL LEADERS**

**RUSHING**

Name	Att	Yds	Avg.	TD
Isaac Guerendo	109	649	6.0	8
Maurice Turner	51	251	4.9	1

**PASSING**

Name	C-A-I	Yds	Pct.	TD
Jack Plummer	235-370-12	3063	63.5	21

**RECEIVING**

Name	No	Yds	Avg.	TD
Jamari Thrash	63	858	13.6	6
Chris Bell	26	386	14.8	2

**TACKLES**

Name	Tot	TFL	S
T.J. Quinn	30-57-87	2.5-10	0.5-5

**USC TROJANS**

**UNIVERSITY INFORMATION**

Location: ..... Los Angeles, Calif.  
 Founded: ..... 1880  
 Enrollment: ..... 49,000  
 President: ..... Dr. Carol L. Folt  
 Athletics Director: ..... Denise Kwok (interim)  
 Conference: ..... Pac-12  
 Nickname: ..... Trojans  
 Colors: ..... Cardinal and Gold  
 Stadium: ..... Los Angeles Memorial Coliseum  
 Year Opened: ..... 1923  
 Playing Surface: ..... Natural Grass  
 Official Website: ..... USCTrojans.com  
 Athletics/Football Twitter Handles: ..... @USC\_Athletics/@uscfb

**FOOTBALL INFORMATION**

2023 Record: ..... 7-5  
 Pac-12 Record: ..... 5-4  
 Last Bowl: ..... Cotton Bowl, 2022  
 All-Time Bowl Record: ..... 35-21

**COACHING STAFF**

Head Coach ..... Lincoln Riley  
 Offensive Coordinator/Offensive Line: ..... Josh Henson  
 Tight Ends ..... Zach Henson  
 Inside Wide Receivers: ..... Luke Huard  
 Outside Linebackers / Assistant HC for Defense: ..... Roy Manning  
 Running Backs: ..... Kiel McDonald  
 Inside Linebackers: ..... Brian Odom  
 Defensive Line: ..... Shaun Nua  
 Outside Wide Receivers: ..... Dennis Simmons  
 Defensive Backs: ..... Donte Williams

**SCHEDULE | RESULTS (7-5, 5-4 PAC-12)**

Date..... Opponent..... Result ..... Score..... TV..... Attend  
 Aug. 26..... San Jose State..... W ..... 56-28..... Pac-12 ... 63,411  
 Sept. 2..... Nevada ..... W ..... 66-14..... Pac-12 ... 62,916  
 Sept. 9..... Stanford\* ..... W ..... 56-10 ..... FOX..... 67,213  
 Sept. 23..... at Arizona State\* ..... W ..... 42-28 ..... FOX..... 54,166  
 Sept. 30..... at Colorado\* ..... W ..... 48-41 ..... FOX..... 54,032  
 Oct. 7..... Arizona\* (3 OT)..... W ..... 43-41 ..... ESPN..... 62,916  
 Oct. 14..... at Notre Dame ..... L ..... 20-48 ..... NBC ..... 77,622  
 Oct. 21..... Utah\* ..... L ..... 32-34 ..... FOX..... 61,551  
 Oct. 28..... at California\* ..... W ..... 50-49 ..... Pac-12 ... 43,716  
 Nov. 4..... Washington\* ..... L ..... 42-52 ..... ABC ..... 72,243  
 Nov. 11..... at Oregon\* ..... L ..... 27-36 ..... FOX..... 59,957  
 Nov. 18..... UCLA\* ..... L ..... 20-38 ..... ABC ..... 72,244

\*Pac-12 Conference Game

**STATISTICAL LEADERS**

**RUSHING**

Name	Att	Yds	Avg.	TD
Austin Jones	74	417	5.6	7
Quinten Joyner	16	124	7.8	1

**PASSING**

Name	C-A-I	Yds	Pct.	TD
Miller Moss	23-32-0	309	71.9	1

**RECEIVING**

Name	No	Yds	Avg.	TD
Tahj Washington	52	963	18.5	6

**TACKLES**

Name	Tot	TFL	S
Mason Cobb	43-34-77	7-19	0-0



**BOWL HISTORY**

Year	Bowl	Date	Location	Stadium	Result	
2022	Wasabi Fenway	December 17, 2022	Boston, Mass.	Fenway Park	Louisville 24	Cincinnati 7
2021	First Responder	December 28, 2021	Dallas, Texas	Gerald Ford Stadium	Air Force 31	Louisville 28
2019	Music City	December 30, 2019	Nashville, Tenn.	Nissan Stadium	Louisville 38	Mississippi State 28
2017	TaxSlayer	December 30, 2017	Jacksonville, Fla.	EverBank Stadium	Mississippi State 31	Louisville 27
2016	Citrus	December 31, 2016	Orlando, Fla.	Camping World	LSU 29	Louisville 9
2015	Music City	December 30, 2015	Nashville, Tenn.	Nissan Stadium	Louisville 27	Texas A&M 21
2014	Belk	December 30, 2014	Charlotte, N.C.	Bank of America Stadium	Georgia 37	Louisville 14
2013	Russell Athletic	December 28, 2013	Orlando, Fla.	Florida Citrus Bowl Stadium	Louisville 36	Miami 9
2013	Sugar	January 2, 2013	New Orleans, La.	Mercedes-Benz Superdome	Louisville 33	Florida 23
2011	Belk	December 27, 2011	Charlotte, N.C.	Bank of America Stadium	NC State 31	Louisville 24
2010	Beef 'O' Brady's	December 21, 2010	St. Petersburg, Fla.	Tropicana Field	Louisville 31	Southern Miss 28
2007	Orange	January 2, 2007	Miami, Fla.	Dolphin Stadium	Louisville 24	Wake Forest 13
2006	Gator	January 2, 2006	Jacksonville, Fla.	EverBank Field	Virginia Tech 35	Louisville 24
2004	Liberty	December 31, 2004	Memphis, Tenn.	Liberty Bowl Memorial Stadium	Louisville 44	Boise State 40
2003	GMAC	December 18, 2003	Mobile, Ala.	Ladd Peebles Stadium	Miami (OH) 49	Louisville 28
2002	GMAC	December 18, 2002	Mobile, Ala.	Ladd Peebles Stadium	Marshall 38	Louisville 15
2001	Liberty	December 31, 2001	Memphis, Tenn.	Liberty Bowl Memorial Stadium	Louisville 28	BYU 10
2000	Liberty	December 29, 2000	Memphis, Tenn.	Liberty Bowl Memorial Stadium	Colorado State 22	Louisville 17
1999	Humanitarian	December 30, 1999	Boise, Idaho	Bronco Stadium	Boise State 34	Louisville 31
1998	Motor City	December 23, 1998	Detroit, Mich.	Pontiac Silverdome	Marshall 48	Louisville 29
1993	Liberty	December 28, 1993	Memphis, Tenn.	Liberty Bowl Memorial Stadium	Louisville 18	Michigan State 7
1991	Fiesta	January 1, 1991	Tempe, Ariz.	Sun Devil Stadium	Louisville 34	Alabama 7
1977	Independence	December 17, 1977	Shreveport, La.	State Fair Stadium	La. Tech 24	Louisville 14
1970	Pasadena	December 19, 1970	Pasadena, Calif.	Rose Bowl Stadium	Louisville 24	Long Beach State 24
1958	Sun Bowl	January 1, 1958	El Paso, Texas	Kidd Field	Louisville 34	Drake 20

**BOWL GAME TOP PERFORMERS**

**100-Yard Rushers**

- Jan. 1, 1958 - 119 - Ken Porco vs. Drake - Sun Bowl
- Dec. 19, 1970 - 102 - Tom Jesukaitis vs. Long Beach State - Pasadena Bowl
- Dec. 18, 2003 - 128 - Lionel Gates vs. Miami, Ohio - GMAC Bowl
- Dec. 30, 2015 - 226 - Lamar Jackson vs. Texas A&M - Music City Bowl
- Dec. 30, 2017 - 158 - Lamar Jackson vs. Mississippi State - TaxSlayer Bowl
- Dec. 30, 2019 - 105 - Javian Hawkins vs. Mississippi State - Music City Bowl
- Dec. 17, 2022 - 115 - Jawhar Jordan vs. Cincinnati - Wasabi Fenway Bowl
- Dec. 17, 2022 - 160 - Maurice Turner vs. Cincinnati - Wasabi Fenway Bowl

**100-Yard Receivers**

- Dec. 30, 1999 - 109 - Arnold Jackson at Boise State - Humanitarian Bowl
- Dec. 29, 2000 - 170 - Deion Branch vs. Colorado State - Liberty Bowl
- Dec. 18, 2003 - 144 - J.R. Russell vs. Miami, Ohio - GMAC Bowl
- Jan. 2, 2007 - 165 - Harry Douglas vs. Wake Forest - Orange Bowl
- Dec. 28, 2013 - 142 - DeVante Parker vs. Miami, Fla. - Russell Athletic Bowl
- Dec. 30, 2014 - 120 - DeVante Parker vs. Georgia - Belk Bowl
- Dec. 30, 2015 - 103 - Cole Hikutini vs. Texas A&M - Music City Bowl
- Dec. 30, 2017 - 107 - Jaylen Smith vs. Mississippi State - TaxSlayer Bowl
- Dec. 30, 2019 - 147 - Tutu Atwell vs. Mississippi State - Music City Bowl

**300-Yard Passers**

- Jan. 1, 1991 - 451 - Browning Nagle vs. Alabama - Fiesta Bowl
- Dec. 23, 1998 - 336 - Chris Redman vs. Marshall - Motor City Bowl
- Dec. 30, 1999 - 314 - Chris Redman at Boise State - Humanitarian Bowl
- Dec. 29, 2000 - 321 - Dave Ragone vs. Colorado State - Liberty Bowl
- Jan. 2, 2007 - 311 - Brian Brohm vs. Wake Forest - Orange Bowl
- Dec. 28, 2013 - 447 - Teddy Bridgewater vs. Miami, Fla. - Russell Athletic Bowl
- Dec. 30, 2014 - 300 - Kyle Bolin vs. Georgia - Belk Bowl

**All-Time Bowl Opponents**

Opponent	Bowl Record
Air Force	0-1
Alabama	1-0
Boise State	1-1
Brigham Young	1-0
Cincinnati	1-0
Colorado State	0-1
Drake	1-0
Florida	1-0
Georgia	0-1
Long Beach State	0-0-1
Louisiana State	0-1
Louisiana Tech	0-1
Marshall	0-2
Miami, Fla.	1-0
Miami, Ohio	0-1
Michigan State	1-0
Mississippi State	1-1
North Carolina State	0-1
Southern Miss	1-0
Texas A&M	1-0
Virginia Tech	0-1
Wake Forest	1-0

**Bowl Record vs. Conferences**

Conference	Bowl Record
American Athletic	1-0
Atlantic Coast	2-2
Big Ten	1-0
Big West	1-0
Conference USA	1-0
Independent	1-0
Mid-American	0-3
Mountain West	1-3
Pacific Coast Athletic	0-0-1
Southeastern	4-3
Southland	0-1



**Media Information**

**Head Coach Jeff Brohm**

- Monday: Head Coach Jeff Brohm will conduct a weekly press conference on most Mondays during the season. The news conferences will be conducted in the Team Defensive Meeting Room, located in the Howard Schnellenberger Football Complex at L&N Stadium.
- The weekly news conferences will begin on Monday, Aug. 28 and continue on Mondays thereafter. News conferences conclude on Nov. 20. News conferences aren't scheduled during Louisville's bye weeks.
- News conferences are live streamed on the Internet. A link is available each week on GoCards.com/watch.
- Quotes from the news conference will be posted on GoCards.com on Monday afternoon.

**POSTGAME:** For home games, Coach Brohm's postgame press conference will take place in person in the Defensive Team Meeting Room in the Howard Schnellenberger Football Complex. For road games, Coach Brohm's press conference will take place in the team's visiting postgame room.

**Assistant Coach Interviews**

Monday: A selected assistant coach will be available following Head Coach Jeff Brohm's weekly press conference in the Team Defensive Meeting Room.

**Student-Athlete Interviews**

Monday: Two selected student-athletes will be available following Head Coach Jeff Brohm's weekly press conference in the Team Defensive Meeting Room.

**theACC.Com/Media**

The Atlantic Coast Conference's official website, theACC.com, is the most complete source for ACC football information. theACC.com/media is also the site for transcripts of the league's football coaches teleconference every Wednesday afternoon during the season. The media section is dedicated to the specific needs of media members.

**LOUISVILLE MEDIA RELATIONS**

**ROCCO GASPARRO**

Director of Media Relations  
Primary Contact  
Office: 502-852-0102  
Cell: 502-262-2258  
Email: Rocco@gocards.com

**STEPHEN WILLIAMS**

Associate Director of Media Relations  
Secondary Contact  
Office: 502-852-0102  
Cell: 502-262-2258  
Email: Stephen@gocards.com

**ZACH GREENWELL**

Assistant Athletic Director of Media Relations  
Primary Contact  
Office: 502-852-0112  
Email: Zachg@gocards.com

**LORI HARMON**

Associate Director  
Office: 502-852-3086  
Email: Lori@gocards.com

**NANCY WORLEY**

Associate Director  
Office: 502-852-0113  
Email: Nancy@gocards.com

**MATT PARAS**

Assistant Director  
Office: 502-852-4857  
Email: Paras@gocards.com

**KATHY TRONZO**

Administrative Assistant  
Office: 502-852-6581  
Email: Kathy@gocards.com

**DANA BROWN**

Assistant Director  
Office: 502-852-6581  
Email: Dana@gocards.com

**DEPARTMENT ADDRESS**

Phone: 502-852-6581  
2100 S. Floyd St.  
Louisville, Ky. 40208

**Media Credentials:** To obtain credentials for a U of L home contest, please make the request to Rocco Gasparro (rocco.gasparro@louisville.edu) or Stephen Williams (s.williams@louisville.edu). Credentials are held at Media Will Call, located near Gate 7 on the press box side of the stadium. Credentials will not be mailed. The press box is accessible through Gate 8, accessing the elevator to the Fifth Floor. Work space is available for media and photographers. Professional scouts will also be accommodated in the press box while space is available.

**Internet/Phone Service:** Wireless internet access is available in the press box. The network appears as CardsWiFi. There is no password required.

**Photographers:** Photographers may work in designated areas behind the dotted lines on the sidelines at L&N Stadium. All photographers must obtain an vest at the game in the press box or from a sideline representative. Work space with wireless internet access is available in the field level photo room.

**Parking:** Limited media parking is available in the Yellow Lot south of the stadium. Requests should be made well in advance to (rocco.gasparro@louisville.edu). Approved parking passes will be e-mailed during game week.

**Notes/Stats:** Updated notes and statistics are maintained on the football page of the Cardinals' web site at www.GoCards.com, or specifically at the media center at http://www.gocards.com/sports/football/media\_center.html. Please contact us if you would like any materials emailed to your attention. Follow Cardinal Football on Twitter at @LouisvilleFB and Cardinal Athletics at @GoCards.

**Postgame:** Coach Brohm will be available in the UofL defensive team meeting room in the football complex following the game. Please enter through the door to the right when facing the football complex from the field. Players will be brought to the defensive team meeting room following Brohm's remarks. A media interview area is available for the visiting coach across from the visiting locker room beneath the East stands (opposite the press box side).

**Media Relations/ Football Offices Location:** The UofL Media Relations office is located in the Swain Student Activities Center on the UofL campus near the corner of Floyd and Brandeis Streets (2100 South Floyd Street). Visitor's parking is available in the Floyd Street garage adjacent to the Student Activities Center. The football offices are located in the Schnellenberger Football Complex on campus in the north end zone of L&N Stadium.

**Directions:** (Arriving on Interstate 65 South) Take the Arthur Street exit (Exit 134) off I-65 south. At the end of the ramp, turn right at the stop sign (Brandeis Street). At the first traffic light, turn left onto Floyd Street.

(Arriving on Interstate 65 North for the Swain Student Activities Center) Off I-65 north, take the Warnock Street exit (Exit 134) and turn left at the end of the ramp. Turn right at the second traffic light onto Floyd Street. After passing through the next traffic light at the parking garage, the Swain Student Activities Center is the first building on the left after the parking garage.

(Arriving on Interstate 65 North for L&N Stadium) Off I-65N, take the Warnock Street exit (134) and turn left at the end of the ramp. At the second traffic light, turn left onto Floyd Street. Continue on Floyd Street about a 1/4 mile to reach L&N Stadium on the right.



#	Player	Pos	Ht	Wt	Cl	Hometown/H.S./Previous School	No.	Name	Pos.
33	Agyen, Mario	RB	5-7	190	R-Jr.	Bronx N.Y. / Northern Highlands	0	Chris Bell	WR
24	Alderman, Jaylin	LB	6-1	230	R-So.	Valdosta, Ga. / Valdosta	1	Jamari Thrash	WR
12	Allen, Brady	QB	6-5	215	R-Fr.	Fort Branch, Ind./ Gibson Southern/Purdue	2	Jadon Thompson	WR
15	Bailey, Harrison	QB	6-5	225	R-So.	Marietta, Ga. /Marietta / UNLV	2	Jarvis Brownlee	DB
0	Bell, Chris	WR	6-2	225	So.	Yazoo City, Miss. / Greenville Christian	3	Quincy Riley	DB
46	Bell, Darrian	LB	6-0	235	Jr.	Danville, Ky. / Danville	3	Kevin Coleman	WR
71	Black, Joshua	OL	6-2	280	R-Jr.	Stone Mountain, Ga. / Stephenson	4	Maurice Turner	RB
22	Brown, Keith	LB	6-1	235	Jr.	Lebanon, Ore. / Lebanon	4	Aaron Williams	DB
22	Brown, Keyjuan	RB	5-9	205	Fr.	Atlanta, Ga. / South Atlanta	6	Evan Conley	QB
56	Brown, Renato	OL	6-4	315	R-Jr.	West Palm Beach, Fla. / Palm Beach Central	6	Stanquan Clark	LB
44	Brown, Selah	DL	6-2	285	R-Fr.	Louisville, Ky. / Male	7	Jimmy Calloway	WR
2	Brownlee, Jr., Jarvis	DB	6-0	190	Jr.	Miami Gardens, Fla. / Carol City	9	Ahmari Huggins-Bruce	WR
76	Burgess, Luke	OL	6-8	300	Fr.	New Palestine, Ind. / New Palestine	9	Ashton Gillotte	DL
7	Calloway, Jimmy	WR	6-0	190	R-So.	Morrow, Ga. / Morrow	10	Ben Perry	DB
18	Capers, T.J.	LB	6-2	230	Fr.	Miami, Fla. / Columbus	10	Pierce Clarkson	QB
92	Carter, Micah	DL	6-5	265	Fr.	Louisville, Ky. / St. Xavier	11	Jamari Johnson	TE
36	Cheirs, Destin	DB	6-2	185	Fr.	Madisonville, Ky. / North Hopkins	11	Cam/Ron Kelly	DB
36	Churchill, Jatavian	WR	5-10	185	Jr.	Springfield, Ky. / Washington County	12	Brady Allen	QB
58	Clark, Jeff	DL	6-0	280	R-Jr.	Powder Springs, Ga. / McEachern/ Georgia State	13	Gilbert Frierson	LB
6	Clark, Stanquan	LB	6-2	225	Fr.	Miami, Fla. / Miami Central	13	Jack Plummer	QB
10	Clarkson, Pierce	QB	6-1	190	Fr.	Bellflower, Calif. / St. John Bosco	14	Sam Vaulton	QB
52	Clements, Saadiq	DL	6-5	265	Fr.	Henderson, Ky. / Henderson	14	Stephon Herron	DL
3	Coleman, Kevin	WR	5-11	180	So.	St. Louis, Mo. / St. Mary's / Jackson State	15	Kameron Wilson	DL
51	Collins, Austin	OL	6-3	290	R-So.	Perrysburg, Ohio / Perrysburg	15	Harrison Bailey	QB
6	Conley, Evan	QB	6-2	210	Sr.	Marietta, Ga. / Kell	17	Travis Egan	QB
78	Crocker, Joe	OL	6-7	310	Fr.	Nashville, Tenn. / Franklin Academy	18	T.J. Capers	LB
93	Dawson, Jared	DL	6-2	305	R-So.	Collierville, Tenn. / Collierville	18	Sam Young	QB
19	Domann, Brock	QB	6-2	225	Sr.	Colorado Springs, Colo. / Independence CC	19	Brock Domann	QB
86	Downing, Elijah	WR	6-5	200	R-So.	Louisville, Ky. / Ballard	21	D'Angelo Hutchinson	DB
29	Duck, Storm	CB	6-1	200	R-Sr.	Boiling Springs, N.C. / Boiling Springs / North Carolina	22	Keith Brown	LB
30	Edwards, Derrick	DB	5-11	180	R-So.	Miami, Fla. / Palmetto	22	Keyjuan Brown	RB
17	Egan, Travis	QB	6-2	200	Fr.	Louisville, Ky. / Bullitt East	23	Isaac Guerendo	RB
67	Flores, John Paul	OL	6-4	305	R-Sr.	Arlington, Texas / All Saints/Virginia	24	Jaylin Alderman	LB
88	Fowles, William	WR	6-3	205	Fr.	Hialeah, Fla. / Dade Christian	25	Jawhar Jordan	RB
28	Franklin, Trey	DB	5-10	180	R-Jr.	Warner Robins, Ga. / Iowa Western CC	26	M.J. Griffin	DB
13	Frierson, Gilbert	LB	6-1	215	R-Sr.	Coconut Grove, Fla. / Coral Gables/Miami	26	T.J. Martin	RB
84	Gatewood, Joey	TE	6-3	230	R-Sr.	Jacksonville, Fla. /Bartram / UCF	27	Devin Neal	DB
9	Gillotte, Ashton	DL	6-3	270	Jr.	Boca Raton, Fla. / Boca Raton	28	Trey Franklin	DB
66	Glover-Tyson, James	DL	6-5	360	Fr.	Louisville, Ky. / DeSales	29	Storm Duck	DB
68	Gonzalez, Michael	OL	6-4	305	Jr.	Indian Trail, N.C. / Sun Valley	29	Jeremy Hamilton	DB
98	Green, Adonijah	DL	6-6	225	Fr.	Ellenwood, Ga. / Cedar Grove	30	Derrick Edwards	DB
26	Griffin, M.J.	DB	6-1	210	R-Jr.	Ypsilanti, Mich. / Temple	31	Marcus Washington	DG
23	Guerendo, Isaac	RB	6-1	225	R-Jr.	Clayton, Ind. / Avon/Wisconsin	33	Mario Agyen	RB
79	Gueye, Makhete	OL	6-7	300	R-Fr.	Bradenton, Fla. / Venice Senior	33	Jadon Minkins	DB
37	Hamilton, Jeremy	DB	6-1	190	R-Fr.	Georgetown, Ky. / Scott County	34	T.J. Quinn	LB
14	Herron, Stephen	DL	6-4	240	R-Sr.	Louisville, Ky. / Trinity	35	Antonio Watts	DB
81	Hicks, Cataurus	WR	5-10	170	Fr.	Miami, Fla. / Miami Central	36	Destin Cheirs	DB
93	Hodges, Brady	P	6-1	200	Jr.	Knoxville, Tenn. / Farragut	36	Jatavian Churchill	WR
83	Houston, Allan	WR	6-1	190	R-Sr.	Greenwich, Conn./Rye Country Day/ Brown	37	Jeremy Hamilton	DB
61	Hudson, Bryan	OL	6-4	305	Sr.	Georgetown, Ky. / Scott County /Virginia Tech	38	Kevin Longstreet	DB
9	Huggins-Bruce, Ahmari	WR	5-11	170	Jr.	Dillon, S.C. / Dillon	39	Daniel Martens	DB
49	Hughes, Kris	DB	5-11	190	Fr.	Morganfield, Ky. / Union County	39	Carter Schwartz	P
94	Hussung, Cole	K	5-10	190	So.	Floyds Knobs, Ind. / Floyd Central	40	Brock Travelstead	K
21	Hutchinson, D'Angelo	DB	6-3	195	So.	St. Petersburg, Fla. / Northeast	41	Ramon Puryear	DL
11	Johnson, Jamari	TE	6-5	260	Fr.	Inglewood, Calif. / Inglewood	42	Josh Lifson	TE
25	Jordan, Jawhar	RB	5-10	180	R-Jr.	Chandler, Ariz. / Hamilton/Syracuse	43	Jack Reiger	LB
98	Keller, Nick	K	6-1	185	R-Fr.	Hebron, Ky. / Conner	44	Selah Brown	DL
11	Kelly, Cam/Ron	DB	6-2	210	R-Sr.	Chesapeake, Va. / Oscar Smith/ North Carolina			
47	King, Jaedon	DB	6-0	175	Fr.	Columbus, Ind. / Carmel			
48	Kochav, Shai	LS	6-3	240	R-So.	Miami, Fla. / TRU Prep			



85	Kurisky, Nate	TE	6-3	230	R-Fr.	Washington, D.C. / Gonzaga
42	Lifson, Josh	TE	6-3	235	R-Sr.	Louisville, Ky. / Kentucky Country Day
90	Lole, Jermayne	DL	6-3	320	R-Sr.	Long Beach, Calif. / Long Beach Poly/ASU
38	Longstreet, Kevin	DB	5-10	170	Fr.	Inglewood, Calif. / Inglewood
77	Lumia, Vincent	OL	6-3	290	Sr.	Riviera Beach, Fla. / Suncoast / Duquesne
39	Martens, Daniel	DB	5-11	185	So.	Franklin, Wisc. / Franklin
45	Martin, Duane	TE	6-2	260	Jr.	Laurens, S.C. / Laurens District 55
26	T.J. Martin	RB	5-11	200	Fr.	Wilmington, Del. / St. Mark's
82	McClain, Jahliil	WR	5-10	180	Fr.	Bellflower, Calif. / St. John Bosco/Penn State
97	McGraw, Rodney	DL	6-6	260	So.	Chicago, Ill. / Elkhart
74	Miller, Eric	OL	6-7	305	R-Sr.	Mason, Ohio / William Mason / Purdue
33	Minkins, Jaden	DB	5-11	165	Fr.	Louisville, Ky. / Ballard
30	Moorman, Kaden	RB	5-11	205	Fr.	Frankfort, Ky. Franklin County
27	Neal, Devin	DB	6-0	205	Jr.	Lexington, Ky. / Douglass/Baylor
54	Panariello, Jaxon	LB	6-2	220	Fr.	Louisville, Ky. / St. Xavier
10	Perry, Benjamin	DB	6-3	205	R-So.	Country Club Hills, Ill. / Hillcrest
13	Plummer, Jack	QB	6-5	215	Sr.	Gilbert, Ariz. / Gilbert
59	Powell, Mike	OL	6-2	285	R-Fr.	Louisville, Ky. / DeSales
41	Puryear, Ramon	DL	6-3	260	R-Jr.	Louisville, Ky. / Eastern
34	Quinn, T.J.	LB	6-0	230	R-So.	Valdosta, Ga. / Lowndes
89	Reale, Gage	TE	6-2	230	So.	Charlotte, N.C. / Charlotte Christian
43	Reiger, Jack	LB	6-1	225	R-Sr.	Hoffman Estates, Ill. / J.B. Conant
95	Reiger, Mason	DL	6-4	250	Jr.	Hoffman Estates, Ill. / Conant
3	Riley, Quincy	DB	6-0	185	R-Jr.	Columbia, S.C. / A.C. Flora/Middle Tennessee
53	Robinson, Lance	OL	6-4	295	Jr.	Camilla, Ga. / Mitchell County / Houston
73	Sanker, Madden	OL	6-4	310	Fr.	Douglasville, Ga. / South Paulding
48	Saunders, Dakadrien	DB	5-10	185	So.	Eminence, Ky. / Eminence
39	Schwartz, Carter	P	6-2	215	Fr.	Louisville, Ky. / Trinity
60	Secrest, Sam	OL	6-6	305	R-Fr.	Indianapolis, Ind. / Roncalli
96	Sorenson, R.J.	DL	6-3	260	R-So.	West Palm Beach, Fla. /St. Thomas Aquinas
72	Sowders, Emmanuel	OL	6-4	290	Gr.	Louisville, Ky. / Jeffersonstown
94	Spencer, William	DL	6-5	315	Fr.	New Albany, Ind. / New Albany
70	Sylvester, Trevonte	OL	6-5	290	R-So.	Breaux Bridge, La./ Breaux Bridge / Houston
64	Taylor, Travis	OL	6-3	285	Jr.	Houston, Texas / St. Thomas
99	Tell, Dezmond	DL	6-1	290	Jr.	Stockbridge, Ga. / Dutchtown
91	Thomas, Tawfiq	DL	6-4	310	So.	Tampa, Fla. / Gaither
2	Thompson, Jadon	WR	6-2	185	Jr.	Chicago, Ill. / Naperville, Ill./Cincinnati
1	Thrash, Jamari	WR	6-1	180	R-Jr.	LaGrange, Ga. / Troup County/Georgia State
40	Travelstead, Brock	K	6-1	205	Jr.	Acworth, Ga. / North Paulding
32	Travelstead, Hayden	LS	6-1	205	Fr.	Acworth, Ga. / North Paulding
55	Tyler, Willie	OL	6-6	320	R-Sr.	Racine, Wisc. / Racine Lutheran / Rutgers
4	Turner, Maurice	RB	5-10	185	So.	Nicholls, Ga. / Coffee
14	Vaulton, Sam	QB	6-3	215	R-Fr.	Knoxville, Tenn. / Santa Monica
31	Washington, Marcus	DB	6-1	185	R-Fr.	Grovetown, Ga. / Grovetown / Georgia
35	Watts, Antonio	LB	6-2	225	R-Fr.	Columbus, Ga. / Carver
4	Williams, Aaron	CB	6-2	185	Fr.	Corona, Calif. / St. John Bosco
15	Wilson, Kameron	DL	6-2	220	R-So.	McDonough, Ga. / Mount Zion
18	Young, Sam	QB	6-3	195	R-Fr.	LaGrange, Ky. / Oldham County

No.	Name	Pos.
45	Duane Martin	TE
46	Darrian Bell	LB
47	Jaedon King	WR
48	Shai Kochav	LS
48	Dakadrien Sanders	DB
49	Kris Hughes	DB
51	Austin Collins	OL
52	Saadq Clements	DL
53	Lance Robinson	OL
54	Jaxon Panariello	LB
55	Willie Tyler	OL
56	Renato Brown	OL
58	Jeff Clark	DL
59	Michael Powell	OL
60	Sam Secrest	OL
61	Bryan Hudson	OL
64	Travis Taylor	OL
66	James Glover-Tyson	OL
67	John Paul Flores	OL
68	Michael Gonzalez	OL
70	Trevonte Sylvester	OL
71	Joshua Black	OL
72	Emmanuel Sowders	OL
73	Madden Sanker	OL
74	Eric Miller	OL
76	Luke Burgess	OL
77	Vincent Lumia	OL
78	Joe Crocker	OL
79	Makhete Gueye	OL
81	Cataurus Hicks	WR
82	Jahliil McClain	WR
83	Allan Houston	WR
84	Joey Gatewood	TE
85	Nate Kurisky	TE
86	Elijah Downing	WR
88	William Fowles	WR
89	Gage Reale	TE
90	Jermaine Lole	DT
91	Tawfiq Thomas	DL
92	Micah Carter	DL
93	Brady Hodges	P
93	Jared Dawson	DL
94	William Spencer	DL
94	Cole Hussung	K
95	Mason Reiger	DL
96	R.J. Sorenson	DL
97	Rodney McGraw	DL
98	Adonijah Green	DL
98	Nick Keller	K
99	Dezmond Tell	DL



**QUICK HITS: QB JACK PLUMMER**

**2023 Season**

- Ranks 45th nationally and third in the ACC in completion percentage at 63.5 percent
- Stands 50th in the country with an average of 18.1 completions per game
- Ranks 43rd nationally in passing efficiency at 145.3
- Sits at 37th in the country with 21 passing touchdowns and is third in the ACC
- His 3,063 passing yards are second in the ACC and 29th nationally
- Averages 8.3 yards per passing attempt, which is third in the ACC
- Lines up at 28th in the country in passing yards per completion at 13.0
- Moved up to 12th for touchdown passes in a season in program history
- Ranks 10th in school history with 3,063 passing yards in a season and ninth with 235 completions
- Stands third in the ACC with 235 completions
- His 21 touchdown passes this season is just two away from breaking the top-10 in program history
- Rose to fourth in career completion percentage at Louisville with a 63.5 percentage
- Threw multiple touchdown passes in five games, with a season-best five against Boston College
- Tossed three completions of 70 or more yards, all ending in touchdowns
- Recorded three 300-yard passing games with a season-high 388 yards versus Boston College
- Ranks eighth in the ACC in points responsible for with 134
- His 15-straight completions versus Boston College were the fourth most in school history
- Tied a school record by completing 91.7 (11-of-12) percent of his passes in a win over Virginia Tech
- Has thrown for 9,563 yards and 68 touchdowns in his career during stops at Purdue, California and Louisville

**QUICK FACTS**

**UNIVERSITY OF LOUISVILLE**

Location	Louisville, Ky.
Enrollment:	23,000
Founded:	1798
Colors:	Red and Black
Nickname:	Cardinals
Conference:	ACC
President:	Dr. Kim Schatzel
Director of Athletics:	Josh Heird

**FOOTBALL INFORMATION**

Years of Football:	105
All-Time Record:	550-496-17
Conference Record	171-164-4
KIAA Record:	0-3-2
KIAC Record:	23-46-2
Ohio Valley Record:	1-1
Missouri Valley Record:	27-27
Conference USA Record:	40-21
BIG EAST Record:	29-27
American Athletic Record:	7-1
Atlantic Coast Conference Record:	44-38
ACC Championship Game:	0-1 (2023)
All-Time Bowl Record:	12-12-1

**L&N STADIUM**

Winning Season at L&N:	21
Conference Record:	67-31 (.684)
Conference USA Record:	20-5 (.800)
Big East Record:	17-11 (.607)
American Record:	3-1 (.750)
ACC Record:	27-14 (.659)
Non-Conference Record:	52-15 (.776)
Longest Conference Win Streak:	12
Longest Non-Conference Win Streak:	11

**TEAM NOTES**

**Fifteen Cards Earn All-ACC Honors**

- The University of Louisville football team earned significant postseason recognition with 15 selections on the 2023 All-ACC Team.
- Louisville had three first-team All-ACC honorees, one second-team selection and four on the third team. Seven members of the team earned votes as honorable mentions.
- Earning first-team accolades were running back Jawhar Jordan, center Bryan Hudson and defensive lineman Ashton Gillotte.
- Jamari Thrash was the lone player to earn second team, Jack Plummer, Michael Gonzalez and Devin Neal were third-team honorees.
- Earning honorable mention honors were tackles Eric Miller and Willie Tyler on the offensive side, while defensive tackle Dez Tell, linebacker T.J. Quinn and defensive backs Jarvis Brownlee, Quincy Riley and Cam'Ron Kelly rounded out the defensive honorees.

**Brohm Named National Semifinalist for National Coach of the Year**

- Jeff Brohm was named one of the 14 semifinalists for the 2023 George Munger College Coach of the Year Award, which is presented yearly by the Maxwell Football Club. The winner of the 2023 George Munger Award will be announced on Wednesday January 10, 2024.
- In his first season as head coach of the Cardinals, Brohm has guided his team to a 10-3 overall record, the most wins by the program since the 2013 campaign. Brohm directed the Cards to the school's first appearance in the Holiday Bowl where they will take on USC at Petco Park in San Diego, Calif.
- With a 7-1 record in the ACC, Brohm led the Cardinals to the school's first appearance in a conference championship game against Florida State, becoming the first coach in history to guide two different teams to league title games in consecutive seasons. Louisville dropped a 16-6 decision to No. 4 Florida State.
- Returning to his alma mater, Brohm directed the Cardinals to wins over a pair of ranked opponents, defeating No. 10 Notre Dame on Oct. 7 and blanking then No. 20 Duke 23-0 on Oct. 28 at L&N Stadium. Brohm played quarterback for UofL from 1989-1993.
- The George Munger Award will be formally presented at the 87th Maxwell Awards Gala which will be held on Friday March 8, 2024, UofLFB: Brohm Named One of the 14 Semifinalists for National Coach of the Year at the College Football Hall of Fame in Atlanta, Georgia. Event tickets will go on sale on December 15th.

**Gillotte Captures All-American Honors**

- Defensive lineman Ashton Gillotte was named a second team All-American by The Athletic, USA Today and Sports Illustrated, while also earning honorable mention honors by CBS Sports.
- A first team All-Atlantic Coast Conference honoree, Gillotte enters the postseason ranked eighth nationally in sacks with 11.0, which is tied for ninth on the school's single-season list. The Boca Raton native started all 13 games, recording a career best 45 tackles and 14.5 tackles for loss on a defense that ranked 16th nationally.
- A junior, Gillotte recorded a career best 3.0 sacks in a win over Boston College and a pair against Duke in a 23-0 shutout victory over the Blue Devils.
- Gillotte has been credited with 22.0 career sacks and 30.5 tackles for loss in 37 career games for the Cardinals.



**STAT COMPARISON**

Category	UL	USC
3rd Down Pct.	36.4	42.1
3rd Down Pct. Def.	28.1	43.2
4th Down Pct.	52.4	58.9
4th Down Pct. Def.	41.7	60.0
Completion Pct.	64.0	68.0
Kickoff Returns	20.8	18.5
Net Punting	39.2	41.2
Passes Had Intercepted	12	5
Passes Intercepted	12	7
Passing Offense	244.0	329.8
Passing Yards Allowed	205.0	255.2
Punt Returns	4.4	16.7
Red Zone Def.	69.0	89.0
Red Zone Off.	80.9	92.0
Rushing Def.	101.9	139.9
Rushing Off.	175.3	183.7
Sacks Allowed	2.2	2.8
Scoring Def.	19.7	34.9
Scoring Off.	30.9	41.8
Tackles for Loss Allowed	5.4	4.9
Passing Eff.	146.2	167.2
Pass Eff. Def.	120.4	150.9
Team Sacks	2.6	2.3
Time of Possession	31:53	28:01
Total Defense	307.3	438.8
Total Offense	419.3	469.7
Turnover Margin	0.15	

**Home Win Streak Ends at 11**

- Louisville's impressive home winning streak came to an end at 11 games with the Nov. 25 loss to Kentucky. The win streak was tied for the second longest in school history, equaling the 1946-47 team that also won 11 games.
- Louisville won a school record 20-straight home contests from 2003-07.
- During the streak, four of the wins have come against teams ranked in the top 25 and two were ranked in the top 10.
- Head coach Jeff Brohm is 6-1 at his alma mater at home and 41-20 in home games as a head coach during his 10-year career.
- The 11-game home streak was the fourth longest in the country behind Georgia (25), Michigan (22) and Washington (14).

**LONGEST HOME WINNING STREAKS**

1.	20	2003-07
2.	11	2022-23
	11	1946-48
4.	10	1992-94
	10	1968-71
5.	9	2015-16
	9	1956-58

**Portal Losses**

- The NCAA Transfer Portal opened up on Dec. 4 and the Cardinals were impacted with the loss of eight scholarship players, especially on the defense.

**PORTAL LOSSES**

DE	Ryheem Craig
CB	Marquis Groves-Killebrew
LB	Jackson Hamilton
S	Josh Minkins
OL	Izaiah Reed
DE	Popeye Williams
DE	Kam Wilson

- The Cardinals lost three defensive ends in Ryheem Craig, Kam Wilson and Popeye Williams. The Cardinals also lost safety Josh Minkins, cornerback Marquis Groves-Killebrew, and linebacker Jackson Hamilton.
- On offense, the Cardinals lost lineman Izaiah Reed to the portal.
- Minkins was the biggest loss statistically as he recorded 21 tackles in 11 games.

**Cards Fall in First ACC Title Game**

- The Cardinals came up short in their first ever ACC Championship and move to 10-3 on the season.
- After a scoreless first quarter and a second quarter field goal from the Seminoles, the Cards were unable to put points on the board and went into the locker room down 3-0 at half.
- In the first possession of the second half, the Cards were able to tie the game at 3-3 with a 36-yard field goal from Brock Travelstead. However, Florida State responded with a touchdown on a two-play, 75-yard drive.
- Travelstead connected on another field goal in the fourth quarter, but the Seminoles responded with two field goals of their own to close out the game.
- T.J. Quinn led the Cards with 11 total tackles while Cam'Ron Kelly and Jaylin Alderman each tallied six with a combined 2.5 tackles for loss. Louisville limited Florida State to 219 yards of total offense, the second lowest output by the Seminoles in the all-time series.
- On offense, Jack Plummer connected on 14 of 36 passes for 111 yards, targeting Jamari Thrash for seven receptions for 57 yards.

**NATIONAL POLLS**

**ASSOCIATED PRESS**

Rk Team	Rec.	Pts.	Prev.
1 Michigan	13-0	1535	2
2 Washington	13-0	1482	3
3 Texas	13-0	1358	7
4 Florida State	12-1	1351	4
5 Alabama	12-1	1351	8
6 Georgia	12-1	1275	1
7 Ohio State	11-1	1187	6
8 Oregon	11-2	1092	5
9 Missouri	10-2	1023	9
10 Penn State	10-2	952	10
11 Ole Miss	10-2	932	11
12 Oklahoma	10-2	898	12
13 LSU	9-3	796	13
14 Arizona	9-3	707	14
15 Notre Dame	9-3	642	16
16 Louisville	10-3	633	15
17 SMU	11-2	426	25
18 Liberty	13-0	423	20
19 NC State	9-3	375	21
20 Iowa	10-3	315	18
21 Oregon State	8-4	295	21
22 Oklahoma State	9-4	295	21
23 Tulane	11-2	226	23
24 James Madison	11-1	139	24
25 Tennessee	8-4	114	NR

**COACHES POLL**

Rk Team	Rec.	Pts.	Prev.
1 Michigan	13-0	1535	2
2 Washington	13-0	1482	3
3 Florida State	13-0	1358	4
4 Texas	12-1	1351	7
4 Alabama	12-1	1351	8
6 Georgia	12-1	1275	1
7 Ohio State	11-1	1187	6
8 Oregon	11-2	1092	5
9 Missouri	10-2	1023	9
10 Penn State	10-2	952	10
11 Ole Miss	10-2	932	11
12 Oklahoma	10-2	898	12
13 LSU	9-3	796	13
14 Arizona	9-3	707	15
15 Louisville	10-3	642	14
16 Notre Dame	9-3	633	16
17 Iowa	10-3	426	17
18 NC State	9-3	423	20
19 SMU	11-2	375	24
20 Liberty	13-0	315	22
21 Oklahoma State	9-4	299	19
22 Oregon State	8-4	295	21
23 Tennessee	8-4	226	23
24 Tulane	11-2	139	18
25 James Madison	11-1	114	25

**COLLEGE FOOTBALL RANKINGS**

Rk Team	Rec.	Prev	Chg
1 Michigan	13-0	2	+1
2 Washington	13-0	3	+1
3 Texas	12-1	7	+4
4 Alabama	12-1	8	+4
5 Florida State	13-0	4	-1
6 Georgia	12-1	1	-5
7 Ohio State	11-1	6	-1
8 Oregon	11-2	5	-3
9 Missouri	10-2	9	-
10 Penn State	10-2	10	-
11 Ole Miss	10-2	11	-
12 Oklahoma	10-2	12	-
13 LSU	9-3	13	-
14 Arizona	9-3	15	+1
15 Louisville	10-3	14	-1
16 Notre Dame	9-3	17	+1
17 Iowa	10-3	16	-1
18 NC State	9-3	19	+1
19 Oregon State	8-4	20	+1
20 Oklahoma State	9-4	18	-2
21 Tennessee	8-4	21	-
22 Clemson	8-4	23	+1
23 Liberty	13-0	22	+1
24 SMU	11-2	NR	-
25 Kansas State	8-4	25	-



**BOWL HISTORY**

The 44th annual DIRECTV Holiday Bowl marks Louisville's 26th post-season bowl appearance. The Cards own a 12-12-1 all-time record in bowl games.

Year	Bowl	Score
2022	Fenway	Louisville 24, Cincinnati 7
2021	First Responder	Air Force 31, Louisville 28
2019	Music City	Louisville 38, Mississippi St. 28
2017	TaxSlayer	Mississippi St. 31, Louisville 27
2016	Citrus	LSU 29, Louisville 9
2015	Music City	Louisville 27, Texas A&M 21
2014	Belk	Georgia 37, Louisville 14
2013	Russell Athletic	Louisville 36, Miami 9
2013	Sugar	Louisville 33, Florida 23
2011	Belk	NC State 31, Louisville 24
2010	Beef 'O' Brady's	Louisville 31, Southern Miss 28
2007	Orange	Louisville 24, Wake Forest 13
2006	Gator	Virginia Tech 35, Louisville 24
2004	Liberty	Louisville 44, Boise State 40
2003	GMAC	Miami (OH) 49, Louisville 28
2002	GMAC	Marshall 38, Louisville 15
2001	Liberty	Louisville 28, BYU 10
2000	Liberty	Colorado St. 22, Louisville 17
1999	Humanitarian	Boise St. 34, Louisville 31
1998	Motor City	Marshall 48, Louisville 29
1993	Liberty	Louisville 18, Michigan State 7
1991	Fiesta	Louisville 34, Alabama 7
1977	Independence	La. Tech 24, Louisville 14
1970	Pasadena	Louisville 24, Long Beach 24
1958	Sun	Louisville 34, Drake 20

**MILESTONE WATCH**

- Jordan is 15 yards away from becoming the 18th 2,000-yard rusher at Louisville.
- Defensive lineman Ashton Gillotte needs one more sack to enter the top 10 for sacks in a season.
- Gillotte needs 2.5 tackles for loss to crack the school's top-10 list for career tackles for loss and needs 0.5 sacks.
- Brock Travelstead moved into 10th with 14 field goals made. He needs one more to move into seventh place.
- Jordan needs one more 100-yard game to move into seventh for season and career 100-yard rushing games.
- Jack Plummer needs two touchdown passes to for 10th most in a season.
- Plummer is 27 pass attempts short of tying for the 10th most in a season and two completions shy of tying for eighth.
- Plummer needs 135 yards of total offense to move into a tie for 10th most in a season.
- Brock Travelstead is three field goals shy of moving into a tie for second for most field goals made in a season.

**Cards Headed to Holiday Bowl**

- A historic 10-win season filled with memorable moments in the Derby City will culminate on Wednesday, Dec. 27, in San Diego, Calif., as the University of Louisville will square off against the University of Southern California in the DIRECTV Holiday Bowl in Petco Park, the home of the San Diego Padres.
- The Cardinals and Trojans will face off for the first time in school history and it will be the Cards' 10th ever encounter against a team from the Pac-12 Conference.
- The Trojans finished the regular season at 7-5 and 5-4 in the Pac-12 Conference and enter the postseason on a three-game losing streak.
- USC is led by quarterback Caleb Williams, the 2022 Heisman Trophy winner, who has thrown for 3,633 yards and 30 touchdowns this season. Wide receiver Tahj Washington leads the Trojans with 52 catches for 963 yards and six touchdowns. Running back MarShawn Lloyd has rushed for 820 yards and nine touchdowns.
- Brohm has led the Cardinals to a national resurgence after guiding the Cards to their first appearance in the ACC title game, falling to No. 5 Florida State 16-6. In his first season leading his alma mater, Brohm guided the Cardinals to a 10-3 overall record, the school's first 10-win season since 2013.
- The Cardinals finished No. 15 in the final College Football Playoff selection committee rankings, No. 16 in the AP Top 25 and No. 15 AFCA Coaches poll.
- Louisville is making its 26th appearance in a bowl game, compiling a 12-12-1 record. They have won two of the last three bowl games after defeating Cincinnati 24-7 in the Wasabi Fenway Bowl last season.
- The Holiday Bowl is Louisville's 19th different bowl game and the second in the state of California. The Cards tied Long Beach State 24-24 in the Pasadena Bowl in 1970.
- Petco Park will be the fourth Major League Baseball Stadium Louisville has played a bowl game in, following the 2006 Orange Bowl (Florida Marlins), Beef 'O' Brady's Bowl in 2010 (Tampa Bay Rays) and Fenway Bowl in 2022 (Boston Red Sox).

**Cards on FOX**

- The Cardinals will make their third all-time visit on FOX for the USC-Louisville game. Louisville has made two other appearances on the national network.
- The Cardinals defeated Purdue 35-28 in the 2017 season opener when Brohm served as the head coach of the Boilermakers.
- Louisville defeated Wake Forest 24-13 on FOX in the 2007 FedEx Orange Bowl.

**Fourth Neutral Site Game**

- When the Cardinals and USC compete in the Holiday Bowl, it will be the fourth neutral site game in the 2023 season.
- Louisville opened the season versus Georgia Tech in Mercedes Benz Stadium in the Aflac Kickoff game, which UofL won 39-34.

- Louisville defeated Indiana 21-14 on Sept. 15 in Lucas Oil Stadium.
- Louisville fell 16-6 to Florida State at Bank of America Stadium in Charlotte.

**Fifth NFL Stadium**

- When the Cardinals and Florida State played in Bank of America Stadium, the Cardinals competed in their fifth NFL stadium.
- The Cardinals opened the season in Mercedes Benz Stadium and then played against Indiana in Lucas Oil Stadium.
- Louisville played true road games at Pitt and Miami, both teams that play in NFL stadiums.
- Louisville has gone 4-1 in NFL stadiums this season.

**Cards Match ACC Record**

- The Cardinals closed the 2023 ACC season at 7-1, matching their best ACC record. Louisville also posted a 7-1 mark in 2016 but lost the tie-breaker with Clemson for a chance to play in the ACC title game.
- Louisville's seven ACC wins are tied for the most since joining the league in 2014.
- The seven conference wins are tied for the second most in school history. Louisville won a school-best eight league wins as members of Conference USA in 2004.

**California Players**

- The Cardinals have seven players from the state of California on their current roster.
- Bellflower- Pierce Clarkon, Jahliil McClain
- Corona- Aaron Williams
- Inglewood- Jamari Johnson, Kevin Longstreet
- Long Beach- Jermayne Lole
- Santa Monica- Sam Vaulton

**California Bowl Games**

- The Cardinals are making their second appearance in a bowl game played in the state of California when the Cards take on USC in the Holiday Bowl.
- Louisville and Long Beach State played to a 24-24 tie in the 1970 Pasadena Bowl.

**One-Score Games**

- With the 38-31 loss to Kentucky, the Cardinals played their sixth one-score game this season and the third in the last four contests.
- Louisville is 5-1 in contests decided by eight points or less. The loss to Kentucky was the only defeat this season in a game decided by one score and the first when the Cards held a lead heading into the fourth quarter.
- Louisville was outscored 17-7 in the fourth quarter in the loss to Kentucky.

**In the CFP Rankings**

- Louisville opened the 2023 College Football Playoff rankings at No. 15. They have since moved up to No. 9 in the last two CFP rankings before finishing at No. 15 in the final CFP rankings.
- After the second week, the Cards were No. 11 with the 34-3 win over Virginia Tech and moved up to 10th after the third week.
- Louisville made an appearance in the CFP



**TRACKING THE CARDS**

Week	AP	Coaches	CFP
Week 1	NR	NR	-
Week 2	NR	NR	
Week 3	NR	RV	
Week 4	RV	RV	
Week 5	RV	RV	
Week 6	25	25	
Week 7	14	15	
Week 8	21	21	
Week 9	18	18	
Week 10	15	15	13
Week 11	11	11	11
Week 12	9	9	10
Week 13	9	9	10
Week 14	15	14	
Week 15			
Week 16			

**COACHES POLL**

1.	Georgia	(12-0)
2.	Michigan	(12-0)
3.	Ohio State	(11-0)
4.	Florida State	(11-0)
5.	Washington	(11-0)
6.	Oregon	(9-1)
7.	Texas	(9-1)
8.	Alabama	(9-1)
9.	Louisville	(9-1)
10.	Oregon State	(8-2)
11.	Missouri	(8-2)
12.	Penn State	(8-2)
13.	Ole Miss	(8-2)
14.	Oklahoma	(8-2)
15.	LSU	(7-3)
16.	Utah	(7-3)
17.	Tulane	(9-1)
18.	Notre Dame	(7-3)
19.	Tennessee	(7-3)
20.	North Carolina	(8-2)
21.	James Madison	(10-0)
22.	Arizona	(8-2)
23.	Iowa	(8-2)
24.	Kansas State	(7-3)
25.	Oklahoma State	(7-3)

**ASSOCIATED PRESS POLL**

1.	Georgia	(11-0)
2.	Michigan	(11-0)
3.	Ohio State	(11-0)
4.	Washington	(11-0)
5.	Florida State	(11-0)
6.	Oregon	(9-1)
7.	Texas	(9-1)
8.	Alabama	(9-1)
9.	Louisville	(9-1)
10.	Oregon State	(8-2)
11.	Missouri	(8-2)
12.	Penn State	(8-2)
13.	Ole Miss	(8-2)
14.	Oklahoma	(8-2)
15.	LSU	(7-3)
16.	Utah	(7-3)
17.	Tulane	(9-1)
18.	James Madison	(10-0)
19.	Arizona	(7-3)
20.	Notre Dame	(7-3)
21.	Tennessee	(7-3)
22.	North Carolina	(8-2)
23.	Kansas State	(7-3)
24.	Oklahoma State	(7-3)
25.	Liberty	(10-0)

rankings for the first time since debuting at No. 25 last season.

- Louisville first appeared in the rankings during the 2016 season when it opened at No. 7.
- Louisville was as high as No. 5 in the 2016 rankings before ending at No. 13 after two-straight losses to end the regular season.

**Streiking**

- The Cardinals have scored in 300-straight games since being shutout by Florida State during the 2000 season.
- Louisville has won four-straight games against Group of 5 teams since falling to Air Force in the 2021 First Responder Bowl.
- Plummer has completed better than 64 percent of his throws in six of his last seven games.
- Louisville extends its streak of holding opponents scoreless on their first possession to 17 games.
- Defensive lineman Ashton Gillotte has started 27 consecutive games and center Bryan Hudson has made 26-straight starts.
- Wide receiver Kevin Coleman has caught a pass in 13-straight games – the only player on the roster to do so this year.

**Overtime Games**

- College football introduced overtime during the bowl season in 1995 and adopted it for regular season games in 1996. Since then, Louisville has played in 10 overtime games and has gone 5-5 in those games.
- Louisville hasn't played in an overtime game since winning at Cincinnati 31-24 during the 2013 season.
- Five of the 10 overtime games have come on the road. Louisville is 3-2 at L&N Stadium in extra time.

Date	Opponent	Score
10/7/99	at Army*	52-59 (2 OT)
9/2/00	Kentucky	40-34 (OT)
9/26/02	Florida State	26-20 (OT)
11/14/02	at Southern Miss.*	20-17 (2 OT)
10/4/03	at South Florida*	28-31 (2 OT)
10/15/05	at West Virginia*	44-46 (3 OT)
11/13/10	South Florida*	21-24 (OT)
10/26/12	Cincinnati*	34-31 (OT)
11/24/12	Connecticut*	20-23 (3 OT)
12/5/13	at Cincinnati*	31-24 (OT)

**OVERTIME RECORDS**

	W-L	Pct.
Overall	5-5	.500
Conference	3-5	.375
Regular Season	5-5	.500
Post-Season	0-0	.000
Home	3-2	.600
Away	2-3	.400
Neutral	0-0	.000
1 overtime period	4-1	.800
2 overtime periods	1-2	.333
3 overtime periods	0-2	.000

**Future ACC Schedules**

On Oct. 30, the ACC released its scheduling model for 2024-30 with the additions of SMU, Stanford and California.

**2024: HOME:** Pittsburgh, Miami, Georgia Tech, SMU | **AWAY:** at Boston College, at Virginia, at Clemson, at Stanford

**2025: HOME:** Boston College, Virginia, Clemson, California | **AWAY:** at Pittsburgh, at Virginia Tech, at Miami, at SMU

**2026: HOME:** Pittsburgh, Florida State, SMU, Stanford | **AWAY:** at Syracuse, at North Carolina, at NC State, at Georgia Tech

**2027: HOME:** Syracuse; Wake Forest, Virginia Tech, Clemson | **AWAY:** at Boston College, at Duke, at Miami, at California

**2028: HOME:** Boston College, NC State, Georgia Tech, California | **AWAY:** at Syracuse, at Virginia Tech, at Clemson, at SMU

**2029: HOME:** Syracuse, North Carolina, Duke, Virginia Tech | **AWAY:** at Pittsburgh, at Wake Forest, at Georgia Tech, at Stanford

**2030: HOME:** Boston College, Pittsburgh, Virginia, Georgia Tech | **AWAY:** at Syracuse, at NC State, at Duke, at Florida State

**Scoring Points**

- Head coach Jeff Brohm has brought a high-scoring offensive attack to the Louisville football program this season. Louisville enters the Holiday Bowl ranked 44th nationally and fifth in the ACC with a scoring average of 30.9 points per game.
- Louisville has scored 30 or more points in eight games in 2023, the most since the 2017 pulled the feat 10 times.
- The Cardinals have scored 30 or more points in four of the last five and are averaging 28.0 points per game over that span.
- In neutral-site games, the Cardinals are averaging 30.0 points per contests in wins over Georgia Tech and Indiana.
- Brohm is 7-1 this season when scoring 30 or more points and is 61-17 during his coaching career when his teams score 30 or more points in a game.

**Non-Conference Success**

- After opening the season with a conference win, the Cardinals played their fourth non-conference opponent on Nov. 25, losing to Kentucky 38-31. Louisville is 3-1 in this season against non-conference foes.
- Since joining the league, the Cardinals are 28-16 in non-conference action.
- Louisville has won seven of its last nine non-league games after going 4-1 last season in games played out of the ACC.
- Head coach Jeff Brohm is 23-14 in non-conference games in his 10 seasons as a head coach. He's guided his teams to five wins in its last seven non-league games.

**Long Drives**

- Coming out of the halftime with a 10-7 lead against Kentucky, the Cardinals put on a drive for the ages to take a 17-7 lead in the third quarter. The Cards went 75 yards in 15 plays and took 9:10 off the clock, the most time consumed by a UofL drive since a 19-play, 80-yard drive to 9:21 off the clock at Connecticut in 2009.
- Louisville opened the game with a 14-play,



## ALUMNI AFFAIRS

- First-year Louisville head coach Jeff Brohm has placed an emphasis on making alumni feel welcome around the program, and turned to several former Cardinals to fill his first staff at Louisville. Brohm has added four former players to his staff this season. Offensive coordinator/quarterback coach Brian Brohm, offensive line coach Richard Owens, and quality control specialists Brandon Sharp and Mark Sander and chief of staff Greg Brohm are new additions to the coaching staff in 2023. Former wide receiver Deion Branch is also in his second season as the Director of Player Development.
- Quarterbacks coach Brian Brohm returns to his alma mater where he starred from 2004 to 2007, and he still ranks among the Cardinals' career leaders in passing attempts (second, 1,185), passing yards (second, 10,775), passing efficiency (second, 157.92), completions (third, 780), completion percentage (third, .658), total offense (fourth, 10,819) and touchdown passes (fourth, 71). Brohm guided the 2006 Cardinals to a school best 12-1 record, including a 24-13 victory over Wake Forest in the Orange Bowl, and a No. 6 national ranking in the Associated Press final poll.
- Offensive line coach Richard Owens was a three-starter for the Cardinals from 2000-03, compiling 36 receptions for 371 yards and seven scores. He caught a career best 20 passes for 182 yards and two touchdowns in 2002 and closed his career with 12 receptions for 121 yards and three scores as a senior.
- Brandon Sharp, who is working as a quality control coach on defense, was four-year starter for the football team as well. Sharp was awarded the Louisville Defensive Coaches Award (2007), Big East second team All-Conference, Big East Conference Defensive Player of the Week (2006) and University of Louisville Dean's List (2003).
- Quality control specialist Mark Sander played for the Cardinals from 1987-90 and still ranks second on the team in career tackles with 488. A linebacker, Sander registered a season high 167 tackles during the 1988 campaign.
- Chief of Staff Greg Brohm was a four-year letterwinner and a three-year starter at Louisville from 1988 to 1992. He was the starting wide receiver during the Cardinals' 1991 appearance in the Fiesta Bowl, catching passes from his brother, Jeff.

70-yard drive that took 8:19 off the first quarter.

- With that touchdown on its first drive, Louisville has scored on its initial drive in nine of its 12 games this season, eight times with a touchdown.
- The Cardinals have 17 drives of 10 or more plays this season and 12 drives that eclipsed five or more minutes. The 9:10 scoring drive versus Kentucky was the longest of the season.

### Coin Toss to Perfection

- First-year Louisville head coach Jeff Brohm has played the coin toss to his advantage. Brohm likes to win the toss and put his defense on the field first and get the ball to start the second half.
- Brohm's teams has played it to perfection, winning the toss in 10 of 13 games (Florida State, Virginia and NC State won the toss) and putting its defense on the field first to get a stop, which sets his team up to get the ball to start the half.
- The defense has forced a stop on the first drive in all 13 games and 17-straight contests, and the offense has capitalized by scoring on nine of the first 13 drives, including eight touchdowns.
- After forcing Miami to a three-and-out, Louisville marched 69-yards in nine plays to take a 7-0 lead.
- The Cards are 9-2 this season when scoring first.
- Louisville limited Virginia Tech to -11 yards on its opening drive, which led to the Cardinals going nine plays in 5:45 to open the scoring with a Jawhar Jordan 1-yard touchdown run.
- In the 23-0 win over Duke, Louisville forced a punt against Duke and went on a 10-play, 72-yard drive that ended with a touchdown and took 5:19 off the clock.
- Louisville got the ball to open the half against Duke and drove 72 yards in 7:28 to kick a field goal and extend its lead to 17-0.
- Louisville scored touchdowns on each drive of the first and second half against Kentucky – only the second time this season. The Cards scored on both first drives of each half against Boston College on Sept. 23.

### Senior Day

- Louisville celebrated Senior Day in the loss to Kentucky, with 24 players taking part in the final farewell at L&N Stadium.
- Darrian Bell, Jarvis Brownlee, Evan Conley, Brock Domann, Storm Duck, John Paul Flores, Gilbert Frierson, Isaac Guerendo, Stephon Herron, Allan Houston, Bryan Hudson, Cole Hussung, Jawhar Jordan, Cam'Ron Kelly, Josh Lifson, Eric Miller, Jack Plummer, Jack Reiger, Quincy Riley, Emmanuel Sowders, DK Sanders, Travis Taylor, Jamari Thrash, and Willie Tyler.

### 11-3 is Uncommon

- Louisville fell to 10-3 with the 16-6 loss to Florida State in the ACC title game.
- With a win over USC in the Holiday Bowl, the

Cardinals will look for their 11th win for only the sixth time in school history and the first 11-win campaign since the 2013 team concluded the year at 12-1 under Charlie Strong.

- Head coach Jeff Brohm is the first coach to win 10 games in his first season on the sidelines at Louisville.
- The Cardinals also went 11-2 in 2012, 12-1 in 2006 and 11-1 in 2004 (with Jeff Brohm on staff). The 2001 squad also concluded the year at 11-2.

### 11-Win Seasons

2013: 12-1	Def. Miami in Russell Athletic Bowl
2012: 11-2	Def. Florida in Sugar Bowl
2006: 12-1	Def. Wake Forest in Orange Bowl
2004: 11-1	Def. Boise State in Liberty Bowl
2001: 11-2	Def. BYU in Liberty Bowl

### Get the Lead

- The Cardinals have dominated opponents in the first quarter this season, outscoring the opposition 97-21 in the opening quarter after giving up a season-high 14 points to Miami on Nov. 18.
- In racing out to a 10-3 record, the Cardinals are 9-2 this year when scoring first. Louisville has stopped its opponents on the opening drive in all 13 games, forcing nine punts and recording a pair of interceptions.
- On offense, the Cardinals have scored on nine drives – eight touchdowns and one field goal.
- In securing its 10th win of the season against Miami, the Cardinals held the Hurricanes on three plays and turned around and scored on a nine-play drive.
- The Cardinals have scored touchdowns on their first possession in six of the last eight games.
- In three of the last five games, the Cardinals have scored first after tallying drives that have taken 5:00 or more minutes off the clock. Louisville failed to score when it took the opening kickoff in the 31-24 win over Virginia.
- In the loss to Kentucky, the Cards drove 70 yards in 8:10 to take the first-quarter lead – the longest opening drive of the season.
- Louisville took its first drive 70 yards in 12 plays to take a 7-0 lead over Notre Dame and a 10-play, 72-yard drive for a touchdown against Duke.
- The Cards hold a 207-107 advantage in the first half of games this season.
- In posting four come-from-behind wins, the Cardinals are outscoring the opposition 95-50 in the fourth quarter.

### Brohm in December; Bowls

- Head coach Jeff Brohm's team's have been solid in the month of December, posting a solid 7-4 in the calendar's final month, despite losses in back-to-back conference championship games.
- Brohm will lead a team to the postseason for the seventh time in his 10 seasons as a head coach. His teams have posted a 5-1 record in bowl games and have won four in a row.
- His teams are averaging 40.8 points per game in his bowl appearances and have scored



**INDIVIDUAL SUPERLATIVES**

**300-Yard Passing Games  
Jack Plummer**

Yds	Opponent	Date	Score
420	Maryland	10/12/19	W, 40-14
327	at Iowa	10/19/19	L, 20-26
367	at Minnesota	11/20/20	L, 31-34
334	Nebraska	12/5/20	L, 27-37
313	Oregon State	9/4/21	W, 30-21
406	at USC	11/5/22	L, 35-41
318	UCLA	11/25/22	L, 28-25
388	Boston College	9/23/23	W, 56-28
350	Pitt	10/14/23	L, 21-38
308	Miami	11/18/23	W, 38-31

**100-Yard Rushing Games  
Jawhar Jordan**

(9 career, 9 at UofL, 5 in 2023)

Yds	Opponent	Date	Score
117	James Madison	11/5/22	W, 34-10
105	NC State	11/19/22	W, 25-10
145	at Kentucky	11/26/22	L, 13-26
115	vs. Cincinnati	12/17/22	W, 24-7
135	Murray State	9/7/23	W, 56-0
113	vs. Indiana	9/16/23	W, 21-14
134	Boston College	9/23/23	W, 56-28
143	Notre Dame	10/7/23	W, 33-20
163	Duke	10/28/23	W, 23-0

**Maurice Turner**

Yds	Opponent	Date	Score
160	vs. Cincinnati	12/17/22	W, 24-7

**Isaac Guerendo**

Yds	Opponent	Date	Score
146	Virginia Tech	11/4/23	W, 34-3
114	Maryland	11/5/22	W, 23-10

\* - one at Wisconsin (2022)

**100-YARD RECEIVING PERFORMANCES**

**Ahmari Huggins-Bruce**

Yds	Opponent	Date	Score
151	Eastern Kentucky	9/11/21	W, 30-3
110	Boston College	9/23/23	W, 56-28

**Jamari Thrash**

Yds	Opponent	Date	Score
103	Arkansas State	11/20/21	W, 28-20
213	Charlotte	9/17/22	L, 41-42
164	Louisiana-Monroe	11/12/22	L, 28-31
136	at James Madison	11/19/22	L, 40-42
167	at Marshall	11/26/22	L, 23-28
159	vs. Indiana	9/16/23	W, 21-14
120	at Pitt	10/14/23	L, 21-38

over 38 points in five of six contests.

- Auburn beat his 2018 Purdue team 63-14 – his lowest output as a head coach in bowl games.
- This will be the sixth different bowl game his teams have participated in after, including two berths in the Music City Bowl.
- Brohm will be making his second appearance in a California bowl as his 2017 team defeated Arizona 38-35 the Foster Farms Bowl in Santa Clara, Calif.

**Louisville Offensive Notes**

- The Cardinals have four seniors, three juniors, three sophomores and one freshman who are listed as starters.
- The Cardinals are averaging 419.3 yards of total offense, which ranks 44th in FBS and fifth in the ACC. The Cards have eclipsed 400 yards of total offense in seven of 13 games.
- The Cardinals have scored 30 or more points in eight games and rank 31st in FBS and third in the ACC, averaging 33.0 points per game.
- Louisville ranks 46th nationally in rushing offense and eighth in the ACC, averaging 175.3 yards per game. The Cardinals have rushed for over 150 yards in nine of 13 games and have achieved at least that number in four-straight games. Louisville was limited to 77 in the ACC title game against Florida State, the third time being held to less than 100 yards in a season.
- The Cards average 4.7 yards per carry, which is the 37th-best total in the nation. Louisville has totaled 23 rushes of 20 or more yards, which is the 13th-best total nationally.
- The Cards have 27 rushing touchdowns this season and have at least one in 11 of 13 games.
- The Cardinals have 95 fourth-quarter points this season, totaling at least 14 points in five contests.
- The 690 yards against Murray State is Louisville's 9th highest total in a game. The 524-yard margin in total offense is the second highest in a game, trailing only the 596-yard margin vs. Murray State on Sept. 30, 2017.
- QB Jack Plummer finished 18-of-21 for 388 yards passing with five touchdown passes and no interceptions in the Boston College win, in addition to a nine-yard touchdown run.
- Plummer completed five passes of at least 40 yards each, giving him nine on the season.
- Plummer completed 15 straight passes before an incompletion on his final attempt, tying him for the fourth longest completion streak in program history.
- The Cardinals have thrown for over 300 yards in four games during the Jeff Brohm era.
- Running back Jawhar Jordan has five 100-yard rushing games and five games with two or more rushing scores. The junior has rushed for 1,128 yards, becoming the 23rd player to rush for 1,000 yards in a season. Jordan reached 2,037 career rushing yards to become the Cards' 18th 2,000-yard career rusher.
- Louisville ranks 21st nationally in time of possession at 31:53 per game.

**NATIONAL SACK LEADERS**

1.	Javon Solomon, Troy	16.0	102	1.23
2.	Jalen Green, JMU	15.5	120	1.72
3.	Trey Moore, UTSA	14.0	89	1.17
4.	Mohamed Kamara, Laiatu Latu, UCLA	13.0	81	1.08
6.	Ahmed Hassanein, Boise St	12.5	85	0.96
7.	Jonah Ellis, Utah	12.0	100	1.20
8.	Ashton Gillotte, Louisville	11.0	71	0.85

- Jordan ranks 19th in rushing touchdowns with 13 and 18th nationally with an average of 6.2 yards per carry.
- Plummer ranks 28th and third in the ACC with an average of 13.0 yards a completion and third in the ACC with an 8.3 average per pass attempt.

**Head Coaches at Alma Mater**

- Head coach Jeff Brohm, a 1994 graduate of Louisville, is one of 19 current FBS head coaches to lead his alma mater.
- A three-year starter, he still ranks among the Cardinals' career leaders in touchdown passes (tied for eighth, 38), total offense (ninth, 5,410), completion percentage (ninth, .562), passing yards (10th, 5,451), and passing efficiency (ninth, 129.97), passing attempts (10th, 715) and completions (10th, 402) through the 2022 season. Brohm was voted the team's Most Valuable Player during both his junior and senior seasons, and his No. 11 became part of the Louisville Ring of Honor in 2006.

**No Stranger to Top-10 Wins**

- One of the reasons head coach Jeff Brohm was lured back to his alma mater was his ability to win big games. In his 10 seasons as a head coach, Brohm has led his teams to four wins over top-10 opponents after Louisville's 33-20 win over No. 10 Notre Dame at L&N Stadium on Oct. 7. The top-10 win was his first at Louisville after securing three at Purdue.
- While at Purdue, Brohm's teams went 3-5 against top-10 teams, including three wins over top-three teams. In 2021, Brohm led his charges to a win at No. 2 Iowa (24-7) and defeated No. 3 Michigan State (40-29). His biggest win came during the 2018 season when Purdue blasted No. 2 Ohio State (49-20).
- Head coach Jeff Brohm faced a top-10 opponent for the 11th time in his career. He now owns a 4-7 all-time mark against teams in the top 10, after the 33-20 win over No. 10 Notre Dame. It was his first top 10 win since a 40-29 win over the Spartans in 2021.
- Brohm has been solid against teams ranked in the top five, posting a 3-4 record with wins over No. 2 Iowa in 2021, No. 3 Michigan State in 2021 and No. 2 Ohio State in 2018.
- His teams are 4-8 on the road in top-25 contests and 6-6 at home, including top-three wins over Michigan State and Ohio State.

**BROHM VS. TOP 25 OPPONENTS**

Dec. 2, 2023	#4 Florida St.	L, 6-16
Oct. 28, 2023	#20 Duke	W, 23-0
Oct. 7, 2023	#10 Notre Dame	W, 33-20
Oct. 1, 2022	at #21 Minnesota*	20-10



**LAST GAME**

**FLORIDA ST. 16, LOUISVILLE 6**

Team Stats	LOU	FSU
First Downs	10	12
Rushes-Yards	34-77	44-164
Passes	14-36-1	8-21-0
Passing Yards	111	55
Total Offense	188	219
3rd Downs	3-18	2-16
Turnovers	1	0
Penalties	5-48	3-20
Time of Possession	28:32	31:28

**LOU RUSHING LEADERS**

Jordan 14-52-0, Turner 2-41-0, Guerendo 4-10-0

**LOU PASSING LEADERS**

Plummer 14-36-1-111-0

**LOU RECEIVING LEADERS**

Thrash 7-57-0, Jordan 3-21-0

**LOU DEFENSIVE LEADERS**

Quinn 11 tackles

**LOU SPECIAL TEAMS LEADERS**

Hodges 9-41.2

**NOTING LAST WEEK'S GAME**

- Florida State was penalty-free in the first half, marking three straight halves without an opponent penalty for the first time since records are available (1962).
- Louisville extends its streak of holding opponents scoreless on their first possession to 17 games.
- Louisville holds its 11th opponent in 13 games this season scoreless in the first quarter, the most first-quarter shutouts in program history.
- Louisville extends its scoring streak to 300 games, the ninth longest active streak in FBS.
- Each team punted nine times for the first time in a Louisville game since Drake and Louisville punted 10 and 11 times, respectively, on Sept. 25, 1971.
- Louisville limits Florida State to 219 yards of total offense, the second lowest output by the Seminoles in the all-time series, surpassing only a 212-yard outing vs. the Cards in 1970.
- The Cards held Florida State to its lowest offensive yard total since Miami held the Seminoles to 203 yards on Nov. 2, 2019.
- QB Jack Plummer was 14-of-36 passing for a season-low 111 yards, no touchdowns, and one interception. He rushed 13 times for a loss of 32 yards including seven sacks for 59 yards.
- RB Jawhar Jordan led Louisville's rushers with 52 yards on 14 carries, reaching 2,037 career rushing yards to become the Cards' 18th 2,000-yard career rusher.
- WR Jamari Thrash led Louisville's receivers with seven receptions for 57 yards.
- LB TJ Quinn led the Louisville defense with 11 tackles.

Nov. 12, 2022	at #21 Illinois*	31-24
Dec. 3, 2022	vs. #2 Michigan	22-43
Sept. 18, 2021	at #10 Notre Dame	13-27
Oct. 16, 2021	at #2 Iowa*	24-7
Oct. 23, 2021	#25 Wisconsin*	13-30
Nov. 6, 2021	#3 Michigan State*	40-29
Nov. 13, 2021	at #4 Ohio State*	31-59
Nov. 14, 2020	#23 Northwestern*	20-27
Oct. 5, 2019	at #12 Penn State*	7-35
Oct. 19, 2019	at #23 Iowa*	20-26
Nov. 23, 2019	at #12 Wisconsin*	24-45
Sept. 22, 2018	#23 Boston College	30-13
Oct. 20, 2018	#2 Ohio State*	49-20
Nov. 3, 2018	#16 Iowa*	38-36
Sept. 2, 2017	vs. #16 Louisville	28-35
Sept. 23, 2017	#8 Michigan*	10-28
Oct. 14, 2017	at #7 Wisconsin*	9-17
Nov. 11, 2017	at #23 Northwestern*	13-23
Sept. 10, 2016	at #1 Alabama	10-38
Oct. 24, 2015	at #5 LSU	20-48
Nov. 28, 2014	at #19 Marshall	67-66 (OT)

\* Conference game

**TOP 25 MATCH-UPS**

Date	Rk	Opponent	Rk	Score	Site
Jan. 1, 1991	18	Alabama	25	34-7	N
Oct. 9, 1993	17	West Virginia	24	34-36	A
Nov. 6, 1993	13	Tennessee	7	10-45	A
Nov. 13, 1993	20	Texas A&M	11	7-42	A
Dec. 29, 2000	22	Colorado St.	23	17-22	N
Dec. 31, 2001	23	BYU	19	28-10	N
Oct. 14, 2004	18	Miami	3	38-41	A
Dec. 31, 2004	7	Boise St.	10	44-40	N
Jan. 2, 2006	15	Va. Tech	12	24-35	N
Sept. 16, 2006	12	Miami	17	31-7	H
Nov. 2, 2006	5	West Virginia	3	44-34	H
Nov. 9, 2006	3	Rutgers*	15	25-28	A
Jan. 2, 2007	5	Wake Forest	15	24-13	N
Jan. 2, 2013	22	Florida	4	33-23	N
Dec. 30, 2014	20	Georgia	13	14-37	N
Sept. 17, 2016	10	FSU	2	63-20	H
Oct. 1, 2016	3	Clemson*	5	36-42	A
Dec. 31, 2016	15	LSU	19	9-29	N
Sept. 16, 2017	14	Clemson*	3	21-47	H
Oct. 5, 2017	17	NC State	24	25-39	A
Sept. 19, 2020	18	Miami	17	34-47	H
Sept. 26, 2020	24	Pitt*	21	20-23	A
Oct. 7, 2023	25	Notre Dame	10	33-20	H
Oct. 28, 2023	20	Duke	18	23-0	H
Dec. 2, 2023	14	Florida St.	4	6-16	N

**Efficient in the Passing Game**

- Jeff Brohm has helped the Cardinals become extremely efficient in the passing game. With Jack Plummer running the offense, the Cardinals are 38th nationally and second in the ACC in completion percentage at 64.0 percent, which is the highest percentage since 2013 when Teddy Bridgewater helped the Cards complete 70.8 percent of their passes.
- On seven different occasions, the Cardinals completed better than 67.0 percent of their passes, including 91.7 percent in a win over Virginia Tech – tied for one of the best marks in school history.
- Louisville ranks 32nd in yards per completion at 12.95 is 28th with an average pass attempt of 8.3 yards.
- The Cards are also ranked 41st in pass effi-

**ACC STANDINGS**

TEAM	ACC	OVERALL
Florida State	8-0	13-0
Louisville	7-1	10-3
NC State	6-2	9-3
Georgia Tech	5-3	6-6
Virginia Tech	5-3	6-6
North Carolina	4-4	8-4
Clemson	4-4	8-4
Duke	4-4	7-5
Boston College	3-5	6-6
Miami	3-5	7-5
Syracuse	2-6	6-6
Pitt	2-6	3-9
Virginia	2-6	3-9
Wake Forest	1-6	4-7

ciency offense nationally.

- Louisville owns six passing plays of over 50 yards and three of over 60 yards.

**Give Us the Time**

- Give head coach Jeff Brohm credit for helping his team manage the football game this season. In the last three home wins, the Cardinals used a ball control offense to guide them to wins. In three victories, the Cardinals ran the ball 117 times and threw it 57 times in combined 88-27 victories over Duke, Virginia Tech and Virginia.
- Louisville has averaged 215.7 yards on the ground in those last three wins and won the time of possession battle by holding the ball for an average of 33:45 per game.
- The Cardinals ran it 31 times for 180 yards in the win over Virginia and had one rushing score.
- In the win over the Hokies, the Cardinals rushed 38 times for 231 yards and completed 12-of-13 passes for 151 yards in the 34-3 win. Louisville held the ball for 32:15 in the victory over Hokies. The Cardinals totaled 168 yards on first down and averaged 7.0 yards per play on first down.
- Against the Hokies, Louisville completed 92.3% of its passes with 12-of-13 passing, setting a new school record for completion percentage in a game with a minimum of 10 completions and completed passes to eight different receivers.
- In the shutout victory over Duke, the Cardinals did just enough offensively to dominate the game. Louisville rushed 48 times for 234 yards and controlled the football for 36:51 of the game. In the passing game, Louisville threw it 16 times.
- Louisville ranks 19th in the country in time of possession, controlling the ball for an average 32:10 per game. The Cards held a 13:02 time of possession advantage in the loss to Kentucky.
- Louisville has won the time of possession in nine of 12 games this season.
- The Cards have rushed for over 200 yards in four games this year and are 7-0 over the last two seasons when hitting that number.
- After turning the football over three times in a loss to Pitt, the Cardinals have two turnovers in their last four conference wins.
- Louisville is +8 in their nine wins this season



**2023 HONORS**

**Jarvis Brownlee**

- Reese's Senior Bowl Watch List
- All-ACC Honorable Mention

**Storm Duck**

- Reese's Senior Bowl Watch List

**Ashton Gillotte**

- Wuerffel Award Trophy Watch List
- Chuck Bednarik Midseason Award Watch List
- PFF Edge Defender Third-Team Midseason AA
- CBSSports Midseason All-American Team
- ACC Defensive Lineman of the Week (Nov. 13)
- Bednarik Award Semifinalist
- First-team All-ACC
- Second Team All-American - The Athletic
- Second Team All-American - US Today
- Second Team All-American - SI.Com
- Second Team All-American - Walter Camp

**Bryan Hudson**

- Preseason All-ACC
- Outland Trophy Watch List
- Rimington Award Watch List
- Reese's Senior Bowl Watch List
- ACC Offensive Lineman of the Week (Sept. 25)
- First Team All-ACC
- Jacob Blocking Award

**Jawhar Jordan**

- Paul Hornung Award Watch List
- Doak Walker Award Watch List
- Paul Hornung National Player of the Week (Sept. 25)
- ACC Back of the Week (Sept. 25)
- ACC Back of the Week (Oct. 31)
- First team All-ACC

**Cam'Ron Kelly**

- ACC Defensive Back of the Week (Sept. 25)
- ACC Defensive Back of the Week (Oct. 2)
- All-ACC Honorable Mention

**Jermayne Lole**

- Reese's Senior Bowl Watch List

**Vincent Lumia**

- Reese's Senior Bowl Watch List

**Eric Miller**

- Honorable Mention All-ACC

**Devin Neal**

- Third-Team All-ACC

**Jack Plummer**

- Maxwell Award Watch List
- Reese's Senior Bowl Watch List
- ACC Quarterback of the Week (Sept. 25)
- Third Team All-ACC

**Jamari Thrash**

- Reese's Senior Bowl Watch List
- Second Team All-ACC

**Brock Travelstead**

- ACC Specialist of the Week (Sept. 5)
- ACC Specialist of the Week (Oct. 2)

**Willie Tyler**

- Honorable Mention All-ACC

and are -5 in its two losses – turning it over three times in each of those losses.

**Jordan Makes the Most of His Runs**

- Jawhar Jordan made a number of special plays in the running game this season. Not only did he rush for 1,128 yards, he showed an ability to break tackles and record a number of big runs.
- Jordan rushed 181 times but was able to garner 51 first downs and recorded 32 missed tackles through the 13 games.
- Jordan ranked in the top 30 nationally with 24 explosive runs of 10 or more yards.
- The junior also recorded 577 yards after contact, which ranked 45th in the country among running backs.

**That's Not Thrash**

- Wide receiver Jamari Thrash has been the main target for the Cardinals in the passing game this season, and has stood out over the last two games.
- Despite losing the last two games, Thrash has been someone the offense can count on. He's caught 13 passes for 117 yards. He caught seven passes for 57 yards in the loss to Florida State and added six catches for 60 yards against Kentucky.
- The junior has caught a pass in all 12 games he's played in and caught four or more passes in eight of the 12 games this season.
- The second team All-ACC honoree led the Cards with 63 receptions for 858 yards and six scores.
- Forty-one of his 63 receptions have gone for first downs this season and owns almost half of his yards have come after the catch.

**Pretty Evident Why**

- It's pretty evident the offense has struggled in three losses this season, especially in the ACC title game against Florida State. The Cardinals were held to a season low 188 yards of offense, which was the lowest output since totaling 171 yards in a loss to West Virginia in 2010. Louisville is averaging 443.0 yards of offense in its 10 wins and just 340.3 in its losses this year.
- Louisville was held to a season low six points in the ACC title loss to Florida State and are

averaging 19.3 points per game in the three losses.

- In the 10 wins, the Cardinals were averaging 196.1 yards rushing per game, while averaging 5.2 yards per carry compared to the 106.0 yards per game and just 2.89 yards a carry in the three defeats, Louisville totaled 2.3 yards per carry and just 77 yards against the Seminoles.

**Wins Versus Losses**

Category	Wins	Losses
Points	34.3	19.3
Rushing Offense	196.1	106.0
Yards Per Carry	5.2	2.89
Passing Offense	246.9	234.3
Total Offense	443.0	340.3
Yards Per Play	6.92	4.42

**Kurisky and Gatewood Make Big Plays**

- Head coach Jeff Brohm has preached needing more production from the tight end position and that's exactly what he's received in last three games, where the two have combined for 14 receptions for 156 yards and a pair of scores.
- In the loss to Kentucky, Kurisky caught three passes for 25 yards, while Gatewood grabbed two passes for 25 yards and an 11-yard touchdown.
- In the win over Miami, the duo of Nate Kurisky and Joey Gatewood combined to catch eight passes for 101 yards after entering the game with 11 catches for 134 yards in the first 10 games.
- Kurisky caught a career-high five passes for 50 yards and put the Cards on the board with a two-yard reception on the team's first drive. He caught a career long 23-yard reception on 4th and two to keep the initial drive alive.
- A former quarterback, Gatewood moved to the tight end spot after transferring from UCF. Entering the game with just four receptions for 74 yards, Gatewood caught three passes for 51 yards, including a two-yard reception.
- For the season, the two have combined to catch 25 passes for 288 yards and five touchdowns.
- Kurisky has caught a career best 16 passes for 138 yards and two touchdowns, while

**THIS DAY IN HISTORY**

**Dec. 27**

**Record:** 0-1  
**Streak:** L1

Year	Opponent	Site	Score
2011	North Carolina State	N	24-31

\* Belk Bowl



**RECORD BREAKDOWN**

Category	Overall	ACC
at L&N Stadium	6-1	4-0
in Away Games	2-1	2-1
at Neutral Sites	2-1	1-0
Day Games	5-1	4-0
Night Games	5-2	4-1
vs. Top 25 teams	2-1	1-0
vs. Top 10 teams	1-1	0-0
vs. Top 5 teams	0-1	0-0
TV games	10-3	7-1
on ESPN	4-0	4-0
on ABC	2-2	1-0
on ESPN2	0-0	0-0
on ESPNU	0-0	0-0
on ACC Network	3-0	2-0
on Big Ten Network	1-0	0-0
on CW	0-1	0-1
Scoring first	9-2	7-1
Opponents score first	1-1	1-0
Leading at halftime	6-2	5-1
Trailing at halftime	3-1	3-0
Tied at halftime	1-0	0-0
Leading after 3rd Q	6-2	4-1
Trailing after 3rd Q	3-2	3-1
Tied after 3rd Q	1-0	1-0
Overtime games	0-0	0-0
Scoring >than 20 pts	1-1	1-0
Scoring 20-29 pts	2-1	1-1
Scoring 30-39 pts	5-1	4-0
Scoring 40-49 pts	0-0	0-0
Scoring 50+ pts	2-0	2-0
Allow > than 20 pts	5-1	3-0
Allow 20-29 pts	3-0	2-0
Allow 30-39 pts	2-2	2-1
Allowing 40+ points	0-0	0-0
300-399 yards of offense	5-0	4-0
400-499 yards of offense	4-2	3-1
500-599 yards of offense	1-0	1-0
600+ yards offense	1-0	1-0
Rushing for >than 100 yards	1-2	1-1
Rushing for 150+ yards	8-1	7-0
Passing for less than 300 yards	6-2	5-0
Passing for 300-399 yards	3-1	3-1
Passing for 400-499 yards	0-0	0-0
Passing for 500+ yards	0-0	0-0
Allow > 100 yards rushing	6-2	4-1
Allow 100-199 yards rushing	4-1	4-0
Allow 200+ yds rushing	0-0	0-0
Allow > 200 yards passing	4-1	4-0
Allow 200-299 yards passing	3-2	2-1
Allowing 300-399 yards passing	3-0	3-0
Allow 400+ yards passing	0-0	0-0
Allow > 300 yards offense	5-3	3-1
Allow 300-399 yards offense	1-0	0-0
Allow 400-499 yards of offense	4-0	4-0
Allow 500+ yards of offense	0-0	0-0
Having no turnovers	3-0	3-0
Forcing no turnovers	2-2	2-1
Leading turnover margin	6-0	5-0
Trailing turnover margin	1-3	1-1
Tied in turnover margin	3-0	2-0
Having 0-1 takeaways	5-3	4-1
Having 2 or more takeaways	5-0	4-0
Leading in time of possession	7-2	6-1
When trailing in time of poss.	3-1	2-0

Gatewood has totaled nine passes for 150 yards and three touchdowns.

**As the Bell Tolls**

- The Cardinals have been looking for additional play makers and they have found one in sophomore Chris Bell. The 6-foot-3 wideout has moved up to second on the team with 26 receptions for 386 yards and a pair of scores.
- The native of Yazoo City, Miss. has recorded a career-high four receptions in three different games. He grabbed four passes for 48 yards and a touchdown in the loss to Pitt and four catches for 58 yards in the win over Miami.
- Bell is averaging a solid 14.8 yards per reception and owns six catches of 20 or more yards.
- In the last seven games, Bell has caught 19 passes for 211 yards and one score.
- As a true freshman last season, Bell caught seven passes for 105 yards as a freshman last year.

**Fourth Comeback Victory**

- The Cardinals claimed their fourth come-from-behind victory of the season in the win over Miami. It equals the most in a season since 2012.
- Louisville battled back from a 28-23 deficit with a 15-point fourth quarter to defeat Miami 38-31.
- Louisville had to recover from a 24-17 deficit to defeat Virginia 31-24 on Nov. 9.
- Placekicker Brock Travelstead booted a school record 53-yard field goal to come back from a 10-0 half-time deficit to defeat NC State 13-10 on the road.
- In the season opener, the Cards trailed Georgia Tech 28-13 at the half before winning 39-34.
- The Cardinals own five one-possession wins this season.

**Big Boys Coming Together**

- The UoL offensive line has been one of the most unsung groups in the country, but they continue to perform at a high level each week. Behind a group of three seniors, a junior and one sophomore, the line has led a rushing offense that is averaging 175.3 yards on the ground and is ranked 46th nationally. The Cards have rushed for over 200 yards in two of its last four wins.
- The offensive line has helped produce a 100-yard rusher in six of 13 games this season.
- Miami entered the game ranked seventh nationally in sacks at 3.3 per game and were held without a sack for the first time this season.
- The starting offensive line of center Bryan Hudson, guards Austin Collins, Michael Gonzalez, and tackles Willie Tyler and Eric Miller have combined for 131 career starts but only 59 have come together at Louisville.
- Hudson has started 26 games at Louisville after transferring from Virginia Tech and Gonzalez and Collins were both signed as freshman and have 18 and seven starts, respectively.
- Miller has started 41 games, 29 at Purdue, and

Tyler transferred in from Rutgers and owns 30 starts.

**Getting the Ball Down the Field**

- The Cardinals have done a good job getting the ball down the field in the passing game. Through 13 games, the Cardinals are fifth in the league and 32nd nationally in passing yards per completion.
- Louisville is averaging 13.0 yards a completion after this season and have used the big play to achieve a 10-3 record. Wide receiver Kevin Coleman broke open the win over Miami with a 58-yard touchdown reception with 4:17 remaining in the game. It was the sixth 50 or more yard pass play this season, which is 23rd in the country.
- Louisville is also tied for fifth in the country with three pass plays of over 70 yards this year.
- In passing yards per attempt, the Cardinals are averaging 8.3 yards per attempt, which is the 28th-best mark nationally.
- Quarterback Jack Plummer is third in the league and is 28th in the country in passing yards per completion at 13.3. He also is third in the ACC with an average of 8.3 yards an attempt.

**Fourth Quarter Propels Cards to Pair of Wins**

- In order to clinch its first appearance in the ACC title game, the Cardinals needed a pair of big fourth quarters to get to 7-1 in the ACC.
- Quarterback Jack Plummer was brilliant in the fourth quarter of those two wins over Virginia and Miami, completing 11-of-14 passes for 238 yards and two touchdowns. He was 6-of-7 for 135 yards and the game-winning touchdown pass to Kevin Coleman against Miami and was 5-of-7 against Virginia for 103 yards and one touchdown pass.
- In the 38-31 win over Miami, the Cards used a 15-3 final period to clinch their first appearance in the ACC title game. Trailing 28-23 in the third quarter, the Cardinals took a 31-28 lead on a six-yard Evan Conley run, and after a long field goal, the Cards sealed the win with a 58-yard reception by Kevin Coleman.
- After Virginia scored 21 points in a four-minute span of the third quarter to erase a 14-0 advantage, the Cardinals were able to win the game by outscoring the Cavaliers 17-3 in the final quarter.
- The Cardinals totaled 187 yards in the final quarter versus Virginia, including 84 on the ground. Isaac Guerendo secured the win with a 73-yard touchdown run with 3:24 to put the Cards ahead 31-24.
- Louisville tied the game at 24-24 when Jack Plummer hit Ahmari Huggins-Bruce with a 52-yard strike.
- After Virginia kicked a field goal to go ahead 24-17, the Cardinals held the Cavs to just 44 yards on their final two drives.

**70+**

- Isaac Guerendo scored the game-winning touchdown with a 73-yard touchdown run late in the fourth quarter in the 31-24 win over



**THE GRADUATES**

NAME	DEGREE
Harrison Bailey	Urban Studies
Jeff Clark	Interdisciplinary Studies
Evan Conley	Marketing
Brock Domann	Sports Administration
Storm Duck	Exercise Science
John Paul Flores	Religion
Gilbert Frierson	Sociology
Joey Gatewood	General Studies
Isaac Guerendo	Finance
Stephon Herron	American Studies
Allan Houston	Entrepreneurship Studies
Bryan Hudson	Finance
Jawhar Jordan	Criminal Justice
Cam Kelly	Psychology
Josh Lifson	Business Administration
Jermayne Lole	Sociology
Nick Lopez	Political Economics
Vincent Lumia	Liberal Arts
Eric Miller	Management
Jack Plummer	Management
Ramon Puryear	Business Administration
Jack Reiger	Business Administration
Emannual Sowders	Sports Administration
Brock Travelstead	Sports Administration
Willie Tyler	Sports Administration

Virginia. It was the Cardinals' sixth play this season of 70+ yards.

- Louisville, Florida State, and Tennessee are the only teams in FBS with three rushing plays of at least 70 yards and the Cards are one of two teams with six scrimmage plays of 70+ plays.
- Jawhar Jordan is one of six players with two rushes of over 70 yards and Jamari Thrash has a pair of 70+ yard receptions.

**One-Two Punch**

- The duo of Jawhar Jordan and Isaac Guerendo have become one of the better running back duos especially when it comes to putting the ball in the end zone. The combination is one of two groups in the ACC with a pair of players with eight or more rushing touchdowns.
- The UofL duo have combined to record 21 rushing touchdowns. Jordan has 13 rushing scores, while Guerendo has added eight. North Carolina's Omarion Hampton and Drake Maye have 24 rushing touchdowns.
- Jordan and Guerendo are the top rushing duo in the ACC, combining for 1,777 yards this season. The two combined average 6.1 yards per carry. Jordan is third in the ACC at 6.2 yards a carry and Guerendo is seventh at 6.0.
- Jordan became the first Louisville running back to rush for 1,000 yards in a season since Javian Hawkins in 2019. He rushed for 52 yards on 14 carries versus Kentucky to push his season total to 1,128 yards.
- Guerendo has a career best 649 yards and has scored five touchdowns in the last five games.

**Cards Look to Finish in Top 20 Defensively**

- Defensive coordinator Ron English's defense has been stellar with a number of defensive categories ranking in the top 25 of the national rankings, and the Cardinals are looking to finish in the top 20 defensively for the first time since 2016 when they finished 14th.
- Louisville ranks 20th in the country in scoring defense, allowing just 19.7 points per game, but the offense has allowed a pair of "pick six" touchdowns and a kickoff return for a TD, which would lower the total to 18.2 points per game.
- The Cards have limited seven opponents to 20 or fewer points and posted a pair of shut-outs. Louisville has also held four opponents to fewer than 10 points for the first the second-straight year.
- In the red zone, the Cards are the best in the country at 69.0 percent. Through 13 games, the Cards have allowed just 26 trips, which is the seventh fewest nationally and opponents have only scored 15 touchdowns, which is the 12th fewest in the nation.
- Louisville's defense has improved to 16th in the country at 307.3 yards per game and are allowing the opposition to average just 5.1 yards per play, which stands 28th nationally.
- In the 16-6 loss to Florida State, the Cardinals held the Seminoles to 219 yards of total offense, the eighth time a team was held to 300 yards or fewer in a game.
- The Cards have only allowed 191 plays of 10 or more yards, which ranks 30th nationally and just 65 plays of 20 or more yards.
- The Cards have been stellar on third down at 28.1 percent, which ranks sixth nationally. In the last three wins, opponents have converted just 14-of-52 attempts (26.9) and haven't allowed more than six conversions in the last nine games. Florida State was just 3-of-18 in the ACC title game versus the Cards.
- Louisville's defense has been stellar against the run, ranking 12th nationally at 101.9 yards per game. The Cards are allowing just 3.3 yards per carry and have held five of the last nine opponents to less than 100 yards – and eight of 13 on the season.

**Who is Jack Plummer?**

- In five seasons, one at California (2022), and four at Purdue (2018-21), quarterback Jack Plummer made 24 starts in 33 games played, connecting on 601 of his 943 passes for 6,500 yards and 47 touchdowns. In that time, he had just 19 interceptions.
- In his lone season at Cal, Plummer completed 282-of-451 passes (62.5%) for 3,095 yards that ranked sixth on Cal's all-time single-season list with 21 touchdowns, which tied him for eighth and nine interceptions for a 131.5 rating. He ranked third in the Pac-12 and tied for 16th nationally in completions per game (23.50) through the end of the 2022 regular season and completed at least 20 passes in 10 of 12 games including each of the last eight. The native of Gilbert, Ariz., threw for three touchdowns or more five times and at least

one touchdown pass in 10 of 12 games .

- While at Purdue, Plummer played in 21 games with 13 starts over the final three seasons of his four campaigns at Purdue and completed 319-of-492 passes (64.8%) for 3405 yards with 26 touchdowns and 10 interceptions for a 136.35 quarterback rating. Plummer played in a career-high-tying nine games including starts in each of the first four and helped his squad post a 3-1 record in those contests as a 2021 junior when he completed 87-of-127 passes (68.5%) for 864 yards with seven touchdowns and no interceptions for a 143.84 quarterback rating playing for a team that finished 9-4 overall and defeated Tennessee in the Transperfect Music City Bowl.

**Plummer in the Red and White**

- In his first season with the Cardinals, Jack Plummer has completed 235 of his 370 passing attempts (63.5 percent) for 3,063 yards, 21 touchdowns and 12 interceptions through 13 games.
- He also owns a 10-3 record as a starter, which is the best record as a first-year starter in school history.
- In the last three games, Plummer seems to be playing his best football, completing 72.0 percent of his throws and passing for 793 yards (264.3) and seven touchdowns.
- Plummer has thrown for at least 240 yards and at least one touchdown in nine of his first 12 games at Louisville after throwing for 243 yards and two touchdowns against Kentucky – the fifth game this season with two or more touchdown passes.
- The senior is completing 66.2 percent of his passes, which ranks 28th in the country. He's completed 70 percent or better of his throws in five of the first 12 games after completing 91.7 percent versus Virginia Tech – his first win over the Irish after two losses prior in his career.
- Plummer tied the single game school record for completion percentage, a record not matched since Jim Wagoner set it vs. Drake on Oct. 19, 1974 (minimum 10 completions).
- In two games versus ranked opponents – both wins – Plummer was efficient, going 28-of-40 for just 262 yards and one touchdown, but didn't throw an interception.
- Through 12 games, Plummer ranks 24th and is second in the ACC in passing yards per completion with a 13.4 average and is 20th nationally and first in the league in yards per attempt at 8.8.
- The 6-foot-5 signal caller ranks 44th in the nation in total offense with an average of 251.0 yards per game and is 25th in passing efficiency. His 21 touchdowns are 35th in the country.
- Plummer is fifth in the FBS with three passes gaining 70 or more yards and 19th with 22 passes gaining 30 or more yards. Thirteen of Plummer's 21 touchdown passes have gone for over 20 yards.
- The Cal transfer had an efficient 18-of-21 passes for 388 yards and a career high five touchdowns. The 388 yards was the eighth



**FBS HEAD COACHES AT ALMA MATER**

Air Force – Troy Calhoun
App State – Shawn Clark
Arizona State – Kenny Dillingham
Ball State – Mike Neu
Boise State – Andy Avalos
BYU – Kalani Sitake
Fresno State – Jeff Tedford
Georgia – Kirby Smart
Georgia Tech – Brent Key
Hawaii – Timmy Chang
Louisiana – Michael Desormeaux
Louisville – Jeff Brohm
Miami (Fla.) – Mario Cristobal
Michigan – Jim Harbaugh
New Mexico – Danny Gonzales
Northern Illinois – Thomas Hammock
Oklahoma State – Mike Gundy
Oregon State – Jonathan Smith
Vanderbilt – Clark Lea

300-yard game of his career and his 17th multi-touchdown game of his career.

- Plummer accounted for six touchdowns in Louisville's 56-28 win vs. Boston College, passing for five and running for another. This was the eighth time in program history that a Louisville player has been responsible for six or more touchdowns.
- Plummer completed 15 straight passes before an incompletion on his final attempt, tying him for the fourth longest completion streak in program history.
- The 388 passing yards were the most by a UofL quarterback since Lamar Jackson passed for 393 yards against North Carolina in 2017.
- Plummer guided the Cardinals to 39 points, the most by a UofL quarterback in his debut since Stefan LeFors led UofL to a 40-24 win at Kentucky. Dave Ragone also led UofL to a 40-34 overtime win over Kentucky in 2002.
- After throwing an incompletion to go 10-for-21 to open the game against Georgia Tech, Plummer would connect on eight of 10 passes to close the game, which included a pair of touchdowns. Plummer accounted for 298 yards of total offense in the win after also rushing for 51. The 51 yards rushing were the second most of his career and the most since he recorded 61 against Nebraska while at Purdue during the 2019 season. It was only the 11th time in 32 games that Plummer recorded a positive rushing total.
- He currently has the 24th-most career yards passing and touchdowns among active players in the FBS (8,991) and (64), respectively.

**Love Them Ranked**

- The Cardinals have played a pair of ranked opponents this season in Notre Dame and Duke, both wins for the Cards. In those two wins at home, running back Jawhar Jordan has led the charge, running for 206 yards and four touchdowns on 42 carries, while averaging a hefty 7.3 yards per carry.
- In the win over No. 20 Duke on Oct. 28, Jordan matched a career high with 21 carries for a career best 163 yards and a pair of touchdowns. He scored on runs of 14 and 23 yards

for the only two touchdowns, while averaging 7.8 yards per carry. He totaled seven runs of 10 or more yards.

- Jordan was also dominant in the win over Notre Dame equaling a career high with 21 touches for 143 yards and scored on runs of 45 and 21 yards in the win over the No. 10 Fighting Irish.

**Hudson Wins Jacobs Blocking Trophy**

- Louisville center Bryan Hudson has been voted the winner of the 2023 Jacobs Blocking Trophy, the Atlantic Coast Conference announced on Nov. 27.
- The Jacobs Blocking Trophy has been awarded annually since 1953 to the player selected most outstanding blocker in the ACC by a poll of the league's head coaches and defensive coordinators. The trophy is given in memory of William P. Jacobs, who served as president of Presbyterian College from 1935 to 1945.
- Hudson, a 6-5, 305-pound redshirt senior from Georgetown, Kentucky, heads into Saturday night's 2023 ACC Football Championship Game having played in 58 games over his collegiate career. He has played in every game for the Louisville Cardinals for the last three years after transferring in after two years at Virginia Tech.
- With Hudson paving the way, Louisville boasts one of three ACC 1,000-yard rushers (Jawhar Jordan) and has amassed 5,250 yards overall in total offense. The Louisville offense ranks 26th nationally with an average of 438.6 total yards per game and 33rd in all of FBS in rushing offense with an average of 183.5 yards per game on the ground for the year. Hudson, who was voted the ACC Offensive Lineman of the Week on Sept. 25, has played over 780 snaps this season, totaling 50 knockdowns, and has not allowed a sack all season long.
- This marks the second time that a Louisville player has claimed the Jacobs Blocking Trophy since joining the ACC in 2014 and the first since Mekhi Becton won it in 2019.

**Jordan Surpasses 1,000**

- The Cardinals might just have the best running back in the country in Jawhar Jordan. With 67 yards against Miami, Jordan became the 23rd player to rush for 1,000 yards in a season.
- Through 12 games, Jordan has rushed for 1,076 yards and 13 touchdowns, recording five 100-yard games.
- In the loss to Kentucky, Jordan scored a pair of touchdowns, his fifth multi-touchdown game this season.
- Jordan was slowed a little bit for the Virginia Tech game. Despite being limited, Jordan rushed 14 times for 57 yards and the game's first touchdown.
- He was on display in the 23-0 win over Duke on Oct. 28 running 21 times for 163 yards and two scores – the fourth multiple touchdown game of the season.
- Jordan left the Pitt game after rushing twice for eight yards, and it made a difference. The

Cards were held to less than 100 yards rushing as a team for only the second time this season.

- He ranks 15th nationally and is third in the ACC with 13 rushing scores.
- In 28 career games with the Cards, Jordan has nine 100-yard rushing games, all coming in the last 17 games after rushing for 163 yards in the win over Duke.
- Entering the Florida State game, Jordan ranks second in the conference and ranks 26th nationally with 1,076 yards. The junior is averaging 6.4 yards per carry, which ranks 10th in the country and first in the ACC.
- Jordan stands 31st nationally in rushing yards per game with 89.7 average.
- The Syracuse transfer ranks 20th in the country with 14 total touchdowns.
- Jordan leads all FBS players with three scrimmage plays of 70+ yards and is tied for the national lead with two rushes of 70+ yards.
- In the win over Boston College, Jordan rushed 18 times for 134 yards and two scores and also caught one pass for a 75-yard touchdown – the third touchdown of over 70 yards this season.
- Jawhar Jordan's 75-yard TD catch is tied for the fourth longest by a UofL running back.
- Jordan scored on a 72-yard run and also had a 74-yard run against Georgia Tech in the season opener, becoming the only player nationally with two runs of over 70 yards this season.
- The redshirt junior has a rushing TD in eight of 13 games dating back to last season.
- As an all-purpose player, Jordan ranks 35th nationally and is fourth in the ACC in all-purpose yardage, averaging 113.7 yards per game. He's caught 18 passes for 225 yards and also returned a kick for 63 yards this year.
- Over the last 16 games, nine ending with 100 yards contests, Jordan has rushed for 1,550 yards and 15 touchdowns. He became the 18th different player to rush for 1,000 yards in a season and the first running back to do it since Javian Hawkins ran for 1,525 yards in 2019. Quarterback Malik Cunningham (1,031, 2021) was the last player to rush for 1,000 yards in a season.
- Jordan is tied for ninth in school history in career 100-yard rushing games and needs one more this season to tie for seventh in school history for 100-yard rushing games in a season with 10.
- In his third season with the Cards, Jordan has rushed for 1,895 yards and 14 touchdowns after transferring from the Orange, where he totaled 177 yards in two seasons.
- Jordan's 12 touchdown runs in his Louisville career have averaged 27.9 yards and his 13 offensive touchdowns have totaled a 31.5 yard average.

**Thrash Closing in on 1,000**

- Wide receiver Jamari Thrash has been a great addition to the Louisville offense after transferring from Georgia State. In nine games played, Thrash has 63 receptions for 858 yards and six touchdowns. He needs 199



**CARDINALS IN THE NFL**

Yasir Abdullah, OLB	Jacksonville
Jaire Alexander, CB	Green Bay
Tutu Atwell, WR	Los Angeles Rams
Mekhi Becton, OL	New York Jets
Geron Christian, OL	Miami
Kei'Trel Clark, CB	Arizona
Malik Cunningham, QB	New England
Yaya Diaby, DL	Tampa Bay
Dez Fitzpatrick, WR	Pittsburgh
Tyler Hudson, WR	Los Angeles Rams
Lamar Jackson, QB	Baltimore
DeVante Parker, WR	New England
Sheldon Rankins, DT	Houston
Trevor Reid, OL	Philadelphia

yards to become the eighth wide receiver to record 1,000 yards in a season.

- Tyler Hudson was the last wide receiver to record 1,000 yards in a season after recording 1,034 yards last year.
- In the loss to Florida State, Thrash caught seven passes for 57 yards – the seventh game this season of catching five or more passes.
- In a pair of wins over ranked opponents (Notre Dame and Duke), Thrash caught 17 passes for 148 yards and a score.
- Thrash caught a season high nine passes for 120 yards and in the loss to Pitt – his second 100-yard receiving game at Louisville and seventh overall. The Georgia State transfer ranks fifth in the ACC in receiving yards and is ninth in receiving touchdowns.
- He caught four passes for 159 yards and a touchdown against Indiana, which included an 85-yard touchdown reception –recording the eighth longest touchdown reception in school history. The 159 yards receiving were the fourth-highest of his career.
- Thrash has six receiving touchdowns this season, which is 69th in the country and ninth in the ACC. He's scored at least one touchdown in five of 12 games this season.
- Through 12 games, Thrash is averaging 72.8 yards receiving per game, which is third in the ACC.
- Thrash set a new school record by averaging 39.8 yards per reception (minimum four catches). DeVante Parker held the previous record of 38.3 yards in a 45-35 win at Pittsburgh on Oct. 13, 2012.
- Thrash is averaging 13.6 yards per reception this season, which is 15th in the ACC. The junior has four receptions of 40 or more yards, which is the 20th best total in the nation.
- The native of LaGrange, Ga., is averaging 35.1 yards per play on his touchdowns this season. He's scored seven total touchdowns this year – six receiving and one rushing score.
- Thrash has two receptions of 70+ yards and has one 80-yard catch. He ranks 52nd with seven receptions of over 30 yards.
- The 6-foot-2 receiver has caught 160 passes for 2,553 yards and 18 touchdowns in 47 career contests.

**Going Against the Grain**

- Jeff Brohm has been known to throw the football around the field, but the Cards have put together a solid running game in 2023. Louisville enters the Holiday Bowl ranked 46th in the nation and third in the ACC with an average of 175.3 yards per game on the ground.
- The Cards have put together a pair of 200-yard rushing games in wins over Virginia Tech and Duke. Louisville rushed for 231 yards and four touchdowns against the Hokies and 234 yards and two touchdowns in the win over No. 20 Duke– the third and fourth games of totaling more than 200 yards on the ground this season.
- Louisville rushed for 185 yards in the win over Notre Dame last month and added 180 in the win over Virginia on Nov. 9.
- Louisville has 15 rushing touchdowns over the last eight games, including four against Virginia Tech to give them 27 on the season, which is the 25th-best total in the nation.
- The Cards are averaging a solid 4.7 yards per carry this year, which ranks 37th.
- Louisville has totaled 65 rushes of over 10 yards and 23 over 20 yards this season. Jawhar Jordan recorded one rushing touchdown of over 20 yards against Duke– the eighth touchdown run of 20 or more yards.
- The Cards have rushed for over 180 yards in eight games this year, including a season best 344 yards against Murray State. Louisville opened the season with 227 yards on the ground in the win over Georgia Tech.

**The Great Guerendo**

- The Cardinals entered the transfer market for a running back and found Wisconsin stand-out Isaac Guerendo, and the junior has made a huge impact this season.
- In the last five games, Guerendo has rushed 49 times for 397 yards and five touchdowns, while averaging an impressive 8.1 yards per carry.
- In the win over Miami, Guerendo carried 15 times for 93 yards and a 12-yard touchdown run in the first quarter. He posted two runs of 20 or more yards against the Hurricanes.
- Against Virginia, he carried six times for 94 yards and scored the game-winning touchdown on a 73-yard run with over three minutes to play.
- In the win over the Hokies, Guerendo rushed for a career-high 146 yards on 11 carries, scoring on runs of 39, 12, and 36 yards.
- Guerendo is the first Louisville running back to rush for three touchdowns in a game since Javian Hawkins did it in a 48-16 win vs. Florida State on Oct. 24, 2020.
- Guerendo had the first 100-yard rushing game of his Louisville career and the second of his college tenure. At Wisconsin, he rushed for 114 yards versus Maryland for his other 100-yard rushing game.
- The former Badger has made an impact this season, totaling 109 carries for 649 yards and eight touchdowns, which is second on the team. He's averaging a solid 6.1 yards a carry and 14/1 yards in the last two contests.

- In the loss to Pitt, Guerendo carried a team high 13 times for 38 yards and his first multi-touchdown game at Louisville.
- Out of the backfield, Guerendo has caught 17 passes for 192 yards and caught three passes for 27 against Kentucky.
- In the win versus Murray State on Sept. 7, Guerendo tied a team high 11 carries for 63 yards and a touchdown – a one-yard run in the second quarter.
- While at Wisconsin last season, Guerendo carried 64 times for 385 yards and four scores, while averaging a healthy 6.0 yards per carry. He also caught 17 passes for 115 yards and a score out of the backfield.

**Pick Me, Pick Me**

- Louisville has recorded 12 interceptions this season to rank 22nd nationally and fourth in the ACC.
- The Cardinals recorded multiple interceptions in two games this season, registering a season high three in a win over Notre Dame and two in a win over NC State.
- Ten of the interceptions have come from the secondary and two have come from the front seven.
- Four of the interceptions have come from safety Devin Neal and two have come from Cam'Ron Kelly and Quincy Riley.
- Linebacker T.J. Quinn and nose tackle Ramon Puryear have interceptions this season.

**Third/Fourth Down Defense**

- The Cardinals have been one of the best all season long on third and fourth down defense. Louisville enters the bowl season ranked sixth nationally in third down defense, allowing opponents to convert on a 28.1 percent rate. In the loss to Florida State, the Cardinals limited the Seminoles to just 3-of-18 on third down, which translated to a 12.5 conversion rate. The Cards held three opponents to a less than 20.0 percent conversion rate on third down.
- In back-to-back wins over Duke and Virginia Tech, the Cardinals held those two opponents to a combined 4-of-23 on that down. The Blue Devils were limited to 2-of-12 on the money down.
- Louisville also ranks 22nd nationally on fourth down, allowing the opposition to convert on 10-of-24 attempts, which is 41.7 percent rate.

**Stopping the Run**

- Giving up 83 yards on the ground in the loss to Kentucky, the Cardinals bring the 16th-rated rushing defense into the Holiday Bowl. Louisville has allowed only five opponents to rush for over 100 yards in a game – three coming in the last four contests.
- Despite allowing a season-high three rushing touchdowns to the Hurricanes, the Cardinals are rated 28th nationally allowing just 13 rushing touchdowns.
- Louisville has allowed only nine runs of over 20 yards this season, which is 23rd nationally and just 53 runs of over 10 yards.
- The Cardinals are allowing 3.3 yards a carry



**TRANSFER PORTAL SUCCESS**

Brady Allen, QB	Purdue
Harrison Bailey, QB	UNLV
Keith Brown, LB	Oregon
Jarvis Brownlee, CB	Florida State
Jimmy Calloway, WR	Tennessee
Jeff Clark, DL	Georgia State
Kevin Coleman, WR	Jackson State
Storm Duck, CB	North Carolina'
John Paul Flores, OL	Virginia
Gilbert Frierson, LB	Miami
Joey Gatewood, TE	UCF
M.J. Griffin, S	Temple
Isaac Guerendo, RB	Wisconsin
Stephen Herron, DE	Stanford
Allan Houston, WR	Brown
Bryan Hudson, OL	Virginia Tech
Jawhar Jordan, RB	Syracuse
Cam'Ron Kelly, DB	North Carolina
Jermayne Lole, DL	Arizona State
Vincent Lumia, OL	Duquesne
Rodney McGraw, DL	Penn State
Eric Miller, OL	Purdue
Jack Plummer, QB	Cal
Devin Neal, DB	Baylor
Quincy Riley, DB	Middle Tennessee
Trevonte Sylvester, OL	Houston
Jadon Thompson, WR	Cincinnati
Jamari Thrash, WR	Georgia State
Willie Tyler, OL	Rutgers
Marcus Washington, DB	Georgia

this year through 13 contests.

**Fourth-Quarter Goal-Line Stands**

- In order to go 10-2 in a season, the Cardinals have had to make a number of big plays on defense and that has included two fourth-quarter goal-line stands in wins over Indiana and Miami.
- In the 38-31 victory over the Hurricanes on Nov. 18, the Cardinals held on four plays inside the five yard-line. From the five, Miami gained one yard and threw three-straight incomplections in the final two minutes.
- In the 21-14 victory over Indiana, the Hoosiers had first and goal from the 10-yard line and were stopped on fourth and one when Stanquan Clark and T.J. Quinn stopped the Hoosiers with just over four minutes to play.

**Kelly and Neal Leading Safety Position**

- The Cardinals have had injury issues at safety this season with M.J. Griffin suffering a knee injury during the start of fall camp. With that injury, the Cardinals have relied on a pair of Power 5 transfers, Devin Neal and Cam'Ron Kelly, to step in and bolster the defense.
- A transfer from Baylor, Neal has started 12 games. He's third on the team in tackles with 67 and has 3.0 tackles for loss. He led the defense with a career-high 11 tackles, including a career-high eight solo tackles. In the win over Virginia and added eight in the win over Miami.
- Neal had his fourth interception of the season along with a pass breakup in the Nov. 9th victory over Virginia. He ranks third in the ACC in picks after 13 games.
- He's the first Cardinal to have four interceptions in a season since Trumaine Washington had four in 2017. He is third in the ACC and ranks 16th nationally with four interceptions.
- In the win over Notre Dame, Neal intercepted two passes to go with eight tackles, 0.5 tackle for loss, and a pass breakup.
- Neal had his first multi-interception game and the first by a Louisville defender since Quincy Riley intercepted two passes in a 48-21 win vs. No. 10 Wake Forest on Oct. 29, 2022.
- Neal pushed his career interception total to five, including three at Louisville and two during his time at Baylor.
- Last season with the Bears, Neal totaled 41 tackles, 2.0 tackles for loss and registered two interceptions in 11 games.
- Kelly, a transfer from North Carolina, has been named the ACC Defensive Back of the Week twice this season. The native of Chesapeake, Va., Kelly made his 11th start versus Florida State.
- In the win over Indiana on Sept. 16, Kelly equaled his career high with 12 tackles –the same number he had in a game against Notre Dame during the 2020 season with the Tar Heels. He was named the ACC Defensive Back of the Week. He added six tackles, his second interception and forced a fumble in the win over NC State.
- In 13 games, Kelly is second on the team with 69 tackles and is tied for second on the team

with a pair of interceptions.

- In limiting the Hoosiers to 357 yards of total offense, Kelly also recorded 2.0 tackles for loss and his sixth career interception and first with the Cards.
- In four seasons with the Tar Heels, Kelly had 180 career tackles and five interceptions in 42 career contests.

**Keep Turnovers Coming**

- The Cardinals continue to be one of the top teams in the country in forcing turnovers after forcing one turnover against Kentucky. Louisville has forced at least one miscue in four of the last six games and one in every game but four.
- Louisville forced a season-high five turnovers in the win over Notre Dame, recording three interceptions and two fumbles. ND's quarterback Sam Hartman had turned over the football 11 times in the last six quarters dating back to last season's game at Wake Forest when the team turned the football over eight times in Louisville's 48-21 win.
- The Cardinals are 36th in the country and are sixth in the ACC with 19 turnovers gained and are 22nd in the country with 12 interceptions.
- Louisville has turned over its opponents at least three times in three games this season and has five games with at least two.
- Louisville was one of the best in the country last season in creating turnovers, finishing 23rd nationally with 30 turnovers gained in 2022.
- The five turnovers against Notre Dame led to 10 points. After Hartman tossed his first interception in 148 attempts, which was a Notre Dame school record, the Cardinals went down and scored the game's first touchdown.
- Louisville ranks 47th nationally in turnover margin with its +2 margin, creating 19 turnovers and turning it over only 17 times.
- Over the last two seasons, the Cards have forced 49 turnovers over the last 26 games.
- Louisville has recorded at least one turnover in nine of the 13 games and 10 of the last 14 dating back to last season.
- The lone turnover, an interception by Cam'Ron Kelly, led to a Louisville touchdown in the first half in the win over Indiana.
- The Cards forced two big turnovers, which led to 10 points in the 39-34 win over Georgia Tech.
- Devin Neal recovered a fumble and intercepted a pass versus the Racers, becoming the first Louisville player to do so in a single game since Kei'Trel Clark did it vs. Syracuse on Nov. 20, 2020.
- Ramon Puryear recorded his first interception on the game's first drive which led to a field goal.
- With the Cardinals clinging to a 29-28 lead in the fourth quarter, Dez Tell sacked Hunter King and forced a fumble that was recovered by Kam Wilson. The Cards would score on the next play to take a 36-28 lead over the Yellow Jackets.

**Quinn and Alderman Bolster LB Position**



**HUDSON WINS BLOCKING TROPHY**

Louisville center Bryan Hudson has been voted the winner of the 2023 Jacobs Blocking Trophy, the Atlantic Coast Conference announced on Nov. 27.

The Jacobs Blocking Trophy has been awarded annually since 1953 to the player selected most outstanding blocker in the ACC by a poll of the league's head coaches and defensive coordinators. The trophy is given in memory of William P. Jacobs, who served as president of Presbyterian College from 1935 to 1945.

Hudson, a 6-5, 305-pound redshirt senior from Georgetown, Kentucky, heads into Saturday night's 2023 ACC Football Championship Game having played in 58 games over his collegiate career. He has played in every game for the Louisville Cardinals for the last three years after transferring in after two years at Virginia Tech.

With Hudson paving the way, Louisville boasts one of three ACC 1,000-yard rushers (Jawhar Jordan) and has amassed 5,250 yards overall in total offense. The Louisville offense ranks 26th nationally with an average of 438.6 total yards per game and 33rd in all of FBS in rushing offense with an average of 183.5 yards per game on the ground for the year. Hudson, who was voted the ACC Offensive Lineman of the Week on Sept. 25, has played over 780 snaps this season, totaling 50 knockdowns, and has not allowed a sack all season long.

"Bryan is very deserving of this honor. To be voted the most outstanding lineman by your peers is an incredible tribute to Bryan's dedication and ability as a football player. He has obviously been one of our best and most consistent players this season," stated Louisville head coach Jeff Brohm.

"Bryan has battled injuries for most of the year, which speaks to his desire to be out there every day for his teammates and our university. He is a guy who works at his craft and is an incredibly disciplined and technically sound offensive lineman. He's been a leader from the first day I took this job and I appreciate all he's done for our football team."

This marks the second time that a Louisville player has claimed the Jacobs Blocking Trophy since joining the ACC in 2014 and the first since Mekhi Becton won it in 2019.

- There were question marks on the defense heading into 2023, especially at the linebacker position where the Cards were starting a pair of new linebackers in T.J. Quinn and Jaylin Alderman. Quinn was a special teams performer for the Cards in 2022 and Alderman didn't see the field.
- Quinn is the team's top tackler through 13 games, totaling 87 tackles after recording a career high 12 tackles in the loss to Pitt and 11 against NC State. He also added 11 tackles in the ACC title game against Florida State – his fourth double-digit tackle game this season.
- Quinn had three-straight double-digit tackle games before breaking it with seven tackles in the win over Duke. He recorded five against Boston College and had the stop on fourth down on the one-yard line against Indiana.
- Quinn ranks 142nd nationally and 15th in the ACC with an average of 6.7 tackles per game.
- Alderman is fourth on the team with 58 tackles after registering six against Miami and five in the wins over Virginia and Virginia Tech.
- Earlier this season, Alderman recorded career high eight tackles versus Boston College and a previous career best four against Indiana.
- Quinn responded in his first start against Georgia Tech, recording six tackles and a pass break-up in the win. Alderman, who was making his fourth start and first since 2021, totaled three tackles.

**Gillotte Dominating the Opposition**

- The junior season could be one of the biggest for Ashton Gillotte. Playing on the edge for the first time in Ron English's defense, Gillotte is having a great season in leading the Louisville defense.
- Through the first 13 games, Gillotte has 45 tackles, 14.5 tackles for loss, 11.0 sacks, and is second in the ACC with three forced fumbles.
- A second team All-American, Gillotte ranks ninth nationally in sacks after recording one against Kentucky to give him a career-high 11 this season. He recorded a pair of sacks in the win over Duke – his second game with two or more sacks this year.
- The native of Boca Raton, Fla., recorded a career high 3.0 sacks in the 56-28 win over Boston College and added one versus NC State. His previous best for sacks was 2.0 against Florida State in 2021.
- Gillotte has recorded 11.0 sacks in the last 11 games after registering the 1.5 against Virginia. His 11 sacks are tied for the seventh most in a season at Louisville.
- He leads the team with 14.5 tackles for loss, and was recently named a Midseason All-American by CBSSports and Pro Football Weekly and closed the year by being named a second team All-American by The Athletic, USA Today and Sports Illustrated.
- Gillotte has been dominant at home, recording 10.0 sacks at L&N Stadium.
- The native of Boca Raton, Fla., made an impact on the game on the first possession of the season in the win over Georgia Tech. On the third play of the game, Gillotte hit Haynes King and the ball popped into the hands of

Ramon Puryear for an interception.

- In his first four seasons, Gillotte has recorded 87 tackles and 21.0 sacks in his first 37 games put him tenth on the school's all-time sacks list.
- He's also been credited with 29.5 tackles for loss in his first three years, which is 2.5 short of cracking the top 10 on the school's all-time list.

**Gillotte Multi-Sacks Game**

3.0 vs. Boston College, 2023

2.0 vs. Duke, 2023

2.0 vs. Syracuse, 2022

2.0 vs. Florida State, 2021

**Two Shutouts in the Same Season**

- The Louisville defense had one of its most dominating defensive performances of the season in the 23-0 win over Duke – the second shutout of the season.
- With the 23-0 of No. 20 Duke, the Cardinals shut out a ranked opponent for the first time in program history.
- Louisville shut out a conference opponent for the third time in the past 50 years and the second time since joining the ACC.
- Louisville shut out two opponents in a single season for the first time since 2010 when the Cards blanked Memphis 56-0 and Connecticut 26-0.
- Louisville limited Duke to 202 yards of total offense and 51 yards rushing.
- Duke's 202 yards of total offense is the third lowest total by a ranked Louisville opponent, surpassing only the 175 yards by No. 9 Miami in 1950 and 189 yards by No. 25 Alabama in 1991.
- The Cards had held four straight opponents under 300 yards of total offense for the first time since 2013-14.
- The Cards had held four straight opponents under 100 rushing yards for the first time since 2016.
- Louisville held Duke to nine first downs, matching the lowest by a ranked opponent in program history which came in a 13-13 tie at No. 9 Miami in 1950.
- With their 56-0 win over Murray State, the Cards recorded their first shutout victory since a 30-0 win vs. Syracuse on Nov. 20, 2020, and their largest shutout victory since a 72-0 win vs. Florida International on Sept. 21, 2013. It marked the 95th shutout victory all-time in school history.
- It was the first shutout win in a home opener since the Cards blanked Kentucky 28-0 to open the 2004 home schedule.
- The Cardinals forced eight three-and-outs and allowed the Racers into Louisville territory just three times.
- Louisville forced 10 punts and turned the Racers over three times, forcing two fumbles and recording an interception.

**Don't Throw to Riley**

- Cornerback Quincy Riley has been a solid corner for the last two seasons since transferring from Middle Tennessee.



## 2023-24 COLLEGE FOOTBALL BOWL SCHEDULE

Saturday, Dec. 16

**Bahamas Bowl**

Nassau, Bahamas | 11 a.m. | ESPN

**Celebration Bowl**

Atlanta, Georgia | 12 p.m. | ABC

**New Orleans Bowl**

New Orleans, Louisiana | 2:15 p.m. | ESPN

**Cure Bowl**

Orlando, Florida | 3:30 p.m. | ABC

**New Mexico Bowl**

Albuquerque, New Mexico | 5:45 p.m. | ESPN

**LA Bowl**

Inglewood, California | 7:30 p.m. | ABC

**Independence Bowl**

Shreveport, Louisiana | 9:15 p.m. | ESPN

Monday, Dec. 18

**Myrtle Beach Bowl**

Conway, South Carolina | 2:30 p.m. | ESPN

Tuesday, Dec. 19

**Frisco Bowl**

Frisco, Texas | 9 p.m. | ESPN

Thursday, Dec. 21

**Boca Raton Bowl**

Boca Raton, Florida | 8 p.m. | ESPN

Friday, Dec. 22

**Gasparilla Bowl**

Tampa, Florida | 6:30 p.m. | ESPN

Saturday, Dec. 23

**Birmingham Bowl**

Birmingham, Alabama | 12 p.m. | ABC

**Camellia Bowl**

Montgomery, Alabama | 12 p.m. | ESPN

**Armed Forces Bowl**

Fort Worth, Texas | 3:30 p.m. | ABC

**Famous Idaho Potato Bowl**

Boise, Idaho | 3:30 p.m. | ESPN

**68 Ventures Bowl**

Mobile, Alabama | 7 p.m. | ESPN

**Las Vegas Bowl**

Las Vegas, Nevada | 7:30 p.m. | ABC

**Hawai'i Bowl**

Honolulu, Hawai'i | 10:30 p.m. | ESPN

Tuesday, Dec. 26

**Quick Lane Bowl**

Detroit, Michigan | 2 p.m. | ESPN

**First Responder Bowl**

Dallas, Texas | 5:30 p.m. | ESPN

**Guaranteed Rate Bowl**

Phoenix, Arizona | 9 p.m. | ESPN

Wednesday, Dec. 27

**Holiday Bowl**

San Diego, California | 8 p.m. ET | FOX

**Military Bowl**

Annapolis, Maryland | 2 p.m. | ESPN

**Duke's Mayo Bowl**

Charlotte, North Carolina | 5:30 p.m. | ESPN

**Texas Bowl**

Houston, Texas | 9 p.m. | ESPN

Thursday, Dec. 28

**Fenway Bowl**

Boston, Massachusetts | 11 a.m. | ESPN

**Pinstripe Bowl**

The Bronx, New York | 2:15 p.m. | ESPN

**Pop-Tarts Bowl**

Orlando, Florida | 5:45 p.m. | ESPN

**Alamo Bowl**

San Antonio, Texas | 9:15 p.m. | ESPN

Friday, Dec. 29

**Gator Bowl**

Jacksonville, Florida | 12 p.m. | ESPN

**Tony the Tiger Sun Bowl**

El Paso, Texas | 2 p.m. | CBS

**Liberty Bowl**

Memphis, Tennessee | 3:30 p.m. | ESPN

**Cotton Bowl**

Dallas, Texas | 8 p.m. | ESPN

Saturday, Dec. 30

**Peach Bowl**

Atlanta, Georgia | 12 p.m. | ESPN

**Music City Bowl**

Nashville, Tennessee | 2 p.m. | ABC

**Orange Bowl**

Miami Gardens, Florida | 4 p.m. | ESPN

**Arizona Bowl**

Tucson, Arizona | 4:30 p.m. | Barstool

Monday, Jan. 1, 2024

**ReliaQuest Bowl**

Tampa, Florida | 12 p.m. | ESPN2

**Citrus Bowl**

Orlando, Florida | 1 p.m. | ABC

**Fiesta Bowl**

Glendale, Arizona | 1 p.m. | ESPN

**CFP Semifinal at the Rose Bowl**

Pasadena, California | 5 p.m. | ESPN

**CFP at the Sugar Bowl**

New Orleans, Louisiana

8:45 p.m. | ESPN

Monday, Jan. 8

**CFP National Championship Game**

Houston, Texas | 7:30 p.m. | ESPN

- In 2023, Riley is sixth in tackles with 45 and is second on the squad with two interceptions and owns the team lead with nine pass breakups.
- Riley is 45th in the country with 11 passes defensed.
- Last season, Riley led the team with three interceptions.
- The native of Columbia, S.C., has 13 career interceptions.

**Reiger is All Production**

- Defensive lineman Mason Reiger is all about production. The junior defensive end recorded the game's only sack in the 38-31 win over Miami. It was his fifth sack in only nine games this season, which is second on the team. He has recorded 21 tackles and 6.0 of them have been behind the line of scrimmage.
- In his career, Reiger has only played in 32 games, but has 17.5 tackles for loss and 8.0 sacks, while forcing four fumbles as well.

**Hodges Takes Over As Punter**

- Punter Brady Hodges, who has mainly served as the team's holder, has taken over as the team's punter. In the last six games, Hodges has punted 26 times for an average of 43.2 yards and has a long of 51 yards.
- The junior has placed 10 punts inside the opposition's 20-yard line and has three punts of 50 or more yards. Nine of his 26 punts have been forced to be fair caught.
- In the ACC title game versus Florida State, Hodges, punted a career nine times for an average of 41.2 yards a punt, placing three of those inside the opposition's 20-yard line.
- In the win over Miami, Hodges punted four times for an average of 44.2 yards per punt, including a 51-yarder.
- Against Virginia Tech, Hodges booted the ball four times for an average of 46.0 yards and knocked one inside the 20-yard line.
- Hodges made his debut as a punter against Duke, punting three times for an average of 43.0 yards an attempt.

**Perry Enjoying Career Year**

- Ben Perry has been stellar for the Cards at the safety position this season. Starting all 13 games, Perry is fifth on the team in tackles with 56 after recording a career-best nine versus Kentucky and adding four in the loss to Florida State.
- Perry also owns a career high 3.5 tackles for loss and three pass break-ups.
- The native of Chicago, Ill., has enjoyed five games with five or more tackles. He totaled eight against Virginia and six versus Notre Dame.
- As a redshirt freshman last season, Perry recorded 43 tackles and 1.0 tackles for loss in 11 games as a starter.



# #13 JACK PLUMMER

**6-5 • 215 • R-SR.**  
**GILBERT, ARIZ. | GILBERT**

Date	Opponent	C	A	Pct	Yds	TD
9/1/23	Georgia Tech, W	18	31	58.1	247	3
9/7/23	Murray State, W	16	22	72.7	237	1
9/16/23	Indiana, W	13	23	56.5	238	1
9/23/23	Boston College, W	18	21	85.7	388	5
9/29/23	NC State, W	21	35	60.0	286	1
10/7/23	Notre Dame, W	17	24	70.8	145	1
10/14/23	Pitt, L	29	52	55.8	350	1
10/28/23	Duke, W	11	16	68.7	117	0
11/4/23	Virginia Tech, W	11	12	91.7	141	1
11/9/23	Virginia, W	19	28	67.9	243	2
11/18/23	Miami, W	24	37	64.9	308	3
11/25/23	Kentucky, L	24	33	72.7	243	2
12/2/23	Florida State, L	14	36	38.8	111	0
9/3/22	California-Davis, W	23	35	65.7	268	3
9/10/22	UNLV, W	28	39	71.8	278	1
9/17/22	Notre Dame, L	16	37	43.2	184	1
9/24/22	Arizona, W	18	28	64.3	245	3
10/1/22	Washington St., L	23	33	69.7	272	0
10/15/22	Colorado, L	29	52	55.8	262	1
10/22/22	Washington, L	21	34	61.8	245	3
10/29/22	Oregon, L	20	33	60.6	214	1
11/5/22	USC, L	35	49	71.4	406	3
11/12/22	Oregon State, L	22	34	64.7	147	0
11/19/22	Stanford, W	23	43	53.5	280	1
11/25/22	UCLA, L	24	34	70.6	318	4
9/4/21	Oregon State, W	29	41	70.7	313	2
9/11/21	Connecticut, W	16	20	80.0	245	4
9/18/21	Notre Dame, L	25	36	69.4	187	1
9/25/21	Illinois, W	12	21	57.1	95	0
10/16/21	Iowa, W	1	2	50.0	3	0
10/23/21	Wisconsin, L	3	6	50.0	19	0
11/27/21	Indiana, W	1	1	100.0	2	0
11/20/20	Minnesota, L	35	42	83.3	367	3
11/28/20	Rutgers, L	20	35	57.1	237	2
12/5/20	Nebraska, L	33	47	70.2	334	3
9/14/19	TCU, L	13	29	44.8	181	1
9/28/19	Minnesota, L	23	41	56.1	245	2
10/5/19	Penn State, L	13	27	48.1	119	1
10/12/19	Maryland, W	33	41	80.5	420	3
10/19/19	Iowa, L	30	50	60.0	327	2
10/26/19	Illinois, L	7	19	36.8	69	0
11/2/19	Nebraska, W	25	34	73.5	242	2

**Career Statistics**

**Rushing**

Year	G-GS	Att	Yds	TD	Lg	Avg.
2019	7-6	62	56	0	19	0.9
2020	3-3	16	21	1	14	1.3
2021	9-9	27	-3	0	13	-0.1
2022	12-12	52	-126	1	24	-2.4
2023	13-13	91	28	1	20	0.3
Total	44-43	235	8	2	24	0.3

**Passing Statistics**

Year	GP	C-A-I	YDS	TD	Lg	%
2019	7-6	144-241-8	1,603	11	59	59.8
2020	3-3	88-124-2	938	8	89	71.0
2021	9-9	87-127-0	864	7	59	68.5
2022	12-12	282-451-9	3,119	21	58	62.5
2023	13-13	235-370-12	3,063	21	85	63.5
Total	44-43	836-1,313-32	9,587	68	89	63.7

**SEASON HIGHS**

**Passing Yards:** 388 vs. Boston College  
**TD Passes:** 5 vs. Boston College  
**Longest Pass:** 85 vs. Indiana  
**Attempts:** 52 vs. Pitt  
**Completions:** 29 vs. Pitt  
**Rushing Yards:** 51 vs. Georgia Tech  
**Rushing Touchdowns:** 1 vs. Boston College  
**Rushing Attempts:** 9 vs. Georgia Tech  
**Longest Rush:** 20 vs. Indiana

**Senior (2023)**

Started all 13 games, leading the Cards to a 10-3 record ... third-team All-ACC selection ... has three 300 or more yards games and three three or more touchdown passes contest ... has thrown for 21 touchdowns ... ranks 10th in school history for passing yards in a season with 3,063 yards ... stands ninth in a single season with 235 completions ... ranks 45th nationally in completion ... third in the ACC with 21 touchdown passes ... ranks second in the conference in passing yards and third in yards per completion ... ranks sixth in the league in total offense at 237.8 yards per game ... earned the ACC Quarterback of the Week in the win over Miami, completing 24-of-37 passes for 309 yards and three touchdowns ... completed 14-of-36 passes for 111 yards and one interception in the ACC Championship game versus Florida St... threw for 242 yards with two touchdowns and one interception in a loss versus Kentucky ... threw for 243 yards and two touchdowns in a win over Virginia ... Had 24 completions for 308 and three touchdowns in the win over Miami ... tied a school record for completion percentage by going 11-12 (91%) for one touchdown in a win against Virginia Tech ... threw for 350 yards (29-52) with one touchdown and 2 interceptions in a road loss to Pitt ... went 18-31 for 247 yards, three touchdowns, and a season-high 51 rushing yards in the season-opening win against Georgia Tech ... 13-23 for 238 yards and one touchdown in the win over Indiana ... Went 18-21 (85%), setting three new season-highs with 388 passing yards, 5 passing touchdowns, and a rushing touchdown in the win over Boston College ... went 21-35 for 286 yards with one touchdown and two interceptions in a road win versus NC State ... Went 17-24 (70%), for 145 yards and a touchdown in a top-ten win against #10 Notre Dame

**Senior (2022)**

Started all 12 games as the Golden Bears' first new starter at quarterback since Chase Garbers assumed the role during the 2018 campaign and started every game he didn't miss due to injury or illness through the 2021 season ... completed 282-of-451 passes (62.5%) for 3095 yards that rank sixth on Cal's all-time single-season list with 21 touchdowns that rank tied for eighth and nine interceptions for a 131.5 rating, all career highs other than completion percentage and rating ...ranked third in the Pac-12 and tied for 16th nationally in completions per game (23.50) through the end of the 2022 regular season and completed at least 20 passes in 10 of 12 games including each of the last eight, as well as fifth in the Pac-12 ... was also among national leaders in both passing yards (#22 NCAA) and passing yards per game (#30) through the end of the 2022 regular season ... threw for three touchdowns or more five times and at least one touchdown pass in 10 of 12

**CAREER HIGHS**

**Passing Yards:** 420 vs. Maryland, 2019  
**TD Passes:** 5 vs. Pitt, 2023  
**Longest Pass:** 89 vs. Nebraska, 2020  
**Attempts:** 52 vs. Pitt, 2023; 52 vs. Colorado, 2022  
**Completions:** 35 vs. USC, 2022; vs. Minn., 2020  
**Rushing Yards:** 61 vs. Nebraska, 2019  
**Rushing Touchdowns:** 1, Three Times  
**Rushing Attempts:** 14, vs. Penn State, 2019  
 Longest Rush: 24 vs. Notre Dame, 2022

games ... had a string of 137 consecutive passes over three full games and portions of two others without an interception until he was intercepted on his third pass attempt at Colorado (Cal's all-time record of 185 consecutive passes without an interception was set by Jared Goff in 2014).

**Purdue (2018-21)**

– Played in 21 games with 13 starts over the final three seasons of his four campaigns and completed 319-of-492 passes (64.8%) for 3405 yards with 26 touchdowns and 10 interceptions for a 136.35 quarterback rating  
 – Played in nine games including starts in each of the first four and helped his squad post a 3-1 record in those contests as a 2021 junior when he completed 87-of-127 passes (68.5%) for 864 yards with seven touchdowns and no interceptions for a 143.84 quarterback rating playing for a team that finished 9-4 overall and defeated Tennessee in the Transperfect Music City Bowl  
 – Averaged 312.7 passing yards per game as a 2020 sophomore when he played in and started the final three games of the season and completed 88-of-124 passes (70.9%) for 938 yards with eight touchdowns and two interceptions for a



# JEFF BROHM

**Head Coach**

**Overall Record:** 76-47

**Louisville Record:** 10-3



## THE BROHM FILE

Birthdate: April 24, 1971  
 Hometown: Louisville, Ky.  
 Wife: Jennifer  
 Children: Brady, Brooke  
 College: Louisville '94

### OVERALL HEAD COACHING RECORD

**LOUISVILLE: 10-3 (2023-)**

**PURDUE: 36-34 (2017-22)**

**WESTERN KENTUCKY: 30-10 (2014-16)**

### Coaching Experience

2023	Louisville   Head Coach
2017-22	Purdue   Head Coach
2014-16	Western Kentucky   Head Coach
2013	Western Kentucky   Asst. HC   Offensive Coordinator/QB
2012	UAB   Offensive Coordinator/QB
2010-11	Illinois   Quarterbacks
2009	Florida Atlantic   Quarterbacks
2008	Louisville   Asst. HC/OC
2007	Louisville Asst. HC/QB
2003-06	Louisville   Quarterbacks
2002	Louisville Fire   Head Coach

### As a Head Coach:

2014	Western Kentucky	Bahamas - W
2015	Western Kentucky	Miami Beach - W
2016	Western Kentucky	Boca Raton - W
2017	Purdue	Foster Farms - W
2018	Purdue	Music City - L
2021	Purdue	Music City - W

### As an Assistant:

2003	Louisville	GMAC - L
2004	Louisville	Liberty Bowl - L
2005	Louisville	Gator Bowl - L
2006	Louisville	Orange Bowl - W
2010	Illinois	Texas Bowl - W
2011	Illinois	Fight Hunger Bowl - W

Jeff Brohm, one of the most accomplished signal callers in school history, returns to his alma mater to lead the University of Louisville football program.

Brohm ushers in a new era of UofL football after elevating the Purdue program to unprecedented success during his six seasons as head coach.

Hired on Dec. 5, 2016, he guided the Boilermakers to four bowl appearances and the school's first Big Ten West Divisional title in 2022.

Prior to his arrival in West Lafayette, the Boilermakers won a combined nine games over four seasons. In his six seasons at Purdue, Brohm compiled a 36-34 overall mark with the Boilermakers. He led the program to notable victories, posting three wins over Top 3 teams: No. 2 Ohio State in 2018; No. 2 Iowa in 2021; and, No. 3 Michigan State in 2021.

Over the last two seasons, Brohm's teams compiled a 17-9 record, including a 9-4 mark in 2021 – the school's first nine-win season since 2003. The school achieved back-to-back winning seasons for the first time since 2006-07.

In nine seasons as a head coach, Brohm boasts a career record of 66-44, a .600 winning percentage, and has positioned himself as one of the top offensive minds in the country. His passing offenses have placed in the top 20 in eight of his nine seasons as an FBS coach, which ranked 13th on average over that span.

In his tenure at Purdue, Brohm produced nine National Football League draft picks, highlighted by defensive end George Karlaftis, who was selected as the No. 23 pick in the first round by the Kansas City Chiefs in 2022. Wide receiver Rondale Moore was a second-round selection in 2021 by the Arizona Cardinals, and wideout David Bell was taken in the third round by the Cleveland Browns in 2022.

The 2021 season featured a 9-4 record, the second-most wins in Purdue history. The Boilermakers tied for second in the Big Ten West, which included a pair of Top 5 victories over No. 2 Iowa and No. 3 Michigan State, which handed both teams their first loss of their respective campaigns. The Boilermakers capped the campaign with a 48-45 overtime victory over Tennessee at the TransPerfect Music City Bowl in Nashville, Tenn.

Prior to taking over in West Lafayette, Brohm spent three seasons at Western Kentucky, where he compiled a remarkable 30-10 overall record (.750 winning percentage), including a 19-5 Conference USA mark (.792), from 2014 to 2016. The Hilltoppers were league champions in 2015 and 2016, the school's first back-to-back titles as an FBS member. They won the 2014 Bahamas Bowl (49-48 over Central Michigan) and the 2015 Miami Beach Bowl (45-35 over Miami), as well as the 2016 Boca Raton Bowl (51-31 over Memphis under interim head coach Nick Holt). Western Kentucky was ranked No. 24 in the final 2015 Associated Press poll.

In his first go-around as a head coach at Western Kentucky, the Hilltoppers were one of the most explosive offensive units in the nation, averaging 44.6 points, 356.6 passing yards and 526.2 yards of total offense per game over three seasons on The Hill.

Under Brohm's tutelage, WKU's starting quarterbacks completed 69.2 percent of their passes and threw 131 touchdowns and just 25 interceptions. The offense averaged a hefty 7.3 yards per play, while running 72.1 plays per game. Brohm's teams re-wrote the WKU record book, breaking more than 75 school offensive records since 2013, when the Louisville native served as assistant head coach, offensive coordinator and quarterbacks coach.


Western Kentucky ranked in the top 10 nationally in scoring offense (No. 6 in 2014, No. 3 in 2015 and No. 1 in 2016), passing offense (No. 2 in 2014, No. 4 in 2015 and No. 5 in 2016) and total offense (No. 4 in 2014, No. 9 in 2015 and No. 5 in 2016) each of Brohm's three seasons as head coach.

As an assistant at his alma mater (2003-08), Brohm played an integral role in coaching during the high point of Louisville football. Serving as the quarterbacks coach in 2006, with his brother Brian as the quarterback, the Cardinals finished the season with a school best 12-1 record, which was capped by winning the Orange Bowl – the school's first appearance in the Bowl Championship Series. That season, the offense ranked second nationally in total offense, fourth in scoring offense and were seventh in passing offense and 12th in rushing.

As the offensive coordinator in 2007, Louisville was just as explosive, finishing fourth nationally in passing offense, six in total offense and 18th in scoring.

One of the top quarterbacks in school history, Brohm returns to UofL where he enjoyed an outstanding collegiate career from 1989-93. A three-year starter, he still ranks among the Cardinals' career leaders in touchdown passes (tied for eighth, 38), total offense (ninth, 5,410), completion percentage (ninth, .562), passing yards (10th, 5,451), and passing efficiency (ninth, 129.97), passing attempts (10th, 715) and completions (10th, 402) through the 2022 season. Brohm was voted the team's Most Valuable Player during both his junior and senior seasons, and his No. 11 became part of the Louisville Ring of Honor in 2006.

Professionally, Brohm played eight seasons in the NFL, competing with the San Diego Chargers (1994), Washington Redskins (1995-96), San Francisco 49ers (1997-98), Tampa Bay Buccaneers (1998), Denver Broncos (1999) and Cleveland Browns (2000). In eight career games - all with the 49ers - he completed 37 of 58 passes (63.8 percent) for 353 yards with one touchdown and one interception. His best game came Oct. 27, 1996, when he completed 19 of 30 passes for 176 yards and a touchdown to lead San Francisco to a 10-9 win over the Houston Oilers. In 2001, Brohm



**BRIAN BROHM**

OFFENSIVE COORDINATOR/  
QUARTERBACKS COACH



**RON ENGLISH**

DEFENSIVE COORDINATOR/  
SECONDARY COACH

**THE BROHM FILE**

**PERSONAL**

**Year in Coaching:** 9th  
**Year at Louisville:** 1st  
**Hometown:** Louisville, Ky. (Trinity HS)  
**College:** Louisville '07  
**Spouse:** Ashley  
**Children:** Weston, Stella

**PLAYING EXPERIENCE**

**College:** Louisville, QB (2004-07)  
**NFL:** Green Bay Packers, QB (2008-09);  
 Buffalo Bills, QB (2009-10)  
**UFL:** Las Vegas Locomotives, QB (2011-12)  
**CFL:** Hamilton Tiger-Cats, QB (2013);  
 Winnipeg Blue Bombers, QB (2014-15)

**COACHING EXPERIENCE**

2016-17 **Western Kentucky**  
 Co-Offensive Coordinator/Quarterbacks  
 2017-22 **Purdue**  
 Co-Offensive Coordinator/Quarterbacks  
 2023 **Louisville**  
 Offensive Coordinator/Quarterbacks

**POSTSEASON EXPERIENCE**

**Playing:** 2006 Orange Bowl (MVP)  
**Coaching:** 2016 Conference USA Championship (WKU)  
 2016 Boca Raton Bowl (WKU)  
 2017 Foster Farms Bowl (Purdue)  
 2018 Music City Bowl (Purdue)  
 2021 Music City Bowl (Purdue)  
 2022 Big Ten Championship (Purdue)  
 2022 Cheez-It Citrus Bowl (Purdue)  
 2023 ACC Championship (Louisville)  
 2023 DIRECTV Holiday Bowl (Louisville)

**THE ENGLISH FILE**

**PERSONAL**

**Year in Coaching:** 28th  
**Year at Louisville:** 2nd  
**Hometown:** Pomona, Calif. (Pomona Ganesha HS)  
**College:** California '90  
**Spouse:** Sophia  
**Children:** Simon, Sydney, and Seth

**PLAYING EXPERIENCE**

**College:** California, Safety (1987-90)

**COACHING EXPERIENCE**

1993 **Mt. San Antonio** (Defensive Backs)  
 1994-95 **Arizona State** (Graduate Assistant)  
 1996 **Northern Arizona** (Defensive Backs)  
 1996-97 **San Diego State** (Defensive Backs)  
 1998-02 **Arizona State** (Defensive Backs)  
 2003-07 **Michigan**  
 Defensive Backs (2003-05)  
 Defensive Coordinator (2006-07)  
 2008 **Louisville** (Defensive Coordinator)  
 2009-13 **Eastern Michigan** (Head Coach)  
 2016 **San Jose State** (Defensive Coordinator)  
 2017 **Mississippi State** (Safeties)  
 2018-20 **Florida** (Safeties)  
 2021-22 **Purdue** (Co-Defensive Coordinator/DB)  
 2023 **Louisville** (Defensive Coordinator/Secondary)

**POSTSEASON EXPERIENCE**

**Playing:** 1990 Copper Bowl  
**Coaching:** 1999 Aloha Bowl (Arizona St.)  
 2000 Aloha Bowl (Arizona St.)  
 2002 Holiday Bowl (Arizona St.)  
 2003 Outback Bowl (Michigan)  
 2004 Rose Bowl (Michigan)  
 2005 Alamo Bowl (Michigan)  
 2007 Rose Bowl (Michigan)  
 2017 Taxslayer Bowl (Mississippi St.)  
 2018 Peach Bowl (Florida)  
 2019 Orange Bowl (Florida)  
 2020 Cotton Bowl (Florida)  
 2021 Music City Bowl (Purdue)  
 2022 Big Ten Championship (Purdue)  
 2022 Cheez-It Citrus Bowl (Purdue)  
 2023 ACC Championship (Louisville)  
 2023 DIRECTV Holiday Bowl (Louisville)



**CHRIS  
BARCLAY**  
RUNNING BACKS  
COACH



**STEVE  
ELLIS**  
DEFENSIVE BACKS  
COACH

**THE BARCLAY FILE**

**PERSONAL**

**Year in Coaching:** 13th  
**Year at Louisville:** 1st  
**Hometown:** Louisville, Ky. (Male HS)  
**College:** Wake Forest '09  
**Spouse:** Ashlee  
**Children:** Houstyn, Harrisyn, Hollyn

**PLAYING EXPERIENCE**

**College:** Wake Forest, RB (2002-05)  
**NFL:** Cleveland Browns, RB (2006-07);  
 Tennessee Titans, RB (2007); New Orleans Saints, RB (2007);  
 Atlanta Falcons, RB (2008)  
**NFL Europe:** Berlin Thunder, RB (2007)  
**UFL:** New York Sentinels, RB (2009)

**COACHING EXPERIENCE**

2011	<b>Wake Forest</b> Graduate Assistant
2012-13	<b>Williams &amp; Mary</b> Running Backs
2014-15	<b>Marshall</b> Running Backs
2016	<b>Western Kentucky</b> Running Backs
2017-22	<b>Purdue</b> Running Backs
2023	<b>Louisville</b> Running Backs

**POSTSEASON EXPERIENCE**

**Playing:** 2002 Seattle Bowl  
**Coaching:** 2011 Music City Bowl (*Wake Forest*)  
 2014 Conference USA Championship (*Marshall*)  
 2014 Boca Raton Bowl (*Marshall*)  
 2015 St. Petersburg Bowl (*Marshall*)  
 2016 Conference USA Championship (*WKU*)  
 2016 Boca Raton Bowl (*WKU*)  
 2017 Foster Farms Bowl (*Purdue*)  
 2018 Music City Bowl (*Purdue*)  
 2021 Music City Bowl (*Purdue*)  
 2022 Big Ten Championship (*Purdue*)  
 2022 Cheez-It Citrus Bowl (*Purdue*)  
 2023 ACC Championship (*Louisville*)  
 2023 DIRECTV Holiday Bowl (*Louisville*)

**THE ELLIS FILE**

**PERSONAL**

**Year in Coaching:** 13th  
**Year at Louisville:** 1st  
**Hometown:** Stringer, Miss. (Stringer HS)  
**College:** Nicholls State '03  
**Spouse:** Regina  
**Children:** Deja and Caleb

**PLAYING EXPERIENCE**

**College:** Nicholls State, DB (1998-02)

**COACHING EXPERIENCE**

2003-08	<b>Nicholls State</b> Safeties (2003) Linebackers (2004-05) Defensive Coordinator (2006-08)
2009-18	<b>Middle Tennessee</b> Cornerbacks (2009-18) Defensive Coordinator (2011-14) Recruiting Coordinator (2015-18)
2019	<b>South Florida</b> (Defensive Backs)
2020-23	<b>East Carolina</b> (Cornerbacks)
2023	<b>Louisville</b> (Cornerbacks)

**POSTSEASON EXPERIENCE**

**Coaching:** 2005 Southland Conference Championship (*NSU*)  
 2009 New Orleans Bowl (*MTSU*)  
 2011 GoDaddy.com Bowl (*MTSU*)  
 2013 Armed Forces Bowl (*MTSU*)  
 2015 Popeyes Bahamas Bowl (*MTSU*)  
 2016 Hawaii Bowl (*MTSU*)  
 2017 Camellia Bowl (*MTSU*)  
 2018 Conference USA Championship (*MTSU*)  
 2018 R+L Carriers New Orleans Bowl (*MTSU*)  
 2023 ACC Championship (*Louisville*)  
 2023 DIRECTV Holiday Bowl (*Louisville*)



**MARK HAGEN**

DEFENSIVE LINE COACH



**MARK IVEY**

LINEBACKERS COACH

**THE HAGEN FILE**

**PERSONAL**

**Year in Coaching:** 40th  
**Year at Louisville:** 1st  
**Hometown:** Carmel, Ind. (Carmel HS)  
**College:** Indiana '91  
**Spouse:** Denise  
**Children:** Abby, Emma, Ellie, Ava

**PLAYING EXPERIENCE**

**College:** Indiana, LB (1987, 1989-91)

**COACHING EXPERIENCE**

1992-95 **Indiana** (Football Ops (1993-95), GA/Strength(92-93))  
 1996-99 **Northern Illinois** (Defensive Tackles)  
 2000-10 **Purdue**  
 DT (2000-05, 2008), LB (2006-07, 2009-10), Special Teams (2003-08), Asst. Head Coach (2005-08)  
 2011-12 **Indiana** (Defensive Tackles/Special Teams)  
 2013-15 **Texas A&M** (Linebackers/Defensive Tackles)  
 2016-19 **Indiana** (Co-Defensive Coordinator/DL)  
 2020 **Texas** (Associate Head Coach Defense/DL)  
 2021-22 **Purdue** (Co-Defensive Coordinator/DL)  
 2023 **Louisville** (Co-Defensive Coordinator/DL)

**POSTSEASON EXPERIENCE**

**Playing:** 1987 Peach Bowl  
 1990 Peach Bowl  
 1991 Copper Bowl (MVP)  
 1993 Independence Bowl (Indiana)  
 2000 Big Ten Championship (Purdue)  
 2001 Rose Bowl (Purdue)  
 2001 Sun Bowl (Purdue)  
 2002 Sun Bowl (Purdue)  
 2004 Capital One Bowl (Purdue)  
 2004 Sun Bowl (Purdue)  
 2006 Champs Sports Bowl (Purdue)  
 2007 Motor City Bowl (Purdue)  
 2013 Chick-fil-A Bowl (Texas A&M)  
 2014 AutoZone Liberty Bowl (Texas A&M)  
 2016 Foster Farms Bowl (Indiana)  
 2020 Gator Bowl (Indiana)  
 2020 Alamo Bowl (Texas)  
 2021 Music City Bowl (Purdue)  
 2022 Big Ten Championship (Purdue)  
 2022 Cheez-It Citrus Bowl (Purdue)  
 2023 ACC Championship (Louisville)  
 2023 DIRECTV Holiday Bowl (Louisville)

**Coaching:**

**THE IVEY FILE**

**PERSONAL**

**Year in Coaching:** 12th  
**Year at Louisville:** 5th  
**Hometown:** Collinsville, Va. (Martinsville HS)  
**College:** Appalachian State '95  
**Spouse:** Rosa  
**Children:** Britini, Maggie, Gabriella

**PLAYING EXPERIENCE**



**College:** Appalachian State (1992-95)

**COACHING EXPERIENCE**

1996 **Port Charlotte HS** (Assistant Coach)  
 1997 **Cape Coral HS** (Assistant Coach)  
 1998-01 **Gulf Coast HS** (Assistant Coach)  
 2002-06 **Cypress Lakes HS** (Head Coach)  
 2007-11 **Barron Collier HS** (Head Coach)  
 2012-18 **Appalachian State**  
 Interim Head Coach (Dec. 4, 2018)  
 Defensive Line (2018)  
 Defensive Line/Special Teams (2014-17)  
 Assistant Coach/OLB/Special Teams (2012-13)  
 2019-23 **Louisville**  
 Defensive Line (2019-22)  
 Linebackers (2023)

**POSTSEASON EXPERIENCE**

**Playing:** 1992 NCAA Division I-AA Playoffs  
 1994 NCAA Division I-AA Playoffs  
 1995 NCAA Division I-AA Playoffs  
**Coaching:** 2012 FCS Playoff Second Round (App. State)  
 2015 Camellia Bowl (App. State)  
 2016 Camellia Bowl (App. State)  
 2017 Dollar General Bowl (App. State)  
 2018 Sun Belt Championship (App. State)  
 2018 R+L Carriers New Orleans Bowl (App. State)  
 2019 Music City Bowl (Louisville)  
 2021 First Responder Bowl (Louisville)  
 2022 Wasabi Fenway Bowl (Louisville)  
 2023 ACC Championship (Louisville)  
 2023 DIRECTV Holiday Bowl (Louisville)



**KARL MASLOWSKI**

SPECIAL TEAMS COACH



**GARRICK MCGEE**

WIDE RECEIVERS COACH

**THE MASLOWSKI FILE**

**PERSONAL**

**Year in Coaching:** 18th  
**Year at Louisville:** 4th  
**Hometown:** New Lenox, Ill.  
**College:** Western Kentucky '04  
**Spouse:** Brittney  
**Children:** Lila, Stella, and Donovan

**PLAYING EXPERIENCE**

**College:** Western Kentucky, LB (1999-03)

**COACHING EXPERIENCE**

2006-07 **Holy Cross HS**  
 Outside Linebackers/DE  
 2008-09 **Miami University**  
 Defensive GA  
 2010-12 **Western Kentucky**  
 Special Teams Coordinator  
 Linebackers (2010-11)  
 2013-18 **Northern Michigan**  
 Special Teams Coordinator/RB/TE (2017-18)  
 Special Teams Coordinator/LB (2013-16)  
 2019-21 **Louisville**  
 Sr. Special Teams QC  
 2022 **Purdue**  
 Special Teams Coordinator  
 2023 **Louisville**  
 Special Teams/Asst. LB

**POSTSEASON EXPERIENCE**

**Playing:** 2000 NCAA Division I-AA Playoffs  
 2001 NCAA Division I-AA Playoffs  
 2002 NCAA Division I-AA Champions  
 2003 NCAA Division I-AA Playoffs  
**Coaching:** 2012 Little Caesars Pizza Bowl (*WKU*)  
 2019 Music City Bowl (*Louisville*)  
 2021 First Responder Bowl (*Louisville*)  
 2022 Big Ten Championship (*Purdue*)  
 2022 Cheez-It Citrus Bowl (*Purdue*)  
 2023 ACC Championship (*Louisville*)  
 2023 DIRECTV Holiday Bowl (*Louisville*)

**THE MCGEE FILE**

**PERSONAL**

**Year in Coaching:** 28th  
**Year at Louisville:** 3rd  
**Hometown:** Tulsa, Okla. (Booker T. Washington HS)  
**College:** Oklahoma '96  
**Spouse:** Tiffany  
**Children:** Cameron, Grant

**PLAYING EXPERIENCE**


**College:** Arizona State, QB (1991-92); Northeastern Oklahoma A&M, QB (1993); Oklahoma, QB (1994-95)

**COACHING EXPERIENCE**

1996-98 **Langston University** (Assistant)  
 1999 **Northern Iowa** (Wide Receivers)  
 2000-01 **Jacksonville Jaguars** (Quality Control)  
 2002 **Toledo** (Wide Receivers)  
 2003 **UNLV** (Wide Receivers)  
 2004-07 **Northwestern**  
 WR (2004-05), Offensive Coordinator/QB (2006-07)  
 2008-11 **Arkansas**  
 QB (2008-09), Offensive Coordinator/QB (2010-11)  
 2012-13 **UAB** (Head Coach)  
 2014-15 **Louisville** (Offensive Coordinator/QB)  
 2016-17 **Illinois** (Offensive Coordinator/QB)  
 2018-19 **Missouri** (Wide Receivers/Analyst)  
 2020-21 **Florida** (Quarterbacks/Analyst)  
 2022 **Purdue** (Wide Receivers)  
 2023 **Louisville** (Wide Receivers)


**POSTSEASON EXPERIENCE**

**Coaching:** 2002 MAC Championship (*Toledo*)  
 2002 Motor City Bowl (*Toledo*)  
 2005 Sun Bowl (*Northwestern*)  
 2010 Liberty Bowl (*Arkansas*)  
 2011 Sugar Bowl (*Arkansas*)  
 2012 Cotton Bowl (*Arkansas*)  
 2014 Belk Bowl (*Louisville*)  
 2015 Music City Bowl (*Louisville*)  
 2018 Liberty Bowl (*Missouri*)  
 2020 Cotton Bowl (*Florida*)  
 2021 Gasparilla Bowl (*Florida*)  
 2022 Big Ten Championship (*Purdue*)  
 2022 Cheez-It Citrus Bowl (*Purdue*)  
 2023 ACC Championship (*Louisville*)  
 2023 DIRECTV Holiday Bowl (*Louisville*)



**RICHARD OWENS**

OFFENSIVE LINE COACH



**RYAN WALLACE**

TIGHT ENDS COACH

**THE OWENS FILE**

**PERSONAL**

**Year in Coaching:** 14th  
**Year at Louisville:** 2nd  
**Hometown:** Middleburg, Fla. (Middleburg HS)  
**College:** Louisville '04  
**Spouse:** Tina  
**Children:** Rylan

**PLAYING EXPERIENCE**

**College:** Louisville, TE (2000-03)  
**NFL:** Minnesota Vikings, TE (2004-06);  
 St. Louis Rams, TE (2007); New York Jets, TE (2009)

**COACHING EXPERIENCE**

2010-11 **Arkansas**  
 Graduate Assistant

2012-14 **UAB**  
 Tight Ends (2012, 2014)  
 Offensive Coordinator/Wide Receivers (2013)

2015-17 **South Alabama**  
 Tight Ends (2015)  
 Offensive Line (2016-17)

2018 **Louisville**  
 Tight Ends/On-Campus Recruiting

2019-21 **UAB**  
 Offensive Line

2022 **Georgia Southern**  
 Offensive Line/Run Game Coordinator

2023 **Louisville**  
 Offensive Line

**POSTSEASON EXPERIENCE**

**Playing:** 2001 Liberty Bowl  
 2002 GMAC Bowl  
 2003 GMAC Bowl

**Coaching:** 2010 Sugar Bowl (Arkansas)  
 2011 Cotton Bowl (Arkansas)  
 2016 Arizona Bowl (South Alabama)  
 2019 Conference USA Championship (UAB)  
 2019 New Orleans Bowl (UAB)  
 2020 Conference USA Championship (UAB)  
 2021 Independence Bowl (UAB)  
 2022 Camellia Bowl (Georgia Southern)  
 2023 ACC Championship (Louisville)  
 2023 DIRECTV Holiday Bowl (Louisville)

**THE WALLACE FILE**

**PERSONAL**

**Year in Coaching:** 14th  
**Year at Louisville:** 1st  
**Hometown:** Bowling Green, Ky.(Bowling Green HS)  
**College:** Western Kentucky '13, '15  
**Spouse:** Samantha

**PLAYING EXPERIENCE**

**College:** Western Kentucky, TE (2011-12);  
 Kentucky, OT (2010)

**COACHING EXPERIENCE**

2013-16 **Western Kentucky**  
 Offensive Line GA (2013)  
 Tight Ends GA (2014-16)

2016-17 **Austin Peay**  
 Tight Ends

2017-22 **Purdue**  
 Offense/Special Teams/QC (2017-19)  
 Tight Ends/Co-Special Teams (2019-21)  
 Tight Ends/Assistant OL (2022)

2023 **Louisville**  
 Tight Ends

**POSTSEASON EXPERIENCE**

**Playing:** 2011 BBVA Compass Bowl (Kentucky)  
 2012 Little Caesars Pizza Bowl (WKU)

**Coaching:** 2014 Bahamas Bowl (WKU)  
 2015 Conference USA Championship (WKU)  
 2015 Miami Beach Bowl (WKU)  
 2016 Conference USA Championship (WKU)  
 2016 Boca Raton Bowl (WKU)  
 2017 Foster Farms Bowl (Purdue.)  
 2018 Music City Bowl (Purdue)  
 2021 Music City Bowl (Purdue)  
 2022 Big Ten Championship (Purdue)  
 2022 Cheez-It Citrus Bowl (Purdue)  
 2023 ACC Championship (Louisville)  
 2023 DIRECTV Holiday Bowl (Louisville)



**STATISTICAL HIGHS AND LOWS UNDER JEFF BROHM**

**LOUISVILLE**

**OPPONENTS**

**Total Offense Highs**

690 vs. Murray St., 2023  
 582 vs. Boston College, 2023  
 474 vs. Georgia Tech, 2023  
 470 vs. Miami, 2023  
 403 vs. Kentucky, 2023

**Total Offense Lows**

188 vs. Florida State, 2023  
 306 vs. NC State, 2023  
 330 vs. Notre Dame, 2023  
 351 vs. Duke, 2023

**First Down Highs**

29 vs. Murray State, 2023  
 28 vs. Pittsburgh, 2023  
 26 vs. Miami, 2023  
 23 vs. Kentucky, 2023  
 22 vs. Boston College, 2023  
 21 vs. Georgia Tech, 2023

**First Down Lows**

10 vs. Florida State, 2023  
 17 vs. Notre Dame, 2023  
 17 vs. Virginia Tech, 2023  
 18 vs. NC State, 2023

**Rushing Highs**

344 vs. Murray State, 2023  
 234 vs. Duke, 2023  
 231 vs. Virginia Tech, 2023  
 227 vs. Georgia Tech, 2023

**Rushing Lows**

20 vs. NC State, 2023  
 71 vs. Pittsburgh, 2023  
 77 vs. Florida State, 2023

**Rush Attempt Highs**

48 vs. Duke, 2023  
 44 vs. Murray State, 2023  
 43 vs. Kentucky, 2023  
 41 vs. Boston College, 2023  
 40 vs. Notre Dame, 2023

**Rush Attempt Lows**

29 vs. NC State, 2023  
 31 vs. Virginia, 2023  
 32 vs. Pittsburgh, 2023  
 34 vs. Georgia Tech, 2023  
 34 vs. Miami, 2023  
 34 Florida Sta

**Passing Highs**

388 vs. Boston College, 2023  
 350 vs. Pittsburgh, 2023  
 346 vs. Murray State, 2023  
 308 vs. Miami, 2023  
 286 vs. NC State, 2023

**Passing Lows**

117 vs. Duke, 2023  
 145 vs. Notre Dame, 2023  
 151 vs. Virginia Tech, 2023

**Pass Attempt Highs**

52 vs. Pittsburgh, 2023  
 47 vs. Miami, 2023  
 36 vs. Florida State, 2023

35 vs. NC State, 2023  
 34 vs. Murray State, 2023  
 33 vs. Kentucky, 2023  
 31 vs. Georgia Tech, 2023

**Pass Attempt Lows**

13 vs. Virginia Tech, 2023  
 16 vs. Duke, 2023  
 21 vs. Boston College, 2023

**Pass Comp Highs**

29 vs. Pittsburgh, 2023  
 24 vs. Miami, 2023  
 25 vs. Murray State, 2023  
 24 vs. Kentucky, 2023  
 21 vs. NC State, 2023

**Pass Comp Lows**

11 vs. Duke, 2023  
 12 vs. Virginia Tech, 2023  
 13 vs. Indiana, 2023  
 14 vs. Florida State, 2023

**Scoring Highs**

56 vs. Murray State, 2023  
 56 vs. Boston College, 2023  
 39 vs. Georgia Tech, 2023  
 38 vs. Miami, 2023  
 31 vs. Kentucky, 2023

**Scoring Lows**

6 vs. Florida State, 2023  
 13 vs. NC State, 2023  
 21 vs. Indiana, 2023  
 21 vs. Pittsburgh, 2023  
 23 vs. Duke, 2023

**Total Offense Highs**

488 vs. Georgia Tech, 2023  
 486 vs. Miami, 2023  
 434 vs. Virginia, 2023  
 427 vs. Boston College, 2023  
 357 vs. Indiana, 2023

**Total Offense Lows**

140 vs. Virginia Tech, 2023  
 166 vs. Murray State, 2023  
 201 vs. NC State, 2023  
 202 vs. Duke, 2023  
 289 vs. Kentucky, 2023  
 219 vs. Florida State, 2023

**First Down Highs**

23 vs. Georgia Tech, 2023  
 23 vs. Boston College, 2023  
 21 vs. Virginia, 2023  
 21 vs. Miami, 2023  
 19 vs. Indiana, 2023  
 16 vs. Kentucky, 2023

**First Down Lows**

8 vs. Murray State, 2023  
 9 vs. Duke, 2023  
 9 vs. NC State, 2023  
 12 vs. Florida State, 2023

**Rushing Highs**

175 vs. Georgia Tech, 2023  
 164 vs. Florida State, 2023  
 159 vs. Miami, 2023  
 132 vs. Boston College, 2023  
 120 Virginia, 2023

**Rushing Lows**

44 vs. Georgia Tech, 2023  
 51 vs. Duke, 2023  
 58 vs. Indiana, 2023

**Rush Attempt Highs**

44 vs. Florida State, 2023  
 38 vs. Georgia Tech, 2023  
 36 vs. Virginia, 2023  
 33 vs. Pittsburgh, 2023  
 32 vs. Murray State, 2023

**Rush Attempt Lows**

21 vs. Duke, 2023  
 25 vs. Kentucky, 2023  
 26 vs. Miami, 2023  
 27 vs. Indiana, 2023  
 28 Notre Dame, 2023  
 28 Virginia Tech, 2023

**Passing Highs**

329 vs. Miami, 2023  
 314 vs. Virginia, 2023  
 313 vs. Georgia Tech, 2023  
 299 vs. Indiana, 2023  
 295 vs. Boston College, 2023  
 254 vs. Notre Dame, 2023

**Passing Lows**

55 vs. Florida State, 2023  
 72 vs. Virginia Tech, 2023  
 72 vs. Murray State, 2023  
 112 vs. NC State, 2023

**Pass Attempt Highs**

41 vs. Boston College, 2023  
 39 vs. Miami, 2023  
 38 vs. Notre Dame, 2023  
 32 vs. Georgia Tech, 2023  
 31 vs. Virginia, 2023

**Pass Attempt Lows**

21 vs. Florida State, 2023  
 22 vs. Murray State, 2023  
 23 vs. Virginia Tech, 2023  
 26 vs. Pittsburgh, 2023

**Pass Comp Highs**

24 vs. Miami, 2023  
 24 vs. Indiana, 2023  
 22 vs. Notre Dame, 2023  
 21 vs. Boston College, 2023  
 20 vs. Virginia, 2023

**Pass Comp Lows**

12 vs. Kentucky, 2023  
 12 vs. Duke, 2023  
 12 vs. Pittsburgh, 2023  
 13 vs. Virginia Tech, 2023  
 13 vs. NC State, 2023  
 8 vs. Florida State, 2023

**Scoring Highs**

38 vs. Kentucky, 2023  
 38 vs. Pittsburgh, 2023  
 34 vs. Georgia Tech, 2023  
 31 vs. Miami, 2023  
 28 vs. Boston College, 2023  
 24 vs. Virginia, 2023

**Scoring Lows**

0 vs. Murray State, 2023  
 0 vs. Duke, 2023  
 3 vs. Virginia Tech, 2023  
 10 vs. NC State, 2023  
 16 vs. Florida State, 2023



**LOUISVILLE**

**2023 (10-3, 7-1 ACC)**

Date	Opponent	Score	W/L
Sept. 1	vs. Georgia Tech*	39-34	W
Sept. 7	Murray State	56-0	W
Sept. 16	vs. Indiana	21-14	W
Sept. 23	Boston College*	56-28	W
Sept. 29	at NC State*	13-10	W
Oct. 7	#10 Notre Dame	33-20	W
Oct. 14	at Pitt*	21-38	L
Oct. 28	Duke*	23-0	W
Nov. 4	Virginia Tech*	34-3	W
Nov. 9	Virginia*	31-24	W
Nov. 18	at Miami*	38-31	W
Nov. 25	Kentucky	31-38	L
Dec. 2	vs. #4 Florida State	6-16	L

**PURDUE**

**2022 (8-6, 6-3 BIG TEN)**

DATE	OPPONENT	SCORE	W/L
Sept. 1	Penn State	31-35	L
Sept. 10	Indiana State	56-0	W
Sept. 17	at Syracuse	29-32	L
Sept. 24	FAU	28-26	W
Oct. 1	at #21 Minnesota*	20-10	W
Oct. 8	at Maryland*	31-29	W
Oct. 15	Nebraska*	43-37	W
Oct. 22	at Wisconsin*	24-35	L
Nov. 5	Iowa*	3-24	L
Nov. 12	at #21 Illinois*	31-24	W
Nov. 19	Northwestern*	17-9	W
Nov. 26	at Indiana	30-16	W
Dec. 3	vs. #2 Michigan	22-43	L

**2021 (9-4, 6-3 BIG TEN)**

DATE	OPPONENT	SCORE	W/L
Sept. 4	Oregon State (N)	30-21	W
Sept. 11	at UConn	49-0	W
Sept. 18	at #10 Notre Dame	13-27	L
Sept. 25	Illinois*	13-9	W
Oct. 2	Minnesota*	13-20	L
Oct. 16	at #2 Iowa*	24-7	W
Oct. 23	#25 Wisconsin*	13-30	L
Oct. 30	at Nebraska*	28-23	W
Nov. 6	#3 Michigan State*	40-29	W
Nov. 13	at #4 Ohio State*	31-59	L
Nov. 20	vs. Northwestern*	32-14	W
Nov. 27	Indiana*	44-7	W
Music City Bowl – Nashville, Tenn.			
Dec. 30	vs. Tennessee	48-45 (OT)	W

**2020 (2-4, 2-4 BIG TEN)**

DATE	OPPONENT	Score	W/L
Oct. 24	Iowa*	24-20	W
Oct. 31	at Illinois*	31-24	W
Nov. 14	#23 Northwestern*	20-27	L
Nov. 20	at Minnesota*	31-34	L
Nov. 28	Rutgers*	30-37	L
Dec. 5	Nebraska*	27-37	L

**2019 (4-8, 3-6 BIG TEN)**

DATE	OPPONENT	SCORE	W/L
Aug. 30	at Nevada	31-34	L
Sept. 7	Vanderbilt	42-24	W
Sept. 14	TCU	13-24	L
Sept. 28	Minnesota*	31-38	L
Oct. 5	at #12 Penn State*	7-35	L
Oct. 12	Maryland*	40-14	W
Oct. 19	at #23 Iowa*	20-26	L
Oct. 26	Illinois*	6-24	L
Nov. 2	Nebraska*	31-27	W
Nov. 9	at Northwestern*	24-22	W
Nov. 23	at #12 Wisconsin*	24-45	L
Nov. 30	Indiana*	41-44 (2 OT)	L

**2018 (6-7, 5-4 BIG TEN)**

DATE	OPPONENT	Score	W/L
Aug. 30	Northwestern*	27-31	L
Sept. 8	Eastern Michigan	19-20	L
Sept. 15	Missouri	37-40	L
Sept. 22	#23 Boston College	30-13	W
Sept. 29	at Nebraska*	42-28	W
Oct. 13	at Illinois*	46-7	W
Oct. 20	#2 Ohio State*	49-20	W
Oct. 27	at Michigan State*	13-23	L
Nov. 3	#16 Iowa*	38-36	W
Nov. 10	at Minnesota*	10-41	L
Nov. 17	Wisconsin*	44-47 (3 OT)	L
Nov. 24	at Indiana*	28-21	W
Music City Bowl – Nashville, Tenn.			
Dec. 28	vs. Auburn	14-63	L

**2017 (7-6, 4-5 BIG TEN)**

DATE	OPPONENT	SCORE	W/L
Sept. 2	vs. #16 Louisville	28-35	L
Sept. 8	Ohio	44-21	W
Sept. 16	at Missouri	35-3	W
Sept. 23	#8 Michigan*	10-28	L
Oct. 7	Minnesota*	31-17	W
Oct. 14	at #7 Wisconsin*	9-17	L
Oct. 21	at Rutgers*	12-14	L
Oct. 28	Nebraska*	24-25	L
Nov. 4	Illinois*	29-0	W
Nov. 11	at #23 Northwestern*	13-23	L
Nov. 18	at Iowa*	24-15	W
Nov. 25	Indiana*	31-24	W
Foster Farms Bowl – Santa Clara, Calif.			
Dec. 27	vs. Arizona	38-35	W

**WESTERN KENTUCKY**

**2016 (11-3, 7-1 C-USA)**

DATE	OPPONENT	SCORE	W/L
Sept. 1	Rice*	46-14	W
Sept. 10	at #1 Alabama	10-38	L
Sept. 17	at Miami (Ohio)	31-24	W
Sept. 24	Vanderbilt	30-31 (OT)	L
Oct. 1	Houston Baptist	50-3	W
Oct. 6	at LA Tech*	52-55	L
Oct. 15	at Middle Tennessee*	44-43 (2OT)	W
Oct. 22	Old Dominion*	59-24	W
Oct. 29	at Florida Atlantic*	52-3	W
Nov. 5	FIU*	49-21	W
Nov. 12	North Texas*	45-7	W
Nov. 26	at Marshall*	60-6	W
Dec. 3	LA Tech#	58-44	W
Boca Raton Bowl - Boca Ration, Fla.			
Dec. 20	vs. Memphis	W, 51-31	W

**2015 (12-2, 8-0 C-USA)**

DATE	OPPONENT	SCORE	W/L
Sept. 3	at Vanderbilt	14-12	W
Sept. 10	LA Tech*	41-38	W
Sept. 19	at Indiana	35-38	L
Sept. 26	Miami (Ohio)	56-14	W
Oct. 3	at Rice*	49-10	W
Oct. 10	Middle Tennessee*	58-28	W
Oct. 15	at North Texas*	55-28	W
Oct. 24	at #5 LSU	20-48	L
Oct. 31	at Old Dominion*	55-30	W
Nov. 7	Florida Atlantic*	35-19	W
Nov. 21	at FIU*	63-7	W
Nov. 27	Marshall*	49-28	W
Dec. 5	Southern Miss	45-28	W
Miami Beach Bowl – Miami, Fla.			
Dec. 21	vs. South Florida	45-35	W

**2014 (8-5, 4-4 C-USA)**

DATE	OPPONENT	SCORE	W/L
Aug. 29	Bowling Green	59-31	W
Sept. 6	at Illinois	34-42	L
Sept. 13	at Middle Tennessee*	47-50 (3OT)	L
Sept. 27	at Navy	36-27	W
Oct. 4	UAB*	39-42	L
Oct. 18	at Florida Atlantic*	38-45	L
Oct. 25	Old Dominion*	66-51	W
Nov. 1	at LA Tech*	10-59	L
Nov. 8	UTEP*	35-27	W
Nov. 15	Army	52-24	W
Nov. 22	UTSA*	45-7	W
Nov. 28	at #19 Marshall	67-66 (OT)	W
Bahamas Bowl – Nassau, Bahamas			
Dec. 24	vs. Central Michigan	49-48	W



# L&N FEDERAL CREDIT UNION STADIUM



L&N Stadium, which already was in a class of its own, received a substantial renovation in 2018, and now sits as one of the best facilities in all of college football.

L&N Federal Credit Union, a cooperative, financial institution located in Louisville, has inked a naming rights deal with the University of Louisville that renames Cardinal Stadium to L&N Federal Credit Union Stadium on January 30, 2023.

A 20-year, \$41-million commitment secures the naming rights with the university through 2042. Opened in 1998 and renovated in 2010 and 2019, Cardinal Stadium is a 58,923 seat facility located at the corner of Floyd Street and Central Avenue and is home to the UofL football program.

The Cardinals completed a \$63.3-million dollar expansion of the stadium, which also included a major upgrade to the Howard Schnellenberger Football Complex.

In the recent construction, 5,900 seats were added, providing a unique look in the end zone structure and increasing the total capacity to about 60,800. The construction also generated an additional 25,000 square feet of space.

The expansion included 800 modern club seats, 68 premium loge level boxes, and 12 exclusive field level suites. The club seats have access to a premier gathering area that provide viewing access to the field. Fans in that area have an exclusive view of the players, as they exit the football complex through a tunnel and run onto the gridiron from a middle of the field level entrance.

While the seating areas have drastically improved many of the sightlines, fans also will notice additional amenities that will enhance the game day experience. Two 40-foot by 80-foot LED videoboards were installed in the north end zones and a 24-foot by 92-foot football videoboard was installed in the south end zone. The stadium possesses over 8,000-square feet of ribbon boards throughout the stadium, while a total of 344 feet of ribbon boards are mounted on the east and west sides of the stadium.

L&N Stadium, which opened in 1998, featured a capacity of 42,000. In 2010, over 10,000 additional chairback seats were added to a second deck on the east side of the stadium in the UPS Flight Deck. The project included 33 new luxury suites on the Stites & Harbison Suite Level and 2,000 premium loge seats were added to the east side.

A 60-foot wide Norton's Terrace was constructed at the top of the south end zone, connecting the east and west sides of the stadium. A part of the previous expansion was the PNC Club, a 20,000-square-foot, glass-enclosed area that stretches from end zone to end zone at the loge level on the east side of the stadium.

The temperature-controlled club features a full-service bar, concessions, large-screen televisions, lounge seating and tables. It has more than 1,700 outdoor seats under cover with heaters and fans.

In addition to being available during football games, the PNC Club is used for other com-

### STADIUM QUICK FACTS

First Game:	Sept. 5, 1998
Result:	Kentucky 68, Louisville 34
Stadium Record:	119-46
Capacity:	58,923
Surface:	FieldTurf (new in 2023)

### TOP L&N STADIUM CROWDS

1.	59,225	vs. Kentucky, 11/25/23
2.	59,081	vs. Notre Dame, 10/7/23
3.	58,187	vs. Notre Dame, 9/2/19
4.	55,632	vs. Florida State, 9/17/16
5.	55,588	vs. Clemson, 9/16/17
6.	55,428	vs. Miami, 9/1/14
7.	55,414	vs. Florida State, 10/30/14
8.	55,396	vs. Clemson, 9/17/15
9.	55,386	vs. Kentucky, 9/2/12
10.	55,332	vs. Ohio, 9/1/13

### L&N STADIUM BESTS

#### INDIVIDUAL

Total Yards:	549, Brian Brohm, Syracuse, 2007
Rushing Yds:	275, Anthony Allen, M. Tennessee, 2007
Pass Attempts:	65, Brian Brohm, Syracuse, 2007
Pass Completions:	45, Brian Brohm, Syracuse, 2007
Passing Yards:	555, Brian Brohm, Syracuse, 2007
Passing TD:	6, Lamar Jackson, Charlotte, 2016
Receptions:	12, Harry Douglas, Syracuse, 2007
Receiving Yards:	214, DeVante Parker, Florida St., 2014

#### TEAM

Total Yards:	779, Houston, 2003
Rushing Yards:	445, Houston, 2003
Rushing Touchdowns:	7, Florida State, 2016 (3x)
Passing Yards:	555, Syracuse, 2007
Completion Percentage:	84.6, Kentucky, 2012
Passing Touchdowns:	8, Charlotte, 2016



**2023 STATISTICS**

**10-3 OVERALL {ACC: 7-1 | HOME: 6-1 | AWAY: 3-1 | NEUTRAL: 2-1}**

**SCHEDULE AND RESULTS**

Date	UL (rank)	Opponent	TV	Site	Result	Att.	Top Rusher (A-Y-TD)	Top Passer (C-A-Y-TD)	Top Receiver (R-Y-TD)	Top Tackler
Sept. 1	NR/NR	vs. Georgia Tech	ESPN	N	W, 39-34	36,101	Jordan (7-96-1)	Plummer (18-31-247-3)	Thrash (7-88-2)	Minkins (7)
Sept. 7	NR/NR	Murray State	ACC+	H	W, 56-0	45,273	Jordan (7-135-2)	Plummer (16-22-247-1)	Thrash (3-82-1)	Quinn (6)
Sept. 16	NR/NR	vs. Indiana	Big Ten	N	W, 21-14	22,840	Jordan (18-113-1)	Plummer (13-23-1-238-1)	Thrash (4-159-1)	Kelly (12)
Sept. 23	NR/NR	Boston College	ACC	H	W, 56-28	48,294	Jordan (18-134-2)	Plummer (18-21-0-388-5)	Thrash (5-71-1)	Alderman (8)
Sept. 29	NR/NR	at NC State	ESPN	A	W, 13-10	56,919	Jordan (16-32-0)	Plummer (21-35-2-286-1)	Bell (3-85-1)	Quinn (11)
Oct. 7	#25/#25	#10 Notre Dame	ABC	H	W, 33-20	59,081	Jordan (21-143-2)	Plummer (17-24-0-145-1)	Thrash (8-75-1)	Quinn (10)
Oct. 14	#14/#15	at Pitt	CW	A	L, 21-38	46,296	Turner (12-81-0)	Plummer (29-52-2-350-1)	Thrash (9-120-0)	Quinn (12)
Oct. 28	#18/#18	#20 Duke	ESPN	H	W, 23-0	52,319	Jordan (21-163-2)	Plummer (11-16-0-117-0)	Thrash 7-73-0)	Quinn/Kelly (7)
Nov. 4	#15/#15	Virginia Tech	ACC	H	W, 34-3	49,995	Guendo (11-146-3)	Plummer (11-12-0-141-1)	Bell (3-43-0)	Duck (7)
Nov. 9	#11/#11	Virginia	ESPN	H	W, 31-24	44,628	Jordan (17-95-0)	Plummer (19-28-1-243-2)	Bell (4-35-0)	Neal (11)
Nov. 18	#9/#9	at Miami	ABC	A	W, 38-31	44,996	Guendo (15-93-1)	Plummer (24-37-1-308-3)	Kurisky (5-50-1)	Neal (8)
Nov. 25	#9/#9	Kentucky	ABC	H	L, 31-38	59,225	Jordan (17-63-2)	Plummer (24-33-1-242-2)	Thrash (6-60-0)	Perry (9)
Dec. 3	#14/#15	vs. #4 Florida State	ABC	N	L, 6-15	62,314	Jordan (14-52-0)	Plummer (14-36-1-111-0)	Thrash (7-57-0)	Quinn (11)

**TEAM STATISTICS**

	Louisville	Opp
<b>SCORING</b>	402	256
Points Per Game	30.9	19.7
Points Off Turnovers	60	44
FIRST DOWNS	270	203
Rushing	113	77
Passing	137	106
Penalty	20	20
<b>RUSHING YARDAGE</b>	2279	1325
Yards Gained Rushing	2624	1712
Yards Lost Rushing	345	387
Rushing Attempts	488	400
Avg. per Rush	4.7	3.3
Avg. per Game	175.3	101.9
TDs Rushing	27	13
<b>PASSING YARDAGE</b>	3712	2670
Comp-Att-Int	245-383-12	208-383-12
Avg. per Pass	8.3	7.0
Avg. per Catch	12.9	12.8
Avg. per Game	244.0	205.4
TDs Passing	22	16
<b>TOTAL OFFENSE</b>	5451	3995
Total Plays	871	783
Avg. per Play	6.3	5.1
Avg. per Game	419.3	307.3
<b>KICK RETURNS: #-YARDS</b>	17-354	24-575
<b>PUNT RETURNS: #-YARDS</b>	28-123	8-57
<b>INT RETURNS: #-YARDS</b>	12-88	12-177
<b>KICK RETURN AVERAGE</b>	20.8	24.0
<b>PUNT RETURN AVERAGE</b>	4.4	7.1
<b>INT RETURN AVERAGE</b>	7.3	14.8
<b>FUMBLES-LOST</b>	18-5	14-7
<b>PENALTIES-YARDS</b>	74-637	78-666
Avg. per Game	49.0	51.2
<b>PUNTS-YARDS</b>	52-2154	78-3224
Avg. per Punt	41.5	41.3
Net Punt Avg.	38.9	38.4
<b>TIME OF POSSESSION/GAME</b>	32:10	27:50
<b>3RD-DOWN CONVERSION</b>	56/114	46/155
3rd-Down Pct	39%	30%
<b>4TH-DOWN CONVERSION</b>	11/18	10/23
4th-Down Pct	61%	43%
<b>SACKS BY-YARDS</b>	30-208	22-173
<b>MISC YARDS</b>	0	0
<b>TOUCHDOWNS SCORED</b>	50	31
<b>FIELD GOALS-ATTEMPTS</b>	16-23	8-11
<b>ON-SIDE KICKS</b>	0-0	2-5
<b>RED-ZONE SCORES</b>	(36-44) 82%	(17-24) 71%
<b>PAT-ATTEMPTS</b>	(46-48) 96%	(30-30) 100%
<b>2-POINT CONVERSION-ATTEMPTS</b>	(1-2) 50%	(0-1) 0%
<b>ATTENDANCE</b>	358,765	184,312
<b>Games/Avg. per Game</b>	7/51,252	4/46,078

**INDIVIDUAL STATISTICS**

Passing	G	Effic.	C-A-I	Pct.	Yds	TD	LG	Avg/G
Jack Plummer	13	154.6	221-334-11	66.2	2,952	21	85	246.0
Harrison Bailey	1	211.7	3-5-0	60.0	51	1	34	51.0
Brock Domann	3	173.9	5-5-0	100.0	44	0	17	14.7
Pierce Clarkson	1	79.4	1-2-0	50.0	7	0	7	7.0
<b>Totals</b>	<b>13</b>	<b>146.2</b>	<b>245-383-12</b>	<b>64.0</b>	<b>3172</b>	<b>22</b>	<b>85</b>	<b>244.0</b>
<b>Opponents</b>	<b>132</b>	<b>120.4</b>	<b>208-383-12</b>	<b>54.3</b>	<b>2679</b>	<b>16</b>	<b>55</b>	<b>205.4</b>

Rushing	G	Att	Gain	Loss	Net	Avg.	TD	LG	Avg/G
Jawhar Jordan	13	181	1,143	15	1,128	6.2	13	74	86.8
Isaac Guendo	13	109	670	21	649	6.0	8	73	49.9
Maurice Turner	13	51	263	12	251	4.9	1	41	19.3
Keyjuan Brown	1	11	65	0	65	5.9	1	14	65.0
Jack Plummer	13	91	292	264	28	0.3	1	20	2.2
Huggins-Bruce	13	5	46	0	46	9.2	1	19	3.8
Kaden Moorman	1	5	40	2	38	7.6	0	25	3.8
Evan Conley	13	5	30	1	29	5.8	1	19	2.4
Jimmy Calloway	13	3	20	0	20	6.7	0	7	1.7
Jamari Thrash	12	1	12	0	12	12.0	1	12	1.1
Brock Domann	3	3	12	0	12	4.0	0	11	4.0
Pierce Clarkson	1	1	3	0	3	3.0	0	3	3.0
Joey Gatewood	12	1	0	3	-3	-3.0	0	0	-0.3
<b>Totals</b>	<b>13</b>	<b>488</b>	<b>2,624</b>	<b>345</b>	<b>2,279</b>	<b>4.7</b>	<b>27</b>	<b>74</b>	<b>175.3</b>
<b>Opponents</b>	<b>13</b>	<b>400</b>	<b>1,712</b>	<b>387</b>	<b>1,325</b>	<b>3.3</b>	<b>13</b>	<b>73</b>	<b>101.9</b>

Receiving	G	No.	Yds	Avg.	TD	LG	Avg/G
Jamari Thrash	12	63	858	13.6	6	85	71.5
Chris Bell	13	26	386	14.8	2	48	29.7
Kevin Coleman Jr.	13	23	336	14.6	2	58	25.8
Jawhar Jordan	13	21	246	11.7	1	75	18.9
Jimmy Calloway	13	19	234	12.3	0	34	18.0
Huggins-Bruce	13	19	305	16.1	4	55	23.5
Isaac Guendo	13	17	192	11.3	0	25	14.8
Nate Kurisky	13	16	138	8.6	2	23	10.6
Joey Gatewood	12	9	150	16.7	3	34	12.5
Jadon Thompson	11	9	115	12.8	1	37	10.5
Maurice Turner	13	8	73	9.1	0	27	5.6
Josh Lifson	13	6	59	9.8	0	19	4.5
Allan Houston III		6	327	9.0	0	17	4.5
Duane Martin	12	22	135	0	19	2.3	
Trevonte Sylvester	10	11	110	0	11	0.1	
Elijah Downing	2	17	70	0	7	3.5	
Cataurus Hicks	11	11	110	0	11	0	
William Fowles	11	17	70	0	7	7.0	
<b>Total</b>	<b>13</b>	<b>245</b>	<b>3172</b>	<b>12.9</b>	<b>22</b>	<b>85</b>	<b>244.0</b>
<b>Opponents</b>	<b>13</b>	<b>208</b>	<b>2670</b>	<b>12.8</b>	<b>16</b>	<b>55</b>	<b>205.4</b>

**Score By Quarters**

	1	2	3	4	OT	TOT
Louisville	97	110	94	95	0	396
Opponents	21	83	86	50	0	240



Punt Returns	No.	Yds	Avg.	TD	LG
Kevin Coleman	26	117	4.5	0	26
Huggins-Bruce	2	6	3.0	0	3
<b>Totals</b>	<b>28</b>	<b>123</b>	<b>4.4</b>	<b>1</b>	<b>26</b>
<b>Oponents</b>	<b>8</b>	<b>57</b>	<b>7.1</b>	<b>0</b>	<b>17</b>

Kick Returns	No.	Yds	Avg.	TD	LG
Isaac Guerendo	9	173	19.2	0	48
Maurice Turner	5	109	21.8	0	50
Jawhar Jordan	2	63	31.5	0	40
Nate Kurisky	1	9	9.0	0	9
<b>Totals</b>	<b>17</b>	<b>354</b>	<b>20.8</b>	<b>0</b>	<b>50</b>
<b>Opponents</b>	<b>24</b>	<b>575</b>	<b>24.0</b>	<b>1</b>	<b>100</b>

Interceptions	No.	Yds	Avg.	TD	LG
Devin Neal	4	38	9.5	0	34
Cam'Ron Kelly	2	0	0.0	0	0
Quincy Riley	2	14	7.0	0	14
Ramon Puryear	1	-1	-1.0	0	0
Gilbert Frierson	1	4	4.0	0	4
T.J. Quinn	1	15	15.0	0	15
Jarvis Brownlee	1	18	18.0	0	18
<b>Totals</b>	<b>12</b>	<b>88</b>	<b>7.3</b>	<b>0</b>	<b>34</b>
<b>Opponents</b>	<b>12</b>	<b>177</b>	<b>16.1</b>	<b>2</b>	<b>86</b>

Scoring	TD	FGs	Kick	Rush	Rcv	Pass	Saf	Pts
Brock Travelstead	-	17-24	39-41	-	-	-	-	90
Jawhar Jordan	14	-	-	-	-	-	-	84
Isaac Guerendo	8	-	-	-	-	-	-	48
Jamari Thrash	7	-	-	-	1	-	-	44
Huggins-Bruce	5	-	-	-	-	-	-	30
Joey Gatewood	3	-	-	-	-	-	-	18
Kevin Coleman	2	-	-	-	-	-	-	12
Chris Bell	2	-	-	-	-	-	-	12
Nate Kurisky	2	-	-	-	-	-	-	12
Nick Lopez	0	1-1	7-7	-	-	-	-	10
Evan Conley	1	-	-	-	-	-	-	6
Jack Plummer	1	-	-	-	-	1	-	6
Jadon Thompson	1	-	-	-	-	-	-	6
Maurice Turner	1	-	-	-	-	-	-	6
Keyjuan Brown	1	-	-	-	-	-	-	6
<b>Totals</b>	<b>50</b>	<b>16-23</b>	<b>46-48</b>	<b>0</b>	<b>1</b>	<b>1</b>	<b>0</b>	<b>402</b>
<b>Opponents</b>	<b>32</b>	<b>11-15</b>	<b>31-31</b>	<b>0</b>	<b>0</b>	<b>0</b>	<b>0</b>	<b>256</b>

Field Goals	FG	Pct.	01-19	20-29	30-39	40-49	50-99	Lg	Bk
Brock Travelstead	17-24	70.8	0-0	3-4	9-12	4-6	1-2	53	0
Nick Lopez	1-1	100.0	0-0	0-0	0-0	1-1	0-0	40	0
<b>Totals</b>	<b>18-25</b>	<b>72.0</b>	<b>0-0</b>	<b>3-4</b>	<b>9-12</b>	<b>5-7</b>	<b>1-2</b>	<b>53</b>	<b>0</b>
<b>Opponents</b>	<b>11-15</b>	<b>73.3</b>	<b>0-0</b>	<b>0-0</b>	<b>2-3</b>	<b>6-8</b>	<b>3-4</b>	<b>54</b>	<b>0</b>

Punting	No.	Yds	Avg	Long	TB	FC	I20	50+	Blk
B. Travelstead	26	1,031	39.7	55	2	9	6	5	0
Brady Hodges	26	1,123	43.2	51	1	9	10	3	0
<b>Total</b>	<b>52</b>	<b>2,154</b>	<b>41.4</b>	<b>55</b>	<b>3</b>	<b>18</b>	<b>16</b>	<b>8</b>	<b>0</b>
<b>Opponents</b>	<b>78</b>	<b>3,224</b>	<b>41.3</b>	<b>62</b>	<b>4</b>	<b>29</b>	<b>20</b>	<b>14</b>	<b>1</b>

All Purpose	G	Rush	Rec	PR	KOR	IR	Tot	Avg/G
Jawhar Jordan	13	1128	246	0	63	0	1437	110.5
Isaac Guerendo	13	449	192	0	173	0	1014	78.0
Jamari Thrash	12	12	858	0	0	0	870	72.5
Kevin Coleman Jr.	13	20	336	117	0	0	473	36.4
Maurice Turner	12	210	73	0	109	0	392	32.7
Chris Bell	13	0	386	0	0	0	386	29.7
Huggins-Bruce	13	46	305	6	0	0	357	27.5
Jimmy Calloway	13	20	234	0	0	0	254	19.5
Joey Gatewood	12	-3	150	0	0	0	147	12.3
Nate Kurisky	13	0	138	0	9	0	147	11.3
Jadon Thompson	11	0	115	0	0	0	115	10.5
Keyjuan Brown	1	65	0	0	0	0	65	65.0
Jack Plummer	13	28	0	0	0	0	28	2.2
Josh Lifson	13	0	59	0	0	0	59	4.9
Devin Neal	13	0	0	0	0	38	38	3.2
Kaden Moorman	1	38	0	0	0	0	38	3.8
Evan Conley	13	29	0	0	0	0	29	2.4
Allan Houston III	5	0	27	0	0	0	27	5.4
Duane Martin	12	0	19	0	0	0	19	1.7
Jarvis Brownlee	10	0	0	0	0	18	18	2.0
T.J. Quinn	13	0	0	0	0	15	15	1.3
Quincy Riley	13	0	0	0	0	14	14	1.2
Brock Domann	3	12	0	0	0	0	12	4.0
Cataurus Hicks	1	0	11	0	0	0	11	11.0
Elijah Downing	2	0	7	0	0	0	7	3.5
William Fowles	1	0	7	0	0	0	7	7.0
Gilbert Frierson	13	0	0	0	0	4	4	0.3
Pierce Clarkson	1	3	0	0	0	0	3	3.0
Trevonte Sylvester	10	0	1	0	0	0	1	0.1
Ramon Puryear	13	0	0	0	0	-1	-1	-0.1
Brady Hodges	13	-4	0	0	0	0	-4	-0.3
Team	12	-15	0	0	0	0	-15	-1.3
<b>Total</b>	<b>13</b>	<b>2279</b>	<b>3172</b>	<b>123</b>	<b>354</b>	<b>88</b>	<b>6016</b>	<b>462.8</b>
<b>Opponents</b>	<b>13</b>	<b>1325</b>	<b>2670</b>	<b>57</b>	<b>575</b>	<b>177</b>	<b>4804</b>	<b>369.5</b>

Total Offense	G	Plays	rush	pass	total	Avg/G
Jack Plummer	13	461	28	3063	3091	237.8
Jawhar Jordan	13	181	1128	0	1128	86.8
Isaac Guerendo	13	109	649	0	649	49.9
Maurice Turner	13	51	251	0	251	19.3
Keyjuan Brown	1	11	65	0	65	65.0
Brock Domann	3	8	12	44	56	18.7
Harrison Bailey	1	5	0	51	51	51.0
Huggins-Bruce	13	5	46	0	46	3.8
Derrick Edwards	1	5	38	0	38	3.8
Evan Conley	13	5	29	0	29	2.4
Jimmy Calloway	13	3	20	0	20	1.7
Kevin Coleman Jr.	13	5	20	0	20	1.5
Jamari Thrash	12	1	12	0	12	1.1
Pierce Clarkson	1	3	3	7	10	10.0
Brady Allen	1	1	0	7	7	7.0
Joey Gatewood	112	1	-3	0	-3	-0.3
Brady Hodges	123	1	-4	0	-4	-0.3
Team	13	0	-15	0	-15	-1.3
<b>Total</b>	<b>13</b>	<b>871</b>	<b>2279</b>	<b>3172</b>	<b>5451</b>	<b>419.3</b>
<b>Opponents</b>	<b>13</b>	<b>783</b>	<b>1325</b>	<b>2670</b>	<b>3993</b>	<b>307.3</b>



**2023 DEFENSIVE STATISTICS**

##	Player	GP	UA	A	TOT	TFL/Yds	Sack-Yds	Int-Yds	BRUP	QBH	Fr-Yds	FF	Kick	Saf
34	T.J. Quinn	13	30	57	87	2.5-10	0.5-5	1-15	2	5	1-0	.	.	.
11	Cam'Ron Kelly	13	31	38	69	5-6	.	2-0	2	1	.	2	.	.
27	Devin Neal	13	41	26	67	3-9	.	4-38	6	.	1-0	.	.	.
24	Jaylin Alderman	13	28	30	58	7-24	1.5-14	.	2	.	.	.	.	.
10	Ben Perry	13	26	30	56	6.5-17	1-7	.	4	1	.	.	.	.
3	Quincy Riley	13	25	20	45	0.5-1	.	2-14	9	1	.	.	.	.
9	Ashton Gilotte	13	23	22	45	14.5-82	11-71	.	.	6	1-0	3	.	.
29	Storm Duck	12	23	9	32	1.5-8	1-8	.	7	1	.	.	.	.
14	Stephen Herron	12	15	15	30	3-12	1-9	.	.	8	.	.	.	.
35	Antonio Watts	13	16	12	28	6-19	1-1	.	.	2	.	1	.	.
2	Jarvis Brownlee	10	14	14	28	1-4	.	1-18	5	.	1-0	.	.	.
95	Mason Reiger	9	13	8	21	6-43	5-41	.112	4	.	.	1	.	.
5	Josh Minkins	11	18	3	21	.	.	.	.	.	.	.	.	.
41	Ramon Puryear	13	10	11	21	6-30	4-26	1-1	.	4	2-0	.	.	.
99	Dezmond Tell	13	8	12	20	4-17	2-14	.	.	1	.	1	.	.
90	Jermayne Lole	11	5	11	16	5-13	1.5-7	.	2	1	.	1	.	.
6	Stanquan Clark	13	7	7	14	1-1	.	.	.	.	.	1	.	.
15	Kam Wilson	12	7	7	14	2.5-16	2-15	.	.	2	1-0	.	.	.
58	Jeffery Clark	13	6	8	14	2-6	.	.	.	3	.	.	.	.
93	Jared Dawson	10	5	7	12	3-16	2.5-15	.	1	.	.	.	.	.
17	Jackson Hamilton	13	4	7	11	.	.	.	.	.	.	.	.	.
28	Trey Franklin	13	6	3	9	.	.	.	1	.	.	.	.	.
13	Gilbert Frierson	13	5	1	6	1.5-6	.	1-4	.	.	.	.	.	.
4	Maurice Turner	13	1	4	5	.	.	.	.	.	.	.	.	.
30	Derrick Edwards	11	3	2	5	.	.	.	.	.	.	.	.	.
43	Jack Reiger	13	3	2	5	.	.	.	.	.	.	.	.	.
0	Chris Bell	13	1	3	4	.	.	.	.	.	.	.	.	.
21	D'Angelo Hutchinson	11	2	2	4	.	.	.	.	.	.	.	1	.
91	Tawfiq Thomas	11	3	1	4	.	.	.	.	.	.	.	.	.
32	Ryheem Craig	12	1	2	3	.	.	.	.	1	.	.	.	.
7	Jimmy Calloway	13	2	0	2	1-11	.	.	.	.	.	.	.	.
44	Selah Brown	4	0	2	2	0.5-1	.	.	.	.	.	.	.	.
48	Shai Kochav	13	.	2	2	.	.	.	.	.	.	.	.	.
6	Evan Conley	13	.	1	1	.	.	.	.	.	.	.	.	.
25	Jawhar Jordan	13	1	.	1	.	.	.	.	.	.	.	.	.
13	Jack Plummer	13	1	.	1	.	.	.	.	.	.	.	.	.
48	Dakadrien Saunders	1	.	1	1	.	.	.	.	.	.	.	.	.
3	Kevin Coleman Jr.	13	1	.	1	.	.	.	.	.	.	.	.	.
22	Keith Brown	3	.	1	1	.	.	.	.	.	.	.	.	.
46	Darrian Bell	6	.	1	1	.	.	.	.	.	.	.	.	.
98	Adonijah Green	3	1	.	1	.	.	.	.	.	.	.	.	.
<b>TOTALS</b>		<b>12</b>	<b>389</b>	<b>382</b>	<b>71</b>	<b>83-352</b>	<b>34-233</b>	<b>12-88</b>	<b>45</b>	<b>43</b>	<b>7-0</b>	<b>10</b>	<b>1</b>	<b>0</b>
<b>OPPONENTS</b>		<b>13</b>	<b>494</b>	<b>388</b>	<b>882</b>	<b>70-341</b>	<b>29-232</b>	<b>12-177</b>	<b>41</b>	<b>26</b>	<b>5-4</b>	<b>9</b>	<b>1</b>	<b>0</b>



# RUSHING

CAREER RUSHING YARDAGE			
1.	4,132	Lamar Jackson	2015-17
2.	3,204	Walter Peacock	1972-75
3.	3,184	Malik Cunningham	2018-22
4.	2,958	Nathan Poole	1975-78
5.	2,786	Lenny Lyles	1954-57
6.	2,723	Howard Stevens	197-72
7.	2,599	Frank Moreau	1995-99
8.	2,508	Michael Bush	2003-06
9.	2,365	Brandon Radcliff	2013-16
10.	2,363	Deon Booker	1985-88
--	<b>2,037</b>	<b>Jawhar Jordan</b>	<b>2021-pres.</b>

SEASON RUSHING YARDAGE			
1.	1,601	Lamar Jackson	2017
2.	1,571	Lamar Jackson	2016
3.	1,525	Javian Hawkins	2019
4.	1,429	Howard Stevens	1971
5.	1,405	Bilal Powell	2010
6.	1,394	Nathan Poole	1978
7.	1,294	Walter Peacock	1973
	1,294	Howard Stevens	1972
9.	1,289	Frank Moreau	1999
10.	1,207	Lenny Lyles	1957
--	<b>1,128</b>	<b>Jawhar Jordan</b>	<b>2023</b>

CAREER RUSHING TDs			
1.	50	Malik Cunningham	2018-22
	50	Lamar Jackson	2015-17
3.	41	Lenny Lyles	1954-57
4.	39	Michael Bush	2003-06
5.	30	Eric Shelton	2003-04
6.	27	Frank Moreau	1995-99
	27	Anthony Shelman	1991-94
8.	26	Brandon Radcliff	2013-16
9.	25	Howard Stevens	1971-72
10.	24	Ken Porco	1956-59
--	<b>17</b>	<b>Jawhar Jordan</b>	<b>2021-pres.</b>

SEASON RUSHING TDs			
1.	23	Michael Bush	2005
2.	21	Lamar Jackson	2016
3.	20	Malik Cunningham	2021
	20	Eric Shelton	2004
5.	19	Leroy Collins	1998
	19	Lenny Lyles	1957
7.	18	Lamar Jackson	2017
8.	17	Frank Moreau	1999
9.	15	Anthony Shelman	1994
	15	Nathan Poole	1978
<b>12.</b>	<b>13</b>	<b>Jawhar Jordan</b>	<b>2023</b>

SEASON RUSHING AVERAGE			
1.	9.7	Lenny Lyles	1957
2.	7.7	Lenny Lyles	1955
3.	7.0	Tom Lucia	1949
4.	6.9	Lamar Jackson	2017
5.	6.6	Nathan Poole	1978
6.	6.5	Brandon Radcliff	2016
7.	6.4	Eric Shelton	2004
<b>8.</b>	<b>6.2</b>	<b>Jawhar Jordan</b>	<b>2023</b>
	6.2	Javian Hawkins	2020
10.	6.1	Bilal Powell	2010

CAREER 100-YARD RUSH GAMES			
1.	23	Lamar Jackson	2015-17
2.	15	Walter Peacock	1972-75
3.	12	Javian Hawkins	2018-20
	12	Howard Stevens	1971-72
5.	11	Frank Moreau	1995-99
	11	Lenny Lyles	1954-57
7.	10	Malik Cunningham	2018-22
	10	Michael Bush	2003-06
<b>9.</b>	<b>9</b>	<b>Jawhar Jordan</b>	<b>2021-pres.</b>
	9	Brandon Radcliff	2013-16
	9	Anthony Shelman	1991-94
	9	Deon Booker	1985-88

SEASON 100-YARD RUSH GAMES			
1.	10	Lamar Jackson	2017
2.	8	Javian Hawkins	2019
	8	Lamar Jackson	2016
4.	7	Bilal Powell	2010
	7	Frank Moreau	1999
	7	Walter Peacock	1973
7.	6	Michael Bush	2005
	6	Anthony Shelman	1994
	6	Deon Booker	1988
	6	Howard Stevens	1972
	6	Howard Stevens	1971
	6	Lee Bougness	1969
	6	Lenny Lyles	1957
<b>14.</b>	<b>5</b>	<b>Jawhar Jordan</b>	<b>2023</b>

# PASSING

CAREER PASSING YARDAGE			
1.	12,541	Chris Redman	1996-99
2.	10,775	Brian Brohm	2004-07
3.	9,817	Teddy Bridgewater	2011-13
4.	9,664	Malik Cunningham	2018-22
5.	9,043	Lamar Jackson	2015-17
6.	8,564	Dave Ragone	1999-2002
7.	7,024	Jay Gruden	1985-88
8.	5,853	Stefan LeFors	2001-04
9.	5,496	Ed Rubbert	1983-86
10.	5,451	Jeff Brohm	1989-93

SEASON PASSING YARDAGE			
1.	4,042	Chris Redman	1998
2.	4,024	Brian Brohm	2007
3.	3,970	Teddy Bridgewater	2013
4.	3,718	Teddy Bridgewater	2012
5.	3,660	Lamar Jackson	2017
6.	3,647	Chris Redman	1999
7.	3,543	Lamar Jackson	2016
8.	3,145	Stefan LeFors	2003
9.	3,079	Chris Redman	1997
<b>10.</b>	<b>3,063</b>	<b>Jack Plummer</b>	<b>2023</b>

CAREER TD PASSES			
1.	84	Chris Redman	1996-99
2.	74	Dave Ragone	1999-2002
3.	72	Teddy Bridgewater	2011-13
4.	71	Brian Brohm	2004-07
5.	70	Malik Cunningham	2018-22
6.	69	Lamar Jackson	2015-17
7.	44	Jay Gruden	1985-88
8.	38	Stefan LeFors	2001-04
	38	Jeff Brohm	1989-93
10.	34	John Madeya	1970-72

SEASON TD PASSES			
1.	31	Teddy Bridgewater	2013
2.	30	Lamar Jackson	2016
	30	Brian Brohm	2007
4.	29	Chris Redman	1999
	29	Chris Redman	1998
6.	27	Lamar Jackson	2017
	27	Teddy Bridgewater	2012
	27	Dave Ragone	2000
9.	24	Dave Ragone	2002
10.	23	Dave Ragone	2001
<b>12.</b>	<b>21</b>	<b>Jack Plummer</b>	<b>2023</b>

CAREER COMPLETIONS			
1.	1,031	Chris Redman	1996-99
2.	781	Teddy Bridgewater	2011-13
3.	780	Brian Brohm	2004-07
4.	692	Malik Cunningham	2018-22
5.	685	Dave Ragone	1999-2002
6.	619	Lamar Jackson	2015-17
7.	572	Jay Gruden	1985-88
8.	430	Ed Rubbert	1983-86
9.	416	Stefan LeFors	2001-04
	416	Marty Lowe	1991-95

SEASON COMPLETIONS			
1.	317	Chris Redman	1999
2.	309	Chris Redman	1998
3.	308	Brian Brohm	2007
4.	303	Teddy Bridgewater	2013
5.	287	Teddy Bridgewater	2012
6.	261	Chris Redman	1997
7.	254	Lamar Jackson	2017
8.	237	Dave Ragone	2002
<b>9.</b>	<b>235</b>	<b>Jack Plummer</b>	<b>2023</b>
10.	231	Dave Ragone	2001

CAREER PASS ATTEMPTS			
1.	1,679	Chris Redman	1996-99
2.	1,185	Brian Brohm	2004-07
3.	1,180	Dave Ragone	1999-2002
4.	1,142	Teddy Bridgewater	2011-13
5.	1,105	Malik Cunningham	2018-22
6.	1,086	Lamar Jackson	2015-17
7.	1,049	Jay Gruden	1985-88
8.	873	Ed Rubbert	1983-86
9.	767	Marty Lowe	1991-95
10.	746	John Madeya	1970-72

SEASON PASS ATTEMPTS			
1.	489	Chris Redman	1999
2.	473	Brian Brohm	2007
	473	Chris Redman	1998
4.	445	Chris Redman	1997
5.	441	Dave Ragone	2002
6.	430	Lamar Jackson	2017
7.	427	Teddy Bridgewater	2013
8.	419	Teddy Bridgewater	2012
9.	409	Lamar Jackson	2016
10.	397	Jay Gruden	1987
--	<b>370</b>	<b>Jack Plummer</b>	<b>2023</b>

CAREER COMPLETION PCT.			
<i>(minimum 200 comp.)</i>			
1.	68.4	Teddy Bridgewater	2011-13
2.	66.0	Stefan LeFors	2001-04
3.	65.8	Brian Brohm	2004-07
<b>4.</b>	<b>63.5</b>	<b>Jack Plummer</b>	<b>2023-pres.</b>
5.	62.6	Malik Cunningham	2018-22
6.	61.4	Chris Redman	1996-99
7.	60.3	Adam Froman	2009-10
8.	58.6	Hunter Cantwell	2005-08
9.	58.1	Dave Ragone	1999-2002
10.	57.0	Lamar Jackson	2015-17

SEASON COMPLETION PCT.			
<i>(minimum 100 comp.)</i>			
1.	73.5	Stefan LeFors	2004
2.	71.0	Teddy Bridgewater	2013
3.	68.8	Brian Brohm	2005
4.	68.5	Teddy Bridgewater	2012
5.	65.3	Chris Redman	1998
6.	65.1	Brian Brohm	2007
7.	64.8	Chris Redman	1999
8.	64.5	Teddy Bridgewater	2011
9.	64.1	Malik Cunningham	2020
--	<b>63.5</b>	<b>Jack Plummer</b>	<b>2023</b>

CONSECUTIVE COMPLETIONS			
1.	18	Dave Ragone	2002
2.	17	Chris Redman	1998
3.	16	Adam Froman	2009
<b>4.</b>	<b>15</b>	<b>Jack Plummer</b>	<b>2023</b>
	15	Teddy Bridgewater	2012
	15	Teddy Bridgewater	2012
	15	Stefan LeFors	2004
8.	14	Chris Redman	1998
9.	13	Brian Brohm	2005
10.	12	Teddy Bridgewater	2013
	12	Brian Brohm	2004
	12	Stefan LeFors	2004
	12	Stefan LeFors	2004

SEASON 300-YARD PASS GAMES			
1.	9	Chris Redman	1998
2.	8	Chris Redman	1999
3.	7	Teddy Bridgewater	2013
	7	Brian Brohm	2007
5.	6	Lamar Jackson	2017
	6	Teddy Bridgewater	2012
	6	Brian Brohm	2006
	6	Chris Redman	1997
9.	5	Brian Brohm	2005
10.	4	Lamar Jackson	2016
	4	Jeff Brohm	1993
<b>12.</b>	<b>3</b>	<b>Jack Plummer</b>	<b>2023</b>

CAREER WIN PCT. AS STARTING QB			
1.	.839	John Madeya	1970-72
2.	.800	Stefan LeFors	2003-04
3.	.771	Teddy Bridgewater	2011-13
<b>4.</b>	<b>.769</b>	<b>Jack Plummer</b>	<b>2023-pres.</b>
5.	.727	Brian Brohm	2005-07
6.	.722	Dave Ragone	2000-02
7.	.705	Browning Nagle	1989-90
8.	.667	Lamar Jackson	2015-17
9.	.649	John Giles	1959-62
10.	.600	Benny Russell	1965-66

# TOTAL OFFENSE

SEASON TOTAL OFFENSE			
1.	5,261	Lamar Jackson	2017
2.	5,114	Lamar Jackson	2016
3.	4,048	Teddy Bridgewater	2013
4.	4,009	Chris Redman	1998
5.	3,978	Brian Brohm	2007
6.	3,972	Malik Cunningham	2021
7.	3,744	Teddy Bridgewater	2012
8.	3,550	Stefan LeFors	2003
9.	3,537	Chris Redman	1999
10.	3,226	Malik Cunningham	2020
--	<b>3,091</b>	<b>Jack Plummer</b>	<b>2023</b>

TOTAL YARDS PER GAME			
1.	404.7	Lamar Jackson	2017
2.	400.9	Chris Redman	1998
3.	393.4	Lamar Jackson	2016
4.	331.5	Brian Brohm	2007
5.	321.5	Chris Redman	1999
6.	311.4	Teddy Bridgewater	2013
7.	305.5	Malik Cunningham	2021
8.	293.3	Malik Cunningham	2020
9.	288.0	Teddy Bridgewater	2012
10.	284.7	Brian Brohm	2005
--	<b>237.8</b>	<b>Jack Plummer</b>	<b>2023</b>

CAREER 300-YARD GAMES			
1.	27	Lamar Jackson	2015-17
2.	20	Chris Redman	1996-99
3.	17	Malik Cunningham	2018-22
	17	Brian Brohm	2004-07
5.	15	Teddy Bridgewater	2011-13
6.	11	Dave Ragone	1999-2002
7.	8	Stefan LeFors	2001-04
8.	4	Jeff Brohm	1989-93
<b>9.</b>	<b>3</b>	<b>Jack Plummer</b>	<b>2023</b>
	3	Adam Froman	2009-10
	3	Jay Gruden	1985-88
	3	Ed Rubbert	1983-86

SEASON TDs RESPONSIBLE FOR			
1.	51	Lamar Jackson	2016
2.	45	Lamar Jackson	2017
3.	39	Malik Cunningham	2021
4.	33	Brian Brohm	2007
	33	Dave Ragone	2000
6.	32	Teddy Bridgewater	2013
7.	31	Chris Redman	1998
8.	30	Chris Redman	1999
9.	28	Malik Cunningham	2019
	28	Teddy Bridgewater	2012
--	<b>22</b>	<b>Jack Plummer</b>	<b>2023</b>



# RECEIVING

CAREER RECEIVING YARDAGE			
1.	3,670	Arnold Jackson	1997-2000
2.	2,924	Harry Douglas	2004-07
3.	2,830	Ibn Green	1996-99
4.	2,775	DeVante Parker	2011-14
5.	2,619	J.R. Russell	2001-04
6.	2,589	Dez Fitzpatrick	2017-20
7.	2,505	Jaylen Smith	2015-18
8.	2,307	Tutu Atwell	2018-20
9.	2,305	Miguel Montano	1994-97
10.	2,271	Mario Urrutia	2005-07

SEASON RECEIVING YARDAGE			
1.	1,276	Tutu Atwell	2019
2.	1,265	Harry Douglas	2006
3.	1,213	J.R. Russell	2003
4.	1,209	Arnold Jackson	1999
5.	1,188	Deion Branch	2001
6.	1,165	Arnold Jackson	1998
7.	1,159	Harry Douglas	2007
8.	1,112	Mark Clayton	1982
9.	1,034	Tyler Hudson	2022
10.	1,016	Deion Branch	2000
--	<b>858</b>	<b>Jamari Thrash</b>	<b>2023-pres.</b>

CAREER RECEIVING TDs			
1.	33	DeVante Parker	2011-14
	33	Ibn Green	1996-99
3.	31	Arnold Jackson	1997-2000
4.	25	Anthony Cummings	1987-90
5.	21	Tutu Atwell	2018-20
	21	Dez Fitzpatrick	2017-20
7.	19	J.R. Russell	2001-04
8.	18	Marshon Ford	2019-22
	18	Deion Branch	2000-01
10.	17	Gary Barnidge	2004-07

SEASON RECEIVING TDs			
1.	12	Tutu Atwell	2019
	12	DeVante Parker	2013
	12	Ibn Green	1998
4.	10	DeVante Parker	2012
	10	Arnold Jackson	1998
	10	Anthony Cummings	1990
7.	9	Dez Fitzpatrick	2017
	9	Deion Branch	2001
	9	Deion Branch	2000
	9	Lavell Boyd	1999
	9	Arnold Jackson	1999
	9	Kevin Cook	1993
--	<b>6</b>	<b>Jamari Thrash</b>	<b>2023-pres.</b>

CAREER RECEPTIONS			
1.	300	Arnold Jackson	1997-2000
2.	217	Ibn Green	1996-99
3.	186	J.R. Russell	2001-04
4.	176	Eli Rogers	2011-14
5.	175	Miguel Montano	1994-97
6.	173	Harry Douglas	2004-07
7.	162	Joshua Tinch	2002-05
8.	156	DeVante Parker	2011-14
9.	154	Dez Fitzpatrick	2017-20
10.	153	Jamie Asher	1991-94

SEASON RECEPTIONS			
1.	101	Arnold Jackson	1999
2.	90	Arnold Jackson	1998
3.	75	J.R. Russell	2003
4.	73	J.R. Russell	2004
5.	72	Deion Branch	2001
6.	71	Harry Douglas	2007
	71	Deion Branch	2000
8.	70	Tutu Atwell	2019
	70	Harry Douglas	2006
	70	Jamie Asher	1994
--	<b>63</b>	<b>Jamari Thrash</b>	<b>2023-pres.</b>

# KICKING

CAREER FIELD GOALS MADE			
1.	66	John Wallace	2012-15
2.	60	Art Carmody	2004-07
3.	51	Blanton Creque	2016-19
4.	47	James Turner	2019-22
5.	44	Nate Smith	2000-03
6.	36	Ron Bell	1987-90
7.	35	David Akers	1993-96
8.	32	Chris Philpott	2008-11
9.	24	Wilbur Summers	1972-75
10.	22	Jon Hilbert	1996-99
	22	Klaus Wilmsmeyer	1988-91
--	<b>17</b>	<b>Brock Travelstead</b>	<b>2021-pres.</b>

SEASON FIELD GOALS MADE			
1.	21	Art Carmody	2006
2.	20	James Turner	2022
	20	John Wallace	2013
4.	<b>17</b>	<b>Brock Travelstead</b>	<b>2023</b>
	17	Blanton Creque	2017
5.	16	Blanton Creque	2016
	16	John Wallace	2012
7.	15	John Wallace	2015
	15	John Wallace	2014
	15	Ron Bell	1989
10.	14	James Turner	2021
	14	Chris Philpott	2010
	14	Art Carmody	2005
	14	Nate Smith	2003

CAREER FIELD GOALS ATT.			
1.	85	John Wallace	2012-15
2.	73	Art Carmody	2004-07
3.	64	Nate Smith	2000-03
4.	62	Blanton Creque	2016-19
5.	61	David Akers	1993-96
6.	59	James Turner	2019-22
7.	58	Ron Bell	1987-90
8.	47	Wilbur Summers	1972-75
9.	44	Chris Philpott	2008-11
10.	35	Pete Compise	1966-68
--	<b>24</b>	<b>Brock Travelstead</b>	<b>2021-pres.</b>

SEASON FIELD GOALS ATT.			
1.	26	Ron Bell	1989
2.	25	Art Carmody	2006
3.	24	John Wallace	2013
	<b>24</b>	<b>Brock Travelstead</b>	<b>2023</b>
4.	22	James Turner	2022
	22	James Turner	2021
7.	21	John Wallace	2015
	21	John Wallace	2012
9.	20	Blanton Creque	2017
	20	Nate Smith	2003

CAREER FIELD GOAL PCT.			
1.	82.3	Blanton Creque	2016-19
2.	82.2	Art Carmody	2004-07
3.	79.7	James Turner	2019-22
4.	77.6	John Wallace	2012-15
5.	76.9	Danny Cerione	1983-86
6.	73.3	Klaus Wilmsmeyer	1988-91
7.	72.7	Chris Philpott	2008-11
8.	<b>70.8</b>	<b>Brock Travelstead</b>	<b>2021-pres.</b>
9.	68.8	Nate Smith	2000-03
10.	66.7	Jon Hilbert	1996-99

SEASON FIELD GOAL PCT.			
1.	90.9	James Turner	2022
2.	90.0	Danny Cerione	1985
3.	87.5	Art Carmody	2005
4.	86.7	James Turner	2020
5.	85.0	Blanton Creque	2017
6.	84.2	Blanton Creque	2016
7.	84.0	Art Carmody	2006
8.	83.3	Blanton Creque	2018
	83.3	John Wallace	2013
10.	81.8	Klaus Wilmsmeyer	1990

## LONGEST FIELD GOALS

1.	53	Brock Travelstead	2023
2.	52	Chris Philpott	2011
	52	Nate Smith	2001
	52	Klaus Wilmsmeyer	1989
	52	Ron Bell	1988
	52	Wilbur Summers	1975
7.	51	John Wallace	2014
	51	Chris Philpott	2011
	51	Art Carmody	2006
	51	Wade Tydlacka	2000
	51	Jon Hilbert	1999
	51	David Akers	1994
	51	Klaus Wilmsmeyer	1991
	51	Klaus Wilmsmeyer	1990
15.	50	James Turner	2020
	50	John Wallace	2015

## CAREER PAT MADE

1.	253	Art Carmody	2004-07
2.	186	John Wallace	2012-15
3.	157	Blanton Creque	2016-19
4.	143	Nate Smith	2000-03
5.	124	James Turner	2019-22
6.	114	Jon Hilbert	1996-99
7.	111	David Akers	1993-96
8.	84	Chris Philpott	2008-11
9.	82	Ron Bell	1987-90
10.	81	Wilbur Summers	1972-75

## SEASON PAT MADE

1.	77	Art Carmody	2004
2.	63	Art Carmody	2005
3.	60	Art Carmody	2006
4.	58	Blanton Creque	2017
5.	53	Art Carmody	2007
6.	52	John Wallace	2013
7.	50	John Wallace	2014
	50	Nate Smith	2003
	50	Jon Hilbert	1998
10.	46	James Turner	2021
	46	John Wallace	2015
--	<b>39</b>	<b>Brock Travelstead</b>	<b>2023</b>

## CAREER PAT PCT.

1.	99.2	Art Carmody	2004-07
2.	97.6	James Turner	2019-22
3.	97.3	Nate Smith	2000-03
4.	96.9	Blanton Creque	2016-19
5.	96.4	John Wallace	2012-15
6.	<b>95.1</b>	<b>Brock Travelstead</b>	<b>2021-pres.</b>
7.	95.0	Ryan Payne	2008-09
8.	94.4	Phil Ellis	1982-84
9.	94.2	Jon Hilbert	1996-99
10.	93.3	David Akers	1993-96

# RETURNS

## LONGEST PUNT RETURNS

1.	96	Greg Campbell	1970
2.	91	Bill McMahon	1965
3.	89	Howard Stevens	1972
4.	88	Frank Minnifield	1982
	88	Don Shelton	1949
6.	87	Tom Lucia	1949
7.	85	Arnold Jackson	1997
8.	83	Keith Humphries	1981
9.	81	Damien Dorsey	2002
	81	Bill Karns	1951

## LONGEST KICKOFF RETURNS

1.	100	Jawhar Jordan	2021
	100	Hassan Hall	2019
	100	Traveon Samuel	2015
	100	Adrian Bushell	2011
	100	Trent Guy	2007
	100	JuJuan Spillman	2006
	100	Broderick Clark	2002
	100	Mike Blakey	1968
	100	George Cain	1954
	100	Tom Lucia	1947

## CAREER KICKOFF RETURN AVG.

1.	28.5	Jawhar Jordan	2021-pres.
2.	27.9	Frank Moore	1966
3.	26.9	Andy Williams	1965-67
4.	25.6	Herbie Phelps	1967-68
5.	25.0	Jeremy Wright	2010-12
6.	24.94	Victor Anderson	2008-11
7.	24.92	Hassan Hall	2018-21
8.	24.8	Zek Parker	1998-2001
9.	24.5	Ernest Givins	1984-85
10.	24.3	JuJuan Spillman	2006-07

# SCORING

## CAREER SCORING

1.	433	Art Carmody	2004-07
2.	384	John Wallace	2012-15
3.	310	Blanton Creque	2016-19
4.	300	Malik Cunningham	2018-22
	300	Lamar Jackson	2015-17
	300	Lenny Lyles	1954-57

## SEASON SCORING

1.	144	Michael Bush	2005
2.	132	Lenny Lyles	1957
3.	126	Lamar Jackson	2016
4.	124	Fred Koster	1926
5.	123	Art Carmody	2006
6.	120	Malik Cunningham	2021
	120	Eric Shelton	2004
8.	116	Leroy Collins	1998
9.	113	Art Carmody	2004
10.	112	John Wallace	2013
--	<b>90</b>	<b>Brock Travelstead</b>	<b>2023</b>

## SEASON TDs SCORED

1.	24	Michael Bush	2005
2.	21	Lamar Jackson	2016
	21	Lenny Lyles	1957
4.	20	Malik Cunningham	2021
	20	Eric Shelton	2004
6.	19	Leroy Collins	1998
7.	18	Lamar Jackson	2017
	18	Fred Koster	1926
9.	17	Frank Moreau	1999
	17	Howard Stevens	1972
--	<b>14</b>	<b>Jawhar Jordan</b>	<b>2023</b>

# DEFENSE

## CAREER TACKLES FOR LOSS

1.	56.5	Dewayne White	2000-02
2.	43	Yasir Abdullah	2018-22
3.	42	Michael Josiah	1999-2001
4.	40.5	Elvis Dumervil	2002-05
5.	36	Tyrus McCloud	1993-96
6.	35.5	Marcus Jones	2001-04
7.	35	Jeff Henry	1976-79
8.	33	Marcus Smith	2010-13
9.	32	Lorenzo Mauldin	2011-14
	32	Donovan Arp	1999-2000
	32	Otis Wilson	1977-79
--	<b>29.5</b>	<b>Ashton Gillotte</b>	<b>2021-pres.</b>

## SEASON TACKLES FOR LOSS

1.	23	Elvis Dumervil	2005
	23	Dewayne White	2001
3.	22.5	Devonte' Fields	2015
4.	19	Michael Josiah	2000
	19	Mike Flores	1989
6.	18.5	Marcus Smith	2013
7.	17.5	Yasir Abdullah	2021
8.	17	Dewayne White	2000
9.	16.5	Dewayne White	2002
10.	16	Dexter Heyman	2011
	16	Marcus Jones	2003
	16	Donovan Arp	2000
	16	Donovan Arp	1999
--	<b>14.5</b>	<b>Ashton Gillotte</b>	<b>2023</b>



**CAREER SACKS**

1.	37	Dewayne White	2000-02
2.	29.5	Michael Josiah	1999-2001
3.	29	Elvis Dumervil	2002-05
	29	Kendrick Gholston	1994-97
5.	27	Mike Flores	1987-90
6.	25	Joe Johnson	1991-93
7.	24	Marcus Smith	2010-13
8.	23.5	Yasir Abdullah	2018-22
9.	21.5	Marcus Jones	2001-04
<b>10.</b>	<b>21</b>	<b>Ashton Gillotte</b>	<b>2021-pres.</b>

**SEASON SACKS**

1.	20	Elvis Dumervil	2005
2.	17	Joe Johnson	1993
3.	15	Dewayne White	2001
4.	14.5	Marcus Smith	2013
5.	14	Mike Flores	1990
6.	13	Mike Flores	1989
7.	12.5	Michael Josiah	2000
8.	11.5	Dewayne White	2000
<b>9.</b>	<b>11</b>	<b>Ashton Gillotte</b>	<b>2023</b>
	11	Devonte' Fields	2015
	11	Carl Powell	1996

**SEASON FORCED FUMBLES**

1.	11	Elvis Dumervil	2005
2.	5	James Hearn	2016
	5	Calvin Pryor	2012
4.	4	Yasir Abdullah	2022
	4	Monty Montgomery	2022
	4	James Hearn	2017
	4	Marcus Smith	2013
	4	Ben Sumpter	1992
<b>9.</b>	<b>3</b>	<b>Ashton Gillotte</b>	<b>2023</b>

**SEASON PASS BREAKUPS**

1.	16	Sam Madison	1996
2.	15	Antonio Roundtree	1998
3.	14	Antoine Harris	2004
	14	Rashad Holman	2000
	14	Laroni Gallishaw	2002
6.	13	Adrian Bushell	2012
	13	William Gay	2006
	13	Don Bibb	1997
	13	Sam Madison	1995
10.	12	Jarvis Brownlee	2022
	12	Johnny Patrick	2010
	12	Rashad Holman	1998
	12	Arthur Alexander	1987
<b>--</b>	<b>8</b>	<b>Quincy Riley</b>	<b>2023</b>

**SINGLE GAME INTERCEPTIONS**

1.	5	Tom Giannini	1933
2.	3	Gerod Holliman	2014
	3	Anthony Floyd	2000
	3	Kirk Perry	1983
<b>5.</b>	<b>2</b>	<b>Devin Neal</b>	<b>2023</b>

**SEASON INTERCEPTIONS**

1.	14	Gerod Holliman	2014
2.	10	Anthony Floyd	2000
3.	8	Ray Buchanan	1991
4.	7	Sam Madison	1995
	7	Anthony Bridges	1993
	7	Kirk Perry	1983
	7	A.J. Jacobs	1974
	7	Wally Oyler	1966
9.	6	William Gay	2006
	6	Kerry Rhodes	2004
	6	Rashad Holman	2000
	6	Sam Madison	1996
	6	Otis Wilson	1978
	6	Bill McMahon	1966
	6	Dan Bednarski	1966
<b>--</b>	<b>4</b>	<b>Devin Neal</b>	<b>2023</b>

**CAREER QB HURRIES**

1.	40	Dewayne White	2000-02
2.	26	Michael Josiah	1999-2001
3.	22	Devonte' Fields	2015-16
4.	18	Keith Kelsey	2013-16
	18	Lorenzo Mauldin	2010-14
6.	16	Donovan Arp	1999-2000
7.	15	Marcus Smith	2010-13
8.	14	Sheldon Rankins	2012-15
9.	13	YaYa Diaby	2020-22
10.	12	Chad Lee	1999-2002
	12	Joe Johnson	1991-93
<b>--</b>	<b>10</b>	<b>Ashton Gillotte</b>	<b>2021-pres.</b>



**GAME-BY-GAME STARTERS**

**OFFENSE**

GAME	LT	LG	C	RG	RT	QB	RB	TE	WR	WR	WR
Georgia Tech	Tyler	Gonzalez	Hudson	Brown	Miller	Plummer	Jordan	Lifson	Calloway	Coleman	Thrash
Murray State	Tyler	Gonzalez	Hudson	Brown	Miller	Plummer	Jordan	Lifson	Kurisky	Calloway	Thrash
Indiana	Tyler	Gonzalez	Hudson	Brown	Miller	Plummer	Jordan	Lifson	Calloway	Coleman	Thrash
Boston College	Tyler	Gonzalez	Hudson	Brown	Miller	Plummer	Jordan	Lifson	Bell	Coleman	Thrash
NC State	Tyler	Gonzalez	Hudson	Brown	Miller	Plummer	Jordan	Kurisky	Bell	Coleman	Thrash
Notre Dame	Tyler	Gonzalez	Hudson	Brown	Miller	Plummer	Jordan	Kurisky	Bell	Coleman	Thrash
Pitt	Tyler	Gonzalez	Hudson	Collins	Miller	Plummer	Jordan	Kurisky	Bell	Coleman	Thrash
Duke	Tyler	Gonzalez	Hudson	Collins	Miller	Plummer	Jordan	Kurisky	Bell	Coleman	Thrash
Virginia Tech	Tyler	Gonzalez	Hudson	Collins	Miller	Plummer	Jordan	Kurisky	Martin	Bell	Coleman
Virginia	Tyler	Gonzalez	Hudson	Collins	Miller	Plummer	Jordan	Martin	Bell	Coleman	Thompson
Miami	Tyler	Gonzalez	Hudson	Collins	Miller	Plummer	Jordan	Kurisky	Bell	Thrash	Huggins-Bruce
Kentucky	Tyler	Gonzalez	Hudson	Collins	Miller	Plummer	Jordan	Kurisky	Bell	Thrash	Coleman
Florida State	Tyler	Gonzalez	Hudson	Collins	Miller	Plummer	Jordan	Kurisky	Bell	Thrash	Coleman

**DEFENSE**

GAME	DE	NT	DT	DE	LB	LB	LB	CB	S	S	CB
Georgia Tech	Gillotte	Tell	Puryear	Herron	Quinn	Alderman	Perry	Riley	Minkins	Neal	Brownlee
Murray State	Gillotte	Tell	Lole	Herron	Quinn	Alderman	Perry	Riley	Kelly	Neal	Brownlee
Indiana	Gillotte	Tell	Lole	Herron	Quinn	Alderman	Perry	Riley	Kelly	Neal	Brownlee
Boston College	Gillotte	Tell	Puryear	Herron	Quinn	Alderman	Perry	Riley	Minkins	Neal	Brownlee
NC State	Gillotte	Tell	Puryear	Herron	Quinn	Alderman	Perry	Riley	Kelly	Neal	Brownlee
Notre Dame	Gillotte	Tell	Puryear	Herron	Quinn	Alderman	Perry	Riley	Kelly	Neal	Brownlee
Pitt	Gillotte	Tell	Puryear	Herron	Quinn	Alderman	Perry	Riley	Kelly	Neal	Brownlee
Duke	Gillotte	Tell	Lole	Herron	Quinn	Alderman	Perry	Riley	Kelly	Minkins	Duck
Virginia Tech	Gillotte	Tell	Lole	Herron	Quinn	Alderman	Perry	Riley	Kelly	Neal	Duck
Virginia	Gillotte	Tell	Lole	Herron	Quinn	Alderman	Perry	Riley	Kelly	Neal	Duck
Miami	Gillotte	Tell	Lole	Herron	Quinn	Alderman	Perry	Riley	Kelly	Neal	Duck
Kentucky	Gillotte	Tell	Lole	Herron	Quinn	Alderman	Perry	Riley	Kelly	Neal	Duck
Florida State	Gillotte	Tell	Lole	Reiger	Quinn	Alderman	Perry	Riley	Kelly	Neal	Brownlee

**CAREER STARTS**

**OFFENSE**

PLAYER	'23	'22	'21	'20	'19	TOTAL
Renato Brown	6	13	12	9	0	40
Eric Miller	13	14	13	0	2	42
Jack Plummer	13	12	4	3	6	37
John Paul Flores	0	6	10	-	10	26
Vincent Lumia	0	11	10	5	-	26
Bryan Hudson	13	13	5	0	0	31
Willie Tyler	13	9	9	-	-	31
Lance Robinson	0	11	12	-	-	23
Jamari Thrash	11	12	1	4	0	28
Kevin Coleman	11	13	-	-	-	24
Michael Gonzalez	13	5	1	0	0	19
Jawhar Jordan	13	4	0	0	0	17
A. Huggins-Bruce	1	7	1	0	0	9
Jadon Thompson	1	2	-	3	7	7
Chris Bell	10	0	-	-	-	10
Josh Lifson	4	0	0	0	0	4
Nate Kurisky	9	0	0	0	0	9
Austin Collins	7	0	0	1	0	8
Harrison Bailey	0	0	0	3	0	3
Jimmy Calloway	3	0	0	0	0	3
Duane Martin	2	0	0	0	0	2
Joshua Black	0	0	0	1	0	1
Joey Gatewood	0	0	0	1	0	1

**DEFENSE**

PLAYER	'23	'22	'21	'20	'19	TOTAL
Jarvis Brownlee	9	13	11	4	0	37
Cam'Ron Kelly	11	12	9	4	0	36
Storm Duck	5	12	4	2	9	32
Stephen Herron	11	12	4	2	0	29
Ashton Gillotte	13	12	4	0	0	29
Dezmond Tell	13	13	1	1	0	28
Quincy Riley	13	2	7	5	0	27
Jermayne Lole	8	0	0	4	12	24
Ben Perry	13	11	0	0	0	24
Josh Minkins	3	13	1	0	0	17
Gilbert Frierson	0	0	3	11	1	15
Devin Neal	12	7	0	0	-	19
Ramon Puryear	6	1	5	3	0	15
Jaylin Alderman	13	0	3	0	0	16
T.J. Quinn	13	0	0	-	-	13
Jeff Clark	0	2	5	-	-	7
Trey Franklin	0	1	2	0	0	3
Keith Brown	0	1	2	-	-	3
Mason Reiger	2	0	0	-	-	2



**LOUISVILLE SCORING DRIVES**

	Total	Drive	Type of	Scoring	Scoring	
Georgia Tech	Plays	Yards	Time	Score	QTR/Time	Scoring Play
	5	12	1:30	FG	12:13/1	Travelstead 33-yd FG
	10	79	4:26	FG	0:21/1	Travelstead 30-yd FG
	6	75	3:21	TD	5:42/2	Coleman 9-yd pass
	13	68	6:34	FG	8:19/3	Travelstead 22-yd FG
	6	65	2:49	TD	4:41/3	Thrash 5-yd pass
	7	80	2:58	TD	8:08/4	Thrash 20-yd pass
	1	74	0:12	TD	3:41/4	Jordan 74-yd run
	4	8	0:22	FG	2:37/4	Travelstead 38-yd FG

	No. of	Total	Drive	Type of	Scoring	
Murray St.	Plays	Yards	Time	Score	QTR/Time	Scoring Play
	6	76	2:58	TD	10:06/1	Thrash 12-yd run
	9	85	3:25	TD	14:38/2	Guerendo 1-yd run
	2	69	0:44	TD	6:37/2	Thrash 73-yd
	2	80	0:33	TD	2:37/2	Jordan 72-yd run
	6	59	2:30	TD	7:08/3	Jordan 1-yd run
	9	54	4:11	TD	0:58/3	Huggins-Bruce 6-yd run
	3	36	0:57	TD	14:55/4	Brown 4-yd run
	10	74	3:45	TD	9:44/4	Gatewood 34-yd pass

	No. of	Total	Drive	Type of	Scoring	
Indiana	Plays	Yards	Time	Score	QTR/Time	Scoring Play
	2	85	0:15	TD	2:34/1	Thrash 85-yd pass
	13	78	6:26	TD	7:44/2	Turner 2-yd rush
	7	69	2:18	TD	1:52/2	Jordan 25-yd rush

	No. of	Total	Drive	Type of	Scoring	
Boston Coll.	Plays	Yards	Time	Score	QTR/Time	Scoring Play
	5	59	2:19	TD	9:47/1	Jordan 33-yd run
	11	62	5:09	TD	3:21/1	Kurisky 1-yd pass
	5	70	2:05	TD	14:12/2	Bruce 45-yd pass
	8	61	4:04	TD	8:43/2	Plummer 9-yd run
	4	55	2:11	TD	3:19/2	Jordan 2-yd run
	3	75	0:25	TD	0:08/2	Thrash 42-yd pass
	1	75	0:14	TD	14:46/3	Jordan 75-yd pass
	1	55	0:09	TD	10:04/3	Bruce 55-yd pass

	No. of	Total	Drive	Type of	Scoring	
NC State	Plays	Yards	Time	Score	Time/QTR	Scoring Play
	3	46	0:56	TD	6:38/3	Bell 39-yd pass
	7	40	3:13	FG	1:32/3	Travelstead 33-yd FG
	10	41	5:13	FG	5:32/4	Travelstead 53-yd FG

	No. of	Total	Drive	Type of	Scoring	
Notre Dame	Plays	Yards	Time	Score	QTR/Time	Scoring Play
	12	70	7:06	TD	1/6:05	Thrash 9-yd pass
	9	48	4:54	FG	3/8:24	Travelstead 44-yd FG
	2	64	0:43	TD	3/5:45	Jordan 45-yd run
	11	75	4:54	TD	4/11:12	Jordan 21-yd run
	4	7	2:18	FG	4/7:31	Travelstead 45-yd FG
	4	-4	2:18	FG	4/5:02	Travelstead 32-yd FG
	4	8	0:22	FG	4/1:35	Travelstead 35-yd FG

	No. of	Total	Drive	Type of	Scoring	
Pitt	Plays	Yards	Time	Score	QTR/Time	Scoring Play
	5	40	2:08	TD	1/11:39	Bell 7-yd pass
	10	75	3:17	TD	2/11:43	Guerendo 1-yd run
	7	75	0:58	TD	2/0:25	Guerendo 5-yd run

	No. of	Total	Drive	Type of	Scoring	
Duke	Plays	Yards	Time	Score	QTR/Time	Scoring Play
	10	72	5:19	TD	1/7:13	Jordan 14-yd run
	6	49	3:09	TD	1/1:01	Jordan 23-yd run
	9	59	3:49	FG	2/0:49	Travelstead 47-yd FG
	14	72	7:28	FG	3/7:32	Travelstead 20-yd FG
	4	8	2:31	FG	3/3:24	Travelstead 24-yd FG

**DRIVE SUPERLATIVES**

- Most Plays/Result: 15 vs. Kentucky, Touchdown
- Most Yards/Result: 85 vs. Indiana, Touchdown
- Most Time/Result: 9:10 vs. Kentucky, Touchdown
- Shortest Touchdown Drive (Yards): 36 vs. Murray State
- Shortest Touchdown Drive (Time): 0:15 vs. Indiana
- Quickest Touchdown to Start Game:
- Quickest Touchdown to Start a Half



**LOUISVILLE SCORING DRIVES**

<b>Va. Tech</b>	<b>No. of Plays</b>	<b>Total Yards</b>	<b>Drive Time</b>	<b>Type of Score</b>	<b>Scoring QTR/Time</b>	<b>Scoring Play</b>
	9	49	5:45	TD	1/6:53	Jordan 1-yd run
	6	88	2:50	TD	2/14:52	Guendo 39-yd run
	5	63	2:17	TD	3/9:38	Thompson 37-yd pass
	3	35	1:23	TD	3/6:58	Guendo 12-yd run
	2	44	0:50	TD	4/8:16	Guendo 36-yd run

<b>Virginia</b>	<b>No. Plays</b>	<b>Total Yards</b>	<b>Drive Time</b>	<b>Type of Score</b>	<b>Scoring QTR/Time</b>	<b>Scoring Play</b>
	5	60	6:42	TD	1/6:42	Gatewood 4-yd pass
	10	52	4:26	FG	4/11:15	Travelstead 35-yd FG
	4	85	1:27	TD	4/6:20	Huggins-Bruce 52-yd pass
	1	73	0:12	TD	4/3:24	Guendo 73-yd run

<b>Miami</b>	<b>No. Plays</b>	<b>Total Yards</b>	<b>Drive Time</b>	<b>Type of Score</b>	<b>Scoring QTR/Time</b>	<b>Scoring Play</b>
	9	69	4:50	TD	1/8:02	Kurisky 2-yd pass
	5	45	2:49	TD	1/0:18	Guendo 12-yd run
	11	77	2:08	TD	2/0:08	Sylvester 1-yd pass
	8	46	3:27	FG	3/11:28	Lopez 40-yd FG
	11	89	4:54	TD	4/11:02	Conley 5-yd run
	3	75	1:17	TD	4/4:17	Coleman 58-yd pass

<b>Kentucky</b>	<b>No. Plays</b>	<b>Total Yards</b>	<b>Drive Time</b>	<b>Type of Score</b>	<b>Scoring QTR/Time</b>	<b>Scoring Play</b>
	14	70	8:19	TD	1/3:40	Jordan 1-yd run
	7	31	3:33	FG	2/4:25	Travelstead 46-yd FG
	15	75	9:10	TD	3/5:50	Jordan 1-yd run
	5	51	2:41	TD	3/2:48	Gatewood 11-yd pass
	4	25	2:01	TD	4/2:33	Huggins-Bruce 21-yd pass

<b>Florida State</b>	<b>No. Plays</b>	<b>Total Yards</b>	<b>Drive Time</b>	<b>Type of Score</b>	<b>Scoring QTR/Time</b>	<b>Scoring Play</b>
	13	56	6:20	FG	2/7:02	Travelstead 36-yd FG
	8	43	3:10	FG	4/13:36	Travelstead 33-yd FG



**LONGEST RUSHES**

Date	Opponent	UL Player	Yds
9/1	Georgia Tech	Jordan	74
11/9	Virginia	Guerendo	73
9/7	Murray State	Jordan	72
10/7	Notre Dame	Jordan	45
9/7	Murray State	Jordan	38
11/9	Virginia	Jordan	42
9/23	Boston College	Jordan	42
12/2	Florida State	Turner	41
9/23	Boston College	Jordan	33
10/14	Pitt	Turner	30
11/4	Virginia Tech	Guerendo	39
11/4	Virginia Tech	Guerendo	36
11/4	Virginia Tech	Guerendo	27
11/18	Miami	Guerendo	26
9/7	Murray State	Moorman	25
9/16	Indiana	Jordan	25
9/7	Murray State	Guerendo	25
10/28	Duke	Jordan	23
12/2	Florida State	Jordan	22
10/7	Notre Dame	Jordan	21
11/18	Miami	Guerendo	21
9/16	Indiana	Plummer	20
11/4	Virginia Tech	Guerendo	20
9/7	Murray State	Conley	19
9/1	Georgia Tech	Plummer	16
9/16	Indiana	Jordan	15
9/7	Murray State	Jordan	15

**LONGEST PASSES**

Date	Opponent	UL Player	Yds
9/16	Indiana	Thrash	85
9/23	Boston College	Jordan	74
9/7	Murray State	Thrash	73
11/18	Miami	Coleman	58
9/23	Boston College	Huggins-Bruce	55
11/9	Virginia	Huggins-Bruce	52
9/23	Boston College	Bell	48
9/23	Boston College	Huggins-Bruce	45
9/16	Indiana	Thrash	43
9/23	Boston College	Thrash	42
9/1	Georgia Tech	Coleman	40
9/29	NC State	Bell	39
9/29	NC State	Bell	38
11/4	Virginia Tech	Thompson	37
9/7	Murray State	Gatewood	34
10/14	Pitt	Calloway	34
9/1	Georgia Tech	Bell	33
9/7	Murray State	Jordan	32
9/23	Boston College	Coleman	32
10/14	Pitt	Thrash	31
10/14	Pitt	Thrash	31
9/29	NC State	Thrash	31
9/7	Murray State	Coleman	30
11/25	Kentucky	Coleman	29
10/14	Pitt	Calloway	27
9/23	Boston College	Turner	27
9/29	NC State	Coleman	26
9/29	NC State	Jordan	26
9/7	Murray State	Guerendo	25
11/9	Virginia	Calloway	23
11/18	Miami	Kurisky	23
9/1	Georgia Tech	Thrash	23
11/18	Miami	Bell	22
11/18	Miami	Gatewood	22
10/14	Pitt	Bell	22
11/25	Kentucky	Guerendo	21
11/25	Kentucky	Huggins-Bruce	21
11/9	Guerendo	Virginia	21
9/1	Georgia Tech	Thrash	21
9/1	Georgia Tech	Thrash	20
9/7	Murray State	Huggins-Bruce	20
10/28	Duke	Thrash	20

**LONGEST RETURNS**

Date	Opponent	UL Player	Yards
------	----------	-----------	-------

**LOUISVILLE LONG PLAYS BY THE NUMBERS**

Long Plays by Yards	No.	TD	Long Plays by Type	No.	TD
100+	0	0	Rushing	23	10
90-99	0	0	Passing	42	13
80-89	1	1	Punt Returns	1	0
70-79	5	5	Kickoff Returns	4	0
60-69	0	0	Interceptions	0	0
50-59	3	3	Fumble Returns	0	0
40-49	11	3			
30-39	17	6			
20-29	32	5			

**20-YARDS-PLUS BY PLAYER**

Player	No.	TD	Rush	Rec	KR	PR	IR	FR
Jawhar Jordan	16	8	11	3	2	0	0	0
Jamari Thrash	11	4	0	11	0	0	0	0
Kevin Coleman	7	1	0	6	0	1	0	0
Chris Bell	6	1	0	6	0	0	0	0
A. Huggins-Bruce	5	4	0	5	0	0	0	0
Jimmy Calloway	3	0	0	3	0	0	0	0
Isaac Guerendo	12	3	8	3	1	0	0	0
Maurice Turner	4	0	2	1	1	0	0	0
Joey Gatewood	2	1	0	2	0	0	0	0
Kaden Moorman	1	0	1	0	0	0	0	0
Jack Plummer	1	0	1	0	0	0	0	0
Jadon Thompson	1	0	1	0	0	0	0	0
Nate Kurisky	1	0	0	1	0	0	0	0
Total	70	22	23	42	4	1	0	0

**20-Yards-Plus by Game**

Opponent	No.	TD	Rush	Rec	KR	PR	IR	FR
Georgia Tech	7	2	1	5	1	0	0	0
Murray State	10	3	4	6	0	0	0	0
Indiana	4	2	2	2	0	0	0	0
Boston College	10	5	2	7	1	0	0	0
NC State	6	1	0	5	0	1	0	0
Notre Dame	2	2	2	0	0	0	0	0
Pitt	6	0	1	5	0	0	0	0
Duke	2	1	1	1	0	0	0	0
Virginia Tech	5	3	4	1	0	0	0	0
Virginia	5	2	2	3	0	0	0	0
Miami	7	1	2	4	1	0	0	0
Kentucky	4	1	0	3	1	0	0	0
Florida State	2	0	2	0	0	0	0	0
Total	70	22	23	42	4	1	0	0



## TEAM GAME-BY-GAME STATISTICS

	Score	1st Downs	Rushing No-Yds-TD	Passing (C-A-I-Yds-TD)	Total Offense (Play-Yds)	Punts No.-Avg.	Fumbles No.-Lost	Penalties No.-Yds	KO Ret. No.-Yds	Punt Ret. No.-Yds	Int. Ret. No.-Yds.	3rd-Down Conv.	TOP
<b>Louisville</b>	<b>39</b>	<b>21</b>	<b>34-227-1</b>	<b>18-31-1-247-3</b>	<b>65-474</b>	<b>4-46.2</b>	<b>1-0</b>	<b>7-59</b>	<b>1-23</b>	<b>2-6</b>	<b>1-0-0</b>	<b>1-11</b>	<b>29:54</b>
Georgia Tech	34	23	38-175-2	19-32-1-313-3	70-488	4-43.0	1-1	2-20	2-35	3-24	1-1-0	6-13	30:06
Murray State	0	8	32-94-0	8-22-1-72-0	54-166	10-43.7	2-2	7-65	1-12	0-0	2-55	3-14	28:53
<b>Louisville</b>	<b>56</b>	<b>29</b>	<b>44-344-6</b>	<b>25-34-2-346-2</b>	<b>78-690</b>	<b>2-52.5</b>	<b>3-0</b>	<b>7-44</b>	<b>0-0</b>	<b>6-6</b>	<b>0-0</b>	<b>4-11</b>	<b>31:07</b>
<b>Louisville</b>	<b>21</b>	<b>20</b>	<b>39-184-2</b>	<b>13-23-1-238-1</b>	<b>62-422</b>	<b>3-29.7</b>	<b>0-0</b>	<b>6-50</b>	<b>0-0</b>	<b>2-9-0</b>	<b>1-0-0</b>	<b>7-12</b>	<b>28:48</b>
Indiana	14	19	27-58-1	24-34-1-299-1	61-357	5-39.2	2-0	4-20	0-0	0-0-0	1-0-0	5-13	31:12
Boston College	28	23	31-132-1	21-41-0-295-3	72-427	4-38.8	0-0	7-61	3-49-0	0-0-0	0-0-0	6-14	25:24
<b>Louisville</b>	<b>56</b>	<b>22</b>	<b>41-194-3</b>	<b>18-21-0-388-5</b>	<b>62-582</b>	<b>3-43.3</b>	<b>1-0</b>	<b>4-50</b>	<b>2-33-0</b>	<b>0-0-0</b>	<b>0-0-0</b>	<b>8-13</b>	<b>34:36</b>
<b>Louisville</b>	<b>13</b>	<b>18</b>	<b>29-20-0</b>	<b>21-35-2-286-1</b>	<b>64-306</b>	<b>6-29.7</b>	<b>1-1</b>	<b>10-81</b>	<b>0-0-0</b>	<b>3-42-0</b>	<b>2-14-0</b>	<b>4-15</b>	<b>31:03</b>
NC State	10	9	31-89-1	13-25-2-112-0	56-201	8-40.8	1-1	10-88	1-38-0	2-6-0	2-6-0	3-15	28:57
Notre Dame	20	17	28-44-0	22-38-3-254-1	66-298	4-42.5	2-2	3-35	3-72-0	0-0-0	0-0-0	3-13	31:24
<b>Louisville</b>	<b>33</b>	<b>17</b>	<b>40-185-2</b>	<b>17-24-0-145-1</b>	<b>64-330</b>	<b>4-44.8</b>	<b>2-1</b>	<b>6-35</b>	<b>0-0-0</b>	<b>3-21-0</b>	<b>3-38-0</b>	<b>5-14</b>	<b>28:36</b>
<b>Louisville</b>	<b>21</b>	<b>28</b>	<b>33-94-2</b>	<b>29-52-2-350-1</b>	<b>85-444</b>	<b>3-43.0</b>	<b>5-1</b>	<b>5-25</b>	<b>1-12-0</b>	<b>2-4-0</b>	<b>0-0-0</b>	<b>5-13</b>	<b>33:11</b>
Pitt	38	13	33-88-2	12-26-0-200-2	59-288	7-39.1	1-0	8-87	2-29-0	2-5-0	2-88-1	3-13	26:49
Duke	0	9	21-51-0	12-28-1-151-0	49-202	7-47.7	1-0	10-82	1-21-0	1-6-0	0-0-0	2-12	23:09
<b>Louisville</b>	<b>23</b>	<b>20</b>	<b>48-234-2</b>	<b>11-16-0-117-0</b>	<b>64-351</b>	<b>4-41.2</b>	<b>1-0</b>	<b>4-45</b>	<b>0-0-0</b>	<b>2-4-0</b>	<b>1-4-0</b>	<b>2-10</b>	<b>33:51</b>
Virginia Tech	3	12	28-68-0	13-23-1-72-0	51-140	7-42.3	1-0	6-38	4-79-0	1-17-0	0-0-0	2-11	27:45
<b>Louisville</b>	<b>34</b>	<b>17</b>	<b>38-231-4</b>	<b>12-13-0-151-1</b>	<b>51-382</b>	<b>4-46.0</b>	<b>0-0</b>	<b>6-50</b>	<b>1-10-0</b>	<b>2-13-0</b>	<b>1-15-0</b>	<b>2-8</b>	<b>32:15</b>
Virginia	24	21	36-120-1	20-32-1-314-1	68-434	5-30.4	2-1	13-100	1-19-0	0-0-0	1-28-1	4-15	30:08
<b>Louisville</b>	<b>31</b>	<b>19</b>	<b>31-180-1</b>	<b>19-28-1-243-2</b>	<b>59-423</b>	<b>4-43.5</b>	<b>1-0</b>	<b>7-60</b>	<b>2-37-0</b>	<b>4-21-1</b>	<b>1-0-0</b>	<b>4-11</b>	<b>29:52</b>
<b>Louisville</b>	<b>38</b>	<b>26</b>	<b>34-162-2</b>	<b>24-37-1-308-1</b>	<b>71-470</b>	<b>4-44.2</b>	<b>0-0</b>	<b>4-50</b>	<b>2-70-0</b>	<b>2-6-0</b>	<b>0-0-0</b>	<b>5-12</b>	<b>30:21</b>
Miami	31	21	26-159-3	24-39-0-327-1	65-486	5-44.0	0-0	5-50	3-57-0	1-5-0	1-0-0	6-14	29:39
Kentucky	38	16	25-83-1	12-22-1-206-3	47-289	3-40.0	0-0	0-0	4-180-1	0-0-0	1-0-0	3-9	36:32
<b>Louisville</b>	<b>31</b>	<b>23</b>	<b>43-161-2</b>	<b>24-33-1-242-2</b>	<b>76-403</b>	<b>2-44.0</b>	<b>2-2</b>	<b>3-40</b>	<b>6-137-0</b>	<b>0-0-0</b>	<b>1-18-0</b>	<b>9-17</b>	<b>23:28</b>
<b>Louisville</b>	<b>6</b>	<b>10</b>	<b>34-77-0</b>	<b>14-36-1-111-0</b>	<b>70-188</b>	<b>9-41.2</b>	<b>1-0</b>	<b>5-48</b>	<b>0-0-0</b>	<b>1-0-0</b>	<b>0-0-0</b>	<b>3-18</b>	<b>28:32</b>
Florida State	16	12	44-164-1	8-21-0-55-0	65-219	9-41.3	1-0	3-20	1-16-0	0-0-0	1-0-0	2-16	31:28

### GAME-BY-GAME RUSHING

(No.-Yds-TD)	Jordan	Guerendo	Plummer	Turner
Georgia Tech	7-96-1	6-27-0	9-51-0	7-30-0
Murray State	7-135-2	11-63-1	4-5-0	0-0-0
Indiana	18-113-1	5-16-0	8-42-0	4-18-1
Boston College	18-134-2	9-36-0	6-2-1	5-10-0
NC State	16-32-0	0-0-0	9-(-21)-0	1-12-0
Notre Dame	21-143-2	8-27-0	4-(-12)-0	2-8-0
Pitt	2-8-0	13-38-2	6-(-47)-0	12-81-0
Duke	21-163-2	8-45-0	7-(-2)-0	8-24-0
Virginia Tech	14-57-1	11-146-3	5-18-0	7-13-0
Virginia	17-95-0	6-94-1	4-(-6)-0	0-0-0
Miami	9-33-0	15-93-1	5-11-0	3-14-0
Kentucky	17-67-2	13-54-0	11-19-0	0-0-0
Florida State	14-52-0	4-10-0	13-(-32)-0	2-41-0

### GAME-BY-GAME RECEIVING

(No.-Yds-TD)	Thrash	Bell	Coleman	Calloway	Huggins-Bruce	Jordan	Guerendo	Kurisky	Gatewood
Georgia Tech	7-88-1	2-40-0	3-66-1	1-16-0	3-18-0	1-6-0	1-13-0	0-0-0	0-0-0
Murray State	3-82-1	1-2-0	2-32-0	4-37-0	2-17-0	2-43-0	4-47-0	0-0-0	1-34-1
Indiana	4-159-1	0-0-0	1-5-0	0-0-0	3-28-0	2-9-0	1-17-0	0-0-0	0-0-0
Boston College	5-71-1	1-48-0	2-30-0	0-0-0	3-110-2	1-75-1	2-17-0	1-1-1	0-0-0
NC State	3-44-0	3-85-1	2-34-0	2-31-0	2-18-0	1-26-0	1-8-0	3-28-0	0-0-0
Notre Dame	8-75-1	0-0-0	1-6-0	1-4-0	1-16-0	2-9-0	0-0-0	1-5-0	1-18-0
Pitt	9-120-0	4-48-1	5-26-0	5-90-0	0-0-0	1-6-0	3-31-0	1-14-0	0-0-0
Duke	7-73-0	1-6-0	1-8-0	0-0-0	0-0-0	0-0-0	0-0-0	0-0-0	0-0-0
Virginia Tech	0-0-0	3-43-0	1-10-0	1-9-0	0-0-0	2-4-0	0-0-0	1-10-0	1-18-0
Virginia	3-22-0	4-35-0	1-17-0	2-27-0	1-52-1	2-15-0	1-21-0	0-0-0	1-4-1
Miami	1-7-0	4-58-0	2-58-1	2-19-0	2-22-0	1-7-0	1-11-0	5-50-1	3-51-0
Kentucky	6-60-0	2-16-0	1-29-0	1-1-0	2-24-1	3-25-0	3-27-0	3-25-5	2-25-1
Florida State	7-57-0	1-5-0	1-15-0	0-0-0	0-0-0	3-21-0	0-0-0	1-5-0	0-0-0



**GAME-BY-GAME PASSING**

(Cmp-Att-Int-TD-Yds)	Plummer
Georgia Tech	18-3-0-247-3
Murray State	16-22-2-247-1
Indiana	13-23-1-238-1
Boston College	18-21-0-388-5
NC State	21-35-2-286-1
Notre Dame	17-24-0-145-1
Pitt	29-52-2-350-1
Duke	11-16-0-117-0
Virginia Tech	11-12-0-141-1
Virginia	19-28-1-243-2
Miami	24-37-1-308-3
Kentucky	24-33-1-242-2
Florida State	

**GAME-BY-GAME PUNTING**

(No.-Yds-Avg-i20-50+)	Travelstead	Hodges
Georgia Tech	4-185-46.3-0-0	--
Murray State	2-105-52.5-1-2	--
Indiana	3-89-29.7-2-0	--
Boston College	3-130-43.3-1-1	--
NC State	6-178-29.7-1-0	--
Notre Dame	4-179-44.8-1-1	--
Pitt	3-129-43-0-1	--
Duke	1-36-36-0-0	3-129-43-3-0
Virginia Tech	--	4-184-46-1-1
Virginia	--	4-174-43.5-2-0
Miami	--	4-177-44.2-1-1
Kentucky	2-88-44-0-1	--
Florida State		

**GAME-BY-GAME FG**

Made-Miss	Travelstead
Georgia Tech	4-4
Murray State	0-0
Indiana	0-1
Boston College	0-0
NC State	2-3
Notre Dame	4-5
Pitt	0-1
Duke	3-3
Virginia Tech	0-1
Virginia	1-2
Miami	0-0
Kentucky	1-1
Florida State	

**GAME-BY-GAME TACKLES**

Solo-Asst.	Quinn	Kelly	Neal	Alderman	Perry	Riley	Gillotte	Duck	Watts
Georgia Tech	6-0	2-0	4-0	3-0	1-0	3-0	2-0	4-0	3-1
Murray State	4-2	0-2	3-2	2-2	2-2	2-2	1-2	1-1	1-2
Indiana	2-3	6-6	6-2	4-0	1-3	5-2	2-2	1-0	--
Boston College	1-4	2-0	3-1	4-4	4-1	3-0	3-0	--	1-0
NC State	4-7	1-5	2-1	2-2	0-2	2-3	1-5	1-0	--
Notre Dame	4-6	3-0	2-6	2-1	2-4	2-2	2-1	1-0	2-1
Pitt	1-11	1-4	2-3	1-4	2-3	1-2	0-3	3-3	1-2
Duke	1-6	2-5	1-0	0-2	2-1	1-0	2-1	1-0	1-3
Virginia Tech	2-3	4-2	2-0	3-2	1-1	--	2-1	4-3	3-0
Virginia	1-4	3-4	8-3	1-4	2-6	1-1	2-5	3-0	2-0
Miami	1-1	4-3	5-3	3-3	2-1	2-4	1-1	2-1	2-1
Kentucky	2-0	1-3	1-2	1-2	5-4	3-3	3-1	1-0	0-1
Florida State	1-10-11	2-4-6	2-3-5	2-4-6	2-2-4	0-1-1	2-0-2	1-1-2	0-1-1

**GAME-BY-GAME TFL**

TFL-YDS	Gillotte	Perry	Watts
Georgia Tech	--	--	1.0-1
Murray State	1.0-5	--	0.5-1
Indiana	--	1.0-1	--
Boston College	3.0-10	--	--
NC State	1.0-9	--	--
Notre Dame	2.5-16	0.5-0	--
Pitt	0.5-0	--	--
Duke	2.0-11	--	0.5-1
Virginia Tech	1.0-7	1.0-7	2.0-7
Virginia	2.0-12	1.5-2	2.0-9
Miami	--	--	--
Kentucky	1.5-12	2.5-7	--
Florida State	0-0	0-0	0-0

**GAME-BY-GAME SACKS**

Sack-YDS	Gillotte
Georgia Tech	--
Murray State	1.0-5
Indiana	--
Boston College	3.0-10
NC State	1.0-9
Notre Dame	1.5-14
Pitt	--
Duke	2.0-11
Virginia Tech	--
Virginia	1.5-12
Miami	--
Kentucky	1.0-10
Florida State	0-0



# GAME-BY-GAME LEADERS

OPPONENT	PASSING	RUSHES	RUSH YARDS	RECEPTIONS	RECEIVING YARDS	TACKLES	TFL	SACKS
Georgia Tech	Plummer-247	Plummer-9	Jordan-96	Thrash-7	Thrash-88	Minkins-7	Tell-1	Tell -1.0
Murray State	Plummer-247	Brown/Guerendo-11	Jordan-135	Guerendo/Calloway-4	Thrash-82	Quinn-6	Gillotte/Alderman-1	Gillotte-1.0
Indiana	Plummer-238	Jordan-18	Jordan -113	Thrash-4	Thrash-159	Kelly -12	Kelly/Neal 2.0	none
Boston College	Plummer-388	Jordan -18	Jordan -134	Thrash -5	Huggins-Bruce -110	Alderman -8	Gillotte -2.0	Gillotte -2.0
NC State	Plummer -286	Jordan -16	Jordan -32	Bell/Thrash/Kurisky-3	Bell -85	Quinn -11	Puryear -2.0	Gillotte -1.0
Notre Dame	Plummer -145	Jordan -21	Jordan -143	Thrash -8	Thrash -75	Quinn -10	Reiger -2	Reiger 2.0
Pitt	Plummer -350	Guerendo -13	Turner -81	Thrash -9	Thrash -120	Quinn -12	Reiger -1	Three -1
Duke	Plummer -117	Jordan -21	Jordan -163	Thrash -7	Thrash 73	Quinn/Kelly -7	Gillotte -2	Gillotte -2
Virginia Tech	Plummer -141	Jordan -14	Guerendo-146	Bell -3	Thompson -49	Duck -7	Watts -2	Three -1
Virginia	Plummer-243	Jordan -17	Jordan -95	Bell -4	Huggins-Bruce -52	Neal -11	Gillotte -2	Gillotte -1.5
Miami	Plummer -308	Guerendo -15	Jordan -93	Kurisky -5	Bell/Coleman -58	Neal -8	Reiger -1.5	Reiger -1.0
Kentucky	Plummer -243	Jordan -17	Jordan -67	Thrash -6	Thrash -60	Perry -9	Perry -2.5	Gillotte -1
Florida State	Plummer-111	Jordan -14	Jordan -52	Thrash -7	Thrash -57	Quinn -11	Alderman -1.5	Puryear/Duck-1

# MISCELLANEOUS TRENDS

### OPENING DRIVE - OFFENSE

OPPONENT	1ST	2ND
Georgia Tech	FG	Punt
Murray State	TD	Punt
Indiana	Missed FG	Punt
Boston College	TD	TD
NC State	Punt	Punt
Notre Dame	TD	Fumble
Pitt	TD	Downs
Duke	TD	FG
Virginia Tech	TD	Punt
Virginia	Punt	Missed FG
Miami	TD	FG
Kentucky	TD	TD
Florida State	Punt	FG

### OPENING DRIVE - DEFENSE

OPPONENT	1ST	2ND
Georgia Tech	INT	Punt
Murray State	Punt	Fumble
Indiana	Punt	TD
Boston College	Downs	TD
NC State	Punt	INT
Notre Dame	INT	FG
Pitt	Punt	FG
Duke	Punt	INT
Virginia Tech	Punt	INT
Virginia	Punt	INT
Miami	Punt	Punt
Kentucky	Punt	TD
Florida State	Punt	Punt

### CARDINALS ON COIN FLIPS

OPPONENT	FLIPDECISION	RESULT
Georgia Tech	Won	Defer W, 39-34
Murray State	Won	Defer W, 56-0
Indiana	Won	Defer W, 21-14
Boston College	Won	Defer W, 56-28
NC State	Loss	Receive W, 13-10
Notre Dame	Won	Defer W, 33-20
Pitt	Won	Defer L, 21-38
Duke	Won	Defer W, 23-0
Virginia Tech	Won	Defer W, 34-3
Virginia	Lost	Receive W, 31-24
Miami	Won	Defer W, 38-31
Kentucky	Won	Defer L, 31-38
Florida State	Lost	Receive L, 6-16

### GAME-OPENING DRIVES

OPPONENT	LOUISVILLE			OPPONENTS		
	PTS	PLAYS	YDS	PTS	PLAYS	YDS
Georgia Tech	3	5	12	0	3	7
Murray State	7	6	76	0	3	9
Indiana	0	10	71	0	7	32
Boston College	7	5	59	0	8	34
NC State	0	8	34	0	3	9
Notre Dame	7	12	70	0	4	29
Pitt	7	5	40	0	3	-12
Duke	7	10	72	0	6	3
Virginia Tech	7	9	49	0	3	-11
Virginia	0	3	9	0	5	13
Miami	7	9	69	0	3	7
Kentucky	7	14	70	0	5	4
Florida State	0	3	3	0	3	-5

### SECOND HALF OPENING DRIVES

OPPONENT	LOUISVILLE			OPPONENTS		
	PTS	PLAYS	YDS	PTS	PLAYS	YDS
Georgia Tech	3	13	68	0	3	-3
Murray State	0	4	6	0	6	40
Indiana	0	5	13	7	3	54
Boston College	7	1	75	7	7	75
NC State	0	4	10	0	5	60
Notre Dame	0	1	14	3	9	48
Pitt	0	4	9	3	4	6
Duke	3	14	72	0	5	-2
Virginia Tech	0	3	12	0	3	-10
Virginia	0	8	71	0	6	58
Miami	3	8	46	0	5	24
Kentucky	7	15	75	7	2	75
Florida State	0	3	1	3	13	56

### GIVEAWAYS/TAKEAWAYS

OPPONENT	GIVEAWAY			TAKEAWAY			DIF
	FUM	INT	TOTAL	FUM	INT	TOTAL	
Georgia Tech	0	1	1	1	1	2	+1
Murray State	0	2	2	2	1	3	+1
Indiana	0	1	1	0	1	1	0
Boston College	0	0	0	0	0	0	0
NC State	0	2	2	0	2	2	0
Notre Dame	1	0	1	2	3	5	+4
Pitt	1	2	3	0	0	0	-3
Duke	0	0	0	0	1	1	+1
Virginia Tech	0	0	0	0	1	1	+1
Virginia	0	1	1	1	1	2	+1
Miami	0	1	1	0	0	0	-1
Kentucky	2	1	3	0	1	1	-2
Florida State	0	0	0	0	1	1	-1

### SCORING DRIVE ANALYSIS

YARDAGE	LOUISVILLE		OPPONENTS	
	TD	FG	TD	FG
1-10	0	2	0	2
11-20	0	1	0	1
21-30	1	0	1	0
31-40	3	1	1	1
41-50	4	1	0	0
51-60	6	3	2	2
61-70	4	1	3	0
71-80	16	1	9	0
81-90	4	0	0	0
91+	0	0	0	0

### THREE-AND-OUTS

OPPONENT	LOUISVILLE		OPPONENTS	
	3-&-OUTS/DRIVES	3-&-OUTS/DRIVES	3-&-OUTS/DRIVES	3-&-OUTS/DRIVES
Georgia Tech	5/13	3/14		
Murray State	1/14	7/13		
Indiana	1/10	0/10		
Boston College	2/12	3/12		
NC State	2/13	6/13		
Notre Dame	3/14	2/15		
Pitt	1/14	5/14		
Duke	2/11	3/10		
Virginia Tech	3/10	4/11		
Virginia	2/12	3/13		
Miami	4/12	3/13		
Kentucky	1/11	0/11		
Florida State	5/16	7/16		

### WEATHER CONDITIONS

OPPONENT	SITE	TEMP.	WIND
Georgia Tech	N	Dome	Ind.
Murray State	H	Sunny/73 deg.	7 mph
Indiana	N	N/Dome	Ind.
Boston College	H	Sun/80 deg.	7 mph
NC State	A	Sun/69 deg.	4 mph
Notre Dame	H	Cloudy/56 deg.	11 mph
Pitt	A	Rain/51 deg.	7 mph
Duke	H	Cloudy/63 deg.	4 mph
Virginia Tech	H	Cloudy/66 deg.	9 mph
Virginia	H	Cloudy/58 deg.	6 mph
Miami	A	Cloudy/75 deg.	10 mph
Kentucky	H	Cloudy/42 deg.	6 mph
Florida State	N	Cloudy/65 deg.	8 mph



	<b>Louisville</b>	<b>39</b>
	<b>Georgia Tech</b>	<b>34</b>

**Game 1 - Sept. 1**  
Mercedes-Benz Stadium -36,000

	1st	2nd	3rd	4th	F
Louisville	6	7	10	16	39
Georgia Tech	0	28	0	6	34

- 12:13 LOU- Travelstead 33-yd field goal
- 0:21 LOU- Travelstead 30-yd field goal
- 11:50 GT- Seither 2-yd pass from King (Stewart kick)
- 9:03 GT- Cooley 1-yd run (Stewart kick)
- 5:42 LOU- Coleman 9-yd pass from Plummer (Travelstead kick)
- 3:17 GT- Cooley 23-yd run (Stewart kick)
- 0:42 GT- Lane 48-yd pass from King (Stewart kick)
- 8:19 LOU- Travelstead 22-yd FG
- 4:41 LOU- Thrash 5-yd pass from Plummer (Travelstead kick)
- 8:08 LOU- Thrash 20-yd pass from Plummer (Travelstead kick)
- 3:41 LOU- Jordan 74-yd run (Travelstead kick)
- 2:37 LOU- Travelstead 38-yd FG
- 1:07 GT- Singleton 5-yd pass from King (pass failed)

	GT	LOU
<b>FIRST DOWNS</b>	21	23
<b>NET YARDS RUSHING</b>	34-227	38-175
<b>NET YARDS PASSING</b>	247	313
<b>Comp.-Attempts-Int</b>	18-31-1	19-32-1
<b>TOTAL OFFENSE YARDS</b>	474	488
<b>Total Offense Plays</b>	65	70
<b>Fumbles: Number-Lost</b>	1-0	1-1
<b>Penalties: Number-Yards</b>	7-59	2-20
<b>PR: Number-Yards-TD</b>	2-6-0	3-24-0
<b>KR: Number-Yds-TD</b>	1-23-0	2-35-0
<b>INT: Number-Yds-TD</b>	1-1-0	1-0-0
<b>Fumble: Number-Yds-TD</b>	0-0-0	0-0-0
<b>Possession Time</b>	29:54	30:06
<b>Third-Down Conversions</b>	1 of 11	6 of 13
<b>Fourth-Down Conversions</b>	1 of 1	0 of 1
<b>Red-Zone Scores-Chances</b>	6-6	3-5
<b>Sacks By: Number-Yards</b>	1-10	0-0

**Individual Statistics**

Rushing: UL: Jordan 7-96-1, Plummer 9-51-0, Turner 7-30-0, Guerendo 6-27-0, Calloway 2-14-0, Huggins-Bruce 1-11-0; GT: King 10-53-0, Cooley 9-52-2, Haynes 11-51-0

Passing: UL: Plummer 18-31-1-247-3; GT: King 19-32-1-313-3

Receiving: UL: Thrash 7-88-2, Coleman 3-66-1, Huggins-Bruce 3-18-0, Bell 2-40-0, Calloway 1-16-0, Guerendo 1-13-0, Jordan 1-6-0; GT: Rutherford 5-85-0, Haynes 4-56-0, Lane 3-69-1, Singleton 2-34-1

	<b>Murray State</b>	<b>0</b>
	<b>Louisville</b>	<b>56</b>

**Game 2 - Sept. 7**  
L&N Stadium -45,273

	1st	2nd	3rd	4th	F
Murray State	0	0	0	0	0
Louisville	7	21	14	14	56

- 10:06 LOU- Thrash 12-yd rush (Travelstead kick)
- 14:38 LOU- Guerendo 1-yd run (Travelstead kick)
- 6:37 LOU- Thrash 73-yd pass from Plummer (Travelstead kick)
- 2:37 LOU- Jordan 72-yd run (Travelstead kick)
- 7:08 LOU- Jordan 1-yd run (Travelstead kick)
- 0:58 LOU- Huggins-Bruce 6-yd run (Travelstead kick)
- 14:55 LOU- Brown 4-yd run (Travelstead kick)
- 9:44 LOU- Gatewood 34-yd pass from Bailey (Lopez kick)

	MS	LOU
<b>FIRST DOWNS</b>	8	29
<b>NET YARDS RUSHING</b>	34-94	44-344
<b>NET YARDS PASSING</b>	72	346
<b>Comp.-Attempts-Int</b>	8-22-1	25-34-2
<b>TOTAL OFFENSE YARDS</b>	166	690
<b>Total Offense Plays</b>	54	78
<b>Fumbles: Number-Lost</b>	2-2	3-0
<b>Penalties: Number-Yards</b>	7-65	7-44
<b>PR: Number-Yards-TD</b>	0-0-0	6-6-0
<b>KR: Number-Yds-TD</b>	1-12-0	0-0-0
<b>INT: Number-Yds-TD</b>	2-55-0	1-0-0
<b>Fumble: Number-Yds-TD</b>	0-0-0	0-0-0
<b>Possession Time</b>	28:53	31:07
<b>Third-Down Conversions</b>	3 of 14	4 of 11
<b>Fourth-Down Conversions</b>	1 of 1	3 of 4
<b>Red-Zone Scores-Chances</b>	0-0	5-5
<b>Sacks By: Number-Yards</b>	1-8	1-5

**Individual Statistics**

Rushing: UL: Jordan 7-135-2, Brown 11-65-1, Guerendo 11-63-1, Moorman 5-38-0, Conley 1-19-0, Thrash 1-12-1, Huggins-Bruce 1-6-1; MSU: Morgan 11-34-0, Williams 7-21-0, Jones 5-19-0

Passing: UL: Plummer 16-22-2-247-1, Bailey 3-5-0-51-1, Domann 4-4-0-34-0, Clarkson 1-2-0-7-0, Allen 1-1-0-7-0; MSU: Williams 7-16-0-68-0, Phoenix 1-5-1-4-0

Receiving: UL: Guerendo 4-47-0, Calloway 4-37-0, Thrash 3-82-1, Houston 3-27-0, Jordan 2-43-0, Coleman 2-32-0, Huggins-Bruce 2-17-0, Gatewood 1-34-1; MSU: Bell 4-26-0, Jones 1-23-0, Eke 1-13-0

	<b>Louisville</b>	<b>21</b>
	<b>Indiana</b>	<b>14</b>

**Game 3 - Sept. 16**  
Lucas Oil Stadium -22,840

	1st	2nd	3rd	4th	F
Louisville	7	14	0	0	21
Indiana	0	0	14	0	14

- 2:34 LOU- Thrash 85-yd pass from Plummer (Travelstead kick)
- 7:44 LOU- Turner 2-yd run (Travelstead kick)
- 1:52 LOU- Jordan 25-yd run (Travelstead kick)
- 2:37 LOU- Jordan 72-yd run (Travelstead kick)
- 13:46 IU- Lucas 30-yd pass from Jackson (Freeman kick)
- 0:55 IU- Henderson 2-yd run (Freeman kick)

	LOU	IU
<b>FIRST DOWNS</b>	20	19
<b>NET YARDS RUSHING</b>	39-184	27-58
<b>NET YARDS PASSING</b>	238	299
<b>Comp.-Attempts-Int</b>	13-23-1	24-34-1
<b>TOTAL OFFENSE YARDS</b>	422	357
<b>Total Offense Plays</b>	62	61
<b>Fumbles: Number-Lost</b>	0-0	2-0
<b>Penalties: Number-Yards</b>	6-50	4-20
<b>PR: Number-Yards-TD</b>	2-9-0	0-0-0
<b>KR: Number-Yds-TD</b>	0-0-0	0-0-0
<b>INT: Number-Yds-TD</b>	1-0-0	1-0-0
<b>Fumble: Number-Yds-TD</b>	0-0-0	0-0-0
<b>Possession Time</b>	28:48	31:12
<b>Third-Down Conversions</b>	7 of 12	5 of 13
<b>Fourth-Down Conversions</b>	1 of 2	1 of 2
<b>Red-Zone Scores-Chances</b>	1-2	1-2
<b>Sacks By: Number-Yards</b>	0-0	2-13

**Individual Statistics**

Rushing: UL: Jordan 18-113-1, Plummer 8-42-0, Turner 4-18-1, Guerendo 5-16-0, IU: Lucas 8-29-0, Henderson 7-26-1, Jackson 8-11-0

Passing: UL: Plummer 13-23-1-238-1, IU: Jackson 24-34-1-299-1

Receiving: UL: Thrash 4-159-1, Huggins-Bruce 3-28-0, Jordan 2-9-0, Guerendo 1-17-0, Lifson 1-13-0, Thompson 1-7-0; IU: Lucas 10-98-1, McCulley 4-39-0, Camper 3-74-0, Archer 2-38-0



**Boston College 28**  
**Louisville 56**

**Game 4 · Sept. 23**  
L&N Stadium · 48,294

	1st	2nd	3rd	4th	F
Boston College	0	14	7	7	28
Louisville	14	28	14	0	56

- 9:47 LOU- Jordan 33-yd run (Travelstead kick)
- 3:21 LOU- Kurisky 1-yd pass from Plummer (Travelstead kick)
- 14:12 LOU- Bruce 45-yd pass from Plummer (Travelstead kick)
- 8:43 LOU- Plummer 9-yd run (Travelstead kick)
- 5:38 BC- Castellanos 39-yd run (Connor kick)
- 3:19 LOU- Jordan 2-yd rush (Travelstead kick)
- 0:33 BC- O'Keefe 30-yd pass from Castellanos (Connor kick)
- 0:08 LOU- Thrash 42-yd pass from Plummer (Travelstead kick)
- 14:46 LOU- Jordan 75-yd pass from Plummer (Travelstead kick)
- 12:53 BC- Bond 22-yd pass from Castellanos (Connor kick)
- 10:04 LOU- Bruce 55-yd pass from Plummer (Travelstead kick)
- 14:33 BC- Bond 11-yd pass from Castellanos (Connor kick)

	BC	LOU
FIRST DOWNS	23	22
NET YARDS RUSHING	31-132	41-194
NET YARDS PASSING	295	388
Comp.-Attempts-Int	21-41-0	18-21-0
TOTAL OFFENSE YARDS	427	582
Total Offense Plays	72	62
Fumbles: Number-Lost	0-0	1-0
Penalties: Number-Yards	7-61	4-50
PR: Number-Yards-TD	0-0-0	0-0-0
KR: Number-Yds-TD	2-33-0	3-49-0
INT: Number-Yds-TD	0-0-0	0-0-0
Fumble: Number-Yds-TD	0-0-0	0-0-0
Possession Time	25:24	34:36
Third-Down Conversions	6 of 14	8 of 13
Fourth-Down Conversions	1 of 4	1 of 1
Red-Zone Scores-Chances	1-2	3-4
Sacks By: Number-Yards	2-7	3-17

Individual Statistics

Rushing: BC: Castellanos 10-49-1, Robichaux 9-40-0, Broome 5-15-0; UL: Jordan 18-134-2, Guerendo 9-36-0, Domann 3-12-0; Turner 5-10-0, Plummer 6-2-1

Passing: UL: Plummer 18-21-0-388-5, BC: Castellanos 17-33-0-265-3

Receiving: BC: O'Keefe 5-86-1, Griffin 5-76-0, Bond 4-71-2

UL: Thrash 5-71-1, Huggins-Bruce 3-110-2, Turner 3-36-0, Coleman 2-30-0, Guerendo 2-17-0; Jordan 1-75-1, Bell 1-48-0, Kurisky 1-1-1



**Louisville 13**  
**NC State 10**

**Game 5 · Sept. 29**  
Carter Finley Stadium · 56,919

	1st	2nd	3rd	4th	F
Louisville	0	0	10	3	13
NC State	0	10	0	0	10

- 6:27 NCSU- Mimms 4-run (Narveson kick)
- 0:00 NCSU- Narveson 48-yd field goal
- 6:38 LOU - Bell 39-yd pass from Plummer (Travelstead kick)
- 1:32 LOU - Travelstead 33-yd field goal
- 5:32 LOU- Travelstead 53-yd field goal

	LOU	NCSU
FIRST DOWNS	18	9
NET YARDS RUSHING	29-20	31-89
NET YARDS PASSING	295	388
Comp.-Attempts-Int	21-35-2	13-25-2
TOTAL OFFENSE YARDS	306	201
Total Offense Plays	64	56
Fumbles: Number-Lost	1-1	1-1
Penalties: Number-Yards	10-81	10-88
PR: Number-Yards-TD	3-42-0	2-6-0
KR: Number-Yds-TD	0-0-0	1-38-0
INT: Number-Yds-TD	2-14-0	2-6-0
Fumble: Number-Yds-TD	0-0-0	0-0-0
Possession Time	31:03	28:57
Third-Down Conversions	4 of 14	3 of 15
Fourth-Down Conversions	0 of 0	2 of 2
Red-Zone Scores-Chances	1-2	1-2
Sacks By: Number-Yards	2-15	4-40

Individual Statistics

Rushing: UL: Jordan 16-32-0, Turner 1-12-0, Plummer 9--21-0; NCSU: Armstrong 17-61-0, Allen 8-22-0, Mimms 4-8-1

Passing: UL: Plummer 21-35-2-286-1, NCSU: Armstrong 13-25-2-112-0

Receiving: UL: Bell 3-85-1, Thrash 3-44-0, Kurisky 3-28-0, Coleman 2-34-0, Calloway 2-31-0, Huggins-Bruce 2-18-0, Lifson 2-12-0; NCSU: Timmons 3-71-0, Rozner 2-17-0, Allen 2-1-0, Mimms 2-0-0, Rooks 1-17-0



**#10 Notre Dame 20**  
**#25 Louisville 33**

**Game 6 · Oct. 7**  
L&N Stadium · 59,081

	1st	2nd	3rd	4th	F
Notre Dame	0	7	6	7	20
Louisville	7	0	10	16	33

- 6:05 LOU- Thrash 9-yd pass from Plummer (Travelstead kick)
- 6:58 ND- Faison 36-yd pass from Hartman (Shrader kick)
- 13:18 ND- Shrader 53-yd field goal
- 8:24 LOU- Travelstead 44-yd field goal
- 5:45 LOU- Jordan 45-yd run (Travelstead kick)
- 1:06 ND - Shrader 54-yd field goal
- 11:12 LOU- Jordan 21-yd rush (Travelstead kick)
- 7:31 LOU- Travelstead 45-yd field goal
- 5:02 LOU - Travelstead 32-yd field goal
- 3:12 LOU - Travelstead 35-yd field goal
- 1:35 ND - Evans 6-yd pass from Hartman (Shrader kick)

	ND	LOU
FIRST DOWNS	17	17
NET YARDS RUSHING	28-44	40-185
NET YARDS PASSING	254	145
Comp.-Attempts-Int	22-38-3	17-24-0
TOTAL OFFENSE YARDS	298	330
Total Offense Plays	66	64
Fumbles: Number-Lost	2-2	2-1
Penalties: Number-Yards	3-35	6-35
PR: Number-Yards-TD	0-0-0	3-21-0
KR: Number-Yds-TD	3-72	0-0
INT: Number-Yds-TD	0-0	3-38-0
Fumble: Number-Yds-TD	0-0-0	0-0-0
Possession Time	28:36	31:24
Third-Down Conversions	3 of 13	5 of 14
Fourth-Down Conversions	0 of 2	0 of 0
Red-Zone Scores-Chances	1-1	3-3
Sacks By: Number-Yards	2	5

Individual Statistics

Rushing: UL: Jordan 21-143-2, Turner 2-8-0, Guerendo 8-27-0; ND: Love 5-37-0, Estime 10-20-0, Price 1-2-0

Passing: UL: Plummer 17-24-0-145-1, ND: Hartman 22-38-3-254-1

Receiving: UL: Thrash 8-75-1, Jordan 2-9-0, Huggins-Bruce 1-19-0, Gatewood 1-18-0; ND: Evans 4-71-1, Tyree 3-24-0, Flores 3-13-0



**#14 Louisville** **21**  
**Pittsburgh** **38**

**Game 7 · Oct. 14**  
**Acrisure Stadium · 46,296**

	1st	2nd	3rd	4th	F
Louisville	7	14	0	0	21
Pittsburgh	7	7	17	7	38

- 11:39 LOU- Bell 7-yd pass from Plummer (Travelstead kick)
- 2:37 PITT- Means 46-yd pass from Veileux(TSauls kick)
- 11:43 LOU- Guerendo 1-yd run (Travelstead kick)
- 1:23 PITT- Flemister 1-yd run (Sauls kick)
- 0:25 LOU- Guerendo 5-yd run (Travelstead kick)
- 11:32 PITT- Sauls 46-yd field goal
- 3:39 PITT- Flemister 3-yd run (Sauls kick)
- 0:14 PITT- Devonshire 86-yd interception return (Sauls kick)
- 3:03 PITT- Mumpfield 31-yd pass from Veileux (Sauls kick)

	LOU	Pitt
FIRST DOWNS	28	13
NET YARDS RUSHING	33-94	33-88
NET YARDS PASSING	350	200
Comp.-Attempts-Int	29-52-2	12-26-0
TOTAL OFFENSE YARDS	444	288
Total Offense Plays	85	59
Fumbles: Number-Lost	27:175-1	1-0
Penalties: Number-Yards	5-25	8-87
PR: Number-Yards-TD	2-4-0	2-5-0
KR: Number-Yds-TD	1-12-0	2-29-0
INT: Number-Yds-TD	0-0-0	2-88-1
Fumble: Number-Yds-TD	0-0-0	0-0-0
Possession Time	33:11	26:49
Third-Down Conversions	5 of 13	3 of 13
Fourth-Down Conversions	0 of 4	2 of 2
Red-Zone Scores-Chances	2-4	2-2
Sacks By: Number-Yards	1-5	4-34

**Individual Statistics**

Rushing: UL: Turner 12-81-0, Guerendo 13-38-2, Jordan 2-8-0; PITT: Hammon 11-50-0, Flemister 13-27-2 Veileux 4-17-0

Passing: UL: Plummer 29-52-2-350-1, PITT: Veileux 12-26-0-200-2

Receiving: UL: Thrash 9-120-0, Calloway 5-90-0, Coleman 5-26-0, Bell 4-48-1, Guerendo 3-31-0; PITT: Means 4-71-1, Mumpfield 3-39-1, Johnson 2-49-0, Bartholomew 2-33-0



**#20 Duke** **0**  
**#18 Louisville** **23**

**Game 8 · Oct. 28**  
**L&N Stadium · 52,319**

	1st	2nd	3rd	4th	F
Duke	0	0	0	0	0
Louisville	14	3	6	0	23

- 7:13 LOU- Jordan 14-yard run (Travelstead kick)
- 1:01 LOU- Jordan 23-yd run (Travelstead kick)
- 0:49 LOU- Travelstead 47-yd field goal
- 7:32 LOU - Travelstead 20-yd field goal
- 3:24 LOU - Travelstead 24-yd field goal

	Duke	LOU
FIRST DOWNS	9	20
NET YARDS RUSHING	21-51	48-234
NET YARDS PASSING	151	117
Comp.-Attempts-Int	12-28-1	11-16-0
TOTAL OFFENSE YARDS	151	117
Total Offense Plays	49	64
Fumbles: Number-Lost	1-0	1-0
Penalties: Number-Yards	10-82	4-45
PR: Number-Yards-TD	1-6-0	2-4-0
KR: Number-Yds-TD	1-21-0	0-0-0
INT: Number-Yds-TD	0-0-0	1-4-1
Fumble: Number-Yds-TD	0-0-0	0-0-0
Possession Time	23:09	36:51
Third-Down Conversions	2 of 12	2 of 10
Fourth-Down Conversions	0 of 2	1 of 1
Red-Zone Scores-Chances	0-0	3-3
Sacks By: Number-Yards	2-13	4-24

**Individual Statistics**

Rushing: UL: Jordan 21-163-2, Guerendo 8-45-0; Duke: Water 5-23-0, Moore 6-15-0  
 Passing: UL: Plummer 11-16-0-117-0, Duke: Leonard 9-23-1-121-0

Receiving: UL: Thrash 7-73-0, Lifson 1-19-0, Turner 1-11-0, Coleman 1-8-0; Duke: Moore 6-92-0, Calhoun 5-56-0, Coleman 1-3-0



**Virginia Tech** **3**  
**#15 Louisville** **34**

**Game 9 · Nov. 4**  
**L&N Stadium · 49,945**

	1st	2nd	3rd	4th	F
Virginia Tech	0	3	0	0	3
Louisville	7	7	13	7	34

- 6:53 LOU- Jordan 1-yard run (Travelstead kick)
- 14:52 LOU- Guerendo 39-yd run (Travelstead kick)
- 0:00 VT- Love 44-yd field goal
- 9:38 LOU- Thompson 37-yd pass from Plumme (Travelstead kick)
- 6:58 LOU - Guerendo 12-yd rush (Travelstead miss)
- 8:16 LOU - Guerendo 36-yd rush (Travelstead kick)

	VT	LOU
FIRST DOWNS	12	17
NET YARDS RUSHING	28-68	38-231
NET YARDS PASSING	72	151
Comp.-Attempts-Int	13-23-1	12-13-0
TOTAL OFFENSE YARDS	140	382
Total Offense Plays	51	51
Fumbles: Number-Lost	1-0	0-0
Penalties: Number-Yards	6-38	6-50
PR: Number-Yards-TD	1-17-0	2-13-0
KR: Number-Yds-TD	4-79-0	1-10-0
INT: Number-Yds-TD	0-0-0	1-15-0
Fumble: Number-Yds-TD	0-0-0	0-0-0
Possession Time	27:45	32:15
Third-Down Conversions	2 of 11	2 of 8
Fourth-Down Conversions	0 of 2	1 of 1
Red-Zone Scores-Chances	0-1	1-1
Sacks By: Number-Yards	1-7	4-40

**Individual Statistics**

Rushing: UL: Jordan 14-57-1, Guerendo 11-146-3, Plummer 5-18-0, Turner 7-13-0; VT: Tuten 11-57-0, Drones 11-6-0

Passing: UL: Plummer 11-12-0-141-1, Domann 1-1-0-10-0; VT: Drones 12-21-1-69-0

Receiving: UL: Bell 3-43-0, Thompson 2-49-1, Jordan 2-4-0, Gatewood 1-18-0, Coleman 1-10-0, Kurisky 1-10-0, Calloway 1-9-0, Turner 1-8-0; VT: Felton 4-34-0, Lane 3-13-0, Tuten 3-3-0



	<b>Virginia</b>	<b>24</b>
	<b>#11 Louisville</b>	<b>31</b>

**Game 10 · Nov. 9**  
L&N Stadium · 49,945

	1st	2nd	3rd	4th	F
Virginia	0	0	21	3	24
Louisville	7	7	0	17	31

6:42	LOU- Gatewood 4-yd pass from Plummer (Travelstead kick)
3:04	LOU- Calloway 0-yd blocked punt return (Travelstead kick)
4:15	Griese 1-yd rn (Bettridge kick)
4:05	Robinson 28-yd interception return (Bettridge kick)
0:49	Washington 42-yd pass from Colandrea (Bettridge kick)
11:15	Travelstead 35-yd field goal
7:54	Bettridge 38-yd field goal
6:20	Huggins-Bruce 52-yd pass from Plummer (Travelstead kick)
3:24	Guerendo 73-yd run (Travelstead kick)

	UVA	LOU
FIRST DOWNS	21	19
NET YARDS RUSHING	36-120	31-180
NET YARDS PASSING	314	243
Comp.-Attempts-Int	20-32-1	19-28-1
TOTAL OFFENSE YARDS	434	423
Total Offense Plays	68	59
Fumbles: Number-Lost	2-1	1-0
Penalties: Number-Yards	13-100	7-60
PR: Number-Yards-TD	0-0-0	4-21-0
KR: Number-Yds-TD	1-19-0	2-37-0
INT: Number-Yds-TD	1-28-1	1-0-0
Fumble: Number-Yds-TD	0-0-0	0-0-0
Possession Time	30:08	29:52
Third-Down Conversions	4 of 15	4 of 11
Fourth-Down Conversions	2 of 3	0 of 1
Red-Zone Scores-Chances	2-3	2-3
Sacks By: Number-Yards	2-9	4-20

**Individual Statistics**

Rushing: UL: Jordan 17-95-0, Guerendo 6-94-1, Conley 1-3-0; ; UVA: Colandrea 14-89-0, Pace 10-22-0, Hollins 5-16-0  
 Passing: UL: Plummer 19-28-1-243-2; ; UVA: Colandrea 20-31-1-314-1

Receiving: UL: Bell 4-35-0, Thrash 3-22-0, Thompson 2-27-0, Calloway 2-27-0, Jordan 2-15-0, Huggins-Bruce 1-52-0, Guerendo 1-21-0, Martin 1-19-0, Coleman 1-17-0; ; UVA: Washington 9-155-1  
 Fields 4-85-0, Jones 2-23-0, Wood 2-18-0. Pace 1-28-0

	<b>#9 Louisville</b>	<b>38</b>
	<b>Miami</b>	<b>31</b>

**Game 11 · Nov. 18**  
Hard Rock Stadium · 44,996

	1st	2nd	3rd	4th	F
Louisville	14	6	3	15	38
Miami	14	7	7	3	31

8:02	LOU- Kurisky 2-yd pass from Plummer (Travelstead kick)
6:06	UM- Fletcher 21-yd run (Borregales kick)
3:17	UM- Restrepo 15-yd pass from Van Dyke (Borregales kick)
0:18	LOU- Guerendo 12-yd run (Travelstead kick)
7:42	UM- Smith 34-yd run (Borregales kick)
0:08	LOU- Sylvester 1-yd pass from Plummer (kick blocked)
11:28	LOU- Lopez 40-yd field goal
5:48	UM- Fletcher 1-yd run (Borregales kick)
11:02	LOU- Conley 5-yd rush (Lopez kick)
5:34	UM- Borregales 51-yd field goal
4:17	LOU- Coleman 58-yd pass from Plummer (Lopez kick)

	LOU	MIA
FIRST DOWNS	26	21
NET YARDS RUSHING	34-162	26-159
NET YARDS PASSING	308	327
Comp.-Attempts-Int	24-37-1	24-39-0
TOTAL OFFENSE YARDS	470	486
Total Offense Plays	71	65
Fumbles: Number-Lost	0-0	0-0
Penalties: Number-Yards	4-50	5-50
PR: Number-Yards-TD	2-6-0	1-5-0
KR: Number-Yds-TD	2-70-0	3-57-0
INT: Number-Yds-TD	0-0-0	1-0-0
Fumble: Number-Yds-TD	0-0-0	0-0-0
Possession Time	30:21	29:39
Third-Down Conversions	5 of 12	6 of 14
Fourth-Down Conversions	1 of 1	1 of 2
Red-Zone Scores-Chances	4-5	2-3
Sacks By: Number-Yards	1-10	0-0

**Individual Statistics**

Rushing: UL: Jordan 9-3-0, Guerendo 15-93-1, Turner 3-14-0, Plummer 5-11-0, Conley 1-5-1; ; MIA: Fletcher 17-126-2; Smith 2-34-1

Passing: UL: Plummer 24-37-1-308-3; ; MIA: Van Dyke 24-39-0-327-1

Receiving: UL: Kurisky 5-50-1, Bell 4-58-0, Gatewood 3-51-0, Coleman 2-58-1, Huggins-Bruce 2-22-0, Calloway 2-19-0, Turner 1-13-0, Lifson 1-11-0, Guerendo 1-11-0, Thrash 1-7-0, Jordan 1-7-0, Sylvester 1-1-1; ; MIA: Restrepo 8-193-1, Young 6-30-0, George 3-55-0, Smith 3-17-0, Parrish 2-4-0, Fletcher 1-25-0

	<b>Kentucky</b>	<b>38</b>
	<b>Louisville</b>	<b>31</b>

**Game 12 · Nov. 25**  
L&N Stadium · 59,225

	1st	2nd	3rd	4th	F
Kentucky	0	7	14	17	38
Louisville	7	3	14	7	31

3:40	LOU- Jordan 1-yd rush (Lopez kick)
8:07	UK- Key 9-yd pass from Leary (Raynor kick)
4:25	LOU- Travelstead 46-yd field goal
5:50	LOU- Jordan 1-yd run (Lopez kick)
5:38	UK - Brown 100-yd kickoff return (Raynor kick)
2:48	LOU - Gatewood 11-yd pass from Plummer (Lopez kick)
1:49	UK - Davis 20-yd pass from Leary (Raynor kick)
2:33	LOU- Huggins-Bruce 21-yd pass from Plummer (Lopez lkick)
1:02	UK - Davis 37-yd run (Raynor kick)

	UK	LOU
FIRST DOWNS	16	23
NET YARDS RUSHING	25-83	43-161
NET YARDS PASSING	206	242
Comp.-Attempts-Int	12-22-1	24-33-1
TOTAL OFFENSE YARDS	289	403
Total Offense Plays	47	76
Fumbles: Number-Lost	0-0	2-2
Penalties: Number-Yards	0-0	3-40
PR: Number-Yards-TD	0-0-0	0-0-0
KR: Number-Yds-TD	4-180-1	6-137-0
INT: Number-Yds-TD	1-0-0	1-18-0
Fumble: Number-Yds-TD	0-0-0	0-0-0
Possession Time	23:28	36:22
Third-Down Conversions	3 of 9	9 of 17
Fourth-Down Conversions	1 of 1	3 of 4
Red-Zone Scores-Chances	1-1	3-4
Sacks By: Number-Yards	2-13	2-19

**Individual Statistics**

Rushing: UL: Jordan 17-67-2, Guerendo 13-54-0, Coleman 2-21-0, Plummer 11-19-0; ; UK: Davis 14-76-1, Brown 2-22-0

Passing: UL: Plummer 24-33-1-243-2; ; UK: Leary 12-22-1-206-3

Receiving: UL: Thrash 6-60-0, Guerendo 3-27-0, Jordan 3-25-0, Kurisky 3-25-0, Gatewood 2-25-1, Huggins-Bruce 2-24-1, Bell 2-16-0, Coleman 1-29-0, Thompson 1-10-0; ; UK: Davis 4-51-2, Brown 2-48-0, Key 2-25-1, Cummings 1-55-0, Anderson 1-11-0, Bates 1-10-0



	<b>Louisville</b>	<b>6</b>
	<b>Florida State</b>	<b>16</b>

**Game 13 - Dec. 2**  
**Bank of America Stadium - 62,314**

	1st	2nd	3rd	4th	F
Louisville	0	0	3	3	6
Florida State	0	3	7	6	16

- 10:32 FSU- Fitzgerald 45-yd field goal

---

- 7:02 LOU- Travelstead 36-yd field goal

---

- 6:20 FSU- Toafili 2-yd rush (Fitzgerald kick)

---

- 13:36 LOU- Travelstead 33-yd field goal

---

- 3:13 FSU- Fitzgerald 33-yd field goal

---

- 2:29 FSU- Fitzgerald 40-yd field goal

	LOU	FSU
FIRST DOWNS	10	12
NET YARDS RUSHING	34-77	44-164
NET YARDS PASSING	111	55
Comp.-Attempts-Int	14-36-1	8-21-0
TOTAL OFFENSE YARDS	188	219
Total Offense Plays	70	65
Fumbles: Number-Lost	1-0	1-0
Penalties: Number-Yards	5-48	3-20
PR: Number-Yards-TD	1-0-0	0-0-0
KR: Number-Yds-TD	1-16-0	0-0-0
INT: Number-Yds-TD	0-0-0	1-0-0
Fumble: Number-Yds-TD	0-0-0	0-0-0
Possession Time	28:32	31:28
Third-Down Conversions	3 of 18	2 of 16
Fourth-Down Conversions	1 of 1	3 of 4
Red-Zone Scores-Chances	2-3	3-5
Sacks By: Number-Yards	4-25	7-59

**Individual Statistics**

Rushing: UL: Jordan 14-52-0, Guerendo 4-10-0, Turner 2-41-0, Plummer 13-(-32)-0; FSU: Toafili 10-118-1, Benson 18-67-0

Passing: UL: Plummer 14-36-1-111-0, ; FSU: Glenn 8-21-0-55-0

Receiving: UL: Thrash 7-57-0, Jordan 3-21-0, Coleman 1-15-0, Martin 1-8-0, Bell 1-5-0, Kurisky 1-5-0; FSU: Coleman 4-19-0, Wilson 2-21-0, Benson 2-15-0



<b>RUSHING</b>	<b>Louisville</b>	<b>Opponent</b>
Had 400 or more yards:	403, Kentucky, 2023	362, Kentucky, 2021
Had 200-299 yards:	231, Virginia Tech, 2023	248, Clemson, 2022
Had 51-100 yards:	77, Florida State, 2023	58, Indiana, 2023
Had 1-50 yards:	20, NC State, 2023	6, Virginia, 2022
Had fewer than 0 yards:	-1, Pittsburgh, 2015	-14, Boston College, 2015
Had 70 or more rush attempts:	71, Wichita State, 1977	73, Army, 1991
Had 60-69 rush attempts:	66, Northern Illinois, 1996	61, Boston College, 2018
Had 50-59 rush attempts:	51, Kentucky, 2019	55, Air Force, 2021
Had seven or more rush touchdowns:	7, Florida State, 2016	7, Kentucky, 2021
Had six rush touchdowns:	6, Murray State, 2023	6, Kentucky, 2019
Had five rush touchdowns:	5, Syracuse, 2017	5, Virginia Tech, 2020
Had four rush touchdowns:	4, Virginia Tech, 2023	4, Ole Miss, 2021

<b>PASSING</b>	<b>Louisville</b>	<b>Opponent</b>
Had 500 or more yards:	555, Syracuse, 2007	571, Kentucky, 1998
Had 400-499 yards:	428, Boston College, 2019	487, Virginia, 2021
Had 300-399 yards:	308, Miami, 2023	327, Miami, 2023
Had 200-299 yards:	242, Kentucky, 2023	299, Indiana, 2023
Had fewer than 75 yards:	26, Tulsa, 1991	55, Florida State, 2023
Had 50 or more pass attempts:	52, Pittsburgh, 2023	50, Duke, 2021
Had 40-49 pass attempts:	40, Florida State, 2021	41, Boston College, 2023
Had 30-39 pass attempts:	33, Kentucky, 2023	39, Miami, 2023
Had 20 or fewer pass attempts:	20, James Madison, 2022	15, Cincinnati, 2022
Had 30 or more pass completions:	30, Wake Forest, 2018	33, Duke, 2021
Had 20-29 pass completions:	24, Kentucky, 2023	24, Miami, 2023
Had fewer than 10 pass completions:	9, Boston College, 2021	7, Cincinnati, 2022
Had six or more passing touchdowns:	8, Charlotte, 2016	6, Miami, 2019
Had five passing touchdowns:	5, Boston College, 2023	5, Wake Forest, 2019
Had four passing touchdowns:	4, Syracuse, 2021	4, Florida State, 2022
Had three passing touchdowns:	3, Miami, 2023	3, Boston College, 2023
Had zero passing touchdowns:	0, Florida State, 2023	0, James Madison, 2022
Had seven passes intercepted:	7, Tennessee St., 1984	Never
Had six passes intercepted:	6, Florida State, 1991	6, Army, 1983
Had five passes intercepted:	5, SMU, 1984	5, Houston, 2000
Had four passes intercepted:	4, Mississippi State, 2017	4, Wake Forest, 2022
Had three passes intercepted:	3, Virginia Tech, 2020	3, Purdue, 2017
Did not throw an interception:	0, Duke, 2023	0, Florida State, 2023
Completed passes to 10 or more players:	12, Miami, 2023	9, Georgia Tech, 2023
Completed passes to nine players:	9, Boston College, 2022	9, Boston College, 2023
Completed passes to eight players:	8, Boston College, 2023	8, Indiana, 2023
Completed passes to 10 or more players:	12, Murray State, 2023	

<b>TOTAL OFFENSE</b>	<b>Louisville</b>	<b>Opponent</b>
Had 700 or more yards:	727, Syracuse, 2017	801, Kentucky, 1998
Had 600-699 yards:	690, Murray State, 2023	668, Wake Forest, 2019
Had 500-599 yards:	582, Boston College, 2023	511, Kentucky, 2021
Had 400-499 yards:	470, Miami, 2023	486, Miami, 2023
Had fewer than 100 yards:	13, Arizona State, 1992	80, Murray State, 2017
Ran 85 or more plays:	85, Miami, 2020	90, Wake Forest, 2022
Ran 55 or fewer plays:	51, Virginia Tech, 2023	51, Virginia Tech, 2023

<b>SCORING</b>	<b>Louisville</b>	<b>Opponent</b>
Scored 80 or more points:	100, Washington (Tenn.), 1913	105, Murray State, 1932
Scored 70-79 points:	70, Charlotte, 2016	77, Clemson, 2018
Scored 60-69 points:	62, Duke, 2021	66, Georgia Tech, 2018
Scored 50-59 points:	56, Boston College, 2023	52, Kentucky, 2021
Scored 40-49 points:	48, Wake Forest, 2022	43, Ole Miss, 2021
Scored 30-39 points:	38, Miami, 2023	31, Miami, 2023
Scored 0 points:	0, Florida State, 2000	0, Syracuse, 2020
Won by 45 points or more:	56, Murray State, 2023	46, Kentucky, 2018
Won by 30-44 points:	31, Virginia Tech, 2022	34, Georgia Tech, 2023
Won by 20-29 points:	23, Duke, 2023	24, Syracuse, 2022
Scored on first drive of game:	Virginia Tech, 2023	Clemson, 2022
Recorded a safety:	Syracuse, 2014	Florida State, 2020
Recorded two or more safeties:	Syracuse, 2014	Florida State, 1979
Scored on a blocked field goal:	West Virginia, 2011	Never
Scored on first offensive play of game:	Virginia, 2021	Western Kentucky, 2020

<b>TURNOVERS</b>	<b>Louisville</b>	<b>Opponent</b>
Lost eight or more turnovers:	9, Southern Miss, 1982	8, Wake Forest, 2022
Lost seven turnovers:	South Florida, 2007	NC State, 1994
Lost six turnovers:	Southern Miss, 1996	Houston, 2000
Lost five turnovers:	West Virginia, 2008	Clemson, 2016
Lost four turnovers:	Cincinnati, 2022	Pitt, 2022



Lost four or more fumbles:	4, Southern Miss, 2002	4, Wake Forest, 2022
Threw four or more interceptions:	4, Mississippi State, 2017	4, Wake Forest, 2022
Did not commit a turnover:	Virginia Tech, 2023	Florida State, 2023
Lost a game and did not commit a turnover:	Air Force, 2021	James Madison, 2022
Two turnovers returned for TD:	Wake Forest, 2022	Kentucky, 2014
Two interceptions returned for TD:	Wake Forest, 2022	East Carolina, 1997
Two fumbles returned for TD:	Tennessee Tech, 2008	Kentucky, 2008

**DEFENSE**

	<b>Louisville</b>	<b>Opponent</b>
Recorded 10 or more sacks:	10, Grambling, 2000	11, Houston, 2016
Recorded nine sacks:	Rutgers, 2010	TCU, 2001
Recorded eight sacks:	Wake Forest, 2022	LSU, 2006
Recorded seven sacks:	Cincinnati, 2022	Florida State, 2023
Recorded six sacks:	Florida State, 2021	Kentucky, 2019
Recorded five sacks:	Notre Dame, 2023	Clemson, 2019
Recorded 10 or more TFL:	10, Cincinnati, 2022	14, Florida State, 2023
Broke up 10 or more passes:	12, Florida State, 2020	10, Wake Forest, 2017

**SPECIAL TEAMS**

	<b>Louisville</b>	<b>Opponent</b>
Returned a punt for TD:	Eastern Kentucky, 2021	Clemson, 2014
Returned a blocked punt for TD:	Connecticut, 2013	Boston College, 2018
Blocked punt for a safety:	Texas Christian, 2002	Rutgers, 2005
Returned a kickoff for TD:	NC State, 2022	Alabama, 2018
Blocked a punt:	Wake Forest, 2018	Duke, 2021
Punted 10 or more times:	10, Boston College, 2018	11, Indiana State, 2018
Did not record a punt:	Kentucky, 2017	Kentucky, 2018
Blocked a field goal:	Western Kentucky, 2018	Syracuse, 2018
Blocked a PAT:	Georgia Tech, 2020	Miami 2023
Recovered an onside kick:	Miami, 2020	Virginia, 2019
Made five or more field goals:	Never	5, Tulane, 1997
Made four field goals:	4, Notre Dame, 2023	Kentucky, 2022
Scored via offense, defense & special teams:	Connecticut, 2013	Alabama, 2018

**MISCELLANEOUS**

	<b>Louisville</b>	<b>Opponent</b>
Had 30 or more first downs:	31, Wake Forest, 2018	31, Ole Miss, 2021
Had 10 or fewer first downs:	10, Florida State, 2023	9, Duke, 2023
Had 20 or more penalties:	Never	Never
Had 15-19 penalties:	17, Syracuse, 2018	18, Syracuse, 2022
Had 100 or more penalty yards:	121, Miami, 2019	20, Georgia Tech/Indiana, 2023
Had fewer than 25 penalty yards:	20, Cincinnati, 2022	15, Wake Forest, 2022
Had zero penalties:	Wake Forest, 2017	Pittsburgh, 2011
Had 35+ minutes of possession:	35:52, Ole Miss, 2021	35:26, Air Force, 2021
Scoring drive of 15 or more plays:	15, Kentucky, 2023	17 (FG), Air Force, 2021
Scoring drive of 99 yards:	Kentucky, 2017	NC sState, 2018

**INDIVIDUAL**

**RUSHING**

Rushed 30 or more times:	31, Maurice Turner vs. Cincinnati, 2022
Rushed for 300 or more yards:	Never
Rushed for 200-299 yards:	224, Malik Cunningham at Duke, 2021
Rushed for 150-199 yards:	163, Jawhar Jordan vs. Duke, 2023
QB rushed for 100 or more yards:	113, Malik Cunningham vs. USF, 2022
QB rushed for a TD of 50 or more yards:	72, Malik Cunningham at Duke, 2021
Had four or more rushing touchdowns:	4, Lamar Jackson vs. Florida State, 2016
Had three rushing touchdowns:	Isaac Guerendo vs. Virginia Tech, 2023
Had a run of 80 or more yards:	90, Javian Hawkins vs. Virginia Tech, 2020
Had a run of 70-79 yards:	73, Isaac Guerendo vs. Virginia, 2023
Had two or more players with 100+ rush yards:	Maurice Turner (160) and Jawhar Jordan (115) vs. Cincinnati, 2022
Had two players with 150+ rush yards:	Lamar Jackson (199) and Brandon Radcliff (156) at Syracuse, 2016

**PASSING**

Passed for 400 or more yards:	417, Lamar Jackson at Marshall, 2016
Passed for 300-399 yards:	308, Jack Plummer vs. Miami, 2023
Attempted 45 or more passes:	52, Jack Plummer vs. Pittsburgh, 2023
Completed 40 or more passes:	45, Brian Brohm vs. Syracuse, 2007
Completed 30-39 passes:	30, Jawon Pass vs. Wake Forest, 2018
Threw five or more touchdown passes:	5, Jack Plummer vs. Boston College, 2023
Threw four touchdown passes:	4, Malik Cunningham vs. Syracuse, 2021
Threw five or more interceptions:	6, Erik Watts vs. Florida State, 1991
Threw four interceptions:	Lamar Jackson vs. Mississippi State, 2017
Completed a pass of 75 or more yards:	75, Jack Plummer vs. Boston College, 2023
Completed a pass to 10 or more receivers:	12, Jack Plummer vs. Miami, 2021

**RECEIVING**

Caught 15 or more passes:	15, Arnold Jackson at Cincinnati, 1999
---------------------------	--



Had 200 or more receiving yards:	214, DeVante Parker vs. Florida State, 2014
Caught three touchdowns:	3, Tutu Atwell vs. Western Kentucky, 2019
Had two players with 100+ yards receiving:	Dez Fitzpatrick (110) and Braden Smith (110) vs. Western Kentucky, 2020
Had three players with 100+ yards receiving:	Tutu Atwell (110), Seth Dawkins (170), and Dez Fitzpatrick (100) vs. Mississippi State, 2019

**TOTAL OFFENSE**

Had 500 or more yards:	527, Malik Cunningham at Duke, 2021
Had 400-499 yards:	427, Malik Cunningham at Boston College, 2020
QB had 100 yards or more passing AND rushing:	Malik Cunningham vs. USF, 2022

## DEFENSE

Intercepted three or more passes:	3, Gerod Holliman at Boston College, 2014
Intercepted two passes:	2, Devin Neal vs. Notre Dame, 2023
Recovered two or more fumbles:	2, Chucky Williams at Clemson, 2016
Forced two or more fumbles:	2, Yasir Abdullah at Clemson, 2022
Recorded four or more sacks:	4, Rodney Gnat vs. Eastern Kentucky, 2010
Recorded three sacks:	Ashton Gillotte vs. Boston College, 2023
Recorded 15 or more tackles:	15, Qwynnterio Cole vs. Kentucky, 2021
Returned an interception for a touchdown:	Quincy Riley & Kei'Trel Clark vs. Wake Forest, 2022
Returned a fumble for a touchdown:	Kei'Trel Clark vs. Pitt, 2022
Recorded 4.5 or more tackles for loss in a game:	4.5, Devonte' Fields at Kentucky, 2015

**SPECIAL TEAMS**

Scored 13 or more points kicking:	16, Brock Travelstead vs. Georgia Tech, 2023
Made four or more field goals:	4, Brock Travelstead vs. Notre Dame 2023
Made two field goals of 50 or more yards:	Never
Made a field goal of 60 or more yards:	Never
Had a punt of 70 or more yards:	73, Mark Vassett at Florida State, 2021
Had a punt of 60-69 yards:	68, Mark Vassett at Clemson, 2022
Punted nine or more times:	9, Mason King at Boston College, 2018
Had 100 or more kick return yards:	111, Jawhar Jordan at Syracuse, 2022
Had a kickoff return for a TD:	Jawhar Jordan vs. NC State, 2022
Had 100 or more punt return yards:	130, Jaire Alexander vs. Florida State, 2016
Had a punt return for a TD:	Braden Smith vs. Eastern Kentucky, 2021
Blocked a punt:	Yasir Abdullah vs. Wake Forest, 2018
Blocked a field goal:	Jared Goldwire vs. Western Kentucky, 2018
Returned a blocked field goal for touchdown:	Andrew Johnson at West Virginia, 2011
Blocked a PAT:	Jared Goldwire at Georgia Tech, 2020



**24 Jaylin ALDERMAN**  
**LB | R-So. | Valdosta, Ga. | Valdosta**

**2023:** Started all 13 games at linebacker ... totaled 58 tackles and 7.0 tackles for loss ... registered 1.5 sacks ... recorded five tackles in a loss at Pitt ... recorded three tackles in a win over No. 10 Notre Dame and four in a road win at NC State ... credited with a career high eight tackles in a 56-28 win over Boston College ... recorded four stops in wins over Indiana and Murray State ... recorded five tackles in wins over Virginia Tech and Virginia ... Contributed six tackles in the road-win versus Miami ... Recorded six total tackles, 1.5 for a loss of six yards, and a pass breakup in the ACC Championship game versus Florida State.

**2022:** Didn't see game action.

2021: Appeared in 12 games ... intercepted a pass and returned it 66 yards for the game-winning touchdown in a 42-35 win over UCF ... made his first start of his career in a win at Florida State ... recorded two tackles versus Florida State, Wake Forest and Boston College.

**High School:** Rated as a three-star prospect by 247Sports, Rivals and ESPN ... ESPN ranks him as the No. 33 player at his position ... rated as the No. 1283 prospect by 247Sports Composite ... slotted as the No. 57 inside linebacker and the No. 117 player in Georgia ... ranked as the No. 65 inside linebacker and the No. 120 prospect in Georgia by 247Sports ... played outside linebacker and wide receiver for Rush Propst at Valdosta High ... committed to Louisville on 7/13/20 ... selected as the Defensive Player of the Game in a 28-25 win over Warner Robins on Sept. 4 after recording 14 tackles, including seven solo tackles, and two sacks in the victory ... totaled 14 tackles and one sack in a 24-10 loss to Colquitt County. Both teams were ranked in the MaxPreps top 35. chosen as a Class 6-A first team all-state selection ... named Valdosta's Defensive MVP ... named the top linebacker at the MVP Camps ... named Valdosta Defensive MVP and Class 1-AAAAAA first-team All-State as a junior ... earned all-region accolades and led his team in tackles, plus had five pass breakups, two forced fumbles, and one interception ... chose Louisville over offers from Appalachian State, East Carolina, FIU, Charlotte, Akron, Cincinnati and Middle Tennessee.

**Personal:** Born 1/3/03 ... Parents are Laneshia Williams and Rickey Alderman ... sports administration major.

**Career Statistics**

Year	G-S	U-A-T	TFL	S	PBU	Int
2023	13-13	28-30-58	7-24	1.5-9	2	0-0
2022	0-0	0-0-0	0-0	0-0	0	0-0
2021	13-3	11-6-17	0.5-1	0-0	0	1-66
<b>Totals</b>	<b>25-15</b>	<b>37-32-69</b>	<b>6-19</b>	<b>1-9</b>	<b>1</b>	<b>1-66</b>

**Alderman's Career Highs**

Tackles	8 vs. Boston College, 2023
---------	----------------------------

Sacks	1 vs. Boston College, 2023
Tackles for Loss	1.5 vs. NC State, 2023, vs. Florida St. 2023
Interceptions	1 vs. UCF, 2021

**O Chris BELL**  
**WR| So. | 6-2 | 225 | Yazoo City, Miss. | Greenville Christian**

**2023:** Played in 13 games ... caught career high 26 passes for 386 yards and a pair of touchdowns ... had three games of four receptions ... scored the first touchdown of the game against Pitt – a seven-yard touchdown pass from Jack Plummer ... grabbed a career high four receptions for 48 yards in the loss to the Panthers ... caught three passes for career best 85 yards versus NC State ... scored the team's only touchdown in the 13-10 win over the Wolfpack... opened the season with two receptions for 40 yards against Georgia Tech ... caught three passes for 43 yards against Virginia Tech ... Had four receptions each in wins over Virginia and Miami.

**2022:** Earned All-ACC Academic accolades ... recorded six catches for 96 yards ... saw his first career action in the win over USF ... caught a 26-yard pass in the win versus USF ... recorded an 18-yard reception versus Boston College ... caught a career long 29-yard pass versus Pittsburgh ... recorded a career best two catches for seven yards against Wake Forest ... had a 14-yard catch against James Madison.

**High School:** Played for Jon Reed McLendon at Greenville Christian School ... three-start prospect by 247Sports ... listed as the 22nd-best receiver in Mississippi and the 114th-best wide receiver ... transferred from Yazoo City (Miss.) over to Greenville Christian (Miss.) ... helped his team win the 3A MAIS state title ... had touchdown receptions of 65 and 71 yards during his senior season ... caught three passes for 52 yards and a touchdown in the state championship game ... totaled over 1,000 yards of total offense ... ran track for Greenville Christian and recorded a 22.5 in the 200-meter dash ... chose Louisville over Mississippi State, Mississippi, Maryland, Southern Mississippi, Baylor and Florida State.

**Personal:** Born 6/7/04 ... Son of Christopher Bell, Sr.

**2023**

Opponent	No.	Yds	TD	LG
Georgia Tech	2	40	0	33
Murray State	1	2	0	2
Indiana	0	0	0	0
Boston College	1	48	0	48
NC State	3	85	1	39
Notre Dame	0	0	0	0
Pitt	4	48	1	22
Duke	1	6	0	6
Virginia Tech	3	43	0	18
Virginia	4	35	0	13
Miami	4	58	0	22
Kentucky	2	16	0	15
Florida St.	1	5	0	5

**2022**

Opponent	No.	Yds	TD	LG
Syracuse	0	0	0	0
UCF	-	-	-	-



Florida State	-	-	-	-
USF	1	26	0	26
Boston College	1	18	0	18
Virginia	-	-	-	-
Pitt	1	29	0	29
Wake Forest	2	7	0	9
James Madison	1	14	0	14
Clemson	0	0	0	0
NC State	0	0	0	0
Kentucky	0	0	0	0
Cincinnati	1	11	11	0

**Career Statistics**

Year	G-S	No.	Yds	TD	Avg.	LG
2023	13-10	26	386	2	14.8	48
2022	9-1	7	105	0	15.0	29
<b>Totals</b>	<b>22-11</b>	<b>33</b>	<b>491</b>	<b>2</b>	<b>14.9</b>	<b>48</b>

**Bell's Career Highs**

Receptions	4 vs. Pitt, 2023, vs Virginia 2023, at Miami (FL) 2023
Receiving Yards	85 vs. NC State, 2023
Touchdowns	1 vs. NC State, Pittsburgh, 2023
Longest Reception	48 vs. Boston College, 2023

**22 Keith BROWN**

**LB| Jr. | 6-1 | 235 | Lebanon, Ore. | Lebanon | Oregon**

**2023:** Appeared on three games ... recorded one tackle.

**Previous School:** Played at Oregon for two years ... as a sophomore, played in 12 of Oregon's 13 games ... started in the SDCCU Holiday Bowl to close the season ... ended the season with 21 total tackles (12 solo) while adding first career sack ... played 204 total snaps on defense and 31 on special teams ... earned a solid 72.8 run-defense grade from Pro Football Focus ... impressed in lone start of the season in the Holiday Bowl, setting a new career-high with seven total tackles (four solo) and registering a QB hurry ... played in seven games for the Ducks as a true freshman, making two starts at linebacker ... finished with 15 total tackles, including six solo ... played 116 total snaps ... made his first career start at No. 3 Ohio State and recorded two solo tackles in Oregon's historic upset win at Ohio Stadium.

**High School:** A consensus four-star recruit and a top 250 player nationally by Rivals (No. 81), 247Sports (No. 103), the 247 composite (No. 109) and ESPN (No. 241) ... no. 1 ranked player from Oregon by each recruiting service ... consensus top-10 inside linebacker nationally with a No. 4 ranking from Rivals, No. 4 in the 247 composite, No. 6 from 247Sports and No. 7 from ESPN ... named to the PrepStar Top 150 Dream Team and a five-star recruit as the magazine's No. 45 player overall ... selected as an All-American by both Adidas and Sports Illustrated ... selected to play in the 2021 All-American Bowl and the 2021 Polynesian Bowl ... as a junior, named second-team all-state at linebacker ... a two-time first-team all-league player on both sides of the ball (linebacker and running back) ... a four-year letterwinner and team captain in 2019 ... finished junior season with 63 tackles, a forced fumble and two fumble recoveries on defense, while rushing for 904 yards on 88 carries (10.3 ypc) with 14 touchdowns ... as a sophomore, tallied 57 tackles with an interception and a forced fumble ... on offense rushed for 647 yards on 42 carries (15.4

ypc) with nine TDs ... Combined for six letters in wrestling and track and field ... Also recruited by Arizona, California, Louisiana, Michigan, Oregon State, Tennessee, UCLA, USC, Utah, Utah State, Washington and Washington State.

Personal: Plans to major in sociology at Louisville.

**Career Statistics**

Year	G-S	U-A-T	TFL	S	INT	PBU
2021	7-2	6-9-15	0-0	0-0	0-0	0
2022	12-1	12-9-21	1-9	1-9	0-0	0
2023	3-0	0-1-1	0-0	0-0	0-0	0
Totals	22-3	18-19-37	1-9	1-9	0-0	0

**Brown's Career Highs**

Tackles	7 vs. North Carolina, 2022
Sacks	1 vs. Eastern Washington, 2022
Tackles for Loss	1 vs. Eastern Washington, 2022

**2 Jarvis BROWNLEE**

**CB| Jr. | 6-0 | 190| Miami Gardens, Fla. | Carol City | FSU**

**2023:** Played in 10 games, making eight starts ... recorded 28 tackles and 1.0 tackles for loss ... tallied one interception ... totaled five tackles in the loss to Florida State ... missed three games with a foot injury ... has recovered a fumble ... credited with four tackles and a pass break-up in a 21-14 win over Indiana ... notched a season best five tackles against Boston College ... totaled a pair of stops and 1.0 tackle for loss in a win at NC State ... equaled his season high with five tackles and recovered a key fumble in the win over Notre Dame ... missed three games with a foot injury ... recorded three tackles and had a critical fourth-quarter interception in the loss to Kentucky ... Contributed five tackles and one pass breakup versus Florida St. in the ACC Championship game.

**2022:** Started all 13 games at cornerback ... finished third on the team with 66 tackles ... ended the year tied for second on the team with two interceptions ... recorded eight tackles and 1.5 tackles for loss against Kentucky ... had 11 tackles and four pass breakups in the win against NC State ... totaled eight tackles, 1.0 tackle for loss, and one pass breakup against Clemson ... recorded three pass breakups and three tackles in the win against JMU ... had six tackles and one pass breakup in the win versus Wake Forest ... had three tackles in the win against Pitt ... totaled six tackles, one interception, and one pass breakup in the win versus Virginia ... recorded two tackles against Boston College ... totaled two tackles in the win versus USF ... recorded three tackles versus Florida State ... caught one interception ... had three tackles and one pass breakup in the win against UCF ... totaled seven tackles in the season opener against Syracuse.

**Previous School:** Appeared in all 12 games with 11 starts at Florida State ... recorded 51 tackles, including 2.0 for loss, two interceptions, three pass breakups and one forced fumble ... registered career-high 10 tackles vs. Miami ... recorded three solo tackles, one interception and one pass breakup vs. UMass ... returned interception 70 yards for touchdown ... made six tackles, including 0.5 for loss, in season opener vs. No. 9 Notre Dame ... played eight games with four starts and recorded 26 tackles in 2020, including 2.0 for loss with 1.0 sack,



one interception and one pass breakup ... co-Devaughn Darling Defense Freshman of the Year ... Seminole Scholar ... had career-high eight tackles, including six solo and 1.0 for loss, vs. Pitt ... made season debut at No. 12 Miami and had three tackles ... grabbed first collegiate interception and made two tackles at North Carolina State ... registered four tackles in 56-35 win vs. Duke ... appeared in four games and made one tackle in 2019 ... ACC Honor Roll ... recorded solo stop at No. 2 Clemson ... also saw action at No. 25 Virginia, vs. Louisville and vs. North Carolina State ... redshirted 2019 season ... rated as four-star prospect by Rivals, and three-star by 247Sports and ESPN ... ranked as nation's 44th-best cornerback and No. 50 overall prospect in Florida by Rivals ... physical cornerback with massive wingspan ... competed in Adidas 7-on-7 National Championship in the spring prior to his senior season, recording an interception ... as a senior was part of defense that recorded five shutouts and allowed average of 9.8 points per game while leading Miami Carol City to 9-3 record and Regional Semifinal round of FHSAA 6A state playoffs ... recorded longest interception return in Traz-Powell Stadium history as a senior, going back 108 yards for a touchdown . Personal: Born 7/13/01 ... son of Erica Taylor ... sports administration major.

**2023**

Opponent	S-A-T	TFL	Sack	Misc.
Georgia Tech	1-0-1	0-0	0-0	-
Murray State	1-0-1	0-0	0-0	-
Indiana	3-1-4	0-0	0-0	PBU
Boston College	4-1-5	0-0	0-0	2 PBU
NC State	1-1-2	1-4	0-0	-
Notre Dame	3-2-5	0-0	0-0	FR
Pitt	0-2-2	0-0	0-0	-
Duke	0-1-1	0-0	0-0	-
Virginia Tech	-	-	-	-
Virginia	-	-	-	-
Miami	-	-	-	-
Kentucky	1-1-2	0-0	0-0	INT
Florida St.	0-5-5	0-0	0-0	PBU

**2022**

Opponent	S-A-T	TFL	Sack	Misc.
Syracuse	5-2-7	0-0	0-0	-
UCF	2-1-3	0-0	1-1	PBU
Florida State	3-0-3	0-0	0-0	QBH
USF	1-1-2	0-0	0-0	-
Boston College	2-0-2	0-0	0-0	-
Virginia	5-1-6	0-0	1-4	PBU
Pitt	3-0-3	0-0	0-0	-
Wake Forest	4-2-6	0-0	0-0	PBU
James Madison	1-2-3	0-0	0-0	3 PBU
Clemson	7-1-8	1-2	0-0	PBU
NC State	9-2-11	0-0	0-0	4 PBU
Kentucky	6-2-8	1.5-3	0-0	QBH
Cincinnati	3-1-4	0-0	0-0	PBU

**2021\***

Opponent	S-A-T	TFL	Sack	Misc.
Notre Dame	4-2-6	0.5-1	0-0	-
Jacksonville State	0-1-1	0-0	0-0	-

Wake Forest	4-0-4	0-0	0-0	PBU
Louisville	2-1-3	0.5-1	0-0	-
Syracuse	1-2-3	0-0	0-0	-
North Carolina	0-0-0	0-0	0-0	-
Massachusetts	3-0-3	0-0	0-0	Int, PBU
Clemson	3-2-5	0-0	0-0	-
NC State	1-3-4	0-0	0-0	-
Miami	6-4-10	0-0	0-0	-
Boston College	5-1-6	0-0	0-0	PBU
Florida	1-5-6	1-3	0-0	FF, Int

**2020\***

Opponent	S-A-T	TFL	Sack	Misc.
Miami	2-1-3	0-0	0-0	-
Jacksonville State	0-2-2	0-0	0-0	-
Notre Dame	0-1-1	0-0	0-0	-
North Carolina	4-0-4	1-6	1-6	-
Louisville	1-1-2	0-0	0-0	PBU
Pitt	6-2-8	1-3	0-0	-
NC State	1-1-2	0-0	0-0	Int
Duke	3-1-4	0-0	0-0	-

**2019\***

Opponent	S-A-T	TFL	Sack	Misc.
Virginia	0-0-0	0-0	0-0	-
Louisville	0-0-0	0-0	0-0	-
NC State	0-0-0	0-0	0-0	-
Clemson	1-0-1	0-0	0-0	-

\*Denotes games played at FSU

**Career Statistics**

Year	G-S	U-A-T	TFL	S	PBU	Int
2023	10-8	14-14-28	2.5-5	0-0	5	1
2022	13-13	51-15-66	2.5-5	0-0	12	2-4
2021	12-11	30-21-51	2-5	0-0	3	2-70
2020	8-4	17-9-26	2-9	1-6	1	1-0
2019	4-0	1-0-1	0-0	0-0	0	0-0
Totals	47-37	113-59-172	9-24	1-6	21	6-92

**Brownlee's Career Highs**

Tackles	11 vs. NC State, 2022
Tackles for Loss	1.5 vs. Kentucky, 2022
Sacks	1, Three Times
Break-ups	4 vs. NC State, 2022
Interceptions	1, 6 Times

**7 Jimmy**

**CALLOWAY**

**WR | R-So. | 6-0 | 190 | Morrow, Ga. | Morrow | Tennessee**

**2023:** Appeared in 13 games ... grabbed 19 passes for 234 yards ... averaged 12.3 yards a catch ... caught his first pass for 16 yards in the season opener against Georgia Tech ... recorded four catches for 37 yards in the win over Murray State ... totaled two receptions for 31 yards in a 13-10 victory over NC State ... recorded a career high five catches for 90 yards in a road loss at Pitt ... made an acrobatic 34-yard reception along the sidelines versus the Panthers .. Hauled in two catches for 27-yards against Virginia.



in 20 career games with one start ... caught nine passes for 124 yards and one touchdown during his UT career ... recorded his first two catches of the year for 20 yards in win over Akron ... earned a redshirt after playing in three games in 2020, finishing the year with five receptions for 84 yards and a touchdown ... hauled in first-career receiving TD (44 yards) and led Vols with 59 receiving yards on three catches in season debut vs. Pitt ... saw action in eight games as a true freshman in 2020 at both wide receiver and on special teams ... recorded his first-career reception with a 6-yard catch at No. 23 Auburn ... notched two catches for 20 yards at Vanderbilt ... rated as a four-star prospect and the No. 9 rated athlete in the country by the 247 composite rankings ... was a two-way standout at Morrow High School in Morrow, Georgia, seeing time at quarterback, receiver, safety and kick/punt returns ... led the Mustangs to their first playoff appearance in 21 years as a senior in 2019 ... tabbed to the Georgia Class 6A All-State Team as a defensive back in 2019 ... named the 2019 Region 4-6A Offensive Player of the Year and the 2019 Clayton County Player of the Year ... named to the 2018 All-USA Tennessee First Team and the 2018 All-Region 4-6A First-Team ... announced as the 2017 Region 4-6A Offensive Player of the Year after catching 32 passes for 684 yards and eight touchdowns, while returning three kickoffs for scores ... a member of Morrow's track and field team where he was clocked at a 10.7 in the 100-meter dash in addition to a 4.4, 40-yard dash.

**Personal:** Born 3/30/01 ... son of Joy Tolbert ... sociology major.

**2023**

Opponent	No.	Yds	TD	LG
Georgia Tech	1	16	0	16
Murray State	4	37	0	17
Indiana	0	0	0	0
Boston College	0	0	0	0
NC State	2	31	0	16
Notre Dame	1	4	0	4
Pitt	5	90	0	34
Duke	-	-	-	-
Virginia Tech	1	9	0	9
Virginia	2	27	0	23
Miami	2	19	0	15
Kentucky	1	1	0	1
Florida St.	0	0	0	0

**Career Statistics**

Year	G-S	No.	Yds	TD	Avg.	LG
2023	13-3	19	234	0	12.3	34
2022	9-0	2	20	0	10.0	17
2021	3-0	5	84	1	16.8	44
2020	8-0	2	20	0	10.0	14
<b>Totals</b>	<b>33-3</b>		<b>28</b>	<b>358</b>	<b>1</b>	<b>12.8</b>

**44**

**Calloway's Career Highs**

Receptions	5 vs. Pittsburgh, 2023
Receiving Yards	90 vs. Pittsburgh, 2023
Touchdowns	1 vs. Pittsburgh, 2021
Longest Reception	44 vs. Pittsburgh, 2021

**58 Jeff CLARK**

**DL | R-Jr. | 6-0 | 280 | Powder Springs, Ga. | McEachern | Georgia St.**

**2023:** Appeared in 13 games as a reserve defensive tackle ... recorded 14 tackles and 2.0 tackles for loss ... made two tackles in his UofL debut versus Georgia Tech ... credited with a tackle and 1.0 tackle for loss against NC State ... totaled a season best three tackles at Pittsburgh ... contributed two tackles in the win versus #20 Duke ... Recorded one tackle to go along with a quarterback hit against Florida St. in the ACC Championship game.

**Previous School:** Played three seasons at Georgia State ... named to the Athletic Director's Honor Roll in 2022 ... veteran defensive end with nine career sacks (Top 10 in program history) and 19.5 tackles for loss ... led the team with 9.5 tackles for loss and was second with 4.5 sacks in 2022 ... recorded 39 tackles on the season ... had one of the best games of his career with two sacks and 2.5 tackles for loss vs. Southern Miss, helping the GSU defense set a school record by allowing just 202 yards of total offense ... credited with a sack vs. Old Dominion as the GSU defense held the Monarchs to 26 yards rushing and 283 total yards ... added five tackles, 1.5 TFL and one sack vs. Marshall ... made 17 tackles on the season with four tackles for loss and one sack in 11 games, helping the Panthers set GSU season records in both categories during the 2021 season ... had two tackles for loss with one sack in win at ULM ... also had TFL vs. Texas State, UNC and Auburn ... Season-high six tackles vs. Army ... collected 6.0 tackles for loss during the 2020 season, including 3.5 of the Panthers' school-record 35 sacks ... helped the GSU defense hold opponents to 136.6 rushing yards per game, the second-lowest mark in program history ... made four tackles with 1.5 tackles for loss, including a shared sack, in his debut vs. No. 19 Louisiana ... recorded a season-high seven tackles with 1.5 TFL, including a sack, at Appalachian State, helping hold the Mountaineers to a season-low 310 yards ... followed with two half-sacks in win at South Alabama ... added five tackles vs. Georgia Southern and a tackle for loss in the LendingTree Bowl win vs. WKU, helping the defense allow just 284 total yards ... did not see any game action during a redshirt year in 2019.

**High School:** Helped McEachern High School reach the Class AAAAAAA state semifinals in 2017 and the second-round of the 2018 state playoffs ... first-team all-region selection in Georgia's largest classification ... collected 78 tackles, 9.5 sacks, 14 tackles for loss and two forced fumbles as a senior, following 61 tackles, 10 sacks and 16 TFL for his junior season ... coached by Kyle Hockman.

**Personal:** Full name is Jeffery Markell Clark ... born September 14, 2001 ... son of Jeffery and Ayanna Clark ... majoring in journalism.

**Career Statistics**

Year	G-S	U-A-T	TFL	S	PBU	Int
2023	13-0	6-8-14	2-6	0-0	0	0-0
2022	12-6	12-27-39	9.5-42	4.5	0	0-0
2021	11-2	17-10-27	4-13	1	0	0-0
2020	10-5	13-13-26	6-28	3.5	0	0-0
<b>Totals</b>	<b>46-13</b>	<b>48-58-106</b>	<b>21.5-89</b>	<b>9</b>	<b>0</b>	<b>0-0</b>

**Clark's Career Highs**

Tackles	7 vs. Appalachian State, 2020
Tackles for Loss	2.5 vs. Southern Mississippi, 2022
Sacks	2 vs. Southern Mississippi, 2022



**6 Stanquan**

**CLARK**

LB | Fr. | 6-2 | 225 | Miami, Fla. | Miami Central

**2023:** Made his debut on specials teams versus Georgia Tech ... recorded one tackle and forced a fumble in a win over Murray State ... credited with a season high three tackles against Indiana ... notched a pair of stops against NC State ... contributed two tackles in wins over Virginia Tech and Miami ... Had one tackle in the loss against Kentucky.

**High School:** Ranked a four-star recruit by Rivals and a four-star by 247 Sports ... rated the No. 146 recruit in the nation ... ranked as the No. 38 player at linebacker and the No. 82 player in the state of Florida ... tabbed the No. 28 linebacker in the state of Florida ... recorded 80 tackles and 23.0 tackles for loss as a senior ... credited with 12.0 sacks ... earned All-State recognition as a junior ... credited 131 tackles and 24 tackles for loss during his junior season ... recorded 38 tackles and 6.0 tackles for loss as a sophomore ... also competed in track and field ... chose Louisville over offers from Auburn, Miami, Kentucky and NC State.

**Career Statistics**

Year	G-S	U-A-T	TFL	S	PBU	Int
2023	13-0	7-7-14	1-1	0-0	0	0-0

**Clark's Career Highs**

Tackles	3 vs. Indiana, 2023
Tackles for Loss	1 at Miami (FL), 2023

**10 Pierce**

**CLARKSON**

QB | Fr. | 6-1 | 190 | Bellflower, Calif. | St. John Bosco

**2023:** Made his debut in the second half against Murray State ... completed 1-of-2 passes for seven yards in the 56-0 win over the Racers.

**High School:** Committed in January ... consensus four-star prospect ... ranked by 247Sports as the No. 20 quarterback and the No. 27 player in California ... finished his career with 3,319 yards and 42 touchdowns ... rushed for 676 yards and nine scores in his career ... selected to play in the All-American Bowl ... passed for 1,903 yards and 26 touchdowns as a senior ... completed 64.0 percent of his throws ... led John Bosco to a CIF Open Division state championship with a 45-0 win ... team ranked No. 1 nationally ... threw for 204 yards and three touchdowns against Mission Viejo in the state semifinals ... led Bosco with 301 yards passing and five touchdowns in a playoff win over Orange Lutheran ... rushed 50 times for 422 yards and five touchdowns ... threw for 1,416 yards and 16 touchdowns as a junior ... added 38 carries for 254 yards and four touchdowns on the ground ... 25th ranked quarterback in the state of California by Rivals.com ... chose Louisville over Arizona, Arkansas, Colorado, Pittsburgh, Purdue and Kentucky.

**Personal:** Born 10/15/03 ... son of Lisa and Steve Clarkson ... communication major.

**Clarkson's Career Highs**

Rushing Attempts	1 vs. Murray State, 2023
Rushing Yards	3 vs. Murray State, 2023
Longest Rush	3 vs. Murray State, 2023
Passing Attempts	2 vs. Murray State, 2023

Passing Completions	1 vs. Murray State, 2023
Passing Yards	7 vs. Murray State, 2023
Longest Completion	7 vs. Murray State, 2023

**3 Kevin**

**COLEMAN**

WR | So. | 5-11 | 180 | St. Louis, Mo. | St. Mary's | Jackson St.

**2023:** Finished the season with 23 receptions for 336 yards and two touchdowns ... averaging 14.6 yards a reception ... scored first touchdown of the season on a nine-yard pass from Jack Plummer ... caught three passes for 66 yards in his debut against Georgia Tech, including a season long 40-yard reception ... grabbed two passes for 32 yards against Murray State and had a 32-yard reception against Boston College ... recorded a season best five receptions for 26 yards versus Pitt ... contributed two receptions for 58 yards and a touchdown against Miami ... put the Cards ahead 38-31 against Miami with a 58-yard touchdown reception ... contributed two carries for 21 yards on the ground and one reception for 21 yards in the loss to Kentucky ... Had one reception for 15 yards against Florida St. in the ACC Championship game.

**Before Louisville:** Standout at Jackson State in 2022 ... caught 32 passes for 475 yards and three scores to earn SWAC Freshman of the Year honors ... closed his rookie season with a career high seven receptions for 137 yards and one score in the Celebration Bowl loss to North Carolina Central ... rated four-Star recruit at St. Mary's ... stellar career on offense, defense, and special teams ... caught 179 passes for 3,968 yards and 56 touchdowns and rushed 37 times for 435 yards and six touchdowns ... recorded 87 tackles and 14 interceptions ... averaged 26.9 yards on kickoff returns and 20.3 yards on punt returns with 16 return touchdowns ... scored 29 touchdowns (21 receiving, three rushing, six returns) as a senior ... totaled 1,993 all-purpose yards ... caught 37 passes for 985 yards and 17 touchdowns, rushed 37 times for 435 yards ... averaged 37.0 yards on kickoff returns and 25.7 yards on punt returns.

**Personal:** Born 9/10/03 ... son of Chinara Meeks ... sports administration major.

**2023**

Opponent	No.	Yds	TD	LG
Georgia Tech	3	66	1	40
Murray State	2	32	0	30
Indiana	1	5	0	5
Boston College	2	30	0	32
NC State	2	34	0	26
Notre Dame	1	6	0	6
Pitt	5	26	0	11
Duke	1	8	0	8
Virginia Tech	1	10	0	10
Virginia	1	17	0	17
Miami	2	58	1	58
Kentucky	1	29	0	29
Florida St.	1	15	0	15



**2022 (Jackson State)**

Opponent	No.	Yds	TD	LG
Florida A&M	4	41	0	18
Tennessee State	2	25	0	20
Grambling	2	19	0	15
Mississippi Valley State	2	76	0	64
Alabama State	3	39	1	25
Bethune-Cookman	2	13	0	10
Campbell	1	13	0	13
Southern	3	36	0	19
Texas Southern	2	20	0	10
Alabama A&M	0	0	0	0
Alcorn	3	42	0	17
Southern	1	14	1	14
N.C. Central	7	137	1	84

**Career Statistics**

Year	G-S	No.	Yds	TD	Avg.	LG
2023	13-11	23	336	2	14.6	58
2022	13-5	32	475	3	14.8	85

**Coleman's Career Highs**

Receptions	7 vs. NC Central, 2022
Receiving Yards	137 vs. NC Central, 2022
Longest Reception	85 vs. NC Central, 2022
Receiving Touchdowns	1, 5 times

**93 Jared DAWSON**

DL | R-So. | 6-2 | 305 | Collierville, Tenn. | Collierville

**2023:** Appeared in 10 games as a reserve defensive tackle ... closed with 12 tackles, 3.0 tackles for loss and 2.5 sacks ... recorded three tackles in the win versus Virginia ... registered one tackle apiece in games against Miami and Kentucky ... contributed two tackles and one pass break-up versus Florida St. in the ACC Championship game.

**2022:** Appeared in 12 games as a reserve defensive tackle ... finished the season with 16 tackles, 3.0 tackles for loss and 2.5 sacks on the year ... credited with 0.5 sacks in the bowl game win over Cincinnati ... had one tackle in the win against NC State ... recorded one tackle against Clemson ... had two tackles and 0.5 tackles for loss in the win against JMU ... totaled two tackles, 1.0 sacks, 1.0 tackles for loss, and one forced fumble in the win against Wake Forest ... recorded one tackle in the win versus Pitt ... had one tackle, 1.0 sacks, and 1.0 tackles for loss in the win against Virginia ... totaled two tackles against Boston College ... recorded one tackle and one quarterback hurry in the win versus USF ... totaled two tackles versus Florida State ... recorded one solo tackle in the win against UCF.

**2021:** Appeared in three games on the defensive line.

**2020:** Appeared in three games at nose tackle ... played in the final three games versus Syracuse, Boston College and Wake Forest.

**High School:** Played for Joe Rocconi at Collierville High School ... ranked among the top 500 players - at No. 448 - nationally by 247Sports; ranked No. 44 among defensive tackles ... 43rd-ranked defensive tackle nationally and 13th-ranked player in Tennessee ...

owns a 2.81 GPA and a 31 on his ACT ... finished his career with 152 tackles and 18 sacks ... registered 49 tackles for loss ... recorded 81 total tackles, five sacks, and three fumbles recovered as a senior ... notched 16 tackles, including eight tackles for a loss in a loss to Arlington ... credited with nine tackles, two sacks, and one fumble recovery in a 25-24 overtime win over Center Hill ... posted six tackles, including two solos and one sack, and caused and recovered a fumble in a 29-28 win over Memphis Southwind ... received offers from Louisville, Georgia Tech, Kansas, Missouri, Tulane, Wake Forest, Middle Tennessee, Memphis and Army.

Personal: Born 2/8/02 ... son of Nicole and Gerald Dawson ... psychology major.

**2023**

Opponent	S-A-T	TFL	Sack	Misc.
Georgia Tech	0-0-0	0-0	0-0	-
Murray State	0-0-0	0-0	0-0	-
Indiana	1-1-2	0-0	0-0	-
Boston College	0-1-1	0-0	0-0	-
Duke	1-0-1	1-8	1-8	-
Virginia Tech	0-1-1	0-0	0-0	-
Virginia	2-1-3	1.5-7	1.5-7	-
Miami	1-0-1	0-0	0-0	-
Kentucky	0-1-1	0.5-1	0-0	-
Florida State	0-2-2	0-0	0-0	PBU

**2022**

Opponent	S-A-T	TFL	Sack	Misc.
Syracuse	-	-	-	-
UCF	1-0-1	0-0	0-0	-
Florida State	1-1-2	0-0	0-0	-
USF	1-0-1	0-0	0-0	QBH
Boston College	2-0-2	0-0	0-0	-
Virginia	1-0-1	1-5	1-5	-
Pitt	0-1-1	0-0	0-0	-
Wake Forest	1-1-2	1-2	1-2	FF
James Madison	1-1-2	0.5-0	0-0	-
Clemson	1-0-1	0-0	0-0	-
NC State	0-1-1	0-0	0-0	-
Kentucky	0-0-0	0-0	0-0	-
Cincinnati	1-1-2	0.5-3	0.5-3	-

**Career Statistics**

Year	G-S	U-A-T	TFL	S	PBU	Int
2023	10-0	5-7-12	3-16	2.5-15	1	0
2022	11-0	10-6-16	3-10	2.5-10	0	0-0
2021	5-0	0-0-0	0-0	0-0	0	0-0
<b>Totals</b>	<b>26-0</b>	<b>16-14-30</b>	<b>6-26</b>	<b>5</b>	<b>0</b>	<b>0-0</b>

**Dawson's Career Highs**

Tackles	3, Virginia, 2023
Tackles for Loss	1.5, Virginia, 2023
Sacks	1.5 vs. Virginia, 2023

**29 Storm DUCK**

CB | R-Sr. | 6-1 | 200 | Boiling Springs, N.C. | Boiling Springs | UNC



**2023:** Appeared in 12 games, making four starts ... credited with 32 tackles ... recorded 1.0 sacks and 1.0 tackles for loss ... recorded four tackles in the season opener against Georgia Tech ... tallied a pair of stops versus Murray State ... registered six tackles in the loss to Pitt ... Recorded a season-high seven tackles in the home win versus Virginia Tech ... had three tackles apiece in wins against Virginia and Miami ... contributed two tackles, one for a loss of eight yards and one sack against Florida St. in the ACC Championship game.

**Previous School:** Attended North Carolina for four seasons ... named second-team All-ACC in 2022 ... started 12 games his senior year ... posted 46 tackles, a TFL, three INTs, nine PBU and a forced fumble ... finished top 10 in the ACC in PBU and interceptions ... recorded a career-high eight tackles at Wake Forest ... posted four tackles to go along with an INT and a forced fumble against Georgia Tech ... appeared in six games and made four starts in 2021 ... finished his junior season with 16 tackles and one breakup ... had a pair of stops against South Carolina at the Duke's Mayo Bowl ... started both games he appeared in at defensive back in 2020 ... missed the final 10 games of the season due to injury ... notched team's best defensive grade at Boston College according to PFF (80.6) ... blanketed Syracuse's top receiver and broke up two passes in the season opener with four tackles ... appeared in all 13 games and made nine starts at defensive back his freshman year (2019) ... finished second on the team with five PBU and two INTs ... compiled 37 tackles, two TFL and one QB hurry in 2019.

**High School:** Listed as the No. 15 player in the state of South Carolina and considered a three-star prospect according to Rivals ... ranked No. 19 in the state by ESPN and No. 20 by 247Sports.com ... considered a three-star prospect by both ESPN and 247Sports ... selected for the North-South All-Star game ... an All-USA South Carolina second-team pick as a senior ... posted 16 tackles, three INTs and two PBU ... claimed second-team all-area honors from the Herald-Journal as a junior ... tallied 35 tackles, four TFL and a fumble recovery.

**Personal:** Graduated from North Carolina with a degree in exercise and sports science degree.

**Career Statistics**

Year	G-S	U-A-T	TFL	S	INT	PBU
2019	13-9	28-9-37	2-5	0-0	2-20	7
2020	2-2	4-0-4	0-0	0-0	0	2
2021	6-4	14-2-16	0-0	0-0	0	1
2022	12-12	36-10-46	1-3	0-0	3-14	12
2023	12-4	23-9-32	1.5-8	1-8	0-0	7
<b>Totals</b>	<b>45-31</b>	<b>105-30-135</b>	<b>4.5-16</b>	<b>1-8</b>	<b>5-34</b>	<b>24</b>

**Duck's Career Highs**

Tackles	8 at Wake Forest, 2022
Total Sacks	1 vs. Florida St., 2023
Tackles for Loss	2.0 vs. Temple, 2019
Interceptions	1.0 vs. Five Times

**FRANKLIN**

DB | R-Jr. | 5-10 | 180 | Warner Robins, Ga. | Iowa Western

**2023:** Played in all 13 games as a reserve cornerback ... totaled nine tackles ... recorded one tackle apiece in wins over Georgia Tech, Murray St., and Boston College ... contributed two tackles and one pass break-up in the win versus #20 Duke ... had two tackles in a win at Miami.

**2022:** Played in nine contests ... had one pass breakup in the win against Pitt.

**2021:** Played in 12 games at cornerback ... finished the season with 10 tackles and an interception ... recorded a pair of pair of tackles in four games ... registered his first interception versus Virginia and returned it 32 yards ... added another pick in a win over Boston College ... closed the year with two tackles in the First Responder Bowl against Air Force.

**Before Louisville:** Played one season at Iowa Western Community College ... was an NJCAA honorable mention All-American ... spent one season at Buffalo, but never saw game action ... played all eight games for the Reivers during the 2020 season, logging 16 tackles (13 solo), an interception and two pass breakups ... recorded 44 tackles, four tackles for loss, 10 pass breakups and an interception his senior season where he was an honorable mention All-American ... finished his high school career with 165 tackles (5.2 tackles per game), three interceptions and a forced fumble.

**Personal:** Born 9/18/00 ... son of Verocal and Edward Franklin ... anthropology major.

**2022**

Opponent	S-A-T	TFL	Sack	Misc.
Syracuse	-	-	-	-
UCF	-	-	-	-
Florida State	0-0-0	0-0	0-0	-
USF	0-0-0	0-0	0-0	-
Boston College	0-0-0	0-0	0-0	-
Virginia	0-0-0	0-0	0-0	-
Pitt	0-0-0	0-0	0-0	PBU
Wake Forest	0-0-0	0-0	0-0	-
James Madison	0-0-0	0-0	0-0	-
Clemson	0-0-0	0-0	0-0	-
NC State	0-0-0	0-0	0-0	-
Kentucky	0-0-0	0-0	0-0	-
Cincinnati	0-0-0	0-0	0-0	-

**2021**

Opponent	S-A-T	TFL	Sack	Misc.
Ole Miss	0-0-0	0-0	0-0	-
Eastern Kentucky	2-0-2	0-0	0-0	-
UCF	1-1-2	0-0	0-0	-
Florida State	0-0-0	0-0	0-0	-
Wake Forest	1-0-1	0-0	0-0	-
Virginia	1-0-1	0-0	0-0	Int
Boston College	2-0-2	0-0	0-0	Int
NC State	0-0-0	0-0	0-0	-
Clemson	0-0-0	0-0	0-0	-
Syracuse	0-0-0	0-0	0-0	-



Kentucky	0-0-0	0-0	0-0	-
Air Force	2-0-2	0-0	0-0	-

**Career Statistics**

Year	G-S	U-A-T	TFL	S	PBU	Int
2023	13-0	6-3-9	0-0	0	1	0
2022	8-1	0-0-0	0-0	0-0	1	0-0
2021	12-2	9-1-10	0-0	0-0	0	2-32
<b>Totals</b>	<b>33-3</b>	<b>15-4-19</b>	<b>0-0</b>	<b>0-0</b>	<b>2</b>	<b>2-32</b>

**13 Gilbert FRIERSON**

LB | R-Sr. | 6-1 | 215 | Coconut Grove, Fla. | Coral Gables | Miami

**2023:** Appeared in 13 games as a reserve linebacker ... totaled six tackles and 1.5 tackles for loss ... tallied one interception ... recorded two tackles ... tallied single tackles versus NC State and Notre Dame ... contributed one tackle and an interception in the win over #20 Duke ... recorded two tackles, one being for a four-yard loss in the road win versus Miami ...

**Before Louisville:** Played four seasons at Miami ... started the season off in the opener against Bethune-Cookman, finishing with two tackles, including one solo, and recording his first interception of the season for a 32-yard pick-six ... had a solo tackle against Duke ... saw action in all 12 games and made three starts in 2021 ... finished with 41 total tackles, 3.5 tackles for loss and one sack ... totaled five tackles in season opener against Alabama ... made first start of season against Central Connecticut State (Sept. 25) and tied for team lead with four total tackles (all solo) ... totaled five tackles including one solo sack in road win at Pittsburgh ... finished with six tackles in win over Georgia Tech ... posted four tackles (three solo) including one tackle for loss at Florida State ... started and totaled six tackles in win over Virginia Tech (Nov. 20) ... enjoyed breakout regular season in first year as starter in 2022, finishing with 53 total tackles including 9.0 tackles for loss ... started all 11 games and finished tied for second in tackles ... credited with two sacks ... enjoyed impressive outing in start against rival Florida State, finishing with five total tackles including two tackles for loss ... delivered one of best performances in career in start at Clemson (Oct. 10), finishing with six tackles (five solo) including career-best three tackles for loss ... ranked second on team with six total tackles and added one PBU in start versus Virginia (Oct. 24) ... started and finished with six tackles (three solo) and one tackle for loss in come-from-behind win at NC State ... helped lead Miami to another road win in start at Virginia Tech, finishing with career-high eight total tackles (six solo) to go along with two sacks (13 yards) ... started and finished with four total tackles and one PBU in 2020 Cheez-It Bowl against Oklahoma State ... saw action in all 13 games and made one start in second season in 2019 ... totaled 15 tackles, 2.0 tackles for loss, one interception and three PBUs ... made first start of career against Central Michigan (Sept. 21) and finished with two tackles, two PBUs and 0.5 TFLs ... had first interception of career and returned it 34 yards in Walk-On's Independence Bowl versus Louisiana Tech (Dec. 26) ... saw action in two games in 2018 ... consensus four-star prospect by ESPN.com, 247Sports.com and Rivals.com ... rated the 21st-best player at his position by ESPN.com, 247Sports.com and Rivals.com ... ranked No. 41 in Florida and 188th overall by ESPN.com ... rated the 33rd-best prospect in Florida and 200th overall player nationally by 247Sports.com ... named to the 2017 Miami Herald All-Dade Second Team ... saw action on both sides of the ball at Coral Gables High School ... closed

out his career with 38 solo tackles, four interceptions, three kickoff return touchdowns and four receiving touchdowns ... led the team in receiving yards as a senior, averaging 41.7 yards per catch ... was one of only two juniors to be named to the 2016 Miami Herald First Team Offense All-Dade Football Team ... cousin of Miami Hurricanes legend and Pro Bowl running back Frank Gore.

**Personal:** Born 7/21/99 ... son of Michelle Cooper ... graduated with a degree in sociology ... in post baccalaureate program.

**Career Statistics**

Year	G-S	U-A-T	TFL	S	PBU	Int
2023	13-0	5-1-6	1.5-6	0-0	0	1-4
2022	10-0	2-1-3	0-0	0-0	0	1-32
2021	12-3	24-17-41	3.5-9	1-5	0	0-0
2020	11-11	29-24-53	9-28	2-3	4	0-0
2019	13-1	5-10-15	2-6	0-0	3	1-0
2018	2-0	1-0-1	0-0	0-0	0	0-0
<b>Totals</b>	<b>61-15</b>	<b>66-53-119</b>	<b>16-49</b>	<b>3-8</b>	<b>7</b>	<b>3-36</b>

**9 Ashton GILLOTTE**

DL | Jr. | 6-3 | 270 | Boca Raton, Fla. | Boca Raton

**2023:** Started all 13 games ... tops on the defensive line with 45 tackles, 14.5 tackles for loss and 11.0 sacks ... 11.0 sacks were tied for the ninth most in a season ... selected first team All-ACC ... earned second team All-American honors by USA Today, The Athletic and Sports Illustrated ... named to the Chuck Bednarik Midseason Watch List ... selected as PFF third team Midseason All-American ... also named to the CBSSports Midseason All-American Team ... registered three tackles and a sack versus Murray State ... recorded four tackles and forced a fumble in a 21-14 win over Indiana ... totaled three tackles and a career high 3.0 sacks in win over Boston College ... credited with a career best six tackles and 1.0 sacks in a 13-10 win over NC State ... tallied three tackles and 1.5 sacks in win over Notre Dame ... forced a key fumble in the win over the Irish ... Recorded a season-high seven tackles, two for a loss, and 1.5 sacks for a loss of 12 yards in the win versus Virginia ... Key fumble recovery against the Cavaliers ... Recorded four tackles, 1.5 for a loss of 12 yards, one sack and one quarterback hit against Kentucky ... recorded a pair of tackles versus Florida State.

**2022:** Named All-ACC honorable mention accolades ... earned All-ACC Academic honors started 12 games ... tied for third on the team with 6.0 sacks and also posted 7.0 tackles for loss ... recovered a pair of fumbles ... totaled four tackles, 1.0 sacks, and 1.0 tackles for loss in the win against NC State ... had one tackle against Clemson ... recorded three tackles in the win against JMU ... recorded one fumble return and one pass breakup in the win versus Wake Forest ... had three tackles in the win against Pitt ... recorded three tackles, 1.0 sacks, and 1.5 tackles for loss in the win versus Virginia ... totaled two tackles against Boston College ... recorded one tackle, 1.0 sack for a loss of ten yards, and 1.0 tackle for loss versus Florida State ... totaled three tackles and 1.5 sacks in the season opener against Syracuse.

**2021:** Appeared in 12 games ... finished first season with 19 tackles, 8.0 tackles for loss and 4.0 sacks ... made a pair of stops against Eastern Kentucky and Wake Forest ... closed the season with three tackles and a sack versus Air Force ... totaled a season high three



tackles in games versus UCF, Florida State and Syracuse ... recorded 3.0 tackles for loss and a pair of sacks versus Florida State ... recorded his first sack against Eastern Kentucky.

**High School:** Three-star prospect by 247Sports ... slotted as the No. 1267 prospect in the 247Sports Composite ... ranked as the No. 72 weakside defensive end and the No. 165 in Florida ... rated the No. 63 weakside defensive end and the No. 125 player in Florida by 247Sports ... two-star prospect by Rivals.com ... played for David Angell at Boca Raton ... committed to Louisville on 5/17/20 ... ranked sixth in the ESPN Top 63 ... named all-county in 2019 ... selected to New Era Prep Top athlete in the class of 2021 and top defensive end ... two-time team captain ... four-year starter ... played both defensive end and tight end during his scholastic career ... credited with 128 tackles during his career ... guided Boca Raton to the state championship game ... credited with five sacks, blocked a field goal and scored a touchdown in the state semifinal win ... registered 72 solo tackles, 21 sacks and seven forced fumbles ... recorded 12 tackles as Boca Raton started the season off with a 20-7 win over Boynton Beach ... registered two sacks and scored a touchdown in a 42-2 win over Olympic Heights ... totaled 87 tackles and 16 sacks as a junior ... recorded a safety and caused three fumbles ... blocked field goal and had five pass break-ups ... scored four offensive touchdowns ... participated in weightlifting and one season throwing the shot put on the track and field team ... went to the state championship in weightlifting and was ranked 21st in the Southeast region for Cross-Fit ... ranked eighth in Boca High rankings for the shot put ... chose Louisville over Duke, Florida Atlantic, FIU, Kansas, Maryland, Pitt, USF, Syracuse, Tulane, UCF, Vanderbilt and Wake Forest.  
 Personal: Born 10/30/02 ... son of Veronica and Adrian Gillotte ... communication major.

**2023**

Opponent	S-A-T	TFL	Sack	Misc.
Georgia Tech	2-0-2	0-0	0-0	-
Murray State	1-2-3	1-5	1-5	-
Indiana	2-2-4	0-0	0-0	FF
Boston College	3-0-3	3-10	3-10	-
NC State	1-5-6	1-9	1-9	-
Notre Dame	2-1-3	2.5-16	1.5-14	FF
Pitt	0-3-3	0.5-0	0-0	-
Duke	2-1-3	2-11	2-11	QBH
Virginia Tech	2-1-3	1-7	0-0	-
Virginia	2-5-7	2-12	1.5-12	FR, QBH
Miami	1-1-2	0-0	0-0	-
Kentucky	3-1-4	1.5-12	1-10	QBH
Florida St.	2-0-2	0-0	0-0	-

**2022**

Opponent	S-A-T	TFL	Sack	Misc.
Syracuse	2-1-3	2-9	2-9	-
UCF	0-0-0	0-0	0-0	-
Florida State	1-0-1	1-10	1-10	-
USF	-	-	-	-
Boston College	2-0-2	0-0	0-0	-
Virginia	2-1-3	1.5-4	1-4	-
Pitt	1-2-3	0-0	0-0	-
Wake Forest	0-0-0	0-0	0-0	FR, PBU

James Madison	1-2-3	0-0	0-0	-
Clemson	1-0-1	0-0	0-0	-
NC State	0-4-4	1-4	1-4	-
Kentucky	1-1-2	1-10	1.5-10	-
Cincinnati	0-1-1	0-0	0-0	-

**2021**

Opponent	S-A-T	TFL	Sack	Misc.
Ole Miss	1-1-2	0.5-4	0-0	-
Eastern Kentucky	1-0-1	1-6	1-6	-
UCF	2-1-3	1-4	0-0	-
Florida State	3-0-3	3-12	2-11	-
Virginia	0-1-1	0.5-3	0.5-3	-
Boston College	2-0-2	0-0	0-0	-
NC State	0-0-0	0-0	0-0	-
Clemson	0-0-0	0-0	0-0	-
Syracuse	2-1-3	0-0	0-0	-
Duke	0-0-0	0-0	0-0	-
Kentucky	1-0-1	1-1	0-0	-
Air Force	3-0-3	1-6	1-6	-

**Career Statistics**

Year	G-S	U-A-T	TFL	S	PBU	Int
2023	13-13	23-22-45	14.5-82	11-71	0	0-0
2022	12-12	12-12-24	8-53	7-53	1	0-0
2021	12-3	15-4-19	8-34	4-23	0	0-0
<b>Totals</b>	<b>37-28</b>	<b>50-38-88</b>	<b>30.5-169</b>	<b>22-147</b>	<b>0</b>	<b>0-0</b>

**Gillotte's Career Highs**

Tackles	7 vs. Virginia, 2023
Tackles for Loss	3.0 vs. Florida State, 2021, vs. Boston College, 2023
Sacks	3.0 vs. Boston College, 2023

**23 Isaac GUERENDO**

RB | R-Jr. | 6-1 | 225 | Clayton, Ind. | Avon | Wisconsin

**2023:** Appeared in 13 games ... second on the team in rushing with 649 yards and eight touchdowns ... averaged 6.0 yards per carry ... made his Louisville debut against Georgia Tech by rushing six times for 27 yards ... rushed 11 times for 63 yards and caught four passes for 47 yards against Murray State ... ran nine times for 36 yards in 13-10 win over NC State ... rushed 13 times for 38 yards and scored two touchdowns in a loss to Pitt ... registered a career-high three touchdowns on 11 carries for 146 yards in the win over Virginia Tech ... Had one rushing touchdown for 94 and 93 yards in wins over Virginia and Miami ... Rushed for 54 yards on 13 carries and hauled in three catches for 27 yards versus Kentucky ... carried four times for 10 yards against Florida State.

**Before Louisville:** Played four seasons at Wisconsin ... honorable mention All-Big Ten Special Teams (KR) in 2022 ... three-time Academic All-Big Ten ... played in 12 games as a reserve running back and primary kick returner in 2022 ... totaled 385 yards and five touchdowns on 64 carries while catching 17 passes for 115 yards and a touchdown ... returned 19 kicks for 443 yards (23.32) ... found the endzone vs. Illinois State in the opener ... scored twice vs. New Mexico State (9/17) and totaled 74 yards on 12 carries ... grabbed his first



career TD catch vs. Illinois and broke a 54-yard TD run vs. Purdue ... ran for a career-high 114 yards on 12 carries vs. Maryland (11/5), scoring on a 89-yard TD run ... made a key 27-yard reception during UW's fourth quarter comeback at Nebraska ... caught a career-high four passes for 12 yards vs. Minnesota (11/26) ... missed most of 2021 with an injury ... rushed 23 times for 160 yards and a touchdown ... scored on an 82-yard run vs. Eastern Michigan, UW's longest rush of the season ... finished that game with career-high 92 yards on the ground ... career-high 13 carries for 56 yards in season opener vs. Penn State ... played in 6 games in 2019 ... redshirt season in 2018 after playing in four games ... three-star recruit by 247 Sports, ESPN and Rivals ... received Indiana Mr. Football position award as state's top wide receiver as a senior ... four-year all-conference pick ... Caught 54 passes for 1,258 yards and 16 touchdowns as a senior, helping Avon to regional title ... had 596 receiving yards and 7 touchdowns as a junior ... played at Cascade as a sophomore, snagging four interceptions on defense ... three-time state champion in track, winning long jump (24-5 1/4) title as a junior and 100 meters (10.51) and 4x100 relay (41.28) crowns as a senior ... also recorded three state runner-up finishes in track ... also lettered in basketball ... coach was Mike Bless.

**Personal:** Born 6/28/00 ... son of Jennifer and Mario ... graduated from Wisconsin with a finance degree ... working in the post baccalaureate program.

**Guerendo's Career Highs**

Rushing Attempts	15 at Miami (FL), 2023
Rushing Touchdowns	3 vs. Virginia Tech, 2023
Longest Rushing	89 vs. Maryland, 2022
Rushing Yards	146 vs. Virginia Tech, 2023

**Career Statistics**

Year	G-S	No.	Yds	TD	Avg.	LG
2023	13-0	109	649	8	6.0	73
2022	12-0	64	385	5	6.0	89
2021	4-0	23	160	1	7.0	82
2020	1-0	11	36	0	1.0	13
2019	6-0	1	1	0	1.0	1
2018	3-0	0	0	0	0	0
<b>Totals</b>	<b>39-0</b>	<b>208</b>	<b>1,231</b>	<b>14</b>	<b>5.9</b>	<b>89</b>

**14 Stephen HERRON**

DL | R-Sr. | 6-4 | 240 | Louisville Ky,| Trinity | Stanford

**2023:** Appeared in 12 games, making 12 starts ... closed the year with 30 tackles and 3.0 tackles for loss ... registered 1.0 sacks ... recorded three tackles in his UofL debut against Georgia Tech ... notched single stops versus Murray State and Indiana ... recorded four stops versus Boston College ... tallied a season high five tackles against NC State ... registered four in a loss to Pitt ... contributed 3 tackles including 0.5 for a loss of five yards in a win over Virginia Tech ... totaled three tackles versus Virginia ... registered four tackles including 0.5 for a four yard loss to go along with two quarterback hits versus Florida St. in the ACC Championship game.

**Before Louisville:** Played four seasons at Stanford ... Stanford Defensive Player of the Week after recording four tackles, including two sacks, and a forced fumble in Stanford's win at Notre Dame ... appeared in eight games with four starts as a junior ... led the team

with 3.0 sacks while also making 19 tackles ... had seven tackles and a sack at Vanderbilt ... played in six games and started each of the final two as a sophomore ... totaled 14 tackles, three tackles for loss and one sack ... career-best seven tackles (two for loss), a sack and first career forced fumble in a double-overtime win at UCLA ... forced fumble came on UCLA's final drive and handed the Cardinal the ball with 1:38 left in regulation - allowing Stanford to drive 72 yards in 1:20 to tie the game at 34 and force overtime ... played in three games - eligible to retain year of eligibility due to NCAA redshirt rules in 2019 ... finished with two tackles and 0.5 tackles for loss ... prepped at Trinity (Ky.) under head coach Bob Beatty ... four-star recruit by Rivals, PrepStar, ESPN and 247Sports ... nation's 88th-best recruit by PrepStar, 153rd by 247Sports, 163rd by Rivals and 172nd by ESPN ... Kentucky's top-ranked recruit by PrepStar ... Kentucky's second-best recruit by Rivals and ESPN, and third-best by 247Sports ... PrepStar Dream Team ... three-time all-state first team (Kentucky) ... three-time all-area first team (Kentucky) ... two-time district, regional, semi-state and state champions (2016-17) ... 2016 all-state second team (Indiana) ... 2016 all-area first team (Indiana) ... 84 tackles (59 solo), 36 tackles for loss, 19 sacks, 48 hurries, five forced fumbles, fumble recovery, two blocked kicks as a senior ... 97 tackles (26 solo), 42 tackles for loss, 21 sacks, 42 hurries, three forced fumbles, fumble recovery, two blocked kicks as a junior ... 70 tackles (34 solo), 16 tackles for loss, 10 sacks, 37 hurries, two forced fumbles as a sophomore ... 75 tackles (22 solo), 15 tackles for loss, seven sacks, 12 hurries and three blocked kicks as a freshman.

**Personal:** Born 7/3/00 ... son of Sherry Ann Abbey and Stephen Herron ... graduated from Stanford with a degree in American studies ... working on a master's in business administration.

**Career Statistics**

Year	G-S	U-A-T	TFL	S	FF	Int
2023	12-11	15-15-30	3-12	1-9	0	0
2022	12-0	17-20-37	6.5-47	5.5-46	2	0-0
2021	9-0	12-7-19	3-26	3-26	0	0-0
2020	6-2	10-4-14	3-26	1-18	1	0-0
2019	3-0	0-2-2	0.5-1	0.5-1	0	0-0
<b>Totals</b>	<b>42-13</b>	<b>42-54-102</b>	<b>16-112</b>	<b>11-100</b>	<b>3</b>	<b>0-0</b>

**Herron's Career Highs**

Tackles	7 vs. UCLA, 2020/Vanderbilt, 2021
Sacks	2.0 vs. Notre Dame, 2022
Tackles for Loss	2 vs. UCLA, 2020/vs. Notre Dame, 2022

**9 Ahmari HUGGINS-BRUCE**

WR | Jr. | 5-11 | 170 | Dillon, S.C. | Dillon

**2023:** Played in all 13 games ... closed the season with 19 receptions for 3-5 yards and four touchdowns ... averaged 16.1 yards per reception... caught three passes for 18 yards in the season-opening win over Georgia Tech ... scored on a 6-yard rush in the win over Murray State ... also caught two passes for 17 yards ... grabbed three passes for 28 yards against Indiana ... scored on touchdowns of 45 and 55 yards, while catching three passes for 110 yards in 56-28 win over Boston College ... caught two passes for 18 yards against NC State ... Recorded one catch for 52 yards and a touchdown in the win versus



Virginia ... Hauled in two catches for 24 yards and one touchdown against Kentucky.

**2022:** Played in 12 games, including seven starts ... finished third on the team with 31 catches for 365 yards and two touchdowns ... averaged 11.8 yards a reception ... caught one pass in the win against NC State ... caught an 8-yard pass against Clemson ... recorded 25 yards on two catches with one touchdown in the win against JMU ... caught four passes for 24 yards and rushed one time in the win versus Wake Forest ... had 53 receiving yards on four catches in the win against Virginia ... caught a 12 yard touchdown pass from Malik Cunningham ... had 44 yards on four carries against Boston College ... led the team with 56 reception yards on five passes including a 30 yard pass in the win against USF ... had 61 reception yards on three attempts in the loss against Florida State ... rushed one time and caught six passes for a total of 42 yards in the win at UCF ... recorded 57 yards receiving including one for a 45-yard play against Syracuse.

**2021:** Finished third on the team with 29 receptions for 444 yards and four scores ... averaged 15.3 yards a reception ... named All-ACC Academic ... grabbed three passes for 46 yards versus Air Force ... caught three passes for 43 yards versus Kentucky ... caught four passes for 41 yards and a touchdown versus Duke ... recorded a career high six receptions for 54 yards and a personal best two touchdowns against Syracuse ... notched four receptions for 70 yards against Virginia ... grabbed four passes for 151 yards, including a 93-yard reception versus Eastern Kentucky.

**High School:** Played wide receiver at Dillon High for Jackie Hayes ... committed to Louisville on 7/2/20 ... ranked as a three-star prospect by all the major recruiting outlets ... tabbed No. 596 in the 247Sports Composite rankings ... slotted as the No. 95 wide receiver and the No. 6 player in South Carolina ... ranked as the No. 149 wide receiver nationally and the No. 14 prospect in South Carolina ... rated the second-best player in the state by Rivals ... invited to the 2021 Epic 84 Senior game ... voted one of the top players in South Carolina ... has been clocked at 4.4 in the 40-yard dash ... concluded his career with 102 receptions for 1,927 yards and 23 touchdowns ... averaged 18.9 yards a reception ... recorded a career long 97-yard reception as a junior ... scored on an 87-yard kickoff return ... helped Dillon to a 12-2 record and a South Carolina 3AAA state runner-up finish in the state playoffs ... recorded 50 receptions for 997 yards and 12 touchdowns in 2019 ... scored two touchdown in a win over Marlboro County ... totaled 52 catches for 930 yards and 11 scores ... scored on a 99-yard touchdown pass in the state title game as a freshman in North Carolina ... chose Louisville over Boston College, Arkansas, Baylor, Duke, Georgia Tech, Indiana, Kansas State, NC State, Michigan State, USC, Virginia Tech, Wake Forest, Minnesota, South Carolina and West Virginia.

**Personal:** Born 10/7/02 ... son of Twyla and Eric Bruce ... sports administration major.

**2023**

Opponent	No.	Yds	TD	LG
Georgia Tech	3	18	0	9
Murray State	2	17	0	20
Indiana	3	28	0	12
Boston College	3	110	2	55
NC State	2	18	0	15
Notre Dame	1	16	0	16

Pitt	0	0	0	0
Duke				
Virginia Tech				
Virginia				
Miami				
Kentucky				

**2022**

Opponent	No.	Yds	TD	LG
Syracuse	3	62	0	45
UCF	2	42	0	30
Florida State	3	61	0	55
USF	5	56	0	30
Boston College	4	44	1	29
Virginia	4	53	0	28
Pitt	-	-	-	-
Wake Forest	4	24	0	11
James Madison	2	25	1	14
Clemson	1	8	0	8
NC State	1	-10	0	0
Kentucky	1	-2	0	0
Cincinnati	1	2	0	2

**2021**

Opponent	No.	Yds	TD	LG
Ole Miss	2	18	0	12
Eastern Kentucky	4	151	0	95
UCF	1	5	0	5
Florida State	0	0	0	0
Wake Forest	2	16	1	10
Virginia	4	70	0	25
Boston College	0	0	0	0
NC State	0	0	0	0
Clemson	0	0	0	0
Syracuse	6	54	2	17
Duke	4	41	1	13
Kentucky	3	43	0	21
Air Force	3	46	0	19

**Career Statistics**

Year	G-S	No.	Yds	TD	Avg.	LG
2023	13/1	19	305	4	16.1	55
2022	12/7	31	365	2	11.8	55
2021	13/1	29	444	4	15.3	95
<b>Totals</b>	<b>38/9</b>	<b>79</b>	<b>1,114</b>	<b>10</b>	<b>14.1</b>	<b>95</b>

**Huggins-Bruce Career Highs**

Receptions	6 vs. Syracuse, 2021
Receiving Yds.	151 vs. Eastern Kentucky, 2021
Longest Catch	95 vs. Eastern Kentucky, 2021
Touchdowns	1, Several Times



**21** D'Angelo  
HUTCHINSON

DB | So. | 6-3 | 195 | St. Petersburg, Fla. | Northeast

**2023:** Appeared in six games ... recorded 10 tackles ...

**2022:** Appeared in 10 games ... finished the season with six tackles ... recorded one tackle in the win against JMU ... recorded four tackles in the win versus Wake Forest ... totaled two tackles in the win versus USF.

**High School:** Played for Shawn Davis at Northeast High ... three-star prospect from Northeast High ... rated as the No. 72 safety by ON3 ... played for Shawn Davis at Northeast High ... rated the No. 75 safety by 247Sports ... rated as the No. 87-ranked safety ... two-star Rivals prospect ... two-time team captain ... earned the team's Most Valuable Player honors ... named all-state and two-time all-conference ... played on both sides of the ball at quarterback, wide receiver, and defensive back for Northeast ... recorded 213 career tackles and 15 interceptions ... completed 33 of 56 passes for 511 yards and five TDs in seven games at quarterback ... rushed 66 times for 500 yards and five touchdowns, while catching five passes for 115 yards and two more TDs ... had an 85-yard kickoff return for a TD and a pair of two-point conversions ... recorded 40 tackles, one quarterback hurry, five interceptions - including one returned for a TD - eight pass breakups, and one forced fumble. helped Northeast to 4-4 record and was one of the team's top contributors on offense, defense, and special teams as a junior ... ended up with the third-most tackles on the team (41) and the third-most forced fumbles (1) ... was the team's leading receiver and caught seven passes for 112 yards and two touchdowns ... leader in kickoff and punt returns. Played varsity basketball for Northeast ... committed to Louisville on Nov. 18, 2021 ... chose Louisville over Iowa State, UCF, Western Kentucky, USF and Wake Forest.

**Personal:** Born 9/18/03 ... parent is Kuala Green ... undecided major.

**Career Statistics**

Year	G-S	U-A-T	TFL	S	PBU	Int
2023	11-0	2-2-4	0-0	0-0	0	0-0
2022	8-0	3-3-6	0-0	0-0	0	0-0
Totals	19-0	5-5-10	0-0	0-0	0	0-0

Hutchinson's Career Highs

Tackles	4, Wake Forest, 2022
---------	----------------------

**11** Cam'Ron  
KELLY

DB | 6-2 | 210 | R-Sr. | Chesapeake, Va. | North Carolina

**2023:** Named an All-ACC Honorable Mention .... closed the season with 69 tackles, which was the second best total on the team ... made his Louisville debut against Georgia Tech with two unassisted tackles in the win ... matched his career high in tackles with 12 in the win versus Indiana ... recorded an interception in wins over Indiana and NC State ...

**Previous School(s):** Played for four seasons at North Carolina ... temporarily transferred to Virginia where he played in their 2023 Spring Game ... started all 12 games he appeared in his senior year ... posted 49 tackles, a half TFL, an INT and a PBU ... had a season-high

six tackles three times at App State, at Duke, and vs. Georgia Tech ... appeared in all 13 games his junior year and made nine starts at defensive back ... named to the All-ACC Third Team ... ranked third on the team with 69 tackles ... tied for the ACC lead with four interceptions ... started against Duke and led the team with seven tackles and notched his first collegiate interception ... equaled a career high with 12 tackles at Notre Dame and had 12 stops against South Carolina at the Duke's Mayo Bowl ... appeared in all 12 games in 2020 and made four starts at defensive back ... named an All-ACC Academic Team selection ... ranked third on the team in 2020 with 55 tackles, and had three breakups, one tackle for loss and one forced fumble ... had a career-high 12 tackles at Virginia ... appeared in the first five games of his freshman season (2019) at defensive back before suffering a season-ending knee injury ... compiled seven tackles during the season ... attended Auburn for the spring '19 semester before transferring to UNC.

**High School:** Played at Oscar Smith High School ... four-star prospect who was ranked as the No. 218 player and the No. 10 athlete in the nation by the 247Sports Composite ... ranked as the No. 5 prospect in the state of Virginia ... also ranked the No. 23 safety in the nation and the No. 8 player in Virginia by Rivals ... appeared in the World All-Star Bowl following his senior season ... led Oscar Smith to an 11-2 record and the third round of the playoffs as a senior ... named a first-team All-USA Virginia selection and first-team Class 6 all-state at defensive back ... named a first-team All-Tidewater selection, a first-team All-Class 6 Region, first-team All-Southeastern District at defensive back, and second-team All-Southeastern District at quarterback ... accounted for 1,966 total yards and 38 TDs ... led Oscar Smith to a 12-3 record and a berth in the state championship game ... was a first-team All-USA Virginia selection and first-team Class 6 all-state at defensive back as a junior ... named the Abe Goldblatt All-Tidewater Player of the Year ... tallied 1,661 yards and 13 TDs at quarterback, running back and wide receiver, also played defensive back and returned kicks and punts ... rushed for more than 400 yards, tallied three INTs and accounted for five TDs in the postseason ... posted 35 tackles, eight INTs and 13 PBU as a sophomore.

**Personal:** Graduated from North Carolina in 2022 with a psychology degree.

**Career Statistics**

Year	G-S	U-A-T	TFL	S	PBU	Int
2023	13-12	31-38-69	5-6	0-0	2	2-
2022	8-0	3-3-6	0-0	0-0	0	0-0
2021		40-29-69				
2020		32-23-55				
2019		5-2-7				
Totals	19-0	5-5-10	0-0	0-0	0	0-0



**85** Nate  
KURISKY

TE | R-Fr. | 6-3 | 240 | Miami, Fla. | TRU Prep

**2023:** Appeared in 13 games, making nine starts ... caught 16 passes for 138 yards and a pair of touchdowns ... averaged 9.2 yards a catch ... caught his first career touchdown on Sept. 23 against Boston College ... contributed three catches for 28 yards in a win at NC State... had a career-high five receptions for 50 yards and touchdown in a win at Miami ... hauled in three receptions for 25 in the regular season finale versus Kentucky.

**2022:** Redshirted ... didn't see game action.

**High School:** Played for Randy Trivers at Gonzaga High ... three-star recruit by 247Sports ... rated the No. 3 player in Washington, D.C. area and the No. 69 tight end ... ranked by Rivals as the No. 2 player in the state ... listed as the No. 38 tight end ... pledged his commitment to Louisville on Dec. 10 ... a three-time first team All-WCAC selection ... two-time team captain ... caught 30 passes for 570 yards and two touchdowns as a senior ... Chose Louisville over offers from Boston College, Georgia Tech, Miami, Michigan State, Nebraska, Wake Forest, Pittsburgh.

**Career Statistics**

Year	G-S	No.	Yds	TD	Avg.	LG
2023	13-9	16	138	2	8.6	23
Totals	13-9	16	138	2	8.6	23

**Kurisky's Career Highs**

Receptions	5, vs. Miami, 2023
Receiving Yards	50 vs. Miami, 2023
Touchdowns	1, vs. Boston College, Miami, 2023
Longest Reception	23 vs. Miami, 2023

**42** Josh  
LIFSON

TE | R-Sr. | 6-3 | 235 | Louisville, Ky. | Kentucky Country Day

**2023:** Appeared in 13 games, making four starts ... started the opener against Georgia Tech ... finished the season with six catches for 59 yards ... Caught two passes for 12 yards in a win on the road versus NC State ... Caught a pass for 19 yards in the win against #20 Duke on Oct. 28 ... Caught one pass for 11 yards in the road win against Miami.

**2022:** Appeared in all 13 games on offense and special teams ... caught a nine-yard touchdown pass from Malik Cunningham in the win against Pitt.

**Previous School:** Transfer from Wofford College ... earned 2019 Southern Conference Academic Honor Roll ... attended Air Force Prep for the Fall 2019 semester ... played for Kentucky Country Day and recorded 100 catches for 1519 yards and 18 touchdowns ... as a senior, he recorded 28 catches for 433 yards and six touchdowns ... earned third team All-State and first team All-Metro Louisville honors ... selected to the Best of the Bluegrass and Border Bowl All-Star games ... named Kentucky Country Day Athlete of the year as a senior ... earned All-District honors three times.

**Career Statistics**

Year	G-S	No.	Yds	TD	Avg.	LG
2023	13-4	6	59	0	9.8	19
2022	13-0	1	9	1	9.0	9
2021	6-0	1	28	0	28.0	28

Totals	32-4	8	96	1	12.0	28
--------	------	---	----	---	------	----

**90** Jermayne  
LOLE

DL | R-Sr. | 6-3 | 320 | Long Beach, Calif. | Long Beach Poly | Arizona St.

**2023:** Played in 11 games, making eight starts ... totaled 16 tackles and 5.0 tackles for loss ... recorded 1.5 sacks ... had two total tackles in a win against Indiana on Sept. 16 ... contributed two tackles and sack in a home win versus #20Duke ... recorded a season-high three tackles including one tackle for loss in a win against Virginia ... contributed four tackles including 0.5 for a two- yard loss in the ACC Championship game against Florida State.

**2022:** Played in two games against Syracuse and UCF before suffering a season-ending injury.

**Previous School:** Junior (2020) - Pro Football Focus Preseason All American - First Team Defensive Line... Athlon Sports Preseason All-Pac-12... Named to PFF' College 50 entering 2021 as the No. 24 player in the nation... The highest graded defensive interior player in the Pac-12 last season with a score of 85.9 - 3.3 points more than any other conference player and good for 13th among all FBS interior linemen... Was the third-highest graded defensive lineman when playing three-technique on the year... Was second in the league with 18 defensive "stops" despite playing only four games... Had the highest run defense score in the Pac-12 at 82.1...Only scored a negative grade on 9.2 percent of his run defense snaps, the second-lowest in the league and among the top-30 lowest in all of the FBS... Led league in tackles for loss or rushes for no gain on run plays with seven... Just as disruptive in the pass rush as he was third among defensive interior players in the Pac-12 with 18 quarterback pressure... "Won" his matchup in pass rushing 14.2 percent of the time, fourth in the league... Was third on the team with 17 tackles despite being an interior lineman. Sophomore (2019) - Recorded 72 tackles this season, the third most for a Sun Devil defensive lineman since 1990 behind only Shante Carver (79 in 1993) and Terrell Suggs (73 in 2002)... His 37 defensive stops in the regular season led the nation's defensive interior linemen - two more than any other lineman in the nation... Credited with just a single missed tackle this season, tied for fourth among FBS defensive linemen... Checks in as the 16th-highest graded player in the Pac-12 with a score of 75.4 - the second-highest score among edge defenders in the league... His 81.5 score on running plays this season is 39th among edge defenders nationally... Had the 12th-highest positive run impact score in the country at 23.6 percent among players graded as interior linemen (percentage of run defense snaps where player earned a positive grade from Pro Football Focus)... Led the team with five sacks and finished second on the team with 8.5 tackles for loss... Controlled the line of scrimmage in the Sun Devils' upset road win over No. 18 Michigan State, collecting eight tackles, a tackle for loss, and a sack... Consistent performer who showed up in every game, as he was credited with at least a half a tackle for loss in 10 of 12 games this season... Recorded a career-high two tackles for loss and also recovered a fumble at No. 13 Utah... Made 20 tackles over the final three games... Earned Pac-12 Defensive Lineman of the Week honors on September 16th. Freshman (2018) - Had tackles for loss in three of the final four regular season games and started the final four games of the season... Had 5.0 tackles for loss on his 27 total tackles on the season and 3.0 sacks... Had four pass breakups on the season despite being a lineman - tied for third overall on the team and tied for the fourth among Pac-12 freshmen... Was ASU's highest-graded true freshman according to PFF, and the 10th-highest graded true freshman in the conference... His 14 QB pressures were fifth among all freshmen in the Pac-12... Had the highest positive run impact score among freshmen in the Pac-12 at 15.6 percent and was the



fifth-highest graded freshman in the Pac-12 in run defense at 74.0.

Totals 46-19 90-43-133 5-12 1 7 6

**High School:** Listed as a four-star prospect and No. 16 strong-side defensive end in the country by 24/7 Sports... Tabbed as No. 83 overall defensive end by ESPN... Finished his senior season with 80 tackles, 33 tackles for loss, and 11.5 sacks... Also helped the offensive line pave the way for scoring 38.8 points and 389.6 yards per game.

**Neal's Career Highs**

Tackles	11 vs. Virginia, 2023
Tackles for Loss	2 at BYU, 2022, vs. Indiana 2023
Sacks	1 at BYU, 2022
Interceptions	2 vs. Notre Dame 2023

**Career Statistics**

Year	G-S	U-A-T	TFL	S	PBU	Int
2023	11-8	5-11-16	5-13	1.5-7	2	0
2022	1-0	0-0	0-0	0-0	0	0
2020	4-0	17-7-24	5-20	1.5	2	0
2019	13-13	30-42-72	10-60	6.5	2	0
2018	11-11	14-13-27	5-20	3	4	0
<b>Totals</b>	<b>40-32</b>	<b>66-73-139</b>	<b>25-113</b>	<b>12.5-</b>	<b>10</b>	<b>0-0</b>

**10 Benjamin**

**PERRY**

DB | R-So. | 6-3 | 205 | Country Club Hills, Ill. | Hillcrest

**2023:** Started all 13 games ... recorded 56 total tackles and 6.5 tackles for loss – all career highs ... contributed four total tackles, one pass break up, and one tackle for loss in a neutral-site victory over Indiana ... added five tackles in a win over Boston College ... totaled six total tackles and two pass break ups over top-ten opponent Notre Dame ... was a force in a home victory over Virginia Tech, contributing two tackles, one tackle for loss, one sack, and one quarterback hit ... Had eight tackles and 1.5 TFL in a home win versus Virginia ... set a career-high nine tackles to go along with 2.5 tackles for loss in the regular-season finale against Kentucky ... contributed four tackles and one pass break-up in the ACC Championship game versus Florida St.

**Lole's Career Highs**

Tackles	8 vs. Michigan State, Oregon State, 2019
Tackles for Loss	2.5 at USC, 2020
Sacks	1.5 at USC, 2020, vs. Florida State, 2019

**2022:** totaled three tackles in the win against NC State... recorded two total tackles against Clemson... had six total tackles and two quarterback hurries in the win against Pitt... had two tackles in the win versus Virginia... totaled three solo tackles against Boston College... recorded three tackles in the win versus USF... totaled seven tackles and 1.0 tackles for loss versus Florida State... had four solo tackles in the win against UCF... had a team-high six solo tackles and two assisted tackles in the season opener against Syracuse.

**27 Devin**

**NEAL**

DB | Jr. | 6-0 | 205 | Lexington, Ky. | Douglass | Baylor

**2023:** Selected third team All-ACC after finishing third on the team in tackles with 67 ... team leader in interceptions with four ... tied for third in the ACC in interceptions ... recored four total tackles in his UofL debut versus Georgia Tech ... Contributed five total tackses, one interception, and one pass break up in a 56-0 win against Murray State ... contributed eight TOT and 2.0 tackles for loss in a neutral win over Indiana ... had a season-high two interceptions to go along with eight tackles in a top-ten win over #10 Notre Dame on Oct. 7 ... set a season-high 11 tackles to go along with one interception versus Virginia ... marked his third game of the year with 8 tackles in a road victory over Miami ... had three tackles versus Kentucky ... added five tackles in the ACC Championship game against Florida St.

**2021:** Appeared in four games ... made debut versus Eastern Kentucky, recording one tackle ... posted a pair of tackles versus Syracuse and one versus Kentucky.

**Before Louisville:** Played three seasons at Baylor ... recorded 41 tackles and two interceptions in 11 games at Baylor in 2022 ... played in 13 games, totaling 22 tackles and a forced fumble in 2021 ... Set a career high with six tackles against Texas Southern ... came within one tackle of his career high with five against West Virginia ... played in all nine games in nine games as a freshman... totaled three tackles on the year ... played for coach Brian Landis at Frederick Douglass High School.

**High School:** Highly-rated prospect ... four-star athlete by 247Sports ... ranked as the No. 354 prospect in the 247Sports composite ... rated the No. 25 safety and the No. 7 prospect in Illinois ... ranked as the No. 9 safety and the No. 2 player in Illinois ... three-star athlete and the No. 21 player in Illinois by Rivals.com ... rated as the No. 39 best prospect in school history ... played for Jordan Lynch at Mount Carmel High ... committed to Louisville on 5/10/20 ... guided Mount Carmel to the CCL championship ... team finished 14-0 and was crowned Illinois state champions ... earned second team all-conference accolades ... finished with 75 tackles, 4.0 tackles for loss and 1.0 sacks from his safety position ... credited with two forced fumbles ... set a school mark with nine interceptions, including 79 yards in return yardage ... led the state in interceptions ... blocked one kick ... also participated in basketball, track and volleyball ... outstanding student ... chose Louisville over offers from Colorado, Oregon, Michigan State, Cincinnati, Illinois, Indiana, Iowa State, Kansas State, Minnesota, Missouri, Nebraska, Purdue and West Virginia.

Helped team to a 14-1 record and a state championship appearance as a senior ... runner up for Kentucky Player of the Year ... played both running back and safety ... 70 carries for 602 yards and nine touchdowns ... logged 79 tackles, 9.0 TFL and two interceptions ... had 55 tackles and one interception as a junior ... 247 Sports' No. 9 player in Kentucky ... ESPN's No. 13-ranked player in state ... also ran track.

**Career Statistics**

Year	G-S	U-A-T	TFL	S	PBU	Int
2023	13-12	41-26-67	3-9	0-0	6	4
2022	11-7	31-10-41	2-3	1	1	2
2021	13-0	16-6-22	0-0	0-0	0	0
2020	9-0	2-1-3	0-0	0	0	0



**13 Jack PLUMMER**

QB | Sr. | 6-5 | 215 | Gilbert, Ariz. | Gilbert

**2023:** Started all 13 games at quarterback this season ... Went 18-31 for 247 yards, three touchdowns, and a season-high 51 rushing yards in the season-opening win against Georgia Tech ... 13-23 for 238 yards and one touchdown in the win over Indiana ... Went 18-21 (85%), setting three new season-highs with 388 passing yards, 5 passing touchdowns, and a rushing touchdown in the win over Boston College ... went 21-35 for 286 yards with one touchdown and two interceptions in a road win versus NC State ... Went 17-24 (70%), for 145 yards and a touchdown in a top-ten win against #10 Notre Dame ... Threw for 350 yards (29-52) with one touchdown and 2 interceptions in a road loss to Pitt ... Completed 11-12 (91%) for one touchdown in a win against Virginia Tech ... Threw for 243 yards and two touchdowns in a win over Virginia ... Had 24 completions for 308 and three touchdowns in the win over Miami ... Threw for 242 yards with two touchdowns and one interception in a loss versus Kentucky ... Went 14-36 for 111 yards and one interception in the ACC Championship game versus Florida St.

**Before Louisville:** Played one season at Cal (2022) and spent four years at Purdue (2018-21) ... started all 12 games as Cal's first new starter at quarterback since Chase Garbers assumed the role during the 2018 campaign ... completed 282-of-451 passes (62.5%) for 3095 yards that rank sixth on Cal's all-time single-season list with 21 touchdowns that rank tied for eighth and nine interceptions for a 131.5 rating ... ranked third in the Pac-12 and tied for 16th nationally in completions per game (23.50) through the end of the 2022 regular season and completed at least 20 passes in 10 of 12 games including each of the last eight, as well as fifth in the Pac-12 ... threw for three touchdowns or more five times and at least one touchdown pass in 10 of 12 games ... had a string of 137 consecutive passes over three full games and portions of two others without an interception until he was intercepted on his third pass attempt at Colorado (Cal's all-time record of 185 consecutive passes without an interception was set by Jared Goff in 2014) ... passed 268 yards, 3 TD in his Cal debut against UC-Davis ... threw for 278 yards and one score in a 24-10 win over UNLV ... went 18-of-28 for 245 yards and three touchdowns against Arizona ... attempted a career high 52 passes against Colorado ... passed for 406 yards on 35-of-49 with three touchdowns in a loss at USC ... tied a career high with four touchdowns in a 35-28 loss to UCLA ... played in 21 games with 13 starts over the final three seasons of his four campaigns at Purdue and completed 319-of-492 passes (64.8%) for 3405 yards with 26 touchdowns and 10 interceptions for a 136.35 quarterback rating ... played in a career-high-tying nine games including starts in each of the first four and helped his squad post a 3-1 record in those contests as a 2021 junior when he completed 87-of-127 passes (68.5%) for 864 yards with seven touchdowns and no interceptions for a 143.84 quarterback rating playing for a team that finished 9-4 overall and defeated Tennessee in the Transperfect Music City Bowl ... averaged 312.7 passing yards per game as a 2020 sophomore when he played in and started the final three games of the season and completed 88-of-124 passes (70.9%) for 938 yards with eight touchdowns and two interceptions for a 152.57 quarterback rating ... registered his single-season career-high numbers for an entire campaign as a 2019 sophomore when he played in seven games with six starts and completed 144-of-241 passes for 1603 yards with 11 touchdowns and eight interceptions ... named the Big Ten Offensive Player of the Week for his performance in a 40-14 win over Maryland as a 2019 sophomore when he completed 33-of-41 passes (80.4%) for 420 yards and three touchdowns with his completions, completion percentage and passing yards career bests ... earned Academic All-Big Ten honors in each of his final three seasons (2019-21) ... earned Academic All-Big Ten honors in 2020 ... started the final three games of the season ... finished the year 88 of 124 for 938 yards and eight

touchdowns ... averaged 312.7 yards passing per game ... completed 35 of 42 attempts for 367 yards and three touchdowns at Minnesota on Nov. 20 ... finished 33 of 47 for 334 yards and three touchdowns vs. Nebraska ... Academic All-Big Ten in 2019 ... appeared in seven games, making six starts ... completed 144 of 241 passing attempts for 1,603 yards and 11 touchdowns on the year ... made first collegiate start at No. 12 Penn State on Oct. 5, finishing 13 of 27 for 119 yards and a touchdown ... named the Big Ten Offensive Player of the Week after completing 33 of 41 passes for 420 yards and three touchdowns against Maryland on Oct. 12 ... completed 30 of 50 passes for 327 yards and two touchdowns at No. 23 Iowa on Oct. 19 ... Did not play in 2018 ... threw for 2,822 yards and 35 touchdowns, to just seven interceptions, while completing 58.8 percent of his passes in 10 games for Gilbert ... had five 300-yard passing games, including 349 yards against Red Mountain ... threw four or more touchdown passes in seven games, including five against Mesquite and Highland ... threw 69 touchdown passes in three seasons ... listed as the No. 30 quarterback in the country by ESPN.com. ... named to the honorable mention All-USA Arizona High School Team. Did not play in 2018 ... threw for 2,822 yards and 35 touchdowns, to just seven interceptions, while completing 58.8 percent of his passes in 10 games for Gilbert ... had five 300-yard passing games, including 349 yards against Red Mountain ... threw four or more touchdown passes in seven games, including five against Mesquite and Highland ... threw 69 touchdown passes in three seasons ... listed as the No. 30 quarterback in the country by ESPN.com. ... named to the honorable mention All-USA Arizona High School Team.

**Plummer's Career Highs**

Rushing Attempts	14 at Penn St., 2019
Rushing Yards	61 vs. Nebraska, 2019
Longest Rush	24 at Notre Dame, 2022
Passing Attempts	52 at Colorado, 2022, at Pittsburgh, 2023
Passing Completions	35 at Minnesota, 2020, at Southern Cali., 2022
Passing Yards	420 vs. Maryland, 2019
Longest Completion	89 vs. Nebraska, 2020

**41 Ramon PURYEAR**

DL | R-Jr. | 6-3 | 260 | Louisville, Ky. | Eastern

**2023:** Played in 13 games, making five starts ... recorded a career high 21 tackles 6.0 tackles for loss and 4.0 sacks ... registered first interception in the second half against Georgia Tech ... contributed three total tackles, 0.5 tackles for loss, and one quarterback hit in the home-opener versus Murray State ... totaled five tackles, 2.0 tackles for loss and 1.0 sacks in a 13-10 win over NC State ... credited with three tackles and 1.0 sacks against Virginia Tech and two tackles and 1.0 sacks versus Florida State.

**2022:** Played in 12 games, making one start ... had two tackles against Clemson ... started lone game versus USF ... ended the season with 14 tackles, 2.0 tackles for loss and 1.5 sacks ... totaled two tackles in the win against Wake Forest ... recorded one tackle in the win versus Virginia ... totaled one tackle against Boston College ... recorded two tackles and 0.5 tackles for loss versus Florida State ... had two tackles, 1.0 sacks, and 1.0 tackles for loss in the win against UCF ... had one solo tackle in the season opener against Syracuse.

**2021:** Earned a full scholarship in the spring ... played in 12 games, making six starts ... totaled two tackles versus Duke and Kentucky ... recorded half sacks versus Virginia and Syracuse.

**2020:** Played in 11 games, making a pair of starts versus Virginia Tech and Virginia ... recorded eight tackles and 1.5 tackles for loss ... recorded a pair of



tackles in games versus Pittsburgh, Notre Dame and Wake Forest ... recorded first tackle for loss at Notre Dame.

**2019:** Appeared in three games, playing against Eastern Kentucky, Western Kentucky and Florida State.

**High School:** Graduated from Eastern High School ... Totaled 42 tackles as a senior, including 10 tackles for loss ... Two-time All-District selection ... Named second team All-State by the Courier Journal as a senior.

**Personal:** Born 4/12/01 ... son of Mittie Hayes and Ramon Puryear, Sr. ... graduated with a business administration degree ... working on a master's in sports administration.

**Career Statistics**

Year	G-S					
U-A-T	TFL S					
PBU	Int					
2023	13-5	10-11-21	6-30	4-26	0	1-(-1)
2022	13-1	7-7-14	2-5	1.5-4	0	0
2021	12-5	4-6-10	1-5-6	1-5	0	0
2020	10-3	2-6-8	1.5-2	0-0	0	0
2019	3-0	0-0-0	0-0	0-0	0	0
Totals	51-14	23-30-53	11-43	6.5-35	0	1-(-1)

**Puryear's Career Highs**

Tackles	5 vs. NC State, 2023
Sacks	1, Five Times
Tackles for Loss	2, vs. NC State, 2023

**34 T.J. QUINN**

LB | R-So. | 6-0 | 230 | Valdosta, Ga. | Lowndes

**2023:** Team leader in tackles with 87 ... earned All-ACC Honorable Mention accolades ... recorded four double-digit tackle games ... recorded six tackles and one pass break up in the season opening win versus Georgia Tech ... had six total tackles to go along with a fumble recovery in the home opening Win against Murray State ... recorded double digit tackles in four games on the season: NC State (11), #10 Notre Dame (10), Pittsburgh (12), and Florida St. (11) ... recorded five tackles with his first career interception taken back for 15 yards in a win against Virginia Tech ... contributed five tackles in a win over Virginia ... registered two tackles and two quarterback hits in the road win versus Miami.

**2022:** Appeared in 13 games ... ended the season with 18 tackles ... logged two tackles in the win against NC State... recorded two tackles and 0.5 tackles for loss in the win against JMU... totaled seven tackles, and one quarterback hurry in the win versus Wake Forest... recorded one tackle in the win against Pitt... totaled one tackle against Boston College.

**High School:** Rated as the No. 984 prospect in the 247Sports Composite rankings ... tabbed the No. 75 safety and No. 85 in the state of Georgia ... three-star 247Sports prospect ... rated the No. 98 Safety and No. 93 in Georgia ... rated a three-star prospect by Rivals ... ranked as the No. 75 player in the state of Georgia ... played for Jamey DuBose at Lowndes High ... named to the first team all-region squad at safety ... committed to the Cardinals on 6/18/20 ... received over 30 scholarship offers ... defeated North Cobb 21-12 in the third round of the state playoffs ... recorded nine tackles versus Lee County ... added four tackles and an interception in a week one win over Archer ... was named the Player of the Week in the Region for a top performance in a win over Tift ... credited with nine tackles in a nationally televised game on ESPN2 versus Valdosta ... recorded 51 tackles and 1.0 sack as a junior ... earned all-region accolades after helping Lowndes to

14 wins and an appearance in the 7A state title contest ... chose Louisville over Virginia Tech, North Carolina State, Air Force and Appalachian State.

**Personal:** Son of former UofL player Terry Quinn, who played running back and defensive back for the Cardinals from 1991-94.

**Career Statistics**

Year	G-S	U-A-T	TFL	S	PBU	Int
2023	13-13	30-57-87	2.5-10	0.5-5	2	1
2022	13-0	9-9-18	0.5-1	0-0	0	0
2021	1-0	0-2-2	0-0	0-0	0	0
Totals	37-13	39-68-107	3-11	0.5-5	2	1

**Quinn's Career Highs**

Tackles	12 at Pittsburgh, 2023
Tackles for Loss	1 at Pittsburgh, 2023
Sacks	0.5 vs. Virginia Tech, 2023
Interceptions	1 vs. Virginia Tech, 2023

**95 Mason REIGER**

DL | Jr. | 6-4 | 250 | Hoffman Estates, Ill. | Conant

**2023:** Appeared in nine games ... finished the season with 21 tackles ... recorded 6.0 tackles for loss and 5.0 sacks ... played a pivotal role in the top-ten win versus Notre Dame on Oct. 7, contributing a season-high four tackles, two sacks for 12 yards, and one forced fumble .. had three tackles and one sack for 14 yards in the win against Virginia Tech ... contibuted three tackses, 1.5 for loss, one sack for 1o yards, and one quarterback hit in the road victory versus Miami ... registered five tackles against Florida St. in the ACC Championship game.

**2022:** Played in 13 games at defensive end ... finished the season with 18 tackles, including 7.0 tackles for loss ... credited with 1.0 sack ... totaled three tackles, 2.0 tackles for loss, and one forced fumble against Clemson... had two tackles and one quarterback hurry in the win against JMU... had one tackles and one fumble return in the win against Wake Forest... recorded five tackles and one forced fumble in the win against Pitt... had 3.0 tackles, 1.0 sacks with a loss of 11 yards, and 2.0 tackles for loss in the win versus Virginia... totaled one tackle, 1.0 tackle for loss, and one pass break up in the win versus USF... recorded one tackle and 0.5 tackles for loss versus Florida State... had one tackle and 1.0 tackles for loss in the win against UCF.

**2021:** Played in nine games ... totaled nine tackles, 3.5 tackles for loss and a pair of sacks ... recorded sacks versus Virginia and Syracuse ... recorded two tackles and 1.0 tackles for loss versus Kentucky ... totaled one tackle versus Air Force.

**2020:** Appeared in one game ... played defensive line versus Virginia.

**High School:** Named honorable mention Northwest Suburbs by the Chicago Herald ... was team captain ... leading tackler and one of the top tacklers in the area ... named all-conference ... also played baseball.

**Career Statistics**

Year	G-S	U-A-T	TFL	S	PBU	Int
2023	8-1	11-5-16	6-43	5-41	2	0
2022	13-0	11-7-18	7-29	1-11	0	0
2021	9-0	7-2-9	4.5-13	2-9	0	0
Totals	50-14	29-14-43	17.5-85	8-61	3	0



**Reiger's Career Highs**

Tackles	5 vs. Pittsburgh, 2022, vs. Florida St. 2023
Tackles for Loss	2 at Virginia, 2022, at Clemson, 2022, vs. Notre Dame 2023
Sacks	2 vs. Notre Dame, 2023

**3 Quincy**

**RILEY**

DB | R-Jr. | 6-0 | 185 | Columbia, S.C. | A.C. Flora

**2023:** Started all 13 games, recording 45 tackles, two interceptions, and eight pass breakups... seven tackles and a pass breakup at Indiana... five tackles and an interception at NC State... four tackles, an interception, and a pass breakup vs. #10 Notre Dame... six tackles at Miami... six tackles and 0.5 TFL vs. Kentucky... three solo tackles and a pass breakup in season opener vs. Georgia Tech... three tackles and two pass breakups vs. Boston College... two tackles, a QB hurry, and a pass breakup vs. Virginia ... Contributed six tackles each versus Miami and Kentucky.

**2022:** had one interception and three tackles in the win against NC States... recorded three tackles against Clemson... totaled two interceptions for 101 yards... had three tackles in the win against Wake Forest... recorded four tackles in the win against Pitt... totaled four tackles in the win versus Virginia... totaled two tackles and 1.0 sacks for a loss of ten yards in the win versus USF... recorded two solo tackles versus Florida State... had one tackle and two pass breakups in the win against UCF... totaled two solo tackles in the season opener against Syracuse.

**Previous School:** Played three seasons at Middle Tennessee ... played in nine games and had seven starts in 2021 ...ended the season with 33 tackles, including 4.5 TFLs, 1.5 sacks, nine pass breakups and a team-high five interceptions ... fourth nationally and first in C-USA in interceptions with five ... voted First Team All-C-USA ... named to the PFF All-Conference USA First Team ... recorded two interceptions for his second multi-interception game of his career versus UTSA ..a had eight stops, including 2.0 TFLs at Charlotte ... returned an interception 45 yards for a touchdown against FIU ... led team with a career-best 13 tackles to go with a pass breakup at FAU ... named C-USA All-Freshman in 2020 ... ended the season with 14 tackles, including a TFL, two interceptions and four pass breakups ... collected two interceptions for 77 yards against North Texas before being injured ... played in three games in 2019 ... lettered in football, basketball and track at A.C. Flora High ... rated a three-Star recruit by 247Sports and the No. 16 recruit in South Carolina ... led A.C. Flora with five interceptions in 2018 to go with 28 tackles. Also had 19 receptions for 303 yards and four touchdowns to go with six special teams scores ... Region IV-4A Special Teams Player of the Year ... earned all-state honors in football and was a member of the Columbia Metro All-Star team ... won the South Carolina 4A 100 (10.4) and 200 meters ...earned all-state and all-region honors in track while also being named the team's MVP ... named the South Carolina Boys 4A Track Player of the year in 2019.

**Career Statistics**

Year	G-S	U-A-T	TFL	S	PBU	Int
2023	13-13	25-19-44	0.5-1	0-0	10	2
2022	12-3	24-3-27	1-10	1-10	5	3
<b>Totals</b>	<b>25-6</b>	<b>49-22-71</b>	<b>1.5-11</b>	<b>1-10</b>	<b>15</b>	<b>5</b>

**Riley's Career Highs**

Tackles	7 vs. Indiana, 2023
Tackles for Loss	1 vs. South Florida, 2022
Sacks	1 vs. South Florida, 2022
Interceptions	2 vs. Wake Forest, 2022

**99 Dezmond**

**TELL**

DL | Jr. | 6-1 | 290 | Stockbridge, Ga. | Dutchtown

**2023:** Started 13 games ... ended the season with 20 tackles, 4.0 tackles for loss and a pair of sacks ... contributed two tackles in the ACC Championship versus Florida St. ... earned 20 tackles... tallied four tackles for loss and two sacks... two tackles and a tackle for loss at Miami... three tackles and 0.5 tackles for loss vs. Virginia... two tackles at Pittsburgh... two tackles and 0.5 tackles for loss at NC State... four tackles and 1.0 sacks vs. Boston College... two tackles vs. Murray State... three tackles, 1.0 sacks, and a forced fumble vs. Georgia Tech in season opener.

**2022:** Started all 13 games at the defensive tackle position ... credited with 27 tackles ... recorded 5.5 tackles for loss and 3.0 sacks ... credited with five tackles and a sack against Cincinnati ... recorded two tackles, 0.5 sacks, and 0.5 tackles for loss in the win against NC State... totaled two tackles, 0.5 tackles for loss, and one quarterback hurry in the win against JMU... had two tackles and 1.0 tackles for loss in the win against Wake Forest... recorded two tackles, 1.0 sacks, 1.0 tackles for loss, and one fumble return in the win against Virginia... had one tackle against Boston College... recorded two tackles in the win versus USF... totaled four tackles, 1.0 sacks, and 1.5 tackles for loss versus Florida State... had three tackles in the win against UCF... recorded two tackles and 0.5 tackles for loss in the season opener against Syracuse.

**2021:** Appeared in 13 games ... finished with nine tackles ... tallied two tackles versus UCF ... credited with three tackles versus NC State.

**2020:** Played in eight games ... finished the season with five tackles and 1.0 tackles for loss ... made his collegiate debut against Western Kentucky ... got his first career start at nose tackle against Georgia Tech and recorded his first tackle with the Cardinals ... had a tackle in the win over Florida State ... assisted on a stop against Virginia Tech ... picked up a pair of tackles at Virginia.

**High School:** Played at Dutchtown High School ... rated as the 68th-ranked defensive tackle nationally and 79th-ranked player in the state of Georgia ... recorded a bench press of 325 pounds and a squat of 475 pounds ... ran a 4.87 40-yard dash ... credited with seven tackles, including two tackles for a loss in a 27-6 win over Union Grove ... posted six tackles as Dutchtown defeated Crisp County 19-17 ... named first team all-region ... finished his senior season with 67 tackles, 15 tackles for loss and 12 sacks ... team ended the year at 11-2 and lost in the third round of the playoffs ... defense finished No. 1 in the state ... also played baseball and participated on the wrestling team.

**Career Statistics**

Year	G-S	U-A-T	TFL	S	PBU	Int
2023	13-12	8-12-20	4-17	2-14	0	0
2022	13-13	10-16-26	4.5-10	2	0	0
2021	8-1	3-6-9	0.5-1	0	0	0
2020	7-1	2-3-5	1-1	0	0	0
<b>Totals</b>	<b>41-27</b>	<b>23-37-60</b>	<b>10-29</b>	<b>4</b>	<b>0</b>	<b>0</b>

**Tell's Career Highs**

Tackles	4 vs. Florida St. 2022, vs. Cincinnati, 2022, vs. Boston College, 2023
Tackles for Loss	1, 7 times
Sacks	1 at Virginia, 2022, at Georgia Tech, 2023, vs. Boston College, 2023



**40 Brock**

Travelstead

K | Jr. | 6-1 | 205 | Acworth, Ga. | North Paulding

**2023:** Made 17 of 24 field goal attempts with a long of 53 yards... 17 field goals made are the fourth-most made in a season ... recorded 26 punts for an average of 39.7 yards and a long of 55 yards... Also had 64 kickoffs resulting in 37 touchbacks and an average of just over 60 yards... career-high four field goals vs. #10 Notre Dame on top of eight kickoffs for 514 yards and three touchbacks... recorded three field goals made vs. #20 Duke with five of six kickoffs attempts resulting in a touchback... 46-yard field goal vs. Kentucky... 2 field goals including one of 53 yards at NC State, which was a new school record... booted four field goals vs. Georgia Tech in home opener... placed two punts inside the 20 vs. Indiana.

**2022:** had six kickoff attempts for 371 yards and an average of 61.8 yards with two touchbacks in the win against NC State... recorded 200 yards on three kickoff attempts with an average 66.7 yards against Clemson... had six kickoff attempts for 387 yards in the win against JMU... recorded 490 yards on eight attempts and three touchbacks in the win versus Wake Forest... had five kickoff attempts for 325 yards for an average of 65.0 yards in the win against Pitt... recorded 356 yards on six kickoff attempts and three touchbacks in the win versus Virginia... recorded seven kickoff attempts for 445 yards with five touchback against Boston College... had eight kick-off attempts for 506 total yards with a season-high six touchbacks in the win versus USF... recorded six kickoff attempts for 390 yards with five touchbacks versus Florida State... had 5 kickoff attempts with three touchbacks in the win against UCF... recorded two kickoff attempts for 115 yards with two touchbacks in the season opener at Syracuse.

**2021:** Handled the kickoff duties in 13 games ... registered 32 touchbacks ... went 3-for-3 on extra points – all coming versus Air Force.

**2020:** Appeared in 11 games ... handled the kickoff duties.

**High School:** Enrolled in January ... played for at North Paulding High School for Jim Bob Bryant ... handled both placekicking and punting duties... ... sixth-ranked kicker nationally and 187th ranked player in Georgia ... 247Sports ranks him as the No. 5 kicker nationally ... went 28-for-35 on field goals and 128-for-130 on PAT's during his scholastic career ...two-time all-state honoree ... three-time All-County Special Teams Player of the Year... appeared in the Rising Seniors game in 2019 ... honored as a Max Preps All-American ... voted a Kohl's Kicking first team All-American ... finished as a runner-up as the Chris Sailer National High School Kicker of the Year ... selected on the GPB All-Classification All-Star team ... received the Golden Helmet Award for special teams ... named the 7A Region 3 Special Teams Player of the Year in 2018 and 2019 ... picked as one of the 11 players in Georgia to play in the Adidas All-American Bowl ... named a preseason High School All-American ... averaged 68 yards a kickoff, recording 130 touch backs in his career ... averaged 44.0 yards per punt ... connected on a 55-yard field goal to win at competition at the Chris Sailer Kicking Camp ... was a Top 12 selection.

**Career Statistics**

Yr	G	FGM-A	FG%	LG	PAT	PAT%	PTS
2023	13	17-24	70.8	53	39-41	95.1	90

**35 Antonio**

WATTS

LB | So. | 6-2 | 225 | Columbus, Ga. | Carver

**2023:** Played 13 games as a reserve linebacker ... recorded 28 total tackles and 6.0 tackles for loss ... tallied 1.0 sacks ... recorded a career-high with four tackles, one for loss in the season-opener versus Georgia Tech ... registered three tackles in five games on the season against Murray State, #10 Notre Dame, Pitt, Virginia Tech, and Miami ... tallied 1.0 sacks and 2.0 tackles for loss for nine yards in a home win against Virginia on Nov. 9 ... had three tackles and one quarterback hit in the road win versus Miami ... contributed one tackle apiece versus Kentucky and Florida State.

**2022:** Redshirted.

**High School:** Three-star prospect ... rated the No. 125 safety and the No. 135 player in Georgia ... played three years on varsity for Carver, the same school that produced former UofL standouts Khane and Jawon Pass ... Class 4-A first-team All-State selection ... finished his scholastic career with 170 tackles and seven interceptions ... recorded 104 tackles, seven tackles for a loss, four interceptions, 21 pass breakups, and three forced fumbles to guide Carver to a 12-2 record ... guided Carver to a 10-1 mark after registering 62 total tackles, including nine tackles for loss, and three interceptions as a junior ... chose Louisville over Syracuse.

**Personal:** Born 2/12/03 ... son of Anthony Watts ... exercise science major.

**Career Statistics**

Year	G-S	U-A-T	TFL	S	PBU	Int
2023	13-0	16-12-28	6-19	1-1	0	0-0
2022	1-0	0-0-0	0-0	0-0	0	0-0
<b>Totals</b>	<b>13-0</b>	<b>16-12-28</b>	<b>6-19</b>	<b>1-1</b>	<b>0</b>	<b>0-0</b>



**BOWL RECAPS**

**Sun Bowl, Jan. 1, 1958**

Louisville	7	14	7	6	-	34
Drake	7	7	0	6	-	20

Attendance: 9,000

DU (1st) LaBrasca 7 yd run (Leeman kick)  
 LOU (1st) Cain 40 yd pass from Bryant (Young kick)  
 LOU (2nd) Young 31 yd pass from Orem (Young kick)  
 DU (2nd) Newell 1 yd run (Leeman kick)  
 LOU (2nd) Bryant 4 yd run (Young kick)  
 LOU (3rd) Porco 2 yd run (Young kick)  
 LOU (4th) Young 20 yd pass from Bryant (kick failed)  
 DU (4th) Kinzel 55 yd pass from LaBrasca (kick failed)

**Team Statistics**

	LOU	DU
First Downs	14	16
Rushes-Yds.	52-228	176
Passing Yds.	148	140
Passes (C-A-I)	6-10-0	10-33-1
Fumbles-Lost	1-0	3-2
Penalties-Yds.	5-75	5-51
Punts-Avg.	5-34.2	4-26.8
KO Returns-Yds.	3-19	-

**Individual Leaders**

**Rushing:** LOU-Porco 20-119-1, Bryant 14-80-1, Cain 7-20-0, Dunbar 3-18-0, Lyles 2-6-0, Orem 6-4-0;  
 DU-Newell 15-87-1, McCarger 6-36-0, Wilkens 5-21-0, LaBrasca 6-18-1, Svetich 2-14-0  
**Passing:** LOU-Orem 4-5-88-1-0, Bryant 2-4-60-2-0, Porco 0-1-0-0-0; DU-LaBrasca 10-31-140-1-1, Mazzenga 0-2-0-0-0  
**Receiving:** LOU-Young 4-95-2, Cain 1-40-0, Cheppo 1-13-0; DU-Newell 3-41-0, Treimer 2-15-0, Kinzel 1-55-1, Pohl 1-15-0, Mertens 1-10-0, McCarger 1-9-0, Wilkens 1-5-0  
**Interceptions:** LOU-Cain-1

**Pasadena Bowl, Dec. 19, 1970**

Louisville	14	7	3	0	-	24
Long Beach St.	7	7	2	8	-	24

Attendance: 20,472

CSLB (12:42, 1st) Burns 4 yd run (Logue kick)  
 LOU (3:53, 1st) Madeya 4 yd run (Marcus kick)  
 LOU (2:23, 1st) Welch 65 yd int return (Marcus kick)  
 LOU (8:45, 2nd) Madeya 1 yd run (Marcus kick)  
 CSLB (0:27, 2nd) Burns 2 yd run (Logue kick)  
 LOU (3:54, 3rd) Marcus 24 yd FG  
 CSLB (0:14, 3rd) Team safety  
 LOU (13:05, 4th) Burns 4 yd run (Graves pass)

**Team Statistics**

	LOU	CSLB
First Downs	20	16
Rushes-Yds.	50-174	53-191
Passing Yds.	148	90
Passes (C-A-I)	12-27-1	9-17-1
Fumbles-Lost	1-0	4-3
Penalties-Yds.	6-36	5-44
Punts-Avg.	8-39.3	6-30.5
Punt Returns-Yds.	4-22	2-11

**Individual Leaders**

**Rushing:** LOU-Jesukaitis 20-102-0, Gatti 16-40-0, Campbell 4-26-0, Griffin 1-11-0, Brinkman 1-4-0, CSLB-Burns 30-117-3, Kirby 12-81-0, Albrecht 4-7-0  
**Passing:** LOU-Madeya 12-27-148-0-1; CSLB-Drake 9-17-90-0-1  
**Receiving:** LOU-Brinkman 5-48-0, Hart 3-58-0, Burdock 2-30-0, Campbell 1-14-0, Jesukaitis 1-(-2)-0; CSLB-Matthews 4-54-0, Kirby 2-16-0, Rigger 1-10-0, Albrecht 1-8-0, Davidian 1-2-0

**Independence Bowl, Dec. 17, 1977**

Louisville	7	0	7	0	-	14
Louisiana Tech	21	3	0	0	-	24

Attendance: 18,500

LOU (13:10, 1st) Miller 60 yd punt return (Posadas kick)  
 LT (8:49, 1st) Lewis 1 yd run (Swilley kick)  
 LT (5:22, 1st) Pree 41 yd pass from Thibodeaux(failed)  
 LT (2:21, 1st) McCartney 8 yd pass from Thibodeaux (Lewis run)  
 LT (1:49, 2nd) Swilley 21 yd FG  
 LOU (9:52, 3rd) Miller 13 yd run (Posadas kick)

**Team Statistics**

	LOU	TECH
First Downs	11	25
Rushes-Yds.	44-100	44-48
Passing Yds.	61	287
Passes (C-A-I)	9-23-1	19-39-2
Fumbles-Lost	8-3	6-3
Penalties-Yds.	8-92	4-36
Punts-Avg.	8-38	6-32

**Individual Leaders**

**Rushing:** LOU-Poole 17-50-0, Mullins 2-24-0, Miller 1-13-1, Prince 13-12-0, Moon 2-8-0, Stram 7-4-0, Butler 2-(-2)-0; LT-Lewis 17-59-1, Herren 9-36-0, Leviston 6-12-0, Singleton 4-4-0, Yates 1-1-0, McCartney 1-(-6)-0  
**Passing:** LOU-Stram 7-18-61-0-1, Mullins 2-5-0-0-0; LT-Thibodeaux 19-39-287-2-2  
**Receiving:** LOU-Prince 3-(-3)-0, Besanceney 2-25-0, Mitchell 2-17-0, Miller 1-17-0, Poole 1-5-0; LT-McCartney 5-71-1, Foppe 4-78-0, Lewis 4-22-0, Pree-2-61-1, Herren 1-17-0, Spruiell 1-15-0, Leviston 1-12-0, Loper 1-11-0

**Sunkist Fiesta Bowl, Jan. 1, 1991**

Louisville	25	0	7	2	-	34
Alabama	0	7	0	0	-	7

Attendance: 69,098

LOU (7:35, 1st) Ware 70 yd pass from Nagle (Wilmsmeyer kick)  
 LOU (3:40, 1st) Dawkins 5 yd run (kick blocked)  
 LOU (0:54, 1st) Cummings 37 yd pass from Nagle (Nagle pass failed)  
 LOU (0:01, 1st) Buchanan 0 yd blocked punt recovery (Nagle pass failed)  
 ALA (7:32, 2nd) Gardner 49 yd interception return (Doyle kick)  
 LOU (10:17, 3rd) Cummings 19 yd pass from Nagle (Bell kick)  
 LOU (10:16, 4th) Team safety

**Team Statistics**

	LOU	ALA
First Downs	25	10
Rushes-Yds.	39-113	33-95
Passing Yds.	458	94
Passes (C-A-I)	21-39-3	12-35-2
Fumbles-Lost	3-1	3-1
Penalties-Yds.	10-87	7-40
Punts-Avg.	3-41.0	8-40.3
Punt Returns-Yds.	7-34	0-0
KO Returns-Yds.	3-71	6-88
Time of Possession	33:54	26:06
Sacks By	8-68	4-32

**Individual Leaders**

**Rushing:** LOU-Bynm 8-48-0, Dawkins 5-38-1, Lipsey 9-23-0, Hall 2-12-0, Ware 3-11-0, Gardner 2-6-0, Jones 1-0-0, G. Brohm 1-(-2)-0, J. Brohm 2-(-3)-0, Nagle 6-(-20)-0; ALA-Turner 6-49-0, Anderson 7-26-0, Sewell 5-25-0, Woodson 8-17-0, Lassic 1-0-0, Houston 1-0-0, Etter 1-(-7)-0, Hollingsworth 4-(-15)-0  
**Passing:** LOU-Nagle 20-33-451-3-1, Lipsey 1-1-7-0-0, Watts 0-2-0-0-0, J. Brohm 0-3-0-0-2; ALA-Hollingsworth 10-23-59-0-1, Woodson 2-10-35-0-1, Etter 0-2-0-0-0  
**Receiving:** LOU-Mcay 5-110-0, Lipsey 4-65-0, Cummings 3-69-2, Dawkins 3-32-0, Jones 2-89-0, Ware 1-70-1, Broomfield 1-11-0, Nagle 1-7-0, Bynm 1-5-0; ALA-Turner 4-35-0, Lassic 2-35-0, Houston 2-4-0, Finkley 1-15-0, Russell 1-7-0, Busky 1-3-0, Sewell 1-(-5)-0  
 Interceptions: LOU-Hawthorne 1-17-0, Blackford 1-0-0; ALA-Gardner 1-49-1, Harrison 1-4-0, Langham 1-0-0

**St. Jude Liberty Bowl, Dec. 28, 1993**

Louisville	3	0	0	15	-	18
Michigan State	7	0	0	0	-	7

Attendance: 21,097

MSU (10:10, 1st) Goulbourne 1 yd run (Stoyanovich kick)  
 LOU (7:07, 1st) Akers 31 yd FG  
 LOU (12:05, 4th) Ferguson 25 yd pass from Brohm (Akers kick)  
 LOU (8:53, 4th) Team safety  
 LOU (4:57, 4th) Dawkins 11 yd run (kick failed)

**Team Statistics**

	LOU	MSU
First Downs	20	18
Rushes-Yds.	40-172	31-114
Passing Yds.	197	193
Passes (C-A-I)	19-31-0	15-28-1
Fumbles-Lost	1-0	0-0
Penalties-Yds.	6-45	5-60
Punts-Avg.	5-36.2	5-29.0
Punt Returns-Yds.	1-25	1-3



**BOWL RECAPS**

KO Returns-Yds.	2-48	4-59
Time of Possession	33:35	26:25
Sacks By	1-7	3-25

**Individual Leaders**

**Rushing:** LOU-Dawkins 14-88-1, Shelman 17-59-0, Brohm 9-25-0; MSU-Goulbourne 19-63-1, Thomas 10-57-0, Holman 1-1-0, Miller 1-(-7)-0

**Passing:** LOU-Brohm 19-29-197-1-0, Lowe 0-2-0-0-0; MSU-Miller 15-28-193-0-1

**Receiving:** LOU-Dawkins 8-68-0, Asher 4-15-0, Ferguson 3-68-1, Fitzpatrick 2-17-0, Bailey 1-16-0, Cooper 1-13-0; MSU-Coleman 6-100-0, Greene 4-49-0, Goulbourne 3-11-0, Outlaw 1-18-0, Abrams 1-15-0

**Interceptions:** LOU-Watson 1-24-0

**Motor City Bowl, Dec. 23, 1998**

Louisville	0	21	0	8	-	29
Marshall	7	14	17	10	-	48

Attendance: 52,016

MAR (2:04, 1st) Williams 29 yd pass from Pennington (Malashevich kick)

LOU (12:45, 2nd) Collins 2 yd run (Hilbert kick)

MAR (9:56, 2nd) Washington 14 yd pass from Pennington (Malashevich kick)

LOU (8:17, 2nd) Sheffield 21 yd pass from Redman (Hilbert kick)

MAR (6:57, 2nd) Williams 26 yd pass from Pennington (Malashevich kick)

LOU (1:52, 2nd) Collins 13 yd run (Hilbert kick)

MAR (12:19, 3rd) Long 50 yd pass from Pennington (Malashevich kick)

MAR (7:41, 3rd) Chapman 1 yd run (Malashevich kick)

MAR (2:54, 3rd) Malashevich 22 yd FG

MAR (14:30, 4th) Chapman 1 yd run (Malashevich kick)

LOU (10:24, 4th) Collins 1 yd run (Collins run)

MAR (5:03, 4th) Malashevich 32 yd FG

**Team Statistics**

	LOU	MAR
First Downs	26	27
Rushes-Yds.	21-66	45-202
Passing Yds.	336	411
Passes (C-A-I)	35-54-1	18-24-0
Fumbles-Lost	3-0	2-0
Penalties-Yds.	13-109	14-123
Punts-Avg.	4-49.3	1-58.0
Punt Returns-Yds.	0-0	4-62
KO Returns-Yds.	4-78	2-38
Time of Possession	28:49	31:11
Sacks By	0-0	3-29

**Individual Leaders**

**Rushing:** LOU-Collins 14-94-3, Cooper 2-0-0, Redman 5-(-28)-0; MAR-Turner 13-94-0, Chapman 26-76-2, Pennington 3-34-0, Leftwich 3-(-4)-0, Baxter 0-2-0

**Passing:** LOU-Redman 35-54-336-1-1; MAR-Pennington 18-24-411-4-0

**Receiving:** LOU-Jackson 8-96-0, Boyd 8-84-0, Sheffield 8-75-1, Collins 4-10-0, Green 3-38-0, Parker 3-27-0, Cooper 1-6-0; MAR-Cooper 5-67-0, J. Williams 3-68-2, Chapman 2-69-0, Long 2-57-1, Colclough 2-56-0, Washington 2-35-1, Kellett 1-59-0, Turner 1-0-0

**Interceptions:** MAR-D. Williams 1-0-0

**Humanitarian Bowl, Dec. 30, 1999**

Louisville	17	7	0	7	-	31
Boise State	14	7	6	7	-	34

Attendance: 29,283

LOU (12:18, 1st) Hilbert 40 yd FG

BSU (6:56, 1st) Hendricks 3 yd run (Calaycay kick)

LOU (4:41, 1st) Jackson 54 yd pass from Redman (Hilbert kick)

BSU (1:34, 1st) Swan 4 yd pass from Hendricks (Calaycay kick)

LOU (1:16, 1st) Parker 91 yd kickoff return (Hilbert kick)

BSU (13:11, 2nd) Harts 80 yd interception return (Calaycay kick)

LOU (3:39, 2nd) Dorsey 8 yd pass from Redman (Hilbert kick )

BSU (10:16, 3rd) Calaycay 26 yd FG

BSU (3:30, 3rd) Calaycay 46 yd FG

LOU (12:10, 4th) Moreau 3 yd run (Hilbert kick)

BSU (9:28, 4th) Malaythong 5 yd run (Calaycay kick)

**Team Statistics**

	LOU	BSU
First Downs	26	28
Rushes-Yds.	32-89	42-198
Passing Yds.	314	335
Passes (C-A-I)	26-47-3	20-39-0
Fumbles-Lost	1-0	3-2
Penalties-Yds.	14-120	5-61
Punts-Avg.	5-39.8	2-38.5
Punt Returns-Yds.	1-15	4-18
KO Returns-Yds.	7-188	3-96
Time of Possession	28:36	31:24
Sacks By	1-3	2-19

**Individual Leaders**

**Rushing:** LOU-Moreau 24-111-1, Parker 1-1-0, Redman 7-(-23)-0; BSU-Forsey 23-152-0, Hendricks 10-26-1, Malaythong 4-9-1, Reed 4-6-0, Davisson 1-5-0

**Passing:** LOU-Redman 26-47-314-2-3; BSU-Hendricks 20-39-335-1-0

**Receiving:** LOU-Jackson 9-109-1, Green 6-97-0, Boyd 6-73-0, Moreau 3-21-0, Dorsey 1-8-1, Parker 1-6-0; BSU-Willie 4-70-0, Fanucchi 3-80-0, Forsey 2-50-0, Stachelski 2-12-0, Colbert 2-11-0, Davisson 2-4-0, Putzier 1-37-0, Banks 1-36-0, Wingfield 1-25-0, O'Neal 1-6-0, Swan 1-4-1

**Interceptions:** BSU-Harts 1-80-1, Schillin 1-17-0, Williams 1-0-0

**AXA Liberty Bowl, Dec. 29, 2000**

Louisville	7	3	0	7	-	17
Colorado State	3	13	3	3	-	22

Attendance: 58,302

CSU (5:09, 1st) Hurst 24 yd FG

LOU (3:38, 1st) Dorsey 58 yd pass from Ragone (Smith kick)

LOU (12:37, 2nd) Smith 24 yd FG

CSU (6:49, 2nd) Sapp 2 yd run (Hurst kick)

CSU (2:37, 2nd) Rice 16 yd run (Hurst kick failed)

CSU (11:21, 3rd) Hurst 21 yd FG

LOU (13:35, 4th) Branch 14 yd pass from Ragone (Smith kick)

CSU (7:43, 4th) Hurst 32 yd FG

**Team Statistics**

	LOU	CSU
First Downs	17	22
Rushes-Yds.	24-76	50-157
Passing Yds.	321	158
Passes (C-A-I)	24-37-0	13-28-1
Fumbles-Lost	3-3	3-1
Penalties-Yds.	6-55	3-39
Punts-Avg.	5-39.2	5-44.8
Time of Possession	24:35	35:25

**Individual Leaders**

**Rushing:** LOU-Stallings 15-63-0, Ragone 7-19-0, Lester 1-1-0, Parker 1-(-1)-0; CSU-Sapp 36-160-1, Rice 2-39-1, Rebstock 1-6-0, Sanders 3-4-0, Newton 7-(-50)-0

**Passing:** LOU-Ragone 24-37-321-2-0; CSU-Newton 13-28-158-0-1

**Receiving:** LOU-Branch 10-170-1, Jackson 5-47-0, Parker 4-14-0, Ghent 3-23-0, Dorsey 1-58-1, Stallings 1-9-0; CSU-Rebstock 3-34-0, Layne 2-46-0, Ochoa 2-22-0, Rice 2-20-0, Cuppari 2-19-0, Woolstenhulme 1-9-0

**Interceptions:** LOU-Roundtree-1

**AXA Liberty Bowl, Dec. 31, 2001**

Louisville	7	7	7	7	-	28
Brigham Young	0	7	3	0	-	10

Attendance: 58,968

LOU (12:52, 1st) Miller 1 yd run (Smith kick)

BYU (7:56, 2nd) Rykert 10 yd run (Payne kick)

LOU (0:14, 2nd) Mattingly 1 yd pass from Ragone (Smith kick)

BYU (7:58, 3rd) Payne 29 yd FG

LOU (4:15, 3rd) Branch 34 yd pass from Ragone (Smith kick)

LOU (14:11, 4th) Ghent 27 yd pass from Ragone (Smith kick)

**Team Statistics**

	LOU	BYU
First Downs	17	17
Rushes-Yds.	37-58	32-84
Passing Yds.	228	192
Passes (C-A-I)	19-28-1	18-38-3
Fumbles-Lost	2-0	0-0
Penalties-Yds.	8-64	4-40
Punts-Avg.	6-36.5	4-36.8
Punt Returns-Yds.	3-6	2-8
KO Returns-Yds.	2-100	5-88
Time of Possession	28:40	31:20
Sacks By	5-34	1-6

**Individual Leaders**

**Rushing:** LOU-Patterson 21-45-0, Stallings 4-6-0, Parker 1-5-0, Miller 3-5-1, Ragone 5-4-0; BYU-P. Peterson 15-73-0, Rykert 1-10-1, C. Peterson 1-4-0, Stearns 1-0-0, Doman 13-(-2)-0

**Passing:** LOU-Ragone 19-28-228-3-1; BYU-18-37-192-0-2

**Receiving:** LOU-Branch 6-88-1, Ghent 4-62-1, Parker 4-32-0, Dorsey 3-40-0, Jones 1-5-0, Mattingly 1-1-1; BYU-Ord 4-62-0, Nead 3-39-0, Jolley 3-25-0, P. Peterson 3-13-0, Wilkerson 2-21-0, Mahe 2-6-0, Halladay 1-26-0

**Interceptions:** LOU-Burns 1-28-0, C. Johnson 1-0-0;



**BOWL RECAPS**

BYU-Gilford 1-0-0

**GMAC Bowl, Dec. 19, 2002**

Louisville	0	7	0	8	-	15
Marshall	7	10	7	14	-	38

Attendance: 40,646

MAR (4:50, 1st) Marriott 9 yd pass from Leftwich (Head kick)  
 MAR (13:13, 2nd) Head 23 yd FG  
 MAR (9:45, 2nd) Doss 8 yd pass from Leftwich (Head kick)  
 LOU (5:15, 2nd) Patterson 2 yd run (Smith kick)  
 MAR (8:34, 3rd) Doss 12 yd pass from Leftwich (Head kick)  
 MAR (11:35, 4th) Marriott 26 yd pass from Leftwich (Head kick)  
 MAR (8:34, 4th) Wallace 15 yd run (Head kick)  
 LOU (0:13, 4th) Jones 11 yd pass from Ragone (Jones pass from Ragone)

**Team Statistics**

	LOU	MAR
First Downs	20	23
Rushes-Yds.	26-56	30-99
Passing Yds.	205	249
Passes (C-A-I)	21-48-1	22-44-1
Fumbles-Lost	4-2	0-0
Penalties-Yds.	10-88	17-147
Punts-Avg.	7-43.7	6-50.2
Punt Returns-Yds.	2-15	3-5
KO Returns-Yds.	6-76	2-24
Time of Possession	26:59	33:01
Sacks By	2-8	3-22

**Individual Leaders**

**Rushing:** LOU-Ragone 9-31-0, Patterson 6-19-1, Gates 9-11-0, Miller 1-(-1)-0; MAR-Wallace 14-75-1, Hargrove 4-15-0, Carey 9-15-0, Leftwich 3-(-6)-0  
**Passing:** LOU-Ragone 20-45-193-1-1, LeFors 1-2-12-0-0, Smith 0-1-0-0-0; MAR-Leftwich 22-44-249-4-1  
**Receiving:** LOU-Owens 5-39-0, Miller 3-23-0, Glenn 2-26-0, Jones 2-25-1, Tinch 2-23-0, R. Haskins 2-23-0, Harris 2-18-0, Slatter 1-11-0, Russell 1-9-0, Clark 1-8-0; MAR-Marriott 10-137-2, Watts 3-32-0, Doss 3-26-2, Davis 2-26-0, Rader 2-21-0, Carey 1-4-0, Wallace 1-3-0  
**Interceptions:** LOU-J. Haskins 1-43-0; MAR: Satterwhite 1-31-0

**GMAC Bowl, Dec. 18, 2003**

Louisville	0	21	7	0	-	28
Miami (Ohio)	21	14	0	14	-	49

Attendance: 40,620

MIA (12:04, 1st) Larkin 28 yd pass from Roethlisberger (Parseghian kick)  
 MIA (9:07, 1st) Murray 2 yd run (Parseghian kick)  
 MIA (3:22, 1st) Nance 12 yd pass from Roethlisberger (Parseghian kick)  
 LOU (14:15, 2nd) Gates 1 yd run (Smith kick)  
 MIA (10:26, 2nd) Brandt 16 yd pass from Roethlisberger (Parseghian kick)  
 MIA (6:51, 2nd) Larkin 26 yd pass from Roethlisberger (Parseghian kick)  
 LOU (5:27, 2nd) Russell 31 yd pass from Bush (Smith kick)  
 LOU (0:00, 2nd) Russell 2 yd pass from LeFors (Smith kick)  
 LOU (0:36, 3rd) Russell 24 yd pass from LeFors

(Smith kick)  
 MIA (13:08, 4th) Smith 3 yd run (Parseghian kick)  
 MIA (7:57, 4th) Pusateri 35 yd interception return (Parseghian kick)

**Team Statistics**

	LOU	MIA
First Downs	22	28
Rushes-Yds.	38-237	33-221
Passing Yds.	255	376
Passes (C-A-I)	18-27-3	21-33-0
Fumbles-Lost	1-0	2-0
Penalties-Yds.	5-58	8-73
Punts-Avg.	4-42.3	4-30.0
Punt Returns-Yds.	2-18	4-17
KO Returns-Yds.	7-92	4-36
Time of Possession	29:08	30:52
Sacks By	2-13	3-13

**Individual Leaders**

**Rushing:** LOU-Gates 12-128-1, LeFors 8-49-0, Shelton 8-34-0, Bush 9-33-0, Haskins 1-(-7)-0; MIA-Murray 15-142-1, Smith 12-82-1, Roethlisberger 6-(-3)-0  
**Passing:** LOU-LeFors 17-26-224-2-3, Bush 1-1-31-1-0; MIA-Roethlisberger 21-33-376-4-0  
**Receiving:** LOU-Russell 7-144-3, Tinch 4-36-0, Gates 3-24-0, Ghent 2-45-0, Smith 1-5-0, Clark 1-1-0; MIA-Nance 9-169-1, Larkin 5-88-2, Tyler 2-43-0, Robinson 2-41-0, Busing 1-17-0, Brandt 1-16-1, Corbin 1-2-0  
**Interceptions:** MIA-Pusateri 1-35-1, Nande 1-22-0, Hunter 1-0-0

**AutoZone Liberty Bowl, Dec. 31, 2004**

Louisville	14	7	14	9	-	44
Boise State	10	21	3	6	-	40

Attendance: 58,355

BSU (10:49, 1st) Jones 48 yd FG  
 LOU (9:09, 1st) Barnidge 6 yd pass from LeFors (Carmody kick)  
 BSU (0:59, 1st) Avalos 92 yd interception return (Jones kick)  
 LOU (0:46, 1st) Douglas 65 yd run (Carmody kick)  
 LOU (13:12, 2nd) Clark 30 yd pass from Brohm (Carmody kick)  
 BSU (8:52, 2nd) Lau 0 yd fumble recovery (Jones kick)  
 BSU (8:38, 2nd) Acree 19 yd pass from Zabransky (Jones kick)  
 BSU (0:15, 2nd) Zabransky 1 yd run (Jones kick)  
 BSU (9:05, 3rd) Jones 42 yd FG  
 LOU (6:06, 3rd) Russell 14 yd pass from LeFors (Carmody kick)  
 LOU (2:17, 3rd) LeFors 1 yd run (Carmody kick)  
 BSU (10:51, 4th) Helmandollar 2 yd run (Zabransky pass failed)  
 LOU (6:48, 4th) Shelton 1 yd run (LeFors pass failed)  
 LOU (1:10, 4th) Carmody 19 yd FG

**Team Statistics**

	LOU	BSU
First Downs	29	15
Rushes-Yds.	50-329	38-88
Passing Yds.	235	196
Passes (C-A-I)	21-31-2	15-31-1
Fumbles-Lost	2-2	1-0
Penalties-Yds.	5-34	6-55
Punts-Avg.	2-24.0	6-39.7
Punt Returns-Yds.	4-36	1-14
KO Returns-Yds.	6-139	8-186
Time of Possession	33:35	26:25
Sacks By	2-20	0-0

**Individual Leaders**

**Rushing:** LOU-Bush 12-96-0, Shelton 18-76-1, LeFors 12-76-1, Douglas 1-65-1, Gates 3-8-0, Smith 4-8-0; BSU-Marks 15-66-0, Carpenter 3-13-0, Helmandollar 3-8-1, Zabransky 14-4-1, Sanford 1-1-0, Antwaun 1-(-2)-0, Jones 1-(-2)-0, Lau 0-0-1  
**Passing:** LOU-LeFors 18-26-193-2-1, Brohm 3-5-42-1-1; BSU-Zabransky 14-29-199-1-1, Carpenter 1-1-(-3)-0-0, Acree 0-1-0-0-0  
**Receiving:** LOU-Russell 6-59-1, Jones 5-33-0, McCauley 4-58-0, Clark 2-45-1, Smith 2-30-0, Barnidge 1-6-1, Tinch 1-4-0; BSU-Acree 4-57-1, Schouman 3-53-0, Bady 3-45-0, Naanee 1-17-0, James 1-12-0, Jones 1-8-0, Carpenter 1-7-0, Zabransky 1-(-3)-0  
**Interceptions:** LOU-Rhodes 1-0-0; BSU-Avalos 1-92-1, Alexander 1-20-0

**Toyota Gator Bowl, Jan. 2, 2006**

Louisville	14	3	0	7	-	24
Virginia Tech	3	7	3	22	-	35

Attendance: 63,780

LOU (10:57, 1st) Urrutia 11 yd pass from Cantwell (Carmody kick)  
 VT (6:04, 1st) Pace 36 yd FG  
 LOU (2:53, 1st) Tinch 39 yd pass from Cantwell (Carmody kick)  
 VT (5:06, 2nd) Harper 33 yd pass from Vick (Pace kick)  
 LOU (2:32, 2nd) Carmody 35 yd FG  
 VT (3:12, 3rd) Pace 28 yd FG  
 LOU (13:37, 4th) Barnidge 29 yd pass from Cantwell (Carmody kick)  
 VT (13:04, 4th) Humes 24 yd run (Morgan pass from Vick)  
 VT (6:09, 4th) King 5 yd pass from Vick (Pace kick)  
 VT (5:04, 4th) Anderson 39 yd interception return (Pace kick)

**Team Statistics**

	LOU	VT
First Downs	20	21
Rushes-Yds.	30-127	48-187
Passing Yds.	216	203
Passes (C-A-I)	15-37-3	11-21-0
Fumbles-Lost	1-1	2-0
Penalties-Yds.	5-49	7-93
Punts-Avg.	4-46.3	6-50.0
Punt Returns-Yds.	3-48	1-13
KO Returns-Yds.	4-110	4-78
Time of Possession	23:39	36:21
Sacks By	3-28	4-30



**BOWL RECAPS**

**Individual Leaders**

**Rushing:** LOU-Bush 16-94-0, Smith 3-32-0, Douglas 2-24-0, Stripling 3-13-0, Cantwell 5-(-34)-0; VT-Humes 22-113-1, Ore 11-56-0, Vick 13-10-0, Harper 1-10-0  
**Passing:** LOU-Cantwell 15-37-216-3-3; VT-Vick 11-21-203-2-0  
**Receiving:** LOU-Urrutia 6-95-1, Tinch 3-55-1, Jones 3-22-0, Barnidge 1-29-1, Bush 1-8-0, Douglas 1-7-0; VT-King 3-27-1, Clowney 2-69-0, Harper 2-62-1, Hyman 2-44-0, Royal 2-1-0  
**Interceptions:** VT-Anderson 1-39-1, Minor 1-25-0, Flowers 1-15-0

**FedEx Orange Bowl, Jan. 2, 2007**

Louisville	0	10	0	14	-	24
Wake Forest	0	3	7	3	-	13

Attendance: 74,470

WF (14:17, 2nd) Swank 44 yd FG  
 LOU (8:30, 2nd) Carmody 41 yd FG  
 LOU (5:53, 2nd) Allen 21 yd pass from Carter (Carmody kick)  
 WF (11:34, 3rd) Morton 30 yd pass from Skinner (Swank kick)  
 WF (14:46, 4th) Swank 36 yd FG  
 LOU (12:31, 4th) Allen 1 yd run (Carmody kick)  
 LOU (4:57, 4th) Bolen 18 yd run (Carmody kick)

**Team Statistics**

	LOU	WF
First Downs	23	18
Rushes-Yds.	37-125	29-111
Passing Yds.	332	271
Passes (C-A-I)	25-35-0	21-33-1
Fumbles-Lost	2-2	3-2
Penalties-Yds.	1-5	3-30
Punts-Avg.	4-34.0	5-38.6
Punt Returns-Yds.	1-(-2)	3-8
KO Returns-Yds.	2-31	3-38
Time of Possession	32:24	27:36
Sacks By	4-21	2-14

**Individual Leaders**

**Rushing:** LOU-Smith 16-82-0, Bolen 4-28-1, Allen 7-11-1, Brohm 6-3-0, Stripling 4-1-0; WF-Moore 12-73-0, Belton 5-46-0, Bryant 3-23-0, Marion 3-17-0, Skinner 4-(-21)-0, Idlette 2-(-27)-0  
**Passing:** LOU-Brohm 24-34-311-0-0, Carter 1-1-21-1-0; WF-Skinner 21-33-271-1-1  
**Receiving:** LOU-Douglas 10-165-0, Urrutia 5-44-0, Bolen 2-34-0, Smith 2-34-0, Riley 2-21-0, Barnidge 2-13-0, Allen 1-21-1, Stripling 1-0-0; WF-Idlette 6-91-0, Marion 4-63-0, Morton 4-62-1, Tereshinski 3-22-0, Moore 2-25-0, Bryant 1-9-0, Belton 1-(-1)-0  
**Interceptions:** LOU-Gay 1-1-0

**Beef 'O' Brady's Bowl, Dec. 21, 2010**

Louisville	0	21	0	10	-	31
Southern Miss	14	7	0	7	-	28

Attendance: 20,017

USM (12:06, 1st) Pierce 32 yd pass from Davis (Hrapmann kick)  
 USM (10:12, 1st) Johnson 62 yd run (Hrapmann kick)  
 LOU (11:21, 2nd) - Graham 11 yd pass from Burke (Philpott kick)  
 USM (9:15, 2nd) - Davis 17 yd pass from Pierce (Hrapmann kick)  
 LOU (4:24, 2nd) Chichester 10 yd pass from Burke (Philpott kick)  
 LOU (1:18, 2nd) - Powell 6 yd run (Philpott kick)  
 USM (14:55, 4th) Walters 8 yd pass from Davis (Hrapmann kick)  
 LOU (14:40, 4th) Wright 95 yd kickoff return (Philpott kick)  
 LOU (6:30, 4th) Philpott 36 yd FG

**Team Statistics**

	LOU	USM
First Downs	15	24
Rushes-Yds.	29-109	40-170
Passing Yds.	178	226
Passes (C-A-I)	20-32-0	21-34-0
Fumbles-Lost	1-1	2-1
Penalties-Yds.	9-54	6-45
Punts-Avg.	7-38.9	6-38.5
Punt Returns-Yds.	1-14	1-9
KO Returns-Yds.	4-158	4-74
Time of Possession	31:12	28:48
Sacks By	1-8	1-1

**Individual Leaders**

**Rushing:** LOU-Powell 18-75-1, Wright 5-31-0, Burke 4-21-0; USM-Johnson 10-102-1, Hardy 12-48-0, Lampley 3-35-0, Davis 13-16-0  
**Passing:** LOU-Burke 20-32-178-2-0; USM-Davis 19-32-205-2-0, Boehme 1-1-4-0-0, Pierce 1-1-17-1-0  
**Receiving:** LOU-Beaumont 7-57-0, Graham 3-31-1, Chichester 3-27-1, Bellamy 2-29-0, Smith 2-16-0, Powell 2-10-0, Donnell 1-8-0; USM-Bolden 5-55-0, Pierce 4-54-1, Brown 4-41-0, Morris 4-21-0, Hardy 1-19-0, Davis 1-17-1, Sullivan 1-11-0, Walters 1-8-1

**Belk Bowl, Dec. 27, 2011**

Louisville	7	3	7	7	-	24
NC State	7	14	10	0	-	31

Attendance: 58,427

NCSU (5:39, 1st) Graham 6 yd pass from Glennon (Sade kick)  
 LOU (1:06, 1st) Bridgewater 8 yd run (Philpott kick)  
 LOU (6:07, 2nd) Philpott 32 yd FG

NCSU (4:03, 2nd) Palmer 35 yd pass from Glennon (Sade kick)  
 NCSU (1:35, 2nd) Graham 68 yd pass from Glennon (Sade kick)  
 NCSU (8:04, 3rd) Sade 34 yd FG  
 NCSU (6:39, 3rd) Amerson 65 yd interception return (Sade kick)  
 LOU (2:00, 3rd) Nord 2 yd pass from Bridgewater (Philpott kick)  
 LOU (3:55, 4th) Bellamy 2 yd pass from Bridgewater (Philpott kick)

**Team Statistics**

	LOU	NCSU
First Downs	18	19
Rushes-Yds.	35-117	28-65
Passing Yds.	274	264
Passes (C-A-I)	24-43-3	21-33-1
Fumbles-Lost	2-0	3-2
Penalties-Yds.	4-52	8-47
Punts-Avg.	3-37.0	2-34.0
Punt Returns-Yds.	1-1	1-2
KO Returns-Yds.	4-128	3-63
Time of Possession	31:50	28:10
Sacks By	1-6	5-33

**Individual Leaders**

**Rushing:** LOU-Anderson 15-61-0, D. Brown 9-51-0, P. Brown 1-37-0, Wright 1-(-3)-0, Bridgewater 9-(-29)-1; NCSU-Washington 14-45-0, Underwood 6-19-0, Creecy 4-16-0, Glennon 2-3-0  
**Passing:** LOU-Bridgewater 24-43-274-2-3; NCSU-Glennon 21-33-264-3-1  
**Receiving:** LOU-Rogers 7-54-0, Bellamy 5-98-1, Anderson 3-48-0, Radcliff 3-18-0, D. Brown 2-3-0, Chichester 1-28-0, Parker 1-15-0, Smith 1-8-0, Nord 1-2-1; NCSU-Graham 7-116-2, Smith 4-44-0, Bryan 3-29-0, Washington 3-15-0, Palmer 2-48-1, Crisp 1-8-0, Underwood 1-4-0  
**Interceptions:** LOU-Pryor 1-0-0; NCSU-Amerson 2-65-1, Manning 1-4-0

**Allstate Sugar Bowl, Jan. 2, 2013**

Louisville	14	10	6	3	-	33
Florida	0	10	0	13	-	23

Attendance: 54,178

LOU (14:45, 1st) Floyd 38 yd interception return (Wallace kick)  
 LOU (6:47, 1st) Wright 1 yd run (Wallace kick)  
 UF (14:50, 2nd) Sturgis 33 yd FG  
 LOU (8:39, 2nd) Wallace 27 yd FG  
 LOU (2:57, 2nd) Parker 15 yd pass from Bridgewater (Wallace kick)  
 UF (0:10, 2nd) Jones 1 yd run (Sturgis kick)  
 LOU (14:52, 3rd) Copeland 19 yd pass from Bridgewater (kick failed)  
 LOU (7:54, 4th) Wallace 30 yd FG  
 UF (7:41, 4th) Debose 100 yd kickoff return (Sturgis kick)  
 UF (2:13, 4th) Taylor 5 yd pass from Driskel (Driskel pass failed)



**BOWL RECAPS**

**Team Statistics**

LOU	UF	
First Downs	23	17
Rushes-Yds.	36-70	30-111
Passing Yds.	266	175
Passes (C-A-I)	20-32-1	16-29-2
Fumbles-Lost	2-0	1-1
Penalties-Yds.	2-25	9-98
Punts-Avg.	1-39.0	4-41.3
Punt Returns-Yds.	2-10	0-0
KO Returns-Yds.	1-0	6-218
Time of Possession	35:37	24:23
Sacks By	3-33	5-31

**Individual Leaders**

**Rushing:** LOU-Wright 25-84-1, Lamb 2-5-0, Bridgewater 7-(-17)-0; UF-Gillislee 9-48-0, Burton 5-24-0, Jones 3-16-1, Hines 2-11-0, Debose 1-8-0, Driskel 10-4-0  
**Passing:** LOU-Bridgewater 20-32-266-2-1; UF-Driskel 16-29-175-1-2  
**Receiving:** LOU-Smith 4-55-0, Rogers 4-62-0, Wright 3-19-0, Copeland 2-31-1; UF-Dunbar 5-77-0, Hines 3-34-0, Hammond 2-22-0, Debose 1-4-0, Burton 1-8-0, Reed 1-7-0, Purifoy 1-5-0, Taylor 1-5-1, Gillislee 1-13-0  
**Interceptions:** LOU-Floyd 1-38-1, Johnson 1-22-0; UF-Evans 1-7-0

**Russell Athletic Bowl, Dec. 28, 2013**

Louisville	6	16	7	7	-	36
Miami (Fla.)	2	0	0	7	-	9

Attendance: 51,098

UM (11:51, 1st) Team safety  
 LOU (5:46, 1st) Wallace 36 yd FG  
 LOU (1:38, 1st) Wallace 43 yd FG  
 LOU (12:47, 2nd) Wallace 42 yd FG  
 LOU (7:10, 2nd) Parker 26 yd pass from Bridgewater (Wallace kick)  
 LOU (0:30, 2nd) Harris 12 yd pass from Bridgewater (Wallace kick failed)  
 LOU (8:11, 3rd) Perry 24 yd pass from Bridgewater (Wallace kick)  
 LOU (12:19, 4th) Bridgewater 1 yd run (Wallace kick)  
 UM (10:23, 4th) Edwards 2 yd run (Goudis kick)

**Team Statistics**

	<b>LOU</b>	<b>UM</b>
First Downs	28	14
Rushes-Yds.	31-107	28-14
Passing Yds.	447	160
Passes (C-A-I)	35-45-0	12-27-0
Fumbles-Lost	1-0	1-1
Penalties-Yds.	9-79	2-20
Punts-Avg.	1-45.0	6-45.7
Punt Returns-Yds.	0-0	0-0
KO Returns-Yds.	2-33	9-223
Time of Possession	38:32	21:28
Sacks By	4-39	1-4

**Individual Leaders**

**Rushing:** LOU-Perry 6-46-0, Brown 16-42-0, Bridgewater 6-24-1, Radcliff 1-1-0; UM-Edwards 12-38-1, Crawford 11-35-0, Morris 5-(-59)-0  
**Passing:** LOU-Bridgewater 35-45-447-3-0; UM-Morris 12-27-160-0-0  
**Receiving:** LOU-Parker 9-142-1, Copeland 6-90-0, Perry 5-50-1, Harris 4-54-1, Rogers 3-38-0, Christian 2-25-0, Brown 2-21-0, Clark 2-10-0, Quick 1-13-0, Atkins 1-4-0; UM-Walford 4-82-0, Coley 3-32-0, Crawford 3-22-0, Hurns 2-24-0

**Belk Bowl, Dec. 30, 2014**

Louisville	7	0	7	0	-	14
Georgia	7	13	7	10	-	37

Attendance: 45,671

UGA (8:24, 1st) Conley 44 yd pass from Mason (Morgan kick)  
 LOU (4:25, 1st) Christian 11 yd pass from Bolin (Wallace kick)  
 UGA (11:33, 2nd) Morgan 41 yd FG  
 UGA (6:40, 2nd) Chubb 31 yd run (Morgan kick)  
 UGA (4:58, 2nd) Morgan 22 yd FG  
 UGA (5:41, 3rd) Michel 2 yd run (Morgan kick)  
 LOU (1:48, 3rd) Radcliff 6 yd run (Wallace kick)  
 UGA (5:20, 4th) Morgan 41 yd FG  
 UGA (2:02, 4th) Chubb 8 yd run (Morgan kick)

**Team Statistics**

	<b>LOU</b>	<b>UGA</b>
First Downs	20	22
Rushes-Yds.	27-62	53-292
Passing Yds.	314	200
Passes (C-A-I)	21-44-3	14-24-1
Fumbles-Lost	1-0	1-1
Penalties-Yds.	7-44	4-19
Punts-Avg.	6-37.5	2-41.0
Punt Returns-Yds.	0-0	1-0
KO Returns-Yds.	8-132	2-37
Time of Possession	27:00	33:00
Sacks By	2-17	4-36

**Individual Leaders**

**Rushing:** LOU-Radcliff 19-89-1, Scott 2-2-0, Bonnafon 1-(-9)-0, Bolin 5-(-20)-0; UGA-Chubb 33-266-2, Michel 11-33-1, Douglas 5-5-0, Mason 1-(-1)-0  
**Passing:** LOU-Bolin 20-40-300-1-2, Bonnafon 1-3-14-0-1, Johnson 0-1-0-0-0; UGA-Mason 10-15-149-1-0, Ramsey 4-9-51-0-1  
**Receiving:** LOU-Parker 8-120-0, Rogers 5-81-0, Quick 2-57-0, Christian 2-25-1, Towbridge 2-21-0, De La Cruz 1-9-0, Radcliff 1-1-0; UGA-Conley 4-80-1, Mitchell 3-19-0, Bennett 2-23-0, Blazeovich 2-13-0, Michel 1-32-0, Scott-Wesley 1-19-0, Towns 1-14-0  
**Interceptions:** LOU-Floyd 1-0-0; UGA-Sanders 2-42-0, Swann 1-0-0

**Music City Bowl, Dec. 30, 2015**

Louisville	20	0	7	0	-	27
Texas A&M	7	7	0	7	-	21

Attendance: 50,478

LOU (11:56, 1st) Jackson 6 yd run (Wallace kick)  
 LOU (5:22, 1st) Crum 2 yd pass from Jackson (Wallace kick failed)  
 TAMU (2:25, 1st) Carson 9 yd run (Bertolet kick)  
 LOU (1:14, 1st) Jackson 61 yd run (Wallace kick)  
 TAMU (1:51, 2nd) Seals-Jones 4 yd pass from Hubenak (Bertolet kick)  
 LOU (3:01, 3rd) Towbridge 17 yd pass from Jackson (Wallace kick)  
 TAMU (4:54, 4th) Kirk 29 yd pass from Hubenak (Bertolet kick)

**Team Statistics**

**LOU TAMU**

First Downs	21	25
Rushes-Yds.	46-307	39-138
Passing Yds.	227	307
Passes (C-A-I)	12-26-0	28-48-1
Fumbles-Lost	2-0	1-1
Penalties-Yds.	10-90	9-85
Punts-Avg.	6-42.8	7-43.7
Punt Returns-Yds.	3-49	0-0
KO Returns-Yds.	3-51	4-83
Time of Possession	29:07	30:53
Sacks By	5-39	1-10

**Individual Leaders**

**Rushing:** LOU-Jackson 22-226-2, Radcliff 11-47-0, Scott 5-27-0, Bonnafon 6-9-0, Samuel 1-(-1)-0; TAMU-Carson 20-106-1, Etwi 2-9-0, Kirk 1-9-0, White 5-7-0, Hubenak 11-7-0  
**Passing:** LOU-Jackson 12-26-227-2-0; TAMU-Hubenak 28-48-307-2-1  
**Receiving:** LOU-Quick 4-73-0, Hikutini 3-103-0, Ja. Smith 2-4-0, Staples 1-28-0, Towbridge 1-17-1, Crum 1-2-1; TAMU-Reynolds 11-177-0, Kirk 10-84-1, Pope 3-21-0, Seals-Jones 3-18-1, Carson 1-7-0  
**Interceptions:** LOU-Harvey-Clemons 1-0-0

**Buffalo Wild Wings Citrus Bowl, Dec. 31, 2016**

Louisville	3	3	0	3	-	9
LSU	0	16	10	3	-	29

Attendance: 46,063

LOU (7:14, 1st) Creque 24 yd FG  
 LSU (14:54, 2nd) Jeter 1 yd pass from Etling (Delahoussaye kick)  
 LSU (7:14, 2nd) Guice 1 yd pass from Etling (Delahoussaye kick)  
 LSU (1:08, 2nd) Team safety  
 LOU (0:00, 2nd) Creque 47 yd FG  
 LSU (8:48, 3rd) Guice 70 yd run (Delahoussaye kick)  
 LSU (3:04, 3rd) Delahoussaye 42 yd FG  
 LOU (14:43, 4th) Creque 30 yd FG  
 LSU (10:38, 4th) Delahoussaye 25 yd FG

**Team Statistics**

	<b>LOU</b>	<b>LSU</b>
First Downs	11	20
Rushes-Yds.	35-67	41-177
Passing Yds.	153	217
Passes (C-A-I)	10-27-0	16-29-1
Fumbles-Lost	1-1	0-0
Penalties-Yds.	8-56	4-48
Punts-Avg.	8-50.5	6-36.5
Punt Returns-Yds.	2-(-4)	4-45
KO Returns-Yds.	4-64	3-81
Time of Possession	24:22	35:38
Sacks By	1-15	8-64

**Individual Leaders**

**Rushing:** LOU-Jackson 26-33-0, Radcliff 6-26-0, Je. Smith 3-8-0; LSU-Guice 26-138-1, Williams 12-37-0, Etling 3-2-0  
**Passing:** LOU-Jackson 10-27-153-0-0; LSU-Etling 16-29-217-2-1  
**Receiving:** LOU-Quick 3-81-0, Dawkins 2-16-0, Staples 1-22-0, Samuel 1-17-0, Hikutini 1-12-0, Towbridge 1-4-0, Standberry 1-1-0; LSU-Dupre 7-139-0, Guice 3-11-1, Chark 2-47-0, Moore 2-13-0, Smith 1-6-0, Jeter 1-1-1  
**Interceptions:** LOU-Cannon 1-1-0



**BOWL RECAPS**

**TaxSlayer Bowl, Dec. 30, 2017**

Louisville	7	14	3	3	-	27
Mississippi State	14	3	0	14	-	31
Attendance:	41,310					

MS (10:47, 1st) Williams 5 yd run (Christmann kick)  
 LOU (6:35, 1st) Standberry 5 yd pass from Jackson (Creque kick)  
 MS (3:11, 1st) Thompson 14 yd run (Christmann kick)  
 LOU (10:29, 2nd) Jackson 13 yd run (Creque kick)  
 MS (4:21 2nd) Christmann 23 yd FG  
 LOU (0:19, 2nd) Ja. Smith 11 yd pass from Jackson (Creque kick)  
 LOU (3:14, 3rd) Creque 23 yd FG  
 MS (13:22, 4th) Thompson 2 yd run (Christmann kick)  
 LOU (7:38, 4th) Creque 31 yd FG  
 MS (3:39, 4th) Thompson 1 yd run (Christmann kick)

**Team Statistics**

	LOU	MS
First Downs	20	23
Rushes-Yds.	39-187	55-277
Passing Yds.	171	127
Passes (C-A-I)	13-31-4	11-20-1
Fumbles-Lost	1-0	2-2
Penalties-Yds.	6-42	11-100
Punts-Avg.	4-42.3	4-41.0
Punt Returns-Yds.	1-9	3-11
KO Returns-Yds.	3-50	6-141
Time of Possession	30:21	29:39
Sacks By	2-8	6-42

**Individual Leaders**

**Rushing:** LOU-Jackson 24-158-1, M. Williams 5-13-0, Bonnafon 7-13-0, D. Williams 3-3-0; MS-Thompson 27-147-3, Williams 12-88-1, Hill 8-29-0, Gibson 6-13-0, Jackson 1-1-0  
**Passing:** LOU-Jackson 13-31-171-2-4; MS-Thompson 11-20-127-0-1  
**Receiving:** LOU- Ja. Smith 7-107-1, Dawkins 3-38-0, Standberry 2-10-1, Averett 1-16-0; MS-Jackson 3-38-0, J. Thomas 2-36-0, Todd 2-32-0, Couch 2-28-0, D. Thomas 2-(-7)-0  
**Interceptions:** LOU-C. Williams 1-1-0; MS-McLaurin 2-42-0, Dantzler 1-15-0, Green 1-0-0

**Music City Bowl, Dec. 30, 2019**

Louisville	0	10	14	14	-	38
Mississippi St.	7	7	0	14	-	28
Attendance:	46,850					

MS (4:48, 1st) Stevens 3 yd run (Christmann kick)  
 MS (10:19, 2nd) Gibson 3 yd run (Christmann kick)  
 LOU (7:57, 2nd) Ford 33 yd pass from Atwell (Chalifoux kick)  
 LOU (0:00, 2nd) Chalifoux 31 yd FG  
 LOU (5:01, 3rd) Peete 24 yd pass from Cunningham (Chalifoux kick)  
 LOU (2:51, 3rd) K. Pass 31 yd fumble recovery (Chalifoux kick)  
 LOU (13:52, 4th) Ford 8 yd pass from Cunningham (Chalifoux kick)  
 MS (10:25, 4th) Guidry 18 yd pass from Stevens (Christmann kick)  
 LOU (2:13, 4th) Hawkins 5 yd run (Chalifoux kick)  
 MS (0:27, 4th) Mitchell 24 yd pass from Stevens (Christmann kick)

**Team Statistics**

	LOU	MS
First Downs	23	24
Rushes-Yds.	44-198	36-145
Passing Yds.	312	221
Passes (C-A-I)	17-25-0	17-26-0
Fumbles-Lost	1-1	4-2
Penalties-Yds.	6-50	2-20
Punts-Avg.	3-44.3	5-43.0
Punt Returns-Yds.	1-0	0-0
KO Returns-Yds.	3-65	4-44
Time of Possession	31:34	28:26
Sacks By	4-35	4-15

**Individual Leaders**

**Rushing:** LOU-Hawkins 23-105-1, Cunningham 16-81-0, Atwell 1-9-0, Hall 3-4-0; MS-Stevens 17-71-1, Gibson 8-54-1, Witherspoon 4-17-0, Hill 7-3-0  
**Passing:** LOU-Cunningham 16-23-279-2-0, Atwell 1-2-33-1-0; MS-Stevens 17-26-221-2-0  
**Receiving:** LOU-Atwell 9-147-0, Ford 3-53-2, Fitzpatrick 2-37-0, Marshall 1-29-0, Peete 1-24-1, Davis 1-22-0; MS-Guidry 6-76-1, Green 3-23-0

**First Responder Bowl, Dec. 28, 2021**

Air Force	7	21	0	3	-	31
Louisville	0	14	7	7	-	28
Attendance:	15,251					

AF (2:01, 1st) Daniels 5 yd run (Dapore kick)  
 AF (14:14, 2nd) Lewis 61-yd pass from Daniels (Dapore kick)  
 LOU (9:16, 2nd) Cooley 1-yd run (Travelstead kick)  
 AF (5:45, 2nd) Lewis 64-yd pass from Daniels (Dapore kick)  
 LOU (5:30, 2nd) Jordan 100-yd kickoff return (Travelstead kick)  
 AF (0:54, 2nd) Daniels 1-yd run (Dapore kick)  
 LOU (0:04) Harrell 34-yd pass from Cunningham (Travelstead kick)  
 AF (5:28, 4th) Dapore 26-yd field goal  
 LOU (2:57, 4th) Cunningham 22-yd rush (Travelstead kick)

**Team Statistics**

	AF	LOU
First Downs	21	21
Rushes-Yds.	55-170	37-192
Passing Yds.	252	207
Passes (C-A-I)	9-10-0	13-22-0
Fumbles-Lost	1-0	3-0
Penalties-Yds.	3-35	4-35
Punts-Avg.	3-42.0	2-46.5
Punt Returns-Yds.	0-0	1-4
KO Returns-Yds.	1-0	5-159
Time of Possession	35:26	24:34
Sacks By	2-3	2-12

**Individual Leaders**

**Rushing:** AF-Roberts 29-77-0, Hughes 7-39-0, Daniels 15-29-2; LOU-Cooley 18-92-1, Cunningham 12-63-1, Jordan 6-37-0  
**Passing:** AF-Daniels 9-10-252-0-2; LOU-Cunningham 13-21-207-0-1  
**Receiving:** AF-Lewis 5-172-2, Kinamon 3-40-0; LOU-Harrell 4-80-1, Huggins-Bruce 3-46-0, Cooley 2-28-0, Ford 2-20-0, Jordan 1-24-0, Downing 1-9-0

**Wasabi Fenway Bowl, Dec. 17, 2022**

Cincinnati	0	7	0	0	-	7
Louisville	7	14	3	0	-	24
Attendance:	15,000					

LOU (0:21, 1st) Jordan 49-yd run (Turner kick)  
 UC (10:58, 2nd) Fisher 20-yd pass from Prater (Lowery kick)  
 LOU (5:52, 2nd) Ford 8-yd pass from Domann (Turner kick)  
 LOU (5:45, 2nd) Jordan 41-yd run (Turner kick)  
 LOU (3:49, 3rd) Turner 48-yard field goal

**Team Statistics**

	UC	LOU
First Downs	11	24
Rushes-Yds.	38-55	49-287
Passing Yds.	69	132
Passes (C-A-I)	7-15-0	13-23-2
Fumbles-Lost	3-2	2-2
Penalties-Yds.	5-55	4-20
Punts-Avg.	7-42.3	3-35.3
Punt Returns-Yds.	0-0	3-10
KO Returns-Yds.	5-119	1-18
Time of Possession	27:31	32:29
Sacks By	1-8	7-64

**Individual Leaders**

**Rushing:** UC-Wright 8-43-0, McClelland 6-15-0, Kiner 6-14-0; LOU-Turner 31-160-0, Jordan 9-115-2, Goodman 2-5-0  
**Passing:** UC-Prater 7-15-83-0-1; LOU-Domann 10-18-92-1-1, Smith 3-5-40-1-0  
**Receiving:** UC-Smith 2-32-0, Fisher 2-31-1, Singletary 1-11-0; LOU-Carter 4-50-0, Smith 3-45-0, Ford 2-13-1, Jordan 2-11-0, Bell 1-11-0, Huggins-Bruce 1-2-0



**BOWL RECORDS**

**FIRST DOWNS**

1.	29	Boise State	2004 Liberty
2.	28	Miami, Fla.	2013 Russell Athletic
3.	26	Boise State	1999 Humanitarian
	26	Marshall	1998 Motor City
5.	25	Alabama	1990 Fiesta
6.	24	Cincinnati	2022 Fenway
7.	23	Mississippi State	2019 Music City
	23	Florida	2012 Sugar
	23	Wake Forest	2006 Orange
10.	22	Miami, Ohio	2003 GMAC

**FIRST DOWNS RUSHING**

1.	17	Boise State	2004 Liberty
2.	15	Cincinnati	2022 Fenway
3.	12	Air Force	2021 First Responder
	12	Texas A&M	2015 Music City
5.	11	Michigan State	1993 Liberty
	11	Long Beach State	1970 Pasadena
7.	9	Mississippi State	2019 Music City
8.	8	North Carolina State	2011 Belk
	8	Virginia Tech	2005 Gator
	8	Miami, Ohio	2003 GMAC
	8	Wake Forest	2006 Orange
	8	Alabama	1990 Fiesta

**FIRST DOWNS PASSING**

1.	23	Miami, Fla.	2013 Russell Athletic
2.	17	Boise State	1999 Humanitarian
3.	16	Alabama	1990 Fiesta
4.	15	Florida	2012 Sugar
	15	Wake Forest	2006 Orange
	15	Marshall	1998 Motor City
7.	14	Georgia	2014 Belk
8.	13	Mississippi State	2019 Music City
	13	Brigham Young	2001 Liberty

**TOTAL YARDS**

1.	571	Alabama	1990 Fiesta
2.	564	Boise State	2004 Liberty
3.	554	Miami, Fla.	2013 Russell Athletic
4.	534	Texas A&M	2015 Music City
5.	510	Mississippi State	2019 Music City
6.	492	Miami, Ohio	2003 GMAC
7.	457	Wake Forest	2006 Orange
8.	419	Cincinnati	2022 Fenway
9.	403	Boise State	1999 Humanitarian
10.	402	Marshall	1998 Motor City

**FEWEST TOTAL YARDS**

1.	161	Louisiana Tech	1977 Independence
2.	220	Louisiana State	2016 Citrus
3.	261	Marshall	2002 GMAC
4.	286	Brigham Young	2001 Liberty
5.	287	Southern Mississippi	2010 Beef 'O' Brady's
6.	322	Long Beach State	1970 Pasadena
7.	336	Florida	2012 Sugar
8.	343	Virginia Tech	2005 Gator
9.	358	Mississippi State	2017 TaxSlayer
10.	369	Michigan State	1993 Liberty

**YARDS PER PLAY**

1.	7.57	Miami, Ohio	2003 GMAC
2.	7.42	Texas A&M	2015 Music City
3.	7.39	Mississippi State	2019 Music City
4.	7.32	Alabama	1990 Fiesta
5.	7.29	Miami, Fla.	2013 Russell Athletic
6.	6.96	Boise State	2004 Liberty
7.	6.76	Air Force	2021 First Responder
8.	6.35	Wake Forest	2006 Orange
9.	6.06	Drake	1957 Sun
10.	5.82	Cincinnati	2022 Fenway

**RUSHING ATTEMPTS**

1.	52	Drake	1957 Sun
2.	50	Boise State	2004 Liberty
	50	Long Beach State	1970 Pasadena
4.	49	Cincinnati	2022 Fenway
5.	46	Texas A&M	2015 Music City
6.	44	Mississippi State	2019 Music City
	44	Louisiana Tech	1977 Independence
8.	40	Michigan State	1993 Liberty
9.	39	Mississippi State	2017 TaxSlayer
	39	Alabama	1990 Fiesta

**RUSHING YARDS**

1.	329	Boise State	2004 Liberty
2.	307	Texas A&M	2015 Music City
3.	287	Cincinnati	2022 Fenway
4.	237	Miami, Ohio	2003 GMAC
5.	228	Drake	1957 Sun
6.	198	Mississippi State	2019 Music City
7.	192	Air Force	2021 First Responder
8.	187	Mississippi State	2017 TaxSlayer
9.	174	Long Beach State	1970 Pasadena
10.	172	Michigan State	1993 Liberty

**FEWEST RUSHING YARDS**

1.	56	Marshall	2002 GMAC
2.	58	BYU	2001 Liberty
3.	62	Georgia	2014 Belk
4.	66	Marshall	1998 Motor City
5.	67	LSU	2016 Citrus
6.	70	Florida	2012 Sugar
7.	76	Colorado St	2000 Liberty
8.	89	Boise State	1999 Humanitarian
9.	100	Louisiana Tech	1977 Independence
10.	107	Miami, Fla.	2013 Russell Athletic

**YARDS PER RUSH**

1.	6.67	Texas A&M	2015 Music City
2.	6.58	Boise State	2004 Liberty
3.	6.24	Miami, Ohio	2003 GMAC
4.	5.86	Cincinnati	2022 Fenway
5.	5.19	Air Force	2021 First Responder
6.	4.79	Mississippi State	2017 TaxSlayer
7.	4.50	Mississippi State	2019 Music City
8.	4.38	Drake	1957 Sun
9.	4.30	Michigan State	1993 Liberty
10.	4.23	Virginia Tech	2005 Gator

**RUSHING TOUCHDOWNS**

1.	3	Boise State	2004 Liberty
	3	Marshall	1998 Motor City
	3	Drake	1957 Sun
4.	2	Cincinnati	2022 Fenway
	2	Air Force	2021 First Responder
	2	Texas A&M	2015 Music City
	2	Wake Forest	2006 Orange
	2	Long Beach State	1970 Pasadena

**PASS ATTEMPTS**

1.	54	Marshall	1998 Motor City
2.	48	Marshall	2002 GMAC
3.	47	Boise State	1999 Humanitarian
4.	45	Miami, Fla.	2013 Russell Athletic
5.	44	Georgia	2014 Belk
6.	43	North Carolina State	2011 Belk
7.	39	Alabama	1990 Fiesta
8.	37	Virginia Tech	2005 Gator
	37	Colorado State	2000 Liberty
10.	35	Wake Forest	2006 Orange



**BOWL RECORDS**

**PASS COMPLETIONS**

1.	35	Miami, Fla.	2013 Russell Athletic
	35	Marshall	1998 Motor City
3.	26	Boise State	1999 Humanitarian
4.	25	Wake Forest	2006 Orange
5.	24	North Carolina State	2011 Belk
	24	Colorado State	2000 Liberty
7.	21	Georgia	2014 Belk
	21	Boise State	2004 Liberty
	21	Marshall	2002 GMAC
	21	Alabama	1990 Fiesta

**COMPLETION PERCENTAGE**

(Minimum 10 Completions)

1.	77.8	Miami, Fla.	2013 Russell Athletic
2.	71.4	Wake Forest	2006 Orange
3.	68.0	Mississippi State	2019 Music City
4.	67.9	Brigham Young	2001 Liberty
5.	67.7	Boise State	2004 Liberty
6.	66.7	Miami, Ohio	2003 GMAC
7.	64.9	Colorado State	2000 Liberty
8.	64.8	Marshall	1998 Motor City
9.	62.5	Florida	2012 Sugar
	62.5	Southern Mississippi	2010 Beef 'O' Brady's

**PASSING YARDS**

1.	458	Alabama	1990 Fiesta
2.	447	Miami, Fla.	2013 Russell Athletic
3.	336	Marshall	1998 Motor City
4.	332	Wake Forest	2006 Orange
5.	321	Colorado State	2000 Liberty
6.	314	Georgia	2014 Belk
	314	Boise State	1999 Humanitarian
8.	312	Mississippi State	2019 Music City
9.	274	North Carolina State	2011 Belk
10.	266	Florida	2012 Sugar

**TOUCHDOWN PASSES**

1.	3	Mississippi State	2019 Music City
	3	Miami, Fla.	2013 Russell Athletic
	3	Virginia Tech	2005 Gator
	3	Boise State	2004 Liberty
	3	Miami, Ohio	2003 GMAC
	3	Brigham Young	2001 Liberty
	3	Alabama	1990 Fiesta
8.	2	Mississippi State	2017 TaxSlayer
	2	Texas A&M	2015 Music City
	2	Florida	2012 Sugar
	2	North Carolina State	2011 Belk
	2	Southern Mississippi	2010 Beef 'O' Brady's
	2	Colorado State	2000 Liberty
	2	Boise State	1999 Humanitarian
	2	Drake	1957 Sun

**INTERCEPTIONS THROWN**

1.	3	Brigham Young	2001 Liberty
2.	2	Florida	2012 Sugar
	2	Alabama	1990 Fiesta
	2	Louisiana Tech	1977 Independence
5.	1	Mississippi State	2017 TaxSlayer
	1	Louisiana State	2016 Citrus
	1	Texas A&M	2015 Music City
	1	Georgia	2014 Belk
	1	North Carolina State	2011 Belk
	1	Wake Forest	2006 Orange
	1	Boise State	2004 Liberty
	1	Marshall	2002 GMAC
	1	Colorado State	2000 Liberty
	1	Michigan State	1993 Liberty
	1	Long Beach State	1970 Pasadena
	1	Drake	1957 Sun

**INTERCEPTIONS THROWN**

1.	3	Brigham Young	2001 Liberty
2.	2	Florida	2012 Sugar
	2	Alabama	1990 Fiesta
	2	Louisiana Tech	1977 Independence

**FEWEST PUNTS**

1.	1	Marshall	1998 Motor City
2.	2	Georgia	2014 Belk
	2	North Carolina State	2011 Belk
	2	Boise State	1999 Humanitarian
5.	3	Air Force	2021 First Responder
6.	4	Mississippi State	2017 TaxSlayer
	4	Florida	2012 Sugar
	4	Miami, Ohio	2003 GMAC
	4	Brigham Young	2001 Liberty
	4	Drake	1957 Sun

**PUNTING YARDS**

1.	322	Alabama	1990 Fiesta
2.	306	Texas A&M	2015 Music City
3.	301	Marshall	2002 GMAC
4.	300	Virginia Tech	2005 Gator
5.	296	Cincinnati	2022 Fenway
6.	274	Miami, Fla.	2013 Russell Athletic
7.	238	Boise State	2004 Liberty
8.	231	Southern Mississippi	2010 Beef 'O' Brady's
9.	224	Colorado State	2000 Liberty
10.	219	Louisiana State	2016 Citrus

**PUNTING AVERAGE**

1.	58.0	Marshall	1998 Motor City
2.	50.2	Marshall	2002 GMAC
3.	50.0	Virginia Tech	2005 Gator
4.	45.7	Miami, Fla.	2013 Russell Athletic
5.	44.8	Colorado State	2000 Liberty
6.	43.7	Texas A&M	2015 Music City
7.	43.0	Mississippi State	2019 Music City
8.	42.3	Cincinnati	2022 Fenway
9.	42.0	Air Force	2021 First Responder
10.	41.3	Florida	2012 Sugar

**PUNT RETURNS**

1.	4	Louisiana State	2016 Citrus
	4	Miami, Ohio	2003 GMAC
	4	Boise State	1999 Humanitarian
	4	Marshall	1998 Motor City
5.	3	Mississippi State	2017 TaxSlayer
	3	Wake Forest	2006 Orange
	3	Marshall	2002 GMAC
8.	2	Brigham Young	2001 Liberty

**KICKOFF RETURNS**

1.	9	Miami, Fla.	2013 Russell Athletic
2.	8	Boise State	2004 Liberty
3.	6	Mississippi State	2017 TaxSlayer
	6	Florida	2012 Sugar
	6	Alabama	1990 Fiesta
6.	5	Cincinnati	2022 Fenway
	5	Brigham Young	2001 Liberty
8.	4	Mississippi State	2019 Music City
	4	Texas A&M	2015 Music City
	4	Southern Mississippi	2010 Beef 'O' Brady's
	4	Virginia Tech	2005 Gator
	4	Miami, Ohio	2003 GMAC
	4	Michigan State	1993 Liberty

**PENALTIES**

1.	17	Marshall	2002 GMAC
2.	14	Marshall	1998 Motor City
3.	11	Mississippi State	2017 TaxSlayer
4.	9	Texas A&M	2015 Music City
	9	Florida	2012 Sugar
6.	8	North Carolina State	2011 Belk
	8	Miami, Ohio	2003 GMAC
8.	7	Virginia Tech	2005 Gator
	7	Alabama	1990 Fiesta
10.	6	Southern Mississippi	2010 Beef 'O' Brady's
	6	Boise State	2004 Liberty



**BOWL RECORDS**

**PENALTY YARDS**

1.	147	Marshall	2002 GMAC
2.	123	Marshall	1998 Motor City
3.	100	Mississippi State	2017 TaxSlayer
4.	98	Florida	2012 Sugar
5.	93	Virginia Tech	2005 Gator
6.	85	Texas A&M	2015 Music City
7.	73	Miami, Ohio	2003 GMAC
8.	61	Boise State	1999 Humanitarian
9.	60	Michigan State	1993 Liberty
10.	55	Cincinnati	2022 Fenway
	55	Boise State	2004 Liberty

**POINTS**

1.	49	Miami, Ohio	2003 GMAC
2.	48	Marshall	1998 Motor City
3.	40	Boise State	2004 Liberty
4.	38	Marshall	2002 GMAC
5.	37	Georgia	2014 Belk
6.	35	Virginia Tech	2005 Gator
7.	34	Boise State	1999 Humanitarian
8.	31	Air Force	2021 First Responder
	31	Mississippi State	2017 TaxSlayer
	31	North Carolina State	2011 Belk

**FEWEST POINTS**

1.	7	Cincinnati	2022 Fenway
	7	Michigan State	1993 Liberty
	7	Alabama	1990 Fiesta
4.	9	Miami, Fla.	2013 Russell Athletic
5.	10	Brigham Young	2001 Liberty
6.	13	Wake Forest	2006 Orange
7.	20	Drake	1957 Sun
8.	21	Texas A&M	2015 Music City
9.	22	Colorado State	2000 Liberty
10.	23	Florida	2012 Sugar

**POINTS – ANY QUARTER**

1.	22 (4th)	Virginia Tech	2005 Gator
2.	21 (2nd)	Air Force	2021 First Responder
	21 (2nd)	Boise State	2004 Liberty
	21 (1st) Miami, Ohio	2003 GMAC	
	21 (1st) Louisiana Tech	1977 Independence	
6.	17 (3rd)	Marshall	1998 Motor City
7.	16 (2nd)	Louisiana State	2016 Citrus
8.	14 (4th)	Mississippi State	2019 Music City
	14 (4th)	Mississippi State	2017 TaxSlayer
	14 (1st) Mississippi State	2017 TaxSlayer	
	14 (2nd)	North Carolina State	2011 Belk
	14 (1st) Southern Mississippi	2010 Beef 'O' Brady's	
	14 (4th)	Miami, Ohio	2003 GMAC
	14 (2nd)	Miami, Ohio	2003 GMAC
	14 (4th)	Marshall	2002 GMAC
	14 (1st) Boise State	1999 Humanitarian	
	14 (2nd)	Marshall	1998 Motor City

**POINTS – FIRST QUARTER**

1.	21	Miami, Ohio	2003 GMAC
	21	Louisiana Tech	1977 Independence
3.	14	Mississippi State	2017 TaxSlayer
	14	Southern Mississippi	2010 Beef 'O' Brady's
	14	Boise State	1999 Humanitarian
6.	10	Boise State	2004 Liberty
7.	7	Air Force	2021 First Responder
	7	Mississippi State	2019 Music City
	7	Texas A&M	2015 Music City
	7	Georgia	2014 Belk
	7	North Carolina State	2011 Belk
	7	Marshall	2002 GMAC
	7	Marshall	1998 Motor City
	7	Michigan State	1993 Liberty
	7	Long Beach State	1970 Pasadena
	7	Drake	1957 Sun

**POINTS – SECOND QUARTER**

1.	21	Air Force	2021 First Responder
	21	Boise State	2004 Liberty
3.	16	Louisiana State	2016 Citrus
4.	14	North Carolina State	2011 Belk
	14	Miami, Ohio	2003 GMAC
	14	Marshall	1998 Motor City
7.	13	Georgia	2014 Belk
	13	Colorado State	2000 Liberty
9.	10	Florida	2012 Sugar
	10	Marshall	2002 GMAC

**POINTS – THIRD QUARTER**

1.	17	Marshall	1998 Motor City
2.	10	Louisiana State	2016 Citrus
	10	North Carolina State	2011 Belk
4.	7	Georgia	2014 Belk
	7	Wake Forest	2006 Orange
	7	Marshall	2002 GMAC
	7.	6	Boise State
			1999 Humanitarian
8.	3	Virginia Tech	2005 Gator
	3	Boise State	2004 Liberty
	3	Brigham Young	2001 Liberty
	3	Colorado State	2000 Liberty

**POINTS – FOURTH QUARTER**

1.	22	Virginia Tech	2005 Gator
2.	14	Mississippi State	2019 Music City
	14	Mississippi State	2017 TaxSlayer
	14	Miami, Ohio	2003 GMAC
	14	Marshall	2002 GMAC
6.	13	Florida	2012 Sugar
7.	10	Georgia	2014 Belk
	10	Marshall	1998 Motor City
9.	8	Long Beach State	1970 Pasadena
10.	7	Texas A&M	2015 Music City
	7	Miami, Fla.	2013 Russell Athletic
	7	Southern Mississippi	2010 Beef 'O' Brady's
	7	Boise State	1999 Humanitarian

**POINTS – ANY HALF**

1.	35 (1st) Miami, Ohio	2003 GMAC	
2.	31 (1st) Boise State	2004 Liberty	
3.	28 (1st) Air Force	2021 First Responder	
4.	27 (2nd)	Marshall	1998 Motor City
5.	25 (2nd)	Virginia Tech	2005 Gator
6.	24 (1st) Louisiana Tech	1977 Independence	
7.	21 (1st) North Carolina State	2011 Belk	
	21 (1st) Southern Mississippi	2010 Beef 'O' Brady's	
	21 (2nd)	Marshall	2002 GMAC
	21 (1st) Boise State	1999 Humanitarian	
	21 (1st) Marshall	1998 Motor City	

**POINTS – FIRST HALF**

1.	35	Miami, Ohio	2003 GMAC
2.	31	Boise State	2004 Liberty
3.	28	Air Force	2021 First Responder
4.	24	Louisiana Tech	1977 Independence
5.	21	North Carolina State	2011 Belk
	21	Southern Mississippi	2010 Beef 'O' Brady's
	21	Boise State	1999 Humanitarian
	21	Marshall	1998 Motor City
9.	20	Georgia	2014 Belk
10.	17	Mississippi State	2017 TaxSlayer
	17	Marshall	2002 GMAC



**BOWL RECORDS**

**POINTS – SECOND HALF**

1.	27	Marshall	1998 Motor City
2.	25	Virginia Tech	2005 Gator
3.	21	Marshall	2002 GMAC
4.	17	Georgia	2014 Belk
5.	14	Mississippi State	2019 Music City
	14	Mississippi State	2017 TaxSlayer
	14	Miami, Ohio	2003 GMAC
8.	13	Louisiana State	2016 Citrus
	13	Florida	2012 Sugar
	13	Boise State	1999 Humanitarian

**POINTS IN A LOSS**

1.	40	Boise State	2004 Liberty
2.	28	Mississippi State	2019 Music City
	28	Southern Mississippi	2010 Beef 'O' Brady's
4.	23	Florida	2012 Sugar
5.	21	Texas A&M	2015 Music City
6.	20	Drake	1957 Sun
7.	13	Wake Forest	2006 Orange
8.	10	Brigham Young	2001 Liberty
9.	9	Miami, Fla.	2013 Russel Athletic
10.	7	Cincinnati	2022 Fenway
	7	Michigan State	1993 Liberty
	7	Alabama	1990 Fiesta

**FEWEST POINTS IN A WIN**

1.	22	Colorado State	2000 Liberty
2.	24	Louisiana Tech	1977 Independence
3.	29	Louisiana State	2016 Citrus
4.	31	Air Force	2021 First Responder
	31	Mississippi State	2017 TaxSlayer
	31	North Carolina State	2011 Belk
7.	34	Boise State	1999 Humanitarian
8.	35	Virginia Tech	2005 Gator
9.	37	Georgia	2014 Belk
10.	38	Marshall	2002 GMAC

**TOTAL TOUCHDOWNS**

1.	7	Miami, Ohio	2003 GMAC
2.	6	Marshall	1998 Motor City
3.	5	Boise State	2004 Liberty
	5	Marshall	2002 GMAC
5.	4	Air Force	2021 First Responder
	4	Mississippi State	2019 Music City
	4	Mississippi State	2017 TaxSlayer
	4	Georgia	2014 Belk
	4	North Carolina State	2011 Belk
	4	Southern Mississippi	2010 Beef 'O' Brady's
	4	Virginia Tech	2005 Gator
	4	Boise State	1999 Humanitarian

**FIELD GOAL ATTEMPTS**

1.	4	Boise State	1999 Humanitarian
2.	3	Louisiana State	2016 Citrus
	3	Georgia	2014 Belk
	3	Wake Forest	2006 Orange
	3	Marshall	1998 Motor City
6.	2	Mississippi State	2017 TaxSlayer
	2	Virginia Tech	2005 Gator
	2	Boise State	2004 Liberty
9.	1	Air Force	2021 First Responder
	1	Texas A&M	2015 Music City
	1	Florida	2012 Sugar
	1	North Carolina State	2011 Belk
	1	Southern Mississippi	2010 Beef 'O' Brady's
	1	Marshall	2002 GMAC
	1	Brigham Young	2001 Liberty
	1	Michigan State	1993 Liberty
	1	Alabama	1990 Fiesta
	1	Long Beach State	1970 Pasadena

**FIELD GOALS MADE**

1.	3	Georgia	2014 Belk
	3	Colorado State	2000 Liberty
3.	2	Louisiana State	2016 Citrus
	2	Wake Forest	2006 Orange
	2	Virginia Tech	2005 Gator

2	Boise State	2004 Liberty	
2	Boise State	1999 Humanitarian	
2	Marshall	1998 Motor City	
9.	1	Air Force	2021 First Responder
	1	Mississippi State	2017 TaxSlayer
	1	Florida	2012 Sugar
	1	North Carolina State	2011 Belk
	1	Marshall	2002 GMAC
	1	Brigham Young	2001 Liberty
	1	Louisiana Tech	1977 Independence

**BOWL GAME INDIVIDUAL RECORDS**

**RUSHING ATTEMPTS**

1.	31	Maurice Turner	Cincinnati	2022 Fenway
2.	26	Lamar Jackson	Louisiana State	2016 Citrus
3.	25	Jeremy Wright	Florida	2012 Sugar
4.	24	Lamar Jackson	Mississippi State	2017 TaxSlayer
	24	Frank Moreau	Boise State	1999 Humanitarian
6.	23	Javian Hawkins	Mississippi State	2019 Music City
7.	22	Lamar Jackson	Texas A&M	2015 Music City
8.	21	T.J. Patterson	Brigham Young	2001 Liberty
9.	20	Tom Jesukaitis	Long Beach State	1970 Pasadena
	20	Ken Porco	Drake	1957 Sun

**RUSHING YARDS**

1.	226	Lamar Jackson	Texas A&M	2015 Music City
2.	160	Maurice Turner	Cincinnati	2022 Fenway
3.	158	Lamar Jackson	Mississippi State	2017 TaxSlayer
4.	128	Lionel Gates	Miami, Ohio	2003 GMAC
5.	119	Ken Porco	Drake	1957 Sun
6.	111	Frank Moreau	Boise State	1999 Humanitarian
7.	105	Javian Hawkins	Mississippi State	2019 Music City
8.	102	Tom Jesukaitis	Long Beach State	1970 Pasadena
9.	96	Michael Bush	Boise State	2004 Liberty
10.	94	Michael Bush	Virginia Tech	2005 Gator
	94	Leroy Collins	Marshall	1998 Motor City

**RUSHING TOUCHDOWNS**

1.	3	Leroy Collins	Marshall	1998 Motor City
2.	2	Jawhar Jordan	Cincinnati	2022 Fenway
	2	Lamar Jackson	Texas A&M	2015 Music City
	2	John Madeya	Long Beach State	1970 Pasadena

**LONGEST RUSHING TOUCHDOWNS**

1.	65	Harry Douglas	Boise State	2004 Liberty
2.	61	Lamar Jackson	Texas A&M	2015 Music City
3.	49	Jawhar Jordan	Cincinnati	2022 Fenway
4.	41	Jawhar Jordan	Cincinnati	2022 Fenway
5.	22	Malik Cunningham	Air Force	2021 First Responder
6.	18	Brock Bolen	Wake Forest	2006 Orange
7.	13	Lamar Jackson	Mississippi State	2017 TaxSlayer
	13	Leroy Collins	Marshall	1998 Motor City
	13	Kevin Miller	Louisiana Tech	1977 Independence
10.	11	Ralph Dawkins	Michigan State	1993 Liberty

**PASS ATTEMPTS**

1.	54	Chris Redman	Marshall	1998 Motor City
2.	47	Chris Redman	Boise State	1999 Humanitarian
3.	45	Teddy Bridgewater	Miami, Fla.	2013 Russell Athletic
	45	Dave Ragone	Marshall	2002 GMAC
5.	43	Teddy Bridgewater	North Carolina State	2011 Belk
6.	40	Kyle Bolin	Georgia	2014 Belk
7.	37	Hunter Cantwell	Virginia Tech	2005 Gator
	37	Dave Ragone	Colorado State	2000 Liberty
9.	34	Brian Brohm	Wake Forest	2006 Orange
10.	33	Browning Nagle	Alabama	1990 Fiesta

**PASS COMPLETIONS**

1.	35	Teddy Bridgewater	Miami, Fla.	2013 Russell Athletic
	35	Chris Redman	Marshall	1998 Motor City
3.	26	Chris Redman	Boise State	1999 Humanitarian
4.	24	Teddy Bridgewater	North Carolina State	2011 Belk
	24	Brian Brohm	Wake Forest	2006 Orange
	24	Dave Ragone	Colorado State	2000 Liberty
7.	20	Kyle Bolin	Georgia	2014 Belk
	20	Teddy Bridgewater	Florida	2012 Sugar
	20	Justin Burke	Southern Mississippi	2010 Beef 'O' Brady's



**BOWL RECORDS**

20	Dave Ragone	Marshall	2002 GMAC
20	Browning Nagle	Alabama	1990 Fiesta

**PASSING YARDS**

1.	451	Browning Nagle	Alabama	1990 Fiesta
2.	447	Teddy Bridgewater	Miami, Fla.	2013 Russell Athletic
3.	336	Chris Redman	Marshall	1998 Motor City
4.	321	Dave Ragone	Colorado State	2000 Liberty
5.	314	Chris Redman	Boise State	1999 Humanitarian
6.	311	Brian Brohm	Wake Forest	2006 Orange
7.	300	Kyle Bolin	Georgia	2014 Belk
8.	279	Malik Cunningham	Mississippi State	2019 Music City
9.	266	Teddy Bridgewater	Florida	2012 Sugar
10.	228	Dave Ragone	Brigham Young	2001 Liberty

**COMPLETION PERCENTAGE**

(Minimum 10 Completions)

1.	.778	Teddy Bridgewater	Miami, Fla.	2013 Russell Athletic
2.	.706	Brian Brohm	Wake Forest	2006 Orange
3.	.696	Malik Cunningham	Mississippi State	2019 Music City
4.	.693	Stefan LeFors	Boise State	2004 Liberty
5.	.679	Dave Ragone	Brigham Young	2001 Liberty
6.	.654	Stefan LeFors	Miami, Ohio	2003 GMAC
7.	.649	Dave Ragone	Colorado State	2000 Liberty
8.	.648	Chris Redman	Marshall	1998 Motor City
9.	.625	Teddy Bridgewater	Florida	2012 Sugar
	.625	Justin Burke	Southern Mississippi	2010 Beef 'O' Brady's

**LONGEST PASS COMPLETIONS**

**\*Touchdown**

1.	70*	Browning Nagle to Latrell Ware, Alabama	1990 Fiesta
2.	67	Browning Nagle to Fred Jones, Alabama	1990 Fiesta
3.	58*	Dave Ragone to Damien Dorsey, Colorado State	2000 Liberty
4.	56	Lamar Jackson to Cole Hikutini, Texas A&M	2015 Music City
	56	Stefan LeFors to J.R. Russell, Miami, Ohio	2003 GMAC
6.	54	Chris Redman to Arnold Jackson, Boise State	1999 Humanitarian
7.	53	Lamar Jackson to James Quick, LSU	2016 Citrus
	53	Teddy Bridgewater to Josh Bellamy, NC State	2011 Belk
9.	50	Brian Brohm to Harry Douglas, Wake Forest	2006 Orange
10.	40*	Petey Bryant to George Cain, Drake	1957 Sun

**RECEPTIONS**

1.	10	Harry Douglas	Wake Forest	2006 Orange
	10	Deion Branch	Colorado State	2000 Liberty
3.	9	Tutu Atwell	Mississippi State	2019 Music City
	9	DeVante Parker	Miami, Fla.	2013 Russell Athletic
	9	Arnold Jackson	Boise State	1999 Humanitarian
6.	8	DeVante Parker	Georgia	2014 Belk
	8	Lavell Boyd	Marshall	1998 Motor City
	8	Arnold Jackson	Marshall	1998 Motor City
	8	Charles Sheffield	Marshall	1998 Motor City
	8	Ralph Dawkins	Michigan State	1993 Liberty

**RECEIVING YARDS**

1.	170	Deion Branch	Colorado State	2000 Liberty
2.	165	Harry Douglas	Wake Forest	2006 Orange
3.	147	Tutu Atwell	Mississippi State	2019 Music City
4.	144	J.R. Russell	Miami, Ohio	2003 GMAC
5.	142	DeVante Parker	Miami, Fla.	2013 Russell Athletic
6.	120	DeVante Parker	Georgia	2014 Belk
7.	110	Ken McKay	Alabama	1990 Fiesta
8.	109	Arnold Jackson	Boise State	1999 Humanitarian
9.	107	Jaylen Smith	Mississippi State	2017 TaxSlayer
10.	103	Cole Hikutini	Texas A&M	2015 Music City

**TOUCHDOWNS RECEPTIONS**

1.	3	J.R. Russell	Miami, Ohio	2003 GMAC
2.	2	Marshon Ford	Mississippi State	2019 Music City
	2	Anthony Cummings	Alabama	1990 Fiesta
	2	Ed Young	Drake	1957 Sun

**ALL-PURPOSE YARDS**

1.	226	Lamar Jackson	Texas A&M	2015 Music City
----	-----	---------------	-----------	-----------------

2.	216	Jawhar Jordan	Air Force	2021 First Responder
3.	184	Harry Douglas	Boise State	2004 Liberty
4.	176	Zek Parker	Boise State	1999 Humanitarian
5.	170	Deion Branch	Colorado State	2000 Liberty
6.	165	Jeremy Wright	Southern Mississippi	2010 Beef 'O' Brady's
	165	Harry Douglas	Wake Forest	2006 Orange
8.	161	James Quick	Georgia	2014 Belk
9.	160	Maurice Turner	Cincinnati	2022 Fenway
10.	158	Lamar Jackson	Mississippi State	2017 TaxSlayer

**TOTAL YARDS**

1.	471	Teddy Bridgewater	Miami, Fla.	2013 Russell Athletic
2.	453	Lamar Jackson	Texas A&M	2015 Music City
3.	431	Browning Nagle	Alabama	1990 Fiesta
4.	360	Malik Cunningham	Mississippi State	2019 Music City
5.	340	Dave Ragone	Colorado State	2000 Liberty
6.	329	Lamar Jackson	Mississippi State	2017 TaxSlayer
7.	314	Brian Brohm	Wake Forest	2006 Orange
8.	308	Chris Redman	Marshall	1998 Motor City
9.	291	Chris Redman	Boise State	1999 Humanitarian
10.	280	Kyle Bolin	Georgia	2014 Belk

**POINTS**

1.	20	Leroy Collins	Marshall	1998 Motor City
2.	18	J.R. Russell	Miami, Ohio	2003 GMAC
3.	16	Ed Young	Drake	1957 Sun
4.	12	Jawhar Jordan	Cincinnati	2022 Fenway
	12	Marshon Ford	Mississippi State	2019 Music City
	12	Lamar Jackson	Texas A&M	2015 Music City
	12	John Wallace	Miami, Fla.	2013 Russell Athletic
	12	Anthony Allen	Wake Forest	2006 Orange
	12	Anthony Cummings	Alabama	1990 Fiesta
	12	Kevin Miller	Long Beach State	1977 Independence
	12	John Madeya	Long Beach State	1970 Pasadena

**KICKOFF RETURNS**

1.	6	Broderick Clark	Miami, Ohio	2003 GMAC
2.	5	James Quick	Georgia	2014 Belk
	5	Harry Douglas	Boise State	2004 Liberty
	5	Broderick Clark	Marshall	2002 GMAC
	5	Zek Parker	Boise State	1999 Humanitarian
6.	4	Jawhar Jordan	Air Force	2021 First Responder
7.	3	Hassan Hall	Mississippi State	2019 Music City
	3	Seth Dawkins	Mississippi State	2017 TaxSlayer
	3	Traveon Samuel	Louisiana State	2016 Citrus
	3	Traveon Samuel	Texas A&M	2015 Music City
	3	Adrian Bushell	North Carolina State	2011 Belk
	3	Jeremy Wright	Southern Mississippi	2010 Beef 'O' Brady's
	3	Montrell Jones	Virginia Tech	2005 Gator
	3	Arnold Jackson	Marshall	1998 Motor City
	3	Joey Smith	Alabama	1990 Fiesta

**KICKOFF RETURN YARDS**

1.	169	Zek Parker	Boise State	1999 Humanitarian
2.	155	Jawhar Jordan	Air Force	2021 First Responder
3.	134	Jeremy Wright	Southern Mississippi	2010 Beef 'O' Brady's
4.	119	Harry Douglas	Boise State	2004 Liberty
5.	104	James Quick	Georgia	2014 Belk
6.	103	Zek Parker	Brigham Young	2001 Liberty
7.	85	Broderick Clark	Miami, Ohio	2003 GMAC
8.	79	Montrell Jones	Virginia Tech	2005 Gator
9.	71	Joey Smith	Alabama	1990 Fiesta
10.	70	Adrian Bushell	North Carolina State	2011 Belk
	70	Broderick Clark	Marshall	2002 GMAC

**LONGEST KICKOFF RETURNS**

**\*Touchdown**

1.	100*		Air Force	2021 First Responder
2.	95*	Jeremy Wright	Southern Mississippi	2010 Beef 'O' Brady's
3.	91*	Zek Parker	Boise State	1999 Humanitarian
4.	80	Zek Parker	Brigham Young	2001 Liberty
5.	58	Jeremy Wright	North Carolina State	2011 Belk
6.	49	Harry Douglas	Boise State	2004 Liberty
7.	41	Montrell Jones	Virginia Tech	2005 Gator
8.	31	Sergio Spencer	Virginia Tech	2005 Gator
9.	30	James Quick	Georgia	2014 Belk
	30	Joey Smith	Alabama	1990 Fiesta



**BOWL RECORDS**

**PUNT RETURNS**

1.	6	Joey Smith	Alabama	1990 Fiesta
2.	4	Montrell Jones	Boise State	2004 Liberty
3.	3	Braden Smith	Cincinnati	2022 Fenway
	3	Jaire Alexander	Texas A&M	2015 Music City
	3	Montrell Jones	Virginia Tech	2005 Gator
6.	2	Robert Haskins	Marshall	2002 GMAC
	2	Deion Branch	Brigham Young	2001 Liberty

**PUNT RETURN YARDS**

1.	60	Kevin Miller	Louisiana Tech	1977 Independence
2.	49	Jaire Alexander	Texas A&M	2015 Music City
3.	48	Montrell Jones	Virginia Tech	2005 Gator
4.	36	Montrell Jones	Boise State	2004 Liberty
5.	35	Joey Smith	Alabama	1990 Fiesta
6.	25	Aaron Bailey	Michigan State	1993 Liberty
7.	15	Robert Haskins	Marshall	2002 GMAC
	15	Arnold Jackson	Boise State	1999 Humanitarian
9.	14	Doug Beaumont	Southern Mississippi	2010 Beef 'O' Brady's
	14	Marcus Jones	Miami, Ohio	2003 GMAC

**LONGEST PUNT RETURNS**

\*Touchdown

1.	60*	Kevin Miller	Louisiana Tech	1977 Independence
2.	32	Jaire Alexander	Texas A&M	2015 Music City
3.	26	Montrell Jones	Virginia Tech	2005 Gator
4.	25	Aaron Bailey	Michigan State	1993 Liberty
5.	18	Montrell Jones	Boise State	2004 Liberty
6.	17	Jaire Alexander	Texas A&M	2015 Music City
7.	16	Joey Smith	Alabama	1990 Fiesta
8.	15	Montrell Jones	Virginia Tech	2005 Gator
	15	Arnold Jackson	Boise State	1999 Humanitarian
10.	14	Doug Beaumont	Southern Mississippi	2010 Beef 'O' Brady's
	14	Marcus Jones	Miami, Ohio	2003 GMAC

**PUNTS**

1.	8	Mason King	Louisiana State	2016 Citrus
	8	Rich Pennella	Louisiana Tech	1977 Independence
	8	Scott Marcus	Long Beach State	1970 Pasadena
4.	7	Chris Philpott	Southern Mississippi	2010 Beef 'O' Brady's
	7	Nate Smith	Marshall	2002 GMAC
6.	6	Joshua Appleby	Texas A&M	2015 Music City
	6	Ryan Johnson	Georgia	2014 Belk
	6	Wade Tydlacka	Brigham Young	2001 Liberty
9.	5	Chris Sivori	Colorado State	2000 Liberty
	5	Chris Sivori	Boise State	1999 Humanitarian
	5	Brandon Brookfield	Michigan State	1993 Liberty
	5		Ken Porco	Drake 1957 Sun

**PUNTING YARDS**

1.	404	Mason King	Louisiana State	2016 Citrus
2.	314	Scott Marcus	Long Beach State	1970 Pasadena
3.	306	Nate Smith	Marshall	2002 GMAC
4.	304	Rich Pennella	Louisiana Tech	1977 Independence
5.	272	Chris Philpott	Southern Mississippi	2010 Beef 'O' Brady's
6.	257	Joshua Appleby	Texas A&M	2015 Music City
7.	225	Ryan Johnson	Georgia	2014 Belk
8.	216	Wade Tydlacka	Brigham Young	2001 Liberty
9.	199	Chris Sivori	Boise State	1999 Humanitarian
10.	197	Jeremy Borseth	Marshall	1998 Motor City

**PUNTING AVERAGE**

1.	50.5	Mason King	Louisiana State	2016 Citrus
2.	49.3	Jeremy Borseth	Marshall	1998 Motor City
3.	46.5	Mark Vassett	Air Force	2021 First Responder
4.	46.3	Todd Flannery	Virginia Tech	2005 Gator
5.	46.0	Mark Vassett	Cincinnati	2022 Fenway
6.	45.0	Rich Benjamin	Miami, Fla.	2013 Russell Athletic
7.	44.3	Mason King	Mississippi State	2019 Music City

8.	43.7	Nate Smith	Marshall	2002 GMAC
9.	42.8	Joshua Appleby	Texas A&M	2015 Music City
10.	42.3	Mason King	Mississippi State	2017 TaxSlayer
	42.3	Brent Moody	Miami, Ohio	2003 GMAC

**FIELD GOAL ATTEMPTS**

1.	4	John Wallace	Florida	2012 Sugar
2.	3	Blanton Creque	Mississippi State	2017 TaxSlayer
	3	Blanton Creque	Louisiana State	2016 Citrus
	3	John Wallace	Miami, Fla.	2013 Russell Athletic
5.	2	Ryan Chalifoux	Mississippi State	2019 Music City
	2	Chris Philpott	North Carolina State	2011 Belk
	2	Art Carmody	Wake Forest	2006 Orange
	2	David Akers	Michigan State	1993 Liberty
	2	Scott Marcus	Long Beach State	1970 Pasadena

**FIELD GOALS MADE**

1.	3	Blanton Creque	Louisiana State	2016 Citrus
	3	John Wallace	Miami, Fla.	2013 Russell Athletic
3.	2	Blanton Creque	Mississippi State	2017 TaxSlayer
	2	John Wallace	Florida	2012 Sugar
5.	1	James Turner	Cincinnati	2022 Fenway
	1	Ryan Chalifoux	Mississippi State	2019 Music City
	1	Chris Philpott	North Carolina State	2011 Belk
	1	Chris Philpott	Southern Mississippi	2010 Beef 'O' Brady's
	1	Art Carmody	Wake Forest	2006 Orange
	1	Art Carmody	Virginia Tech	2005 Gator
	1	Art Carmody	Boise State	2004 Liberty
	1	Nate Smith	Colorado State	2000 Liberty
	1	Jon Hilbert	Boise State	1999 Humanitarian
	1	David Akers	Michigan State	1993 Liberty
	1	Scott Marcus	Long Beach State	1970 Pasadena

**LONGEST FIELD GOAL MADE**

1.	48	James Turner	Cincinnati	2022 Fenway
2.	47	Blanton Creque	Louisiana State	2016 Citrus
3.	43	John Wallace	Miami, Fla.	2013 Russell Athletic
4.	42	John Wallace	Miami, Fla.	2013 Russell Athletic
5.	41	Art Carmody	Wake Forest	2006 Orange
6.	40	Jon Hilbert	Boise State	1999 Humanitarian
7.	36	John Wallace	Miami, Fla.	2013 Russell Athletic
	36	Chris Philpott	Southern Mississippi	2010 Beef 'O' Brady's
9.	35	Art Carmody	Virginia Tech	2005 Gator
10.	32	Chris Philpott	North Carolina State	2011 Belk

**INTERCEPTIONS**

1.	1	By many; last was Chucky Williams	Mississippi State	2017 TaxSlayer
----	---	-----------------------------------	-------------------	----------------

**LONGEST INTERCEPTION RETURNS**

\*Touchdown

1.	*65	Joe Welch	Long Beach State	1970 Pasadena
2.	43	J.T. Haskins	Marshall	2002 GMAC
3.	*38	Terrell Floyd	Florida	2012 Sugar
4.	28	Curry Burns	Brigham Young	2001 Liberty
5.	24	Olante Watson	Michigan State	1993 Liberty
6.	22	Andrew Johnson	Florida	2012 Sugar
7.	17	Derek Hawthorne	Alabama	1990 Fiesta
8.	1	Chucky Williams	Mississippi State	2017 TaxSlayer
	1	Zykies Cannon	Louisiana State	2016 Citrus
	1	William Gay	Wake Forest	2006 Orange

**OPPONENT BOWL GAME INDIVIDUAL RECORDS**

**RUSHING ATTEMPTS**

1.	36	Cecil Sapp	Colorado State	2000 Liberty
2.	33	Nick Chubb	Georgia	2014 Belk
3.	30	Leon Burns	Long Beach State	1970 Pasadena
4.	27	Keytaon Thompson	Mississippi State	2017 TaxSlayer
5.	26	Derrius Guice	Louisiana State	2016 Citrus
	26	Doug Chapman	Marshall	1998 Motor City
7.	23	Brock Forsey	Boise State	1999 Humanitarian
8.	22	Cedric Humes	Virginia Tech	2005 Gator
9.	20	Brad Roberts	Air Force	2021 First Responder
	20	Tra Carson	Texas A&M	2015 Music City



**BOWL RECORDS**

**RUSHING YARDS**

1.	266	Nick Chubb	Georgia	2014 Belk
2.	160	Cecil Sapp	Colorado State	2000 Liberty
3.	152	Brock Forsey	Boise State	1999 Humanitarian
4.	148	Derrius Guice	Louisiana State	2016 Citrus
5.	147	Keytaon Thompson	Mississippi State	2017 TaxSlayer
6.	142	Cal Murray	Miami, Ohio	2003 GMAC
7.	117	Leon Burns	Long Beach State	1970 Pasadena
8.	113	Cedric Humes	Virginia Tech	2005 Gator
9.	106	Tra Carson	Texas A&M	2015 Music City
10.	102	Desmond Johnson	Southern Mississippi	2010 Beef 'O' Brady's

**RUSHING TOUCHDOWNS**

1.	3	Keytaon Thompson	Mississippi State	2017 TaxSlayer
	3	Leon Burns	Long Beach State	1970 Pasadena
3.	2	Haaziq Daniels	Air Force	2021 First Responder
	2	Nick Chubb	Georgia	2014 Belk
	2	Doug Chapman	Marshall	1998 Motor City

**LONGEST RUSHING TOUCHDOWNS**

1.	70	Derrius Guice	Louisiana State	2016 Citrus
2.	62	Desmond Johnson	Southern Mississippi	2010 Beef 'O' Brady's
3.	31	Nick Chubb	Georgia	2014 Belk
4.	24	Cedric Humes	Virginia Tech	2005 Gator
5.	16	Frank Rice	Colorado State	2000 Liberty
6.	15	Franklin Wallace	Marshall	2002 GMAC
7.	14	Keytaon Thompson	Mississippi State	2017 TaxSlayer
8.	10	Dustin Rykert	Brigham Young	2001 Liberty
9.	9	Tra Carson	Texas A&M	2015 Music City
10.	8	Nick Chubb	Georgia	2014 Belk

**PASS ATTEMPTS**

1.	48	Jake Hubenak	Texas A&M	2015 Music City
2.	44	Byron Leftwich	Marshall	2002 GMAC
3.	39	Bart Hendricks	Boise State	1999 Humanitarian
	39	Keith Thibodeaux	Louisiana Tech	1977 Independence
5.	37	Brandon Doman	Brigham Young	2001 Liberty
6.	33	Mike Glennon	North Carolina State	2011 Belk
	33	Riley Skinner	Wake Forest	2006 Orange
	33	Ben Roethlisberger	Miami, Ohio	2003 GMAC
9.	32	Austin Davis	Southern Mississippi	2010 Beef 'O' Brady's
10.	29	Danny Etling	Louisiana State	2016 Citrus
	29	Jeff Driskel	Florida	2012 Sugar
	29	Jared Zabransky	Boise State	2004 Liberty

**PASS COMPLETIONS**

1.	28	Jake Hubenak	Texas A&M	2015 Music City
2.	22	Byron Leftwich	Marshall	2002 GMAC
3.	21	Mike Glennon	North Carolina State	2011 Belk
	21	Riley Skinner	Wake Forest	2006 Orange
	21	Ben Roethlisberger	Miami, Ohio	2003 GMAC
6.	20	Bart Hendricks	Boise State	1999 Humanitarian
7.	19	Austin Davis	Southern Mississippi	2010 Beef 'O' Brady's
	19	Keith Thibodeaux	Louisiana Tech	1977 Independence
9.	18	Brandon Doman	Brigham Young	2001 Liberty
	18	Chad Pennington	Marshall	1998 Motor City

**PASSING YARDS**

1.	411	Chad Pennington	Marshall	1998 Motor City
2.	376	Ben Roethlisberger	Miami, Ohio	2003 GMAC
3.	335	Bart Hendricks	Boise State	1999 Humanitarian
4.	307	Jake Hubenak	Texas A&M	2015 Music City
5.	287	Keith Thibodeaux	Louisiana Tech	1977 Independence
6.	271	Riley Skinner	Wake Forest	2006 Orange
7.	264	Mike Glennon	North Carolina State	2011 Belk
8.	252	Haaziq Daniels	Air Force	2021 First Responder
9.	249	Byron Leftwich	Marshall	2002 GMAC
10.	221	Tommy Stevens	Mississippi State	2019 Music City

**COMPLETION PERCENTAGE**

(Minimum 10 Completions)

1.	.750	Chad Pennington	Marshall	1998 Motor City
2.	.667	Hutson Mason	Georgia	2014 Belk
3.	.654	Tommy Stevens	Mississippi State	2019 Music City
4.	.636	Mike Glennon	North Carolina State	2011 Belk

.636	Riley Skinner	Wake Forest	2006 Orange	
.636	Ben Roethlisberger	Miami, Ohio	2003 GMAC	
7.	.594	Austin Davis	Southern Mississippi	2010 Beef 'O' Brady's
8.	.583	Jake Hubenak	Texas A&M	2015 Music City
9.	.552	Danny Etling	Louisiana State	2016 Citrus
	.552	Jeff Driskel	Florida	2012 Sugar

**LONGEST PASS COMPLETIONS**

**\*Touchdown**

1.	*68	Mike Glennon to T.J. Graham, North Carolina State	2011 Belk
2.	66	Chad Pennington to Doug Chapman, Marshall	1998 Motor City
3.	*64	Haaziq Daniels to Brandon Lewis, Air Force	2021 First Responder
4.	*61	Haaziq Daniels to Brandon Lewis, Air Force	2021 First Responder
5.	59	Chad Pennington to Gregg Kellest, Marshall	1998 Motor City
6.	54	Marcus Vick to David Clowney, Virginia Tech	2005 Gator
7.	51	Bart Hendricks to Lou Fanucci, Boise State	1999 Humanitarian
8.	50	Bart Hendricks to Brock Forsey, Boise State	1999 Humanitarian
	*50	Chad Pennington to Jerrald Long, Marshall	1998 Motor City
10.	*44	Hutson Mason to Chris Conley, Georgia	2014 Belk
	44	Ben Roethlisberger to Martin Nance, Miami, Ohio	2003 GMAC

**RECEPTIONS**

1.	11	Josh Reynolds	Texas A&M	2015 Music City
2.	10	Christian Kirk	Texas A&M	2015 Music City
	10	Denero Marriott	Marshall	2002 GMAC
4.	9	Martin Nance	Miami, Ohio	2003 GMAC
5.	7	Malachi Dupre	Louisiana State	2016 Citrus
	7	T.J. Graham	North Carolina State	2011 Belk
7.	6	Stephen Guidry	Mississippi State	2019 Music City
	6	Willie Idlette	Wake Forest	2006 Orange
	6	Mill Coleman	Michigan State	1993 Liberty
10.	5	Brandon Lewis	Air Force	2021 First Responder
	5	Quinton Dunbar	Florida	2012 Sugar
	5	Kelvin Bolden	Southern Mississippi	2010 Beef 'O' Brady's
	5	Michael Larkin	Miami, Ohio	2003 GMAC
	5	John Cooper	Marshall	1998 Motor City
	5	Larry McCartney	Louisiana Tech	1977 Independence

**RECEIVING YARDS**

1.	177	Josh Reynolds	Texas A&M	2015 Music City
2.	172	Brandon Lewis	Air Force	2021 First Responder
3.	169	Martin Nance	Miami, Ohio	2003 GMAC
4.	139	Malachi Dupre	Louisiana State	2016 Citrus
5.	137	Denero Marriott	Marshall	2002 GMAC
6.	116	T.J. Graham	North Carolina State	2011 Belk
7.	100	Mill Coleman	Michigan State	1993 Liberty
8.	91	Willie Idlette	Wake Forest	2006 Orange
9.	88	Michael Larkin	Miami, Ohio	2003 GMAC
10.	84	Christian Kirk	Texas A&M	2015 Music City

**TOUCHDOWN RECEPTIONS**

1.	2	Brandon Lewis	Air Force	2021 First Responder
	2	T.J. Graham	North Carolina State	2011 Belk
	2	Michael Larkin	Miami, Ohio	2003 GMAC
	2	Denero Marriott	Marshall	2002 GMAC
	2	Demitrius Doss	Marshall	2002 GMAC
	2	James Williams	Marshall	1998 Motor City

**TOTAL YARDS**

1.	445	Chad Pennington	Marshall	1998 Motor City
2.	373	Ben Roethlisberger	Miami, Ohio	2003 GMAC
3.	361	Bart Hendricks	Boise State	1999 Humanitarian
4.	314	Jake Hubenak	Texas A&M	2015 Music City
5.	292	Tommy Stevens	Mississippi State	2019 Music City
6.	287	Keith Thibodeaux	Louisiana Tech	1977 Independence
7.	281	Haaziq Daniels	Air Force	2021 First Responder
8.	274	Keytaon Thompson	Mississippi State	2017 TaxSlayer
9.	267	Mike Glennon	North Carolina State	2011 Belk
10.	266	Nick Chubb	Georgia	2014 Belk



**BOWL RECORDS**

**POINTS SCORED**

1.	18	Keytaon Thompson	Mississippi State	2017 TaxSlayer
	18	Leon Burns	Long Beach State	1970 Pasadena
2.	13	Marshall Morgan	Georgia	2014 Belk
3.	12	Haaziq Daniels	Air Force	2021 First Responder
	12	Brandon Lewis	Air Force	2021 First Responder
	12	Nick Chubb	Georgia	2014 Belk
	12	T.J. Graham	North Carolina State	2011 Belk
	12	Michael Larkin	Miami, Ohio	2003 GMAC
	12	Demitrius Doss	Marshall	2002 GMAC
	12	Denero Marriott	Marshall	2002 GMAC
	12	Doug Chapman	Marshall	1998 Motor City
	12	Billy Malashevich	Marshall	1998 Motor City
	12	James Williams	Marshall	1998 Motor City

**KICKOFF RETURNS**

1.	7	Stacy Coley	Miami, Fla.	2013 Russell Athletic
2.	5	Drew Donley	Cincinnati	2022 Fenway
	5	Dedrick Thomas	Mississippi State	2017 TaxSlayer
	5	Chris Carr	Boise State	2004 Liberty
5.	4	Loucheiz Purifoy	Florida	2012 Sugar
	4	Reggie Hunt	Southern Mississippi	2010 Beef 'O' Brady's
7.	3	Isaiah Zuber	Mississippi State	2019 Music City
	3	Derrius Guice	Louisiana State	2016 Citrus
	3	T.J. Graham	North Carolina State	2011 Belk
	3	Kevin Marion	Wake Forest	2006 Orange
	3	Mike Smith	Miami, Ohio	2003 GMAC
	3	Curtis Holder	Brigham Young	2001 Liberty
	3	Lorenzo Cole	Alabama	1990 Fiesta

**KICKOFF RETURN YARDS**

1.	172	Stacy Coley	Miami, Fla.	2013 Russell Athletic
2.	124	Andre Debose	Florida	2012 Sugar
3.	119	Drew Donley	Cincinnati	2022 Fenway
4.	114	Chris Carr	Boise State	2004 Liberty
5.	110	Dedrick Thomas	Mississippi State	2017 TaxSlayer
6.	94	Andre Debose	Florida	2012 Sugar
7.	81	Derrius Guice	Louisiana State	2016 Citrus
8.	74	Reggie Hunt	Southern Mississippi	2010 Beef 'O' Brady's
9.	67	Brock Forsey	Boise State	1999 Humanitarian
10.	63	T.J. Graham	North Carolina State	2011 Belk

**LONGEST KICKOFF RETURNS**

\*Touchdown

1.	*100	Andre Debose	Florida	2012 Sugar
2.	50	Derrius Guice	Louisiana State	2016 Citrus
3.	41	Mark Onibokun	Boise State	2004 Liberty
4.	39	Brock Forsey	Boise State	1999 Humanitarian
5.	34	Dedrick Thomas	Mississippi State	2017 TaxSlayer
6.	32	Drew Donley	Cincinnati	2022 Fenway
	32	Stacy Coley	Miami, Fla.	2013 Russell Athletic
8.	31	Josh Morgan	Virginia Tech	2005 Gator
	31	Chris Carr	Boise State	2004 Liberty
10.	29	Loucheiz Purifoy	Florida	2012 Sugar
	29	Chris Carr	Boise State	2004 Liberty
	29	Ross Farris	Boise State	1999 Humanitarian
	29	Nate Poole	Marshall	1998 Motor City

**PUNT RETURNS**

1.	4	Tre'Davious White	Louisiana State	2016 Citrus
	4	Damien Schillin	Boise State	1999 Humanitarian
	4	Damone Williams	Marshall	1998 Motor City
4.	3	Gabe Myles	Mississippi State	2017 TaxSlayer
	3	Willie Idlette	Wake Forest	2006 Orange
	3	Ryne Robinson	Miami, Ohio	2003 GMAC
	3	Josh Davis	Marshall	2002 GMAC
8.	2	Mike Rigell	Brigham Young	2001 Liberty

**PUNT RETURN YARDS**

1.	62	Damone Williams	Marshall	1998 Motor City
2.	45	Tre'Davious White	Louisiana State	2016 Citrus
3.	18	Damien Schillin	Boise State	1999 Humanitarian
4.	17	Ryne Robinson	Miami, Ohio	2003 GMAC
5.	14	Chris Carr	Boise State	2004 Liberty

6.	13	Eddie Royal	Virginia Tech	2005 Gator
7.	11	Gabe Myles	Mississippi State	2017 TaxSlayer
8.	9	Tracy Lampley	Southern Mississippi	2010 Beef 'O' Brady's
9.	8	Willie Idlette	Wake Forest	2006 Orange
	8	Mike Rigell	Brigham Young	2001 Liberty

**LONGEST PUNT RETURNS**

1.	41	Damone Williams	Marshall	1998 Motor City
2.	17	Gabe Myles	Mississippi State	2017 TaxSlayer
	17	Damone Williams	Marshall	1998 Motor City
4.	15	Tre'Davious White	Louisiana State	2016 Citrus
5.	14	Chris Carr	Boise State	2004 Liberty
6.	13	Eddie Royal	Virginia Tech	2005 Gator
	13	Ryne Robinson	Miami, Ohio	2003 GMAC
8.	12	Tre'Davious White	Louisiana State	2016 Citrus
	12	Damien Schillin	Boise State	1999 Humanitarian
10.	9	Tre'Davious White	Louisiana State	2016 Citrus
	9	Tre'Davious White	Louisiana State	2016 Citrus
	9	Tracy Lampley	Southern Mississippi	2010 Beef 'O' Brady's
	9	Damone Williams	Marshall	1998 Motor City

**PUNTS**

1.	8	Tank Williamson	Alabama	1990 Fiesta
2.	7	Mason Fletcher	Cincinnati	2022 Fenway
	7	Drew Kaser	Texas A&M	2015 Music City
4.	6	Josh Growden	Louisiana State	2016 Citrus
	6	Pat O'Donnell	Miami, Fla.	2013 Russell Athletic
	6	Peter Boehme	Southern Mississippi	2010 Beef 'O' Brady's
	6	Nic Schmitt	Virginia Tech	2005 Gator
	6	Kyle Stringer	Boise State	2004 Liberty
	6	Curtis Head	Marshall	2002 GMAC
	6	Keith Thibodeaux	Louisiana Tech	1977 Independence

**LONGEST FIELD GOAL MADE**

1.	48	Tyler Jones	Boise State	2004 Liberty
2.	46	Nick Calaycay	Boise State	1999 Humanitarian
3.	44	Sam Swank	Wake Forest	2006 Orange
4.	42	Colby Delahoussaye	Louisiana State	2016 Citrus
	42	Tyler Jones	Boise State	2004 Liberty
6.	41	Marshall Morgan	Georgia	2014 Belk
	41	Marshall Morgan	Georgia	2014 Belk
8.	36	Sam Swank	Wake Forest	2006 Orange
	36	Brandon Pace	Virginia Tech	2005 Gator
10.	34	Niklas Sade	North Carolina State	2011 Belk

**MOST INTERCEPTIONS**

1.	2	Mark McLaurin	Mississippi State	2017 TaxSlayer
	2	Dominick Sanders	Georgia	2014 Belk
	2	David Amerson	North Carolina State	2011 Belk

**LONGEST INTERCEPTION RETURNS**

\*Touchdown

1.	*92	Andy Avalos	Boise State	2004 Liberty
2.	*80	Shaunard Harts	Boise State	1999 Humanitarian
3.	*65	David Amerson	North Carolina State	2011 Belk
4.	*49	Charles Gardner	Alabama	1990 Fiesta
5.	40	Dominick Sanders	Georgia	2014 Belk
6.	*39	James Anderson	Virginia Tech	2005 Gator
7.	*35	Mike Smith	Miami, Ohio	2003 GMAC
8.	31	Yancey Satterwhite	Marshall	2002 GMAC
9.	30	Mark McLaurin	Mississippi State	2017 TaxSlayer
10.	25	Roland Minor	Virginia Tech	2005 Gator