2023-2024

MEN'S BASKETBALL

Media Guide



FOR THE VILLE.

ACC

DENNY CRUM

1937-2023



2 NATIONAL CHAMPIONSHIPS **6** FINAL FOURS **675** ALL-TIME WINS

NAISMITH MEMORIAL BASKETBALL HALL OF FAME INDUCTEE


2023-24 LOUISVILLE BASKETBALL
adidas
ACC
Louisville Basketball

LOUISVILLE BASKETBALL

2023-24 Men's Basketball Schedule

Date		Opponent	Site	Time (ET)	Television
October					
Wed.	**18**	**SIMMONS COLLEGE (exhibition)**	**KFC YUM! CENTER**	**7 p.m.**	**ACCNX**
Mon.	**30**	**KENTUCKY WESLEYAN (exhibition)**	**KFC YUM! CENTER**	**7 p.m.**	**ACCNX**
November					
Mon.	**6**	**UMBC**	**KFC YUM! CENTER**	**7 p.m.**	**ACCNX**
Fri.	**10**	**CHATTANOOGA**	**KFC YUM! CENTER**	**7 p.m.**	**ACCNX**
Wed.	**15**	**COPPIN STATE**	**KFC YUM! CENTER**	**7 p.m.**	**ACCNX**
		Empire Classic	*Madison Square Garden*		
Sun.	19	Texas	New York, New York	3:30 p.m.	ESPN
Mon.	20	UConn or Indiana	New York, New York	TBA	ESPNU
Sun.	**26**	**NEW MEXICO STATE**	**KFC YUM! CENTER**	**1 p.m.**	**ACCNX**
Wed.	**29**	**BELLARMINE**	**KFC YUM! CENTER**	**8 p.m.**	**ACCNX**
December					
Sun.	3	at Virginia Tech*	Blacksburg, Va.	4 p.m.	ACC Network
Sat.	9	at DePaul	Chicago, Ill.	2 p.m.	FS1
Wed.	**13**	**ARKANSAS STATE**	**KFC YUM! CENTER**	**8 p.m.**	**ACC Network**
Sun.	**17**	**PEPPERDINE**	**KFC YUM! CENTER**	**2 p.m.**	**ACC Network**
Thur.	**21**	**KENTUCKY**	**KFC YUM! CENTER**	**6 p.m.**	**ESPN**
January					
Wed.	3	at Virginia*	Charlottesville, Va.	7 p.m.	ESPN/2/U
Sat.	**6**	**PITT***	**KFC YUM! CENTER**	**12 p.m.**	**The CW**
Wed.	10	at Miami*	Coral Gables, Fla.	7 p.m.	ACC Network
Sat.	**13**	**NC STATE***	**KFC YUM! CENTER**	**12 p.m.**	**The CW**
Wed.	17	at North Carolina*	Chapel Hill, N.C.	9 p.m.	ACC Network
Sat.	20	at Wake Forest*	Winston-Salem, N.C.	TBA	ESPN/2/U
Tues.	**23**	**DUKE***	**KFC YUM! CENTER**	**7 p.m.**	**ESPN/2/U**
Sat.	**27**	**VIRGINIA***	**KFC YUM! CENTER**	**12 p.m.**	**The CW**
Tues.	30	at Clemson*	Clemson, S.C.	9 p.m.	ACC Network
February					
Sat.	**3**	**FLORIDA STATE***	**KFC YUM! CENTER**	**8 p.m.**	**ACC Network**
Wed.	7	at Syracuse*	Syracuse, N.Y.	7 p.m.	ACC Network
Sat.	**10**	**GEORGIA TECH***	**KFC YUM! CENTER**	**6:30 p.m.**	**ACC Network**
Tues.	13	at Boston College*	Chestnut Hill, Mass.	9 p.m.	ACC Network
Sat.	17	at Pitt*	Pittsburgh, Pa.	6:30 p.m.	ACC Network
Wed.	**21**	**NOTRE DAME***	**KFC YUM! CENTER**	**7 p.m.**	**ESPN/2/U**
Wed.	28	at Duke*	Durham, N.C.	7 p.m.	ACC Network
March					
Sat.	**2**	**SYRACUSE***	**KFC YUM! CENTER**	**8 p.m.**	**ACC Network**
Tues.	**5**	**VIRGINIA TECH***	**KFC YUM! CENTER**	**7 p.m.**	**ESPN/2/U**
Sat.	**9**	**BOSTON COLLEGE***	**KFC YUM! CENTER**	**5:30 p.m.**	**The CW**
	12-16	ACC Tournament	Washington, D.C.		

ACC Network Extra (ACCNX) is a digital network available to authenticated subscribers of the ACC Network through the ESPN app. All games are broadcast on the UofL Sports Radio Network produced by Louisville Sports Properties/Learfield Sports (locally on ESPN 93.9 FM "The Ville" or WGTK/970 AM in Louisville).

Contents

2023-24 Louisville Men's Basketball Information

Team Information

2022-23 Overall Record	4-28 (Home 4-13, Away 0-11, Neutral 0-4)
Atlantic Coast Conference Record	2-18
ACC Finish	15th
2023 Postseason	lost in first round of ACC Tournament; no additional postseason tournament.
Final 2023 UofL Natl. Ranking	unranked
Lettermen Returning/Lost	7/8
Starters Returning	2 (G/F Mike James, F Brandon Huntley-Hatfield)
Starters Lost	3 (G El Ellis, F Jae'Lyn Withers F Sydney Curry)
All-Time Record	1,776-987 (109 yrs.) *(does not include 123-3 record vacated by NCAA)*
All-Time NCAA Tournament Record	61-41 (39 Appearances, 8 Final Fours, Two NCAA Championships - 1980, 1986) *(does not include 15-3 record in four appearances, two Final Fours and 2013 NCAA Championship vacated by NCAA)*

Important Phone Numbers

Athletic Department	(502) 852-5732
Ticket Office	(502) 852-5151
Media Relations Office	(502) 852-6581
Basketball Office	(502) 852-6651
Primary Media Contact	Associate AD for Media Relations/Strategic Comms. Zach Greenwell
Office:	(502) 852-6581
Cell:	(270) 668-4716
Email Address	zachg@gocards.com
Secondary Media Contact	Assistant Director of Media Relations/Creative Communications Dana Brown
Cell:	(317) 752-6161
Email Address	dana@gocards.com

The University of Louisville received its decision on Nov. 3, 2022, from the Independent Accountability Resolution Process (IARP) in regard to its case involving the men's basketball program and its previous coaching staffs.

UofL's violations included recruiting infractions and impermissble on-court coaching activities. Its penalties, which did not include a postseason ban or scholarship reduction, did include two years of probation through Nov. 3, 2024.

Additional information related to the IARP ruling can be found at **Louisville.edu/NCAA.**

Basketball Staff

Head Coach	Kenny Payne (Louisville '03)
UofL Record	4-28 (Second season)
Overall Record	Same
Conference Record	2-18
NCAA Record	N/A
Associate HC	Danny Manning (Kansas '91)
Assistant Coach	Nolan Smith (Duke '11)
Assistant Coach	Josh Jamieson (So. Oregon '00)
Dir. of Analytics/Video Tech.	Gabe Snider
Dir. of Player Development/Alumni	Milt Wagner
Strength Coach	Dr. Adam Petway
Head Trainer	DeVante Frazier
Executive Dir./Academic Services	Kamari Wooten
Dir. of Basketball Operations	Stephanie Davis
Dir. of Basketball Administration	Justin Perez
Video Coordinator	Reece Gaines
Graduate Manager	Steffon Mitchell
Graduate Manager	Seth Tatum
Dir. of Equipment Operations	Chuck Hall
Assoc. Dir. of Sports Nutrition	Tiffany White
Creative Producer	Kory Aldous
Team Doctors	Dr. Jon Becker, Dr. John Ellis, Dr. Katie Pohlgeers

General/Administration

Location	Louisville, Ky. 40292
Founded / Enrollment	1798 / 23,100
Nickname/Colors	Cardinals/Red and Black
Conference	Atlantic Coast
Home Court	KFC Yum! Center (22,090) *(address: 1 Arena Plaza, Louisville, KY 40202)*
President	Dr. Kim Schatzel
Faculty Representative	Krista Wallace-Boaz
Vice President/Director of Athletics	Josh Heird
Website Address	www.GoCards.com
MBB Twitter/Instagram	@LouisvilleMBB



Credits: Edited by Zach Greenwell, Dana Brown and Kathy Tronzo. Editorial assistance by the Louisville Sports Information staff. Special thanks to Kenny Klein and Kelly Dickey. Interior design by Jamie Barker, Provations Group. Cover and inside cover designs by Tim Haag. Photographs by Adam Creech, Taris Smith, Kory Aldous, Zach Greenwell, Kenny Klein, Louisville Athletics and Getty Images. Printed on recycled paper by VG Reed in Louisville, Ky.

Contents

2023-24 Schedule	2
A Look at the Cardinals	4-23
Media Information	24-25
University of Louisville Map, Primary Media	26
City of Louisville Map, Arena Seating Chart	27
Cardinal Facts & Figures	28-29, 42
UofL Athletics Facilities	4-7, 18-19, 30-40
KFC Yum! Center	4-7, 32-35
Cards on the Air	41

Coaching Staff

Head Coach Kenny Payne	44-47
Assistant Coaches	48-51
Basketball Support Staff	52-60

Players

Roster	62
Photo Roster	63
Roster Analysis	64
All-time Player Numbers	65
Player Profiles *(listed alphabetically by class)*	66-95
Preseason Player Notebook	96

2022-23 in Review

Statistics, Final 2022-23	98
Results, Final 2022-23	99
Box Scores, 2022-23	102-109

Louisville: University and City

University of Louisville	112-113
City of Louisville	20-21, 114-115
UofL President Dr. Kim Schatzel	116
Vice-President/Athletics Director Josh Heird	119
UofL Athletics Administration/Coaches	120-126
Spirit Groups	128

Atlantic Coast Conference/NCAA

Atlantic Coast Conference	130-131
ACC Composite Schedule	132-133
UofL NCAA Tournament Leaders	138-139
NCAA Champions	140

Cardinal Tradition

Retired Numbers/Honored Jerseys	143-147
All-Americans	148
UofL Athletic Hall of Fame	149
National Champions	150-152
UofL Final Four Teams	153-155
Lettermen, All-Time UofL	156-157
UofL Professional Players	158-162

Records

Year-by-Year Records	164
Year-by-Year Team Statistics	165
Coaches' Records	164-167
Statistical Records, Team & Individual	168-179
1,000-Point Scorers	180-186
Top 5 Scorers Year-by-Year	187-190
All-Time Tournament Results	191-193
Results, Year-by-Year	196-210

Opponents

Opponents Information	212-215
Opponent Sports Information Directory	216
All-Time Record vs. Opponents	217
Series vs. 2023-24 Opponents	218-219



22,090 - the largest non-football venue in college basketball



CENTER

Top 7 nationally in home attendance for **40** of the last **42** seasons


KFC Yum! CENTER
2013 NCAA MEN'S BASKETBALL
NATIONAL
CHAMPIONS
2013
FINAL
FOUR

KFC YUM


THE FUTURE
THE
FAMILY






adidas
T C K E T S
BRUNO MARS
24K MAGIC WORLD TOUR 2017
SEPTEMBER 19, 2017
KFC YUM! CENTER
LIVENATION.com

CENTER









77
NBA Draft Picks

Donovan Mitchell is a four-time NBA All-Star; **Carlik Jones** was named 2022-23 G League MVP

18 Louisville players have played in the NBA in the last **10** years

A Cardinal has won the **NBA title** in two of the last three seasons


Top (l-r): Damion Lee, Gorgui Dieng, Terry Rozier, Montrezl Harrell, Jordan Nwora, Carlik Jones
Carlik Jones
2022-23
G League MVP
Jordan Nwora
2021 NBA Champion
Milwaukee Bucks
Damion Lee
2022 NBA Champion
Golden State Warriors



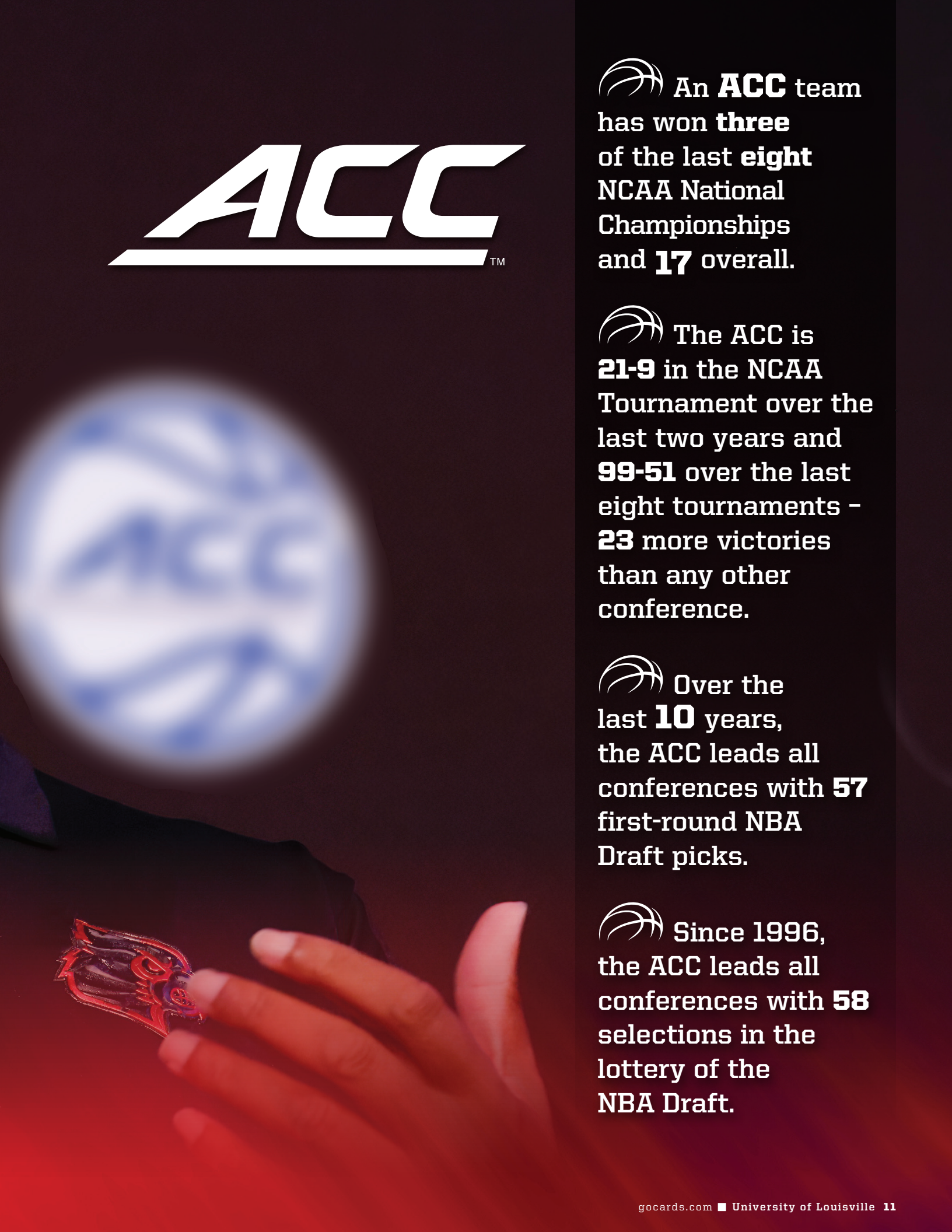

An **ACC** team has won **three** of the last **eight** NCAA National Championships and **17** overall.

The ACC is **21-9** in the NCAA Tournament over the last two years and **99-51** over the last eight tournaments – **23** more victories than any other conference.

Over the last **10** years, the ACC leads all conferences with **57** first-round NBA Draft picks.

Since 1996, the ACC leads all conferences with **58** selections in the lottery of the NBA Draft.

National Attention





Louisville is the highest rated TV market for college basketball for the last **20-plus** years since tracking began, and was once again the **top-rated national market** for the 2023 NCAA Tournament.

Every possible UofL Basketball game has been televised for the last **40** years, including over **600** national telecasts.

ACC Network launched in August 2019

UofL basketball games are the **top two** highest-rated events in Louisville **television** history.

Academic Success

In 2022, the Cardinal Athletic Fund launched The Cardinal Trust, an annual fundraising campaign to increase support in student-athletes academic experience now and into the future.

The comprehensive campaign targets three critical areas of support:

- Red & Black Scholar Rewards
- Increased Summer School access
- Degree Completion Program funding

The Red and Black Scholar Awards is a financial academic reward given to student-athletes annually. Louisville's student-athletes will be eligible to receive the maximum allowable reward under new NCAA legislation – to be split between the fall and spring semesters. Individual awards will be based upon retention and eligibility, full-time enrollment status, completion of life skills components; remain in good standing with University Student Code of Conduct and Athletic Department Student-Athlete Code of Conduct; and have active roster status for their respective sports.

For additional questions, contact the Cardinal Athletic Fund at (502) 880-8921 or CAF@louisville.edu.

THE CARDINAL TRUST

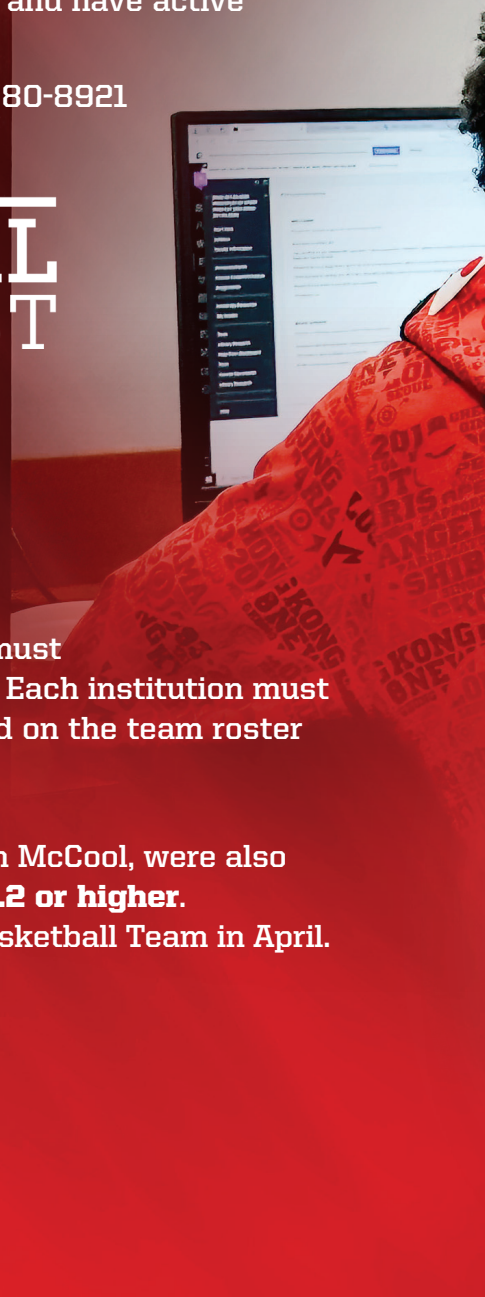

UofL was recognized in July as a recipient of the **Team Academic Excellence Award** from the National Association of Basketball Coaches (NABC).

In order to receive the Team Academic Excellence Award, a program must achieve a **team GPA of 3.0 or higher** for the previous academic year. Each institution must count the GPA of all men's basketball student-athletes who were listed on the team roster the previous season.

Three team members, including current Cardinals Zan Payne and Aidan McCool, were also named to the NABC Honors Court for attaining a **cumulative GPA of 3.2 or higher**. Five Cardinals were also named to the 2022-23 All-Academic Men's Basketball Team in April.

NABC
NATIONAL ASSOCIATION OF BASKETBALL COACHES



3.121 team GPA for 2023 Spring Semester

Collective **3.0 GPA** for **26** of the last **30** semesters.

Five Cardinals were honored on the 2022-23 All-ACC Academic Team, and UofL has produced **48** men's basketball selections over its nine years in the league.

Louisville is one of just nine Division I schools in the nation, including only two from Power Five conferences (Louisville and Stanford), which have earned an APR public recognition award in **seven** of the last **eight** years awarded.

Jordan Nwora was named to the 2019-20 CoSIDA Academic All-America second team, just the fourth Louisville player ever to attain the prestigious honor.

Community Ser

The Cardinals are active in the community throughout the year. Over the last year, some of their initiatives have included reading to children at a local park, stopping by the Greater Louisville Head Start program through Imagination Library, visiting multiple hospitals to see patients, delivering toys around the holidays, and raising money for flood relief in a TV telethon – among other outings around the city.









rvice







CARDS CARE

planet fitness

KUEBER CENTER



- **Men's basketball** only practice facility with extended court space
- **Spacious** locker room and player lounge with nutrition center
- **Expansive** theatre for video room and meetings
- Weight room, training room, study areas, sleep pods, staff offices
- **24-hour** access for players




BASKETBALL
ACC


FINAL FOUR
Atlanta


1959
FINAL FOUR
1972
FINAL FOUR
1975
FINAL FOUR
1980
CHAMPIONS
1982
FINAL FOUR
1983
FINAL FOUR
1986
CHAMPIONS
2005
FINAL FOUR


LOUISVILLE
BASKETBALL

Louisville, Kentucky



Home to legendary **Churchill Downs** and **Louisville Slugger** bats

Worldwide shipping hub for **UPS**

Top businesses include **Yum! Foods** (Pizza Hut/Taco Bell/ KFC), **Ford**, **General Electric**, **Brown-Forman**, **Papa John's Pizza**, **Humana**




GENUINE
LOUISVILLE SLUGGER®
Louisville
Slugger

University of Louisvill



Established in 1798, the **University of Louisville** is Kentucky's premier, nationally recognized metropolitan research university. With a student body of more than **23,000** and faculty and staff of nearly **7,000**, UofL offers **more than 200** areas of study.

UofL is recognized among the **nation's best** institutions for African American, LatinX and LGBTQ+ students, and it is repeatedly designated a military-friendly school.



The **Cardinal Degree Completion (CDC) program** was established to assist returning student-athletes, who have exhausted their athletic scholarship eligibility, with the costs of full or part-time tuition and books associated with completing their degree at the University of Louisville. Among those who have taken advantage of or are recently involved with the program are **Kenny Payne** (Louisville head coach, graduated in 2003), **Gorgui Dieng** (San Antonio Spurs; graduated in Spring 2015), **Donovan Mitchell** (Cleveland Cavaliers), **Deng Adel** (playing overseas) and **Ray Spalding** (G-League).

Media Information

This publication featuring the 2023-24 University of Louisville men's basketball team has been prepared to aid you in covering the Cardinals this season. Additional information is available through Associate Athletic Director Zach Greenwell, UofL's primary men's basketball contact (502-852-0112; cell: 270-668-4716), or Assistant Director Dana Brown, secondary contact (cell: 317-752-6161; dana@gocards.com).

■ **Media Credentials:** To obtain credentials for a UofL home contest, please make the request via email to Zach Greenwell at zachg@gocards.com. Credentials are held at Media Will Call, located inside the Suite Entrance on the Second Street side of the KFC Yum! Center (front right side of the arena). Credentials will not be mailed. Passes are limited to working media only. We do not have complimentary game tickets, but we will assist in purchasing tickets when they are available. The media room is located on the event level, the first door to the right after entering the Suite Entrance/Media Entrance. Media seating is either at courtside or at tables in designated corner areas of the arena in sections 119 and 120.

■ **Internet Access:** Wireless internet access is available throughout the KFC Yum! Center. A password is required for special media access. Wired connections are also available in the media room.

■ **Telephones:** Media desiring personal phone service should have a phone installed through the KFC Yum! Center by calling (502) 690-9000 in advance. Please list Zach Greenwell as the contact for placement.

■ **Photographers:** Photographers are limited to working in their designated spots in each half. Space on the baselines is limited, but an upper photo area position may be available as well. Photo work space, equipped with wired internet access, is available within the media work room (two digital photo rooms). Specific protocols will be provided to those who receive limited credentials.

■ **Parking:** Limited media parking is available in garages within one block of the KFC Yum! Center. Some require a pass to have in hand in advance, others are operated from a list supplied by UofL. Requests should be made well in advance to Zach Greenwell.

■ **Notes/Statistics:** Game notes and statistics will be available online at **www.GoCards.com/MBBMedia**. Live statistics will be available during the event online on GoCards.com, the CardsMobile app and Louisville.statbroadcast.com. A pdf of the final statistics will be posted postgame on GoCards.com. Broadcast personnel will have access to a computer monitor displaying live game statistics throughout the game.

■ **Media Room Hours:** The KFC Yum! Center media room will open two hours prior to tipoff and will close two hours after conclusion of the game. Only those who make special arrangements with Zach Greenwell (zachg@gocards.com) in advance will be permitted in the media areas any earlier. If you anticipate needing additional time postgame, you may wish to work from home or another location.

■ **Food/Refreshments:** A pregame buffet meal and fountain drinks are planned on game day through our partnership with our concessionaire Centerplate.

■ **Postgame:** Postgame interviews will take place following games, either in person, online through Microsoft Teams or a hybrid format. The format will be communicated to media members closer to each game. Coach Kenny Payne and select Cardinal student-athletes will be available as soon as possible following games for both home and away events. Links for the video conference if applicable, or phone numbers to dial into the conference, will be provided to approved media who request access from Zach Greenwell (zachg@gocards.com). The Microsoft Teams software or app may be downloaded to desktop or mobile from this link: https://www.microsoft.com/en-us/microsoft-365/microsoft-teams/download-app

■ **Interviews:** Coach Kenny Payne and selected players are generally available by news conference prior to most games, schedule permitting. That availability may again take place in person, online or in a hybrid format. To request a specific interview with Coach Payne or a player, please call or email Zach Greenwell (270-668-4716; email: zachg@gocards.com).

■ **Internet Services:** UofL is partnered with Sidearm Sports to host its official athletic site. Located at **GoCards.com**, the web site contains updated game notes, cumulative statistics, box scores from previous games, weekly video interviews with Coach Kenny Payne and selected players, and many other resources. Information is also available with UofL's **CardsMobile** app, available for both iPhone and Android users. This media guide is also available online in both a pdf and interactive format. The Atlantic Coast Conference site is located at www.theacc.com.

■ **Broadcast Center:** Live video operations for the ACC Network and UofL in-venue video boards are conducted at the UofL Athletics Broadcast Center, located on the UofL campus at 1900 Arthur Street adjacent to Interstate 65.

Media Relations/Live TV Production Staff



Zach Greenwell
Associate AD
Primary MBB Contact

Dana Brown
Assistant Director
Secondary MBB Contact

Rocco Gasparro
Director of
Media Relations

Nancy Worley
Associate Sports
Information Director

Lori Harmon
Assistant Sports
Information Director

Matt Paras
Assistant Sports
Information Director

Stephen Williams
Assistant Sports
Information Director

Kathy Tronzo
Sports Information
Program Assistant

Jeremy Noe
Assistant AD for
Television Production

Bobby Blankenship
Director of
Television Production

John Leenerts
Chief
Broadcast Engineer

Morgan Brooks
Assistant Director of
Television Production

Jake Williamson
Associate
Producer

Will Clark
Technical
Manager

Bryce Matthis
Technical
Manager

Media Information

■ **Mailing Address:** The mailing address for the Cardinals' Media Relations Office is: Media Relations Office, University of Louisville, Louisville, KY 40292. Express mail items should be sent to: UofL Media Relations, 2100 S. Floyd St., SAC Rm. E219, Louisville, KY 40208 (phone: 502-852-6581).

■ **Campus Locations:** The UofL Media Relations Office is located in the Swain Student Activities Center, room E219, on the UofL campus at the corner of Floyd and Brandeis Streets (2100 S. Floyd Street). Visitor's parking is available in the garage adjacent to the Swain Student Activities Center.

The men's basketball offices and practice facility are housed on campus in the Planet Fitness Kueber Center, located at 2432 South Floyd Street.

■ **Directions:** (Arriving on Interstate 65 South) Take the Arthur Street exit (Exit 134) off I-65 south. At the end of the ramp, turn right at the stop sign (Brandeis Street). Proceed through the traffic roundabout to turn left onto Floyd Street. The Swain Student Activities Center is the first building on the right and the SID's office is in Room E219. To reach the Planet Fitness Kueber Center, continue on Floyd Street, about 200 yards past the traffic light at University Boulevard. After travelling under the Eastern Parkway overpass, the Planet Fitness Kueber Center is the first building on the right.

(Arriving on Interstate 65 North for the Swain Student Activites Center) Off I-65 north, take the University Boulevard exit (Exit 134) and turn left at the end of the ramp. At the second traffic light, turn right onto Floyd Street. After passing through the next traffic light, the Swain Student Activities Center will be on the left after passing the parking garage. The Sports Information office is in Room E219.



(Arriving on Interstate 65 North for the Planet Fitness Kueber Center) Off I-65 north, take the University Boulevard exit (Exit 134) and turn left at the end of the ramp. At the second traffic light, turn left onto Floyd St. After travelling about 200 yards under the Eastern Parkway overpass, the Planet Fitness Kueber Center is the first building on the right.

KFC Yum! Center Information

Arena Location: The KFC Yum! Center (22,090) is located on Main Street in downtown Louisville between Second and Third Streets on the banks of the Ohio River (201 West Main St., Louisville, KY 40202).

Uniforms: UofL wears its adidas white jerseys trimmed in red and black at most home games in the KFC Yum! Center. The Cards wear either red uniforms trimmed in white and black or black uniforms trimmed in red and white on the road.

Press/Scouting Credentials: Contact UofL Associate Athletic Director Zach Greenwell well in advance of a game at zachg@gocards.com. You may also contact Assistant Director Dana Brown at dana@gocards.com.

Ticket Information: Many seats are sold on a season basis, but there are often single-game seats available through Ticketmaster (online at http://www.ticketmaster.com/Louisville-Cardinals-Mens-Basketball-tickets/artist/845511). The UofL ticket office is located on the third floor of the Swain Student Activities Center at 2100 South Floyd Street. Contact the UofL ticket office for further information (502-852-5151).

Athletic Trainer: Training facilities are available at the KFC Yum! Center through UofL trainer DeVante Frazier (502-852-0116).

Locker Rooms: Visiting team locker rooms are located on the event level in the southwest corner of the KFC Yum! Center, down the corridor on the right when exiting the media room. The Cardinals' locker room is located in the southeast corner, down the corridor on the right when exiting the media room.

Team Entrance: Visiting team busses should enter through the Third Street garage entrance of the KFC Yum! Center (191 North Third Street), near the southwest corner of the building. The team bus may park at the loading dock within the building.

Media Entrance: Media should enter through the Suite Entrance located on Second Street (near southwest corner of the KFC Yum! Center, to the right and below the main lobby; below the Second Street bridge). There is limited seating for credentialed media representatives in Sections 119 and 120.

Will Call: Media credentials not picked up in advance will be left at Media Will Call inside the Suite Entrance, located on Second Street (near southwest corner of the KFC Yum! Center, to the right and below the main lobby). The main will call window for tickets is located to the right of the front entrance of the arena.

Airport: Louisville Muhammad Ali International Airport (SDF airport code) is located at 600 Terminal Drive in Louisville, 40209. Major airlines: Allegiant, American, Breeze, Delta, Frontier, Southwest, Spirit and United. Airport information can be obtained at (502) 368-6524 or www.flylouisville.com.

Taxi Service: Yellow Cab (502-636-5511).

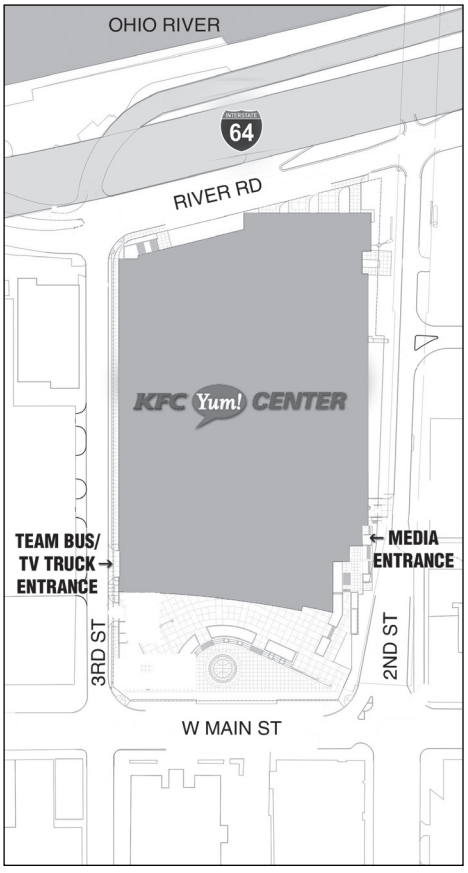

NOTE: Further information on the KFC Yum! Center is included on pages 32-35 of this guide and a seating chart is on page 27.

Floyd Street Campus Map/Media Contacts



Primary Media Outlets

Publications/Web Sites

Brooks Holton
(Beat Writer)
The Courier-Journal
525 W. Broadway
Louisville, KY 40202
Phone: (502) 889-0074
bholton@gannett.com

Jody Demling
CardinalAuthority.com
(website, weekday radio program, UofL radio personality)
7425 Falls Ridge Ct.
Louisville, KY 40241
Phone: (502) 424-9617
jodydemling@gmail.com

Matthew McGavic
Sports Illustrated Maven *(website)*
matthewm1992@yahoo.com

Mark Blankenbaker
TheCrunchZone.com *(website)*
Phone: (502) 802-3024
cardsandcats2011@gmail.com

Sports Editor
The Cardinal *(student paper)*
University of Louisville
Louisville, KY 40292
Phone: (502) 852-6728
sports@louisvillecardinal.com

Television

Kendrick Haskins, Dusty Baker
WAVE-TV Sports
725 S. Floyd Street
Louisville, KY 40203
Phone: (502) 561-4144
khaskins@wave3tv.com

Tyler Greever, Tom Lane
WDRB-TV Sports
634 W. Muhammad Ali Blvd.
Louisville, KY 40203
Phone: (502) 584-6441
tgreever@wdrb.com

Rick Bozich, Eric Crawford
(sports columnists, website)
rbozich@wdrb.com
ecrawford@wdrb.com

Fred Cowgill, Kent Taylor, Dominique Yates, Britt Del Barba
WLKY-TV Sports
1918 Mellwood Avenue
Louisville, KY 40206-1035
Phone: (502) 893-7300
fcowgill@hearst.com
kent.taylor@hearst.com

Kent Spencer, Mason Horodyski
WHAS-TV Sports
520 West Chestnut Street
Louisville, KY 40202
Phone: (502) 582-7255
kspencer@whas11.com

Radio

Paul Rogers
(UofL radio play-by-play)
Phone: (502) 468-7175
Pnr51@twc.om

Bob Valvano
(UofL radio analyst, afternoon radio show)
WHBE Radio/ESPN 680
337 W Cardinal Blvd.
Louisville, KY 40208
Phone: (502) 240-0602
elcoche@yahoo.com

Drew Deener, Marques Maybin, Mark Ennis
(morning, mid-morning, afternoon radio shows)
WLCL Radio/93.9 the Ville
337 W Cardinal Blvd.
Louisville, KY 40208
Phone: (502) 240-0602
drewd@espnlouisville.com
marke@espnlouisville.com

Nick Coffey
(afternoon radio show)
790KRD Radio
428 South Fourth Street, Suite 252
Louisville, KY 40202
Phone: (502) 479-2143
nickcoffey@iheartmedia.com

Mike Rutherford
(afternoon radio show, host of Card Chronicle website)
Big X Sports Radio 1450AM/ 96.1 FM WXVW
MikeRuth5@aol.com

Paul Miles
WHAS Radio
428 South Fourth Street, Suite 252
Louisville KY 40202
Phone: 502-479-2200 – Newsroom
paulmiles@whas.com

Wire Service

Gary Graves
Associated Press
Courier-Journal Bldg.
525 W. Broadway
Louisville, KY 40202
Phone: (502) 583-7718
ggraves@ap.org
aplouisville@ap.org

City of Louisville Map

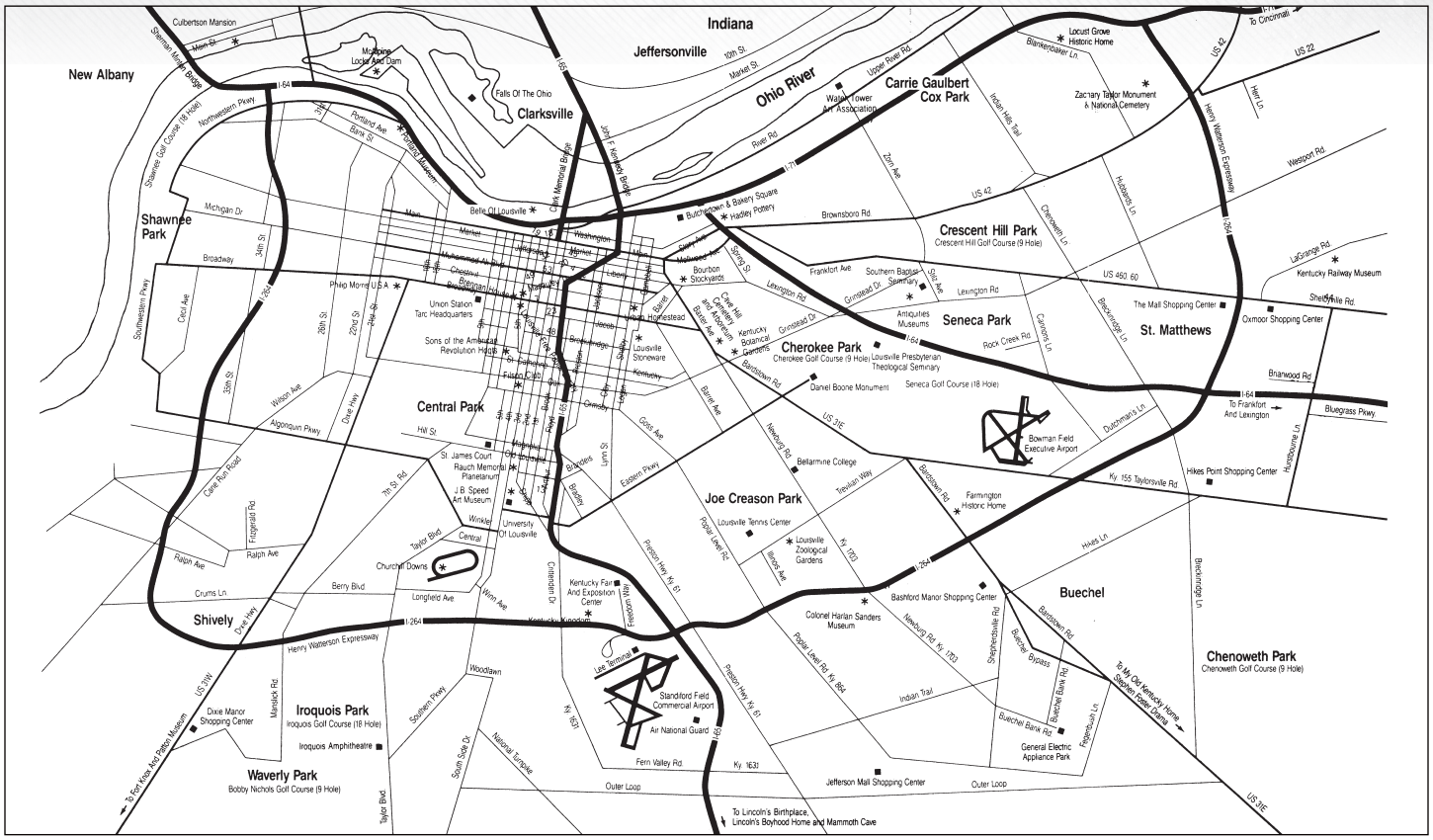
Indiana
Jeffersonville
New Albany
Clarksville
Ohio River
Falls Of The Ohio
Shawnee Park
Central Park
Joe Creason Park
Cherokee Park
Seneca Park
Crescent Hill Park
Carrie Gaulbert Cox Park
St. Matthews
Shively
Iroquois Park
Waverly Park
Chenoweth Park
Buechel
Bowman Field Executive Airport
Standiford Field Commercial Airport
Louisville Zoological Gardens
Churchill Downs
Belle Of Louisville
Louisville Tennis Center
Kentucky Fair And Exposition Center
Jefferson Mall Shopping Center
Oxmoor Shopping Center
The Mall Shopping Center
Bashford Manor Shopping Center
Hikes Point Shopping Center
Dixie Manor Shopping Center
Cherokee Golf Course (9 Hole)
Seneca Golf Course (18 Hole)
Crescent Hill Golf Course (9 Hole)
Iroquois Golf Course (18 Hole)
Bobby Nichols Golf Course (9 Hole)
Iroquois Amphitheatre
Louisville Presbyterian Theological Seminary
Southern Baptist Seminary
Bellarmine College
Farmington Historic Home
Colonel Harlan Sanders Museum
Kentucky Railway Museum
Locust Grove Historic Home
Zachary Taylor Monument & National Cemetery
Abraham Lincoln Birthplace National Historic Site
To Lincoln's Birthplace, Lincoln's Boyhood Home and Mammoth Cave
To Cincinnati
To Frankfort And Lexington
To Bardstown
To My Old Kentucky Home, Stephen Foster Drama
To Tom Wood Art Center Museum
Henry Watterson Expressway
Westport Rd
Lexington Rd
Bardstown Rd
Eastern Pkwy
Broadway
Algonquin Pkwy
Taylor Blvd
Dixie Hwy
Preston Hwy
Outer Loop
Ky 1631
Ky 1020
Ky 1065
Ky 1703
Ky 155 Taylorsville Rd
Bluegrass Pkwy
Brownsboro Rd
Shelbyville Rd
Brownsboro Center
Hurstbourne Ln
Briarwood Rd
Dutchmans Ln
Buechel Bypass
Buechel Bank Rd
Fern Valley Rd
Jefferson Mall Shopping Center
General Electric Appliance Park
Air National Guard
Louisville Stoneware
Kentucky Science Center
Kentucky Museum
Kentucky Kingdom
Louisville Slugger Museum & Factory
Belvedere
Fourth Street Live!
Actors Theatre Of Louisville
Louisville Visitor Center
Muhammad Ali Center
Waterfront Park
Big Four Bridge
Clark Memorial Bridge
John F. Kennedy Memorial Bridge
Second Street Bridge
Sherman Minton Bridge
Ohio River Bridges Project
Culbertson Mansion
Locks And Dam
Portland Museum
Belle Of Louisville
Waterfront Park
Upper River Rd
River Rd
Indian Hills Trail
Zorn Ave
Hubbards Ln
Chenoweth Ln
Grinstead Dr
Rock Creek Rd
Cannons Ln
Beechmont Ln
Blankenbaker Ln
Herr Ln
LaGrange Rd
Old Henry Rd
Newburg Rd
Trevilian Way
Hikes Ln
Beckenridge Ln
Poplar Level Rd
Preston Hwy Ky 61
Poplar Level Rd Ky 864
Newburg Rd Ky 1703
Shepherdsville Rd
Indian Trail
Papermill Ln
Buechel Bank Rd
Southern Pkwy
Woodlawn
Manslick Rd
National Turnpike
South Side Dr
Lee Terminal
Crums Ln
Ralph Ave
Fitzgerald Rd
Carrel Run Road
Wilson Ave
Cecil Ave
Southwestern Pkwy
Michigan Dr
Northwestern Pkwy
Shawnee Golf Course (18 Hole)
Portland Ave
Bank St
Main
Market
Washington
Jefferson
Liberty
Chestnut
Breckinridge
Muhammad Ali Blvd
Jacob
Guthrie
Floyd
Preston
Shelby
Brook
Hancock
Baxter
Barret Ave
Cave Hill Cemetery
Kentucky Botanical Gardens
Blue Ash
Gardiner Ln
Cox Ave
Hill St
Bardstown
Bradley
Winkler
University Of Louisville
Central
Longfield Ave
Worn Ave
Colerdain Dr
Berry Blvd
Dixie Hwy
Henry Watterson Expressway
Taylor Blvd
Phillip Morris U.S.A.
Union Station Tarc Headquarters
Sons of the American Revolution Hdqtrs
Brennan Houses
Cherokee Triangle
Old Louisville
St. James Court
Rauch Memorial Planetarium
J.B. Speed Art Museum
7th St. Rd.
3rd St.
4th St.
9th St.
10th St.
12th St.
13th St.
15th St.
16th St.
18th St.
20th St.
22nd St.
24th St.
26th St.
28th St.
30th St.
34th St.
Shelby Park
Daniel Boone Monument
Bourbon Stockyards
Butchertown & Bakery Square
Hadley Pottery
Frankfort Ave
Lexington Rd
Grinstead Dr
Antiquities Museums
Kentucky Railway Museum
Locust Grove Historic Home
Zachary Taylor Monument & National Cemetery
Blankenbaker Ln
Herr Ln
Westport Rd
Hubbards Ln
Chenoweth Ln
Indian Hills Trail
Zorn Ave
Upper River Rd
River Rd
Waterfront Park
Belle Of Louisville
Brownsboro Rd
Crescent Hill Golf Course (9 Hole)
Southern Baptist Seminary
Lexington Rd
Oxmoor Shopping Center
The Mall Shopping Center
Shelbyville Rd
Briarwood Rd
Bluegrass Pkwy
Hurstbourne Ln
Dutchmans Ln
Bowman Field Executive Airport
Ky 155 Taylorsville Rd
Hikes Point Shopping Center
Bardstown Rd
Trevilian Way
Farmington Historic Home
Newburg Rd
Bellarmine College
Hikes Ln
Beckenridge Ln
Buechel
Bashford Manor Shopping Center
Colonel Harlan Sanders Museum
Poplar Level Rd
Preston Hwy Ky 61
Poplar Level Rd Ky 864
Newburg Rd Ky 1703
Shepherdsville Rd
Buechel Bypass
Buechel Bank Rd
Indian Trail
Papermill Ln
Buechel Bank Rd
General Electric Appliance Park
Chenoweth Park
Chenoweth Golf Course (9 Hole)
To My Old Kentucky Home, Stephen Foster Drama
Louisville Zoological Gardens
Ky 1703
Louisville Tennis Center
Joe Creason Park
Eastern Pkwy
Cross Ave
Barret Ave
Newburg Rd
Bellarmine College
Trevilian Way
Bardstown Rd
Farmington Historic Home
Hikes Ln
Beckenridge Ln
Poplar Level Rd
Preston Hwy Ky 61
Poplar Level Rd Ky 864
Newburg Rd Ky 1703
Shepherdsville Rd
Buechel Bypass
Buechel Bank Rd
Indian Trail
Papermill Ln
Buechel Bank Rd
General Electric Appliance Park
Air National Guard
Standiford Field Commercial Airport
Fern Valley Rd
Ky 1631
Jefferson Mall Shopping Center
Outer Loop
Ky 1020
Ky 1065
Lee Terminal
Kentucky Fair And Exposition Center
Kentucky Kingdom
Kentucky Museum
Kentucky Science Center
Louisville Slugger Museum & Factory
Belvedere
Fourth Street Live!
Actors Theatre Of Louisville
Louisville Visitor Center
Muhammad Ali Center
Waterfront Park
Big Four Bridge
Clark Memorial Bridge
John F. Kennedy Memorial Bridge
Second Street Bridge
Sherman Minton Bridge
Ohio River Bridges Project
Culbertson Mansion
Locks And Dam
Portland Museum
Belle Of Louisville
Waterfront Park
Upper River Rd
River Rd
Indian Hills Trail
Zorn Ave
Hubbards Ln
Chenoweth Ln
Grinstead Dr
Rock Creek Rd
Cannons Ln
Beechmont Ln
Blankenbaker Ln
Herr Ln
LaGrange Rd
Old Henry Rd
Newburg Rd
Trevilian Way
Hikes Ln
Beckenridge Ln
Poplar Level Rd
Preston Hwy Ky 61
Poplar Level Rd Ky 864
Newburg Rd Ky 1703
Shepherdsville Rd
Indian Trail
Papermill Ln
Buechel Bank Rd
Southern Pkwy
Woodlawn
Manslick Rd
National Turnpike
South Side Dr
Lee Terminal
Crums Ln
Ralph Ave
Fitzgerald Rd
Carrel Run Road
Wilson Ave
Cecil Ave
Southwestern Pkwy
Michigan Dr
Northwestern Pkwy
Shawnee Golf Course (18 Hole)
Portland Ave
Bank St
Main
Market
Washington
Jefferson
Liberty
Chestnut
Breckinridge
Muhammad Ali Blvd
Jacob
Guthrie
Floyd
Preston
Shelby
Brook
Hancock
Baxter
Barret Ave
Cave Hill Cemetery
Kentucky Botanical Gardens
Blue Ash
Gardiner Ln
Cox Ave
Hill St
Bardstown
Bradley
Winkler
University Of Louisville
Central
Longfield Ave
Worn Ave
Colerdain Dr
Berry Blvd
Dixie Hwy
Henry Watterson Expressway
Taylor Blvd
Phillip Morris U.S.A.
Union Station Tarc Headquarters
Sons of the American Revolution Hdqtrs
Brennan Houses
Cherokee Triangle
Old Louisville
St. James Court
Rauch Memorial Planetarium
J.B. Speed Art Museum
7th St. Rd.
3rd St.
4th St.
9th St.
10th St.
12th St.
13th St.
15th St.
16th St.
18th St.
20th St.
22nd St.
24th St.
26th St.
28th St.
30th St.
34th St.
Shelby Park
Daniel Boone Monument
Bourbon Stockyards
Butchertown & Bakery Square
Hadley Pottery
Frankfort Ave
Lexington Rd
Grinstead Dr
Antiquities Museums
Kentucky Railway Museum
Locust Grove Historic Home
Zachary Taylor Monument & National Cemetery
Blankenbaker Ln
Herr Ln
Westport Rd
Hubbards Ln
Chenoweth Ln
Indian Hills Trail
Zorn Ave
Upper River Rd
River Rd
Waterfront Park
Belle Of Louisville
Brownsboro Rd
Crescent Hill Golf Course (9 Hole)
Southern Baptist Seminary
Lexington Rd
Oxmoor Shopping Center
The Mall Shopping Center
Shelbyville Rd
Briarwood Rd
Bluegrass Pkwy
Hurstbourne Ln
Dutchmans Ln
Bowman Field Executive Airport
Ky 155 Taylorsville Rd
Hikes Point Shopping Center
Bardstown Rd
Trevilian Way
Farmington Historic Home
Newburg Rd
Bellarmine College
Hikes Ln
Beckenridge Ln
Buechel
Bashford Manor Shopping Center
Colonel Harlan Sanders Museum

Cardinal Facts and Figures

■ Louisville has an all-time 1,776-987 record in 109 seasons of intercollegiate basketball. The Cardinals rank 13th all-time in winning percentage *(does not include 123-3 record vacated by NCAA).* The Cardinals played their first official men's basketball game on Jan. 28, 1912 when they lost 35-3 to Louisville YMCA, but did not field teams in 1916-17, 1922-23 or 1942-43. The Cardinals have produced winning seasons in 73 of the last 78 years, including winning 20 or more games in the 18 of the last 21 seasons and 30 or more in three of the last 12 years in on court results.

■ UofL is tied for eighth nationally with eight Final Four appearances. No other school went to the Final Four four times during the 1980s, and Louisville won two NCAA titles in that decade, winning the national championship in 1980 and 1986. Louisville's 39 NCAA Tournament appearances is tied for eighth best all-time, and its 102 NCAA Tournament games ranks 10th for most played in the event (61-41 record) *(does not include four NCAA appearances, a 15-3 record, two Final Fours and the 2013 national championship vacated by the NCAA).*

■ Twenty-one Louisville players have earned All-America status, the latest being consensus third-team All-America pick Jordan Nwora in 2020. The Cardinals have had 77 players drafted by the NBA, including 25 first-round selections. David Johnson was the latest Cardinal chosen with the 47th pick in the 2021 draft by the Toronto Raptors. Donovan Mitchell was UofL's latest first round selection in the 2017 draft as the 13th overall pick by the Denver Nuggets and was subsequently traded to the Utah Jazz. He's now with the Cleveland Cavaliers and is a four-time NBA All-Star. Eighteen Cardinals have played in the NBA over the last 10 years.

■ Louisville has won its conference championship or finished second in its league in 28 of the last 47 years, including seven of the last 16 years (American Athletic Conference champion in 2014, Big East champion in 2009 and 2013, second place in the Big East in 2007, 2008, ACC second in 2017, 2020). The Cardinals have finished among the top four teams in the Atlantic Coast Conference in four of their nine years in the league, and have been in the top eight in seven of nine years.

■ Louisville is the only school in the nation to have claimed the championship of three major national post-season tournaments including the 1948 NAIB Championship, the 1956 NIT title and the 1980 and 1986 NCAA Championships.

■ UofL produced the second most consecutive winning seasons all-time in the NCAA with 46 (not current). The Cards played winning basketball from 1944-45 through 1989-90, winning 20 or more games on 31 occasions during that period.

■ Louisville has three previous direct representatives in the Naismith Memorial Basketball Hall of Fame. Cardinal All-American and former Washington Bullets All-Star Wes Unseld was inducted in 1988, former head coach Denny Crum was inducted in 1994 and former head coach Rick Pitino was in the 2013 induction class. Current associate head coach Danny Manning was inducted in 2008.



Jordan Nwora, now with the NBA's Indiana Pacers, was Louisville's last All-American in 2020.

■ Louisville has ranked among the top seven nationally in average home attendance in 40 of the last 42 years. The total attendance of 35,009 in 11 home games in 2020-21 due to pandemic restrictions (9-2 record) was less than what would normally attend just two home games. The Cardinals' average attendance of 3,183 was fifth in the nation in 2020-21 with the limited attendance permitted in many venues. UofL has played 13 seasons in its spectacular home, the 22,090 seat KFC Yum! Center in downtown Louisville. The Cardinals have a 183-49 record in 13 seasons in the KFC Yum! Center (.789).

■ Only eight times in the last 55 years have the Cardinals failed to reach either the NCAA or NIT post-season tournaments, excluding four years vacated by the NCAA. The postseason was cancelled in 2020 due to the COVID-19 pandemic.

■ The Cardinals are one of the most televised teams in college basketball. UofL games will be televised on national networks during the 2023-24 regular season on double-digit occasions. Every possible UofL game over the past 40 years has been televised on either a live or delayed basis — a total of over 1,300 games — including over 600 national television appearances.

■ The Cardinals have been ranked on 656 occasions in the AP poll, sixth most all-time. Louisville has been among the top ten on 302 occasions, including 14 times in the 2019-20 season. Louisville's No. 1 ranking in the Dec. 2 and 9, 2019 Associated Press polls were just the third and fourth times UofL has ever been ranked as the No.1 team in the nation in the AP poll. The other two were March 16, 2009 in the final AP poll of the season; and Jan. 14, 2013. UofL has been ranked as the No.1 team in the nation in the coaches poll on five occasions, including twice in 2019-20. The other three were in the 1986-87 preseason UPI coaches poll; in the ESPN/USA Today poll on March 15, 2009; and in the final USA Today coaches poll of 2012-13 on April 8, 2013.

■ Seven former Cardinals were active on NBA rosters during the 2022-23 season: Gorgui Dieng (San Antonio Spurs), Montrezl Harrell (Philadelphia 76ers), Damion Lee (Phoenix Suns), Donovan Mitchell (Cleveland Cavaliers), Jordan Nwora (Milwaukee Bucks/Indiana Pacers) Terry Rozier (Charlotte Hornets) and Carlik Jones (Chicago Bulls). Mitchell is a four-time NBA All-Star, won the 2018 Verizon Slam Dunk Contest and was runner-up for the 2018 Rookie of the Year. Harrell was the 2020 NBA Sixth Man of the Year, and Jones was the 2022-23 G League Most Valuable Player. At least 25 former Cardinals were expected to be active playing professionally with other U.S. or foreign teams this season. Eighteen UofL players have reached the NBA in the last 10 years.

■ UofL has retired the numbers of five of its former hoop greats: 2 Russ Smith, 8 Charlie Tyra, 31 Wes Unseld, 35 Darrell Griffith and 42 Pervis Ellison.

■ Louisville is second to North Carolina for the national lead with 69 all-time 1,000 point scorers. Jordan Nwora (1,294 points in three seasons) was the latest Cardinal to reach that milestone in 2019-20.

■ Louisville has won at least 20 games in 40 of the last 53 years. UofL has won at least 19 games in 46 of the last 53 years. However, the NCAA's vacation of 123 victories in four of those years (2011-15) negates the official results.

■ Louisville is consistently the highest-rated television market for college basketball. Louisville has been the top market for more than 20 years since organizations began tracking the data. Louisville's 4.2 rating during the 2018-19 season was well above the next closest market (Knoxville with a 2.9 rating). Louisville was also again the top-rated national market for the 2023 NCAA Tournament.

■ Aside from basketball lettermen, some notable UofL alumni include: the late Johnny Unitas (football), Mitch McConnell (U.S. Senator, Kentucky), Chris Dodd (former U.S. Senator for 30 yrs., Conn.), Bob Edwards (former National Public Radio host, now weekends on Sirius/XM), Tom Jackson (former ESPN commentator) and 12 players active on the NFL rosters entering the 2022 season, including Baltimore Ravens quarterback Lamar Jackson, the 2017 Heisman Trophy winner and 2019 NFL Most Valuable Player, Green Bay Packers defensive back Jaire Alexander and New England Patriots receiver DeVante Parker.

Cardinal Facts and Figures

■ Louisville has attracted approximately 4.1 million fans in its first 13 years in the spectacular KFC Yum! Center, including a total attendance of 298,846 in 18 games in 2019-20.

■ UofL has a 246-73 record (.771) against non-conference opponents over the last 22 seasons (includes post-season), including a 178-22 record in home regular season non-conference games. The Cardinals are 98-13 at home in regular season non-conference games over the last 13 seasons.

■ Louisville has received an NCAA Public Recognition Award in seven of the last eight years awarded for ranking among the top 10 percent in men's basketball in the Academic Progress Rate (APR), which measures academic eligibility, retention and graduation for student-athletes. Louisville and Stanford are the only two schools from Power Five conferences that have earned the APR recognition at least seven of the last eight times. Jordan Nwora was named to the 2020 CoSIDA Academic All-America second team.

The Cardinals have attained a collective 3.0 GPA in 26 of the last 30 semesters, including a 3.121 cumulative team mark for the Spring 2023 semester. Prior to joining the ACC, UofL's men's basketball team earned four conference Team Academic Excellence Awards (one American, three Big East), which recognized the highest collective grade-point averages in each of the conference sponsored sports. Thirty-six of the Cardinals' 41 four-year seniors over the last 18 years have earned their degrees, including 26 of the last 27 from the last 14 years.

■ UofL is in its 10th season in the Atlantic Coast Conference in 2023-24. Louisville was a member of the American Athletic Conference during the 2013-14 season and for the eight previous years, competed in the Big East Conference. Louisville accepted an invitation to join the ACC on Nov. 28, 2012 and moved to its current home in the 15-member ACC on July 1, 2014.

Cards in the NCAA Tournament

■ Louisville has 39 NCAA Tournament appearances, its last in 2019. The Cards have reached the Sweet 16 on 17 occasions and have advanced to the Elite Eight 11 times. Louisville is tied for eighth in NCAA Tournament appearances (39), ranked 11th in tournament victories (61) and tied for ninth in tournament games (102). UofL has a 61-41 overall NCAA Tournament record, reaching the Final Four eight times *(Louisville had 43 NCAA Tournament and 21 Sweet 16 appearances before four of each in 2012, 2013, 2014 and 2015 -- plus three Elite Eights -- were vacated by the NCAA Committee on Infractions).*

■ Louisville is tied for ninth with 17 Sweet 16 appearances since the NCAA began Sweet 16 records in 1975 (years: 1975, 1978, 1979, 1980, 1982, 1983, 1984, 1986, 1988, 1989, 1993, 1994, 1996, 1997, 2005, 2008, 2009; Sweet 16 appearances in 2012, 2013, 2014, and 2015 were vacated).

■ Louisville is tied for 11th with 11 Elite Eight appearances since the NCAA began Elite Eight records in 1951 (years: 1959, 1972, 1975, 1980, 1982, 1983, 1986, 1997, 2005, 2008, 2009; Elite Eight appearances in 2012, 2013, and 2015 were vacated).

■ UofL's Kenny Payne is in just his second year as a head coach, but he's no stranger to the NCAA Tournament. In addition to winning a national championship as a player at Louisville in 1986, Payne made 10 trips to the NCAA Tournament as an assistant at Kentucky and Oregon, including the 2012 national title with the Wildcats.

■ The NCAA Champion has come from Louisville's conference in six of the last 12 years, more than any other team in that period (2011-23), including the 2019 champion in ACC member Virginia. A team was not crowned in 2020 due to the pandemic.

■ Louisville has a 53-12 record in NCAA Tournament play when the Cardinals are the higher seed. The Cardinals are 10-17 when playing as a lower seed and 0-1 when facing a team of the same seed (in Final Four). The NCAA began seeding teams in 1979.

■ Louisville has an all-time record of 1,776-987 in 109 seasons of intercollegiate basketball. The Cardinals rank among the top-15 all-time in winning percentage (does not include 123-3 record vacated by NCAA). The Cardinals played their first official men's basketball game on Jan. 28, 1912 when they lost 35-3 to Louisville YMCA, but did not field team sin 1916-17, 1922-23 or 1942-43. The Cardinals have produced winning seasons in 73 of the last 78 years, including winning 20 or more games in 18 of the last 21 seasons and 30 or more in three of the last 12 years in on court results.

■ Louisville has ranked among the top seven nationally in average home attendance in 40 of the last 42 years. UofL has played 13 seasons in its spectacular home, the 22,090 seat KFC Yum! Center in downtown Louisville. The Cardinals have a 183-49 record in 13 seasons in the KFC Yum! Center (.789). Louisville attracted approximately 3.9 million fans in its first 12 years in the Yum! Center, including a total attendance of 298,846 in 18 games in 2019-20 (last year pre-COVID).



Current staff member Milt Wagner was the second-leading scorer on Louisville's 1986 national championship team.

All-Time NCAA Final Four Appearances

North Carolina	21	Ohio State	10
UCLA	18	Michigan State	10
Kentucky	17	**Louisville**	* **8**
Duke	17	Indiana	8
Kansas	16		

UofL in the NCAA Tournament *

NCAA Tournament Appearances	39
All-Time NCAA Tournament Record	61-41
Sweet 16 Appearances	17
Final Four Appearances	8
NCAA Championships	2
Payne's NCAA Tourn. Appearances (as asst.)	10
Payne's Elite Eight Appearances (as asst.)	7

** does not include a 15-3 record, four NCAA Tournament, four Sweet 16, and three Elite Eight appearances in 2012-15 -- plus the 2012 and 2013 Final Fours and 2013 NCAA Title -- that were vacated by the NCAA Committee on Infractions.*

■ **17 Sweet 16s for Cards** — Louisville is tied for ninth with 17 Sweet 16 appearances since the NCAA began Sweet 16 records in 1975. The Cardinals reached four additional Sweet 16s that were later vacated. (UofL years in Sweet 16: 1975, 1978, 1979, 1980, 1982, 1983, 1984, 1986, 1988, 1989, 1993, 1994, 1996, 1997, 2005, 2008, 2009; Sweet 16 appearances in 2012, 2013, 2014, and 2015 were vacated). The Cardinals have won seven of their last eight regional semifinal games.

■ **Cardinals Have Reached 11 Elite Eights** -- Louisville has reached the NCAA Elite Eight on 11 occasions, tied for 11th nationally. The Cardinals reached three additional Elite Eights that were later vacated. The NCAA recognizes Elite Eight records since 1951, the first year that all teams in the tournament would be required to win at least one game to advance to the Elite Eight. (UofL years in Elite Eight: 1959, 1972, 1975, 1980, 1982, 1983, 1986, 1997, 2005, 2008, 2009; Elite Eight appearances in 2012, 2013, and 2015 were vacated). The Cardinals have a 10-4 record in regional championship games. Louisville has entered the NCAA Tournament as a No. 1 seed on three occasions.

Planet Fitness Kueber Center



The Planet Fitness Kueber Center, which opened in August of 2007 on the University of Louisville campus, houses training facilities and offices for the Cardinals' men's basketball, women's basketball and women's lacrosse teams. The facility includes (clockwise from top) the basketball practice court, a theatre, an extensive weight room, the training room, a well-lit front exterior of the building, and the main lobby entrance.











Planet Fitness Kueber Center



The Planet Fitness Kueber Center also features (clockwise from below) a men's basketball conference room, a cardio workout room which overlooks the weight room and court, the player lounge and the circular locker room with a hardwood court section in the center. The diagram at the bottom provides an overview of the player's facilities within the building.







An overview of a portion of the ground floor in the Planet Fitness Kueber Center includes (clockwise) the tip of the weight room, coaches locker room and meeting space, the basketball court which can accomodate two side-by-side full courts and has limited seating on the side, a training room, equipment room, the player lounge, circular locker room, showers and rest room area, and a theatre for reviewing video footage and team meetings.

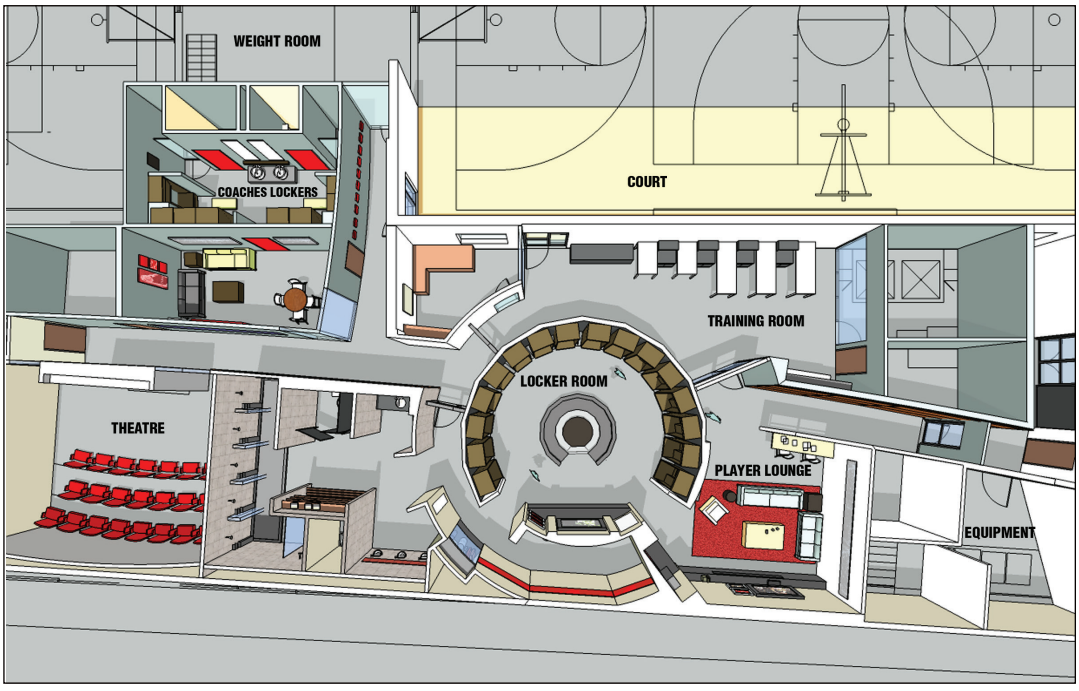

KFC Yum! Center

University of Louisville basketball fans have been treated to arguably the finest home court in the nation since 2010-11 season when Cardinal teams moved into the sparkling KFC Yum! Center, located on the banks of the Ohio River in downtown Louisville.

The 22,000-seat multi-purpose arena is truly a state-of-the-art facility, which will rival any, including those in which a professional franchise is the primary tenant. Built at a cost of $238 million, the arena features the latest in technological advancements - including WiFi within the arena bowl for patrons - and provides a superb experience for fans to enjoy.

In their first 13 seasons in their terrific home, the Cardinals have posted a 183-49 record.

The Cardinals played basketball from 1956 through 2010 in Freedom Hall, where they amassed a 682-141 record in 54 seasons and ranked among the top five nationally in attendance for the last 29 straight seasons there. Freedom Hall - which currently remains in operation - had been the site of six NCAA Final Fours, four additional NCAA men's basketball tournament events and 10 conference tournaments in which UofL participated.

Owned by the Louisville Arena Authority and managed by Anshutz Entertainment Group (AEG), the KFC Yum! Center is bordered by Main Street on the south, Third Street on the west, River Road on the north and Second Street to the east.

UofL's men's and women's teams have permanent locker rooms, including expansive space for its coaching staffs, equipment, training room and a lounge area for each team. There are five additional team locker rooms, two officials locker rooms, five star dressing rooms, a full-function media work room and a full-sized basketball practice court on the event level.

An interior truck staging area can accommodate three television production trucks and a nearby area includes four loading docks.

The seven levels of the arena (including the upper catwalk) include a collective 721,762 square feet, or roughly the area of 13 football fields. The 22,000 seats - split about evenly between the upper and lower arena - include 71 luxury suites, 62 four- or six-seat premium boxes, over 2,000 side-court club seats and four party suites with a seating capacity of 32 each.

Centerplate is the concessionaire for the facility, which has 27 permanent stands, 32 portable locations, two fixed novelty stands and 234 total points of sale.

After passing through the one and a half acre landscaped entry plaza that features a basketball-themed fountain, entering fans can visit the 2,500-square foot UofL adidas store; the 3,000-square foot UofL Hall of Honor, which features former Cardinal greats; or head to their seats using one of the eight escalators or seven elevators within the building.

Lounge space is abundant within the arena. Four spacious donor rooms are available for Cardinal fans, including three that overlook the Ohio River. The 7,000-square foot main concourse restaurant overlooks the river and a main concourse sports bar has views directly into the arena bowl. Two 4,000-square foot club lounges on the event level, as well as the terrace club and premium box lounges, provide amenities for their respective patrons.

The arena quickly established itself on the entertainment scene, hosting many of the largest musical acts in the country while ranking among the top arenas in the nation by Rolling Stone and Pollstar magazines.

The arena has served as the site of the NCAA Women's Volleyball Championship in December 2012, several NCAA Women's Basketball Tournament first and second round games, NCAA Men's Basketball Tournament first and second round games in 2012 and 2015, and the NCAA Men's Basketball Tournament South Regional in 2016, 2019 and 2023.



KFC Yum! Center







KFC Yum! Center Facts

Location: Downtown Louisville, Kentucky bordered by Main Street on the south, Third Street on the west, River Road on the north, and Second Street to the east. Project Cost: $249 million.

Opening Date: October 10, 2010
Seating: 22,090 for basketball;
seating ranges from 16,000 to 23,000 for other events such as ice shows, arena football, concerts, volleyball or wrestling.
22,000 for NCAA swimming

Club Seating: 2,054 in the lower level, 800 in the Club level.

Suites: 71 suites on two levels with four party suites, and an additional 62 loge boxes

Locker Rooms: separate home locker rooms for the UofL men's and women's teams, a primary visiting team locker room, four auxilary locker rooms, two officials locker rooms and five star dressing rooms.

Additional Features:

- Two 4,000 square foot club lounges on event floor level
- Loge lounge on mezzanine level
- Club lounge on mezzanine level
- 2,500 square foot team store
- 7,000 square foot main concourse
- Restaurant overlooking the Ohio River
- Main concourse sports bar with view to the Arena bowl
- 32,000 square feet of meeting rooms (four total; three with river view)
- Practice facility with full-size basketball court on event level. It will be used as necessary for large event media work space
- Media lounge, media work room and media interview room on event level
- Seven elevators, including a freight elevator
- Eight escalators
- Four loading docks and interior truck staging area to accommodate three television production trucks
- 1 ½ acre landscaped entry plaza

Inside the KFC Yum! Center





Inside the KFC Yum! Center





Largest KFC Yum! Center Crowds

Crowd	Opponent	Result	Date
1. 22,815	Notre Dame	W 73-57	3/9/13
2. 22,814	Syracuse	L 68-70	1/19/13
3. 22,812	Kentucky	L 50-58	12/27/14
4. 22,810	Kentucky	W 80-77	12/29/12
5. 22,803	Kentucky	L 63-78	12/31/10















UofL Hall of Honor

Situated in the middle of the massive lobby of the KFC Yum! Center, the University of Louisville Hall of Honor is a legacy to the rich history of the Cardinals' basketball program.

Designed by Workshop Design in Kansas City, the UofL Hall of Honor highlights the finest team and individual performances from the Cardinals' past with displays and interactive features.

Among the items on display are multiple trophies from national championships, Final Fours and league titles; artifacts ranging from the early 1900s to the game ball from the last game in Freedom Hall; and a host of interesting memorabilia in a timeline from nearly 100 years of Cardinal Basketball.

A multimedia 14-foot wide projection screen and six additional digital monitors within the area capture a multimedia experience of Cardinal Basketball history. Visitors can use two touch-screen kiosks to watch highlights from many memorable games in UofL history.

Inductees to the UofL Athletics Hall of Fame are displayed and visitors can view photos and additional information on each member on a pair of interactive kiosks. A scrolling LED board continually displays all of the 1,000 point scorers in the program's history.

Fans can also have their photo taken next to life-size Cardinals from the past.















Denny Crum Hall

Denny Crum Hall made possible by L&N Federal Credit Union, a new residence hall on campus, officially opened for the Fall 2022 semester.

The residence hall houses student-athletes from men's basketball, women's basketball and women's lacrosse, as well as other UofL students. Named for the Cardinals' late Hall of Fame men's basketball coach, the facility is located directly across Floyd Street from the Planet Fitness Kueber Center, the training home of the three sports housed in the new residence hall.

The five-story, 67-unit facility includes 128 beds, of which UofL Athletics will guarantee occupancy for 63 to remain within the NCAA requirement of no more than 50% of the beds being occupied by student-athletes. UofL Athletics will also guarantee an additional 10 beds to be used by team managers and graduate assistants.

The residence hall will also serve as a Living Learning Community (LLC) to bolster its sports administration program and others that involve athletic excellence from a business and operations standpoint. With the LLC including many athletes in action, it offers unparalleled opportunities for athletes and students to work together to innovate in the field of sports.

Each apartment features a full kitchen with cabinets, island, solid surface counters, refrigerator, kitchen sink, cooking range, dishwasher, and microwave. Additional features include a single stack-style washer and dryer in each apartment, furnished common living space, and access to a private bedroom, restroom and closet for every occupant.

Shared amenities on the first floor include:

- A common kitchen and dining area adjacent to the lobby
- A common area in the lobby with a 164-inch video wall capable of showing up to four screens
- Another media lounge with a 198-inch video wall capable of showing two screens
- A study lounge with a private tutoring area
- A gaming wing with billiards, Pop-A-Shot, arcade games and other games

Each floor of the residence hall includes multi-purpose rooms, including a Muhammad Ali-themed space on the second floor, as well as an outdoor patio deck on the fifth level. There's also an outdoor deck attached to the Ali room that wraps around with a great view of the Kueber Center and Cardinal Stadium.











UofL Athletics Facilities


Thorntons Academic Center of Excellence



Marshall Center


Trager Stadium

Cardinal Park

Ulmer Stadium


Jim Patterson Stadium


KFC Yum! Center


L&N Federal Credit Union Stadium


Swain Student Activities Center



G. Garvin Brown III Rowing Center


Bass-Rudd Tennis Center

UofL Athletics Facilities

The University of Louisville features impressive facilities that have enriched the campus and entire Louisville community. Every Cardinal sports team has a new facility since 1994, with most being built within the last 23 years.

The state-of-the-art, 22,090-seat KFC Yum! Center has been the home of Cardinal Basketball since opening in 2010 (more info on preceding pages).

The Cardinals kicked off their 1998 football season in L&N Federal Credit Union Stadium, a 60,800-seat on-campus facility that was expanded in 2010. Another expansion that enclosed the end zone was completed in 2018.

L&N Federal Credit Union Arena was expanded in 2017 as the home for UofL volleyball, and is the home of many athletic offices in the Swain Student Activities Center on the northeast corner of campus.

Built in 1994, the Bass-Rudd Tennis Center was honored as the 1995 USTA College Facility of the Year. It was the first component of Cardinal Park, an area which features multiple playing facilities for the Cardinals: Ulmer Stadium (softball), Cardinal Track Stadium and Trager Stadium (field hockey).

The University of Louisville Golf Club, located just east of Louisville in Simpsonville, Ky., is the home to the UofL men's and women's golf teams.

Patterson Stadium, the home of the Cards' baseball team, opened in 2005, as did the Ralph Wright Natatorium and Trager Center fieldhouse. Planet Fitness Kueber Center provides a stellar basketball practice facility and offices as well as a practice home for women's basketball and women's lacrosse.

UofL opened in 2008 the Marshall Center, a multi-sport weight training facility, and the Field Hockey Complex, to house offices and locker rooms for field hockey. The G. Garvin Brown II Rowing Center riverside boat house for the Cardinals' rowing team opened in 2011.

A state-of-the-art soccer stadium, Dr. Mark & Cindy Lynn Stadium, opened in 2014. The sparkling Thorntons Academic Center of Excellence opened in 2016 at the south end of the football stadium structure.


University of Louisville Golf Club


Dr. Mark & Cindy Lynn Stadium



Trager Center Fieldhouse


L&N Federal Credit Union Arena



Ralph Wright Natatorium


Lacrosse Stadium



UofL Athletics Broadcast Center

UofL Athletics Broadcast Center

The Atlantic Coast Conference and ESPN partnered to launch the comprehensive linear and digital ACC Network on Aug. 22, 2019. To support production for the network, the University of Louisville built a television production facility on the northeast corner of its campus to house all the equipment and personnel that is necessary to originate live programming.

UofL's 2018 production of "Louisville Live," a preseason basketball event, won a national 2019 SVG College Sports Media Award as the best collegiate Outstanding Live Non-Game Production.

The 7,850 square foot production facility was completed in September 2018 and is connected by fiber to UofL athletic venues and to ESPN. Instead of mobile trucks covering sporting events, live programming will be originated from the new centralized production facility.

The $8 million project included construction, equipment and integration, and fiber connection to UofL venues. The broadcast center includes two full video control rooms for linear telecasts which will air on ESPN, ESPN2, ESPNU or the ACC Network. Those two control rooms and three additional scaled back control rooms allow for live telecasts of multiple events that may either overlap, or are concurrently played to air on multiple television platforms.

With fiber connections to each venue, the broadcast center also produces live, in-game content for UofL venue video walls such as those in L&N Stadium, Dr. Mark & Cindy Lynn Stadium, KFC Yum! Center, Jim Patterson Stadium and Ulmer Field. The UofL Athletics Broadcast Center is connected by fiber to ESPN.

The production facility includes a bureau studio, which allows coaches and players to do live interviews on any ESPN platform or broadcast channels. Also included in the center is a versatile studio with variable sets and a full green screen wall, personnel work space and editing rooms. The Cardinals also maintain a mobile television production unit for venues that are not connected by fiber to the broadcast center.

The center is used for the creation of not only ACC Network and ESPN content, but for other video projects in support of the athletics department as well. The broadcast center also provides educational opportunities for UofL students.









Cards on the Air

Radio

All University of Louisville basketball games will be broadcast live through the Louisville Basketball Network developed by Learfield Sports. UofL and Louisville First Radio Group announced a landmark agreement in February 2022 to carry all Cardinal programming as the designated flagship. All Louisville games will air on ESPN 93.9 FM "The Ville" and WGTK 970 AM.

UofL's football, men's and women's basketball and baseball games, as well as the seasonal football and basketball coaches' shows, will be broadcast by the same radio partner. All Louisville Cardinals games and coaches' shows will have priority clearance and will be simulcast on both 93.9 FM and 970 AM. If two Louisville programs are playing at the same time, the signals will be split to accommodate both broadcasts.

Paul Rogers is in his 29th season as the play-by-play voice of the Cardinals (since 1995-96) while Bob Valvano is in his 23rd year providing analysis (since 2001-02). A native of Louisville, Rogers covered UofL sports for WHAS radio and television from 1973-2020. In addition to serving as the morning sports anchor for WHAS radio until his retirement from that role in 2020, he has called Cardinal Football games since 1992 and thoroughbred racing from Churchill Downs -- including several local radio broadcasts of the Kentucky Derby and Breeders Cup -- and has broadcast NCAA Tournament basketball for CBS Radio. He was named the 1995, 1998, 2002, and 2013 Kentucky Sportscaster of the Year. He was inducted into the Kentucky Athletic Hall of Fame in 2014.

Valvano is in his 23rd year as a television and radio analyst for the Cardinals, as well as the ESPN Television family of networks and ESPN Radio. He also has a weekday radio show on the local ESPN radio affiliate in Louisville (WHBE/680 AM). He served as a collegiate basketball coach for 19 years, setting single season records for wins at three different schools (Kutztown University, Catholic University and St. Mary's College). He also served as head coach in the professional league in Sweden, where his team won two cup championships in international tournaments.

When Valvano's schedule brings him to other events, Jody Demling serves as an analyst with Rogers. A Louisville native, Demling was a sports writer for the Courier-Journal for 12 years before becoming publisher in 2012 for Cardinal Authority, a 247Sports.com site. Demling also is the host for Cardinal Insider, a weekday radio program on UofL Athletics that airs on 93.9 "The Ville," and previously hosted a morning radio show for two years. He also provides play-by-play and analysis for ACC Network Extra telecasts of UofL Athletics.

UofL head coach Kenny Payne is featured on a one hour call-in show on 93.9 FM, 970 AM and on network affiliates once a week during the season.



Paul Rogers and Bob Valvano

UofL fans beyond the station's wide-ranging signal can listen to live play-by-play broadcasts of UofL games through SIRIUS/XM satellite radio. The radio broadcasts of Cardinal games are also available over the internet with Sidearm online through UofL's web site at www.GoCards.com, or free through UofL's CardsMobile app for iPhone or Android. The broadcasts are also available live on The Varsity Network app.

Television

All 31 University of Louisville basketball games will be featured on television by some means this season. Over the last 40 years, all but 12 UofL basketball games have been televised on either a live or delayed basis.

Games on the ESPN family of networks this season include both games in the Empire Classic – starting at 3:30 p.m. ET on Nov. 19 against Texas on ESPN – as well as home games against Kentucky (ESPN), Duke (ESPN/2/U), Notre Dame (ESPN/2/U) and Virginia Tech (ESPN/2/U), and the road trip to Wake Forest (ESPN/2/U).

Thirteen games will air on the ACC Network throughout the season. Owned and operated by ESPN in partnership with the Atlantic Coast Conference, ACC Network (ACCN) is a 24/7 national network dedicated to ACC sports which launched on August 22, 2019. An abundance of television providers may be found at GetACCN.com.

Seven UofL games, including the opening exhibitions against Simmons College on Oct. 18 and Kentucky Wesleyan on Oct. 30, will originate on ACC Network Extra, a digital production available online to authenticated subscribers of the ACC Network through the ESPN app. Those games will typically feature Kent Taylor and Jody Demling on the call.

Four games this season will air on The CW as part of the ACC's new partnership with the network, beginning at home against Pitt on Jan. 6. The CW Network, LLC is one of America's major broadcast networks and reaches 100% of U.S. television households. Its affiliates include WBKI-TV in Louisville. The fully ad-supported CW App, with more than 96 million downloads to date, is available for free to consumers on all major platforms and is home to the latest episodes and seasons of The CW's primetime programming, live streaming of its sports content, and a library of entertaining film and television content for on-demand viewing. For more information about The CW, visit www.cwtv.com.


Paul Rogers


Bob Valvano


Jody Demling


Kent Taylor

Cardinals By the Numbers

1 Louisville has been the highest-rated television market for college basketball for the last 20-plus years, averaging a 4.2 rating during the 2018-19 season, well ahead of the No. 2 market (2.9, Knoxville). Louisville's 2013 final game against Michigan is the top-rated television event all-time in the Louisville market.

1 Number of Division I men's basketball head coaches in the country – with UofL head coach Kenny Payne being the only one – who were selected in the NBA Draft, as well as won a national championship as a player and a coach. Payne was selected 19th overall by the Philadelphia 76ers in 1989, which followed him winning the 1986 national championship as a player at Louisville. Later in his career, he won a national title in 2012 as an assistant at Kentucky.

3 Number of coaches on Louisville's staff who as players won a national championship and were NBA Draft picks. In addition to Payne, that list includes associate head coach Danny Manning – a national champion as a player at Kansas in 1988 and the No. 1 overall pick in the '88 draft – and assistant coach Nolan Smith, a national champion as a player at Duke in 2010 and the 21st overall pick in 2011.

5 UofL Coach Kenny Payne is just the fifth full-time men's basketball coach for Louisville in the last 52 years, following Denny Crum (1971-2001), Rick Pitino (2001-2017), David Padgett (2017-18) and Chris Mack (2018-22).

5 Numbers retired by UofL including No. 2 Russ Smith (2010-14), No. 8 Charlie Tyra (1953-57), No. 31 Wes Unseld (1965-68), No. 35 Darrell Griffith (1976-80) and No. 42 Pervis Ellison (1985-89). All were consensus All-Americans.

6 The national ranking for the Cardinals' 2023 recruiting class by 247Sports.com. That class included transfers Skyy Clark, Tre White, Danilo Jovanovich and Koron Davis, as well as freshmen Kaleb Glenn, Curtis Williams, Dennis Evans and Ty-Laur Johnson.

7 NCAA Public Recognition Awards over the last eight years awarded to UofL for ranking among the nation's top 10 percent in the Academic Progress Rate. Louisville and Stanford are the only two schools from Power Five conferences that have earned the APR recognition at least seven of the last eight times.

7 The eventual national champion has played in Louisville's home arena, the KFC Yum! Center, in seven of the arena's 13 seasons in existence. Louisville faced eventual champions Connecticut (2011, 2014), Duke (2015) and Virginia (2019) in home games, Kentucky (2012) won a pair of games in the 2012 NCAA second and third rounds in the KFC Yum! Center, 2016 Champion Villanova won the NCAA South Regional in Louisville, and UofL won the 2013 itself (later vacated).

15 Number of NIT appearances all-time for UofL, including winning the 1956 title when that national championship was considered above the NCAA title.

17 Times Louisville has ranked among the top 50 nationally in field goal percentage defense over the last 21 years, including 13th in 2019-20 (.389).

21 Number of Louisville players who have earned All-America status, the latest being consensus All-America third team pick Jordan Nwora in 2020. Six individuals have been consensus first team selections (Charlie Tyra, Wes Unseld, Darrell Griffith, Pervis Ellison, Clifford Rozier and Russ Smith).

28 Number of times Louisville has either won or finished second in its conference championship over the last 44 years.

39 Players who were selected in the NBA Draft during Kenny Payne's 15 years as a college assistant at Kentucky and Oregon. That includes 23 lottery picks and two overall No. 1 draft picks.

40 Seasons over the last 42 years that Louisville has ranked among the top seven nationally in average home attendance (since 1982). The Cardinals averaged a school record 21,832 fans in 2010-11, UofL's first season in the KFC Yum! Center.

48 League-high total individuals that the Cardinals have placed on the All-ACC Academic Team over the last eight years, including five selections in 2022-23. The Cardinals have posted a collective 3.0 or better grade point average as a team in 26 of the last 30 semesters.



Pervis Ellison was the No. 1 overall pick in the 1989 NBA Draft, one of six former Cardinals taken in the top three.

49 Times in the last 58 years that the Cardinals have participated in post-season competition.

69 Number of UofL players to score 1,000 or more career points, a figure that ranks second in the nation to North Carolina (81). Jordan Nwora was the latest to reach the milestone in the 2019-20 season, finishing his three years with 1,294 points.

77 UofL players drafted by the NBA (25 first-round picks), including eight in the last nine years. All-America Pervis Ellison was the No. 1 overall pick in the 1989 NBA Draft and five other former Cardinals were taken in the top three. David Johnson became Louisville's latest when he was selected by the Toronto Raptors in 2021. Former UofL and current Cleveland Cavaliers guard Donovan Mitchell was the 2018 NBA Dunk Contest winner, was runner-up for the NBA Rookie of the Year and is a four-time NBA All-Star. Montrezl Harrell was the 2020 NBA Sixth Man of the Year. A total of 18 former Cardinals have played in the NBA over the last 10 years.

110 This season is Louisville's 110th in intercollegiate basketball. The Cardinals played their first official men's basketball game on Jan. 28, 1912 when it lost 35-3 to Louisville YMCA, but UofL did not field teams in 1916-17, 1922-23 or 1942-43. Louisville has produced winning seasons in 72 of the last 77 seasons.

183 Victories for Louisville in the KFC Yum! Center, where the Cardinals enter 2023-24 with a 183-49 record in their first 13 seasons in the spectacular facility. UofL enters the season with a 102-13 record against non-conference opponents in the KFC Yum! Center.

656 Times the Cardinals have been ranked in the weekly Associated Press poll, ranking UofL sixth most all-time. Louisville has finished among the nation's Top 25 teams in eight of the last 13 years.

1776 Number of all-time victories for Louisville with a .643 winning percentage entering the 2023-24 season. The figure does not include 123 wins vacated by the NCAA.

4M Attendance milestone the Cardinals passed for games in the KFC Yum! Center in 2023. A total of 4,179,715 fans have flocked to the arena to watch UofL play in the first 13 seasons entering 2023-24.



2023-24 LOUISVILLE BASKETBALL

Louisville Coaching Staff

Head Coach Kenny Payne



Kenny Payne, a veteran college and NBA coach with 18 years of coaching experience and a former Cardinal basketball great, was named the new head men's basketball coach at the University of Louisville on March 18, 2022.

Prior to returning to UofL, Payne most recently served as an assistant coach with the NBA's New York Knicks after 15 years as a college assistant or associate head coach with both the University of Oregon and the University of Kentucky.

Payne's contract with the Cardinals will be for six years, extending through the 2027-28 season. He is just the sixth head coach to guide the Cardinals in the last 48 years, following Denny Crum (1971-2001), Rick Pitino (2001-17), David Padgett (2017-18, interim), Chris Mack (2018-22) and Mike Pegues (2021-22, interim). Payne is the 23rd head coach in Louisville's 108-year history, the ninth in the past 77 years, and just the fourth since 1971, excluding interim coaches.

Payne has been a part of successful coaching staffs. The Knicks posted a 41-31 record in 2020-21, finishing fourth in NBA Eastern Conference and were 35-45 through April 6. While at Oregon and Kentucky, teams in which he coached reached four Final Fours, participated in 10 NCAA Tournaments (two at Oregon) and won six conference tournaments (one at Oregon), compiling a collective 395-165 record (.705). The 2006-07 Oregon team advanced to the NCAA Elite Eight for only the fifth time in school history at that time. Kentucky reached the Final Four in 2011, 2012, 2014 and 2015 with Payne, winning the 2012 NCAA Championship.

Coming into the 2022-23 season, Payne was the only Division I men's basketball coach in the country who was an NBA Draft pick and also won national championships as a player and a coach (including as an assistant).

Payne was honored in the A STEP UP Assistant Coaches Hall of Fame Class of 2020 for his track record of success, outstanding and significant contributions to the game, as well as his high character, integrity and respect among colleagues.

Payne, who served as associate head coach at Kentucky from 2014-20, played a key role in assembling 11 impressive recruiting classes while at Kentucky, all of which were among the nation's top three and five that were recognized as the No. 1 class, plus he helped gather a top 20 class at Oregon.

Payne's 2023 recruiting class at



Head Coach Kenny Payne

Personal

Born: Nov. 25, 1966
Hometown: Laurel, Miss.
Alma Mater: Louisville
(finished career in 1989, graduated in 2003)
Wife: Michelle
Children: Alexis and Alexander

Louisville was ranked in the top six nationally by both Rivals and 247Sports.

He has been nationally recognized for player development. In Payne's 10 years at Kentucky, the Wildcats had a player selected in the NBA Draft lottery and had multiple players picked in the first round in every year, including two overall No. 1 selections. In addition, three Oregon players were selected in the first and second rounds of the NBA Draft in Payne's time there.

As a student-athlete at UofL, Payne scored 1,083 points in his four years (1985-86), connecting on 40.1 percent of his career three-point goals (85-of-212, fourth-highest in UofL history). He was a member of Louisville' 1986 NCAA Championship team as a freshman and during his collegiate career, Louisville participated in three NCAA Sweet 16s and won three Metro Conference championships and three Metro tournament titles while posting a combined 98-41 record.





As a senior playing under Hall of Fame Coach Denny Crum, Payne averaged 14.5 points and 5.7 rebounds and was named to the All-Metro Conference second team as Louisville posted a 24-9 record and reached the NCAA Sweet 16.

He was selected in the first round of the 1989 NBA Draft with the 19th overall pick by the Philadelphia 76ers, where he played four seasons (1989-93). He continued to play professional basketball abroad and in the Continental Basketball Association until 2000, with stops at the CBA Tri-Cities (Washington) and with teams in Italy, Japan, Brazil, the Philippines, Cypress, China, Argentina and Australia.

Payne earned a Bachelor of Science degree in sport administration from Louisville in 2003.

He and his wife, Michelle, have two children: Alexis and Alexander (Zan), who is a graduated senior on the UofL basketball team.

Kenny Payne Coaching Career

Season	Team	Title	Overall	Conference	Postseason
2004-05	Oregon	Assistant	14-13	6-12	
2005-06	Oregon	Assistant	15-18	7-11	
2006-07	Oregon	Assistant	29-8	11-7	NCAA Elite Eight
2007-08	Oregon	Assistant	18-14	9-9	NCAA First Round
2008-09	Oregon	Assistant	8-23	2-16	
2009-10	Oregon	Assistant	16-16	7-11	
2010-11	Kentucky	Assistant	29-9	10-6	NCAA Final Four
2011-12	Kentucky	Assistant	38-2	16-0	NCAA Champion
2012-13	Kentucky	Assistant	21-12	12-6	NIT First Round
2013-14	Kentucky	Assistant	29-11	12-6	NCAA Runner-Up
2014-15	Kentucky	Associate HC	38-1	18-0	NCAA Final Four
2015-16	Kentucky	Associate HC	27-9	13-5	NCAA Second Round
2016-17	Kentucky	Associate HC	32-5	16-2	NCAA Elite Eight
2017-18	Kentucky	Associate HC	26-11	10-8	NCAA Sweet Sixteen
2018-19	Kentucky	Associate HC	30-7	15-3	NCAA Elite Eight
2019-20	Kentucky	Associate HC	25-6	15-3	Postseason canceled
2020-21	New York Knicks	Assistant	41-31	4th in Eastern	Playoffs First Round
2021-22	New York Knicks	Assistant	37-45	11th in Eastern	
2022-23	Louisville	Head Coach	4-28	15th in ACC	

Head Coach Total: 4-28
NCAA Total (w/ assistant): 399-193 10 NCAA Bids
NBA Totals: 78-76 1 Playoff Appearance

Head Coaches Who Won a National Championship as a Player

Coach	National Title as Player
Steve Alford, Nevada	Indiana (1987)
Kenny Blakeney, Howard	Duke (1991 redshirt-freshman, '92)
Bobby Hurley, Arizona State	Duke (1991, '92)
Wes Miller, Cincinnati	North Carolina (2005)
Kenny Payne, Louisville	**Louisville (1986)**
Mark Pope, BYU	Kentucky (1996)
Jon Scheyer, Duke	Duke (2010)



Head Coaches Who Won a National Championship as a Player and Coach

Coach	National Title as Player	National Title as Coach
Kenny Payne, Louisville	**Louisville (1986)**	**Kentucky (2012, assistant)**
Jon Scheyer, Duke	Duke (2010)	Duke (2015, assistant)

Head Coach Kenny Payne

Payne is the only Division I men's basketball head coach in the country who was an NBA Draft pick, as well as a national champion as a player and coach

39 | Draft Picks Under **Kenny Payne**

23 | Lottery Picks

2 | No. 1 Overall Selections



Head Coaches Who Were NBA Draft Picks

Coach	Year	Round/Pick	Team
Steve Alford, Nevada	1987	Round 2, 26th Pick	Dallas Mavericks
Tommy Amaker, Harvard	1987	Round 3, 9th Pick	Seattle Super Sonics
Tony Bennett, Virginia	1992	Round 2, 8th Pick	Charlotte Hornets
Alvin Brooks, Lamar	1981	Round 10, 17th Pick	San Antonio Spurs
Speedy Claxton, Hofstra	2000	Round 1, 20th Pick	Philadelphia 76ers
Hubert Davis, North Carolina	1992	Round 1, 20th Pick	New York Knicks
Johnny Dawkins, UCF	1986	Round 1, 10th Pick	San Antonio Spurs
Jamie Dixon, TCU	1987	Round 7, 150th Pick	Washington Bullets
Bryce Drew, Grand Canyon	1998	Round 1, 16th Pick	Houston Rockets
Kim English, Providence	2012	Round 2, 14th Pick	Detroit Piston
Penny Hardaway, Memphis	1993	Round 1, 3rd Pick	Golden St. Warriors
Steve Henson, UTSA	1990	Round 2, 44th Pick	Milwaukee Bucks
Fred Hoiberg, Nebraska	1995	Round 2, 52nd Pick	Indiana Pacers
Juwan Howard, Michigan	1994	Round 1, 5th Pick	Washington Bullets
Bobby Hurley, Arizona State	1993	Round 1, 7th Pick	Sacramento Kings
Jeff Jones, Old Dominion	1982	Round 4, 8th Pick	Indiana Pacers
Mike Jones, UNC Greensboro	1988	Round 3, 13th Pick	Milwaukee Bucks
Jim Larranaga, Miami	1971	Round 6, 11th Pick	Detroit Pistons
Jim Les, UC Davis	1986	Round 3, 23rd Pick	Atlanta Hawks
Mark Madsen, Cal	2000	Round 1, 29th Pick	Los Angeles Lakers
Kenny Payne, Louisville	**1989**	**Round 1, 19th Pick**	**Philadelphia 76ers**
Mark Pope, BYU	1996	Round 2, 23rd Pick	Indiana Pacers
Lorenzo Romar, Pepperdine	1980	Round 7, 141st Pick	Golden St. Warriors
Jerry Stackhouse, Vanderbilt	1995	Round 1, 3rd Pick	Philadelphia 76ers
Rod Strickland, LIU	1988	Round 1, 19th Pick	New York Knicks
Reggie Theus, Bethune-Cookman	1978	Round 1, 9th Pick	Chicago Bulls
Darrell Walker, Little Rock	1983	Round 1, 12th Pick	New York Knicks
Mike Woodson, Indiana	1980	Round 1, 12th Pick	New York Knicks
Mo Williams, Jackson State	2003	Round 2, 47th Pick	Utah Jazz



Head Coach Kenny Payne

What They're Saying About

KENNY PAYNE

Donovan Mitchell, *Cleveland Cavaliers Guard*

"I'm behind Kenny Payne 110 percent. He's doing the right thing to try and get guys to come in, and it's not easy after what we've been going through the past three or four years. He'll right the ship, and things will turn around. I think the biggest thing is just being patient. Rome wasn't built in a day."

Devin Booker, *Phoenix Suns Guard*

"Kenny was one of those guys that instilled that confidence in me, too. He'd work you the hardest in pursuit of that, so I told him my dreams, I told him what I wanted to do. And he moved accordingly from there. He'll play it down, but he's a big part of the reason why I am where I am now."

Julius Randle, *New York Knicks Forward*

"It's bigger than basketball when it comes to KP, and that's why he's so special. And that's why he has so many great relationships around the league with so many players because he's gonna push you on the court, but everything he does is out of love. Everything he does is because he cares about you as an individual. He cares about your family. He cares about my wife. He cares about my sons. For him to be able to come back to his alma mater is honestly like an incredible storybook ending or however you wanna say it. It's crazy, man. Like, that's crazy, honestly."

Tom Thibodeau, *New York Knicks Coach*

"He's come into the league; he's played in the league. And obviously having been in college, he studies the game, great with players. He's fit in seamlessly (with the Knicks). He'd be ideal for Louisville. He's strong on both sides of the ball, he's strong with individual development. And he's been around. He brings a lot of experience to any situation he goes to."

Leon Rose, *New York Knicks President*

"We are beyond thrilled for Kenny Payne that he will have the opportunity to coach his alma mater, Louisville. We wish him nothing but the best and thank him for his contributions over the past two seasons."

LaPhonso Ellis, *ESPN Analyst*

"He's a super connector. I got a chance to know him during the time where I was at Kentucky calling a game, and just watching how he is with people, and the kind of respect kids give to him. I think he's connected to all the right sources."



Payne and NBA star Donovan Mitchell talk after work out at the Planet Fitness Kueber Center last summer.

Dick Vitale, *ESPN Analyst*

"Louisville made the right choice as Kenny Payne is the guy that can bring back the glory days. He will create back the Cardinals spirit of the past as the fan base is excited he came back home."

Immanuel Quickley, *New York Knicks Guard*

"He is somebody who is calm on the bench, but holds everybody accountable. It doesn't matter who you are. But you can always go talk to him totally away from basketball. I call him 'Pops' because he is like another father to me."

Ernie Kent, *Washington State and Oregon Former Head Coach*

"Having been the first coach to give Kenny Payne his first coaching job, I saw and witnessed first hand his growth as a coach and recruiter. Kenny is by far the best recruiter in college basketball—not because he has the best facilities (we didn't have that at Oregon to start), but because of the ability he has to relate to young people like no other coach can. In this day and age, the key to dealing with young people is to gain their trust, and Kenny has an ability to establish relationships and trust in such a genuine way that an individual knows and feels that it's real. He has a gift unlike any coach I've been around to open up his heart and young people follow him and trust him and believe him. Another quality that makes Kenny an ideal Head Coach is that he has played at the highest levels—he's experienced the NBA and International basketball and is able to teach his players what it takes to compete at those levels. Kenny is the epitome of a student-athlete and knows the value of an education—his story is powerful and young people embrace him because of it. Coaching is not just about X's and O's, it's about taking care of kids and being a role model in their lives, and that's who Kenny Payne is and that's what he does."

Mike DeCourcy, *The Sporting News*

"Payne is a Louisville alumnus working as an assistant coach with the NBA's New York Knicks. He has an extensive background as a Division I assistant and was acknowledged as a wildly successful recruiter and elite position coach who helped broaden the talents of such Kentucky big men as Anthony Davis, Willie Cauley-Stein and Karl-Anthony Towns. He checks pretty much every box of the ideal major-conference candidate, save for experience as a mid-major head coach."

Associate Head Coach Danny Manning



Danny Manning, who has served as a collegiate head or assistant coach for 16 years and is one of the premier players in college basketball history, joined the University of Louisville men's basketball staff as associate head coach under the Cardinals' head coach Kenny Payne on April 15, 2022.

Manning has nearly nine years of head coaching experience, having coached for two seasons at Tulsa (2012-14), six at Wake Forest (2014-20), and an extended period as interim head coach at Maryland (2021-22). He was also an assistant coach at Kansas for six years (2006-12), where he helped the Jayhawks attain the 2008 NCAA Championship. He has guided two different schools to the NCAA Tournament and won a conference regular season and tournament title. He worked as an analyst for ESPN during the 2020-21 season.

Manning's impressive basketball résumé includes being a member of the Collegiate Basketball Hall of Fame, a two-time first-team All-American, the No. 1 overall selection in the 1988 NBA Draft, a two-time NBA All-Star, 1998 NBA Sixth Man of the Year, an NCAA Champion as a player and as an assistant coach, a three-time Division I head coach and an Olympian.

Three coaches currently on the UofL staff have won an NCAA Championship as a player, and two have also won national titles as a member of the coaching staff at their respective institutions: Payne as a player at Louisville in 1986 and as an assistant coach at Kentucky in 2012; Manning as a player at Kansas in 1988 and as an assistant coach when the Jayhawks won the title in 2008; and UofL assistant coach Nolan Smith as a player at Duke when the Blue Devils won the 2010 championship.

Manning most recently had become an assistant coach at Maryland in April 2021 before serving as interim head coach after then-head coach Mark Turgeon stepped down on Dec. 3. Maryland posted a 15-17 record with seven quad 1 and 2 wins, including four top 25 wins after playing 18 games against teams in the 2022 NCAA Tournament. The Terrapins were 13-1 when leading with five minutes to play, with the lone loss coming at No. 3 Purdue.

After taking over a struggling Wake Forest program, Manning guided the Demon Deacons to a 19-14 record in his third season in 2016-17 and reached the NCAA First Four, their first postseason appearance in seven seasons. The Deacs were led by All-American John Collins, who was selected by the Atlanta Hawks with the No. 19 overall selection of the NBA Draft. Following the season, Manning received the Skip Prosser Man of the Year Award, presented annually to the nation's top coach who had success on the court and showed moral integrity off of it. Fourteen players at Wake Forest went on to play professionally under Manning. Sixteen players made the dean's list, and 29 players made a 3.0 GPA during their career at WFU. The team GPA of 3.05 was the highest in the program's history.

Manning came to Wake Forest after spending two seasons as the head coach at the University of Tulsa. He was named the 2013-14 Conference USA Coach of the Year after leading the Golden Hurricane to the conference championship and the NCAA Tournament, Tulsa's first appearance in 11 years. Manning was a finalist for two national Coach of the Year awards in 2013-14, including the Jim Phelan Award, given to the nation's top coach, and the Ben Jobe Award, given to the nation's top minority coach. Manning posted a 38-29 (.567) overall record during his two seasons at Tulsa.

Before taking the reins at Tulsa, Manning spent nine seasons on the staff at Kansas, his alma mater. After retiring from professional basketball in 2003, he began his coaching career as a member of Bill Self's first staff at Kansas as Director of Student-Athlete Development/Team Manager.

Manning was elevated to assistant coach in March 2007 and helped the Jayhawks win the 2008 national title in his first season in his new position. He also helped Kansas advance to the 2012 national title game in his final season in Lawrence.

During his time on staff at Kansas, Manning was a part of one NCAA national title, two Final Fours, five NCAA Elite Eight appearances, eight Big 12 regular-season conference titles, five Big 12 tournament championships, and 269 career victories. During his five-year tenure as an assistant coach, Kansas went 164-24 (.872).

In addition to coaching at the collegiate level, Manning has been involved on the international level with USA Basketball. In 2017, he spent the summer as an assistant coach on John Calipari's



Danny Manning Up Close

Years at Louisville: Second. Joined staff in April 2022 after serving as assistant coach and interim head coach at Maryland in 2021-22.

Previous Coaching/Basketball Experience: Director of student-athlete development, University of Kansas in Lawrence, Kan. (2003-07); Assistant coach, Kansas (2007-12); Head coach, University of Tulsa in Tulsa, Okla. (2012-14); Head coach, Wake Forest University in Winston-Salem, N.C. (2014-20); Coach, USA Basketball, U18 and 19 (2014, '17-18); Analyst, ESPN (2020-21); Assistant coach, University of Maryland in College Park, Md. (2021); Interim head coach, Maryland (2021-22).

Playing Experience: Pro - Played professionally in the NBA for 15 seasons after being chosen No. 1 overall by the Los Angeles Clippers in the 1988 NBA Draft. Played for the Clippers, Atlanta Hawks, Phoenix Suns, Milwaukee Bucks, Utah Jazz, Dallas Mavericks and Detroit Pistons in his career. Was a two-time NBA All-Star and the Sixth Man of the Year in 1998. College - four-year player at the University of Kansas, where he won a national title as a senior in 1988, was named Final Four Most Outstanding Player, National Player of the Year and a two-time consensus All-American. High School - played at Walter Hines Page High School in Greensboro, N.C., as well as Lawrence High School in Lawrence, Kan.

Education: Bachelor's degree in communications from University of Kansas in Lawrence, Kan., in 1991.

Personal Data: Born May 17, 1966 in Hattiesburg, Miss. Married to his wife, Julie, and they have two children, Taylor and Evan, as well as one grandson, Bryson. Taylor played volleyball at Kansas, while Evan played basketball at Kansas and is currently on staff at Arizona.

Associate Head Coach Danny Manning

staff of the U19 National Team. In 2018, he assisted Self with the U18 National Team. He previously served as a court coach during U18 National Team training camps.

During his playing career, Manning played for eight head coaches now enshrined in Springfield: Larry Brown (Kansas, Los Angeles Clippers), Denny Crum (1987 Pan American Games), Don Nelson (Dallas Mavericks), Lute Olson (1984 USA R. William Jones Cup), Jerry Sloan (Utah Jazz), John Thompson (1988 Olympics), Paul Westhead (Phoenix Suns) and Lenny Wilkens (Atlanta Hawks). As a coach, he has been mentored by Hall of Famers Bill Self at Kansas and John Calipari with the USA U19 National Team.

At 6-10 and one of the top big men to ever play college basketball, Manning has earned a reputation as one of the best coaches of big men in the country. The latest example of his expertise with post players was John Collins, who, in two seasons with the Demon Deacons, went from ranked outside the top 100 in his high school class in 2015 to the No. 19 selection in the 2017 NBA Draft. Manning has coached 15 NBA draft picks, including ten first-round selections and nine current NBA players.

Manning had a legendary playing career at the University of Kansas, where his No. 25 jersey is retired. He is Kansas' all-time leading scorer and rebounder, finishing his four-year career with 2,951 points and 1,187 rebounds. The No. 12 scorer in NCAA history, Manning was named a consensus first-team All-America selection in 1987 and 1988, the consensus College Player of the Year in 1988, and a three-time Big Eight Conference Player of the Year (1986, 1987, 1988).

Manning was named the 1988 NCAA Final Four Most Outstanding Player while leading the Jayhawks -- dubbed "Danny and the Miracles" -- to an 83-79 victory over Oklahoma for the 1988 national championship. He was also named the MVP of the NCAA Midwest Regional in 1986 and 1988. Kansas finished 35-4 and advanced to the Final Four in Dallas in Manning's sophomore year in 1986, a year Louisville would win the national title.

As a player, his Kansas teams prevailed against Louisville on three occasions -- including twice during the Cardinals' 1986 NCAA Championship season -- while averaging 8.3 points and 3.3 rebounds in the matchups during his sophomore and junior years. In a listing compiled in 2020, The Sporting News noted Manning as the second-best collegiate player all time since the NCAA bracket expanded.

Recognized for all of his accomplishments on the court, Manning was inducted into the National Collegiate Basketball Hall of Fame on November 23, 2008.



The Los Angeles Clippers' No. 1 overall pick in the 1988 NBA Draft, Manning played 15 seasons in the league for seven different professional teams -- the Los Angeles Clippers, Atlanta Hawks, Phoenix Suns, Milwaukee Bucks, Utah Jazz, Dallas Mavericks, and Detroit Pistons. He averaged 14.0 points and 5.2 rebounds per game during his NBA career, spanning 883 total games and 12,367 career points. Manning was a two-time NBA All-Star (1993, 1994) and won the league's Sixth Man of the Year Award with Phoenix in 1998. During his playing days, Manning was a representative for the NBA Players Association. He is currently a member of the NBA Retired Players Association.

Manning won a bronze medal as a member of the 1988 USA Olympic Team in Seoul, South Korea. He also won a silver medal for the U.S. at the 1987 Pan American Games in Indianapolis, a team coached by former UofL Hall of Famer Denny Crum.

Manning was born in Hattiesburg, Miss., about 30 miles from the birthplace of head coach Kenny Payne in Laurel, Miss., and grew up in Greensboro, N.C. He was named to the Guilford County Sports Hall of Fame in 2008. He played at Greensboro Page High School, leading the school to the 1983 state title at the Greensboro Coliseum, before transferring to Lawrence (Kan.) High School before his senior year. He is also a member of the Lawrence High School Hall of Fame.

In 2012, Manning was named one of the 35 Greatest McDonald's All-Americans, celebrating the 35th Anniversary of the McDonald's All American High School Boys Basketball Game.

Manning earned a Bachelor of Arts in Communications degree from the University of Kansas in 1991.

Danny and his wife, Julie, have two children -- daughter Taylor, who played volleyball at Kansas, and son Evan, who played basketball at Kansas and is currently Director of Basketball Operations at Arizona. He has one grandson, Bryson Brown.



The Manning family (from left): son Evan, Danny, wife Julie, daughter Taylor and son-in-law Terrell

Assistant Coach Nolan Smith



Nolan Smith, a former All-American, national champion and NBA Draft pick, joined the University of Louisville men's basketball staff in April 2022 under head coach Kenny Payne.

Prior to coming to UofL, Smith was a member of the men's basketball staff at his alma mater Duke for the previous six seasons. He served as an assistant coach at Duke in 2021-22 after previously working as the Blue Devils' director of basketball operations and player development for three seasons (2018-21), as well as two years as the team's special assistant (2016-18).

A consensus first-team All-American and ACC Player of the Year in 2011, Smith helped lead Duke to three consecutive ACC championships (2009-11) and the 2010 NCAA title in his four seasons (2007-11). The two-time All-ACC selection (2010-11) led the ACC in scoring as a senior (20.6 points per game) when he was team captain and the 2011 ACC Tournament MVP. His 764 points that year is the ninth-highest total in program history.

He helped Duke achieve the 2010 NCAA Championship while earning Most Outstanding Player honors at the NCAA South Regional in Houston and All-Final Four Team accolades in Indianapolis. The Upper Marlboro, Md., native ranks 17th on Duke's career scoring chart with 1,911 points as Duke posted a combined 121-22 record, the fifth-most victories for a player at Duke and sixth in ACC history. Duke had a collective 65-2 record (.970) at Cameron Indoor Stadium in his career there to set program records for both home wins and winning percentage in a four-year period.

Smith won an international gold medal with USA Basketball at the 2006 FIBA Americas U18 Championship, averaging 9.0 points and 3.5 assists per game.

Following his graduation, Smith was selected by the Portland Trail Blazers with the 21st overall pick in the 2011 NBA Draft. He played four seasons in professional basketball in the NBA, G-League and abroad.

In the summer of 2016, Smith was named the North Carolina state ambassador for Teen Cancer America. TCA is an organization designed to help bridge the gap between pediatric and adult oncology care. In addition to his work with TCA, Smith has invested time in raising awareness of social justice issues and was named a George H.W. Bush Points of Light Inspiration honoree in 2020. He was also recognized as the Tar Heel of the Month in October 2020 by the Raleigh News & Observer, awarded to a citizen that has made significant contributions to North Carolina and the region.

Smith has family ties to Louisville basketball. His father Derek Smith was a member of Louisville's 1980 NCAA Championship team and is seventh in career scoring at UofL with 1,826 points. Derek, who passed away on Aug. 9, 1996, is one of 20 Honored Jersey recipients for the Cardinals and is a member of the UofL Hall of Fame. Smith was the leading scorer (15.7 ppg) on Louisville's 1982 NCAA Final Four team. He played nine years in the NBA from 1982-91 and scored 5,232 career points in the league.

Nolan was born in Louisville and spent summers in the city until he was eight years old. His mother Monica is a Louisville native and both she and his sister Sydney are UofL alumnae.

Smith and his wife Cheyna have a young daughter, Camryn, and a young son, Derek.

Nolan Smith Up Close

Years at UofL: Second. Joined staff in April 2022 after seven years on staff at his alma mater Duke.

Previous Experience: Special assistant, Duke University in Durham, N.C. (2016-18). Director of basketball operations, Duke (2018-21). Assistant coach, Duke (2021-22).

Playing Experience: Pro - played four seasons professionally with the Portland Trailblazers, as well as in the G-League and overseas. Drafted 21st overall by Portland in the 2011 NBA Draft. College - played four seasons at Duke, helping the Blue Devils to the 2010 national title as South Regional Most Outstanding Player. Won three straight ACC championships and was ACC Player of the Year in 2011, as well as a consensus first-team All-American. High School - attended Oak Hill Academy in Mouth of Wilson, Va., for his final two seasons. Named second-team All-American.

Education: Bachelor's degree in African and African American studies from Duke in 2011.

Personal Data: Born July 25, 1988 in Louisville, Ky. Married to his wife Cheyna, and they have two children, Camryn and Derek. His father Derek won a national title at Louisville in 1980.



The Smith family (from left): wife Cheyna, son Derek, Nolan and daughter Camryn



Assistant Coach Josh Jamieson



Josh Jamieson joined UofL head men's basketball coach Kenny Payne's staff as an assistant coach in April 2022.

Prior to arriving at UofL, Jamieson spent the previous 15 seasons on the University of Oregon men's basketball staff.

He served as Executive Director for Oregon men's basketball in 2021-22 and was Director of Operations for the previous 14 years with the Ducks. Over his last 15 years at Oregon, the Ducks averaged nearly 23 victories per season and won 20 games each of the last 12 years, including a school record 33 games in the 2016-17 season when Oregon reached the NCAA Final Four for the first time in 78 years. Oregon had just 11 20-win seasons in its history prior to the current run.

Oregon participated in postseason tournaments on 11 occasions in Jamieson's last 15 years with the program, including reaching seven of the last nine NCAA Tournaments. The Ducks won four of the last seven Pac-12 regular season titles and advanced to the NCAA Sweet Sixteen on five occasions in that stretch. Payne was an assistant coach at Oregon during Jamieson's first two years as Director of Operations with the Ducks.

Jamieson's responsibilities over the last 15 years at Oregon included scheduling, coordinating the team's travel, budgeting, academic support and equipment oversight. He also served as the Director of Oregon Basketball Camps, while managing the program's "Always Us" alumni team entry into the annual The Basketball Tournament.

Prior to his most recent stint with the Ducks, Jamieson operated for three seasons as a graduate manager with the Ducks from 2000-03 when Oregon made back-to-back NCAA tournament appearances, advanced to the Elite Eight in 2002 and won both regular season and Pac-10 tournament titles.

After his stay in Eugene, Jamieson worked two seasons as an assistant coach at the University of Portland, before returning to his hometown as an assistant coach at South Medford High School. Jamieson was the head freshman coach at SMHS from 1996-2000. He helped South Medford reach back-to-back state championship games and the Panthers won the 6A title in 2007.

For 10 years, Jamieson directed the FOCUS Basketball Camp, which was staged each summer in Medford, Ore.

Jamieson graduated from Southern Oregon in 2000 and earned his Master's of Business Administration degree from the University of Oregon in 2003.

A native of Medford, Ore., Josh is married to his wife Amy. They have one son, Brady.

Josh Jamieson Up Close

Years at UofL: Second. Joined UofL in April 2022 after 15 seasons on staff at Oregon.

Previous Experience: Freshman coach, South Medford High School in Medford, Ore. (1996-00). Graduate manager, University of Oregon in Eugene, Ore. (2001-03). Assistant coach, University of Portland in Portland, Ore. (2003-05). Assistant coach, South Medford High School (2005-07). Director of Operations, Oregon (2007-21). Executive director, Oregon (2021-22).

Education: Bachelor's degree in marketing from Southern Oregon University in 2000. Master's of business administration from Oregon in 2003.

Personal Data: Born Feb. 13, 1973, and is from Medford, Ore. Married to his wife Amy and they have one son, Brady.



Amy and Josh Jamieson



Kenny Payne
Head Coach
- 1989 NBA Draft – 19th overall pick (76ers)
- National championship as player (Louisville, 1986)
- National championship as assistant (Kentucky, 2012)
- Only head coach in the country to accomplish all three



Danny Manning
Associate Head Coach
- 1988 NBA Draft – 1st overall pick (Clippers)
- National championship as player (Kansas, 1988)
- National championship as assistant (Kansas, 2008)



LOUISVILLE

is the only school in the country with 3 coaches who as a player won a national championship and were selected in the NBA Draft



Nolan Smith
Assistant Coach
- 2011 NBA Draft – 21st overall pick (Trail Blazers)
- National championship as a player (Duke, 2011)



Milt Wagner
Director of Player Development & Alumni Relations
- 1986 NBA Draft – 35th overall pick (Mavericks)
- National championship as a player (Louisville, 1986)

Director of Player Development & Alumni Relations Milt Wagner



Milt Wagner, a top 10 career basketball scorer for the University of Louisville whose honored jersey hangs in the KFC Yum! Center, joined the Cardinals' men's basketball staff as Director of Player Development and Alumni Relations under head coach Kenny Payne in May 2022.

One of the most prolific scorers in UofL history during his career from 1981-86, Wagner ranks sixth all-time in scoring with 1,834 career points. A starter on the Cards' 1986 NCAA Championship team, UofL reached three NCAA Final Fours (1982, 1983, 1986) and participated in the NCAA Sweet Sixteen in all four of his playing seasons. He redshirted the 1984-85 season after suffering a broken foot in the second game of the season.

The three-time All-Metro Conference selection ranks ninth in career assists (432) and 10th in career free throw percentage (.814, 336-of-413). Wagner helped the Cardinals achieve a 113-32 record, three Metro Conference regular season championships and two Metro Conference Tournament titles. He played in 144 career games — tied for the second most in UofL history — and started the last 111 games in which he played. He averaged 14.8 points and a team-high 4.2 assists on the Cards' 1986 NCAA Championship team.

He was one-third of Louisville's "Camden Connection" on the Cardinals' 1986 championship team, a trio of former Camden (N.J.) High School players that also included Billy Thompson and Kevin Walls. His No. 20 jersey is one of the select honored jerseys which hangs in the KFC Yum! Center as one of the Cardinals' all-time great players and he was inducted into the UofL Athletics Hall of Fame in 2004.

Wagner was selected by the Dallas Mavericks in the second round of the 1986 NBA Draft with the 35th overall pick and played professional basketball for 13 years in various professional leagues. He was a member of the 1988 NBA Championship Los Angeles Lakers, as well as the Miami Heat during the 1990-91 season. He also played abroad for pro teams in Israel, Paris France, Belgium and Germany.

Following his professional playing career, Wagner served as coordinator of basketball operations at Memphis for six seasons (2000-06) under head coach John Calipari and helped the team earn 148 victories and six straight postseason appearances, including the 2006 NCAA Tournament Elite Eight. After his time at Memphis, Wagner was as an assistant coach for the next eight seasons with head coach Tony Barbee, including four years each at UTEP (2006-10) and Auburn (2010-14).

The Camden, N.J., native has worked in private business in Louisville recently, including six years in new business development for Clark and Riggs in Louisville, a company that offers printing and integrated business solutions.

Wagner earned a bachelor's degree in sports communications from the University of Memphis in 2004. He is married to his wife Jann and he has four children: Janay, Dajuan, Dashonda and Munirah; and he has seven grandchildren. His son Dajuan played collegiate basketball at Memphis (2001-02) before he was selected sixth overall by the Cleveland Cavaliers in the 2002 NBA Draft.

Reece Gaines, who had occupied the position previously, remains on the Cardinals' basketball staff and has moved to the team's video operations.



Milt Wagner is the sixth all-time leading scorer in UofL history and a member of the 1986 national championship team.



Milt Wagner Up Close

Years at UofL: Second. Joined staff in May 2022 after several years in private business in Louisville.

Previous Experience: Coordinator of basketball operations, University of Memphis in Memphis, Tenn. (2000-06). Assistant coach, UTEP in El Paso, Texas (2006-10). Assistant coach, Auburn University in Auburn, Ala. (2010-14).

Playing Experience: Pro - played professionally for 13 years in various leagues. Selected with the 35th overall pick in the 1986 NBA Draft by the Dallas Mavericks. Member of 1988 NBA Championship Los Angeles Lakers, as well as the Miami Heat in 1990-91. Also played abroad in Israel, France, Belgium and Germany. College - spent five years at the University of Louisville, with UofL reaching three Final Fours in his four playing seasons, including the 1986 national title. Sixth all-time in scoring with 1,834 career points. Member of UofL Athletics Hall of Fame and has honored jersey in KFC Yum! Center. High school - Played at Camden High School in Camden, N.J.

Education: Bachelor's degree in sports communications from the University of Memphis in 2004.

Personal Data: Born Feb. 20, 1963, and is from Camden, N.J. Married to his wife Jann, and he has four children: Janay, Dajuan, Dashonda and Munirah, as well as seven grandchildren. Son Dajuan played collegiately at Memphis and was selected sixth overall by the Cleveland Cavaliers in the 2002 NBA Draft.

Director of Analytics and Video Technology Gabe Snider



Gabe Snider is in his second season on the University of Louisville men's basketball staff as Director of Analytics and Video Technology under head coach Kenny Payne.

Prior to UofL, Snider worked for three NBA teams. Most recently Snider operated as an assistant director of video, player development and analytics for two seasons with the New York Knicks. In that role, he analyzed game film of team and opponents to aid in creation of scouting materials, produced individual player-specific edits to support in player development, and led on-court individual player development workouts among other tasks.

"Gabe is one of the brightest young basketball minds in the game," said Payne. "He has an unbelievable feel for the game and for players and is very professional and hard working. He is very astute with game planning and strategies needed for preparing for opponents. Welcome to the family Gabe."

Prior to his time with the Knicks, Snider worked as assistant video coordinator for the Milwaukee Bucks for a year after a season as video coordinator intern for the Detroit Pistons. Before joining NBA staffs, Snider got his start in coaching as a graduate assistant at Indiana University for two seasons.

"I am extremely excited to join Kenny and his all-star staff," said Snider. "I've witnessed his genuine passion and development of players in this game first-hand. I look forward to being a part of the reemergence of Louisville Basketball."

Snider had a four-year playing career at the University of Illinois Chicago (UIC), where he earned his bachelor's degree in marketing in 2016. Snider played in 80 games at UIC, leading the Flames in three-point field goal percentage in his freshman, sophomore, and senior seasons. He helped UIC earn the school's first men's basketball postseason victory as a freshman. In his final season, he tallied nine games with multiple 3-pointers, two of which he poured in six three-pointers. He was named as the recipient of UIC's 2016 Don Nash Award, for exemplifying continuous academic and civic responsibility.

A native of Chicago, Snider was a three-sport athlete in high school, ranking among top-10 shooting guards in the state of Illinois as a junior at Whitney Young High School, a wide receiver for football, and was a member of the 4x400 relay, and open 400-meter in track & field.

Gabe Snider Up Close

Years at UofL: Second. Joined staff in June 2022 after previously working on staff with the NBA's New York Knicks.

Previous Experience: Graduate assistant, Indiana University (2016-18). Video coordinator intern, Detroit Pistons (2018-19). Assistant video coordinator, Milwaukee Bucks (2019-20). Assistant director of video, player development and analytics, New York Knicks (2020-22).

Playing Experience: College - played four years at the University of Illinois Chicago (UIC). Played in 80 games and led the Flames in 3-point field-goal percentage in three seasons. Helped UIC to school's first men's basketball postseason victory as a freshman. Had nine games with multiple 3s in his senior season, including two games with six 3-pointers. Named recipient of 2016 Don Nash Award for exemplifying continuous academic and civic responsibility. High school - three-sport athlete at Whitney Young High School. Ranked among top-10 shooting guards in Illinois as a junior. Also played wide receiver in football and was a member of 4x400 relay and open 400-meter in track & field.

Education: Bachelor's degree in marketing from the University of Illinois Chicago in 2016.

Personal Data: Born Dec. 19, 1993, and is from Chicago, Ill.





Head Strength and Conditioning Coach Dr. Adam Petway



Dr. Adam Petway, who has over 13 years of experience in strength training and sports performance at the NBA and collegiate levels, joined the University of Louisville men's basketball staff as Director of Strength & Conditioning under head coach Kenny Payne on June 28, 2022.

Petway most recently served as the Horizontal Jumps Coach/Assistant Track & Field Coach at West Chester (Pa.) University. There his coaching emphasis was on horizontals, as well as working with Golden Rams athletes in strength and conditioning programs, rehabilitation and biomechanical assessment and analysis for sprints, jumps and hurdles.

He was the Director of Athletic Performance for the NBA Washington Wizards for the 2020-21 season, where he directed all aspects of player performance for the team. In his role with the Wizards, he led the kinetic assessments of each athlete, collaborated with medical staff on player rehab, and designed and implemented training programs for all athletes.

Prior to Washington, Petway served as the Lead Biomechanist for Strength & Conditioning for the NBA Philadelphia 76ers after a year as a Strength and Conditioning Specialist with the team. There he assessed and contributed to the general physical preparation for each athlete among other responsibilities for the NBA team.

Petway served as the Director of Strength and Conditioning coach for the University of Arkansas basketball program for over four years (2014-18) after a year as an assistant with the program. While at Arkansas, he oversaw all aspects of the Arkansas men's basketball strength and conditioning program, including its unique performance training for the Razorbacks' up-tempo style and the team's nutritional guidelines. He began his career with strength and conditioning roles at The Catholic University of America, The George Washington University, and the University of Maryland before working with Arkansas basketball.

Petway earned his bachelor's degree in sports science from the United State Sports Academy in 2013. He completed a Master of Business Administration with an emphasis in sport management at the Universidad Europea de Madrid in 2017 and a doctorate in sports science from Universidad Catolica de Murcia in 2021. Petway also studied applied data science through MIT professional education.

A Certified Strength and Conditioning Specialist (CSCS) through the NSCA, Petway has taught classes at the collegiate level. His thesis research was focused on neuromuscular profiling and match-play demands in elite basketball populations and has been the corresponding author on several peer-reviewed publications related to these topics. Petway published the book Basketball Mechanics, which examines the physical attributes of the top performing basketball athletes in the game.

A native of Atlanta, Ga., Petway and his wife Colleen have two children: Emilia and Harrison.

Adam Petway Up Close

Years at UofL: Second. Joined staff in June 2022 after a season at West Chester (Pa.) University and previous stints in the NBA.

Previous Experience: Initial experience at The Catholic University of America, George Washington University and University of Maryland. Director of Strength and Conditioning at the University of Arkansas in Fayetteville, Ark. (2014-18). Strength and Conditioning Specialist, Philadelphia 76ers (2018-19). Lead Biomechanist for Strength and Conditioning, Philadelphia 76ers. Director of Athletic Performance, Washington Wizards (2020-21). Horizontal Jumps Coach/Assistant Track & Field Coach, West Chester (Pa.) University (2022).

Education: Bachelor's degree in sports science from United States Sports Academy in 2013. Master's of business administration with an emphasis in sport management at Universidad Europea de Madrid in 2017. Doctorate in sports science from Universidad Catolica de Murcia in 2021. Additional study of applied data science through MIT professional education.

Personal Data: Born June 14, 1987, and from Atlanta, Ga. Married to his wife Colleen, and they have two children: Emilia and Harrison.



The Petway family: wife Colleen, son Harrison, daughter Emilia and Adam



Director of Sports Medicine DeVante Frazier



DeVante Frazier was named as Director of Sports Medicine for the University of Louisville men's basketball program in May 2021.

Frazier had been the athletic trainer for men's basketball, women's tennis and men's golf at Colorado State since July of 2019.

Before his stint at Colorado State, Frazier worked in the athletic training departments at IUPUI and Lamar University. He was with IUPUI from 2017-2019 where he served the men's basketball, women's swimming and diving, men's and women's golf teams, and the co-ed cheer squad as sole provider of their medical coverage.

Additionally, he assisted the athletic department in creating a nutrition training station for all university athletes, hired student workers and budgeting for the nutrition center.

At Lamar, he provided medical coverage for the football team, track & field teams, as well as assisting with men's basketball, men's and women's tennis and golf. He also served as a mentor in Lamar's athletic training internship program and helped in the development of aquatic rehabilitation programs for student-athletes.

Frazier earned his bachelor of science in athletic training from Valdosta State University in May of 2015, doing clinical rotations with the VSU basketball and football programs, in addition to local high school stops and a rotation at Moody Air Force Base (Ga.). He attained his master of science in kinesiology at Lamar in 2017. Frazier is a BOC certified athletic trainer, with NASM performance exercise and corrective exercise specializations. He also holds a certification in Dry Needling and has been a member of the National Athletic Trainers' Association since 2013.

A native of Pembroke, Georgia, Frazier graduated from Bryan County High School. He and his wife Radhika have three dogs: Allie, Alexis and Layah.

DeVante Frazier Up Close

Years at UofL: Third. Joined staff in May 2021 after two years as an athletic trainer at Colorado State University.

Previous Experience: Athletic Trainer, Colorado State University (2019-21). Athletic Trainer, IUPUI (2017-19). Athletic Trainer, Lamar University (2015-17).

Education: Master of Science degree in kinesiology from Lamar University in Beaumont, Texas in 2017. Bachelor of Science degree in athletic training from Valdosta (Ga.) State University in 2015. Graduate of Bryan County High School Pembroke, Ga. in 2011.

Personal Data: Born Oct. 12, 1992 in Savannah, Ga. Married to his wife Radhika.





DeVante and his wife Radhika

DeVante Frazier on Caring for the Cardinals

"It is an honor for me to join the Louisville Men's Basketball program and assist this group of student-athletes on and off the court. My mission is to provide the best overall health care to this team as it is of the most importance and my number one priority. I pride myself on developing meaningful relationships with these guys while also fostering a conducive environment to healing. Go Cards!"

Executive Director of Academic Services Kamari Wooten



Kamari Wooten, a member of the UofL athletics staff since 2011, is in his seventh year overseeing the academic support duties for the Cardinals' men's basketball team as executive director of academic services.

Prior to working with the men's basketball student-athletes, he guided the academic support services for UofL's lacrosse, men's soccer, men's tennis, women's golf and volleyball programs for six years. He joined the UofL staff after an eighteen month stint with Alabama State University, where he served as an athletic academic advisor for men's basketball, women's soccer's, and men's and women's track & field, while also serving as the SAAC (student-athlete advisory committee) advisor.

A native of Detroit, Wooten played basketball at Kentucky State University and Wayne County Community College. He is a member of National Association of Academic and Student-Athlete Development Professionals (N4A) and Minority Opportunities Athletic Association (MOAA).

Wooten earned a bachelor's degree in Physical Education from Kentucky State University (2007) and a master's in Sport Management from Eastern Kentucky University (2008).

Kamari Wooten Up Close

Years at Louisville: 13th (seventh with men's basketball). Joined UofL staff in 2011 after serving a year and a half as an academic advisor at Alabama State.

Previous Experience: Athletic Academic Advisor, Alabama State University in Montgomery, Ala. (2010-11); Assistant Director of Academic Services, University of Louisville (2011-17).

Playing Experience: College - two-year basketball player at Kentucky State University in Frankfort, Ky. (2004-06). Junior College - two-year player at Wayne County Community College in Detroit, Mich. (2002-04). High School - played four years at Detroit (Mich.) Community High School (1998-2002).

Education: Master's degree in sport management from Eastern Kentucky University in Richmond, Ky. in 2008. Bachelor's in physical education from Kentucky State University in 2007. Graduated from Detroit Community High School in Detroit, Mich. in 2002.

Personal Data: Born June 26, 1984 in Detroit, Mich.; Married to his wife Marnika on June 25, 2011. Two daughters: Kyndall, born July 4, 2013; and Kari, born Feb. 27, 2020.

Kamari Wooten on UofL's Academic Services

"My mission is to provide comprehensive academic support, counseling, guidance and programming to each student-athlete on the men's basketball team while promoting self-responsibility, personal growth, and academic development. As Ken Blanchard, author of The One Minute Manager, stated, 'The key to successful leadership today is about influence, not authority."

He and his wife Marnika have two daughters, Kyndall and Kari.



The Wooten family: Kamari, Kari, Kyndall and Marnika

Impressive Academic Performance

While the UofL men's basketball team has performed well on the court, the Cardinals have excelled in the classroom as well. Louisville has received an NCAA Public Recognition Award it seven of the last eight times awarded for ranking among the top 10 percent in men's basketball in the Academic Progress Rate (APR), which measures academic eligibility, retention and graduation for student-athletes. Louisville and Stanford are the only two schools from Power Five conferences that have earned the APR recognition seven of the last eight times.

The men's basketball team has attained a collective 3.0 GPA for 26 of the last 30 semesters, including a 3.121 cumulative team mark for the Spring 2023 semester. Five Cardinals – Zan Payne, Hercy Miller, Brandon Huntley-Hatfield, Mike James and Fabio Basili – were named to the 2023All-ACC Academic Team -- and UofL has produced 48 selections over its nine years in the league.

Recently, Jordan Nwora was named to the 2019-20 CoSIDA Academic All-America second team. Prior to entering the ACC, UofL's men's basketball team earned four straight league Team Academic Excellence Awards, recognizing the highest collective grade-point averages in each of the conference sports (2014 American Athletic Conference, 2011-13 Big East).

Louisville was recognized in July as a recipient of the Team Academic Excellence Award from the National Association of Basketball Coaches (NABC).

In order to receive the Team Academic Excellence Award, a program must achieve a team GPA of 3.0 or higher for the previous academic year. Each institution must count the GPA of all men's basketball student-athletes who were listed on the team roster the previous season.

Three team members, including current Cardinals Zan Payne and Aidan McCool, were also named to the NABC Honors Court for attaining a cumulative GPA of 3.2 or higher.

Basketball Support Staff



Stephanie Diebold Davis

Director of Men's Basketball Operations

Stephanie Diebold Davis, who has been a member of the University of Louisville men's basketball staff since 2001, was named Director of Men's Basketball Operations for the Cardinals under head coach Kenny Payne on June 2, 2022.

With over 20 years of experience in Cardinal Athletics, Davis has worked as an administrative assistant for UofL Basketball since 2001, helping to manage such areas as recruiting travel, business operations, compliance, fan requests, alumni ticket requests and event planning, assisting in team travel and many other tasks. She will continue to do those items in an expanded role, as well as overseeing student-athlete housing, prospective student-athlete campus visits, visiting team needs, player tickets and other matters.

Davis was a standout volleyball player at Murray State as a middle hitter for three seasons (1995-97). She earned OVC All-Newcomer honors (1995), was twice named All-OVC (first team 1995, second team 1996), and was on the OVC All-Tournament team in 1995. She is among the Murray State career top ten in kills (1,106, 10th) and block assists (219, fourth), total blocks (263, sixth) and kill percentage (.236, 10th).

She holds the single-season school record in block assists with 105 in 1996. Additionally in single season records, her 70 block assists in 1995 is tied for the eighth highest at Murray State, is sixth in kills with 526 in 1996, fifth in total blocks (121 in 1996) and ninth in attacks (1,302 in 1996). Her .765 attack percentage against Tennessee State in 1996 is the best single-match effort for a Racer with 15-19 attacks; her 34 kills in five sets against Arkansas Little Rock in 1996 is the third-most in school history; and her eight block assists against Saint Louis in 1996 is tied for the third highest at Murray State.

Davis coached youth volleyball teams for 13 years at St. Albert the Great School in Louisville and for four years with the Kentucky Indiana Volleyball Association while also organizing team schedules and practice plans.

Davis is a 2015 cum laude UofL graduate with a Bachelor of Science degree in sport administration at UofL. She studied sports medicine with a minor in nutrition while at Murray State.

She is married to Chris Davis and has three daughters: Shea Thompson, Alexandra and Nora.



The Davis family: (front L-R) Stephanie, husband Chris, daughters Shea, Nora and Alexandra, and son-in-law Alex



Justin Perez

Director of Men's Basketball Administration

Justin Perez joined the University of Louisville staff as Director of Men's Basketball Administration under Cardinals' Head Coach Kenny Payne in August 2022.

Perez worked as an intern during the summer of 2021 with the New York Knicks, where he worked closely with front office management in multiple areas including scouting, analytics and basketball operations.

He was an intern and consultant for two years with Roc Nation Sports, one of the world's preeminent entertainment companies founded in 2008 and based in New York City. There he drafted documents related to multiple projects in both sports and entertainment, and facilitated brainstorming and execution on various initiatives. His mother Desiree is the Chief Executive Officer of the organization and his father Juan is in charge of the Roc Sports division.

He has volunteered in New York with Reform Alliance, where he served as a court watcher to ensure the right to a fair trial for all community members and facilitated preliminary interviews with individuals in prison to attain pardon. He also worked with Cada Voto Cuenta, where he operated as a bilingual volunteer for Latino Justice PRLDEF with the aim of protecting the right to vote of all community members.

Perez, who is fluent speaking Spanish, earned his Juris Doctorate in May 2022 at Columbia University School of Law, where he was a Harlan Fiske Stone Scholar, a member of the Latin American Law Students Association and the Black Law Students Association.

He earned his bachelor's degree in psychology in 2019 from American University, where he was a member of the Eagle's basketball team for three seasons. The Miami, Fla., native was a member of American's Student-Athlete Advisory Committee for two years.



Basketball Support Staff



Kory Aldous
Creative Producer

Kory Aldous joined the UofL Athletics staff in November 2021 and is in his third year working with the Cardinals' men's basketball team.

Aldous leads the creative direction for the men's basketball social media accounts. He produces all of the video content distributed through the team's channels, including practices, game coverage, short/long form stories, highlights, travel, etc. Additionally, he coordinates the creative process and production for recruiting visits.

Aldous previously spent five years at Columbus State University in Georgia. He managed publicity of all 13 NCAA sanctioned sports, including game recaps, social media and press releases. He was also the play-by-play announcer for the university for basketball, baseball, soccer and softball, and he co-hosted a daily radio show on the local ESPN affiliate.

Before that, Aldous was the play-by-play announcer for the Orem Owlz, an affiliate of the Los Angeles Angels. He previously served as a sports reporter for BYUtv, acting as sideline reporter for home sporting events and editing packages/pieces for various sports during the athletics season.

Aldous graduated from BYU in 2013 with a degree in broadcast journalism.

The Houston, Texas, native and his wife, Cassie, have three children, Elliot, Georgia and Theo.



Reece Gaines
Video Coordinator

Reece Gaines, the University of Louisville's No. 4 all-time men's basketball scorer and a member of the Cardinals' Athletic Hall of Fame whose playing career bridged two Hall of Fame coaches, is in his third season on the UofL men's basketball staff and his second as video coordinator.

Gaines had served as Director of Player Development and Alumni Relations for the Cardinals' men's basketball program from November 2021 until his move into video operations for the team.

In the two seasons prior to joining the UofL staff, Gaines served as an assistant coach with the Austin Spurs (2019-21), the G League team of the San Antonio Spurs. He was an assistant coach at Eastern Kentucky University (2015-19), including time as acting head coach. He started in coaching as an assistant at Bellarmine (2012-15), when the Knights reached three NCAA Division II tournaments, including a Sweet 16 and Final Four appearance.

A four-year starter in the Cardinals' backcourt (1999-2003) who ranks fourth on the UofL career scoring list with 1,945 points, Gaines earned second-team All-America honors by The Sporting News, ESPN.com, and Sports Illustrated as a senior. A finalist for national player of the year awards and one of 10 finalists for the Senior CLASS Award, Gaines was a double-figure scorer in 31 games as a senior and in 99 games for his career. He played his first two years with the Cardinals under Denny Crum before competing in his final two seasons under coach Rick Pitino.

Gaines is third in career three-point goals at UofL with 225 and his 475 career assists rank seventh. His 673 points as a junior are tied for the fourth-most for a Louisville player in a single season and his 159 assists as a senior was among the top 15 single-season totals at Louisville. He scored a career-high 37 points against Saint Louis as a junior, which is tied for the seventh highest in UofL history. Gaines earned his bachelor's degree in sociology from UofL in 2003.

Gaines was the 15th selection overall by the Orlando Magic in the 2003 NBA Draft first round and played three seasons in the NBA with the Magic (2003-04), Houston Rockets (2004-05) and Milwaukee Bucks (2005-06). He played professional basketball six more years abroad in Italy, Greece, France, Austria and Venezuela, as well as in the NBA G League with the Bakersfield Jam (2009-10) and Texas Legends (2010).

A native of Madison, Wisconsin, Gaines and his wife Delisa have three children: Cruz, Alessandra and Carlo.



Reece Gaines is the No. 4 all-time leading scorer in Louisville men's basketball history.



Chuck Hall
Director of Equipment Operations

Chuck Hall is in second stint as the equipment manager at the University of Louisville.

Hall previously served nine seasons at Louisville, including eight as director of equipment operations. Hall spent the 2000 season as Louisville's assistant equipment manager and was promoted prior to the 2001 season.

After leaving the Cardinals, Hall spent two years at Kansas State, where he led the equipment department for head football coach Bill Snyder.

Prior to that, Hall was named equipment manager Arkansas after joining the staff in May of 2011. In his first season with the Razorbacks, he implemented a move to equip each player with a practice helmet and a game helmet while also improving helmet safety and fit for each player. He also oversaw a redesign of the equipment room to make it more functional for staff and players.

Hall worked as a student equipment manager at Kansas State from 1995-98 and was hired as a full-time assistant following his graduation. While he was a student, he also served a summer internships with the Washington Redskins and the San Diego Chargers.

He is married to the former Leslie Begshaw. The couple has one child, Averie.



Steffon Mitchell
Graduate Manager

Steffon Mitchell is in his first season as a graduate manager on the UofL men's basketball staff while pursuing a graduate degree.

Mitchell will assist the coaching staff with drills and game simulations in daily practice, support the staff in creating and developing team game plans and scouting reports, organize and compile team and opponent film, and analyze team and opponent statistical trends.

In his collegiate playing career at Boston College, Mitchell started 98 of 108 games while averaging 6.8 points and 8.1 rebounds. He was an ACC All-Defensive Team selection in 2019-20.

After graduating from BC, Mitchell played professionally in Germany and Norway.

The Shakopee, Minn., native earned a bachelor's degree from Boston College in 2021 and is currently working on a master's degree in sport management at UofL.

Basketball Support Staff



Seth Tatum
Graduate Manager

Seth Tatum, who worked as a student manager for the Cardinals' basketball program for four seasons, is in his third season as a graduate manager on the UofL men's basketball staff while pursuing a graduate degree.

Tatum served as the Cardinals' head student manager for three years. He has worked with editing opponents' game video, team practice video recording, packing and organizing equipment, aiding in scouting materials and has tracked key team statistics during games. Tatum was a three-sport letterman at Mercer County (Ky.) Senior High School, including four years with basketball, two for football and one in baseball.

Tatum, who hails from Harrodsburg, Ky., earned a bachelor's degree in exercise science from UofL in 2021 and is currently working on a master's degree in sport management at UofL.



Tiffany White
Associate Director of Sports Nutrition

Tiffany White joined the UofL Athletics staff in 2021 as Associate Director of Sports Nutrition and is in her third year working with the Cardinals' men's basketball team.

White is a registered dietitian and master's graduate in nutrition with a background in exercise science. She came to UofL after serving as a clinical dietitian at Advocate Illinois Masonic Medical Center in Chicago. She completed an immersive fellowship in sports nutrition at St. Vincent Sports Performance in Indianapolis, working with Butler University Athletics. She also served as a dietetic intern at Northwestern University Athletics where she worked with the Wildcats' football, soccer and basketball teams.

White served as a registered dietitian with Chicago Spine and Sports, where she also served as a personal trainer and a rehabilitation specialist. She has taught sports nutrition as an adjunct instructor and course developer for two years at Trinity International University and as a graduate teaching assistant at the University of Illinois at Chicago.

A certified personal trainer, White earned her bachelor's degree in kinesiology from the University of Illinois at Chicago in 2015 and also earned her master's degree in nutrition from UIC in 2018. She is a member of the Collegiate and Professional Sports Dietitians Association.

Student Managers



Braden Carver
Student Manager



Ian Ellis
Student Manager



Jacob Gruebbel
Student Manager



Carson Howard
Student Manager



Christopher Misson
Student Manager



Jack Mathews
Student Manager



Chace Recktenwald
Graduate Student Manager



Graham Sandefur
Student Manager



Zack Sims
Student Manager



Talas Taylor
Student Manager

Team Doctors



Dr. Jon Becker
Team Physician



Dr. John Ellis
Team Physician



Dr. Katie Pohlgeers
Team Physician

Louisville Athletics Announces Partnership with UofL Health

UofL Health, a fully integrated regional academic health system affiliated with the University of Louisville School of Medicine, was named as the Official Health Care Provider for the Louisville Cardinals in July 2022.

The new partnership that extends for eight years addresses medical coverage for all 23 UofL sports programs, plus basic training coverage for the Cardinals' cheer and dance teams. There will be a comprehensive brand presence for UofL Health throughout Louisville Athletics facilities.

The level of support for Cardinal student-athletes will significantly increase with added personnel as well as health and performance equipment upgrades. UofL Health will provide access to its network of sports health physicians, orthopedic surgeons, neurologists and primary care providers.

Mental health services were a point of emphasis with the new partnership, with at least 10 dedicated mental health and mental performance professionals planned for UofL student-athletes, in addition to other generally available mental health services. Two dedicated staff members were in that role previously.

Also included are additional services and equipment for injury rehabilitation, medical coverage at athletics events, and supporting UofL's new sports science department within athletics.


2023-24 LOUISVILLE BASKETBALL
adidas
ACC
LOUISVILLE
5
Louisville Cardinals

2023-24 Roster

Alphabetical Roster

No.	Name	Pos.	Ht.	Wt.	Yr.	Exp.	Hometown (Previous School)
55	Skyy Clark	G	6-3	205	So.	TR	Los Angeles, Calif. (Illinois)
3	Koron Davis	G	6-6	185	Jr.	TR	Gary, Ind. (Los Angeles Southwest CC)
11	Dennis Evans	C	7-1	215	Fr.	HS	Riverside, Calif. (Hillcrest HS)
10	Kaleb Glenn	F	6-6	205	Fr.	HS	Louisville, Ky. (La Lumiere School)
5	Brandon Huntley-Hatfield	F	6-10	240	Jr.	1L	Clarksville, Tenn. (Tennessee)
0	Mike James	G/F	6-5	200	R-So.	1L	Orlando, Fla. (Oak Ridge HS)
4	Ty-Laur Johnson	G	6-0	160	Fr.	HS	Brooklyn, N.Y. (Our Saviour Lutheran School)
13	Danilo Jovanovich	F	6-8	220	So.	TR	Milwaukee, Wis. (Miami)
33	Aidan McCool	G	6-3	170	Sr.	1L	Charleston, S.C. (Maryland)
15	Hercy Miller	G	6-3	175	Jr.	1L	Los Angeles, Calif. (Tennessee State)
34	Emmanuel Okorafor	F/C	6-9	220	So.	1L	Abia, Nigeria (NBA Academy Africa)
23	Zan Payne	G/F	6-5	230	6th	1L	Lexington, Ky. (Kentucky)
12	JJ Traynor	F	6-8	190	Sr.	3L	Bardstown, Ky. (Bardstown HS)
22	Tre White	G	6-7	205	So.	TR	Dallas, Texas (USC)
1	Curtis Williams	G/F	6-5	205	Fr.	HS	Detroit, Mich. (Brother Rice HS)

Numerical Roster

No.	Name	Pos.	Ht.	Wt.	Yr.	Exp.	Hometown (Previous School)
0	Mike James	G/F	6-5	200	R-So.	1L	Orlando, Fla. (Oak Ridge HS)
1	Curtis Williams	G/F	6-5	205	Fr.	HS	Detroit, Mich. (Brother Rice HS)
3	Koron Davis	G	6-6	185	Jr.	TR	Gary, Ind. (Los Angeles Southwest CC)
4	Ty-Laur Johnson	G	6-0	160	Fr.	HS	Brooklyn, N.Y. (Our Saviour Lutheran School)
5	Brandon Huntley-Hatfield	F	6-10	240	Jr.	1L	Clarksville, Tenn. (Tennessee)
10	Kaleb Glenn	F	6-6	205	Fr.	HS	Louisville, Ky. (La Lumiere School)
11	Dennis Evans	C	7-1	215	Fr.	HS	Riverside, Calif. (Hillcrest HS)
12	JJ Traynor	F	6-8	190	Sr.	3L	Bardstown, Ky. (Bardstown HS)
13	Danilo Jovanovich	F	6-8	220	So.	TR	Milwaukee, Wis. (Miami)
15	Hercy Miller	G	6-3	175	Jr.	1L	Los Angeles, Calif. (Tennessee State)
22	Tre White	G	6-7	205	So.	TR	Dallas, Texas (USC)
23	Zan Payne	G/F	6-5	230	6th	1L	Lexington, Ky. (Kentucky)
33	Aidan McCool	G	6-3	170	Sr.	1L	Charleston, S.C. (Maryland)
34	Emmanuel Okorafor	F/C	6-9	220	So.	1L	Abia, Nigeria (NBA Academy Africa)
55	Skyy Clark	G	6-3	205	So.	TR	Los Angeles, Calif. (Illinois)

Head Coach: Kenny Payne (Louisville '03), second year at Louisville and overall

Associate Head Coach: Danny Manning

Assistant Coaches: Nolan Smith, Josh Jamieson

Pronunciation Guide: Koron Davis (kuh-RON); Ty-Laur Johnson (TY-lawr); Danilo Jovanovich (DON-uh-low yo-VAHN-oh-vitch); Hercy Miller (HER-see); Emmanuel Okorafor (oh-CORE-uh-FOR)

Photo Roster



0 Mike James
G/F | 6-5 | 200 | R-So.
Orlando, Fla.
(Oak Ridge HS)



1 Curtis Williams
G/F | 6-5 | 205 | Fr.
Detroit, Mich.
(Brother Rice HS)



3 Koron Davis
G | 6-6 | 185 | Jr.
Gary, Ind.
(Los Angeles SW CC)



4 Ty-Laur Johnson
G | 6-0 | 160 | Fr.
Brooklyn, N.Y.
(Our Saviour Lutheran)



5 Brandon Huntley-Hatfield
F | 6-10 | 240 | Jr.
Clarksville, Tenn.
(Tennessee)



10 Kaleb Glenn
F | 6-6 | 205 | Fr.
Louisville, Ky.
(La Lumiere School)



11 Dennis Evans
C | 7-1 | 215 | Fr.
Riverside, Calif.
(Hillcrest HS)



12 JJ Traynor
F | 6-8 | 190 | Sr.
Bardstown, Ky.
(Bardstown HS)



13 Danilo Jovanovich
F | 6-8 | 220 | So.
Milwaukee, Wis.
(Miami)



15 Hercy Miller
G | 6-3 | 175 | Jr.
Los Angeles, Calif.
(Tennessee State)



22 Tre White
G | 6-7 | 205 | So.
Dallas, Texas
(USC)



23 Zan Payne
G/F | 6-5 | 230 | 6th
Lexington, Ky.
(Kentucky)



33 Aidan McCool
G | 6-3 | 170 | Sr.
Charleston, S.C.
(Maryland)



34 Emmanuel Okorafor
F/C | 6-9 | 220 | So.
Abia, Nigeria
(NBA Academy Africa)



55 Skyy Clark
G | 6-3 | 205 | So.
Los Angeles, Calif.
(Illinois)



Kenny Payne
Head Coach
(Louisville '03)
Second year at Louisville
and overall



Danny Manning
Associate Head Coach
(Kansas '88)
Second year at Louisville



Nolan Smith
Assistant Coach
(Duke '11)
Second year at Louisville



Josh Jamieson
Assistant Coach
(Southern Oregon '00)
Second year at Louisville

Roster Analysis

Returnees (7)

No.	Name	Pos.	Ht.	Wt.	Yr.-Exp	Hometown (Previous School)	GP-GS	PPG	RPG	APG
0	Mike James	G/F	6-5	200	R-So. - 1L	Orlando, Fla. (Oak Ridge HS)	32-32	10.1	3.3	1.1
5	B. Huntley-Hatfield	F	6-10	240	Jr.-1L	Clarksville, Tenn. (Tennessee)	24-21	6.7	5.4	0.6
12	JJ Traynor	F	6-8	190	Sr.-3L	Bardstown, Ky. (Bardstown HS)	32-15	6.9	3.8	0.6
15	Hercy Miller	G	603	175	Jr.-1L	Los Angeles, Calif. (Tennessee State)	27-0	1.8	1.1	0.7
23	Zan Payne	G/F	6-5	230	6th-1L	Lexington, Ky. (Kentucky)	23-0	0.2	0.6	0.0
33	Aidan McCool	G	6-3	170	Sr.-1L	Charleston, S.C. (Maryland)	3-0	0.0	0.3	0.0
34	Emmanuel Okorafor*	F/C	6-9	220	So.-1L	Abia, Nigeria (NBA Academy Africa)	5-0	4.4	4.2	0.4

Louisville returns seven letterwinners to the roster, including five Cardinals who played 23 games or more, and three who started 15 games or more. *Emmanuel Okorafor joined the Cardinals midway through the 2022-23 season and only played in five contests before suffering an injury.

Newcomers (8)

No.	Name	Pos.	Ht.	Wt.	Yr.-Exp	Hometown (Previous School)	PPG	RPG	Other
1	Curtis Williams	G/F	6-5	205	Fr.-HS	Detroit, Mich. (Brother Rice HS)	16.2	6.5	2.7 apg
3	Koron Davis	G	6-6	185	Jr.-TR	Gary, Ind. (Los Angeles Southwest CC)	23.8	6.7	1.4 spg
4	Ty-Laur Johnson	G	6-0	160	Fr.-HS	Brooklyn, N.Y. (Our Saviour Lutheran School)	18.4	4.8	5.7 apg
10	Kaleb Glenn	F	6-6	205	Fr.-HS	Louisville, Ky. (La Lumiere School)	15.2	9.1	54% FG
11	Dennis Evans	C	7-1	215	Fr.-HS	Riverside, Calif. (Hillcrest HS)	14.7	10.6	5.9 bpg
13	Danilo Jovanovich**	F	6-8	220	So.-TR	Milwaukee, Wis. (Miami)	0.0	0.0	
22	Tre White	G	6-7	205	So.-TR	Dallas, Texas (USC)	9.0	5.1	1.0 apg
55	Skyy Clark	G	6-3	205	So.-TR	Los Angeles, Calif. (Illinois)	7.0	3.7	2.1 apg

Louisville's newcomers include three Division I transfers, one junior college transfer and four high school prospects, making for the sixth-best recruiting class, according to 247 Sports. **Danilo Jovanovich only appeared in one game for Miami due to injury.

Departed (8)

No.	Name	Pos.	Ht.	Wt.	Yr.	Hometown (Previous School)	GP-GS	PPG	RPG	APG
0	Devin Ree	F	6-8	180	Fr.	Jackson, Miss. (Oak Hill Academy/Va.)	16-0	0.9	0.6	0.0
3	El Ellis	G	6-3	180	Sr.	Durham, N.C. (Tallahassee Community College)	32-32	17.7	2.6	4.4
4	Roosevelt Wheeler	F/C	6-11	240	So.	Richmond, Va. (John Marshall HS)	25-0	1.2	2.0	0.1
11	Fabio Basili	G	6-4	175	Fr.	Orlando, Fla. (Oak Ridge HS)	17-0	1.6	1.4	0.6
21	Sydney Curry	F	6-8	270	Sr.	Ft. Wayne, Ind. (John A. Logan College)	32-25	4.9	4.3	0.3
22	Kamari Lands	F	6-8	220	Fr.	Indianapolis, Ind. (Hillcrest Prep/Ariz.)	32-6	5.9	1.9	0.8
24	Jae'Lyn Withers	F	6-9	220	R-Jr.	Charlotte, N.C. (Cleveland (OH) Heights HS)	32-29	8.9	5.3	0.8
30	Ashton Myles-Devore	G	6-1	165	Jr.	Versaille, Ky. (Woodford County HS)	6-0	0.0	0.0	0.0

All eight of Louisville's departed players transferred to another institution: Devin Ree (Louisiana Tech), El Ellis (Arkansas), Roosevelt Wheeler (VCU), Fabio Basili (UT Arlington), Sydney Curry (Grand Canyon), Kamari Lands (Arizona State), Jae'Lyn Withers (North Carolina) and Ashton Myles-Devore (Mary Hardin-Baylor).

Miscellaneous Roster Information

- **Starters Returning (2*):** guard/forward Mike James, forward Brandon Huntley-Hatfield
- **Starters Lost (3):** guard El Ellis, forward Jae'Lyn Withers, forward Sydney Curry
- **Lettermen Returning: 7** (listed above)
- **Lettermen Lost: 8** (listed above)
- **Newcomers: 8** (listed above; four transfers, four high school products).
- **Seniors/Graduates (3):** Zan Payne is a sixth-year senior; JJ Traynor and Aidan McCool are seniors with one year of eligibility remaining
- **Juniors (3):** Koron Davis, Brandon-Huntley-Hatfield, Hercy Miller
- **Sophomores (5):** Mike James, Danilo Jovanovich, Tre White, Emmanuel Okorafor, Skyy Clark
- **Freshmen (4):** Curtis Williams, Ty-Laur Johnson, Kaleb Glenn, Dennis Evans
- **Players By State: California (3)** - Hercy Miller, Skyy Clark, Dennis Evans

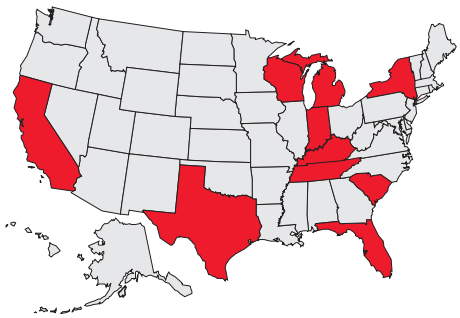

Florida (1) - Mike James
Indiana (1) - Koron Davis
Kentucky (3) - Kaleb Glenn, Zan Payne, JJ Traynor
Michigan (1) - Curtis Williams
New York (1) - Ty-Laur Johsnon
South Carolina (1) - Aidan McCool
Tennessee (1) - Brandon Huntley-Hatfield
Texas (1) - Tre White
Wisconsin (1) - Danilo Jovanovich

- **Tallest Player:** Dennis Evans, 7-1
- **Shortest Player:** Ty-Laur Johnson, 6-0
- **Heaviest:** Brandon Huntley-Hatfield, 240 pounds
- **Lightest:** Ty-Laur Johnson, 160 pounds
- **Oldest:** Zan Payne, 23 (born March 23, 2000)
- **Youngest:** Curtis Williams, 18 (born November 25, 2004)

*Louisville returns three players who started at least 15 games.

Percentage of Returning Players

By Statistics

779 of 2,046 points	38%
497 of 1,031 rebounds	48%
84 of 299 assists	28%
2,777 of 6,400 minutes	43%

All-Time Player Numbers

0
Devin Ree (2022-23)
Noah Locke (2021-22)
Lamar "Fresh" Kimble (2019-20)
Akoy Agau (2018-19)
V.J. King (2016-18)
Damion Lee (2015-16)
Terry Rozier (2013-15)
George Goode (2009-11)
Joshua Tinch (2002-04)
Stuart Miller (2006-08)

00
Rashad Brooks (1999-2001)
Robbie Valentine (1982-86)

1
Mike James (2022-23)
Carlik Jones (2020-21)
Keith Oddo (2019-20)
Christen Cunningham (2018-19)
Lance Thomas (2017-18)
Tony Hicks (2016-17)
Anton Gill (2013-15)
Angel Nunez (2011-12)
Terrence Williams (2005-09)
Lorrenzo Wade (2004-05)
Kendall Dartez (2002-04)
Mac Wilkinson (2000-01)

2*
Sam Bearden (2020-21)
Darius Perry (2017-20)
Quentin Snider (2014-16)
Russ Smith (2011-14)
Preston Knowles (2007-11)
Ellis Myles (2000-05)

3
El Ellis (2021-23)
Hogan Orbaugh (2020-21)
Jo Griffin (2017-19)
Trey Lewis (2015-16)
Chris Jones (2013-15)
Peyton Siva (2009-13)
Juan Palacios (2004-08)
Bryant Northern (2000-03)
Tony Williams (1996-2000)
Brian Kiser (1992-96)
Keith Williams (1985-90)
Corky Cox (1953-54)

4
Roosevelt Wheeler (2021-23)
Brad Colber (2020-21)
Grant Williams (2019-20)
Khwan Fore (2018-19)
Quentin Snider (2016-18)
Dillon Avare (2014-16)
Rakeem Buckles (2009-12)
David Padgett (2005-08)
Nouha Diakite (2003-04)
Hajj Turner (1998-02)
Jerry Johnson (1996-98)
Tick Rogers (1992-96)
Derwin Webb (1988-89)
Lancaster Gordon (1980-84)
Roscoe Shackelford (1954-55)
Herb Harrah (1953-54)

5
Brandon Huntley-Hatfield (2022-23)
Malik Williams (2017-22)
Matz Stockman (2014-17)
Kevin Ware (2012-14)
Chris Smith (2010-12)
Earl Clark (2006-09)
Taquan Dean (2002-06)
Brandon Bender (2001-02)
Marques Maybin (1997-01)
Alvin Sims (1993-97)
Mike Case (1988-93)
Jerry Eaves (1978-82)
Jerry Moreman (1953-55)

6
Herb Harrah (1954-55)

7
Dick Keffer (1953-55)

8*
Charlie Tyra (1954-55)

9
Phil Rollins (1953-55)

10
Samuell Williamson (2019-22)
Wyatt Battaile (2018-19)
Jaylen Johnson (2014-17)
Gorgui Dieng (2010-13)
Edgar Sosa (2006-10)
Prileu Davis (2002-03)
Cameron Murray (1997-99)
Keith LeGree (1991-93)
Shannon Fraley (1989-91)
Mark McSwain (1984-87)
Ulysses Bridgeman (1972-75)
Larry Carter (1969-72)
Bob Gorius (1965-68)
Larry Holman (1964-65)
Bill Akridge (1962-64)
George Burnette (1958-59)
Gerald DuPont (1957-58)
James Heins (1954-55)

11
Fabio Basili (2022-23)
Mason Faulkner (2021-22)
Quinn Slazinski (2019-21)
Jay Henderson (2015-17)
Luke Hancock (2012-14)
Chris Brickley (2009-10)
Brandon Jenkins (2003-07)
Charlie Taylor (1995-96)
James Brewer (1988-93)
Barry Sumpter (1984-85)
Denny Deeken (1966-69)
Denny Doutaz (1965-66)
Tim Mineard (1964-65)
Joe Reuther (1962-64)
Fred Sawyer (1958-61)
John Varoscak (1957-58)
Cliff York (1953-55)

12
JJ Traynor (2020-23)
Hogan Orbaugh (2019-20)
Jacob Redding (2017-19)
Mangok Mathiang (2013-17)
Zach Price (2011-12)
Reginald Delk (2008-10)
Brad Gianiny (2003-07)
Carlos Hurt (2001-02)
Matt Akridge (1995-98)
Doug Calhoun (1992-94)
Craig Hawley (1986-90)
Kent Jones (1981-85)
Danny Brown (1973-77)
Gordon Minner (1967-68)
Jim Shelton (1965-66)
Ron Hawley (1962-64)
Howard Stacey (1958-61)
Jim Morgan (1954-55)

13
Jarrod West (2021-22)
David Johnson (2019-21)
V.J. King (2018-19)
Ray Spalding (2015-18)
Mark Jackson (2011-12)
Alhaji Mohammed (2001-04)
Quintin Bailey (1998-00)
Hajj Turner (1997-98)
B.J. Flynn (1995-97)
Derwin Webb (1989-93)
Ricky Gallon (1974-78)
Mike Carroll (1973-74)
Richard Shay (1972-73)
Bill Murton (1971-72)
Bud Olsen (1959-62)

14
Dre Davis (2020-22)
Anas Mahmoud (2014-18)
Logan Baumann (2012-13)
Kyle Kuric (2008-12)
David Smith (1974-78)
Butch Beard (1966-69)
Wade Houston (1963-65)
Jadie Frazier (1960-63)
Harold Andrews (1956-59)
Harold Pike (1955-57)
William Powell (1950-54)

15
Hercy Miller (2022-23)
Drew Schultz (2020-22)
Tyler Sharpe (2016-17)
Trent Gilbert (2014-15)
Tim Henderson (2010-14)
Samardo Samuels (2009-10)
Perrin Johnson (2003-07)
Simeon Naydenov (2000-03)
Travis Best (1997-99)
Micah Layston (1995-96)
Todd Howard (1989-91)
Shannon Fraley (1987-89)
Kevin Walls (1984-87)
Greg Deuser (1977-82)
Wayne Cosby (1974-76)
Bill Butler (1972-74)
Jim Price (1969-72)
Jim Shelton (1967-68)
Bill Windchy (1964-65)
Sam Smith (1963-64)
Jon Stripling (1960-63)
Harley Andrews (1958-60)
Jim Heeren (1957-59)
John Prudhoe (1951-55)

20
Sam Bearden (2021-22)
Josh Nickelberry (2019-21)
Wayne Blackshear (2012-14)
Will Scott (2006-08)
Titus Kennebrew (1998-99)
Paul Yaden (1996-98)
Jimmy King (1992-96)
Kip Stone (1990-92)
Milt Wagner (1981-86)
Jim Ellis (1977-78)
Allen Murphy (1972-75)
Larry Loehle (1971-72)
Mike Grosso (1967-70)
Dave Gilbert (1964-67)
Bobby Doutaz (1963-64)
Dick Peloff (1960-62)
Roger Tieman (1957-59)

21
Sydney Curry (2021-23)
Charles Minlend (2020-21)
Shaqquan Aaron (2014-15)
Chane Behanan (2012-13)
Jared Swopshire (2008-10, '11-12)
Chris Current (2003-07)
Marvin Stone (2002-03)
Nate Johnson (1996-00)
Robby Wine (1992-96)
Greg Minor (1991-92)
Kenny Payne (1985-89)
Scooter McCray (1978-83)
Tim Cooper (1972-73)
Terry Howard (1971-72)
Greg Neely (1968-71)
Ellis Bryant (1965-68)
Eddie Creamer (1962-65)
Jerry Armstrong (1960-61)
Alex Mantel (1957-59)
Harry Hinton (1953-54)

22
Kamari Lands (2022-23)
Aidan Igiehon (2019-21)
Deng Adel (2015-18)
Akoy Agau (2013-15)
Jordan Bond (2012-13)
Elisha Justice (2010-12)
George Goode (2008-09)
Chad Millard (2005-06)
Reece Gaines (1999-03)
Rodney McCray (1979-83)
Charlie Mitchell (1975-76)
Tony Kinnaird (1973-75)
Joe Meiman (1970-73)
Nathan Shields (1969-70)
John Studer (1968-69)
Steve King (1967-68)
Joe Liedtke (1965-67)
Dennis Clifford (1962-65)
John Turner (1958-61)

23
Zan Payne (2022-23)
Gabe Wiznitzer (2020-22)
Steven Enoch (2018-20)
David Levitch (2013-17)
Kevin Ware (2011-12)
Terrence Jennings (2008-11)
Bryan Harvey (2005-06)
Coric Riggs (2002-03)
Eric Johnson (1994-99)
Greg Minor (1992-94)
LaBradford Smith (1987-91)
Chris West (1982-87)
Tony Branch (1976-80)
Terry Howard (1972-75)
Tim Cooper (1971-72)
John Studer (1969-71)
Marv Selvy (1966-69)
Ron Rooks (1962-64)
Ron Rubenstein (1959-61)
John Froning (1957-58)

24
Jae'Lyn Withers (2020-23)
Dwayne Sutton (2017-20)
Montrezl Harrell (2012-15)
Chane Behanan (2011-12)
Russ Smith (2010-11)
Samardo Samuels (2008-09)
Luke Whitehead (2000-04)
Caleb Gervin (1999-00)
Craig Farmer (1994-98)
Troy Smith (1989-93)
Will Olliges (1983-88)
Daryl Cleveland (1977-81)
Stanley Bunton (1973-77)
Larry Loehle (1972-73)
Paul Pry (1969-72)
Gary Holland (1966-69)
Eddie Whitehead (1963-66)
Don Goldstein (1957-59)

25
Wayne Blackshear (2011-12, '14-15)
Zach Price (2012-13)
Lee Steiden (2007-09)
Jeff McKinley (1996-00)
Jason Osborne (1993-96)
David Robinson (1985-89)
James Jeter (1981-85)
Steve Clark (1980-81)
Bobby Turner (1976-79)
Jeff Wayne (1973-75)
Ron Stallings (1969-72)
Chas Nalevanko (1968-69)
Fred Holden (1965-68)
John Reuther (1962-65)
Jack Ray (1960-61)
Bill Geiling (1957-59)

30
Ashton Myles-Devore (2020-23)
Ryan McMahon (2016-20)
Jonathan Huffman (2005-07)
Nate Daniels (2003-04)
Damion Dantzler (1996-98)
Cornelius Holden (1988-92)
Manuel Forrest (1981-85)
Bob Albertson (1977-79)
Phillip Bond (1974-77)
Rick Miles (1972-73)
Alan Vilcheck (1969-72)
Paul Callahan (1967-68)
Ken Butters (1965-67)
Tommy Finnegan (1963-65)
Joe Kitchen (1957-59)

31*
Wes Unseld (1965-68)
Joe Liedtke (1964-65)
Andy White (1962-64)
Gerry Watkins (1958-61)
Bruce Galbraith (1957-58)

32
Chinanu Onuaku (2014-16)
Derrick Caracter (2006-08)
Francisco Garcia (2002-05)
DeJuan Wheat (1993-97)
Jerome Harmon (1988-90)
Bill Harmon (1973-77)
Louis Simmons (1972-73)
Henry Bacon (1969-72)
Jerry King (1966-69)
Bobby Marin (1965-66)
Jerry Bergdoll (1964-65)
Dave Hall (1962-64)
Buddy Leathers (1958-61)
Mickey Kelly (1957-58)

33
Aidan McCool (2022-23)
Matt Cross (2021-22)
Jordan Nwora (2017-20)
Mike Marra (2009-12)
Andre McGee (2005-09)
Erik Brown (2000-03)
Dion Edward (1998-00)
Beau Zach Smith (1993-97)
Jason McClendon (1989-92)
Avery Marshall (1985-88)
Charles Jones (1980-84)
Tony Kinnaird (1975-79)
Bill Bunton (1972-75)
Wayne Cosby (1973-74)
Rick Miles (1970-72)
William Hall (1969-70)
Nat Shields (1968-69)
Gordon Minner (1966-67)

34
Emmanuel Okorafor (2022-23)
Jerry Smith (2006-10)
Larry O'Bannon (2001-05)
Kevin Smiley (1998-00)
Everick Sullivan (1988-92)
Mike Abram (1984-88)
Roger Burkman (1977-81)
Jim Shelton (1966-67)

35*
Darrell Griffith (1976-80)
Paul Callahan (1968-69)

40
Matt Simons (1993-95)
Barry Sumpter (1983-85)
Marty Pulliam (1977-82)
Curt Gilstrap (1975-76)
Ike Whitfield (1973-75)
Greg Thomas (1972-73)
Mike Lawhon (1969-72)

41
Herbert Crook (1984-88)
Wiley Brown (1978-82)
Wesley Cox (1973-77)

42*
Pervis Ellison (1986-89)
Jeff Hall (1982-86)
Rick Wilson (1974-78)
Phillip Bond (1973-74)
David Harris (1972-73)
Ron Thomas (1970-71)
Joseph Sigur (1969-70)

43
Terrance Farley (2004-08)
Brian Hopgood (1991-93)
Pervis Ellison (1985-86)
Derek Smith (1978-82)

44
Stephen Van Treese (2009-14)
Brian Johnson (2005-06)
Alex Sanders (1995-99)
Clifford Rozier (1992-94)
Tremaine Wingfield (1990-92)
Tony Kimbro (1985-90)
Poncho Wright (1979-82)
Larry Williams (1975-79)

45
Brad Colbert (2021-22)
Donovan Mitchell (2015-17)
Muhammed Lasege (2000-01)
Danny Mitchell (1981-85)

50
Damion Dantzler (1994-96)
Dwayne Morton (1991-94)
Felton Spencer (1986-90)

51
Tobiah Hopper (1998-00)
Jim Protenic (1972-74)
Ken Bradley (1970-72)
Bill Perkins (1969-70)

52
Otis George (2001-05)
Samaki Walker (1994-96)
Mark McSwain (1983-84)
Ken Bradley (1972-73)
Jim Protenic (1971-72)
Bill Perkins (1968-69)

53
Troy Jackson (1997-98)

55
Joseph N'Sima (2000-02)
Billy Thompson (1982-86)
Larry Ball (1968-69)

Note: list is since 1953. * Retired number



ZAN PAYNE

Guard/Forward | 6-5 | 6th-1L | Lexington, Ky. (University of Kentucky)

#23 Zan Payne

Graduate Senior Year in 2022-23
- Made 23 total appearances, tallying five points and 14 rebounds
- Scored three points against Texas Tech on Nov. 22 with a basket and a free throw
- Grabbed three rebounds in a career-high nine minutes at Pitt on Feb. 7

Before Louisville
- Transfer from the University of Kentucky, where he was a member of the team for the last four seasons.
- The son of UofL head coach Kenny Payne, Zan earned an undergraduate degree in communication at Kentucky in August of 2021 and was pursuing an undergraduate certificate in business and economics when he transferred to UofL.
- A three-time member of the Southeastern Conference Winter Academic Honor Roll, Payne played three seasons and 11 career games with the Wildcats (2019-22) after redshirting his freshman year of 2018-19 while recovering from a knee injury he suffered late in his high school career.
- As a redshirt junior in 2021-22, Payne saw action in nine games, totaling eight points, two rebounds and a steal while connecting on a perfect 4-for-4 from the free-throw line. He scored a career-high-tying four points and added a steal against Mount St. Mary's.
- Member of the Southeastern Conference Winter Academic Honor Roll as a redshirt sophomore when he appeared in two games in 2020-21. He scored his first career points and added two rebounds in three minutes of action in the regular-season finale vs. South Carolina. He did not play as redshirt freshman, beginning to practice with the team in January 2020 after he had continued to rehab from a high school knee injury.
- Had a successful high school career at Lexington (Ky.) Catholic High School, where he averaged 19.3 points and 8.7 rebounds as a senior before a knee injury in February prematurely ended his high school career. He was a three-year starter and scored 1,282 points, ranking 14th in school history. He also collected 934 career rebounds to finish as Lexington Catholic's fourth all-time rebounder.

Personal
- Born March 23, 2000… Son of Michelle and Kenny Payne … Has one sibling: Alexis … Pursuing a post baccalaureate as a graduate.
- Personal goal at UofL is to "become a better player, be a good teammate and show people I belong."
- Chose to attend UofL because "it's a great school to become a better person, learn, grow for life and be put around great people."
- The best thing about being a Cardinal to him is "being around a great group of coaches and teammates."
- Enjoys playing video games in his spare time.
- Few people know this, but he loves to go to the movies.
- The basketball player he most admires is LeBron James.
- If you walked into his dorm room, the first thing you would notice is his shoes.
- Best athlete he's ever faced is PJ Washington.
- He'd most like to meet Steph Curry.
- When he played basketball as a kid, he always pretended he was LeBron James.
- His father had the greatest influence on his basketball career.
- He's most proud of graduating college and getting his degree.
- He wears the No. 23 because he was born on the 23rd of March.





Favorites
NBA team: Los Angeles Lakers
Athlete, other than basketball: Tom Brady
Movie: Avengers
Actor: Denzel Washington
TV Show: Outer Banks
Website: YouTube
Class at UofL: Computer Information Systems
Comedian: Kevin Hart
Musical Artist: Lil Tecca
Food: Chipotle
Midnight Snack: Fruit snacks
Vacation spot: Hawaii
X Follow:: @Ballislife
Instagram follow: @espn

alexander.payne23 | young_payne2321

Payne Career Highs

Points	4, UK vs. Mount St. Mary's (11/16/21)
Rebounds	3, UofL at Pittsburgh (2/7/23)
Assists	1, UofL at Florida State (12/10/22)
Blocks	N/A
Steals	1 vs. Mount St. Mary's (11/16/21)
FGM	1, 5 times, last UofL vs. North Carolina (1/14/23)
FGA	2, 2 times, last vs. WKU (12/22/21)
3FGM	N/A
3FGA	1, 6 times, last UofL at Clemson (1/11/23)
FT	2, 2 times, last vs. Tennessee (1/15/22)
FTA	2, 3 times, last UofL vs. Texas Tech (11/22/22)

Payne Career Statistics at Kentucky/Louisville

Year	GP	GS	Min	Avg	FG	FGA	Pct	3FG	3FGA	Pct	FT	FTA	Pct	OReb	DReb	Reb	Avg	PF	FO	Ast	TO	Blk	Stl	Pts	Avg
At Kentucky																									
2018-19	DNP (knee injury)																								
2019-20	DNP (knee injury)																								
2020-21	2	0	4	2.0	1	2	.500	0	0	.000	0	0	.000	1	1	2	1.0	0	0	0	0	0	0	2	1.0
2021-22	9	0	12	1.3	2	6	.333	0	3	.000	4	4	1.000	0	2	2	0.2	1	0	0	1	0	1	8	0.9
At Louisville																									
2022-23	23	0	80	3.5	2	8	.250	0	3	.000	1	2	.500	7	7	14	0.6	10	0	1	1	0	0	5	0.2
Total	**34**	**0**	**97**	**2.9**	**5**	**16**	**.313**	**0**	**6**	**.000**	**5**	**6**	**.833**	**8**	**10**	**18**	**0.5**	**11**	**0**	**1**	**2**	**0**	**1**	**15**	**0.4**



AIDAN McCOOL

Guard | 6-3 | Sr.-1L | Charleston, S.C. (University of Maryland)

#33 Aidan McCool

Junior Year in 2022-23
- Appeared in three total games, tallying four total minutes and one rebound
- Missed nearly all of conference play with an arm injury

Before Louisville
- Transfer guard who has been a member of the University of Maryland men's basketball team the last two seasons.
- While studying kinesiology at Maryland, McCool earned 2022 Academic All-Big Ten honors for achieving a cumulative grade-point average of 3.0 or higher. He saw action in five games over his two years with the Terrapins, playing a career-best five minutes against Iowa as a sophomore while contributing two points and an assist. He scored his first collegiate points on a pair of free throws against Wingate as a freshman.
- Before his stint at Maryland where he played under current UofL associate head coach Danny Manning, McCool averaged 14.7 points, 5.7 rebounds and 2.1 assists as a senior in helping Bishop England High School in Charleston, S.C. achieve a 26-3 record and the Region-AAA championship. Bishop England won its first 20 games of the 2019-20 season.
- McCool earned all-region and The Post and Courier All-Lowcountry accolades his three varsity high school seasons. He scored 1,052 career points in his three seasons at Bishop England while connecting on 35.5 percent of his three-point attempts (152-of-428).

Personal
- Born Sept. 5, 2001 … Son of Deirdre and Chris McCool … Has one sibling: Abby … Major is exercise science.
- His father and uncle swam collegiately at Kansas and Columbia, respectively, and he has multiple cousins who've played college volleyball.
- Personal goal at UofL is to maintain a high GPA and possibly get his master's degree.
- Chose to attend UofL because of "the coaching staff and the great program."
- Enjoys movies and TV shows in his spare time.
- The basketball player he most admires is Jimmy Butler.
- Best moment of his athletic career was his team being called on Selection Sunday his freshman year.
- If you walked into his dorm room, the first thing you would notice is his 70-inch TV.
- Thinks Matt Damon would play him if a movie was made about his life.
- The best basketball advice anyone ever gave him was "just hustle and everything will work out."
- Best athlete he's ever faced is Aaron Nesmith.
- He'd most like to meet Charles Barkley.
- His father had the greatest influence on his basketball career.
- He's most proud of "being a walk-on at an elite program."
- He wears the No. 33 because his sister chose it for him when he asked for number ideas.





Favorites
NBA team: Philadelphia 76ers
Athlete, other than basketball: Roger Federer
Movie: Saving Private Ryan
Actor: Tom Hanks
TV Show: Breaking Bad, Game of Thrones
Website: YouTube
Class at UofL: Biomechanics
Comedian: Jason Sudeikis
Musical Artist: Elvis
Food: Pasta
Midnight Snack: Cheez-its
Vacation spot: Switzerland
Instagram follow: @bleacherreport

aidanmccool12

McCool Career Highs

Points	2, 2 times, last Maryland vs. Iowa (2/10/22)
Reb.	1, 2 times, last UofL at Florida State (12/10/22)
Asst.	1, Maryland vs. Iowa (2/10/22)
Blocks	N/A
Steals	N/A
FGM	N/A
FGA	N/A
3FGM	N/A
3FGA	NA
FT	2, 2 times, last Maryland vs. Iowa (2/10/22)
FTA	2, 2 times, last Maryland vs. Iowa (2/10/22)

McCool Career Statistics at Maryland/Louisville

Year	GP	GS	Min	Avg	FG	FGA	Pct	3FG	3FGA	Pct	FT	FTA	Pct	OReb	DReb	Reb	Avg	PF	FO	Ast	TO	Blk	Stl	Pts	Avg
At Maryland																									
2020-21	2	0	3	1.5	0	0	.000	0	0	.000	2	2	1.000	0	0	0	0.0	1	0	1	0	0	0	2	1.0
2021-22	3	0	5	1.7	0	0	.000	0	0	.000	2	2	1.000	0	1	1	0.3	0	0	1	0	0	0	2	0.7
At Louisville																									
2022-23	3	0	4	1.2	0	0	.000	0	0	.000	0	0	.000	0	1	1	0.3	0	0	0	0	0	0	0	0.0
Total	**8**	**0**	**13**	**1.6**	**0**	**0**	**.000**	**0**	**0**	**.000**	**4**	**4**	**1.000**	**0**	**2**	**2**	**0.3**	**1**	**0**	**2**	**0**	**0**	**0**	**4**	**0.5**

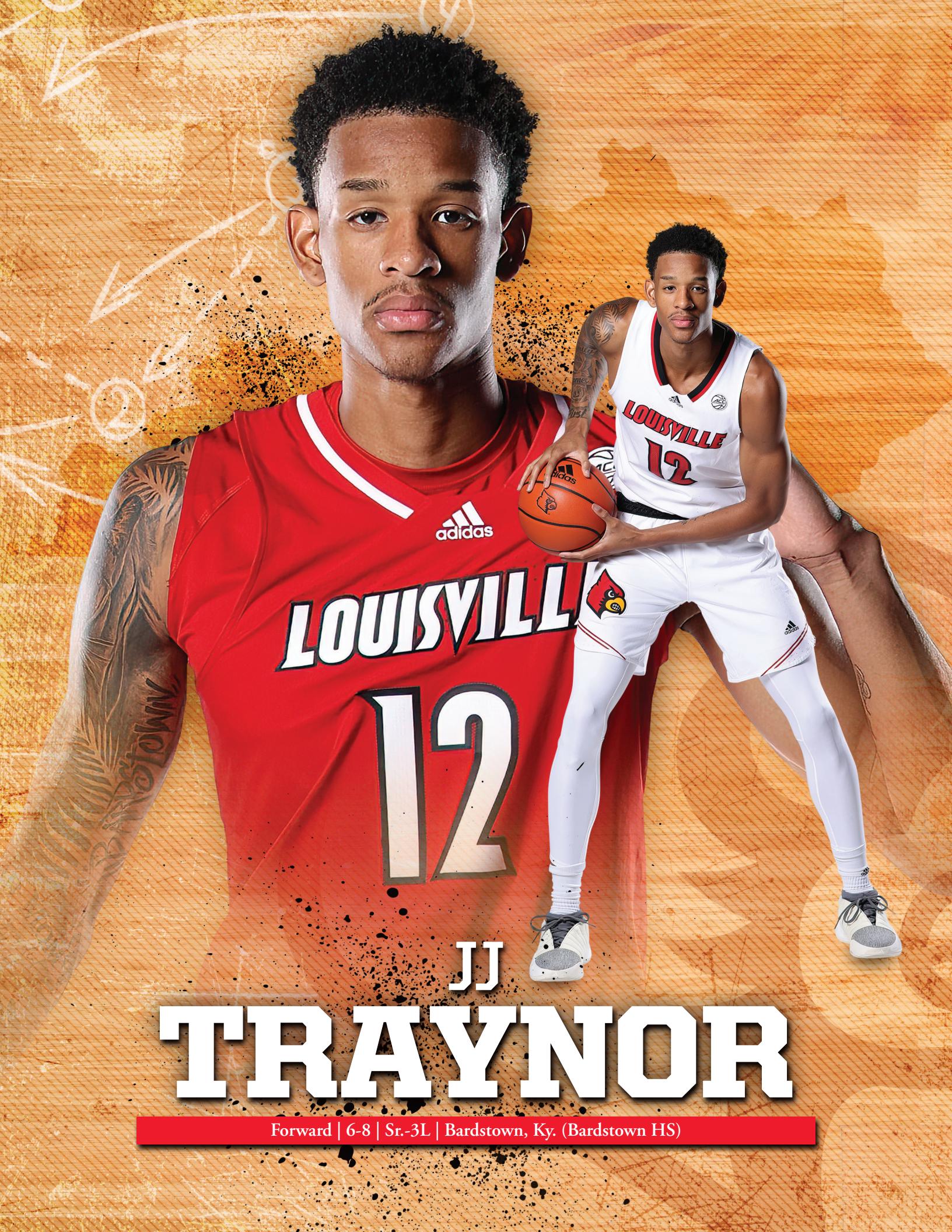

JJ TRAYNOR

Forward | 6-8 | Sr.-3L | Bardstown, Ky. (Bardstown HS)

#12 JJ Traynor

Junior Year in 2022-23
- Appeared in all 32 games and made 16 starts, including the final 12 games of the season
- Averaged 6.9 points and 3.8 rebounds per game, shooting 47.4% from the field
- Received one vote for ACC Most Improved Player
- Averaged 11.4 points and 6.0 rebounds over the last seven games of the season while shooting 50% from 3-point range
- Tied career high at Duke with 16 points on Feb. 20 and made career-high 4 of 5 shots from 3
- Set career highs with 16 points, nine rebounds, four blocks and 34 minutes vs. Clemson on Feb. 18
- More three-plus times as many 3s in his junior season (23) as he did in his first two seasons combined (7)
- Scored 10 points in 33 minutes in his first start of the season against Cincinnati on Nov. 23

Sophomore Year in 2021-22
- Played in 10 games his sophomore season, seeing action in seven of the last nine games.
- Made his first career start against Miami on Feb. 16 and contributed two points and a career-best seven rebounds.
- Contributed a season-high five points in eight minutes against Notre Dame, his first action since Dec. 14.
- Buried a three-pointer in his five minutes on the court against Southeastern Louisiana.

Freshman Year in 2020-21
- Was productive off the bench as a freshman, averaging 3.9 points, 2.0 rebounds in 13 minutes per game. He had five points and a steal in 16 minutes against Duke in the ACC Tournament.
- Swatted a team-high 11 blocked shots.
- Connected on 49.1 percent of his field goals for the season, including 5-of-10 three-pointers, while slamming six dunks.
- Blocked a season-best three shots twice, at Pittsburgh and at Wake Forest.
- Contributed six points, five rebounds and a season-high matching three blocked shots at Pitt in 14 minutes off the bench.
- Scored a season-best 11 points on a perfect 5-of-5 shooting with five rebounds in his collegiate debut vs. Evansville. His three dunks in the game tied the Louisville record for most dunks in a freshman debut.
- Scored eight points at Wisconsin, connecting on a season-high 2-of-4 three-pointers.

High School
- Averaged 20.2 points, 11.2 rebounds -- 11th in the state -- and 3.6 blocks as a senior in 2019-20 for Bardstown that achieved a 25-9 mark and reached the regional finals. Traynor connected on 51.9 percent of his field goal attempts, including 33 percent from 3-point range, and produced 22 double-doubles.
- First team 2020 All-State selection by the Courier-Journal, receiving the second-highest voting total for the distinction. He was selected as the Maxpreps Kentucky Player of the Year.



- Honored as the Co-Fifth Region Player of the Year by the Kentucky Association of Basketball Coaches. He totaled 30 points, 14 rebounds, six blocked shots, three assists and two steals in the 5th Region semifinals against John Hardin.
- He scored 1,159 points and pulled down a school-record 806 rebounds in his high school career at Bardstown.
- Traynor, who has a 7-2 wingspan, was ranked No. 79 nationally by 247Sports.com, No. 88 by Rivals.com and No. 96 in the ESPN100. He was the No. 14 rated power forward in the nation in the 247Sports composite rankings and was the only Kentucky basketball player ranked among the nation's top 100 players.
- Selected as a member of the 2020 Kentucky All-Stars, although the two games against the Indiana All-Stars were cancelled due to COVID-19.
- Averaged 11.2 points and 8.6 rebounds in 2018-19 for Bardstown (15-16), which won its sixth straight 19th District championship before falling in the 5th Region quarterfinals.
- The versatile Traynor participated in the Kentucky-Indiana Junior All-Star game in Jeffersonville, Ind. on June 3, scoring 13 points for Kentucky. He had eight points and nine rebounds in a Kentucky win on June 2 in Louisville.
- Traynor's father Jason Osborne played two years at UofL (1993-95) and was a McDonald's All-American at Louisville Male High School, where he was Kentucky's Mr. Basketball in 1993. JJ slept in his dad's practice jersey as a child.
- Cincinnati, Missouri and DePaul were among the schools Traynor considered before choosing to sign with the Cardinals.

Personal
- Born May 3, 2002 ... Son of Toya Goodwin and Jason Osborne ... Has two older brothers (Stephan Traynor, William Hires) and one older sister (Brooke Osborne) ... Major is sport administration.
- Personal goals at UofL are to "win a national championship and get my degree."
- Best moment of his athletic career to date was "signing to play at the University of Louisville."
- Enjoys playing video games and hanging with friends in his spare time.
- Chose to attend UofL because "it was my dream school."
- Best basketball advice given to him was to play hard every game.
- Most proud of "being in the position I am today."
- His mother and Dion Lee, his Louisville Legends AAU coach, has had the greatest influence on his athletic career.
- Feels Will Smith would be the best actor to play him in a movie.
- Few people know that "I didn't play basketball in the eighth grade."
- If you walked into his dorm room, the first thing you would notice is his pictures hanging.
- When playing basketball as a kid, he pretended he was Kevin Durant.
- Best athlete he ever faced was Rajon Rondo.
- Would most like to meet LeBron James.

Favorites
Basketball Player: LeBron James
NBA Team: Los Angeles Lakers
Athlete, other than a basketball player: Lamar Jackson
Movie: Kill Bill
TV Shows: Martin, Dragon Ball Z
Actor: Liam Neeson
Website: YouTube
Comedian: Kevin Hart
Musical Group/Singer: G Herbo
TV Sports Personality: Stephen A. Smith
Instagram Follow: @sidelinesources
X Follow:: @SupremeDreams_1
Foods: Chicken wings
Midnight Snack: Cereal
Vacation spot: Cruise

jjtraynor_ | JJTraynor20

Traynor Career Highs

Points	16, 2 times, last at Duke (2/20/23)
Reb.	9, vs. Clemson (2/18/23)
Asst.	3, at Miami (2/11/23)
Blocks	4, vs. Clemson (2/18/23)
Steals	3, vs. WKU (12/14/22)
FGM	6, 2 times, last at Duke (2/20/23)
FGA	10, 3 times last vs. Boston College (3/7/23)
3FGM	4, at Duke (2/20/23)
3FGA	5, 2 times, last at Duke (2/20/23)
FT	4, vs Clemson (2/18/23)
FTA	4, 6 times, last vs. Boston College (3/7/23)

Traynor Career Statistics

Year	GP	GS	Min	Avg	FG	FGA	Pct	3FG	3FGA	Pct	FT	FTA	Pct	OReb	DReb	Reb	Avg	PF	FO	Ast	TO	Blk	Stl	Pts	Avg
2020-21	20	0	262	13.1	27	55	.491	5	10	.500	19	29	.655	14	26	40	2.0	23	1	1	8	11	2	78	3.9
2021-22	10	1	82	8.2	7	18	.389	2	6	.333	0	0	.000	6	8	14	1.4	11	0	1	5	1	2	16	1.6
2022-23	32	15	818	25.6	91	192	.474	23	73	.315	16	22	.727	40	81	121	3.8	47	1	20	32	16	13	221	6.9
Total	**62**	**16**	**1162**	**18.7**	**125**	**265**	**.472**	**30**	**89**	**.337**	**35**	**51**	**.686**	**60**	**115**	**175**	**2.8**	**81**	**2**	**22**	**45**	**28**	**17**	**315**	**5.1**

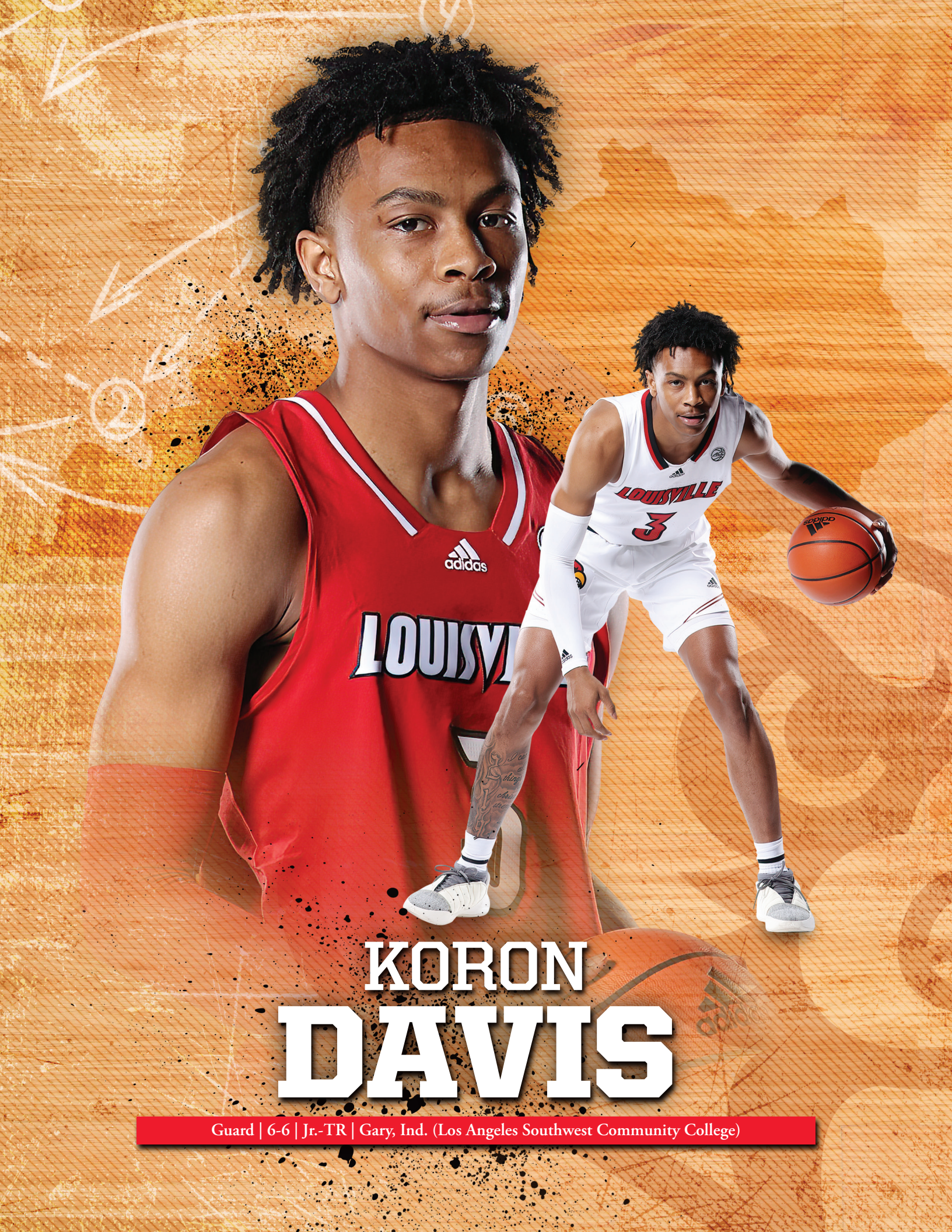

KORON DAVIS

Guard | 6-6 | Jr.-TR | Gary, Ind. (Los Angeles Southwest Community College)

#3 Koron Davis



- The best basketball advice anyone ever gave him was "the struggle now is better than the regret later."
- The reason he wears No. 3 is because his childhood best friend, Tyree Riley, died in 2021 due to gun violence and wore the number in high school.

Favorites:
NBA team: Los Angeles Lakers
Athlete, other than basketball: Gervonta Davis
Actor: Will Smith
App: Instagram
Movie: Love and Basketball
Book: Mamba Mentality
UofL Class: Race and Sports
TV Show: Money Heist
Comedian: Kevin Hart
Musical Artists: G Herbo and Skilla Baby
Food: Nachos
Midnight Snack: Fruit snacks
Vacation Spot: Florida

is0.kd | korondavis



Before Louisville
- Averaged 23.8 points, 6.7 rebounds, 3.2 assists and 1.4 steals as a sophomore at Los Angeles Southwest; shot 48% from the field, 33% from 3-point range and made 187 of 230 free throws (81%)
- Finished season ranked third in the California Community College Athletic Association in points per game; named All-State by CCCAA
- Averaged 15.7 points and 6.6 rebounds per game as freshman at Paris (Texas) Community College; received Second-Team All-Region honors
- High school standout at Bowman Academy in Indiana and earned multiple all-state honors

Personal:
- Born Nov. 12, 2001… Son of Laketha Lowe… Major is sport administration.
- His cousin Popeye Williams is a sophomore defensive lineman on the UofL football team.
- Was childhood friends with former UofL women's basketball star and current WBNA pro Dana Evans, who is also from Gary, Ind. Evans' father was Davis' first basketball coach.
- Personal goal at UofL is to graduate.
- Chose to attend UofL because "they have a lot of great fans" and because of his connections to Dana Evans and Popeye Williams.
- Enjoys listening to music and playing games in his spare time.
- The basketball player he most admires is LeBron James.
- If you walked into his dorm room, the first thing you would notice is it's lit up with LED lights.
- He'd most like to meet Lil Durk.
- He thinks Allen Iverson would play him in a movie about his life.
- When he played basketball as a kid, he always pretended he was LeBron James.
- The best athlete he ever faced was Blake Wesley.
- His brothers had the greatest influence on his basketball career, because he's trying to make a better life for them.
- The best moment of his athletic career so far was playing the No. 2 team in California JUCO and winning with 42 points and 10 rebounds.
- The thing he's most proud of is being able to play high-major Division I basketball.

Davis Career Statistics at Paris CC/Los Angeles Southwest CC

Year	GP	GS	Min	Avg	FG	FGA	Pct	3FG	3FGA	Pct	FT	FTA	Pct	OReb	DReb	Reb	Avg	PF	FO	Ast	TO	Blk	Stl	Pts	Avg
At Paris Community College																									
2021-22	31	21	930	30.0	203	435	.467	21	80	.263	59	95	.621	55	151	206	6.6	66	0	43	70	1	32	486	15.7
At Los Angeles Southwest Community College																									
2022-23	25	21	694	27.8	187	389	.481	35	106	.330	187	230	.813	46	122	168	6.7	53	1	80	98	9	34	596	23.8

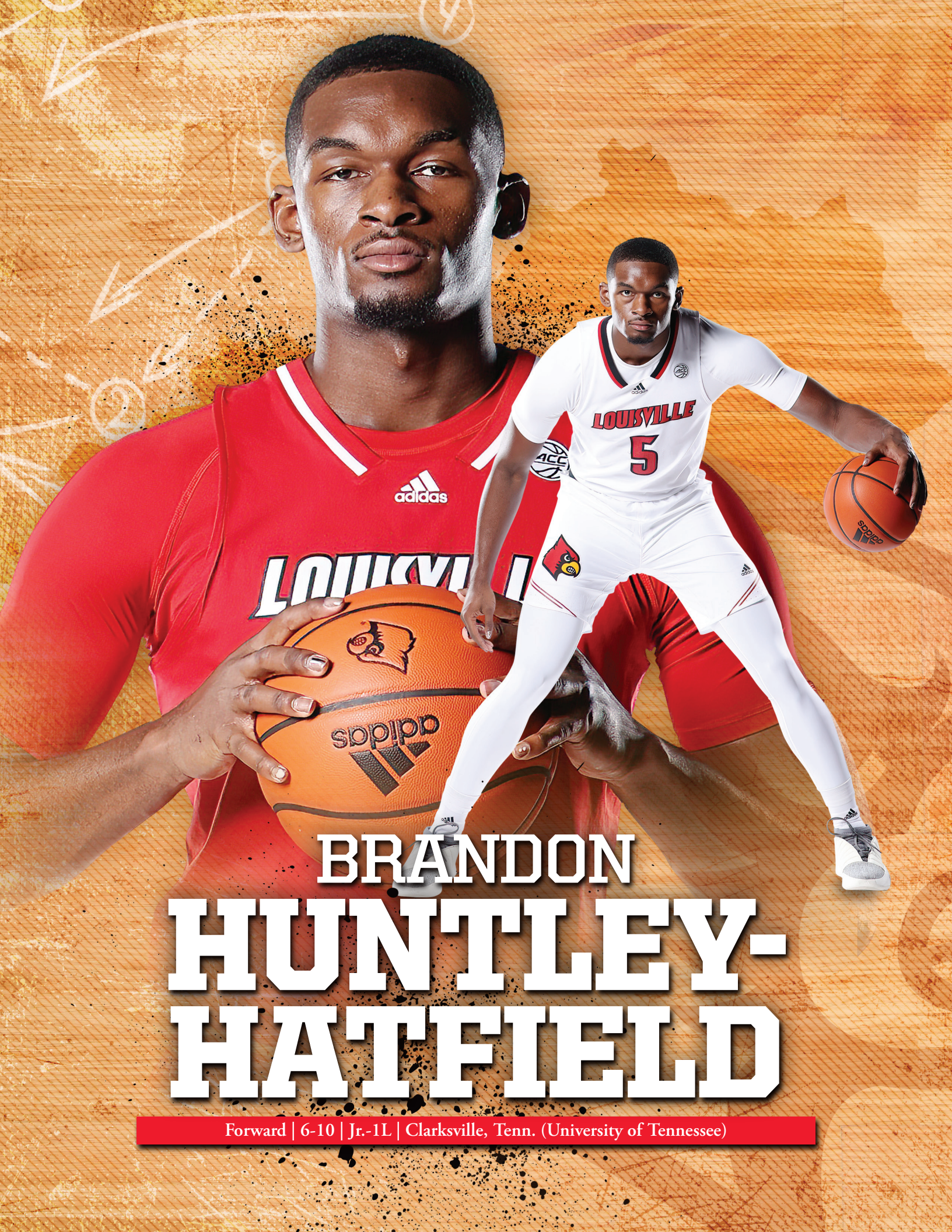

BRANDON HUNTLEY-HATFIELD

Forward | 6-10 | Jr.-1L | Clarksville, Tenn. (University of Tennessee)

#5 Brandon Huntley-Hatfield

Sophomore Year in 2022-23

- Started 21 of 24 games in which he appeared, averaging 6.7 points and a team-high 5.4 rebounds
- Shot 47.2% from the field overall, 75% from the free-throw line and led the team with 18 blocks
- Missed eight games in league play with a foot injury, returning to the lineup against Virginia on Feb. 15
- Recorded his second career double-double with 12 points and career-high 12 rebounds in 38 minutes at NC State on Dec. 22
- Scored career-high 15 points and made 7 of 8 free throws against Cincinnati on Nov. 23
- Recorded first career double-double with 12 points and 10 rebounds vs. App State on Nov. 15

Before Louisville

- Transfer from Tennessee who appeared in all 35 games with 13 starts as a freshman, averaging 3.9 points and 3.0 rebounds while shooting 45.4 percent from the field.
- Scored a season-high 12 points against both UNC Greensboro and Tennessee Tech and pulled down a season-best eight rebounds against Auburn and USC Upstate.
- Played 20 minutes in the Volunteers' victory over third-ranked Auburn, scoring five points and grabbing a career-high-tying eight rebounds. He totaled eight points and six rebounds in 22 minutes during Tennessee's SEC Tournament semifinal win over No. 5 Kentucky.
- Prior to his time at Tennessee and before his reclassification, Huntley-Hatfield was rated by ESPN as the nation's fourth-best overall prospect in the Class of 2022 and was No. 3 by 247sports. Following his reclassification, he was listed at No. 19 on ESPN's Class of 2021 ratings, No. 26 by 247sports and No. 36 by Rivals.com for the 2021 class. Huntley-Hatfield was ranked as the eighth-best player available in the transfer portal by 247Sports.
- A native of Clarksville, Tenn., Huntley-Hatfield attended IMG Academy in Florida for two years before transferring to Scotland Campus Prep in Scotland, Pa., for the 2020-21 season. He played his freshman year at Clarksville Academy where he averaged 11.4 points and 6.0 rebounds.
- After entering the transfer portal, Huntley-Hatfield had narrowed his choices to also include Auburn, Arizona State, SMU and Wake Forest before signing with the Cardinals. He was the first player to publicly commit to UofL under first-year coach Kenny Payne on April 24.

Personal

- Born Aug. 6, 2003 ... Son of Antoinette Huntley and Brian Hatfield ... Has four siblings: Danielle, Zoe, JR and Rogers ... Major is sport administration.
- Personal goal at UofL is to win a national championship.
- Chose to attend UofL because "I trusted KP knew what I wanted, and he devoted himself to helping me rescue my family."
- Enjoys watching Netflix and playing Call of Duty in his spare time.
- God has had the greatest influence on his athletic career.
- Most proud of never giving up.



- Best moment of his athletic career was going to college.
- Best basketball advice given to him is to "fall in love with the process."
- When he played basketball as a kid, he pretended he was Kyrie Irving.
- If you walked into his dorm room, the first thing you would notice is the aroma.
- Best thing about being a Cardinal is competing every day.
- The best athlete he ever faced is Michael Beasley.
- Would most like to meet Odell Beckham Jr., Gervonta Davis and LeBron James.
- Chose No. 5 jersey to start a new chapter and because No. 2 is retired at Louisville.

Favorites

Athlete, Other Than A Basketball Player: Odell Beckham Jr., Gervonta Davis
TV Show: Stranger Things
Class at UofL: English
Comedian: Desi Banks
Musical Artist: Lil Baby, NAV, Future
Instagram Follow: @LouisvilleMBB
Food: Chicken alfredo fettucine
Midnight Snack: Mott's fruit snacks
Vacation spot: Miami

gupaveli | RealGupaveli

Huntley-Hatfield Career Highs

Points	15, UofL vs. Cincinnati (11/23/22)
Reb.	12, UofL at NC State (12/22/22)
Asst.	3, UofL vs. Bellarmine (11/9/22)
Blocks	3, 3 times, last UofL at Georgia Tech (2/25/23)
Steals	4, UofL vs. Texas Tech (11/22/22)
FGM	6, 2 times, last vs. UNCG (12/11/21)
FGA	11, UofL vs. Miami (12/4/22)
3FGM	2, UofL vs. WKU (12/14/22)
3FGA	3, UofL vs. WKU (12/14/22)
FT	7, UofL vs. Cincinnati (11/23/22)
FTA	8, UofL vs. Cincinnati (11/23/22)

Huntley-Hatfield Career Statistics at Tennessee/Louisville

Year	GP	GS	Min	Avg	FG	FGA	Pct	3FG	3FGA	Pct	FT	FTA	Pct	OReb	DReb	Reb	Avg	PF	FO	Ast	TO	Blk	Stl	Pts	Avg
At Tennessee																									
2021-22	35	13	440	12.6	59	129	.457	2	13	.154	16	27	.593	42	61	103	2.9	28	0	11	32	12	12	136	3.9
At Louisville																									
2022-23	24	21	615	25.6	60	127	.472	5	18	.278	36	48	.750	38	91	129	5.4	45	0	15	46	18	15	161	6.7
Total	**59**	**34**	**1054**	**17.9**	**119**	**257**	**.463**	**7**	**31**	**.226**	**52**	**75**	**.693**	**81**	**152**	**233**	**3.9**	**73**	**0**	**26**	**78**	**30**	**27**	**297**	**5.0**



HERCY MILLER

Guard | 6-3 | Jr.-1L | Los Angeles, Calif. (Tennessee State University)

#15 Hercy Miller



Sophomore Year in 2022-23

- Appeared in 27 games, averaging 1.8 points and 1.1 rebounds in 7.4 minutes per outing
- One of two players on the roster with a positive assist-to-turnover ratio
- Scored career-high 10 points with two made 3s at Pitt on Feb. 7
- Added five points and six rebounds in a career-high 25 minutes against App State on Nov. 15

Before Louisville

- Transfer guard who played in six of the first seven games as a freshman at Tennessee State in November 2021 before an injury sent him to the sidelines.
- Totaled seven points and two steals against Fisk on Nov. 16, 2021. He averaged 10.2 minutes in six games at TCU, totaling 12 points and five rebounds.
- Averaged 10.6 points per game as a senior in helping Minnehaha Academy in Minneapolis, Minn., to a 20-1 record, a No. 8 national ranking and the school's fourth straight Class 3A Minnesota state championship and in 2020-21.
- Scored a game-high 24 points in the 2021 state championship game while teaming at Minnehaha with Minnesota Mr. Basketball Chet Holmgren, the nation's top prospect as a senior who played last season at Gonzaga. Miller was a three-star prospect as a senior in ESPN's rankings.

Personal:

- Born March 28, 2002 ... Son of Sonya and Percy Miller ... Has eight siblings: Mercy, Vercy, Romeo, Veno, Intylyana, Itali, Tytyana and Cympohnique ... Major is business.
- Personal goal at UofL is to win a national championship.
- Chose to attend UofL because of "the opportunities and love here."
- Enjoys playing the piano, cleaning and playing video games in his spare time.
- His father and brothers have had the greatest influence on his athletic career.
- The basketball players he most admires are Chris Paul, Kobe Bryant, Michael Jordan, Kyrie Irving, Allen Iverson and Damian Lillard.
- Best basketball advice given to him is "nothing is given, everything is earned."
- When he played basketball as a kid, he pretended he was Allen Iverson.
- If you walked into his dorm room, the first thing you would notice is how good it smells and how organized it is.
- Chose No. 15 jersey because it's a family number, and his father and brother both wore it.

Favorites:

NBA team: Houston Rockets
Athlete, other than basketball: Francis Tiafoe
Movie: Back to the Future II
Actor: Adam Sandler
Book: The Mamba Mentality
TV Show: Outer Banks, One Tree Hill
Website: Google
Class at UofL: English
Comedian: Kevin Hart
Musical Artist: Travis Scott
Food: Hibachi, pasta
Midnight Snack: Fruit snacks
Vacation spot: Hawaii



hercymiller | hercymiller15

Miller Career Highs

Points	10, UofL at Pitt (2/7/23)
Reb	6, UofL vs. App State (11/15/22)
Asst.	2, 3 times, last UofL at Duke (2/20/23)
Blocks	1, UofL at Pitt (2/7/23)
Steals	2, 2 times, last UofL vs. Texas Tech (11/22/22)
FGM	2, 4 times, last UofL vs. Virginia Tech (2/28/23)
FGA	6, 2 times, last UofL at Pitt (2/7/23)
3FGM	2, UofL at Pitt (2/7/23)
3FGA	4, 2 times, last UofL at Pitt (2/7/23)
FT	4, UofL at Pitt (2/7/23)
FTA	4, 2 times, last UofL at Pitt (2/7/23)

Miller Career Statistics at Tennessee State/Louisville

Year	GP	GS	Min	Avg	FG	FGA	Pct	3FG	3FGA	Pct	FT	FTA	Pct	OReb	DReb	Reb	Avg	PF	FO	Ast	TO	Blk	Stl	Pts	Avg
At Tennessee State																									
2021-22	6	0	61	10.2	3	14	.214	0	4	.000	6	8	.750	0	5	5	0.8	13	1	1	4	0	3	12	2.0
At Louisville																									
2022-23	27	0	201	7.4	14	49	.286	5	23	.217	15	22	.682	12	18	30	1.1	22	0	12	10	1	4	48	1.8
Total	**33**	**0**	**261**	**7.9**	**17**	**63**	**.270**	**5**	**27**	**.185**	**21**	**30**	**.700**	**12**	**23**	**35**	**1.1**	**35**	**1**	**13**	**14**	**1**	**7**	**60**	**1.8**

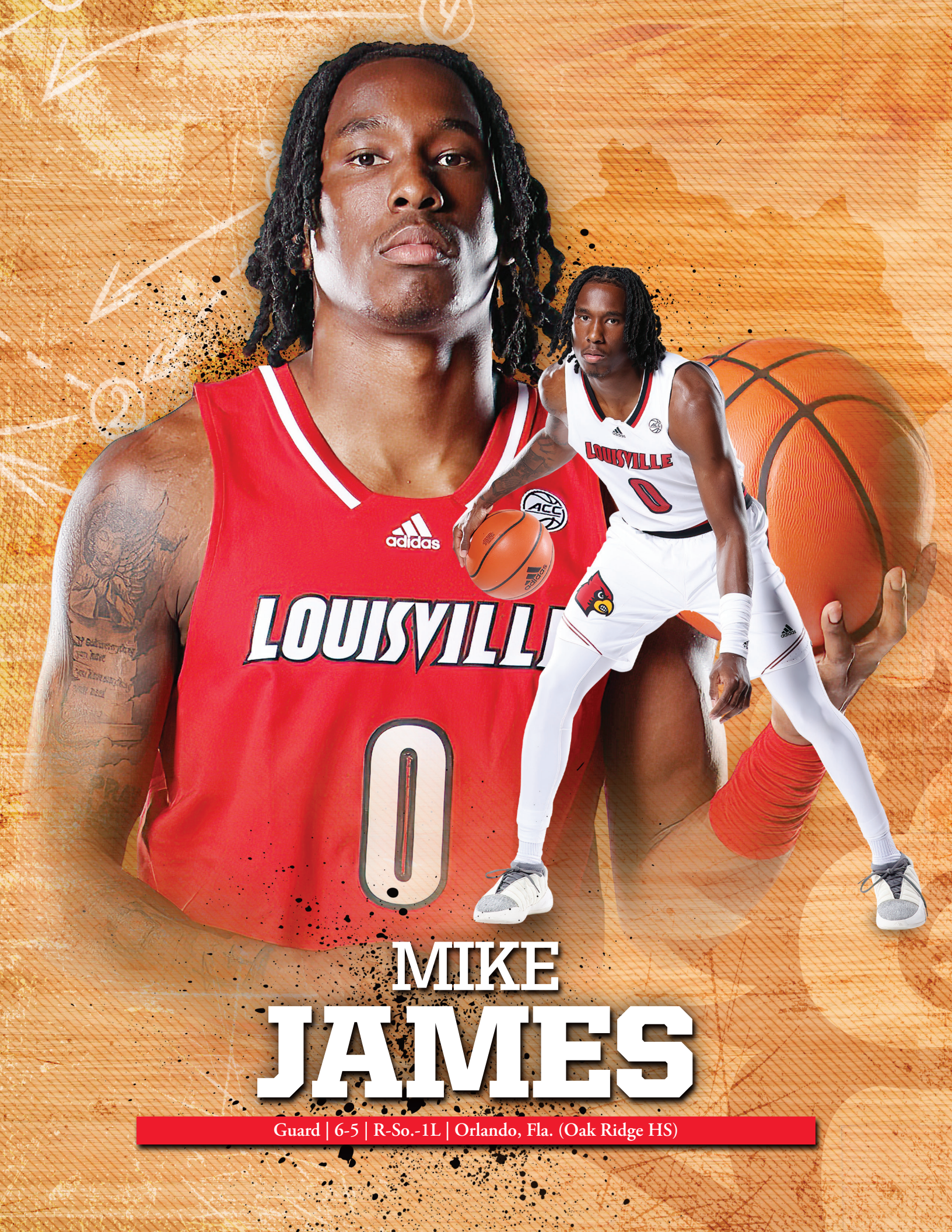

MIKE JAMES

Guard | 6-5 | R-So.-1L | Orlando, Fla. (Oak Ridge HS)

#0 Mike James



Redshirt Freshman Year in 2022-23

- Started all 32 games, averaging 10.1 points (second-best on the team) and 3.3 rebounds in 31 minutes per game
- Shot 45.3% from the field overall, 35.7% from 3-point range and 78.1% from the free-throw line
- Nearly doubled both his scoring and shot attempts from the first 14 games of the season to the final 18 games of the season
- Fourth-leading scorer in the ACC among freshmen; 1 of 2 ACC freshmen to average at least 10 points and three rebounds per outing
- First UofL freshman to score at least 17 points in three straight games since DeJuan Wheat in 1993-94
- Scored a career-high 24 points twice against Wake Forest and Virginia, which tied for the fourth-highest scoring output by an ACC freshman during the season and was the most points by a Louisville freshman since V.J. King in 2017
- First UofL freshman to score at least 24 points multiple times in their rookie season since Francisco Garcia in 2002-03
- Named ACC Rookie of the Week on Jan. 9 after averaging 21.5 points, 6.0 rebounds and 1.5 steals against Syracuse and Wake Forest
- Tallied 24 points and eight rebounds against Wake, becoming just the fifth UofL freshman since 1952 to have those numbers in a game
- Scored 16 points vs. Bellarmine in season opener, the fifth-most ever by a UofL freshman in their debut

Freshman Year at Louisville in 2021-22

- Suffered a torn Achilles tendon in his left leg in practice on Oct. 6, 2021 and missed the entire 2021-22 season, a redshirt year for James. He had successful surgery on Oct. 8 to repair the injury and has since been fully cleared to return.

High School

- Averaged 19.4 points, 10.8 rebounds, 2.5 assists and 1.2 blocked shots points per game to lead Oak Ridge to a 23-3 record and the state 7A semifinals. He shot 58 percent from the field, including 44 percent from three-point range, and made 79 percent of his free throws.
- The 2020-21 Orlando Sentinel boys basketball player of the year, he was also voted Class 7A Player of the Year in Florida by a panel of coaches and media.
- The 2021 FACA District 11 Class 7A Player of the Year, the versatile James was ranked No. 66 nationally by Rivals.com, No. 77 in the 247Sports national composite and is No. 77 in the ESPN 100.
- James amassed 32 points and 24 rebounds in a regional win over Riverview on the way to the state semifinals.
- Averaged 18.5 points, 6.1 rebounds and 1.3 assists as a junior in 2019-20 in helping Oak Ridge achieve a 21-9 record while reaching the Class 7A state semifinals.
- A 2019-20 first team all-state selection and Orlando Sentinel All-Area team member.
- James was a 7A State All-Tournament Team selection in 2020 when he scored 27 of his team's 55 points in the state semifinals before colliding with another player at the end of regulation (8-12 FG, 4-6 3FG, 7-8 FT). He missed the overtime period when his team fell.
- Chose to attend Louisville after also including Alabama, Arkansas, NC State and Texas A&M among his final choices.

Personal

- Born Sept. 9, 2002 ... Son of Serena and Douglas James ... Has two older sisters, Mikayla and Daesha ... Major is sport administration.
- Personal goal at UofL is to win a national championship.
- Enjoys playing video games in his spare time.
- Chose to attend UofL because "it was the best fit for me."
- His father Douglas and mother Serena had the greatest influence on his athletic career.
- When playing basketball as a kid, he pretended he was LeBron James.
- Best thing about being a Cardinal is the culture.
- If you walked into his dorm room, the first thing you would notice is how neat it is.
- Best basketball advice given to him was to work hard all of the time.
- Best moment of his athletic career was committing to UofL.
- Feels like Damson Idris would be the best actor to play him in a movie.
- Most proud of his accomplishments.
- Best athlete he ever faced was Jayson Tatum.
- Would most like to meet LeBron James.

Favorites

Basketball Player: LeBron James
NBA Team: Orlando Magic
Athlete, other than a basketball player: Tom Brady
TV Show: Snowfall
Movie: Lion King
Actor: Denzel Washington
Comedian: Kevin Hart
Musical Artist: Gunna
UofL Class: SPAD courses

Website: YouTube.com
Instagram Follow: @kingjames
X Follow:: @KingJames
Food: Chicken
Midnight Snack: Oreos
Vacation spot: Miami



mikejames0 | MichaelToReal0

James Career Highs

Points	24, 2 times, last at Virginia (3/4/23)
Reb	8, vs. Wake Forest (1/7/23)
Asst.	3, 3 times, last at Pitt (2/7/23)
Blocks	2, at NC State (12/22/22)
Steals	3, vs. Cincinnati (11/23/22)
FGM	9, vs. Wake Forest (1/7/23)
FGA	16, 2 times, last vs. Virginia Tech (2/28/23)
3FGM	5, vs. Wake Forest (1/7/23)
3FGA	9, vs. Wake Forest (1/7/23)
FT	9, at Clemson (1/11/23)
FTA	11, at Clemson (1/11/23)

James Career Statistics

Year	GP	GS	Min	Avg	FG	FGA	Pct	3FG	3FGA	Pct	FT	FTA	Pct	OReb	DReb	Reb	Avg	PF	FO	Ast	TO	Blk	Stl	Pts	Avg
2021-22	DNP (achilles injury)																								
2022-23	32	32	993	31.0	106	224	.453	35	98	.357	75	96	.781	22	82	104	3.3	78	2	34	65	12	17	322	10.1
Total	**32**	**32**	**993**	**31.0**	**106**	**224**	**.453**	**35**	**98**	**.357**	**75**	**96**	**.781**	**22**	**82**	**104**	**3.3**	**78**	**2**	**34**	**65**	**12**	**17**	**322**	**10.1**



SKYY CLARK

Guard | 6-3 | So.-TR | Los Angeles, Calif. (University of Illinois)

#55 Skyy Clark



Movies: Southpaw, Apocalypse Now, Platoon, The Goonies
TV Shows: Adventure Time, Boondocks, South Park
Comedian: Dave Chappelle
Musical Artists: Bob Marley, Nipsey Hussle, 2pac, Frank Sinatra, Erykah Badu
Food: Everything
Midnight Snack: Tangy Fruit Smiles fruit snacks
Vacation Spot: Florida



skyy | skyyclark

Before Louisville

- Transfer from Illinois who played in the team's first 13 games with 12 starts as a freshman in 2022-23, averaging 7.0 points,, 3.7 rebounds and 2.1 assists per game
- Highlights included a career-high 19 points against Lindenwood and a 10-point, five-rebound effort in a victory over UCLA
- Spent senior year of high school at Montverde Academy, which won the Geico Nationals championship
- As a junior, attended Ensworth High School in Nashville, Tenn., where he averaged 26.4 points, 4.7 rebounds and 3.5 assists
- Was named a Third-Team MaxPreps Sophomore All-American at Heritage Christian in Northridge, Calif, averaging 25.5 points, 5.1 rebounds, 4.2 assists and 2.5 steals

Personal:

- Born July 29, 2003… Son of Kenny Clark and Sarah Goodwater… Has five siblings: ZZ, Kingston, Christian, Faith and Monroe… Major is undecided.
- His father, Kenny Clark, played three years in the NFL at wide receiver with the Minnesota Vikings. His uncle, Steve Rhem, played wide receiver for the New Orleans Saints.
- Personal goal at UofL is to win.
- He thinks the best thing about being a Cardinal is the fans.
- Enjoys fishing, boxing and interior designing in his spare time.
- The basketball player he most admires is Kobe Bryant.
- He'd most like to meet "God, not anytime soon though."
- He thinks Jaden Smith would play him in a movie about his life.
- His father and Kobe Bryant had the greatest influence on his basketball career.
- The best basketball advice anyone ever gave him was "you got it, youngin'."
- The reason he wears No. 55 is because of Jason "White Chocolate" Williams.

Favorites:

NBA team: Los Angeles Lakers
Athlete, other than basketball: Sugar Ray Robinson
Actor: Jake Gyllenhaal
Book: The Bible
App: TikTok

Clark Career Highs at Illinois

Points	19, vs. Lindenwood (11/25/22)
Reb	7, vs. Penn State (12/10/22)
Asst.	6, vs. Monmouth (11/14/22)
Blocks	1, 2 times, last vs. Penn State (12/10/22)
Steals	2, 2 times, last vs. Syracuse (11/29/22)
FGM	8, vs. Lindenwood (11/25/22)
FGA	10, vs. Syracuse (11/29/22)
3FGM	3, 2 times, last vs. Penn State (12/10/22)
3FGA	7, vs. Syracuse (11/29/22)
FT	5, vs. Kansas City (11/11/22)
FTA	5, vs. Kansas City (11/11/22)

Clark Career Statistics at Illinois

Year	GP	GS	Min	Avg	FG	FGA	Pct	3FG	3FGA	Pct	FT	FTA	Pct	OReb	DReb	Reb	Avg	PF	FO	Ast	TO	Blk	Stl	Pts	Avg
At Illinois																									
2022-23	13	12	317	24.4	30	73	.411	15	45	.333	16	23	.696	6	42	48	3.7	36	0	27	27	2	7	91	7.0
Total	**13**	**12**	**317**	**24.4**	**30**	**73**	**.411**	**15**	**45**	**.333**	**16**	**23**	**.696**	**6**	**42**	**48**	**3.7**	**36**	**0**	**27**	**27**	**2**	**7**	**91**	**7.0**



DANILO JOVANOVICH

Forward | 6-8 | So.-TR | Milwaukee, Wis. (University of Miami)

#13 Danilo Jovanovich



Personal:
- Born Oct. 9, 2003… Son of Milan and Bozana Jovanovich … Has a brother, Dimitrije, and a sister, Marina Pavlik.
- Chose to attend UofL of "the great coaching staff and because it is a very historic program."
- Enjoys sleeping and watching movies in his spare time.
- The basketball player he most admires is Dwyane Wade.
- If you walked into his dorm room, the first thing you would notice is his posters.
- He'd most like to meet Megan Fox.
- Few people know this about him, but he can't ride a bike.
- When he played basketball as a kid, he always pretended he was Dwyane Wade.
- The best athlete he ever faced was Bam Adebayo.
- The best moment of his athletic career so far was going to the Final Four at Miami.
- The best basketball advice anyone ever gave him was "hard work beats talent."

Favorites:
NBA team: Miami Heat
Athlete, other than basketball: Aaron Rodgers
Movie: Inception
TV Show: The Sopranos
UofL Class: Math
Comedian: Dave Chappelle
Musical Artist: Drake
Foods: Steak tacos
Midnight Snack: Fruit snacks



danilojovanovich | Daniloj03

Before Louisville
- Transfer from Miami who appeared in one game for the Hurricanes as a freshman in 2022-23 before opting for a redshirt season
- Averaged 29 points, 11 rebounds and four assists per game as a senior at Whitnall High School in Wisconsin
- Was named an Associated Press First Team All-State selection, as well as a two-time unanimous conference player of the year and runner-up for 2022 Wisconsin Mr. Basketball
- Led his team to two conference titles and a regional crown, as well as a 21-4 overall record and 12-0 mark in league play as a senior
- Averaged 23 point and eight rebounds as a junior, and 21 points per game as a sophomore
- Competed for Team Herro on the Nike EYBL AAU circuit in 2021, averaging 15.5 points, 6.8 rebounds and 2.2 assists per outing

Jovanovich Career Statistics at Miami

Year	GP	GS	Min	Avg	FG	FGA	Pct	3FG	3FGA	Pct	FT	FTA	Pct	OReb	DReb	Reb	Avg	PF	FO	Ast	TO	Blk	Stl	Pts	Avg
At Miami																									
2022-23	1	0	2	2.0	0	0	.000	0	0	.000	0	0	.000	0	0	0	0.0	0	0	0	0	0	0	0	0.0
Total	**1**	**0**	**2**	**2.0**	**0**	**0**	**.000**	**0**	**0**	**.000**	**0**	**0**	**.000**	**0**	**0**	**0**	**0.0**	**0**	**0**	**0**	**0**	**0**	**0**	**0**	**0.0**

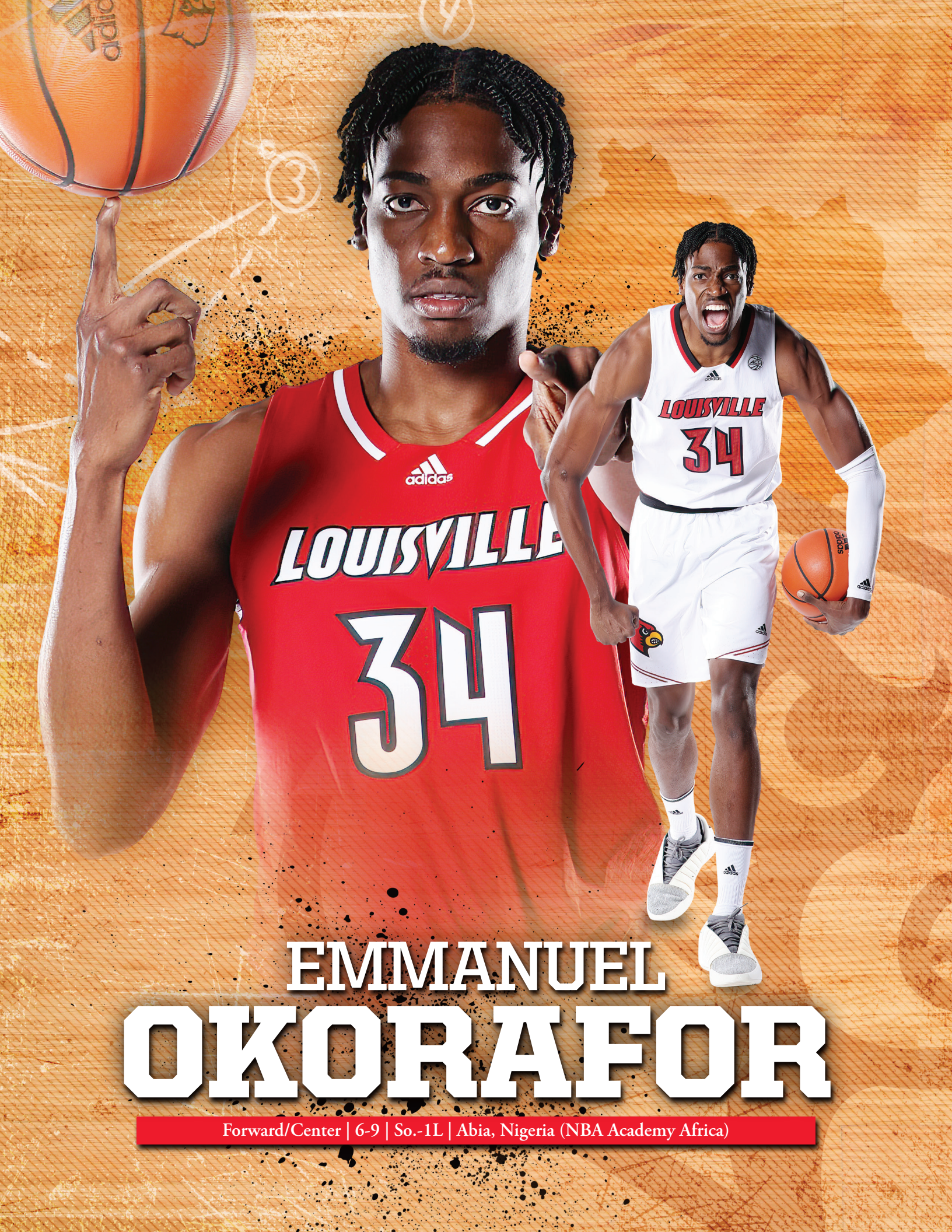

EMMANUEL OKORAFOR

Forward/Center | 6-9 | So.-1L | Abia, Nigeria (NBA Academy Africa)

#34 Emmanuel Okorafor

Freshman Year in 2022-23
- Appeared in five games after joining the team during conference play, averaging 4.4 points, 4.2 rebounds and 1.4 blocks
- Shot 42.9% from the field and made his only 3-point attempt
- Missed last six games of the season with an ankle injury
- Tallied six points, six rebounds and four blocks in 20 minutes at Pitt on Feb. 7
- Had the most blocks by a Cardinal since Malik Williams at Seton Hall on Dec. 1, 2018, and was the first Louisville freshman to block at least four shots in a game since Chinanu Onuaku against Savannah State on Nov. 24, 2014
- Made his college debut with eight points, five rebounds and a block at Notre Dame on Jan. 28

Before Louisville
- Joined Louisville roster in January 2023 and is immediately eligible.
- Joined NBA Academy Africa in Saly, Senegal, in May 2021 and enrolled full-time in March 2022.
- NBA Academy Africa – one of four NBA academies around the world – is an elite basketball training center in Saly, Senegal, for the top high-school age prospects from across Africa.
- Was one of 12 NBA Academy prospects chosen last year to participate in the Basketball Africa League's Elevate program. The BAL, a professional league launched by FIBA and the NBA, aims to provide an opportunity for the next generation of African prospects to showcase their talent on a global stage.
- Averaged a double-double last season for BC Espoir Fukash out of the Democratic Republic of the Congo, highest of any BAL Elevate program player in the league.
- Competed in 2022 NBA Academy Games, a series of exhibition games featuring top prospects from outside the U.S., including from the league's four academies located in Australia, India, Mexico and Senegal, competing against each other and elite select teams in front of NCAA coaches and NBA scouts; led NBA Academy Africa to a first-place finish in the tournament.
- Participated with NBA Academy Africa in the National Prep School Invitational in Providence, R.I., in February 2022, as well as the Tarkanian Classic in Las Vegas in December, followed by an exhibition game at the G League Winter Showcase.

Personal
- Born June 8, 2004… Son of Kalu and Ngozi Okorafor… Has three siblings: Emeka, Onyinye and Chukwudi… Pursuing a bachelor's degree in business.
- Personal goal at UofL is to "get better, win games and get my degree."
- Chose to attend UofL because "they have a good coaching staff that will help me get better and grow as a student and player."
- The best thing about being a Cardinal to him is "good people, good fans, and good facilities and coaches."
- Enjoys listening to music and dancing in his spare time.
- The basketball player he most admires is Giannis Antetokounmpo.
- If you walked into his dorm room, the first thing you would notice is that it's clean.
- He'd most like to meet Giannis Antetokounmpo.
- His mother had the greatest influence on his basketball career.
- The best moment of his athletic career so far was winning the NBA Academy Games in Atlanta in 2022 and also playing in the Basketball Africa League.
- The best basketball advice anyone ever gave him was to "keep believing in yourself."
- He wears the No. 34 because Giannis Antetokounmpo is his idol and he wears No. 34.

Favorites
NBA team: Milwaukee Bucks
Athlete, other than basketball: Lionel Messi
Movie: Action movies and K-Dramas
TV Show: The Johnsons
Comedian: Mr Funny
Musical Artist: Davido
Class at UofL: Communications 201
Food: Egusi and fufu
Midnight Snack: Gummy bears and M&Ms





nigerian.freak34 | Nigerianfreak34

Okorafor Career Highs

Points	8, at Notre Dame (1/28/23)
Reb.	6, at Pitt (2/7/23)
Asst.	1, 2 times, last vs. Florida State (2/4/23)
Blocks	4, at Pitt (2/7/23)
Steals	N/A
FGM	3, at Notre Dame (1/28/23)
FGA	8, at Pitt (2/7/23)
3FGM	1, at Pitt (2/7/23)
3FGA	1, at Pitt (2/7/23)
FT	2, at Notre Dame (1/28/23)
FTA	3, at Notre Dame (1/28/23)

Okorafor Career Statistics

Year	GP	GS	Min	Avg	FG	FGA	Pct	3FG	3FGA	Pct	FT	FTA	Pct	OReb	DReb	Reb	Avg	PF	FO	Ast	TO	Blk	Stl	Pts	Avg
2022-23	5	0	74	14.9	9	21	.429	1	1	1.000	3	5	.600	10	11	21	4.2	17	0	2	5	7	0	22	4.4
Total	**5**	**0**	**74**	**14.9**	**9**	**21**	**.429**	**1**	**1**	**1.000**	**3**	**5**	**.600**	**10**	**11**	**21**	**4.2**	**17**	**0**	**2**	**5**	**7**	**0**	**22**	**4.4**



TRE WHITE

Guard | 6-7 | So.-TR | Dallas, Texas (University of Southern California)

#22 Tre White



Before Louisville

- Transfer from USC who started 29 of 33 games as a freshman in the 2022-23 season
- Named to the Pac-12 All-Freshman Team after averaging 9.0 points, 5.1 rebounds and 1.0 assists
- Shot 47.4% from the field as the Trojans finished 22-11 and reached the NCAA Tournament
- Scored in double figures 11 times, including a season-high 22 points against Washington on Feb. 4
- Averaged 18.2 points, 5.8 rebounds and 4.3 assists as a senior at Prolific Prep in Napa, Calif.
- Prolific Prep finished 26-6 and reached the GEICO High School Basketball National Tournament, where they upset the No. 1 team in the country to advance to the semifinals

Personal:

- Born Jan. 28, 2003… Son of Anthony White and Sarah Thompson… Has three siblings: Amirah, Alayah and Amir… Major is sport administration.
- Personal goals at UofL are to get First-Team All-Academic, as well as overall and defensive teams, and shoot close to 50-40-80 from the field, 3-point line and the free-throw line.
- Chose to attend UofL "the aura around the program is nothing but greatness, from fans, to players, to nutrition and coaches."
- Enjoys fashion and music in his spare time.
- He says the best thing about being a Cardinal is "the love and support of the fans, and the history."
- The basketball player he most admires is Kobe Bryant.
- He'd most like to meet Kyrie Irving.
- Few people know this about him, but he "speaks Pig Latin to my close people in my circle."
- When he played basketball as a kid, he always pretended he was "making game-winners."
- His parents and siblings had the greatest influence on his basketball career.
- The best moment of his athletic career so far is "right now."
- The best basketball advice anyone ever gave him was "don't chase and let it come to you."
- The reason he wears No. 22 is because "it was one of the first numbers I ever wore and I want to live in that joy."

Favorites:
Athlete, other than basketball: Colin Kaepernick
Actors: Martin Lawrence, Will Smith, Wayans brothers
Book: Exponential Living by Sheri Riley
Movie: Friday
UofL Class: Human Inquiry
TV Shows: Rick and Morty
Foods: Soul food
Midnight Snack: Reece's
Vacation Spot: Bali



thetrewhite_ | TreWhite19

White Career Highs at USC

Points	22, vs. Washington (2/4/23)
Reb	12, vs. Alabama State (11/10/22)
Asst.	4, vs. Washington (2/4/23)
Blocks	1, 9 times, last vs. Michigan State (3/17/23)
Steals	2, 3 times, last vs. Colorado State (12/21/22)
FGM	10, vs. Washington (2/4/23)
FGA	16, vs. Washington (2/4/23)
3FGM	2, vs. Arizona State (3/9/23)
3FGA	6, at UCLA (1/5/23)
FT	6, at Washington (12/30/22)
FTA	8, at Oregon State (2/11/23)

White Career Statistics at USC

Year	GP	GS	Min	Avg	FG	FGA	Pct	3FG	3FGA	Pct	FT	FTA	Pct	OReb	DReb	Reb	Avg	PF	FO	Ast	TO	Blk	Stl	Pts	Avg
2022-23	29	26	787	27.1	104	217	.479	11	42	.262	45	66	.682	41	112	153	5.3	64	3	30	32	8	14	264	9.1
Total	**29**	**26**	**787**	**27.1**	**104**	**217**	**.479**	**11**	**42**	**.262**	**45**	**66**	**.682**	**41**	**112**	**153**	**5.3**	**64**	**3**	**30**	**32**	**8**	**14**	**264**	**9.1**

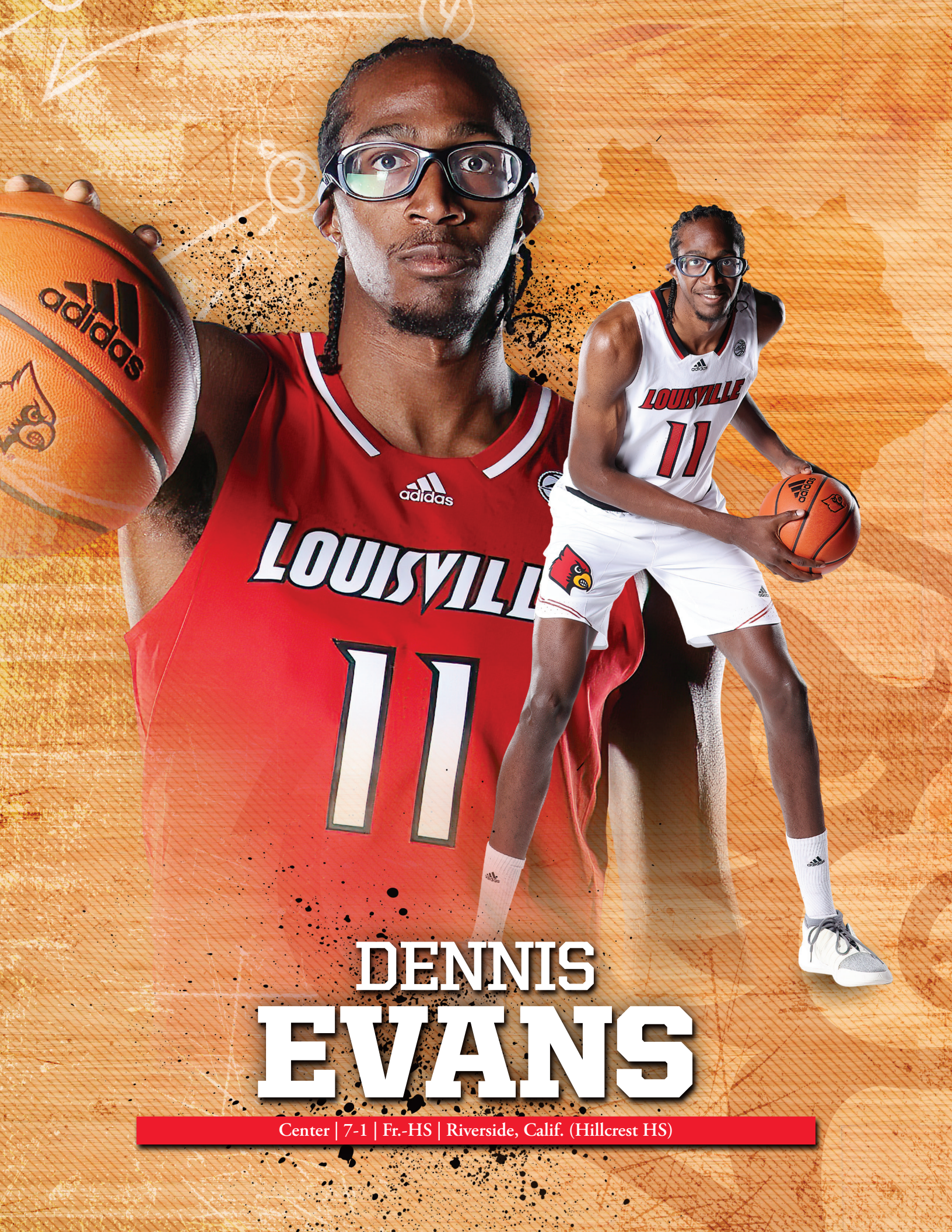

DENNIS EVANS

Center | 7-1 | Fr.-HS | Riverside, Calif. (Hillcrest HS)

#11 Dennis Evans

High School
- Averaged 14.7 points, 10.6 rebounds, 5.9 blocks and 2.3 assists per game as a senior at Hillcrest High School in Riverside, Calif.
- Finished his career as the school's all-time leader in blocks (563) and triple-doubles (7). Also finished second in scoring (1,083 career points) and rebounds (794)
- Shot 54% from the field, 33% from the 3-point line and 74% from the free-throw line
- As a junior, tallied five games with 10 or more blocks, including a state record 16-block effort, in helping Hillcrest to a River Valley League Championship in 2022
- Has a 9-foot-8 standing reach and a 7-foot-7 wingspan
- Was a member of the U17 USA Basketball team that won the gold last summer in the FIBA championships in Malaga, Spain. Also previously a participant in the USA junior national team training camp
- Ranked No. 14 in the nation in 2023 Rivals rankings and No. 28 in 247Sports Composite

Personal:
- Born July 13, 2005… Son of Dennis and Tayonah Evans… Major is undecided.
- The basketball player he most admires is Hakeem Olajuwon.
- He'd most like to meet Hakeem Olajuwon.
- When he played basketball as a kid, he always pretended he was Dikembe Mutombo.
- The best basketball advice anyone ever gave him was "take it day by day."

Favorites:
NBA team: Los Angeles Lakers
App: YouTube
Book: The Five Ancestors
UofL Class: Math
Foods: BBQ chicken
Midnight Snack: Fruit snacks
Instagram Follow: NBA

dje2tall







KALEB GLENN

Forward | 6-6 | Fr.-HS | Louisville, Ky. (La Lumiere School)

#10 Kaleb Glenn

High School
- Originally from Louisville but transferred to play senior season at La Lumiere School in La Porte, Ind.
- Averaged 15.2 points and 9.1 rebounds as a senior at La Lumiere while shooting 54% from the field, 39% from 3 and 82% from the free-throw line
- Named Third-Team All-NIBC and ranked first in the conference in free-throw percentage in conference games, as well as second in rebounds per game and minutes played per game
- Averaged 21.6 points and 12.6 rebounds (fifth in the state as a junior at Louisville Male, shooting 64.4% from the field and 36% from deep
- Was named Seventh Region Player of the Year and a First-Team All-State selection by the Courier Journal
- His game-winning jumper propelled Male to a triple-overtime victory in the region championship and a spot in the Sweet 16. The Bulldogs finished the season at 28-6
- As a sophomore, averaged 20.5 points and 12.6 rebounds while shooting 71% from the field. Was named First-Team All-State and a MaxPreps All-American
- Ranked No. 64 player in the nation in 2023 ESPN100 rankings, No. 72 in Rivals and No. 73 in 247Composite

Personal:
- Born Nov. 8, 2004… Son of Victor Glenn and Jacqueline Croom… Has five siblings: Kamren, Bray, Zion, Zaire and Gianna… Major is sport administration.
- His father Victor played football at UofL as a wide receiver from 2001-03.
- Personal goal at UofL is to get the program back to March Madness.
- Chose to attend UofL "to play for my hometown and to be the next hometown great."
- Enjoys listening to music, playing Madden and watching sports in his spare time.
- The basketball players he most admires are Giannis Antetokounmpo and LeBron James.
- If you walked into his dorm room, the first thing you would notice is all his snacks.
- He'd most like to meet Jay-Z or LeBron James.
- He thinks Ice Cube would play him in a movie about his life.
- Few people know this about him, but he used to play on a chess team.
- When he played basketball as a kid, he always pretended he was LeBron James.
- The best athlete he ever faced was his dad.
- His parents had the greatest influence on his basketball career.
- The best moment of his athletic career so far was hitting the game-winner to send Male to the state tournament while scoring 38 points.
- The thing he's most proud of is being able to put on a Louisville jersey.
- The best basketball advice anyone ever gave him was "don't be afraid to work on weaknesses."
- The reason he wears No. 10 is "to do something new and because it's my mom's birthday."

Favorites:
NBA team: "Wherever LeBron goes"
Athlete, other than basketball: Lamar Jackson
Actor: Kevin Hart | **App:** Instagram
Movie: Friday | **UofL Class:** Math
TV Shows: Stranger Things, You, Outer Banks, Money Heist
Comedian: Kevin Hart
Musical Artist: Drake
Foods: Steak, pizza, pasta
Midnight Snack: Goldfish or buttered toast
Vacation Spot: Honduras

ka1ebglenn | ka1ebglenn







TY-LAUR JOHNSON

Guard | 6-0 | Fr.-HS | Brooklyn, N.Y. (Our Saviour Lutheran School)

#4 Ty-Laur Johnson

High School

- Averaged 18.4 points, 5.7 assists, 4.8 rebounds and 2.5 steals per game as a senior at Our Saviour Lutheran in the Overtime Elite League.
- Had six outings with at least 20 points and posted a season-high 31 points along with nine rebounds, seven assists and five steals in one game
- Nearly achieved a triple-double several times, including a 29-point, 13-assist, seven-rebound performance
- Played junior season at St. Benedict's Prep in Newark, N.J., and was named an honorable mention selection to MaxPreps' 2021-22 Junior All-America Team
- Named 2022 NJ Prep Player of the Year
- Averaged 26 points, six assists, six rebounds and four steals while shooting 38% from 3-point range; squad 25-1 and ranked sixth in National Top 20
- Averaged 16.7 points, 6.1 assists and 2.9 rebounds with New York Renaissance AAU program and was named MVP of the EYBL's Louisville session; earned First Team All-Peach Jam honors after averaging 21.7 points per outing and named Peach Jam All-Defensive Team

Personal:

- Born Feb. 11, 2004… Son of Raumel and Tiffany… Major is undecided.
- Chose to attend UofL because "this was the best fit for me and a dream school."
- Enjoys playing games and watching movies in his spare time.
- The basketball player he most admires is Kyrie Irving.
- If you walked into his dorm room, the first thing you would notice is the LED lights.
- He'd most like to meet Michael Jordan.
- His personal goal at UofL is to graduate.
- His family had the greatest influence on his basketball career.
- The best moment of his athletic career so far was scoring 1,000 points in two years.
- He thinks the best thing about being a Cardinal is the people that you are around.
- The thing he's most proud of is being a Division I basketball player.
- The best basketball advice anyone ever gave him was "trust the process."
- The reason he wears No. 4 is because his former number (2) is retired at Louisville, so he multiplied it by two.

Favorites:

Athlete, other than basketball: Floyd Mayweather
Actor: Kevin Hart
App: TikTok
Movie: Friday
UofL Class: Math
TV Shows: The Chi, Power
Comedian: DC Young Fly
Musical Artist: A Boogie wit da Hoodie
Food: Rasta pasta
Midnight Snack: Ice cream
Vacation Spot: Florida

showtime.ty | TyLaurJohnson2





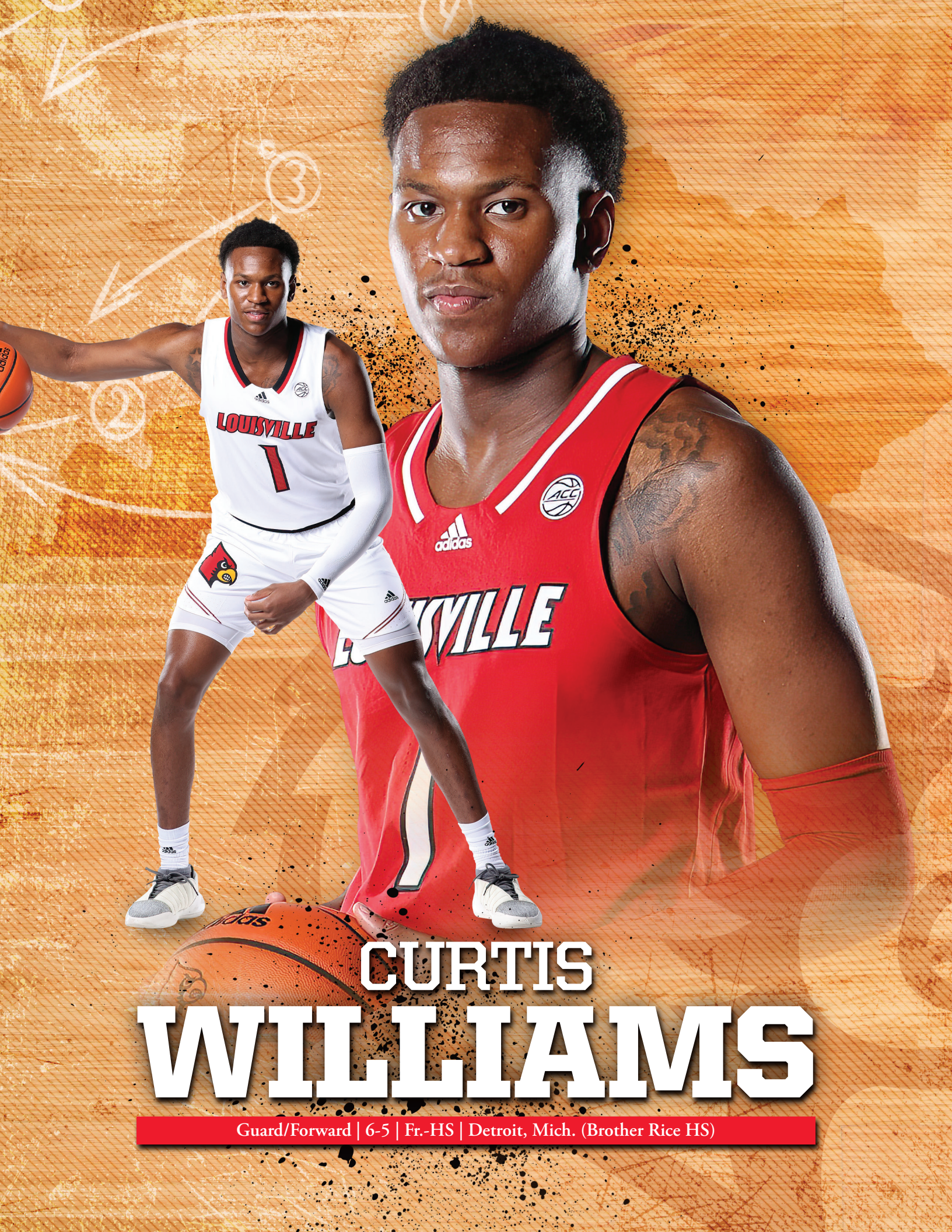

CURTIS WILLIAMS

Guard/Forward | 6-5 | Fr.-HS | Detroit, Mich. (Brother Rice HS)

#1 Curtis Williams

High School

- Averaged 16.2 points, 6.5 rebounds and 2.7 assists as a senior at Brother Rice High School in Bloomfield Hills, Mich., in Detroit's Catholic High School League.
- Named runner-up for Michigan's 2023 Mr. Basketball award.
- Led Brother Rice to a 22-2 record and helped the Warriors claim their first outright CHSL Central Division title since 1996 and their first CHSL tournament championship since 1990.
- Averaged 16.8 points and 7.7 rebounds per game as a junior at Brother Rice
- Shot 39% from 3-point range as a junior and was named a First Team All-CHSL selection.
- Ranked as No. 73 player in the 2023 Rivals rankings, No. 77 in the 247Sports Composite and No. 84 in ESPN100

Personal:

- Born Nov. 25, 2004… Son of Rhea Rodgers… Has one sister, Alexis Jones… Major is undecided.
- Personal goals at UofL are to maintain a 3.5 GPA or higher and go to March Madness.
- Chose to attend UofL because "I felt like it was a great place for me to develop on and off the court."
- The best thing about being a Cardinal to him is "being able to be in a loved community."
- Enjoys sleeping, eating, watching Netflix and hanging out with friends in his spare time.
- The basketball player he most admires is Carmelo Anthony.
- If you walked into his dorm room, the first thing you would notice is how clean it is.
- He'd most like to meet Eric Thomas.
- He thinks Michael B. Jordan would play him in a movie about his life.
- Few people know this about him, but he used to swim and play chess.
- When he played basketball as a kid, he always pretended he was Kobe Bryant.
- The best athlete he ever faced was Jordan Crawford.
- His mother had the greatest influence on his basketball career.
- The best moment of his athletic career so far was winning Jr. NBA on a game-winner to go to Florida.
- The thing he's most proud of is being able to go to college for free.
- The best basketball advice anyone ever gave him was "nothing is given and everything is earned."

Favorites:

NBA team: Detroit Pistons
Athlete, other than basketball: Usain Bolt
Actor: Dwayne Johnson
App: TikTok
Movies: Creed, Cars, Suicide Squad
TV Shows: Spongebob, Ballers, Suits
Book: Diary of a Wimpy Kid
Comedian: Kevin Hart
Musical Artist: Lil Baby
Foods: Pizza, French toast, wings
Midnight Snack: Hot fries and apple juice
Vacation Spot: Maldives

curtis23_ | Curtis5Williams





Preseason Player Notebook

Notes on the Cards

■ Louisville has players hailing from 10 different states: California (2), Florida (1), Indiana (1), Kentucky (3), Michigan (1), New York (1), South Carolina (1), Tennessee (1), Texas (1) and Wisconsin (1). Louisville adds a country other than the United States, as well, as Emmanuel Okorafor hails from Nigeria. The Cardinals are one of just nine programs across the country that have 10 or more states represented on their roster. Other programs include Navy (13 states - 27 players on roster), Milwaukee (13 states), Missouri (12), Youngstown State (11), VMI (11), Boston College (10), Richmond (10) and Texas A&M-Corpus Christi (10).

■ Redshirt sophomore guard/forward Mike James played in all 32 games for the Cardinals in his first year of college basketball, averaging 31.0 minutes per game. He logged 13 games in double-digit scoring, doing it six times in the last nine games of the season. He was one of two Louisville players in 2022-23 with over 100 makes from the floor, leading the charge in field goal percentage at 45.3% (106-234).

■ Senior forward JJ Traynor made a signifcant jump in his role with the Cardinals in his junior year, with numbers in many cases surpass his first two seasons combined.

JJ Traynor By the Season

Statistic	Freshman/Soph.	Junior
Minutes	344	815
Points	94	221
Rebounds	54	121
Blocks	12	16
Made 3-pointers	7	23
Games Played	30	32
Starts	1	15

■ The Cardinals picked up a trio of Division I transfers from the portal, all entering their second year of eligibility: Skyy Clark (Illinois), Tre White (USC) and Danilo Jovanovich (Miami). The three players have played in a combined 43 games with 1,106 minutes between them. White and Clark combined for 355 points in their freshman seasons at their respective schools.

■ Louisville's three Division I transfers came from programs that had 20-win seasons in 2022-23. The three programs were a combined 71-32 (.689) on the year, with all three making appearances in the NCAA Tournament. Danilo Jovanovich and Miami advanced all the way to the Final Four, falling to eventual national champion, UConn.

■ Louisville's 2023 recruiting class was ranked 6th by 247Sports with transfers Skyy Clark, Tre White, Danilo Jovanovich, JUCO addition Koron Davis and freshmen Kaleb Glenn, Curtis Williams, Dennis Evans and Ty-Laur Johnson.



Transfer guards Skyy Clark (left) and Tre White came from Illinois and USC, respectively. Along with Miami transfer Danilo Jovanovich, all three previously attended schools that reached the 2023 NCAA Tournament.

■ Louisville has three players from the Bluegrass on the roster: Kaleb Glenn of Louisville, JJ Traynor of Bardstown and Zan Payne of Lexington. The Cardinals haven't had less than three Kentucky natives on the team since the 2011-12 season.

■ Freshman center Dennis Evans is 7-foot-1 and is Louisville's first player to stand at least 7 feet tall since Anas Mahmoud on the 2017-18 squad. Evans is the tallest Cardinal since Clarence Holloway in 2007-08, who was also 7-1, however Holloway ultimately never played for Louisville. Evans would be the tallest player ever to don a Cardinal uniform and play.

7-Footers to Play at Louisville

Name	Height	Years
Dennis Evans	7-1	(2023-24)
Anas Mahmoud	7-0	(2014-18)
Matz Stockman	7-0	(2014-17)
Jonathan Huffman	7-0	(2005-07)
Felton Spencer	7-0	(1986-90)



Freshman center Dennis Evans would be the tallest Cardinal to ever play in a Louisville uniform.


2023-24 LOUISVILLE BASKETBALL
THE VILLE
15
adidas
Year in Review

2022-23 Final Statistics

RECORD: 4-28 Overall (Home 4-13 ■ Away 0-11 ■ Neutral 0-4 ■ ACC 2-18)

No	Name	G-GS	Min	FGM-FGA	Pct	3Pt-Att	Pct	FTM-FTA	Pct	Reb-Avg	PF-D	Ast-Avg	To	Blk	St	Dk	Pts-Avg
3	Ellis	32-32	1150	189-461	.410	59-185	.319	128-158	.810	84-2.6	52-0	191-3.0	120	2	31		565-17.7
	Career	**64-41**	**1805**	**285-703**	**.405**	**100-299**	**.334**	**173-223**	**.776**	**145-2.3**	99-0	191-3.0	**165**	**2**	**43**		**843-13.2**
1	James	32-32	990	106-234	.453	35-98	.357	75-96	.781	104-3.3	78-2	34-1.1	65	12	17		322-10.1
24	Withers	32-29	807	97-224	.433	40-96	.417	50-68	.735	170-5.3	78-2	25-0.8	71	13	22		284-8.9
	Career	**82-64**	**1846**	**239-522**	**.458**	**63-181**	**.348**	**110-157**	**.701**	**455-5.5**	**196-7**	**50-0.6**	**139**	**32**	**60**		**651-7.9**
12	Traynor	32-15	815	91-192	.474	23-73	.315	16-22	.727	121-3.8	47-1	20-0.6	32	16	13		221-6.9
	Career	**62-16**	**1157**	**125-265**	**.471**	**30-89**	**.337**	**35-51**	**.686**	**175-2.8**	**81-2**	**22-0.4**	**45**	**28**	**17**		**315-5.1**
5	Huntley-Hatfield	24-21	614	60-127	.472	5-18	.278	36-48	.750	129-5.4	45-0	15-0.6	46	18	15		161-6.7
22	Lands	32-6	671	57-175	.326	27-84	.321	49-56	.875	61-1.9	45-0	26-0.8	32	4	19		190-5.9
21	Curry	32-25	560	64-120	.533	0-0	.000	29-55	.527	137-4.3	69-2	11-0.3	37	8	8		157-4.9
	Career	**60-37**	**943**	**152-251**	**.606**	**0-0**	**.000**	**51-100**	**.510**	**261-4.3**	**127-2**	**30-0.5**	**68**	**12**	**11**		**355-5.9**
34	Okorafor	5-0	75	9-21	.429	1-1	1.000	3-5	.600	21-4.2	17-0	2-0.4	5	7	0		22-4.4
15	Miller	27-0	199	14-49	.286	5-23	.217	15-22	.682	30-1.1	22-0	12-0.4	10	1	4		48-1.8
11	Basili	17-0	141	10-37	.270	3-14	.214	4-7	.571	23-1.4	28-0	10-0.6	11	1	9		27-1.6
4	Wheeler	25-0	220	12-32	.375	0-1	.000	6-18	.333	49-2.0	33-1	3-0.1	8	5	5		30-1.2
	Career	**46-0**	**358**	**24-51**	**.471**	**0-1**	**.000**	**15-30**	**.500**	**85-1.8**	**54-1**	**5-0.1**	**12**	**9**	**10**		**63-1.4**
0	Ree	16-0	67	5-17	.294	2-11	.182	2-2	1.000	10-0.6	3-0	0-0.0	5	3	2		14-0.9
23	Payne	23-0	80	2-8	.250	0-3	.000	1-2	.500	14-0.6	10-0	1-0.0	0	0	0		5-0.2
30	Myles-Devore	6-0	7	0-3	.000	0-1	.000	0-0	.000	0-0.0	0-0	0-0.0	0	0	0		0-0.0
	Career	**8-0**	**9**	**0-3**	**.000**	**0-1**	**.000**	**0-0**	**.000**	**0-0.0**	**0-0**	**0-0.0**	**2**	**1**	**0**		**0-0.0**
33	McCool	3-0	4	0-0	.000	0-0	.000	0-0	.000	1-0.3	0-0	0-0.0	0	0	0		0-0.0
	Team									77			35				
UofL Total		**32**	**6400**	**716-1700**	**.421**	**200-608**	**.329**	**414-559**	**.741**	**1031-32.2**	**527-8**	**299-9.3**	**478**	**90**	**145**		**2046-63.9**
Opp Totals		**32**	**6400**	**877-1862**	**.471**	**260-739**	**.352**	**411-569**	**.722**	**1064-33.3**	**536-5**	**492-15.4**	**325**	**112**	**224**		**2425-75.8**

Rebounding Margin - 1.1

Scoring Margin - 11.9

Specialty Stats Game-by-Game (UL/Opp)

Opponent	Date	Paint	Off TO	2nd Chnc	Fast Brk	Bench
Bellarmine	11/09/22	22-24	13-16	8-0	5-0	10-25
Wright State	11/12/22	44-42	12-18	6-12	6-4	7-34
App State	11/15/22	18-34	6-20	8-13	2-0	8-13
Arkansas	11/21/22	16-38	19-29	2-3	9-15	29-25
Texas Tech	11/22/22	12-32	6-18	5-10	7-9	15-29
Cincinnati	11/23/22	26-30	9-18	4-7	4-29	14-9
Maryland	11/29/22	24-36	11-21	3-9	0-3	18-22
Miami	12/04/22	26-44	20-17	5-13	6-10	15-30
Florida State	12/10/22	14-36	9-17	10-10	2-15	14-26
Western Kentucky	12/14/22	28-42	19-18	6-14	6-0	29-11
Florida A&M	12/17/22	30-28	9-21	10-8	8-11	15-13
Lipscomb	12/20/22	30-40	18-9	10-6	8-11	16-11
NC State	12/22/22	38-30	6-13	6-7	12-11	10-3
Kentucky	12/31/22	34-46	10-10	12-20	8-2	17-9
Syracuse	01/03/23	26-24	17-25	19-7	9-8	12-3
Wake Forest	01/07/23	34-28	12-21	16-3	6-4	18-16

Opponent	Date	Paint	Off TO	2nd Chnc	Fast Brk	Bench
Clemson	01/11/23	26-38	9-18	13-13	2-11	20-14
North Carolina	01/14/23	38-32	8-23	8-9	2-17	10-26
Pittsburgh	01/18/23	24-20	9-25	15-1	0-2	18-23
Boston College	01/25/23	34-28	14-18	9-10	6-9	5-8
Notre Dame	01/28/23	30-32	4-16	7-5	9-10	23-8
Georgia Tech	02/01/23	24-20	7-13	12-8	2-4	15-9
Florida State	02/04/23	36-42	5-19	13-11	2-14	19-13
Pittsburgh	02/07/23	10-18	10-10	10-9	4-9	24-41
Miami	02/11/23	40-34	4-20	11-19	4-17	17-12
Virginia	02/15/23	20-30	5-13	6-4	0-2	4-10
Clemson	02/18/23	26-46	7-16	11-8	2-10	14-10
Duke	02/20/23	26-34	6-14	6-16	7-8	8-17
Georgia Tech	02/25/23	40-28	13-18	10-11	6-16	17-6
Virginia Tech	02/28/23	38-28	5-18	13-24	0-2	11-11
Virginia	03/04/23	26-38	6-16	11-8	2-2	8-25
Boston College	03/07/23	26-40	4-11	5-17	11-8	7-16

2022-23 Men's Basketball Results

RECORD: 4-28 Overall (Home 4-13 ■ Away 0-11 ■ Neutral 0-4 ■ ACC 2-18)

Opponent	Date	Score	Margin	Points	Rebounds	Assists	Steals	Blocked shots
BELLARMINE	11/09/22	L, 66-67	-1	17 Jae'Lyn Withers	10 Brandon Huntley Hatfield	5 El Ellis	2 Jae'Lyn Withers	1 Mike James 1 B. Huntley-Hatfield 1 Roosevelt Wheeler
WRIGHT STATE	11/12/22	L, 72-73	-1	29 El Ellis	11 Jae'Lyn Withers	2 El Ellis 2 B. Huntley-Hatfield 2 JJ Traynor	5 Jae'Lyn Withers	1 Sydney Curry 1 JJ Traynor
APP STATE	11/15/22	L, 60-61	-1	29 El Ellis	10 Brandon Huntley-Hatfield	3 El Ellis	1 B. Huntley-Hatfield	1 Mike James 1 Sydney Curry 1 JJ Traynor
vs. Arkansas >	11/21/22	L, 54-80	-26	13 Kamari Lands	5 Jae'Lyn Withers	2 El Ellis	1 Jae'Lyn Withers 1 Mike James 1 Sydney Curry 1 B. Huntley-Hatfield	1 Mike James
vs. Texas Tech >	11/22/22	L, 38-70	-32	7 Jae'Lyn Withers 7 El Ellis	5 Jae'Lyn Withers	3 El Ellis	4 B. Huntley-Hatfield	2 Devin Ree
vs. Cincinnati >	11/23/22	L, 62-81	-19	15 B. Huntley-Hatfield	7 Jae'Lyn Withers	6 El Ellis	3 Mike James	1 B. Huntley-Hatfield
MARYLAND ^	11/29/22	L, 54-79	-25	15 El Ellis	8 Brandon Huntley-Hatfield	3 El Ellis	1 El Ellis 1 B. Huntley-Hatfield 1 Fabio Basili	3 B. Huntley-Hatfield
MIAMI*	12/04/22	L, 53-80	-27	12 Jae'Lyn Withers	8 Brandon Huntley-Hatfield	3 El Ellis	3 Kamari Lands	1 Jae'Lyn Withers
at Florida State*	12/10/22	L, 53-75	-19	15 El Ellis	7 Jae'Lyn Withers	4 El Ellis	1 Jae'Lyn Wither 1 Roosevelt Wheeler	1 Jae'Lyn Withers 1 B. Huntley-Hatfield 1 JJ Traynor
WESTERN KENTUCKY	12/14/22	W, 94-83	+11	30 El Ellis	6 Jae'Lyn Withers 6 Sydney Curry	10 El Ellis	3 JJ Traynor	1 B. Huntley-Hatfield 1 JJ Traynor
FLORIDA A&M	12/17/22	W, 61-55	+6	13 Sydney Curry 13 El Ellis	19 Sydney Curry	7 El Ellis	2 El Ellis 2 Hercy Miller	3 B. Huntley-Hatfield
LIPSCOMB	12/20/22	L, 67-75	-8	24 El Ellis	7 Sydney Curry	6 El Ellis	2 JJ Traynor	1 Sydney Curry 1 Mike James
at NC State*	12/22/22	L, 64-76	-8	16 Sydney Curry	12 Brandon Huntley-Hatfield	2 El Ellis	2 B. Huntley-Hatfield 2 Mike James	2 Mike James
at Kentucky	12/31/22	L, 63-86	-23	23 El Ellis	4 Brandon Huntley-Hatfield	2 El Ellis	4 El ellis	1 B. Huntley-Hatfield 1 Sydney Curry
SYRACUSE*	01/03/23	L, 69-70	-1	20 El Ellis	8 Brandon Huntley-Hatfield	9 El Ellis	3 El Ellis	2 B. Huntley-Hatfield
WAKE FOREST*	01/07/23	L, 72-80	-8	24 Mike James	8 Mike James	8 El Ellis	2 Mike James 2 El Ellis	1 Jae'Lyn Withers
at Clemson*	01/11/23	L, 70-83	-13	17 Mike James	6 Sydney Curry	5 El Ellis	3 El Ellis	1 Jae'Lyn Withers
NORTH CAROLINA*	01/14/23	59-80	-21	22 El Ellis	8 Jae'Lyn Withers	4 El Ellis	1 El Ellis 1 JJ Traynor 1 Fabio Basili	1 Sydney Curry 1 Kamari Lands
PITTSBURGH*	01/18/23	L, 54-75	-21	19 El Ellis	7 Jae'Lyn Withers	5 El Ellis	1 El Ellis 1 Jae'Lyn Withers 1 Kamari Lands 1 JJ Traynor	1 Jae'Lyn Withers
at Boston College*	01/25/23	L, 65-75	-10	17 El Ellis	7 Jae'Lyn Withers	5 El Ellis	2 Mike James	1 El Ellis 1 Mike James 1 Roosevelt Wheeler
at Notre Dame*	01/28/23	L, 62-76	-14	14 Mike James	5 Emmanuel Okorafor	6 El Ellis	1 El Ellis 1 Fabio Basili	1 Jae'Lyn Withers 1 Kamari Lands 1 Emmanuel Okorafor
GEORGIA TECH*	02/01/23	W, 68-58	+10	19 Jae'Lyn Withers	13 Jae'Lyn Withers	4 El Ellis	2 Jae'Lyn Withers 2 Kamari Lands	1 Emmanuel Okorafor
FLORIDA STATE*	02/04/23	L, 78-81	-3	22 El Ellis	6 Sydney Curry	7 El Ellis	1 Kamari Lands	2 JJ Traynor
at Pittsburgh*	02/07/23	L, 57-91	-34	11 Mike James	6 Emmanuel Okorafor	3 Mike James 3 El Ellis	1 Mike James 1 Jae'Lyn Withers 1 El Ellis 1 Kamari Lands 1 Devin Ree	4 Emmanuel Okorafor
at Miami*	02/11/23	L, 85-93	-8	33 El Ellis	5 Jae'Lyn Withers	5 El Ellis	1 Jae'Lyn Withers 1 Kamari Lands 1 Roosevelt Wheeler	1 Jae'Lyn Withers
VIRGINIA*	02/15/23	L, 58-61	-3	21 El Ellis	9 JJ Traynor	3 El Ellis	4 Kamari Lands	2 Jae'Lyn Withers
CLEMSON*	02/18/23	W, 83-73	+10	28 El Ellis	9 Jae'Lyn Withers 9 JJ Traynor	4 Kamari Lands	2 Jae'Lyn Withers	4 JJ Traynor
at Duke*	02/20/23	L, 62-79	-17	21 El Ellis	5 Brandon Huntley-Hatfield	7 El Ellis	2 El Ellis 2 Jae'Lyn Withers	1 Mike James 1 Roosevelt Wheeler
at Georgia Tech*	02/25/23	L, 67-83	-16	15 El Ellis 15 Kamari Lands	9 Jae'Lyn Withers	3 El Ellis 3 Jae'Lyn Withers	2 B. Huntley-Hatfield	3 B.Huntley-Hatfield
VIRGINIA TECH*	02/28/23	L, 54-71	-17	14 El Ellis 14 Mike James	6 JJ Traynor	1 Sydney Curry 1 Jae'Lyn Withers 1 Kamari Lands 1 Fabio Basili 1 Roosevelt Wheeler	1 El Ellis 1 Kamari Lands 1 Fabio Basili	2 JJ Traynor
at Virginia*	03/04/23	L, 60-75	-15	24 Mike James	5 Fabio Basili	2 El Ellis 2 B. Huntley-Hatfield 2 Kamari Lands	2 El Ellis	1 Mike James 1 JJ Traynor 1 B. Huntley-Hatfield
vs. Boston College +	03/07/23	L, 62-80	-18	16 El Ellis	7 Jae'Lyn Withers 7 JJ Traynor	5 El Ellis	1 El Ellis 1 Mike James 1 Kamari Lands	1 B. Huntley-Hatfield 1 JJ Traynor

* ACC game | > Maui Jim Maui Invitational; Lahaina, Maui, Hawaii
^ ACC/Big Ten Challenge, Louisville, Ky. | + ACC Tournament, Greensboro, N.C.

2022-23 Individual Game-by-Game

Opponent	Date	Score	WL	0 REE	1 JAMES	3 ELLIS	4 WHEELER	5 HUNTLEY-HATFIELD	11 BASILI	12 TRAYNOR	15 MILLER	21 CURRY	22 LANDS	23 PAYNE	24 WITHERS	30 MYLES-DEVORE	33 MCCOOL	34 OKORAFOR
BELLARMINE	11/09/22	66-67	L	DNP	16-4-3	14-3-5	3-8-1	9-10-3	DNP	5-2-0	0-0-0	0-3-0	2-0-0	0-0-0	17-2-0	DNP	DNP	DNP
WRIGHT ST.	11/12/22	72-73	L	DNP	8-5-1	29-2-2	0-1-0	10-6-2	DNP	4-1-2	3-0-1	3-6-0	0-3-1	DNP	15-11-0	DNP	DNP	DNP
APP STATE	11/15/22	60-61	L	DNP	9-4-1	29-3-3	DNP	12-10-0	DNP	DNP 3-5-0	5-6-2	2-8-0	0-1-0	0-2-0	0-0-0	DNP	DNP	DNP
vs. Arkansas	11/21/22	54-80	L	0-0-0	3-1-1	11-3-2	2-4-0	1-2-0	2-0-0	9-1-0	3-1-0	3-1-0	13-2-0	0-0-0	7-5-1	0-0-0	0-0-0	DNP
vs. Texas Tech	11/22/22	38-70	L	2-0-0	4-2-0	7-1-3	2-2-0	3-3-0	0-1-0	6-3-0	2-3-1	2-4-0	0-1-1	3-1-0	7-5-0	DNP	DNP	DNP
vs. Cincinnati	11/23/22	62-81	L	DNP	4-1-0	13-1-6	DNP	15-3-0	DNP	10-3-1	4-3-0	0-5-0	10-4-1	DNP	6-7-2	DNP	DNP	DNP
MARYLAND	11/29/22	54-79	L	5-2-0	6-4-0	15-2-3	5-4-1	8-8-0	6-0-1	2-2-1	0-0-0	0-1-0	2-5-0	0-0-0	5-2-0	0-0-0	0-0-0	DNP
MIAMI	12/04/22	53-75	L	2-0-0	9-6-0	7-3-3	0-0-0	10-8-0	0-4-1	2-1-1	2-0-0	0-2-0	9-0-1	0-1-0	12-6-0	DNP	DNP	DNP
at Florida St.	12/10/22	53-75	L	2-0-0	9-0-2	15-3-4	2-0-0	2-6-0	2-3-3	6-3-0	0-0-1	5-2-0	2-2-0	0-3-1	8-7-3	0-0-0	0-1-0	DNP
WKU	12/14/22	94-83	W	DNP	4-4-1	30-4-10	DNP	11-1-0	6-0-1	8-4-0	DNP	10-6-1	15-3-1	0-0-0	10-6-3	DNP	DNP	DNP
FLORIDA AM	12/17/22	61-55	W	DNP	5-2-0	13-2-7	DNP	8-9-1	0-2-0	6-3-0	2-0-0	13-19-0	7-2-0	DNP	7-5-1	DNP	DNP	DNP
LIPSCOMB	12/20/22	67-75	L	DNP	2-2-2	24-2-6	DNP	4-4-0	0-1-0	8-3-1	DNP	12-7-0	8-1-0	DNP	9-4-1	DNP	DNP	DNP
at NC State	12/22/22	64-76	L	0-0-0	10-5-0	15-4-2	0-1-0	12-12-1	0-1-0	0-1-0	5-0-0	16-5-1	5-1-1	0-0-0	1-3-0	DNP	DNP	DNP
at Kentucky	12/31/22	63-86	L	0-1-0	8-2-1	23-1-2	3-3-0	10-4-1	0-0-0	5-3-0	0-0-0	3-2-1	9-3-0	0-0-0	2-1-0	DNP	DNP	DNP
SYRACUSE	01/03/23	69-70	L	DNP	19-4-2	20-4-9	0-2-0	6-8-2	DNP	2-1-1	DNP	5-7-1	7-3-1	DNP	10-7-1	DNP	DNP	DNP
WAKE FOR.	01/07/23	72-80	L	DNP	24-8-0	20-3-8	0-1-0	2-4-0	0-0-0	7-7-0	0-0-0	5-6-1	3-1-0	DNP	11-5-0	DNP	DNP	DNP
at Clemson	01/11/23	79-83	L	DNP	17-5-1	12-3-5	DNP	5-4-1	DNP	9-5-1	0-1-0	10-6-1	6-0-1	0-1-0	11-1-0	DNP	DNP	DNP
UNC	01/14/23	59-80	L	0-1-0	8-2-1	22-3-4	4-4-0	DNP	1-1-0	2-3-1	1-2-0	9-4-0	2-0-0	2-1-0	8-8-0	DNP	DNP	DNP
PITT	01/18/23	54-75	L	0-1-0	5-4-0	19-2-5	2-5-0	DNP	DNP	14-6-1	2-1-0	4-4-0	0-2-0	0-0-0	8-7-0	DNP	DNP	DNP
at Boston Coll.	01/25/23	65-75	L	DNP	15-2-3	17-1-5	0-0-0	DNP	DNP	5-3-1	0-0-0	10-4-0	2-2-0	0-0-0	16-7-1	DNP	DNP	DNP
at Notre Dame	01/28/23	62-76	L	0-2-0	14-4-1	8-4-6	1-3-0	DNP	6-0-2	4-4-1	0-0-0	3-4-1	8-1-2	0-1-0	10-4-0	DNP	DNP	DNP
GA TECH	02/01/23	68-58	W	DNP	7-5-2	11-6-4	2-2-0	DNP	DNP	10-4-0	0-0-0	6-5-0	11-5-2	0-0-0	19-13-1	DNP	DNP	8-5-0
FLORIDA ST.	02/04/23	78-81	L	DNP	7-1-2	22-3-7	0-2-0	DNP	DNP	8-4-1	2-5-2	8-6-0	15-3-1	DNP	14-4-1	DNP	DNP	2-4-1
at Pitt	02/07/23	57-91	L	2-0-0	11-4-3	7-2-3	0-1-0	DNP	DNP	0-4-2	10-3-1	6-2-0	5-1-1	0-3-0	9-1-1	DNP	DNP	2-3-1
at Miami	02/11/23	85-93	L	DNP	9-1-1	33-2-5	0-1-0	DNP	DNP	6-3-3	0-1-1	2-1-0	13-2-1	0-1-0	18-5-1	DNP	DNP	6-6-0
VIRGINIA	02/15/23	58-61	L	DNP	10-2-2	21-4-3	DNP	0-0-0	DNP	9-9-0	0-1-0	4-2-1	2-3-1	DNP	12-8-0	DNP	DNP	4-3-0
CLEMSON	02/18/23	83-73	W	DNP	13-4-0	28-5-1	0-0-0	8-4-0	DNP	16-9-1	2-0-1	4-2-0	4-1-1	DNP	8-9-2	DNP	DNP	DNP
at Duke	02/20/23	62-79	L	0-0-0	6-3-1	21-2-7	2-2-0	9-5-0	DNP	16-3-0	0-1-2	4-0-1	2-2-0	0-0-0	2-4-0	DNP	DNP	DNP
at Ga. Tech	02/25/23	67-83	L	0-1-0	14-3-2	15-2-3	0-0-0	3-6-1	0-0-0	10-4-1	DNP	2-4-1	15-3-1	0-0-0	8-9-3	0-0-0	DNP	DNP
VA TECH	02/28/23	54-71	L	0-1-0	14-5-0	14-2-0	0-3-1	0-3-0	2-4-1	9-6-0	5-2-0	4-4-1	4-2-1	0-0-0	2-4-1	DNP	DNP	DNP
at Virginia	03/04/23	60-75	L	0-1-0	24-3-1	14-2-2	2-0-0	0-3-2	4-5-1	8-4-0	DNP	2-1-0	2-1-2	0-0-0	6-3-0	0-0-0	DNP	DNP
vs. Boston Coll.	03/07/23	62-80	L	0-0-0	8-2-0	16-0-5	0-0-0	13-6-1	0-1-0	12-7-0	0-0-0	0-4-0	7-1-2	0-0-0	6-7-2	0-0-0	DNP	DNP



2022-23 Statistics for Atlantic Coast Conference Games Only

Atlantic Coast Conference Record: 2-18 Overall ■ 2-8 Home ■ 0-10 Away

Name	G-GS	Min	FG-FGA	Pct	3Pt-Att	Pct	FT-FTA	Pct	Off-Def	Reb-Avg	PF-D	Ast	To	Blk	St	Pts-Avg
Ellis	20-20	720	114-277	.412	34-108	.315	79-93	.849	9-51	60-3.0	38-0	86	68	2	19	341-17.1
James	20-20	637	83-174	.477	28-74	.378	51-66	.773	14-57	71-3.6	49-1	24	40	7	10	245-12.3
Withers	20-17	530	64-152	.421	31-70	.443	34-48	.708	18-97	115-5.8	45-0	15	41	12	12	193-9.7
Traynor	20-12	525	60-123	.488	14-47	.298	9-11	.818	27-57	84-4.2	27-0	15	23	11	4	143-7.2
Lands	20-6	432	21-114	.366	19-51	.373	16-18	.889	4-31	35-1.8	30-0	20	21	2	16	117-5.9
Curry	20-16	350	46-85	.541	0-0	.000	17-35	.486	28-43	71-3.6	47-2	9	26	2	3	109-5.5
Huntley-Hatfield	12-9	275	23-52	.442	2-8	.250	9-15	.600	24-39	63-5.3	24-0	7	27	7	6	57-4.8
Okarfor	5-0	74	9-21	.429	1-1	1.000	3-5	.600	10-11	21-4.2	17-0	2	5	7	0	22-4.4
Miller	17-0	114	9-31	.290	3-17	.176	8-12	.667	8-9	17-1.0	9-0	8	4	1	1	29-1.7
Basili	9-0	81	5-18	.278	2-9	.222	1-2	.500	3-15	18-2.0	13-0	8	3	0	5	131.4
Wheeler	18-0	149	7-22	.318	0-1	.000	1-8	.125	11-16	27-1.5	22-1	1	6	3	5	15-0.8
Ree	11-0	47	3-12	.250	1-8	.125	0-0	.000	1-6	7-0.6	2-2	0	4	1	2	7-0.6
Payne	15-0	60	1-6	.167	0-2	.000	0-0	.000	6-5	11-0.7	6-0	1	0	0	0	2-0.1
McCool	1-0	2	0-0	.000	0-0	.000	0-0	.000	0-1	1-1.0	0-0	0	0	0	0	0-0.0
Myles-Devore	3-0	4	0-3	.000	0-1	.000	0-0	.000	0-0	0-0.0	0-0	0	0	0	0	0-0.0
Team									36-21	57			23			
Totals	**20**	**4000**	**465-1088**	**.427**	**135-397**	**.340**	**228-313**	**.728**	**199-459**	**658-32.9**	**329-4**	**196**	**291**	**55**	**83**	**1293-64.7**
Opponents	**20**	**4000**	**542-1159**	**.468**	**117-485**	**.365**	**274-363**	**.755**	**191-461**	**652-32.6**	**219-2**	**326**	**182**	**84**	**141**	**1535-76.8**



2022-23 Game-by-Game Team Statistics

Teams	FG-FGA	Pct	3Pt-Att	Pct	FT-FTA	Pct	O	D	Reb	PF-D	Asst	TO	Blk	Stl	1H	2H	OT	TOT
Bellarmine	21-43	.488	7-15	467	18-22	.818	3	23	26	15-0	9	11	1	3	41	26		67
LOUISVILLE	**22-52**	**.423**	**11-28**	**.393**	**11-14**	**.786**	**10**	**22**	**32**	**19-2**	**12**	**13**	**3**	**3**	**30**	**36**		**66**
Wright State	31-65	.477	5-16	.313	6-11	.545	7	25	32	9-0	12	13	1	9	34	39		73
LOUISVILLE	**30-59**	**.508**	**5-18**	**.278**	**7-8**	**.875**	**4**	**31**	**35**	**9-0**	**9**	**19**	**2**	**8**	**37**	**35**		**72**
App State	24-63	.381	5-19	.263	8-12	.667	10	22	32	21-1	8	7	2	6	38	23		61
LOUISVILLE	**18-46**	**.391**	**7-22**	**.318**	**17-23**	**.739**	**10**	**32**	**42**	**21-1**	**6**	**18**	**3**	**1**	**25**	**35**		**60**
Arkansas	29-51	.569	8-22	.364	14-19	.737	6	22	28	23-0	20	16	3	10	36	44		80
LOUISVILLE	**16-44**	**.364**	**4-12**	**.333**	**18-25**	**.720**	**7**	**17**	**24**	**16-0**	**4**	**22**	**1**	**4**	**28**	**26**		**54**
Texas Tech	22-51	.431	5-19	.263	21-32	.656	13	32	45	19-0	12	16	4	14	32	38		70
LOUISVILLE	**11-49**	**.224**	**3-18**	**.167**	**13-21**	**.619**	**9**	**20**	**29**	**23-0**	**5**	**18**	**5**	**11**	**13**	**25**		**38**
Cincinnati	33-62	.532	12-32	.375	3-5	.600	6	24	30	17-1	17	10	3	7	31	50		81
LOUISVILLE	**22-51**	**.431**	**3-13**	**.231**	**15-21**	**.714**	**6**	**23**	**29**	**11-0**	**10**	**15**	**1**	**5**	**30**	**32**		**62**
Maryland	28-56	.500	9-24	.375	14-25	.560	8	30	38	19-0	14	12	3	7	37	42		79
LOUISVILLE	**19-56**	**.339**	**4-16**	**.250**	**12-17**	**.706**	**7**	**26**	**33**	**19-0**	**6**	**13**	**3**	**3**	**26**	**28**		**54**
Miami	32-64	.500	6-22	.273	10-11	.909	10	29	32	17-0	18	16	7	10	42	38		80
LOUISVILLE	**17-57**	**.298**	**3-20**	**.150**	**16-18**	**.898**	**11**	**23**	**34**	**12-0**	**6**	**19**	**1**	**6**	**23**	**30**		**53**
Florida State	28-62	.452	7-19	.368	12-16	.750	10	32	42	13-0	13	9	7	5	36	39		75
LOUISVILLE	**20-57**	**.351**	**9-23**	**.391**	**4-9**	**.444**	**8**	**24**	**32**	**17-0**	**14**	**16**	**3**	**2**	**24**	**29**		**53**
Western Kentucky	33-70	.471	9-26	.346	8-11	.727	18	19	37	19-1	17	13	4	1	35	48		83
LOUISVILLE	**31-57**	**.544**	**13-25**	**.520**	**19-20**	**.950**	**7**	**22**	**29**	**15-0**	**17**	**13**	**2**	**5**	**46**	**48**		**94**
Florida A&M	22-64	.344	6-22	.273	5-10	.500	14	17	31	22-0	6	15	3	11	20	35		55
LOUISVILLE	**19-45**	**.422**	**3-14**	**.214**	**20-27**	**.741**	**13**	**32**	**45**	**15-0**	**9**	**22**	**8**	**7**	**22**	**39**		**61**
Lipscomb	30-61	.492	8-27	.296	7-10	.700	11	29	40	16-0	16	14	2	5	33	45		75
LOUISVILLE	**22-56**	**.393**	**6-18**	**.333**	**17-21**	**.810**	**7**	**19**	**26**	**11-0**	**10**	**10**	**2**	**6**	**32**	**35**		**67**
NC State	26-62	.419	10-26	.385	14-21	.667	12	21	33	18-1	17	8	3	6	31	45		76
LOUISVILLE	**23-45**	**.511**	**4-8**	**.500**	**14-24**	**.583**	**6**	**27**	**33**	**18-2**	**5**	**19**	**5**	**8**	**28**	**36**		**64**
Kentucky	33-55	.600	4-13	.308	16-25	.640	15	18	33	18-0	18	12	1	7	45	41		86
LOUISVILLE	**22-47**	**.468**	**2-13**	**.154**	**17-23**	**.739**	**8**	**12**	**20**	**18-0**	**5**	**15**	**2**	**7**	**30**	**33**		**63**
Syracuse	22-54	.407	7-16	.438	19-25	.760	10	23	33	13-0	13	15	5	10	34	36		70
LOUISVILLE	**27-63**	**.429**	**11-27**	**.407**	**4-10**	**.400**	**15**	**23**	**38**	**20-0**	**17**	**21**	**4**	**7**	**35**	**34**		**69**
Wake Forest	29-55	.527	13-32	.406	9-14	.643	8	23	31	21-1	14	11	1	3	43	37		80
LOUISVILLE	**26-59**	**.441**	**9-28**	**.321**	**11-20**	**.550**	**15**	**21**	**36**	**16-0**	**9**	**14**	**1**	**5**	**26**	**46**		**72**
Clemson	28-53	.528	8-21	.381	19-23	.826	7	26	33	20-0	11	11	4	7	40	43		83
LOUISVILLE	**22-53**	**.407**	**9-20**	**.450**	**17-23**	**.739**	**11**	**19**	**30**	**21-0**	**10**	**15**	**1**	**5**	**28**	**42**		**70**
North Carolina	27-57	.474	7-24	.292	19-23	.826	10	30	40	25-0	12	14	1	11	37	43		80
LOUISVILLE	**20-54**	**.370**	**1-14**	**.071**	**18-28**	**.643**	**10**	**21**	**31**	**16-1**	**6**	**14**	**2**	**3**	**26**	**33**		**59**
Pittsburgh	28-57	.491	14-34	.412	5-7	.714	7	26	33	16-0	21	13	3	3	37	38		75
LOUISVILLE	**19-56**	**.339**	**5-20**	**.250**	**11-13**	**.846**	**11**	**23**	**34**	**15-0**	**6**	**17**	**1**	**4**	**28**	**26**		**54**
Boston College	25-51	.490	8-22	.364	17-21	.810	8	19	27	14-0	15	10	5	11	29	46		75
LOUISVILLE	**26-49**	**.531**	**9-18**	**.500**	**4-6**	**.667**	**6**	**19**	**25**	**17-0**	**10**	**19**	**3**	**4**	**35**	**30**		**65**
Notre Dame	29-64	.453	10-28	.357	8-10	.800	8	23	31	13-0	16	3	0	5	46	30		76
LOUISVILLE	**25-54**	**.463**	**8-23**	**.348**	**4-7**	**.571**	**7**	**27**	**34**	**14-0**	**13**	**12**	**3**	**2**	**24**	**38**		**62**
Georgia Tech	18-61	.295	7-27	.259	15-24	.625	12	20	32	19-0	10	5	5	9	28	30		58
LOUISVILLE	**21-46**	**.457**	**7-19**	**.368**	**19-26**	**.731**	**9**	**37**	**56**	**20-0**	**10**	**15**	**1**	**5**	**33**	**35**		**68**
Florida State	30-62	.484	8-23	.348	13-19	.684	9	23	32	13-0	19	8	7	7	45	36		81
LOUISVILLE	**29-62**	**.468**	**10-28**	**.357**	**10-11**	**.909**	**10**	**25**	**35**	**16-0**	**15**	**11**	**4**	**1**	**36**	**42**		**78**
Pittbsurgh	28-51	.549	17-31	.548	18-20	.900	10	27	37	15-0	23	14	13	6	47	44		91
LOUISVILLE	**16-58**	**.276**	**10-27**	**.370**	**15-18**	**.833**	**16**	**14**	**30**	**15-0**	**11**	**13**	**6**	**5**	**27**	**30**		**57**
Miami	31-58	.534	8-20	.400	23-27	.852	11	17	28	14-0	20	6	2	5	42	51		93
LOUISVILLE	**33-57**	**.579**	**10-23**	**.435**	**9-11**	**.818**	**7**	**17**	**24**	**23-1**	**12**	**12**	**1**	**3**	**41**	**44**		**85**
Virginia	23-52	.442	6-18	.333	9-16	.563	7	23	30	14-0	15	6	2	8	29	32		61
LOUISVILLE	**21-50**	**.420**	**8-20**	**.400**	**8-10**	**.800**	**5**	**26**	**31**	**14-0**	**7**	**10**	**3**	**4**	**26**	**32**		**58**
Clemson	29-67	.433	4-24	.167	11-15	.733	8	18	26	22-0	12	5	2	7	36	37		73
LOUISVILLE	**26-51**	**.510**	**5-16**	**.313**	**26-28**	**.929**	**6**	**31**	**37**	**13-0**	**9**	**14**	**4**	**3**	**39**	**44**		**83**
Duke	29-59	.492	9-22	.409	12-18	.667	12	21	33	11-0	19	6	5	6	42	37		79
LOUISVILLE	**23-52**	**.442**	**7-17**	**.412**	**9-10**	**.900**	**9**	**19**	**28**	**15-0**	**11**	**12**	**2**	**5**	**33**	**29**		**62**
Georgia Tech	27-56	.482	12-29	.414	17-22	.773	7	22	29	16-0	10	10	5	7	45	38		83
LOUISVILLE	**27-61**	**.443**	**4-17**	**.235**	**9-12**	**.750**	**14**	**23**	**37**	**20-0**	**12**	**14**	**4**	**3**	**32**	**35**		**67**
Virginia Tech	24-64	.375	10-20	.345	13-17	.765	18	21	39	11-0	16	5	4	7	35	36		71
LOUISVILLE	**24-57**	**.421**	**2-14**	**.143**	**4-9**	**.444**	**14**	**24**	**38**	**15-0**	**5**	**12**	**3**	**3**	**27**	**27**		**54**
Virginia	29-50	.580	6-18	.333	11-14	.786	7	17	24	14-0	25	7	3	8	36	39		75
LOUISVILLE	**20-46**	**.435**	**4-15**	**.267**	**16-20**	**.800**	**9**	**16**	**25**	**13-0**	**8**	**12**	**3**	**5**	**20**	**40**		**60**
Boston College	29-62	.468	5-19	.263	17-24	.708	14	26	40	19-0	17	4	1	3	31	49		80
LOUISVILLE	**19-50**	**.380**	**4-14**	**.286**	**20-26**	**.769**	**7**	**22**	**29**	**21-1**	**10**	**9**	**3**	**2**	**34**	**28**		**62**



Emmanuel Okorafor



Hercy Miller

2022-23 Box Scores

Official Basketball Box Score - Final
Bellarmine at Louisville
11/09/22 KFC Yum! Center, Louisville
2022-23 Men's Basketball

Game Time: 9:10 PM
Game Duration: 2:09
Attendance: 14,865

Officials: Bert Smith, Tony Henderson, Tommy Morrissey

Bellarmine - 67 Record: 1-0

NO.	Name		Min	FG M-A	3P M-A	FT M-A	Rebounds OR	DR	TOT	Fouls PF	FD	TP	AS	TO	ST	Blocks BS	BA	+/-
42	Curt Hopf	F	17:24	1-5	1-4	0-0	1	1	2	3	1	3	1	1	0	0	0	-9
1	Juston Betz	G	37:34	2-6	1-3	0-0	0	6	6	2	4	5	1	4	1	0	0	-7
5	Peter Suder	G	22:33	0-4	0-1	0-0	1	2	3	2	1	0	3	0	1	0	1	-3
10	Garrett Tipton	G	33:38	9-16	1-3	2-3	1	2	3	3	2	21	0	3	0	0	1	-8
22	Bash Wieland	G	34:40	1-3	0-0	11-12	0	4	4	2	7	13	2	0	0	0	1	-3
2	Alec Pfriem		22:18	3-3	1-1	0-0	0	3	3	2	0	7	0	1	1	0	0	8
12	Langdon Hatton		20:23	2-3	0-0	3-5	0	3	3	1	3	7	2	1	0	1	0	6
33	Ben Johnson		08:48	2-2	2-2	2-2	0	1	1	0	1	8	0	1	0	0	0	17
14	Sam DeVault		02:42	1-1	1-1	0-0	0	1	1	0	0	3	0	0	0	0	0	4
Team							0	0	0			0		0				
Totals				21-43	7-15	18-22	3	23	26	15	19	67	9	11	3	1	3	1

Technical Fouls::NONE

Shooting By Period		
1st FG%	13-22	59.1%
3PT%	5-9	55.6%
FT%	10-13	76.9%
2nd FG%	8-21	38.1%
3PT%	2-6	33.3%
FT%	8-9	88.9%
GM FG%	21-43	48.8%
3PT%	7-15	46.7%
FT%	18-22	81.8%

Dead Ball Rebounds: 1, 0

Louisville - 66 Record: 0-1

NO.	Name		Min	FG M-A	3P M-A	FT M-A	Rebounds OR	DR	TOT	Fouls PF	FD	TP	AS	TO	ST	Blocks BS	BA	+/-
1	Mike James	F	33:00	5-8	3-5	3-3	0	4	4	2	2	16	3	1	0	1	0	13
5	Brandon Huntley-Hatfield	F	21:28	4-4	1-1	0-0	3	7	10	3	1	9	3	1	0	1	0	24
21	Sydney Curry	F	16:12	0-0	0-0	0-0	1	2	3	2	2	0	0	1	0	0	0	0
24	Jae'Lyn Withers	F	25:20	5-9	2-3	5-5	0	2	2	5	6	17	0	3	2	0	0	4
3	El Ellis	G	40:00	5-15	4-11	0-1	0	3	3	1	1	14	5	3	0	0	1	-1
22	Kamari Lands		20:55	0-6	0-4	2-2	0	0	0	0	1	2	0	2	0	0	0	-18
4	Roosevelt Wheeler		19:03	1-3	0-0	1-3	6	2	8	1	2	3	1	1	0	1	0	-4
12	JJ Traynor		18:23	2-5	1-3	0-0	0	2	2	5	0	5	0	1	1	0	0	-10
23	Alexander Payne		02:26	0-1	0-1	0-0	0	0	0	0	0	0	0	0	0	0	0	-8
15	Hercy Miller		03:13	0-1	0-0	0-0	0	0	0	0	0	0	0	0	0	0	0	-5
Team							0	0	0			0		0				
Totals				22-52	11-28	11-14	10	22	32	19	15	66	12	13	3	3	1	-1

Technical Fouls::NONE

Shooting By Period		
1st FG%	10-26	38.5%
3PT%	7-16	43.8%
FT%	3-4	75%
2nd FG%	12-26	46.2%
3PT%	4-12	33.3%
FT%	8-10	80%
GM FG%	22-52	42.3%
3PT%	11-28	39.3%
FT%	11-14	78.6%

Dead Ball Rebounds: 0, 0

	BEL	LOU
Biggest lead	14 (1st 6:51)	8 (1st 16:13)
Best Scoring Run	13(1st 9:35)	11(2nd 1:02)
Lead Changes	1	
Times Tied	1	
Time with Lead	32:18	05:58

Points from	BEL	LOU
Turnovers	16	13
Paint	24	22
Second Chance	0	8
Fast Breaks	0	5
Bench	25	10

Period by Period Scoring	1st	2nd	TOT
BEL	41	26	67
LOU	30	36	66

Official Basketball Box Score - Final
Wright St. at Louisville
11/12/22 KFC Yum! Center, Louisville
2022-23 Men's Basketball

Game Time: 1:01 PM
Game Duration: 1:49
Attendance: 12,720

Officials: Ron Groover, Kipp Kissinger, Matt Potter

Wright St. - 73 Record: 1-1

NO.	Name		Min	FG M-A	3P M-A	FT M-A	Rebounds OR	DR	TOT	Fouls PF	FD	TP	AS	TO	ST	Blocks BS	BA	+/-
12	AJ Braun	C	26:34	5-6	0-0	0-3	1	2	3	2	2	10	0	3	0	0	1	0
0	Amari Davis	G	19:56	2-7	0-0	3-4	0	5	5	2	3	7	1	2	1	0	1	1
1	Trey Calvin	G	31:27	8-16	1-1	0-0	0	3	3	0	0	17	5	2	0	1	0	1
4	Keaton Norris	G	21:08	0-3	0-1	0-0	0	0	0	2	0	0	2	1	0	0	0	-9
24	Tim Finke	G	30:54	2-11	1-6	0-0	2	1	3	1	1	5	2	2	3	0	0	-5
3	Alex Huibregtse		25:10	4-7	2-4	0-0	1	5	6	1	0	10	1	0	2	0	0	6
14	Brandon Noel		26:46	6-8	0-1	1-2	2	4	6	0	2	13	1	2	1	0	0	7
22	Andrew Welage		10:38	2-3	1-2	0-0	0	4	4	1	0	5	0	1	2	0	0	0
52	Blake Sisley		07:27	2-4	0-1	2-2	0	0	0	0	1	6	0	0	0	0	0	4
Team							1	1	2			0		0				
Totals				31-65	5-16	6-11	7	25	32	9	9	73	12	13	9	1	2	1

Technical Fouls::NONE

Shooting By Period		
1st FG%	14-33	42.4%
3PT%	2-9	22.2%
FT%	4-7	57.1%
2nd FG%	17-32	53.1%
3PT%	3-7	42.9%
FT%	2-4	50%
GM FG%	31-65	47.7%
3PT%	5-16	31.3%
FT%	6-11	54.5%

Dead Ball Rebounds: 1, 0

Louisville - 72 Record: 0-2

NO.	Name		Min	FG M-A	3P M-A	FT M-A	Rebounds OR	DR	TOT	Fouls PF	FD	TP	AS	TO	ST	Blocks BS	BA	+/-
1	Mike James	F	33:30	3-6	1-2	1-1	1	4	5	1	3	8	1	4	0	0	0	6
5	Brandon Huntley-Hatfield	F	32:37	4-10	0-2	2-2	1	5	6	0	2	10	2	1	1	0	0	2
21	Sydney Curry	F	21:54	1-2	0-0	1-2	0	6	6	1	1	3	0	1	1	1	0	4
24	Jae'Lyn Withers	F	34:13	7-11	1-5	0-0	0	11	11	0	0	15	0	2	5	0	0	0
3	El Ellis	G	33:45	12-20	2-5	3-3	1	1	2	1	3	29	2	8	0	0	1	0
4	Roosevelt Wheeler		03:37	0-0	0-0	0-0	1	0	1	2	0	0	0	0	0	0	0	-7
15	Hercy Miller		10:29	1-4	1-1	0-0	0	0	0	1	0	3	1	1	1	0	0	-4
22	Kamari Lands		10:48	0-2	0-2	0-0	0	3	3	2	0	0	1	1	0	0	0	1
12	JJ Traynor		19:07	2-4	0-1	0-0	0	1	1	1	0	4	2	0	0	1	0	-7
Team							0	0	0			0		1				
Totals				30-59	5-18	7-8	4	31	35	9	9	72	9	19	8	2	1	-1

Technical Fouls::NONE

Shooting By Period		
1st FG%	16-32	50.0%
3PT%	2-7	28.6%
FT%	3-3	100%
2nd FG%	14-27	51.9%
3PT%	3-11	27.3%
FT%	4-5	80%
GM FG%	30-59	50.8%
3PT%	5-18	27.8%
FT%	7-8	87.5%

Dead Ball Rebounds: 1, 0

	WSU	LOU
Biggest lead	4 (1st 11:59)	10 (2nd 16:34)
Best Scoring Run	7(1st 4:48)	7(2nd 18:43)
Lead Changes	10	
Times Tied	6	
Time with Lead	11:24	23:51

Points from	WSU	LOU
Turnovers	18	12
Paint	42	44
Second Chance	12	6
Fast Breaks	4	6
Bench	34	7

Period by Period Scoring	1st	2nd	TOT
WSU	34	39	73
LOU	37	35	72

Official Basketball Box Score - Final
App State at Louisville
11/15/22 KFC Yum! Center, Louisville
2022-23 Men's Basketball

Game Time: 6:00 PM
Game Duration: 2:07
Attendance: 11,919

Officials: Jeffery Clark, Keith Kimble, Tony Chiazza

App State - 61 Record: 3-0

NO.	Name		Min	FG M-A	3P M-A	FT M-A	Rebounds OR	DR	TOT	Fouls PF	FD	TP	AS	TO	ST	Blocks BS	BA	+/-
3	Tamell Pearson	F	23:17	1-7	0-1	3-4	2	7	9	2	7	5	0	2	1	0	0	6
11	Donovan Gregory	F	34:25	7-15	0-0	2-2	2	0	2	0	3	16	2	1	2	0	1	-4
15	CJ Huntley	F	19:39	1-2	1-2	0-0	1	3	4	3	0	3	1	0	0	0	0	-7
23	Terence Harcum	G	24:49	4-11	0-2	2-2	1	1	2	5	1	10	1	0	2	0	2	5
30	Tyree Boykin	G	35:30	6-14	2-7	0-1	0	2	2	3	2	14	2	1	1	0	0	1
35	Dibaji Walker		16:37	2-4	2-4	0-0	0	3	3	2	1	6	0	0	0	0	0	8
21	Justin Abson		16:43	2-4	0-0	0-0	2	2	4	2	2	4	1	2	0	2	0	-5
0	Xavion Brown		04:36	1-2	0-0	1-3	0	1	1	3	2	3	0	1	0	0	0	-1
2	Christopher Mantis		05:49	0-2	0-2	0-0	0	1	1	0	0	0	1	0	0	0	0	0
10	Michael Eads Jr.		03:44	0-0	0-0	0-0	0	1	1	0	1	0	0	0	0	0	0	0
12	Carvell Teasett		14:51	0-2	0-1	0-0	0	0	0	1	2	0	0	0	0	0	0	2
Team							2	1	3			0		0				
Totals				24-63	5-19	8-12	10	22	32	21	21	61	8	7	6	2	3	1

Technical Fouls::NONE

Shooting By Period		
1st FG%	15-31	48.4%
3PT%	4-12	33.3%
FT%	4-5	80%
2nd FG%	9-32	28.1%
3PT%	1-7	14.3%
FT%	4-7	57.1%
GM FG%	24-63	38.1%
3PT%	5-19	26.3%
FT%	8-12	66.7%

Dead Ball Rebounds: 1, 1

Louisville - 60 Record: 0-3

NO.	Name		Min	FG M-A	3P M-A	FT M-A	Rebounds OR	DR	TOT	Fouls PF	FD	TP	AS	TO	ST	Blocks BS	BA	+/-
1	Mike James	F	30:26	2-4	1-3	4-6	0	4	4	3	5	9	1	2	0	1	0	2
5	Brandon Huntley-Hatfield	F	38:04	5-8	0-0	2-4	3	7	10	2	4	12	0	2	1	0	1	0
21	Sydney Curry	F	16:43	1-3	0-0	0-0	1	7	8	2	0	2	0	2	0	1	0	-3
24	Jae'Lyn Withers	F	09:37	0-1	0-0	0-0	0	0	0	5	1	0	0	3	0	0	0	-9
3	El Ellis	G	38:44	8-18	4-11	9-11	0	3	3	2	8	29	3	5	0	0	0	3
12	JJ Traynor		23:16	1-4	1-2	0-0	3	2	5	2	1	3	0	1	0	1	1	0
15	Hercy Miller		24:38	1-5	1-4	2-2	1	5	6	3	2	5	2	1	0	0	0	11
22	Kamari Lands		13:50	0-3	0-2	0-0	0	1	1	1	0	0	0	0	0	0	0	-4
23	Alexander Payne		04:42	0-0	0-0	0-0	0	2	2	1	0	0	0	1	0	0	0	-5
Team							2	1	3			0		1				
Totals				18-46	7-22	17-23	10	32	42	21	21	60	6	18	1	3	2	-1

Technical Fouls::NONE

Shooting By Period		
1st FG%	6-23	26.1%
3PT%	3-12	25.0%
FT%	10-13	76.9%
2nd FG%	12-23	52.2%
3PT%	4-10	40.0%
FT%	7-10	70%
GM FG%	18-46	39.1%
3PT%	7-22	31.8%
FT%	17-23	73.9%

Dead Ball Rebounds: 1, 0

	APP	LOU
Biggest lead	16 (1st 4:44)	0 (1st 20:00)
Best Scoring Run	6(1st 7:53)	8(2nd 3:31)
Lead Changes	0	
Times Tied	0	
Time with Lead	39:31	00:00

Points from	APP	LOU
Turnovers	20	6
Paint	34	18
Second Chance	13	8
Fast Breaks	0	2
Bench	13	8

Period by Period Scoring	1st	2nd	TOT
APP	38	23	61
LOU	25	35	60

Official Basketball Box Score - Final
Louisville at Arkansas
11/21/22 Lahaina Civic Center, Lahaina
2022-23 Men's Basketball

Game Time: 12:00 PM
Game Duration: 2:03
Attendance: 2,400

Officials: Verne Harris, Rob Riley, Jeb Hartness

Louisville - 54 Record: 0-4

NO.	Name		Min	FG M-A	3P M-A	FT M-A	Rebounds OR	DR	TOT	Fouls PF	FD	TP	AS	TO	ST	Blocks BS	BA	+/-
1	Mike James	F	34:42	0-2	0-1	3-4	1	0	1	1	3	3	1	2	1	1	0	-19
5	Brandon Huntley-Hatfield	F	23:34	0-2	0-1	1-2	0	2	2	3	3	1	0	3	1	0	0	-24
21	Sydney Curry	F	17:48	1-2	0-0	1-2	0	1	1	1	1	3	0	1	1	0	1	-7
24	Jae'Lyn Withers	F	25:04	1-4	0-2	5-6	0	5	5	4	7	7	1	3	1	0	0	-13
3	El Ellis	G	30:48	4-16	2-5	1-2	0	3	3	0	3	11	2	7	0	0	1	-21
12	JJ Traynor		18:22	4-5	1-1	0-0	1	0	1	3	0	9	0	3	0	0	0	-15
15	Hercy Miller		06:29	1-2	0-0	1-2	0	1	1	1	2	3	0	0	0	0	1	0
22	Kamari Lands		20:53	3-5	1-2	6-6	0	2	2	0	3	13	0	1	0	0	0	-6
4	Roosevelt Wheeler		12:23	1-2	0-0	0-1	2	2	4	1	1	2	0	1	0	0	0	-1
0	Devin Ree		02:43	0-0	0-0	0-0	0	0	0	1	0	0	0	1	0	0	0	-6
11	Fabio Basili		02:43	1-4	0-0	0-0	0	0	0	1	0	2	0	0	0	0	0	-5
23	Alexander Payne		02:43	0-0	0-0	0-0	0	0	0	0	0	0	0	0	0	0	0	-5
30	Ashton Myles-Devore		00:54	0-0	0-0	0-0	0	0	0	0	0	0	0	0	0	0	0	-4
33	Aidan McCool		00:54	0-0	0-0	0-0	0	0	0	0	0	0	0	0	0	0	0	-4
Team							3	1	4			0		0				
Totals				16-44	4-12	18-25	7	17	24	16	23	54	4	22	4	1	3	-26

Technical Fouls::NONE

Shooting By Period		
1st FG%	8-25	32.0%
3PT%	2-8	25.0%
FT%	10-15	66.7%
2nd FG%	8-19	42.1%
3PT%	2-4	50.0%
FT%	8-10	80%
GM FG%	16-44	36.4%
3PT%	4-12	33.3%
FT%	18-25	72.0%

Dead Ball Rebounds: 6, 1

Arkansas - 80 Record: 4-0

NO.	Name		Min	FG M-A	3P M-A	FT M-A	Rebounds OR	DR	TOT	Fouls PF	FD	TP	AS	TO	ST	Blocks BS	BA	+/-
13	Jordan Walsh	F	27:48	2-6	2-5	1-2	0	2	2	3	1	7	2	2	1	0	0	23
15	Makhi Mitchell	F	17:35	2-3	0-0	1-2	3	3	6	3	2	5	1	2	0	1	0	3
0	Anthony Black	G	34:35	9-11	3-5	5-5	1	2	3	3	5	26	6	4	2	0	0	27
1	Ricky Council IV	G	35:00	6-13	3-7	0-0	1	2	3	1	1	15	3	4	4	0	0	25
4	Davonte Davis	G	31:52	1-4	0-3	0-0	0	0	0	4	1	2	5	1	0	0	0	15
2	Trevon Brazile		14:41	0-2	0-2	1-2	0	2	2	3	2	1	0	2	1	0	0	4
22	Makhel Mitchell		20:10	4-5	0-0	4-6	0	6	6	2	3	12	3	0	2	2	0	21
11	Jalen Graham		05:52	4-5	0-0	0-0	1	0	1	1	0	8	0	1	0	0	0	-3
5	Joseph Pinion		03:58	0-1	0-0	2-2	0	2	2	2	1	2	0	0	0	0	1	1
23	Derrian Ford		03:58	1-1	0-0	0-0	0	0	0	1	0	2	0	0	0	0	0	1
12	Barry Dunning Jr.		02:43	0-0	0-0	0-0	0	0	0	0	0	0	0	0	0	0	0	5
21	Cade Arbogast		00:54	0-0	0-0	0-0	0	0	0	0	0	0	0	0	0	0	0	4
45	Lawson Blake		00:54	0-0	0-0	0-0	0	0	0	0	0	0	0	0	0	0	0	4
Team							0	3	3			0		0				
Totals				29-51	8-22	14-19	6	22	28	23	16	80	20	16	10	3	1	26

Technical Fouls::NONE

Shooting By Period		
1st FG%	12-26	46.2%
3PT%	5-14	35.7%
FT%	7-10	70%
2nd FG%	17-25	68.0%
3PT%	3-8	37.5%
FT%	7-9	77.8%
GM FG%	29-51	56.9%
3PT%	8-22	36.4%
FT%	14-19	73.7%

Dead Ball Rebounds: 3, 0

	LOU	ARK
Biggest lead	0 (1st 20:00)	27 (2nd 4:29)
Best Scoring Run	7(2nd 3:11)	17(2nd 4:29)
Lead Changes	0	
Times Tied	0	
Time with Lead	00:00	39:47

Points from	LOU	ARK
Turnovers	19	29
Paint	16	38
Second Chance	2	3
Fast Breaks	9	15
Bench	29	25

Period by Period Scoring	1st	2nd	TOT
LOU	28	26	54
ARK	36	44	80

2022-23 Box Scores

Official Basketball Box Score - Final
Texas Tech at Louisville
11/22/22 Lahaina Civic Center, Lahaina
2022-23 Men's Basketball

Game Time: 9:30 A
Game Duration: 2:
Attendance: 2,4

Officials: Verne Harris, Brent Hampton, Tommy Morrisse

Texas Tech - 70 Record: 4-1

NO.	Name		Min	FG M-A	3P M-A	FT M-A	Rebounds OR	DR	TOT	Fouls PF	FD	TP	AS	TO	ST	Blocks BS	BA	+/-
0	Kevin Obanor	F	21:35	6-9	0-2	3-3	2	3	5	3	2	15	0	1	1	0	0	22
12	Daniel Batcho	F	25:16	2-5	0-0	5-6	2	10	12	1	5	9	1	1	3	3	0	27
2	Pop Isaacs	G	21:45	2-6	1-4	0-0	0	3	3	1	1	5	2	1	3	0	0	21
20	Jaylon Tyson	G	20:31	2-5	1-3	3-6	0	3	3	0	3	8	1	0	2	0	0	18
23	De'Vion Harmon	G	23:38	1-2	1-2	1-2	0	1	1	0	1	4	1	3	3	0	0	22
5	KJ Allen		10:09	1-3	0-0	1-1	1	0	1	2	1	3	0	0	0	0	1	7
1	Lamar Washington		22:55	2-5	0-1	0-2	1	6	7	2	2	4	4	5	1	0	2	20
22	Elijah Fisher		13:12	1-4	0-2	0-0	1	1	2	1	0	2	1	1	0	1	1	9
4	Robert Jennings		15:21	3-5	0-0	2-5	1	2	3	3	4	8	0	1	0	0	1	5
24	Kerwin Walton		11:59	0-2	0-1	0-0	1	0	1	2	0	0	1	0	1	0	0	-4
3	D'Maurian Williams		11:10	2-4	2-4	4-5	1	2	3	3	3	10	1	2	0	0	0	16
13	CJ Williams		02:29	0-1	0-0	2-2	1	0	1	1	1	2	0	0	0	0	0	-3
Team																		
Totals				22-51	5-19	21-32	13	32	45	19	23	70	12	16	14	4	5	32

Shooting By Period		
1st FG%	10-24	41.7%
3PT%	3-11	27.3%
FT%	9-13	69.2%
2nd FG%	12-27	44.4%
3PT%	2-8	25.0%
FT%	12-19	63.2%
GM FG%	22-51	43.1%
3PT%	5-19	26.3%
FT%	21-32	65.6%

Dead Ball Rebounds: 7, 0

Technical Fouls: NONE

Louisville - 38 Record: 0-5

NO.	Name		Min	FG M-A	3P M-A	FT M-A	Rebounds OR	DR	TOT	Fouls PF	FD	TP	AS	TO	ST	Blocks BS	BA	+/-
1	Mike James	F	27:32	0-2	0-2	4-4	0	2	2	4	4	4	0	3	0	1	0	-16
5	Brandon Huntley-Hatfield	F	22:22	0-4	0-0	3-4	0	3	3	2	2	3	0	3	4	0	0	-10
21	Sydney Curry	F	14:30	1-4	0-0	0-0	2	2	4	3	0	2	0	0	0	0	1	-8
24	Jae'Lyn Withers	F	25:29	3-7	1-2	0-0	0	5	5	2	2	7	0	5	0	0	1	-18
3	El Ellis	G	31:58	3-11	1-6	0-2	0	1	1	0	2	7	3	3	1	0	1	-34
12	JJ Traynor		24:39	2-8	1-4	1-2	1	2	3	1	2	6	0	1	1	1	1	-31
22	Kamari Lands		20:26	0-7	0-2	0-0	0	1	1	2	0	0	1	0	2	0	0	-30
4	Roosevelt Wheeler		11:23	1-1	0-0	0-0	0	2	2	3	1	2	0	0	0	1	0	-15
15	Hercy Miller		10:07	0-2	0-1	2-4	2	1	3	2	3	2	1	1	2	0	0	-1
23	Alexander Payne		02:29	1-1	0-0	1-2	1	0	1	1	1	3	0	0	0	0	0	2
11	Fabio Basili		06:36	0-2	0-1	0-1	1	0	1	3	1	0	0	2	1	0	0	-1
0	Devin Ree		02:29	0-0	0-0	2-2	0	0	0	0	1	2	0	0	0	2	0	2
Team							2	1	3			0		0				
Totals				11-49	3-18	13-21	9	20	29	23	19	38	5	18	11	5	4	-32

Shooting By Period		
1st FG%	4-23	17.4%
3PT%	1-7	14.3%
FT%	4-4	100%
2nd FG%	7-26	26.9%
3PT%	2-11	18.2%
FT%	9-17	52.9%
GM FG%	11-49	22.4%
3PT%	3-18	16.7%
FT%	13-21	61.9%

Dead Ball Rebounds: 5, 0

Technical Fouls: NONE

	TTU	LOU
Biggest lead	38 (2nd 6:47)	3 (1st 19:12)
Best Scoring Run	25 (2nd 14:45)	11 (2nd 4:17)
Lead Changes	1	
Times Tied	1	
Time with Lead	35:59	02:21

Points from	TTU	LOU
Turnovers	18	6
Paint	32	12
Second Chance	10	5
Fast Breaks	9	7
Bench	29	15

Period by Period Scoring	1st	2nd	TOT
TTU	32	38	70
LOU	13	25	38

Official Basketball Box Score - Final
Louisville at Cincinnati
11/23/22 Lahaina Civic Center, Lahaina
2022-23 Men's Basketball

Game Time: 2:30 F
Game Duration: 1:
Attendance: 2,4

Officials: Jeff Clark, Tommy Morrissey, Amy Bonn

Louisville - 62 Record: 0-6

NO.	Name		Min	FG M-A	3P M-A	FT M-A	Rebounds OR	DR	TOT	Fouls PF	FD	TP	AS	TO	ST	Blocks BS	BA	+/-
1	Mike James	F	32:31	2-4	0-1	0-1	0	1	1	0	1	4	0	2	3	0	0	-18
5	Brandon Huntley-Hatfield	F	30:23	4-9	0-1	7-8	0	3	3	1	5	15	0	1	0	1	1	-14
12	JJ Traynor	F	33:06	4-8	1-1	1-1	2	1	3	2	2	10	1	1	0	0	0	-16
24	Jae'Lyn Withers	F	29:42	2-7	1-5	1-3	2	5	7	4	5	6	2	0	0	0	0	-9
3	El Ellis	G	36:41	5-14	0-2	3-4	0	1	1	0	2	13	6	3	1	0	1	-16
21	Sydney Curry		09:37	0-1	0-0	0-0	1	4	5	0	0	0	0	0	0	0	0	-5
22	Kamari Lands		19:53	3-6	1-3	3-4	0	4	4	1	2	10	1	2	1	0	1	-11
15	Hercy Miller		08:07	2-2	0-0	0-0	1	2	3	3	0	4	0	2	0	0	0	-6
Team							0	2	2			0		4				
Totals				22-51	3-13	15-21	6	23	29	11	17	62	10	15	5	1	3	-19

Shooting By Period		
1st FG%	11-27	40.7%
3PT%	0-6	0.0%
FT%	8-13	61.5%
2nd FG%	11-24	45.8%
3PT%	3-7	42.9%
FT%	7-8	87.5%
GM FG%	22-51	43.1%
3PT%	3-13	23.1%
FT%	15-21	71.4%

Dead Ball Rebounds: 5, 0

Technical Fouls: NONE

Cincinnati - 81 Record: 4-3

NO.	Name		Min	FG M-A	3P M-A	FT M-A	Rebounds OR	DR	TOT	Fouls PF	FD	TP	AS	TO	ST	Blocks BS	BA	+/-
30	Viktor Lakhin	F	15:42	6-9	0-0	0-0	2	2	4	5	1	12	0	1	2	1	0	9
2	Landers Nolley II	G	30:56	8-12	5-8	0-0	1	3	4	3	0	21	2	4	0	1	0	16
3	Mika Adams-Woods	G	29:06	4-8	1-4	1-1	0	3	3	1	2	10	5	1	0	0	0	10
5	David DeJulius	G	34:35	10-19	6-14	0-0	0	0	0	0	1	26	2	0	1	0	0	19
24	Jeremiah Davenport	G	34:17	1-7	0-4	1-2	0	6	6	2	4	3	6	0	2	0	0	18
0	Dan Skillings Jr.		12:50	1-3	0-2	1-2	0	3	3	0	2	3	0	1	1	0	0	2
33	Ody Oguama		19:36	3-4	0-0	0-0	1	5	6	2	0	6	0	0	1	0	1	12
13	Josh Reed		03:58	0-0	0-0	0-0	0	0	0	0	0	0	0	0	0	0	0	3
10	Rob Phinisee		11:30	0-0	0-0	0-0	0	0	0	0	1	0	1	0	0	0	0	9
32	Jarrett Hensley		03:54	0-0	0-0	0-0	0	0	0	1	1	0	1	1	0	0	0	-1
1	Kalu Ezikpe		02:52	0-0	0-0	0-0	0	1	1	2	0	0	0	0	1	0	1	-2
11	C.J. Anthony		00:44	0-0	0-0	0-0	0	0	0	0	0	0	0	0	0	0	0	0
Team							2	1	3			0		1				
Totals				33-62	12-32	3-5	6	24	30	17	11	81	17	10	7	3	1	19

Shooting By Period		
1st FG%	12-28	42.9%
3PT%	6-16	37.5%
FT%	1-2	50%
2nd FG%	21-34	61.8%
3PT%	6-16	37.5%
FT%	2-3	66.7%
GM FG%	33-62	53.2%
3PT%	12-32	37.5%
FT%	3-5	60.0%

Dead Ball Rebounds: 2, 0

Technical Fouls: NONE

	LOU	CIN
Biggest lead	2 (1st 2:10)	20 (2nd 1:50)
Best Scoring Run	7 (2nd 4:54)	11 (2nd 13:09)
Lead Changes	16	
Times Tied	5	
Time with Lead	04:38	32:01

Points from	LOU	CIN
Turnovers	9	18
Paint	26	30
Second Chance	4	7
Fast Breaks	4	29
Bench	14	9

Period by Period Scoring	1st	2nd	TOT
LOU	30	32	62
CIN	31	50	81

Official Basketball Box Score - Final
Maryland at Louisville
11/29/22 KFC Yum! Center, Louisville
2022-23 Men's Basketball

Game Time: 7:01 PM
Game Duration: 2:03
Attendance: 12,211

Officials: Roger Ayers, Bert Smith, Tony Henderson

Maryland - 79 Record: 7-0

NO.	Name		Min	FG M-A	3P M-A	FT M-A	Rebounds OR	DR	TOT	Fouls PF	FD	TP	AS	TO	ST	Blocks BS	BA	+/-
10	Julian Reese	F	24:09	2-4	0-0	2-6	1	6	7	3	4	6	0	0	0	0	2	30
24	Donta Scott	F	28:56	7-12	3-6	1-1	0	5	5	0	2	18	2	1	0	2	0	19
0	Donald Carey	G	23:27	2-6	2-6	3-4	0	2	2	2	2	9	0	2	1	0	0	22
1	Jahmir Young	G	24:06	6-10	1-3	2-3	1	4	5	0	4	15	5	0	3	0	0	26
13	Hakim Hart	G	28:25	3-5	1-3	2-2	1	2	3	1	1	9	4	1	2	1	0	24
23	Ian Martinez		21:20	4-9	2-5	0-0	2	3	5	3	1	10	0	2	0	0	1	5
2	Jahari Long		17:35	1-4	0-0	1-2	0	1	1	4	1	3	3	3	1	0	0	5
15	Patrick Emilien		14:35	2-3	0-0	2-6	2	1	3	2	3	6	0	0	0	0	0	0
11	Noah Batchelor		08:41	1-3	0-1	1-1	1	3	4	1	1	3	0	1	0	0	0	0
12	Pavlo Dziuba		03:41	0-0	0-0	0-0	0	0	0	0	0	0	0	1	0	0	0	-3
35	Caelum Swanton-Rodger		02:07	0-0	0-0	0-0	0	0	0	1	0	0	0	0	0	0	0	1
31	Arnaud Revaz		01:34	0-0	0-0	0-0	0	0	0	2	0	0	0	0	0	0	0	-2
30	Carson Dick		01:24	0-0	0-0	0-0	0	0	0	0	0	0	0	0	0	0	0	-2
Team							0	3	3			0		1				
Totals				28-56	9-24	14-25	8	30	38	19	19	79	14	12	7	3	3	25

Shooting By Period		
1st FG%	14-30	46.7%
3PT%	3-13	23.1%
FT%	6-9	66.7%
2nd FG%	14-26	53.8%
3PT%	6-11	54.5%
FT%	8-16	50%
GM FG%	28-56	50.0%
3PT%	9-24	37.5%
FT%	14-25	56.0%

Dead Ball Rebounds: 5, 2

Technical Fouls: NONE

Louisville - 54 Record: 0-7

NO.	Name		Min	FG M-A	3P M-A	FT M-A	Rebounds OR	DR	TOT	Fouls PF	FD	TP	AS	TO	ST	Blocks BS	BA	+/-
1	Mike James	F	24:08	3-8	0-1	0-0	2	2	4	3	1	6	0	2	0	0	2	-26
5	Brandon Huntley-Hatfield	F	32:08	3-7	0-1	2-2	1	7	8	0	3	8	0	2	1	3	1	-28
12	JJ Traynor	F	15:08	1-4	0-0	0-0	1	1	2	1	0	2	1	1	0	0	0	-20
24	Jae'Lyn Withers	F	16:44	2-7	0-2	1-2	0	2	2	3	3	5	0	2	0	0	0	-17
3	El Ellis	G	32:06	6-16	2-7	1-2	0	2	2	2	4	15	3	4	1	0	0	-29
21	Sydney Curry		07:17	0-1	0-0	0-1	0	1	1	1	1	0	0	0	0	0	0	-7
22	Kamari Lands		16:25	0-3	0-1	2-2	0	5	5	1	3	2	0	1	0	0	0	-7
4	Roosevelt Wheeler		15:31	1-2	0-0	3-4	0	4	4	2	2	5	1	0	0	0	0	2
15	Hercy Miller		12:51	0-1	0-0	0-0	0	0	0	2	0	0	0	0	0	0	0	4
23	Alexander Payne		04:35	0-0	0-0	0-0	0	0	0	2	0	0	0	0	0	0	0	-2
0	Devin Ree		12:06	2-5	1-3	0-0	0	2	2	0	0	5	0	0	0	0	0	0
11	Fabio Basili		08:31	1-2	1-1	3-4	0	0	0	2	2	6	1	1	1	0	0	3
30	Ashton Myles-Devore		01:15	0-0	0-0	0-0	0	0	0	0	0	0	0	0	0	0	0	1
33	Aidan McCool		01:15	0-0	0-0	0-0	0	0	0	0	0	0	0	0	0	0	0	1
Team							3	0	3			0		0				
Totals				19-56	4-16	12-17	7	26	33	19	19	54	6	13	3	3	3	-25

Shooting By Period		
1st FG%	10-26	38.5%
3PT%	1-7	14.3%
FT%	5-6	83.3%
2nd FG%	9-30	30.0%
3PT%	3-9	33.3%
FT%	7-11	63.6%
GM FG%	19-56	33.9%
3PT%	4-16	25.0%
FT%	12-17	70.6%

Dead Ball Rebounds: 3, 0

Technical Fouls: NONE

	MYD	LOU
Biggest lead	33 (2nd 6:08)	0 (1st 20:00)
Best Scoring Run	13 (1st 13:04)	8 (2nd 4:28)
Lead Changes	0	
Times Tied	0	
Time with Lead	39:15	00:00

Points from	MYD	LOU
Turnovers	21	11
Paint	36	24
Second Chance	9	3
Fast Breaks	3	0
Bench	22	18

Period by Period Scoring	1st	2nd	TOT
MYD	37	42	79
LOU	26	28	54

Official Basketball Box Score - Final
Miami (FL) at Louisville
12/04/22 KFC Yum! Center, Louisville
2022-23 Men's Basketball

Game Time: 1:00 PM
Game Duration: 1:53
Attendance: 11,811

Officials: Jeffrey Anderson, Kipp Kissinger, Brent Hampton

Miami (FL) - 80 Record: 8-1 (1-0)

NO.	Name		Min	FG M-A	3P M-A	FT M-A	Rebounds OR	DR	TOT	Fouls PF	FD	TP	AS	TO	ST	Blocks BS	BA	+/-
15	Norchad Omier	F	20:21	6-7	0-0	0-0	1	3	4	2	0	12	1	2	1	2	0	22
2	Isaiah Wong	G	21:46	4-9	1-4	1-1	0	5	5	0	3	10	1	1	2	0	1	24
11	Jordan Miller	G	23:55	6-10	1-2	1-1	2	2	4	1	1	14	3	1	1	0	0	20
24	Nijel Pack	G	24:30	3-9	1-4	0-0	1	2	3	1	0	7	5	4	0	1	0	23
55	Wooga Poplar	G	22:07	2-5	1-3	2-2	0	5	5	3	2	7	2	1	3	0	0	22
4	Bensley Joseph		22:22	1-6	0-3	3-3	1	2	3	1	2	5	2	1	1	1	0	15
1	Anthony Walker		16:56	2-3	1-1	0-0	2	3	5	2	0	5	1	0	2	2	0	4
5	Harlond Beverly		11:51	1-2	0-1	1-1	0	2	2	1	2	3	2	3	0	0	0	5
0	AJ Casey		09:40	3-4	0-1	0-0	1	3	4	2	0	6	0	1	0	1	0	9
3	Christian Watson		10:55	2-6	1-3	0-0	0	1	1	0	0	5	1	1	0	0	0	-4
12	Favour Aire		09:59	2-3	0-0	2-3	2	1	3	4	2	6	0	1	0	0	0	-4
13	Jakai Robinson		03:40	0-0	0-0	0-0	0	0	0	0	0	0	0	0	0	0	0	-3
10	Filippos Gkogkos		01:58	0-0	0-0	0-0	0	0	0	0	0	0	0	0	0	0	0	2
Team							0	0	0			0		0				
Totals				32-64	6-22	10-11	10	29	39	17	12	80	18	16	10	7	1	27

Shooting By Period		
1st FG%	18-31	58.1%
3PT%	4-9	44.4%
FT%	2-2	100%
2nd FG%	14-33	42.4%
3PT%	2-13	15.4%
FT%	8-9	88.9%
GM FG%	32-64	50.0%
3PT%	6-22	27.3%
FT%	10-11	90.9%

Dead Ball Rebounds: 0, 1

Technical Fouls: NONE

Louisville - 53 Record: 0-8 (0-1)

NO.	Name		Min	FG M-A	3P M-A	FT M-A	Rebounds OR	DR	TOT	Fouls PF	FD	TP	AS	TO	ST	Blocks BS	BA	+/-
1	Mike James	F	29:49	2-5	0-2	5-6	1	5	6	1	4	9	0	3	0	0	1	-21
5	Brandon Huntley-Hatfield	F	32:15	4-11	0-1	2-2	3	5	8	0	2	10	0	2	0	0	3	-21
21	Sydney Curry	F	10:48	0-0	0-0	0-0	0	2	2	2	0	0	0	2	0	0	0	-5
24	Jae'Lyn Withers	F	26:02	4-8	2-4	2-2	1	5	6	2	2	12	0	3	0	1	0	-26
3	El Ellis	G	28:09	1-10	0-3	5-6	2	1	3	2	4	7	3	6	0	0	1	-18
12	JJ Traynor		12:00	1-3	0-2	0-0	1	0	1	0	2	2	1	1	0	0	0	-13
15	Hercy Miller		06:49	1-4	0-2	0-0	0	0	0	0	1	2	0	0	0	0	1	-4
4	Roosevelt Wheeler		09:51	0-3	0-0	0-0	0	0	0	0	0	0	0	0	0	0	0	-13
22	Kamari Lands		19:09	3-8	1-4	2-2	0	0	0	1	3	9	1	0	3	0	0	-6
11	Fabio Basili		15:38	0-4	0-2	0-0	0	4	4	3	0	0	1	1	1	0	1	-10
0	Devin Ree		05:50	1-1	0-0	0-0	0	0	0	0	1	2	0	0	1	0	0	-1
23	Alexander Payne		03:40	0-0	0-0	0-0	0	1	1	1	0	0	0	0	0	0	0	3
Team							3	0	3			0		1				
Totals				17-57	3-20	16-18	11	23	34	12	17	53	6	19	6	1	7	-27

Shooting By Period		
1st FG%	9-24	37.5%
3PT%	2-10	20.0%
FT%	3-4	75%
2nd FG%	8-33	24.2%
3PT%	1-10	10.0%
FT%	13-14	92.9%
GM FG%	17-57	29.8%
3PT%	3-20	15.0%
FT%	16-18	88.9%

Dead Ball Rebounds: 1, 0

Technical Fouls: NONE

	MIA	LOU
Biggest lead	32 (2nd 10:22)	3 (1st 17:55)
Best Scoring Run	12 (2nd 12:44)	7 (2nd 1:47)
Lead Changes	2	
Times Tied	0	
Time with Lead	37:18	01:29

Points from	MIA	LOU
Turnovers	17	20
Paint	44	26
Second Chance	13	5
Fast Breaks	10	6
Bench	30	15

Period by Period Scoring	1st	2nd	TOT
MIA	42	38	80
LOU	23	30	53

2022-23 Box Scores

Official Basketball Box Score - Final
Louisville at Florida State
12/10/22 Donald L. Tucker Center, Tallahassee
2022-23 ACC Men's Basketball

Game Time: 1:00 PM
Game Duration: 2:07
Attendance: 5,718

Officials: Ted Valentine, Bill Covington, Jr., Tony Henderson

Louisville - 53 Record: 0-9 (0-2)

NO.	Name		Min	FG M-A	3P M-A	FT M-A	Rebounds OR	DR	TOT	Fouls PF	FD	TP	AS	TO	ST	Blocks BS	BA	+/-
1	Mike James	F	25:12	3-5	3-4	0-0	0	0	0	2	0	9	2	2	0	0	0	-22
5	Brandon Huntley-Hatfield	F	26:14	1-5	0-0	0-2	3	3	6	2	3	2	0	2	0	1	2	-21
21	Sydney Curry	F	09:06	2-2	0-0	1-2	1	1	2	3	1	5	0	0	0	0	0	-10
24	Jae'Lyn Withers	F	25:04	3-10	2-5	0-0	2	5	7	2	1	8	3	1	1	1	2	-8
3	El Ellis	G	32:35	5-17	2-7	3-5	0	3	3	3	5	15	4	5	0	0	2	-21
4	Roosevelt Wheeler		13:10	1-2	0-0	0-0	0	0	0	1	1	2	0	1	1	0	0	-1
11	Fabio Basili		15:24	1-4	0-2	0-0	1	2	3	2	0	2	3	1	0	0	0	-14
23	Alexander Payne		05:58	0-1	0-1	0-0	1	2	3	2	0	0	1	0	0	0	0	-5
12	JJ Traynor		21:09	2-4	2-2	0-0	0	3	3	0	0	6	0	1	0	1	0	-9
22	Kamari Lands		12:28	1-3	0-0	0-0	0	2	2	0	0	2	0	1	0	0	0	-6
15	Hercy Miller		05:06	0-1	0-0	0-0	0	0	0	0	1	0	1	1	0	0	0	4
0	Devin Ree		04:47	1-2	0-1	0-0	0	0	0	0	1	2	0	1	0	0	0	0
30	Ashton Myles-Devore		02:13	0-1	0-1	0-0	0	0	0	0	0	0	0	0	0	0	1	1
33	Aidan McCool		01:34	0-0	0-0	0-0	0	1	1	0	0	0	0	0	0	0	0	2
Team							0	2	2			0		0				
Totals				20-57	9-23	4-9	8	24	32	17	13	53	14	16	2	3	7	-22

Shooting By Period		
1st FG%	9-28	32.1%
3PT%	6-12	50.0%
FT%	0-0	0%
2nd FG%	11-29	37.9%
3PT%	3-11	27.3%
FT%	4-9	44.4%
GM FG%	20-57	35.1%
3PT%	9-23	39.1%
FT%	4-9	44.4%

Dead Ball Rebounds: 2, 1

Technical Fouls: NONE

Florida State - 75 Record: 2-9 (1-1)

NO.	Name		Min	FG M-A	3P M-A	FT M-A	Rebounds OR	DR	TOT	Fouls PF	FD	TP	AS	TO	ST	Blocks BS	BA	+/-
24	Naheem McLeod	C	21:03	3-5	0-0	0-0	2	3	5	0	2	6	1	0	0	6	1	6
1	Jalen Warley	G	27:43	3-4	1-1	0-0	0	1	1	2	2	7	4	0	1	0	0	18
4	Caleb Mills	G	28:23	6-12	1-2	3-4	1	4	5	3	4	16	1	3	1	0	1	21
22	Darin Green Jr.	G	31:15	3-11	2-7	0-0	0	5	5	2	1	8	4	3	0	0	0	23
35	Matthew Cleveland	G	30:18	5-13	1-2	1-2	0	8	8	3	2	12	1	1	2	0	1	15
3	Cameron Corhen		15:03	4-8	1-2	6-6	3	2	5	0	3	15	0	0	0	0	0	18
0	Chandler Jackson		13:28	1-2	0-1	0-1	1	3	4	2	1	2	0	0	1	1	0	5
12	Tom House		16:41	2-5	1-3	2-3	1	0	1	0	2	7	2	0	0	0	0	10
5	De'Ante Green		06:40	1-1	0-0	0-0	0	2	2	1	0	2	0	1	0	0	0	2
51	Sola Adebisi		01:26	0-0	0-0	0-0	0	0	0	0	0	0	0	0	0	0	0	-1
40	Isaac Spainhour		02:13	0-1	0-1	0-0	0	0	0	0	0	0	0	0	0	0	0	-1
42	Cleveland Yates		01:47	0-0	0-0	0-0	0	0	0	0	0	0	0	0	0	0	0	-2
41	R.J. Morris		01:34	0-0	0-0	0-0	0	0	0	0	0	0	0	1	0	0	0	-2
44	Max Thorpe		01:34	0-0	0-0	0-0	0	0	0	0	0	0	0	0	0	0	0	-2
45	Michael Brown		00:52	0-0	0-0	0-0	0	1	1	0	0	0	0	0	0	0	0	0
Team							2	3	5			0		0				
Totals				28-62	7-19	12-16	10	32	42	13	17	75	13	9	5	7	3	22

Shooting By Period		
1st FG%	14-33	42.4%
3PT%	4-10	40.0%
FT%	4-5	80%
2nd FG%	14-29	48.3%
3PT%	3-9	33.3%
FT%	8-11	72.7%
GM FG%	28-62	45.2%
3PT%	7-19	36.8%
FT%	12-16	75.0%

Dead Ball Rebounds: 3, 0

Technical Fouls: NONE

	UL	FSU
Biggest lead	0 (1st 20:00)	24 (2nd 7:30)
Best Scoring Run	6(1st 9:25)	8(1st 6:06)
Lead Changes	0	
Times Tied	0	
Time with Lead	00:00	39:37

Points from	UL	FSU
Turnovers	9	17
Paint	14	36
Second Chance	10	10
Fast Breaks	2	15
Bench	14	26

Period by Period Scoring	1st	2nd	TOT
UL	24	29	53
FSU	36	39	75

Official Basketball Box Score - Final
Western Ky. at Louisville
12/14/22 KFC Yum! Center, Louisville
2022-23 Men's Basketball

Game Time: 9:05 PM
Game Duration: 2:05
Attendance: 12,417

Officials: Roger Ayers, Ron Groover, Lee Cassell

Western Ky. - 83 Record: 8-2

NO.	Name		Min	FG M-A	3P M-A	FT M-A	Rebounds OR	DR	TOT	Fouls PF	FD	TP	AS	TO	ST	Blocks BS	BA	+/-
3	Jairus Hamilton	F	35:22	7-13	3-7	3-4	7	5	12	2	2	20	4	1	0	1	1	-8
33	Jamarion Sharp	C	29:56	3-3	0-0	0-0	2	8	10	2	1	6	0	1	1	3	0	-6
13	Emmanuel Akot	G	33:57	5-13	1-4	1-2	1	3	4	2	3	12	4	2	0	0	0	-9
14	Luke Frampton	G	38:29	3-10	3-9	0-0	0	2	2	3	4	9	4	1	0	0	0	-4
20	Dayvion McKnight	G	31:46	11-22	0-2	3-3	5	0	5	5	3	25	2	2	0	0	1	-8
1	Fallou Diagne		03:47	0-0	0-0	0-0	0	0	0	1	0	0	1	1	0	0	0	-8
2	Jordan Rawls		09:45	0-1	0-0	1-2	1	0	1	0	1	1	2	2	0	0	0	-10
4	Khristian Lander		13:55	3-7	2-4	0-0	1	1	2	4	0	8	0	3	0	0	0	3
24	Tyrone Marshall		03:03	1-1	0-0	0-0	0	0	0	0	0	2	0	0	0	0	0	-5
Team							1	0	1			0		0				
Totals				33-70	9-26	8-11	18	19	37	19	14	83	17	13	1	4	2	-11

Shooting By Period		
1st FG%	13-30	43.3%
3PT%	4-14	28.6%
FT%	5-7	71.4%
2nd FG%	20-40	50.0%
3PT%	5-12	41.7%
FT%	3-4	75%
GM FG%	33-70	47.1%
3PT%	9-26	34.6%
FT%	8-11	72.7%

Dead Ball Rebounds: 0, 0

Technical Fouls: Akot 1st 19:16

Louisville - 94 Record: 1-9

NO.	Name		Min	FG M-A	3P M-A	FT M-A	Rebounds OR	DR	TOT	Fouls PF	FD	TP	AS	TO	ST	Blocks BS	BA	+/-
1	Mike James	F	23:24	1-2	0-0	2-2	0	4	4	3	3	4	1	0	0	0	0	-10
5	Brandon Huntley-Hatfield	F	26:25	4-6	2-3	1-1	0	1	1	3	2	11	0	1	0	1	1	15
21	Sydney Curry	F	24:24	3-5	0-0	4-4	5	1	6	0	2	10	1	0	0	0	0	2
24	Jae'Lyn Withers	F	18:58	4-4	2-2	0-0	1	5	6	3	1	10	3	3	1	0	0	20
3	El Ellis	G	39:31	10-19	4-7	6-7	0	4	4	1	7	30	10	5	1	0	2	13
22	Kamari Lands		26:32	3-9	3-7	6-6	0	3	3	0	3	15	1	1	0	0	1	6
12	JJ Traynor		28:59	3-7	2-5	0-0	1	3	4	2	0	8	0	1	3	1	0	2
11	Fabio Basili		11:20	3-5	0-1	0-0	0	0	0	3	0	6	1	1	0	0	0	6
23	Alexander Payne		00:27	0-0	0-0	0-0	0	0	0	0	0	0	0	0	0	0	0	1
Team							0	1	1			0		1				
Totals				31-57	13-25	19-20	7	22	29	15	18	94	17	13	5	2	4	11

Shooting By Period		
1st FG%	16-30	53.3%
3PT%	8-15	53.3%
FT%	6-6	100%
2nd FG%	15-27	55.6%
3PT%	5-10	50.0%
FT%	13-14	92.9%
GM FG%	31-57	54.4%
3PT%	13-25	52.0%
FT%	19-20	95.0%

Dead Ball Rebounds: 1, 0

Technical Fouls: Withers 1st 19:16

	WKU	LOU
Biggest lead	8 (1st 13:21)	20 (2nd 13:52)
Best Scoring Run	8(1st 13:21)	8(1st 0:42)
Lead Changes	5	
Times Tied	3	
Time with Lead	07:43	29:25

Points from	WKU	LOU
Turnovers	18	19
Paint	42	28
Second Chance	14	6
Fast Breaks	0	6
Bench	11	29

Period by Period Scoring	1st	2nd	TOT
WKU	35	48	83
LOU	46	48	94

Official Basketball Box Score - Final
Florida A&M at Louisville
12/17/22 KFC Yum! Center, Louisville
2022-23 Men's Basketball

Game Time: 2:04 PM
Game Duration: 2:02
Attendance: 11,736

Officials: A.J. Desai, Jerry Heater, Chase Shaw

Florida A&M - 55 Record: 2-7

NO.	Name		Min	FG M-A	3P M-A	FT M-A	Rebounds OR	DR	TOT	Fouls PF	FD	TP	AS	TO	ST	Blocks BS	BA	+/-
5	Jaylen Bates	F	38:09	6-13	1-3	0-1	1	6	7	3	1	13	0	4	1	1	2	-6
10	Chase Barrs	F	25:20	1-5	0-1	0-0	2	3	5	2	1	2	0	1	1	0	1	-5
1	Byron Smith	G	15:31	1-3	1-2	0-1	0	1	1	2	3	3	2	2	0	0	0	-4
2	Jordan Chatman	G	24:37	3-8	0-1	1-2	2	2	4	2	3	7	0	1	1	1	2	-7
23	Jordan Tillmon	G	37:09	6-16	2-6	3-4	1	1	2	1	3	17	2	1	3	0	1	-7
4	Hantz Louis-Jeune		25:46	2-6	0-1	1-1	2	3	5	3	2	5	1	1	3	1	1	-1
22	Saiyd Burnside		08:49	0-0	0-0	0-0	1	0	1	1	0	0	0	0	1	0	0	0
34	Richard Mathews		07:55	0-2	0-1	0-0	0	0	0	3	0	0	1	0	0	0	1	-5
0	Dimingus Stevens		09:24	3-10	2-6	0-1	1	0	1	3	2	8	0	2	0	0	0	6
14	Tarig Eisa		07:20	0-1	0-1	0-0	1	1	2	2	0	0	0	1	1	0	0	-1
Team							3	0	3			0		2				
Totals				22-64	6-22	5-10	14	17	31	22	15	55	6	15	11	3	8	-6

Shooting By Period		
1st FG%	8-30	26.7%
3PT%	2-10	20.0%
FT%	2-3	66.7%
2nd FG%	14-34	41.2%
3PT%	4-12	33.3%
FT%	3-7	42.9%
GM FG%	22-64	34.4%
3PT%	6-22	27.3%
FT%	5-10	50.0%

Dead Ball Rebounds: 1, 0

Technical Fouls: NONE

Louisville - 61 Record: 2-9

NO.	Name		Min	FG M-A	3P M-A	FT M-A	Rebounds OR	DR	TOT	Fouls PF	FD	TP	AS	TO	ST	Blocks BS	BA	+/-
1	Mike James	F	24:09	1-5	0-2	3-4	1	1	2	3	4	5	0	4	1	0	1	0
5	Brandon Huntley-Hatfield	F	28:01	3-6	0-1	2-2	3	6	9	0	2	8	1	0	0	3	0	-5
21	Sydney Curry	F	27:26	5-7	0-0	3-6	5	14	19	3	3	13	0	4	1	2	0	9
24	Jae'Lyn Withers	F	18:05	3-6	1-2	0-0	2	3	5	1	2	7	1	4	0	1	1	11
3	El Ellis	G	34:17	4-9	0-3	5-7	0	2	2	3	6	13	7	5	2	0	0	6
12	JJ Traynor		24:23	2-4	1-2	1-2	1	2	3	0	1	6	0	0	1	0	0	9
11	Fabio Basili		15:51	0-2	0-1	0-0	0	2	2	3	1	0	0	2	2	1	1	6
22	Kamari Lands		23:55	1-5	1-3	4-4	0	2	2	1	2	7	0	2	0	1	0	-3
15	Hercy Miller		03:53	0-1	0-0	2-2	0	0	0	1	1	2	0	0	0	0	0	-3
Team							1	0	1			0		1				
Totals				19-45	3-14	20-27	13	32	45	15	22	61	9	22	7	8	3	6

Shooting By Period		
1st FG%	7-23	30.4%
3PT%	1-11	9.1%
FT%	7-9	77.8%
2nd FG%	12-22	54.5%
3PT%	2-3	66.7%
FT%	13-18	72.2%
GM FG%	19-45	42.2%
3PT%	3-14	21.4%
FT%	20-27	74.1%

Dead Ball Rebounds: 3, 0

Technical Fouls: NONE

	FAM	LOU
Biggest lead	0 (1st 20:00)	12 (2nd 7:49)
Best Scoring Run	7(2nd 15:56)	10(2nd 9:58)
Lead Changes	0	
Times Tied	2	
Time with Lead	00:00	36:38

Points from	FAM	LOU
Turnovers	21	9
Paint	28	30
Second Chance	8	10
Fast Breaks	11	8
Bench	13	15

Period by Period Scoring	1st	2nd	TOT
FAM	20	35	55
LOU	22	39	61

Official Basketball Box Score - Final
Lipscomb at Louisville
12/20/22 KFC Yum! Center, Louisville
2022-23 Men's Basketball

Game Time: 6:00 PM
Game Duration: 1:50
Attendance: 11,861

Officials: Jamie Luckie, Matt Potter, Raymie Styones

Lipscomb - 75 Record: 8-5

NO.	Name		Min	FG M-A	3P M-A	FT M-A	Rebounds OR	DR	TOT	Fouls PF	FD	TP	AS	TO	ST	Blocks BS	BA	+/-
41	Jacob Ognacevic	F	28:05	7-12	1-4	1-2	2	1	3	0	2	16	0	1	0	0	1	6
23	Ahsan Asadullah	C	30:55	4-10	0-1	0-1	4	6	10	1	1	8	6	5	2	1	0	0
2	Will Pruitt	G	33:35	2-5	1-4	2-2	1	3	4	3	1	7	5	1	1	0	0	0
3	Trae Benham	G	19:26	4-8	2-6	0-0	1	1	2	2	1	10	0	1	1	0	0	2
4	Derrin Boyd	G	32:21	8-11	4-5	3-3	0	9	9	3	4	23	2	2	1	0	0	7
0	A.J. McGinnis		20:03	2-8	0-4	1-2	0	4	4	3	1	5	2	1	0	0	0	13
11	Quincy Clark		10:32	1-2	0-0	0-0	0	0	0	2	0	2	1	0	0	0	1	7
32	Matthew Schner		18:17	2-3	0-1	0-0	2	4	6	2	1	4	0	0	0	1	0	10
35	Grant Asman		02:43	0-1	0-1	0-0	0	0	0	0	0	0	0	0	0	0	0	0
14	Tommy Murr		04:03	0-1	0-1	0-0	0	0	0	0	0	0	0	1	0	0	0	-5
Team							1	1	2			0		2				
Totals				30-61	8-27	7-10	11	29	40	16	11	75	16	14	5	2	2	8

Shooting By Period		
1st FG%	15-32	46.9%
3PT%	3-14	21.4%
FT%	0-0	0%
2nd FG%	15-29	51.7%
3PT%	5-13	38.5%
FT%	7-10	70%
GM FG%	30-61	49.2%
3PT%	8-27	29.6%
FT%	7-10	70.0%

Dead Ball Rebounds: 3, 0

Technical Fouls: McGinnis 2nd 4:48

Louisville - 67 Record: 2-10

NO.	Name		Min	FG M-A	3P M-A	FT M-A	Rebounds OR	DR	TOT	Fouls PF	FD	TP	AS	TO	ST	Blocks BS	BA	+/-
1	Mike James	F	30:57	1-5	0-2	0-0	0	2	2	2	1	2	2	2	0	1	1	-2
5	Brandon Huntley-Hatfield	F	22:57	1-6	0-0	2-2	1	3	4	2	1	4	0	1	1	0	0	-11
21	Sydney Curry	F	30:35	5-8	0-0	2-3	2	5	7	3	3	12	0	0	1	1	0	-2
24	Jae'Lyn Withers	F	25:06	4-10	1-2	0-0	1	3	4	1	2	9	1	1	1	0	1	-2
3	El Ellis	G	40:00	6-14	4-9	8-10	0	2	2	1	7	24	6	5	1	0	0	-8
22	Kamari Lands		19:30	1-5	1-4	5-6	0	1	1	2	2	8	0	0	0	0	0	-8
12	JJ Traynor		26:28	4-6	0-1	0-0	2	1	3	0	0	8	1	0	2	0	0	-3
11	Fabio Basili		04:27	0-2	0-0	0-0	0	1	1	0	0	0	0	0	0	0	0	-4
Team							1	1	2			0		1				
Totals				22-56	6-18	17-21	7	19	26	11	16	67	10	10	6	2	2	-8

Shooting By Period		
1st FG%	13-33	39.4%
3PT%	3-9	33.3%
FT%	3-4	75%
2nd FG%	9-23	39.1%
3PT%	3-9	33.3%
FT%	14-17	82.4%
GM FG%	22-56	39.3%
3PT%	6-18	33.3%
FT%	17-21	81.0%

Dead Ball Rebounds: 2, 1

Technical Fouls: NONE

	LIP	LOU
Biggest lead	12 (2nd 6:22)	3 (1st 18:59)
Best Scoring Run	10(1st 11:52)	7(2nd 15:08)
Lead Changes	5	
Times Tied	0	
Time with Lead	34:12	04:47

Points from	LIP	LOU
Turnovers	9	18
Paint	40	30
Second Chance	6	10
Fast Breaks	11	8
Bench	11	16

Period by Period Scoring	1st	2nd	TOT
LIP	33	42	75
LOU	32	35	67

2022-23 Box Scores

Official Basketball Box Score - Final
Louisville at NC State
12/22/22 PNC Arena, Raleigh
2022-23 Men's Basketball

Game Time: 7:00 PM
Game Duration: 2:03
Attendance: 12,446

Officials: Roger Ayers, Bert Smith, Clarence Armstrong

Louisville - 64 Record: 2-11 (0-3)

NO.	Name		Min	FG M-A	3P M-A	FT M-A	Rebounds OR	DR	TOT	Fouls PF	FD	TP	AS	TO	ST	Blocks BS	BA	+/-
1	Mike James	F	34:32	5-6	0-1	0-1	0	5	5	5	1	10	0	3	2	2	0	0
5	Brandon Huntley-Hatfield	F	37:37	5-7	1-1	1-3	3	9	12	1	2	12	1	3	2	0	0	-11
21	Sydney Curry	F	23:19	7-10	0-0	2-5	1	4	5	5	3	16	1	1	0	0	0	9
24	Jae'Lyn Withers	F	16:42	0-3	0-0	1-2	1	2	3	2	1	1	0	3	0	1	1	3
3	El Ellis	G	35:30	2-9	1-2	10-11	1	3	4	0	6	15	2	5	1	1	2	-10
12	JJ Traynor		09:18	0-1	0-0	0-0	0	1	1	1	0	0	0	0	0	0	0	-14
22	Kamari Lands		19:43	2-7	1-3	0-0	0	1	1	1	1	5	1	3	1	0	0	-21
4	Roosevelt Wheeler		09:46	0-0	0-0	0-0	0	1	1	0	0	0	0	0	1	0	0	-8
15	Hercy Miller		06:18	2-2	1-1	0-2	0	0	0	0	2	5	0	0	1	0	0	-2
23	Alexander Payne		02:27	0-0	0-0	0-0	0	0	0	0	0	0	0	0	0	0	0	-8
0	Devin Ree		02:38	0-0	0-0	0-0	0	0	0	0	1	0	0	0	0	1	0	1
11	Fabio Basili		02:10	0-0	0-0	0-0	0	1	1	2	0	0	0	0	0	0	0	1
Team							0	0	0			0		1				
Totals				23-45	4-8	14-24	6	27	33	18	17	64	5	19	8	5	3	-12

Shooting By Period		
1st FG%	10-24	41.7%
3PT%	4-6	66.7%
FT%	4-6	66.7%
2nd FG%	13-21	61.9%
3PT%	0-2	0.0%
FT%	10-18	55.6%
GM FG%	23-45	51.1%
3PT%	4-8	50.0%
FT%	14-24	58.3%

Dead Ball Rebounds: 5, 0

Technical Fouls: Withers 1st 12:45 Coach 2nd 6:34

NC State - 76 Record: 11-3 (1-2)

NO.	Name		Min	FG M-A	3P M-A	FT M-A	Rebounds OR	DR	TOT	Fouls PF	FD	TP	AS	TO	ST	Blocks BS	BA	+/-
30	D.J. Burns Jr.	F	33:49	8-10	0-0	1-2	3	2	5	3	2	17	1	3	1	1	1	11
0	Terquavion Smith	G	32:39	4-14	3-6	3-7	1	1	2	3	5	14	5	2	1	0	1	14
1	Jarkel Joiner	G	37:17	4-10	1-3	4-5	1	1	2	3	3	13	2	2	0	0	1	8
5	Jack Clark	G	36:52	4-11	1-7	5-5	1	8	9	0	3	14	6	0	1	0	0	11
14	Casey Morsell	G	29:35	5-9	5-7	0-0	2	4	6	5	1	15	0	0	1	1	1	17
21	Ebenezer Dowuona		06:11	1-3	0-0	0-0	1	1	2	1	1	2	0	0	1	1	0	1
24	Ernest Ross		03:51	0-2	0-2	0-0	0	1	1	0	0	0	0	0	0	0	0	1
4	LJ Thomas		19:46	0-3	0-1	1-2	1	1	2	3	1	1	3	1	1	0	1	-3
Team							2	2	4			0		0				
Totals				26-62	10-26	14-21	12	21	33	18	16	76	17	8	6	3	5	12

Shooting By Period		
1st FG%	12-33	36.4%
3PT%	4-12	33.3%
FT%	3-6	50%
2nd FG%	14-29	48.3%
3PT%	6-14	42.9%
FT%	11-15	73.3%
GM FG%	26-62	41.9%
3PT%	10-26	38.5%
FT%	14-21	66.7%

Dead Ball Rebounds: 4, 0

Technical Fouls: Smith 1st 12:45

	UL	ST
Biggest lead	5 (1st 9:09)	18 (2nd 13:06)
Best Scoring Run	9(1st 15:20)	17(2nd 13:47)
Lead Changes	2	
Times Tied	5	
Time with Lead	08:56	26:40

Points from	UL	ST
Turnovers	6	13
Paint	38	30
Second Chance	6	7
Fast Breaks	12	11
Bench	10	3

Period by Period Scoring	1st	2nd	TOT
UL	28	36	64
ST	31	45	76

Official Basketball Box Score - Final
Louisville at Kentucky
12/31/22 Rupp Arena, Lexington
2022-23 Men's Basketball

Game Time: 12:00 PM
Game Duration: 2:05
Attendance: 20,934

Officials: Joe Lindsey, Pat Adams, Ron Groover

Louisville - 63 Record: 2-12

NO.	Name		Min	FG M-A	3P M-A	FT M-A	Rebounds OR	DR	TOT	Fouls PF	FD	TP	AS	TO	ST	Blocks BS	BA	+/-
1	Mike James	F	30:21	3-9	1-3	1-1	1	1	2	2	3	8	1	3	1	0	1	-19
5	Brandon Huntley-Hatfield	F	30:41	5-7	0-0	0-0	0	4	4	3	2	10	1	4	0	1	0	-28
21	Sydney Curry	F	15:24	1-1	0-0	1-2	1	1	2	4	1	3	1	1	1	1	0	-4
24	Jae'Lyn Withers	F	17:26	0-1	0-0	2-2	0	1	1	2	2	2	0	1	0	0	0	-10
3	El Ellis	G	36:27	7-16	1-6	8-10	0	1	1	1	6	23	2	2	4	0	0	-25
12	JJ Traynor		25:05	2-4	0-2	1-2	1	2	3	0	1	5	0	0	1	0	0	-17
22	Kamari Lands		25:57	3-6	0-1	3-4	3	0	3	3	2	9	0	0	0	0	0	-15
4	Roosevelt Wheeler		06:05	1-2	0-0	1-2	2	1	3	2	1	3	0	0	0	0	0	0
15	Hercy Miller		06:04	0-0	0-0	0-0	0	0	0	0	0	0	0	1	0	0	0	3
11	Fabio Basili		02:54	0-1	0-1	0-0	0	0	0	1	0	0	0	1	0	0	0	-5
0	Devin Ree		01:48	0-0	0-0	0-0	0	1	1	0	0	0	0	0	0	0	0	3
23	Alexander Payne		01:48	0-0	0-0	0-0	0	0	0	0	0	0	0	0	0	0	0	2
Team							0	0	0			0		2				
Totals				22-47	2-13	17-23	8	12	20	18	18	63	5	15	7	2	1	-23

Shooting By Period		
1st FG%	13-29	44.8%
3PT%	1-8	12.5%
FT%	3-5	60%
2nd FG%	9-18	50.0%
3PT%	1-5	20.0%
FT%	14-18	77.8%
GM FG%	22-47	46.8%
3PT%	2-13	15.4%
FT%	17-23	73.9%

Dead Ball Rebounds: 5, 0

Technical Fouls: NONE

Kentucky - 86 Record: 9-4

NO.	Name		Min	FG M-A	3P M-A	FT M-A	Rebounds OR	DR	TOT	Fouls PF	FD	TP	AS	TO	ST	Blocks BS	BA	+/-
0	Jacob Toppin	F	34:58	10-15	0-1	4-6	3	4	7	4	5	24	2	2	0	0	0	23
24	Chris Livingston	F	20:25	2-6	1-3	0-0	1	2	3	1	0	5	2	0	1	0	1	17
34	Oscar Tshiebwe	F	36:42	10-13	0-0	4-9	8	6	14	3	6	24	2	5	2	0	1	24
2	Sahvir Wheeler	G	38:52	2-6	1-3	2-2	1	0	1	3	2	7	9	4	2	0	0	23
22	Cason Wallace	G	37:15	6-8	2-4	3-4	0	5	5	3	3	17	2	0	2	0	0	26
12	Antonio Reeves		16:30	1-4	0-2	3-4	0	1	1	1	2	5	0	0	0	1	0	6
3	Adou Thiero		06:58	0-0	0-0	0-0	0	0	0	0	0	0	0	0	0	0	0	-3
33	Ugonna Onyenso		02:15	0-0	0-0	0-0	0	0	0	0	0	0	0	0	0	0	0	0
4	Daimion Collins		02:58	1-2	0-0	0-0	0	0	0	0	0	2	0	0	0	0	0	3
55	Lance Ware		03:07	1-1	0-0	0-0	0	0	0	3	0	2	1	1	0	0	0	-4
Team							2	0	2			0		0				
Totals				33-55	4-13	16-25	15	18	33	18	18	86	18	12	7	1	2	23

Shooting By Period		
1st FG%	19-30	63.3%
3PT%	3-8	37.5%
FT%	4-9	44.4%
2nd FG%	14-25	56.0%
3PT%	1-5	20.0%
FT%	12-16	75%
GM FG%	33-55	60.0%
3PT%	4-13	30.8%
FT%	16-25	64.0%

Dead Ball Rebounds: 4, 0

Technical Fouls: NONE

	LOU	UKY
Biggest lead	0 (1st 20:00)	27 (2nd 3:17)
Best Scoring Run	7(2nd 18:32)	9(1st 17:04)
Lead Changes	0	
Times Tied	0	
Time with Lead	00:00	39:23

Points from	LOU	UKY
Turnovers	10	19
Paint	34	46
Second Chance	12	20
Fast Breaks	8	2
Bench	17	9

Period by Period Scoring	1st	2nd	TOT
LOU	30	33	63
UKY	45	41	86

Official Basketball Box Score - Final
Syracuse at Louisville
01/03/23 KFC Yum! Center, Louisville
2022-23 Men's Basketball

Game Time: 7:01 PM
Game Duration: 2:02
Attendance: 11,506

Officials: Bert Smith, Jeffrey Anderson, John Gaffney

Syracuse - 70 Record: 10-5 (3-1)

NO.	Name		Min	FG M-A	3P M-A	FT M-A	Rebounds OR	DR	TOT	Fouls PF	FD	TP	AS	TO	ST	Blocks BS	BA	+/-
0	Chris Bell	F	19:06	3-4	2-3	0-0	1	2	3	0	1	8	1	1	0	1	0	-11
13	Benny Williams	F	27:50	0-3	0-1	3-4	1	2	3	2	2	3	1	1	0	0	0	-12
14	Jesse Edwards	C	31:31	4-10	0-0	4-8	4	7	11	3	9	12	0	0	2	4	1	-8
3	Judah Mintz	G	40:00	7-15	0-1	2-2	0	3	3	4	2	16	4	4	2	0	1	1
11	Joseph Girard III	G	40:00	7-18	4-8	10-11	0	7	7	3	5	28	4	5	2	0	2	1
1	Maliq Brown		10:57	0-1	0-0	0-0	0	0	0	0	0	0	0	1	0	0	0	15
5	Justin Taylor		20:54	1-3	1-3	0-0	0	1	1	0	0	3	1	0	2	0	0	12
55	Mounir Hima		08:29	0-0	0-0	0-0	2	0	2	1	0	0	1	1	2	0	0	9
2	John Bol Ajak		01:13	0-0	0-0	0-0	0	1	1	0	1	0	1	1	0	0	0	-2
Team							2	0	2			0		1				
Totals				22-54	7-16	19-25	10	23	33	13	20	70	13	15	10	5	4	1

Shooting By Period		
1st FG%	12-29	41.4%
3PT%	4-6	66.7%
FT%	6-7	85.7%
2nd FG%	10-25	40.0%
3PT%	3-10	30.0%
FT%	13-18	72.2%
GM FG%	22-54	40.7%
3PT%	7-16	43.8%
FT%	19-25	76.0%

Dead Ball Rebounds: 5, 0

Technical Fouls: NONE

Louisville - 69 Record: 2-13 (0-4)

NO.	Name		Min	FG M-A	3P M-A	FT M-A	Rebounds OR	DR	TOT	Fouls PF	FD	TP	AS	TO	ST	Blocks BS	BA	+/-
1	Mike James	F	32:58	7-12	4-6	1-2	1	3	4	3	3	19	2	3	1	1	1	9
5	Brandon Huntley-Hatfield	F	30:33	3-4	0-0	0-0	3	5	8	3	1	6	2	4	1	2	0	-5
21	Sydney Curry	F	19:28	2-5	0-0	1-6	4	3	7	3	3	5	1	1	0	0	2	-4
22	Kamari Lands	F	31:25	3-11	1-6	0-0	2	1	3	1	1	7	1	1	1	0	0	-8
3	El Ellis	G	40:00	7-14	4-8	2-2	2	2	4	2	4	20	9	4	3	0	1	-1
12	JJ Traynor		19:03	1-5	0-1	0-0	0	1	1	3	0	2	1	2	0	0	1	1
24	Jae'Lyn Withers		22:05	4-11	2-6	0-0	0	7	7	4	0	10	1	2	1	1	0	3
4	Roosevelt Wheeler		04:28	0-1	0-0	0-0	1	1	2	1	1	0	0	0	0	0	0	0
Team							2	0	2			0		4				
Totals				27-63	11-27	4-10	15	23	38	20	13	69	17	21	7	4	5	-1

Shooting By Period		
1st FG%	14-28	50.0%
3PT%	6-11	54.5%
FT%	1-6	16.7%
2nd FG%	13-35	37.1%
3PT%	5-16	31.3%
FT%	3-4	75%
GM FG%	27-63	42.9%
3PT%	11-27	40.7%
FT%	4-10	40.0%

Dead Ball Rebounds: 4, 0

Technical Fouls: NONE

	SYR	LOU
Biggest lead	6 (1st 17:16)	9 (1st 12:33)
Best Scoring Run	12(1st 8:58)	13(1st 12:33)
Lead Changes	10	
Times Tied	6	
Time with Lead	16:43	17:01

Points from	SYR	LOU
Turnovers	25	17
Paint	24	26
Second Chance	7	19
Fast Breaks	8	9
Bench	3	12

Period by Period Scoring	1st	2nd	TOT
SYR	34	36	70
LOU	35	34	69

Official Basketball Box Score - Final
Wake Forest at Louisville
01/07/23 KFC Yum! Center, Louisville
2022-23 Men's Basketball

Game Time: 3:05 PM
Game Duration: 2:05
Attendance: 11,986

Officials: Raymie Styons, Doug Sirmons, Jerry Heater

Wake Forest - 80 Record: 11-5 (3-2)

NO.	Name		Min	FG M-A	3P M-A	FT M-A	Rebounds OR	DR	TOT	Fouls PF	FD	TP	AS	TO	ST	Blocks BS	BA	+/-
11	Andrew Carr	F	31:21	2-7	1-6	0-0	1	1	2	3	0	5	1	1	1	0	0	4
33	Matthew Marsh	C	23:23	2-2	0-0	2-4	2	6	8	0	3	6	0	0	0	0	0	9
1	Tyree Appleby	G	31:49	4-8	2-4	3-5	0	4	4	5	5	13	8	3	0	0	0	9
2	Cameron Hildreth	G	30:56	8-10	1-1	2-3	3	5	8	4	3	19	2	2	1	0	0	16
30	Damari Monsanto	G	28:51	8-16	5-12	0-0	0	4	4	2	3	21	0	1	1	0	0	23
4	Daivien Williamson		24:54	4-9	3-6	2-2	1	1	2	2	1	13	2	2	0	0	1	-14
20	Davion Bradford		13:05	0-0	0-0	0-0	0	2	2	3	1	0	0	0	0	1	0	-4
34	Bobi Klintman		15:41	1-3	1-3	0-0	0	0	0	2	0	3	1	1	0	0	0	-3
Team							1	0	1			0		1				
Totals				29-55	13-32	9-14	8	23	31	21	16	80	14	11	3	1	1	8

Shooting By Period		
1st FG%	16-29	55.2%
3PT%	9-20	45.0%
FT%	2-3	66.7%
2nd FG%	13-26	50.0%
3PT%	4-12	33.3%
FT%	7-11	63.6%
GM FG%	29-55	52.7%
3PT%	13-32	40.6%
FT%	9-14	64.3%

Dead Ball Rebounds: 2, 1

Technical Fouls: NONE

Louisville - 72 Record: 2-14 (0-5)

NO.	Name		Min	FG M-A	3P M-A	FT M-A	Rebounds OR	DR	TOT	Fouls PF	FD	TP	AS	TO	ST	Blocks BS	BA	+/-
1	Mike James	F	31:35	9-16	5-9	1-4	2	6	8	1	3	24	0	2	2	0	0	2
5	Brandon Huntley-Hatfield	F	22:59	1-2	0-1	0-0	2	2	4	4	2	2	0	4	0	0	0	-16
21	Sydney Curry	F	23:59	2-3	0-0	1-2	3	3	6	2	1	5	1	0	1	0	0	1
22	Kamari Lands	F	18:15	1-7	1-2	0-0	1	0	1	1	0	3	0	1	0	0	0	-12
3	El Ellis	G	36:25	7-13	1-6	5-9	0	3	3	4	8	20	8	2	2	0	0	-7
12	JJ Traynor		29:08	3-7	0-4	1-1	3	4	7	2	2	7	0	1	0	0	0	7
24	Jae'Lyn Withers		26:52	3-7	2-4	3-4	2	3	5	1	4	11	0	1	0	1	0	-6
4	Roosevelt Wheeler		03:54	0-0	0-0	0-0	1	0	1	1	1	0	0	1	0	0	0	-8
11	Fabio Basili		01:28	0-1	0-0	0-0	0	0	0	0	0	0	0	0	0	0	1	-2
15	Hercy Miller		05:25	0-3	0-2	0-0	0	0	0	0	0	0	0	0	0	0	0	1
Team							1	0	1			0		2				
Totals				26-59	9-28	11-20	15	21	36	16	21	72	9	14	5	1	1	-8

Shooting By Period		
1st FG%	11-30	36.7%
3PT%	3-14	21.4%
FT%	1-3	33.3%
2nd FG%	15-29	51.7%
3PT%	6-14	42.9%
FT%	10-17	58.8%
GM FG%	26-59	44.1%
3PT%	9-28	32.1%
FT%	11-20	55.0%

Dead Ball Rebounds: 3, 0

Technical Fouls: NONE

	WFU	LOU
Biggest lead	22 (2nd 14:50)	0 (1st 20:00)
Best Scoring Run	14(1st 9:13)	8(2nd 6:04)
Lead Changes	0	
Times Tied	0	
Time with Lead	39:47	00:00

Points from	WFU	LOU
Turnovers	21	12
Paint	28	34
Second Chance	3	16
Fast Breaks	4	6
Bench	16	18

Period by Period Scoring	1st	2nd	TOT
WFU	43	37	80
LOU	26	46	72

2022-23 Box Scores

Official Basketball Box Score - Final
Louisville at Clemson
01/11/23 Littlejohn Coliseum, Clemson
2022-23 Clemson Men's Basketball

Game Time: 9:00 PM
Game Duration: 2:04
Attendance: 7,789

Officials: Bill Covington Jr., Clarence Armstrong, Jenna Reneau

Louisville - 70 Record: 2-15 (0-6)

NO.	Name		Min	FG M-A	3P M-A	FT M-A	Rebounds OR	DR	TOT	Fouls PF	FD	TP	AS	TO	ST	Blocks BS	BA	+/-
1	Mike James	F	35:16	4-10	0-2	9-11	2	3	5	4	9	17	1	0	1	0	1	-5
5	Brandon Huntley-Hatfield	F	16:40	2-5	1-2	0-0	1	3	4	3	0	5	1	3	0	0	0	-6
21	Sydney Curry	F	34:38	3-5	0-0	4-6	2	4	6	4	4	10	1	0	0	0	0	-14
22	Kamari Lands	F	21:08	2-4	2-4	0-0	0	0	0	4	0	6	1	1	0	0	0	2
3	El Ellis	G	40:00	4-16	2-4	2-3	0	3	3	2	4	12	5	3	3	0	2	-13
24	Jae'Lyn Withers		21:07	4-6	3-3	0-0	0	1	1	2	1	11	0	3	1	1	1	-13
12	JJ Traynor		21:50	3-5	1-2	2-3	3	2	5	1	2	9	1	2	0	0	0	0
15	Hercy Miller		04:17	0-2	0-2	0-0	1	0	1	1	0	0	0	1	0	0	0	-9
23	Alexander Payne		05:04	0-1	0-1	0-0	1	0	1	0	0	0	0	0	0	0	0	-7
Team							1	3	4			0		2				
Totals				22-54	9-20	17-23	11	19	30	21	20	70	10	15	5	1	4	-13

Technical Fouls::NONE

Shooting By Period		
1st FG%	10-27	37.0%
3PT%	4-9	44.4%
FT%	4-6	66.7%
2nd FG%	12-27	44.4%
3PT%	5-11	45.5%
FT%	13-17	76.5%
GM FG%	22-54	40.7%
3PT%	9-20	45.0%
FT%	17-23	73.9%

Dead Ball Rebounds: 1, 0

Clemson - 83 Record: 14-3 (6-0)

NO.	Name		Min	FG M-A	3P M-A	FT M-A	Rebounds OR	DR	TOT	Fouls PF	FD	TP	AS	TO	ST	Blocks BS	BA	+/-
4	Ian Schieffelin	F	27:24	3-5	1-2	1-1	0	3	3	3	3	8	3	2	1	1	0	1
5	Hunter Tyson	F	35:29	9-14	4-7	6-9	2	9	11	1	7	28	0	1	1	0	0	4
24	PJ Hall	F	16:28	3-7	0-0	4-4	0	1	1	3	3	10	0	1	0	1	0	-4
1	Chase Hunter	G	38:34	4-10	1-5	4-4	1	6	7	3	4	13	4	3	0	0	0	18
11	Brevin Galloway	G	25:07	3-8	2-6	2-2	0	1	1	4	1	10	1	2	3	1	1	13
2	Dillon Hunter		03:03	0-1	0-1	0-0	0	1	1	1	0	0	0	0	0	0	0	-2
10	Ben Middlebrooks		23:32	2-2	0-0	2-3	2	3	5	1	3	6	1	1	0	1	0	17
0	Josh Beadle		21:31	1-3	0-0	0-0	0	1	1	3	0	2	1	0	2	0	0	13
22	RJ Godfrey		08:38	3-3	0-0	0-0	2	0	2	1	0	6	1	0	0	0	0	5
21	Chauncey Wiggins		00:14	0-0	0-0	0-0	0	0	0	0	0	0	0	0	0	0	0	0
Team							0	1	1			0		1				
Totals				28-53	8-21	19-23	7	26	33	20	21	83	11	11	7	4	1	13

Technical Fouls::NONE

Shooting By Period		
1st FG%	16-29	55.2%
3PT%	5-13	38.5%
FT%	3-4	75%
2nd FG%	12-24	50.0%
3PT%	3-8	37.5%
FT%	16-19	84.2%
GM FG%	28-53	52.8%
3PT%	8-21	38.1%
FT%	19-23	82.6%

Dead Ball Rebounds: 3, 0

	LOU	CLE
Biggest lead	9 (1st 12:40)	17 (2nd 17:05)
Best Scoring Run	9(1st 12:40)	11(1st 8:50)
Lead Changes	1	
Times Tied	4	
Time with Lead	08:43	28:19

Points from	LOU	CLE
Turnovers	9	18
Paint	26	38
Second Chance	13	13
Fast Breaks	2	11
Bench	20	14

Period by Period Scoring	1st	2nd	TOT
LOU	28	42	70
CLE	40	43	83

Official Basketball Box Score - Final
North Carolina at Louisville
01/14/23 KFC Yum! Center, Louisville
2022-23 Men's Basketball

Game Time: 2:05 PM
Game Duration: 2:08
Attendance: 14,842

Officials: Roger Ayers, Jeb Hartness, Jamel Spearman

North Carolina - 80 Record: 12-6 (4-3)

NO.	Name		Min	FG M-A	3P M-A	FT M-A	Rebounds OR	DR	TOT	Fouls PF	FD	TP	AS	TO	ST	Blocks BS	BA	+/-
5	Armando Bacot	F	24:42	5-8	0-1	4-5	4	12	16	4	4	14	1	2	0	0	1	10
1	Leaky Black	G	23:01	2-4	0-1	2-2	0	1	1	3	1	6	3	0	3	0	0	4
2	Caleb Love	G	33:11	3-14	0-7	4-6	0	0	0	3	3	10	1	4	5	0	0	15
4	RJ Davis	G	26:59	4-7	2-4	2-2	0	4	4	4	1	12	5	1	0	0	0	20
14	Puff Johnson	G	25:33	5-12	2-6	0-0	3	3	6	3	0	12	0	1	0	0	0	9
0	Seth Trimble		10:44	0-0	0-0	0-0	0	0	0	3	0	0	1	1	0	0	0	-3
11	D'Marco Dunn		25:56	5-7	2-3	2-2	2	3	5	1	2	14	1	1	2	1	1	25
13	Jalen Washington		18:41	1-2	0-0	4-4	0	3	3	4	4	6	0	2	1	0	0	18
3	Dontrez Styles		08:39	1-1	0-0	1-2	0	1	1	0	1	3	0	1	0	0	0	7
24	Tyler Nickel		02:34	1-2	1-2	0-0	0	0	0	0	0	3	0	0	0	0	0	0
Team							1	3	4			0		1				
Totals				27-57	7-24	19-23	10	30	40	25	16	80	12	14	11	1	2	21

Technical Fouls::NONE

Shooting By Period		
1st FG%	13-31	41.9%
3PT%	2-11	18.2%
FT%	9-11	81.8%
2nd FG%	14-26	53.8%
3PT%	5-13	38.5%
FT%	10-12	83.3%
GM FG%	27-57	47.4%
3PT%	7-24	29.2%
FT%	19-23	82.6%

Dead Ball Rebounds: 3, 0

Louisville - 59 Record: 2-16 (0-7)

NO.	Name		Min	FG M-A	3P M-A	FT M-A	Rebounds OR	DR	TOT	Fouls PF	FD	TP	AS	TO	ST	Blocks BS	BA	+/-
1	Mike James	F	26:15	2-7	0-1	4-6	1	1	2	2	3	8	1	2	0	0	0	-12
12	JJ Traynor	F	31:34	1-3	0-2	0-0	2	1	3	0	1	2	1	2	1	0	0	-20
21	Sydney Curry	F	21:10	4-7	0-0	1-3	0	4	4	5	3	9	0	2	0	1	0	-12
24	Jae'Lyn Withers	F	30:30	3-9	0-3	2-3	2	6	8	2	4	8	0	1	0	0	0	-17
3	El Ellis	G	34:33	6-16	1-5	9-9	0	3	3	1	9	22	4	6	1	0	1	-21
4	Roosevelt Wheeler		18:50	2-4	0-0	0-3	2	2	4	3	3	4	0	1	0	0	0	-9
22	Kamari Lands		13:50	1-3	0-1	0-0	0	0	0	2	0	2	0	0	0	1	0	-12
15	Hercy Miller		08:47	0-1	0-1	1-2	0	2	2	1	1	1	0	0	0	0	0	-3
23	Alexander Payne		05:19	1-1	0-0	0-0	1	0	1	0	0	2	0	0	0	0	0	-2
11	Fabio Basili		04:50	0-3	0-1	1-2	0	1	1	0	1	1	0	0	1	0	0	2
0	Devin Ree		04:22	0-0	0-0	0-0	0	1	1	0	0	0	0	0	0	0	0	1
Team							2	0	2			0		0				
Totals				20-54	1-14	18-28	10	21	31	16	25	59	6	14	3	2	1	-21

Technical Fouls::NONE

Shooting By Period		
1st FG%	9-28	32.1%
3PT%	1-9	11.1%
FT%	7-11	63.6%
2nd FG%	11-26	42.3%
3PT%	0-5	0.0%
FT%	11-17	64.7%
GM FG%	20-54	37.0%
3PT%	1-14	7.1%
FT%	18-28	64.3%

Dead Ball Rebounds: 4, 0

	UNC	LOU
Biggest lead	23 (2nd 6:54)	8 (1st 13:28)
Best Scoring Run	9(1st 6:18)	9(1st 13:28)
Lead Changes	3	
Times Tied	1	
Time with Lead	27:45	11:17

Points from	UNC	LOU
Turnovers	23	8
Paint	32	38
Second Chance	9	8
Fast Breaks	17	2
Bench	26	10

Period by Period Scoring	1st	2nd	TOT
UNC	37	43	80
LOU	26	33	59

Official Basketball Box Score - Final
Pittsburgh at Louisville
01/18/23 KFC Yum! Center, Louisville
2022-23 Men's Basketball

Game Time: 7:01 PM
Game Duration: 1:53
Attendance: 11,579

Officials: Lamar Simpson, Doug Sirmons, Tim Clougherty

Pittsburgh - 75 Record: 13-6 (6-2)

NO.	Name		Min	FG M-A	3P M-A	FT M-A	Rebounds OR	DR	TOT	Fouls PF	FD	TP	AS	TO	ST	Blocks BS	BA	+/-
2	Blake Hinson	F	21:31	2-11	2-7	2-2	1	3	4	2	1	8	0	1	0	0	1	-1
33	Federiko Federiko	C	20:25	3-4	0-0	2-2	1	2	3	4	2	8	0	3	0	0	0	1
0	Nelly Cummings	G	26:56	1-8	1-6	0-0	0	5	5	2	2	3	3	1	0	0	0	8
3	Greg Elliott	G	37:17	9-12	5-8	0-0	0	4	4	0	2	23	2	0	0	0	0	21
11	Jamarius Burton	G	34:06	5-9	0-3	0-0	0	2	2	2	5	10	11	2	3	1	0	27
22	Nike Sibande		21:41	4-6	4-6	0-0	0	3	3	3	0	12	3	2	0	1	0	7
5	Nate Santos		16:36	2-3	1-2	0-0	0	2	2	0	0	5	2	1	0	0	0	18
25	Guillermo Diaz Graham		19:35	2-4	1-2	1-3	4	4	8	3	3	6	0	2	0	1	0	20
31	Jorge Diaz Graham		01:53	0-0	0-0	0-0	0	0	0	0	0	0	0	0	0	0	0	4
Team							1	1	2			0		1				
Totals				28-57	14-34	5-7	7	26	33	16	15	75	21	13	3	3	1	21

Technical Fouls::NONE

Shooting By Period		
1st FG%	14-30	46.7%
3PT%	7-17	41.2%
FT%	2-3	66.7%
2nd FG%	14-27	51.9%
3PT%	7-17	41.2%
FT%	3-4	75%
GM FG%	28-57	49.1%
3PT%	14-34	41.2%
FT%	5-7	71.4%

Dead Ball Rebounds: 0, 0

Louisville - 54 Record: 2-17 (0-8)

NO.	Name		Min	FG M-A	3P M-A	FT M-A	Rebounds OR	DR	TOT	Fouls PF	FD	TP	AS	TO	ST	Blocks BS	BA	+/-
1	Mike James	F	35:09	1-8	1-4	2-2	0	4	4	2	3	5	0	3	0	0	1	-16
21	Sydney Curry	F	22:51	2-8	0-0	0-0	3	1	4	2	0	4	0	3	0	0	1	-23
22	Kamari Lands	F	18:41	0-5	0-2	0-0	0	2	2	1	1	0	0	1	1	0	1	-3
24	Jae'Lyn Withers	F	26:18	2-6	1-3	3-4	1	6	7	2	5	8	0	1	1	1	0	-16
3	El Ellis	G	38:07	6-13	2-6	5-5	0	2	2	0	5	19	5	3	1	0	0	-17
4	Roosevelt Wheeler		17:09	1-3	0-0	0-1	2	3	5	4	1	2	0	2	0	0	0	2
12	JJ Traynor		30:08	6-9	1-3	1-1	2	4	6	2	1	14	1	1	1	0	0	-23
0	Devin Ree		04:09	0-2	0-2	0-0	0	1	1	1	0	0	0	0	0	0	0	1
23	Alexander Payne		04:28	0-1	0-0	0-0	0	0	0	0	0	0	0	0	0	0	0	-3
15	Hercy Miller		03:00	1-1	0-0	0-0	1	0	1	1	0	2	0	1	0	0	0	-7
Team							2	0	2			0		2				
Totals				19-56	5-20	11-13	11	23	34	15	16	54	6	17	4	1	3	-21

Technical Fouls::NONE

Shooting By Period		
1st FG%	10-29	34.5%
3PT%	4-12	33.3%
FT%	4-4	100%
2nd FG%	9-27	33.3%
3PT%	1-8	12.5%
FT%	7-9	77.8%
GM FG%	19-56	33.9%
3PT%	5-20	25.0%
FT%	11-13	84.6%

Dead Ball Rebounds: 2, 1

	PIT	LOU
Biggest lead	21 (2nd 0:38)	4 (1st 13:11)
Best Scoring Run	13(1st 6:31)	7(1st 13:11)
Lead Changes	3	
Times Tied	4	
Time with Lead	30:51	05:30

Points from	PIT	LOU
Turnovers	25	9
Paint	20	24
Second Chance	1	15
Fast Breaks	2	0
Bench	23	18

Period by Period Scoring	1st	2nd	TOT
PIT	37	38	75
LOU	28	26	54

Official Basketball Box Score - Final
Louisville at Boston College
01/25/23 Silvio O. Conte Forum, Chestnut Hill
@BCMBB

Game Time: 9:00 PM
Game Duration: 1:59
Attendance: 5,688

Officials: Ron Groover, Pat Driscoll, Tommy Morrissey

Louisville - 65 Record: 2-18 (0-9)

NO.	Name		Min	FG M-A	3P M-A	FT M-A	Rebounds OR	DR	TOT	Fouls PF	FD	TP	AS	TO	ST	Blocks BS	BA	+/-
1	Mike James	F	38:37	6-13	3-5	0-1	0	2	2	3	3	15	3	5	2	1	2	-12
21	Sydney Curry	F	31:56	5-6	0-0	0-1	1	3	4	3	3	10	0	4	0	0	0	-10
22	Kamari Lands	F	25:29	0-2	0-1	2-2	0	2	2	1	1	2	0	1	0	0	0	0
24	Jae'Lyn Withers	F	29:43	6-12	2-4	2-2	0	7	7	3	4	16	1	3	0	0	1	0
3	El Ellis	G	31:41	7-11	3-5	0-0	0	1	1	4	2	17	5	3	0	1	1	-7
12	JJ Traynor		24:18	2-4	1-2	0-0	1	2	3	2	1	5	1	3	1	0	0	-11
4	Roosevelt Wheeler		08:04	0-1	0-1	0-0	0	0	0	0	0	0	0	0	1	1	1	0
15	Hercy Miller		07:35	0-0	0-0	0-0	0	0	0	0	0	0	0	0	0	0	0	-9
23	Alexander Payne		02:37	0-0	0-0	0-0	0	0	0	1	0	0	0	0	0	0	0	-1
Team							4	2	6			0		0				
Totals				26-49	9-18	4-6	6	19	25	17	14	65	10	19	4	3	5	-10

Technical Fouls::NONE

Shooting By Period		
1st FG%	15-25	60.0%
3PT%	5-9	55.6%
FT%	0-1	0%
2nd FG%	11-24	45.8%
3PT%	4-9	44.4%
FT%	4-5	80%
GM FG%	26-49	53.1%
3PT%	9-18	50.0%
FT%	4-6	66.7%

Dead Ball Rebounds: 0, 0

Boston College - 75 Record: 10-11 (4-6)

NO.	Name		Min	FG M-A	3P M-A	FT M-A	Rebounds OR	DR	TOT	Fouls PF	FD	TP	AS	TO	ST	Blocks BS	BA	+/-
10	Prince Aligbe	F	25:46	2-5	0-2	2-2	0	6	6	0	2	6	0	1	2	0	0	10
12	Quinten Post	F	31:35	7-13	2-5	6-6	1	5	6	1	5	22	2	3	1	2	0	19
3	Jaeden Zackery	G	38:31	5-11	3-6	2-4	2	1	3	1	4	15	7	3	4	0	2	14
5	DeMarr Langford Jr.	G	26:49	1-2	1-2	0-0	0	1	1	1	0	3	0	2	0	0	0	16
11	Makai Ashton-Langford	G	31:30	8-14	1-4	4-4	2	3	5	4	2	21	2	0	1	1	1	3
1	T.J. Bickerstaff		11:40	0-1	0-0	2-2	1	0	1	2	2	2	3	0	0	0	0	-1
21	Devin McGlockton		10:59	1-1	0-0	1-2	1	0	1	3	1	3	0	0	0	2	0	-8
45	Mason Madsen		21:13	1-2	1-2	0-1	0	1	1	2	1	3	1	0	3	0	0	2
00	Chas Kelley III		01:57	0-2	0-1	0-0	0	0	0	0	0	0	0	0	0	0	0	-5
Team							1	2	3			0		1				
Totals				25-51	8-22	17-21	8	19	27	14	17	75	15	10	11	5	3	10

Technical Fouls::NONE

Shooting By Period		
1st FG%	12-26	46.2%
3PT%	1-11	9.1%
FT%	4-6	66.7%
2nd FG%	13-25	52.0%
3PT%	7-11	63.6%
FT%	13-15	86.7%
GM FG%	25-51	49.0%
3PT%	8-22	36.4%
FT%	17-21	81.0%

Dead Ball Rebounds: 3, 0

	UofL	BC
Biggest lead	12 (1st 10:37)	12 (2nd 0:34)
Best Scoring Run	11(1st 10:37)	10(2nd 11:46)
Lead Changes	6	
Times Tied	1	
Time with Lead	24:39	11:07

Points from	UofL	BC
Turnovers	14	18
Paint	34	28
Second Chance	9	10
Fast Breaks	6	9
Bench	5	8

Period by Period Scoring	1st	2nd	TOT
UofL	35	30	65
BC	29	46	75

2022-23 Box Scores

Official Basketball Box Score - Final

Louisville at Notre Dame

01/28/23 Purcell Pavilion at the Joyce Center, Notre Dame
2022-23 Men's Basketball

Game Time: 12:00 PM
Game Duration: 1:43
Attendance: 6,531

Officials: Roger Ayers, Jerry Heater, Justin Porterfield

Louisville - 62 — **Record: 2-19 (0-10)**

NO.	Name		Min	FG M-A	3P M-A	FT M-A	Rebounds OR	DR	TOT	Fouls PF	FD	TP	AS	TO	ST	Blocks BS	BA	+/-
1	Mike James	F	30:22	6-8	2-3	0-0	0	4	4	1	1	14	1	1	0	0	0	-17
12	JJ Traynor	F	27:06	2-7	0-4	0-0	0	4	4	1	1	4	1	0	0	0	0	-19
21	Sydney Curry	F	15:29	1-4	0-0	1-2	1	3	4	0	3	3	1	1	0	0	0	-7
24	Jae'Lyn Withers	F	15:58	4-10	2-5	0-0	2	2	4	4	2	10	0	4	0	1	0	-15
3	El Ellis	G	37:58	4-12	0-4	0-0	0	4	4	3	3	8	6	1	1	0	0	-16
34	Emmanuel Okorafor		17:59	3-5	0-0	2-3	3	2	5	4	2	8	0	2	0	1	0	-9
22	Kamari Lands		20:31	3-3	2-2	0-0	0	1	1	1	0	8	2	2	0	1	0	10
4	Roosevelt Wheeler		04:57	0-0	0-0	1-2	1	2	3	0	1	1	0	0	0	0	0	-1
15	Hercy Miller		03:13	0-0	0-0	0-0	0	0	0	0	0	0	0	0	0	0	0	1
0	Devin Ree		08:19	0-2	0-2	0-0	0	2	2	0	0	0	0	1	0	0	0	-5
11	Fabio Basili		11:43	2-3	2-3	0-0	0	0	0	0	0	6	2	0	1	0	0	6
23	Alexander Payne		06:25	0-0	0-0	0-0	0	1	1	0	0	0	0	0	0	0	0	2
Team								0	2	2			0		0			
Totals				25-54	8-23	4-7	7	27	34	14	13	62	13	12	2	3	0	-14

Technical Fouls::NONE

Shooting By Period		
1st	FG%	10-30 33.3%
	3PT%	2-11 18.2%
	FT%	2-4 50%
2nd	FG%	15-24 62.5%
	3PT%	6-12 50.0%
	FT%	2-3 66.7%
GM	FG%	25-54 46.3%
	3PT%	8-23 34.8%
	FT%	4-7 57.1%

Dead Ball Rebounds: 2, 0

Notre Dame - 76 — **Record: 10-12 (2-9)**

NO.	Name		Min	FG M-A	3P M-A	FT M-A	Rebounds OR	DR	TOT	Fouls PF	FD	TP	AS	TO	ST	Blocks BS	BA	+/-
14	Nate Laszewski	F	36:16	5-9	3-4	4-5	0	5	5	2	5	17	3	0	0	0	0	10
1	JJ Starling	G	35:22	9-16	2-4	2-2	3	3	6	2	2	22	0	1	1	0	2	10
5	Cormac Ryan	G	35:01	4-8	2-5	1-1	0	4	4	3	3	11	8	1	3	0	0	18
10	Marcus Hammond		29:49	3-6	2-4	0-0	0	2	2	1	1	8	0	0	1	0	0	8
23	Dane Goodwin	G	39:19	5-16	0-6	0-0	4	6	10	2	2	10	4	0	0	0	1	13
3	Trey Wertz		19:48	2-7	1-5	1-2	0	0	0	3	1	6	1	1	0	0	0	6
13	Dom Campbell		04:25	1-2	0-0	0-0	0	1	1	0	0	2	0	0	0	0	0	5
Team							1	2	3			0		0				
Totals				29-64	10-28	8-10	8	23	31	13	14	76	16	3	5	0	3	14

Technical Fouls::NONE

Shooting By Period		
1st	FG%	18-35 51.4%
	3PT%	7-16 43.8%
	FT%	3-4 75%
2nd	FG%	11-29 37.9%
	3PT%	3-12 25.0%
	FT%	5-6 83.3%
GM	FG%	29-64 45.3%
	3PT%	10-28 35.7%
	FT%	8-10 80.0%

Dead Ball Rebounds: 2, 0

	UL	ND
Biggest lead	2 (1st 16:41)	30 (2nd 17:12)
Best Scoring Run	14(2nd 8:19)	13(1st 13:17)
Lead Changes	4	
Times Tied	2	
Time with Lead	00:43	37:39

Points from	UL	ND
Turnovers	4	16
Paint	30	32
Second Chance	7	5
Fast Breaks	9	10
Bench	23	8

Period by Period Scoring	1st	2nd	TOT
UL	24	38	62
ND	46	30	76

Official Basketball Box Score - Final

Georgia Tech at Louisville

02/01/23 KFC Yum! Center, Louisville
2022-23 Men's Basketball

Game Time: 7:04 PM
Game Duration: 2:05
Attendance: 11,416

Officials: Jamie Luckie, Bill Covington Jr., A.J. Desai

Georgia Tech - 58 — **Record: 8-14 (1-11)**

NO.	Name		Min	FG M-A	3P M-A	FT M-A	Rebounds OR	DR	TOT	Fouls PF	FD	TP	AS	TO	ST	Blocks BS	BA	+/-
4	Ja'von Franklin	F	36:08	3-7	0-0	2-3	7	5	12	3	4	8	1	1	4	3	0	-8
24	Rodney Howard	C	16:26	0-1	0-0	0-0	0	1	1	2	1	0	1	0	0	0	0	1
1	Kyle Sturdivant	G	37:40	5-16	2-9	5-7	0	4	4	1	6	17	4	2	1	0	0	-8
3	Dallan "Deebo" Coleman	G	36:15	2-8	2-6	2-4	0	4	4	2	4	8	1	1	2	1	0	-4
13	Miles Kelly	G	35:41	6-16	2-7	2-2	1	2	3	4	1	16	1	0	1	0	0	-5
11	Tristan Maxwell		12:23	0-4	0-1	2-4	0	0	0	3	2	2	1	1	0	0	0	-15
14	Jalon Moore		19:02	1-6	0-1	2-4	4	4	8	3	2	4	1	0	1	1	1	-7
12	Freds Paulis Bagatskis		06:25	1-3	1-3	0-0	0	0	0	1	0	3	0	0	0	0	0	-4
Team							0	0	0			0		0				
Totals				18-61	7-27	15-24	12	20	32	19	20	58	10	5	9	5	1	-10

Technical Fouls::NONE

Shooting By Period		
1st	FG%	9-30 30,0%
	3PT%	7-16 43,8%
	FT%	3-4 75%
2nd	FG%	9-31 29,0%
	3PT%	0-11 0,0%
	FT%	12-20 60%
GM	FG%	18-61 29,5%
	3PT%	7-27 25,9%
	FT%	15-24 62,5%

Dead Ball Rebounds: 3, 0

Louisville - 68 — **Record: 3-19 (1-10)**

NO.	Name		Min	FG M-A	3P M-A	FT M-A	Rebounds OR	DR	TOT	Fouls PF	FD	TP	AS	TO	ST	Blocks BS	BA	+/-
1	Mike James	F	33:44	3-5	1-3	0-0	0	5	5	4	3	7	2	0	0	0	0	6
12	JJ Traynor	F	25:19	4-10	1-4	1-2	1	3	4	3	1	10	0	2	0	0	1	14
21	Sydney Curry	F	17:24	2-4	0-0	2-3	2	3	5	0	2	6	0	2	0	0	1	-4
24	Jae'Lyn Withers	F	35:09	4-8	4-6	7-9	0	13	13	4	6	19	1	2	2	0	0	11
3	El Ellis	G	38:03	4-11	0-4	3-4	1	5	6	2	2	11	4	4	1	0	1	11
22	Kamari Lands		24:33	2-4	1-2	6-6	1	4	5	1	3	11	2	1	2	0	1	2
34	Emmanuel Okorafor		09:16	1-3	0-0	0-0	1	3	4	3	0	2	1	1	0	1	1	3
15	Hercy Miller		03:59	0-0	0-0	0-0	0	0	0	1	0	0	0	1	0	0	0	1
4	Roosevelt Wheeler		10:54	1-1	0-0	0-2	1	1	2	2	2	2	0	1	0	0	0	7
23	Alexander Payne		01:39	0-0	0-0	0-0	0	0	0	0	0	0	0	0	0	0	0	-1
Team							2	0	2			0		1				
Totals				21-46	7-19	19-26	9	37	46	20	19	68	10	15	5	1	5	10

Technical Fouls::NONE

Shooting By Period		
1st	FG%	11-24 45,8%
	3PT%	3-10 30,0%
	FT%	8-11 72,7%
2nd	FG%	10-22 45,5%
	3PT%	4-9 44,4%
	FT%	11-15 73,3%
GM	FG%	21-46 45,7%
	3PT%	7-19 36,8%
	FT%	19-26 73,1%

Dead Ball Rebounds: 3, 0

	GT.	LOU
Biggest lead	4 (1st 15:02)	10 (2nd 0:18)
Best Scoring Run	5(1st 16:13)	7(1st 12:08)
Lead Changes	2	
Times Tied	2	
Time with Lead	03:40	32:50

Points from	GT.	LOU
Turnovers	13	7
Paint	20	24
Second Chance	8	12
Fast Breaks	4	2
Bench	9	15

Period by Period Scoring	1st	2nd	TOT
GT.	28	30	58
LOU	33	35	68

Official Basketball Box Score - Final

Florida St. at Louisville

02/04/23 KFC Yum! Center, Louisville
2022-23 Men's Basketball

Game Time: 2:05 PM
Game Duration: 2:04
Attendance: 12,966

Officials: Lee Cassell, Tommy Morrissey, Jeff Pon

Florida St. - 81 — **Record: 8-16 (6-7)**

NO.	Name		Min	FG M-A	3P M-A	FT M-A	Rebounds OR	DR	TOT	Fouls PF	FD	TP	AS	TO	ST	Blocks BS	BA	+/-
3	Cameron Corhen	F	29:12	7-12	0-1	2-2	5	0	5	3	1	16	2	1	1	0	2	3
1	Jalen Warley	G	29:49	6-7	0-0	2-3	0	3	3	1	2	14	5	0	1	0	0	10
4	Caleb Mills	G	31:25	3-11	3-8	2-2	0	1	1	0	1	11	5	0	0	1	1	-1
22	Darin Green Jr.	G	28:51	4-11	3-7	1-2	0	3	3	3	1	12	1	1	1	1	0	4
35	Matthew Cleveland	G	36:09	5-12	0-2	5-6	3	7	10	1	3	15	3	2	2	2	1	0
0	Chandler Jackson		11:58	1-1	1-1	0-0	0	4	4	2	1	3	2	1	1	1	0	-5
11	Baba Miller		12:23	0-2	0-1	0-0	0	2	2	1	0	0	1	0	1	0	0	2
24	Naheem McLeod		10:48	3-3	0-0	1-4	1	1	2	1	7	7	0	1	0	2	0	0
12	Tom House		09:25	1-3	1-3	0-0	0	1	1	1	0	3	0	0	0	0	0	2
Team							0	1	1			0		2				
Totals				30-62	8-23	13-19	9	23	32	13	16	81	19	8	7	7	4	3

Technical Fouls::NONE

Shooting By Period		
1st	FG%	19-33 57.6%
	3PT%	5-14 35,7%
	FT%	2-3 66,7%
2nd	FG%	11-29 37,9%
	3PT%	3-9 33,3%
	FT%	11-16 68,8%
GM	FG%	30-62 48,4%
	3PT%	8-23 34,8%
	FT%	13-19 68,4%

Dead Ball Rebounds: 4, 0

Louisville - 78 — **Record: 3-20 (1-11)**

NO.	Name		Min	FG M-A	3P M-A	FT M-A	Rebounds OR	DR	TOT	Fouls PF	FD	TP	AS	TO	ST	Blocks BS	BA	+/-
1	Mike James	F	26:27	2-10	1-8	2-3	0	1	1	4	3	7	2	2	0	0	0	-9
12	JJ Traynor	F	32:57	4-5	0-1	0-0	2	2	4	1	0	8	1	1	0	2	0	-1
21	Sydney Curry	F	20:02	4-5	0-0	0-0	1	5	6	2	0	8	0	1	0	1	0	5
24	Jae'Lyn Withers	F	33:37	4-7	4-6	2-2	0	4	4	1	2	14	1	3	0	0	1	-10
3	El Ellis	G	37:13	7-18	2-6	6-6	0	3	3	3	6	22	7	3	0	0	3	-6
22	Kamari Lands		22:08	6-10	3-5	0-0	0	3	3	0	1	15	1	0	1	0	1	0
34	Emmanuel Okorafor		08:48	1-2	0-0	0-0	2	1	3	4	0	2	1	0	0	1	1	-6
4	Roosevelt Wheeler		08:02	0-0	0-0	0-0	0	2	2	1	0	0	0	0	0	0	0	-4
15	Hercy Miller		10:46	1-5	0-2	0-0	2	3	5	0	1	2	2	0	0	0	1	16
Team							3	1	4			0		1				
Totals				29-62	10-28	10-11	10	25	35	16	13	78	15	11	1	4	7	-3

Technical Fouls::NONE

Shooting By Period		
1st	FG%	13-27 48,1%
	3PT%	7-16 43,8%
	FT%	3-4 75%
2nd	FG%	16-35 45,7%
	3PT%	3-12 25,0%
	FT%	7-7 100%
GM	FG%	29-62 46,8%
	3PT%	10-28 35,7%
	FT%	10-11 90,9%

Dead Ball Rebounds: 1, 0

	FSU	LOU
Biggest lead	17 (2nd 17:47)	0 (1st 20:00)
Best Scoring Run	8(2nd 17:47)	9(2nd 6:49)
Lead Changes	0	
Times Tied	3	
Time with Lead	38:44	00:00

Points from	FSU	LOU
Turnovers	19	5
Paint	42	36
Second Chance	11	13
Fast Breaks	14	2
Bench	13	19

Period by Period Scoring	1st	2nd	TOT
FSU	45	36	81
LOU	36	42	78

Official Basketball Box Score - Final

Louisville at Pitt

02/07/23 Petersen Events Center, Pittsburgh
2022-23 Men's Basketball

Game Time: 7:00 PM
Game Duration: 2:08
Attendance: 7,577

Officials: Bert Smith, Ted Valentine, Clarence Armstrong

Louisville - 57 — **Record: 3-21 (1-12)**

NO.	Name		Min	FG M-A	3P M-A	FT M-A	Rebounds OR	DR	TOT	Fouls PF	FD	TP	AS	TO	ST	Blocks BS	BA	+/-
1	Mike James	F	27:24	4-10	3-6	0-0	3	1	4	2	1	11	3	3	1	1	3	-26
12	JJ Traynor	F	20:28	0-3	0-3	0-0	1	3	4	1	1	0	2	0	0	0	0	-29
21	Sydney Curry	F	16:21	2-6	0-0	2-2	1	1	2	2	2	6	0	1	0	0	1	-14
24	Jae'Lyn Withers	F	21:41	2-7	1-2	4-6	0	1	1	3	4	9	1	2	1	0	0	-17
3	El Ellis	G	27:46	2-9	1-5	2-2	0	2	2	1	1	7	3	3	1	0	2	-28
22	Kamari Lands		22:15	1-5	1-5	2-2	0	1	1	1	1	5	1	0	1	0	0	-17
34	Emmanuel Okorafor		19:30	2-8	1-1	1-2	4	2	6	3	1	6	0	1	0	4	3	-12
15	Hercy Miller		19:53	2-6	2-4	4-4	3	0	3	1	2	10	1	0	0	1	3	-10
4	Roosevelt Wheeler		08:03	0-2	0-0	0-0	0	1	1	0	1	0	0	0	0	0	0	-9
23	Alexander Payne		09:16	0-1	0-0	0-0	2	1	3	0	0	0	0	0	0	0	1	-3
0	Devin Ree		07:23	1-1	1-1	0-0	0	0	0	1	0	3	0	0	1	0	0	-5
Team							2	1	3			0		3				
Totals				16-58	10-27	15-18	16	14	30	15	14	57	11	13	5	6	13	-34

Technical Fouls: James 2nd 16:55

Shooting By Period		
1st	FG%	8-27 29.6%
	3PT%	4-14 28.6%
	FT%	7-8 87.5%
2nd	FG%	8-31 25.8%
	3PT%	6-13 46.2%
	FT%	8-10 80%
GM	FG%	16-58 27.6%
	3PT%	10-27 37.0%
	FT%	15-18 83.3%

Dead Ball Rebounds: 2, 0

Pitt - 91 — **Record: 17-7 (10-3)**

NO.	Name		Min	FG M-A	3P M-A	FT M-A	Rebounds OR	DR	TOT	Fouls PF	FD	TP	AS	TO	ST	Blocks BS	BA	+/-
2	Blake Hinson	F	20:08	3-5	3-5	2-2	0	2	2	2	1	11	3	3	0	0	0	19
33	Federiko Federiko	C	16:59	3-3	0-0	0-0	0	2	2	4	1	6	0	2	0	3	0	16
0	Nelly Cummings	G	30:22	4-5	3-3	0-0	1	1	2	0	1	11	6	5	2	0	0	32
3	Greg Elliott	G	24:20	5-7	4-5	0-0	0	2	2	1	0	14	3	3	0	0	1	26
11	Jamarius Burton	G	23:07	3-6	0-1	2-2	2	4	6	2	2	8	3	1	0	0	1	22
22	Nike Sibande		22:59	5-10	4-7	1-2	1	4	5	0	1	15	1	0	1	1	1	19
25	Guillermo Diaz Graham		23:01	3-5	2-3	3-4	2	3	5	3	3	11	2	2	0	5	0	18
5	Nate Santos		18:23	1-4	1-3	4-4	0	2	2	2	2	7	0	1	3	0	1	13
31	Jorge Diaz Graham		12:15	1-4	0-2	6-6	1	2	3	1	3	8	2	0	0	4	1	3
12	KJ Marshall		04:32	0-2	0-2	0-0	0	0	0	0	0	0	0	0	0	0	1	1
13	Aidan Fisch		03:54	0-0	0-0	0-0	0	1	1	0	0	0	0	0	0	0	0	1
Team							3	4	7			0		0				
Totals				28-51	17-31	18-20	10	27	37	15	14	91	23	14	6	13	6	34

Technical Fouls: Federiko 2nd 16:55

Shooting By Period		
1st	FG%	16-26 61.5%
	3PT%	9-15 60.0%
	FT%	6-7 85.7%
2nd	FG%	12-25 48.0%
	3PT%	8-16 50.0%
	FT%	12-13 92.3%
GM	FG%	28-51 54.9%
	3PT%	17-31 54.8%
	FT%	18-20 90.0%

Dead Ball Rebounds: 1, 0

	Lville	Pitt
Biggest lead	2 (1st 17:26)	38 (2nd 2:17)
Best Scoring Run	5(1st 3:37)	11(1st 8:58)
Lead Changes	4	
Times Tied	5	
Time with Lead	00:30	36:13

Points from	Lville	Pitt
Turnovers	10	10
Paint	10	18
Second Chance	10	9
Fast Breaks	4	9
Bench	24	41

Period by Period Scoring	1st	2nd	TOT
Lville	27	30	57
Pitt	47	44	91

2022-23 Box Scores

Official Basketball Box Score - Final
Louisville at Miami (FL)
02/11/23 Watsco Center, Coral Gables
2022-23 Men's Basketball

Game Time: 7:00 PM
Game Duration: 2:00
Attendance: 6,540

Officials: Ron Groover, Raymie Styons, Mark Schnur

Louisville - 85 Record: 3-22 (1-13)

NO.	Name		Min	FG M-A	3P M-A	FT M-A	Rebounds OR	DR	TOT	Fouls PF	FD	TP	AS	TO	ST	Blocks BS	BA	+/-
1	Mike James	F	22:44	3-6	0-2	3-4	1	0	1	2	4	9	1	2	0	0	1	-16
12	JJ Traynor	F	28:33	3-7	0-3	0-0	2	1	3	2	1	6	3	0	0	0	0	-16
21	Sydney Curry	F	10:56	1-2	0-0	0-1	1	0	1	2	1	2	0	0	0	0	0	-13
24	Jae'Lyn Withers	F	37:34	7-10	4-6	0-0	0	5	5	3	1	18	1	2	1	1	1	-9
3	El Ellis	G	36:36	12-20	3-8	6-6	1	1	2	1	7	33	5	2	0	0	0	-7
22	Kamari Lands		23:12	5-7	3-4	0-0	0	2	2	3	0	13	1	4	1	0	0	12
34	Emmanuel Okorafor		18:53	2-3	0-0	0-0	0	3	3	3	0	4	0	1	0	0	0	-6
15	Hercy Miller		07:25	0-0	0-0	0-0	0	1	1	1	0	0	1	0	0	0	0	0
4	Roosevelt Wheeler		09:46	0-2	0-0	0-0	0	1	1	5	0	0	0	0	1	0	0	9
23	Alexander Payne		04:21	0-0	0-0	0-0	1	0	1	1	0	0	0	0	0	0	0	6
Team							1	3	4			0		1				
Totals				33-57	10-23	9-11	7	17	24	23	14	85	12	12	3	1	2	-8

Technical Fouls::NONE

Shooting By Period		
1st	FG%	17-29 58.6%
	3PT%	6-13 46.2%
	FT%	1-2 50%
2nd	FG%	16-28 57.1%
	3PT%	4-10 40.0%
	FT%	8-9 88.9%
GM	FG%	33-57 57.9%
	3PT%	10-23 43.5%
	FT%	9-11 81.8%

Dead Ball Rebounds: 0, 0

Miami (FL) - 93 Record: 20-5 (11-4)

NO.	Name		Min	FG M-A	3P M-A	FT M-A	Rebounds OR	DR	TOT	Fouls PF	FD	TP	AS	TO	ST	Blocks BS	BA	+/-
15	Norchad Omier	F	32:13	6-7	0-0	9-10	3	4	7	2	6	21	1	1	0	2	0	16
2	Isaiah Wong	G	34:59	8-12	2-3	3-3	4	0	4	3	4	21	4	1	1	0	1	16
11	Jordan Miller	G	33:37	4-11	0-2	2-2	2	4	6	0	3	10	6	1	2	0	0	13
24	Nijel Pack	G	30:02	8-14	4-9	2-2	1	2	3	2	2	22	2	1	1	0	0	4
55	Wooga Poplar	G	23:23	2-7	1-3	2-2	1	4	5	3	2	7	4	1	0	0	0	7
0	AJ Casey		02:02	1-1	0-0	0-0	0	0	0	2	0	2	0	0	0	0	0	-2
4	Bensley Joseph		15:10	1-2	1-2	0-0	0	0	0	2	2	3	1	0	1	0	0	-6
1	Anthony Walker		09:08	0-0	0-0	0-0	0	0	0	0	0	0	1	1	0	0	0	-4
5	Harlond Beverly		16:26	1-3	0-1	5-8	0	3	3	0	4	7	1	0	0	0	0	3
12	Favour Aire		03:00	0-1	0-0	0-0	0	0	0	0	0	0	0	0	0	0	0	-7
Team							0	0	0			0		0				
Totals				31-58	8-20	23-27	11	17	28	14	23	93	20	6	5	2	1	8

Technical Fouls::NONE

Shooting By Period		
1st	FG%	18-31 58.1%
	3PT%	4-11 36.4%
	FT%	2-2 100%
2nd	FG%	13-27 48.1%
	3PT%	4-9 44.4%
	FT%	21-25 84%
GM	FG%	31-58 53.4%
	3PT%	8-20 40.0%
	FT%	23-27 85.2%

Dead Ball Rebounds: 3, 2

	LOU	MIA
Biggest lead	3 (1st 4:00)	11 (2nd 15:19)
Best Scoring Run	9(1st 4:00)	10(1st 17:43)
Lead Changes	2	
Times Tied	1	
Time with Lead	03:02	36:15

Points from	LOU	MIA
Turnovers	4	20
Paint	40	34
Second Chance	11	19
Fast Breaks	4	17
Bench	17	12

Period by Period Scoring	1st	2nd	TOT
LOU	41	44	85
MIA	42	51	93

Official Basketball Box Score - Final
Virginia at Louisville
02/15/23 KFC Yum! Center, Louisville
2022-23 Men's Basketball

Game Time: 7:01 PM
Game Duration: 2:00
Attendance: 11,570

Officials: Bert Smith, Jamie Luckie, Paul Szeli

Virginia - 61 Record: 20-4 (12-3)

NO.	Name		Min	FG M-A	3P M-A	FT M-A	Rebounds OR	DR	TOT	Fouls PF	FD	TP	AS	TO	ST	Blocks BS	BA	+/-
1	Jayden Gardner	F	27:45	5-10	0-0	0-0	1	2	3	2	1	10	0	0	1	0	2	4
5	Ben Vander Plas	F	35:03	4-11	2-8	0-1	3	8	11	2	1	10	0	1	1	0	0	8
0	Kihei Clark	G	30:59	5-11	1-1	3-5	0	4	4	3	4	14	6	1	0	0	0	-6
2	Reece Beekman	G	33:39	0-6	0-4	3-4	0	0	0	1	2	3	2	2	4	1	0	6
4	Armaan Franklin	G	30:48	5-8	1-2	3-4	1	4	5	2	4	14	3	1	2	0	1	2
11	Isaac McKneely		27:25	3-4	2-3	0-0	0	1	1	2	0	8	2	1	0	0	0	2
13	Ryan Dunn		06:04	0-0	0-0	0-2	1	2	3	2	1	0	1	0	0	0	0	4
21	Kadin Shedrick		08:17	1-2	0-0	0-0	0	2	2	0	1	2	1	0	0	1	0	-5
Team							1	0	1			0		0				
Totals				23-52	6-18	9-16	7	23	30	14	14	61	15	6	8	2	3	3

Technical Fouls::NONE

Shooting By Period		
1st	FG%	11-31 35.5%
	3PT%	3-12 25.0%
	FT%	4-6 66.7%
2nd	FG%	12-21 57.1%
	3PT%	3-6 50.0%
	FT%	5-10 50%
GM	FG%	23-52 44.2%
	3PT%	6-18 33.3%
	FT%	9-16 56.3%

Dead Ball Rebounds: 3, 0

Louisville - 58 Record: 3-23 (1-14)

NO.	Name		Min	FG M-A	3P M-A	FT M-A	Rebounds OR	DR	TOT	Fouls PF	FD	TP	AS	TO	ST	Blocks BS	BA	+/-
1	Mike James	F	37:26	3-6	3-4	1-2	0	2	2	2	2	10	2	1	0	0	0	-6
12	JJ Traynor	F	31:20	4-7	1-1	0-0	2	7	9	2	0	9	0	1	0	1	0	-7
22	Kamari Lands	F	33:37	1-7	0-1	0-0	0	3	3	3	2	2	1	2	4	0	0	-1
24	Jae'Lyn Withers	F	31:13	4-11	1-7	3-4	0	8	8	2	5	12	0	1	0	2	0	-2
3	El Ellis	G	39:05	7-14	3-6	4-4	0	4	4	1	3	21	3	3	0	0	1	-5
15	Hercy Miller		07:37	0-2	0-1	0-0	0	1	1	2	0	0	0	0	0	0	1	6
21	Sydney Curry		13:21	2-3	0-0	0-0	2	0	2	1	0	4	1	1	0	0	0	3
5	Brandon Huntley-Hatfield		06:21	0-0	0-0	0-0	0	0	0	1	2	0	0	0	0	0	0	-3
Team							1	1	2			0		1				
Totals				21-50	8-20	8-10	5	26	31	14	14	58	7	10	4	3	2	-3

Technical Fouls::NONE

Shooting By Period		
1st	FG%	9-24 37.5%
	3PT%	5-11 45.5%
	FT%	3-4 75%
2nd	FG%	12-26 46.2%
	3PT%	3-9 33.3%
	FT%	5-6 83.3%
GM	FG%	21-50 42.0%
	3PT%	8-20 40.0%
	FT%	8-10 80.0%

Dead Ball Rebounds: 3, 0

	UVA	LOU
Biggest lead	10 (2nd 5:16)	9 (1st 6:47)
Best Scoring Run	14(2nd 19:42)	7(2nd 11:47)
Lead Changes	7	
Times Tied	4	
Time with Lead	24:31	12:44

Points from	UVA	LOU
Turnovers	13	5
Paint	30	20
Second Chance	4	6
Fast Breaks	2	0
Bench	10	4

Period by Period Scoring	1st	2nd	TOT
UVA	29	32	61
LOU	26	32	58

Official Basketball Box Score - Final
Clemson at Louisville
02/18/23 KFC Yum! Center, Louisville
2022-23 Men's Basketball

Game Time: 7:05 PM
Game Duration: 2:08
Attendance: 15,157

Officials: Roger Ayers, Jeffery Clark, Justin Porterfield

Clemson - 73 Record: 19-8 (11-5)

NO.	Name		Min	FG M-A	3P M-A	FT M-A	Rebounds OR	DR	TOT	Fouls PF	FD	TP	AS	TO	ST	Blocks BS	BA	+/-
4	Ian Schieffelin	F	20:33	0-4	0-0	2-2	2	1	3	2	1	2	1	1	0	0	2	-11
5	Hunter Tyson	F	35:09	5-14	2-9	0-0	1	3	4	4	3	12	1	0	1	0	0	-8
24	PJ Hall	F	30:16	12-21	1-5	3-5	3	5	8	4	5	28	0	0	0	0	0	5
1	Chase Hunter	G	36:25	7-13	1-2	0-2	0	5	5	4	1	15	6	2	1	0	0	-4
11	Brevin Galloway	G	37:33	5-10	0-4	6-6	0	0	0	3	3	16	2	1	3	0	0	-8
10	Ben Middlebrooks		08:10	0-0	0-0	0-0	1	2	3	3	0	0	0	0	1	1	0	-13
21	Chauncey Wiggins		13:38	0-1	0-1	0-0	0	0	0	1	0	0	1	0	0	0	1	-2
2	Dillon Hunter		03:32	0-1	0-1	0-0	0	0	0	0	0	0	0	0	0	0	0	-6
0	Josh Beadle		00:50	0-0	0-0	0-0	0	0	0	1	0	0	0	0	0	0	0	-2
22	RJ Godfrey		10:43	0-2	0-1	0-0	1	1	2	0	0	0	1	1	1	1	1	1
12	Alex Hemenway		03:11	0-1	0-1	0-0	0	1	1	0	0	0	0	0	0	0	0	-2
Team							0	0	0			0		0				
Totals				29-67	4-24	11-15	8	18	26	22	13	73	12	5	7	2	4	-10

Technical Fouls::NONE

Shooting By Period		
1st	FG%	13-32 40.6%
	3PT%	2-11 18.2%
	FT%	8-9 88.9%
2nd	FG%	16-35 45.7%
	3PT%	2-13 15.4%
	FT%	3-6 50%
GM	FG%	29-67 43.3%
	3PT%	4-24 16.7%
	FT%	11-15 73.3%

Dead Ball Rebounds: 3, 0

Louisville - 83 Record: 4-23 (2-14)

NO.	Name		Min	FG M-A	3P M-A	FT M-A	Rebounds OR	DR	TOT	Fouls PF	FD	TP	AS	TO	ST	Blocks BS	BA	+/-
1	Mike James	F	31:48	3-7	0-3	7-7	0	4	4	3	5	13	0	0	0	0	0	8
12	JJ Traynor	F	33:54	5-9	2-4	4-4	1	8	9	0	4	16	1	1	0	4	0	7
21	Sydney Curry	F	15:35	2-2	0-0	0-0	0	2	2	3	1	4	0	4	1	0	0	-1
24	Jae'Lyn Withers	F	32:37	3-6	0-0	2-2	1	8	9	2	2	8	2	2	2	0	0	13
3	El Ellis	G	39:03	9-15	3-6	7-9	1	4	5	1	5	28	1	4	0	0	0	9
5	Brandon Huntley-Hatfield		21:52	3-7	0-1	2-2	2	2	4	2	3	8	0	1	0	0	1	7
22	Kamari Lands		21:47	1-4	0-2	2-2	0	1	1	2	1	4	4	0	0	0	0	8
4	Roosevelt Wheeler		00:27	0-1	0-0	0-0	0	0	0	0	0	0	0	0	0	0	1	-2
15	Hercy Miller		02:57	0-0	0-0	2-2	0	0	0	0	1	2	1	0	0	0	0	1
Team							1	2	3			0		2				
Totals				26-51	5-16	26-28	6	31	37	13	22	83	9	14	3	4	2	10

Technical Fouls::NONE

Shooting By Period		
1st	FG%	13-26 50.0%
	3PT%	4-8 50.0%
	FT%	9-9 100%
2nd	FG%	13-25 52.0%
	3PT%	1-8 12.5%
	FT%	17-19 89.5%
GM	FG%	26-51 51.0%
	3PT%	5-16 31.3%
	FT%	26-28 92.9%

Dead Ball Rebounds: 3, 0

	CLE	LOU
Biggest lead	5 (1st 19:30)	14 (2nd 7:37)
Best Scoring Run	9(2nd 3:44)	10(1st 15:24)
Lead Changes	15	
Times Tied	6	
Time with Lead	10:19	28:50

Points from	CLE	LOU
Turnovers	16	7
Paint	46	26
Second Chance	8	11
Fast Breaks	10	2
Bench	0	14

Period by Period Scoring	1st	2nd	TOT
CLE	36	37	73
LOU	39	44	83

Official Basketball Box Score - Final
Louisville at Duke
02/20/23 Cameron Indoor Stadium, Durham, N.C.
2022-23 Duke Basketball

Game Time: 7:00 PM
Game Duration: 1:56
Attendance: 9,314

Officials: Doug Sirmons, Keith Kimble, Doug Shows

Louisville - 62 Record: 4-24 (2-15)

NO.	Name		Min	FG M-A	3P M-A	FT M-A	Rebounds OR	DR	TOT	Fouls PF	FD	TP	AS	TO	ST	Blocks BS	BA	+/-
1	Mike James	F	32:36	2-7	0-2	2-2	1	2	3	2	1	6	1	2	0	1	2	-11
5	Brandon Huntley-Hatfield	F	26:58	3-4	0-1	3-4	1	4	5	3	3	9	0	1	0	0	1	-13
12	JJ Traynor	F	27:18	6-10	4-5	0-0	0	3	3	1	1	16	0	2	1	0	0	2
24	Jae'Lyn Withers	F	29:18	1-7	0-2	0-0	1	3	4	1	1	2	0	1	2	0	1	-18
3	El Ellis	G	36:03	8-16	3-5	2-2	0	2	2	2	4	21	7	4	2	0	1	-14
21	Sydney Curry		08:20	2-2	0-0	0-0	0	0	0	4	0	4	1	1	0	0	0	-6
22	Kamari Lands		20:53	0-3	0-0	2-2	0	2	2	0	1	2	0	0	0	0	0	-7
15	Hercy Miller		08:55	0-2	0-2	0-0	0	1	1	1	0	0	2	0	0	0	0	-10
4	Roosevelt Wheeler		06:27	1-1	0-0	0-0	2	0	2	1	0	2	0	0	0	1	0	0
0	Devin Ree		01:36	0-0	0-0	0-0	0	0	0	0	0	0	0	1	0	0	0	-4
23	Alexander Payne		01:36	0-0	0-0	0-0	0	0	0	0	0	0	0	0	0	0	0	-4
Team							4	2	6			0		0				
Totals				23-52	7-17	9-10	9	19	28	15	11	62	11	12	5	2	5	-17

Technical Fouls::NONE

Shooting By Period		
1st	FG%	12-26 46.2%
	3PT%	5-12 41.7%
	FT%	4-4 100%
2nd	FG%	11-26 42.3%
	3PT%	2-5 40.0%
	FT%	5-6 83.3%
GM	FG%	23-52 44.2%
	3PT%	7-17 41.2%
	FT%	9-10 90.0%

Dead Ball Rebounds: 0, 1

Duke - 79 Record: 20-8 (11-6)

NO.	Name		Min	FG M-A	3P M-A	FT M-A	Rebounds OR	DR	TOT	Fouls PF	FD	TP	AS	TO	ST	Blocks BS	BA	+/-
25	Mark Mitchell	F	31:47	5-8	0-1	3-3	1	2	3	0	2	13	1	0	2	1	0	17
1	Dereck Lively II	C	25:16	3-5	0-1	4-6	2	2	4	2	3	10	1	1	0	2	0	-7
30	Kyle Filipowski	C	22:42	5-7	1-2	2-3	4	3	7	1	3	13	3	3	1	0	0	-2
3	Jeremy Roach	G	30:12	6-9	0-0	2-4	0	1	1	2	2	14	6	0	1	0	0	5
5	Tyrese Proctor	G	35:14	4-13	4-8	0-0	0	4	4	3	1	12	3	0	1	0	1	14
0	Dariq Whitehead		26:36	2-9	1-5	0-0	1	2	3	0	0	5	1	0	1	0	0	18
13	Jacob Grandison		13:29	3-5	3-5	0-0	0	3	3	2	0	9	1	1	0	0	1	16
15	Ryan Young		14:44	1-3	0-0	1-2	3	3	6	1	4	3	3	0	0	2	0	24
Team							1	1	2			0		1				
Totals				29-59	9-22	12-18	12	21	33	11	15	79	19	6	6	5	2	17

Technical Fouls::NONE

Shooting By Period		
1st	FG%	15-33 45.5%
	3PT%	4-12 33.3%
	FT%	8-9 88.9%
2nd	FG%	14-26 53.8%
	3PT%	5-10 50.0%
	FT%	4-9 44.4%
GM	FG%	29-59 49.2%
	3PT%	9-22 40.9%
	FT%	12-18 66.7%

Dead Ball Rebounds: 4, 0

	UofL	Duke
Biggest lead	9 (1st 13:14)	17 (2nd 13:41)
Best Scoring Run	5(1st 17:42)	13(1st 9:59)
Lead Changes	1	
Times Tied	1	
Time with Lead	08:56	30:43

Points from	UofL	Duke
Turnovers	6	14
Paint	26	34
Second Chance	6	16
Fast Breaks	7	8
Bench	8	17

Period by Period Scoring	1st	2nd	TOT
UofL	33	29	62
Duke	42	37	79

2022-23 Box Scores

Official Basketball Box Score - Final
Louisville at Georgia Tech
02/25/23 McCamish Pavilion, Atlanta
2022-23 Men's Basketball

Game Time: 2:00 PM
Game Duration: 2:03
Attendance: 6,070

Officials: Ron Groover, Mark Schnur, Mike Palau

Louisville - 67 — **Record: 4-25 (2-16)**

NO.	Name		Min	FG M-A	3P M-A	FT M-A	Rebounds OR	DR	TOT	Fouls PF	FD	TP	AS	TO	ST	Blocks BS	BA	+/-
1	Mike James	F	34:31	5-7	0-2	4-5	1	2	3	3	5	14	2	4	0	0	0	-5
5	Brandon Huntley-Hatfield	F	20:17	1-5	0-1	1-2	3	3	6	2	3	3	1	2	2	3	2	-12
12	JJ Traynor	F	35:59	5-9	0-1	0-0	1	3	4	3	0	10	1	3	0	0	0	-18
24	Jae'Lyn Withers	F	28:01	3-8	1-3	1-2	2	7	9	1	3	8	3	1	0	1	0	-14
3	El Ellis	G	37:57	7-16	0-5	1-1	0	2	2	2	3	15	3	2	0	0	2	-16
22	Kamari Lands		21:30	6-11	3-5	0-0	0	3	3	3	0	15	1	1	0	0	0	-6
21	Sydney Curry		13:48	0-4	0-0	2-2	2	2	4	4	2	2	1	1	0	0	1	4
11	Fabio Basili		02:36	0-0	0-0	0-0	0	0	0	2	0	0	0	0	1	0	0	-1
4	Roosevelt Wheeler		03:06	0-0	0-0	0-0	0	0	0	0	0	0	0	0	0	0	0	-5
0	Devin Ree		00:45	0-0	0-0	0-0	0	1	1	0	0	0	0	0	0	0	0	-2
23	Alexander Payne		00:45	0-0	0-0	0-0	0	0	0	0	0	0	0	0	0	0	0	-3
30	Ashton Myles-Devore		00:45	0-1	0-0	0-0	0	0	0	0	0	0	0	0	0	0	0	-2
Team							5	0	5			0		0				
Totals				27-61	4-17	9-12	14	23	37	20	16	67	12	14	3	4	5	-16

Shooting By Period		
1st FG%	14-28	50.0%
3PT%	2-10	20.0%
FT%	2-3	66.7%
2nd FG%	13-33	39.4%
3PT%	2-7	28.6%
FT%	7-9	77.8%
GM FG%	27-61	44.3%
3PT%	4-17	23.5%
FT%	9-12	75.0%

Dead Ball Rebounds: 1, 1

Technical Fouls::NONE

Georgia Tech - 83 — **Record: 12-17 (4-14)**

NO.	Name		Min	FG M-A	3P M-A	FT M-A	Rebounds OR	DR	TOT	Fouls PF	FD	TP	AS	TO	ST	Blocks BS	BA	+/-
4	Ja'von Franklin	F	38:40	7-11	0-0	7-10	5	8	13	2	5	21	2	2	3	0	2	16
0	Lance Terry	G	40:00	6-15	4-11	1-3	0	2	2	3	6	17	3	1	2	0	0	16
1	Kyle Sturdivant	G	39:10	3-8	0-3	5-5	0	2	2	2	4	11	10	2	2	0	0	15
3	Dallan "Deebo" Coleman	G	28:19	3-6	3-5	0-0	0	3	3	2	1	9	1	2	0	2	0	1
13	Miles Kelly	G	37:40	6-11	5-10	2-2	0	3	3	4	2	19	0	1	0	1	0	17
14	Jalon Moore		15:52	2-5	0-0	2-2	2	3	5	3	2	6	0	2	0	2	2	13
30	Coleman Boyd		00:19	0-0	0-0	0-0	0	0	0	0	0	0	1	0	0	0	0	2
Team							0	1	1			0		0				
Totals				27-56	12-29	17-22	7	22	29	16	20	83	17	10	7	5	4	16

Shooting By Period		
1st FG%	16-30	53.3%
3PT%	8-16	50.0%
FT%	5-7	71.4%
2nd FG%	11-26	42.3%
3PT%	4-13	30.8%
FT%	12-15	80%
GM FG%	27-56	48.2%
3PT%	12-29	41.4%
FT%	17-22	77.3%

Dead Ball Rebounds: 3, 0

Technical Fouls::NONE

	LOU	GaTech
Biggest lead	3 (1st 12:17)	18 (2nd 17:46)
Best Scoring Run	7(1st 12:17)	10(1st 6:08)
Lead Changes	4	
Times Tied	4	
Time with Lead	02:36	34:28

Points from	LOU	GaTech
Turnovers	13	18
Paint	40	28
Second Chance	10	11
Fast Breaks	6	16
Bench	17	6

Period by Period Scoring	1st	2nd	TOT
LOU	32	35	67
GaTech	45	38	83

Official Basketball Box Score - Final
Virginia Tech at Louisville
02/28/23 KFC Yum! Center, Louisville
2022-23 Men's Basketball

Game Time: 9:05 PM
Game Duration: 1:52
Attendance: 11,879

Officials: Lee Cassell, Bill Covington Jr., A.J. Desai

Virginia Tech - 71 — **Record: 17-13 (7-12)**

NO.	Name		Min	FG M-A	3P M-A	FT M-A	Rebounds OR	DR	TOT	Fouls PF	FD	TP	AS	TO	ST	Blocks BS	BA	+/-
21	Grant Basile	F	29:57	7-14	3-5	1-2	4	3	7	0	1	18	0	1	2	0	1	16
25	Justyn Mutts	F	32:57	5-9	1-1	2-4	7	5	12	2	3	13	4	1	1	2	1	17
0	Hunter Cattoor	G	34:26	4-12	3-10	0-0	0	1	1	2	2	11	4	0	2	0	0	21
2	MJ Collins	G	30:03	1-5	0-3	6-6	1	0	1	0	3	8	3	1	1	0	0	28
3	Sean Pedulla	G	36:29	4-11	2-4	0-0	0	5	5	1	2	10	5	2	1	1	0	18
15	Lynn Kidd		09:23	2-4	0-0	0-0	1	2	3	1	0	4	0	0	0	1	0	2
1	Rodney Rice		16:23	1-6	1-5	4-5	0	0	0	3	2	7	0	0	0	0	0	-9
34	Mylyjael Poteat		07:00	0-0	0-0	0-0	4	2	6	2	2	0	0	0	0	0	0	1
10	Camden Johnson		00:58	0-0	0-0	0-0	0	0	0	0	0	0	0	0	0	0	0	-3
11	John Camden		00:58	0-1	0-0	0-0	0	1	1	0	0	0	0	0	0	0	0	-2
14	Owyn Dawyot		00:43	0-0	0-0	0-0	0	0	0	0	0	0	0	0	0	0	0	-2
33	Michael Ward		00:43	0-2	0-1	0-0	0	0	0	0	0	0	0	0	0	0	1	-2
Team							1	2	3			0		0				
Totals				24-64	10-29	13-17	18	21	39	11	15	71	16	5	7	4	3	17

Shooting By Period		
1st FG%	12-30	40.0%
3PT%	4-13	30.8%
FT%	7-9	77.8%
2nd FG%	12-34	35.3%
3PT%	6-16	37.5%
FT%	6-8	75%
GM FG%	24-64	37.5%
3PT%	10-29	34.5%
FT%	13-17	76.5%

Dead Ball Rebounds: 2, 1

Technical Fouls::NONE

Louisville - 54 — **Record: 4-26 (2-17)**

NO.	Name		Min	FG M-A	3P M-A	FT M-A	Rebounds OR	DR	TOT	Fouls PF	FD	TP	AS	TO	ST	Blocks BS	BA	+/-
1	Mike James	F	32:49	6-16	0-4	2-2	1	4	5	1	3	14	0	0	0	0	1	-8
12	JJ Traynor	F	31:26	4-8	1-2	0-0	2	4	6	2	0	9	0	0	0	2	0	-11
21	Sydney Curry	F	14:22	2-6	0-0	0-0	3	1	4	0	0	4	1	1	0	0	3	-13
24	Jae'Lyn Withers	F	21:13	1-1	0-0	0-2	2	2	4	2	1	2	1	3	0	0	0	-7
3	El Ellis	G	36:07	6-15	1-6	1-1	0	2	2	1	3	14	0	1	1	0	0	-20
5	Brandon Huntley-Hatfield		11:44	0-1	0-0	0-0	2	1	3	2	1	0	0	3	0	0	0	-11
22	Kamari Lands		26:19	2-5	0-1	0-2	0	2	2	3	1	4	1	2	1	0	0	-19
4	Roosevelt Wheeler		06:50	0-0	0-0	0-0	1	2	3	2	0	0	1	0	0	1	0	6
11	Fabio Basili		11:19	1-1	0-0	0-0	1	3	4	1	1	2	1	1	1	0	0	-5
0	Devin Ree		03:15	0-2	0-1	0-0	0	1	1	0	0	0	0	1	0	0	0	1
15	Hercy Miller		02:18	2-2	0-0	1-2	1	1	2	0	1	5	0	0	0	0	0	1
23	Alexander Payne		02:18	0-0	0-0	0-0	0	0	0	1	0	0	0	0	0	0	0	1
Team							1	1	2			0		0				
Totals				24-57	2-14	4-9	14	24	38	15	11	54	5	12	3	3	4	-17

Shooting By Period		
1st FG%	13-30	43.3%
3PT%	0-8	0.0%
FT%	1-5	20%
2nd FG%	11-27	40.7%
3PT%	2-6	33.3%
FT%	3-4	75%
GM FG%	24-57	42.1%
3PT%	2-14	14.3%
FT%	4-9	44.4%

Dead Ball Rebounds: 2, 0

Technical Fouls::NONE

	VT.	LOU
Biggest lead	20 (2nd 1:52)	2 (1st 18:51)
Best Scoring Run	14(2nd 4:29)	6(2nd 9:07)
Lead Changes	3	
Times Tied	4	
Time with Lead	33:27	01:13

Points from	VT.	LOU
Turnovers	18	5
Paint	28	38
Second Chance	24	13
Fast Breaks	2	0
Bench	11	11

Period by Period Scoring	1st	2nd	TOT
VT.	35	36	71
LOU	27	27	54

Official Basketball Box Score - Final
Louisville at Virginia
03/04/23 John Paul Jones Arena, Charlottesville
No. 13 Virginia vs Louisville Men's Basketball

Game Time: 2:00 PM
Game Duration: 1:52
Attendance: 14,149

Officials: Raymie Styons, Tommy Morrissey, Jerry Heater

Louisville - 60 — **Record: 4-27 (2-18)**

NO.	Name		Min	FG M-A	3P M-A	FT M-A	Rebounds OR	DR	TOT	Fouls PF	FD	TP	AS	TO	ST	Blocks BS	BA	+/-
1	Mike James	F	37:20	7-10	2-3	8-8	0	3	3	2	5	24	1	2	1	1	0	-11
5	Brandon Huntley-Hatfield	F	21:35	0-1	0-0	0-0	1	2	3	1	0	0	2	2	1	1	0	-8
12	JJ Traynor	F	31:58	4-7	0-1	0-0	3	1	4	0	0	8	0	0	0	1	1	-15
24	Jae'Lyn Withers	F	19:09	2-5	0-1	2-4	1	2	3	2	2	6	0	2	0	0	0	-16
3	El Ellis	G	37:10	3-12	2-7	6-8	1	1	2	3	7	14	2	4	2	0	2	-13
22	Kamari Lands		14:49	1-3	0-1	0-0	0	1	1	1	0	2	2	0	0	0	0	-6
21	Sydney Curry		06:38	1-1	0-0	0-0	0	1	1	0	0	2	0	0	1	0	0	-6
11	Fabio Basili		16:17	1-2	0-1	0-0	1	4	5	3	0	2	1	0	0	0	0	-5
23	Alexander Payne		04:21	0-1	0-0	0-0	0	0	0	0	0	0	0	0	0	0	0	-4
0	Devin Ree		04:16	0-2	0-1	0-0	1	0	1	0	0	0	0	0	0	0	0	4
4	Roosevelt Wheeler		05:25	1-1	0-0	0-0	0	0	0	1	0	2	0	0	0	0	0	4
30	Ashton Myles-Devore		01:02	0-1	0-0	0-0	0	0	0	0	0	0	0	0	0	0	0	1
Team							1	1	2			0		2				
Totals				20-46	4-15	16-20	9	16	25	13	14	60	8	12	5	3	3	-15

Shooting By Period		
1st FG%	6-18	33.3%
3PT%	1-7	14.3%
FT%	7-8	87.5%
2nd FG%	14-28	50.0%
3PT%	3-8	37.5%
FT%	9-12	75%
GM FG%	20-46	43.5%
3PT%	4-15	26.7%
FT%	16-20	80.0%

Dead Ball Rebounds: 4, 0

Technical Fouls::NONE

Virginia - 75 — **Record: 23-6 (15-5)**

NO.	Name		Min	FG M-A	3P M-A	FT M-A	Rebounds OR	DR	TOT	Fouls PF	FD	TP	AS	TO	ST	Blocks BS	BA	+/-
1	Jayden Gardner	F	30:19	8-12	0-0	0-0	0	4	4	0	1	16	1	1	0	1	2	14
5	Ben Vander Plas	F	23:17	3-6	0-2	1-1	2	2	4	4	2	7	1	2	3	1	0	8
0	Kihei Clark	G	30:15	1-6	1-5	3-4	0	4	4	3	3	6	6	2	0	0	0	5
2	Reece Beekman	G	35:21	2-4	1-1	0-0	0	0	0	1	1	5	11	0	2	0	1	15
4	Armaan Franklin	G	28:39	5-8	2-5	4-4	1	3	4	3	3	16	5	2	1	0	0	11
13	Ryan Dunn		19:14	4-5	0-0	1-2	1	2	3	1	1	9	0	0	0	1	0	9
11	Isaac McKneely		17:49	3-6	1-4	0-1	0	0	0	1	1	7	1	0	1	0	0	9
22	Francisco Caffaro		09:37	2-2	0-0	2-2	1	0	1	1	1	6	0	0	1	0	0	1
10	Taine Murray		04:05	0-0	0-0	0-0	0	0	0	0	0	0	0	0	0	0	0	4
12	Chase Coleman		00:47	1-1	1-1	0-0	0	0	0	0	0	3	0	0	0	0	0	-1
24	Tristan How		00:37	0-0	0-0	0-0	0	0	0	0	0	0	0	0	0	0	0	0
Team							2	2	4			0		0				
Totals				29-50	6-18	11-14	7	17	24	14	13	75	25	7	8	3	3	15

Shooting By Period		
1st FG%	13-26	50.0%
3PT%	5-12	41.7%
FT%	5-6	83.3%
2nd FG%	16-24	66.7%
3PT%	1-6	16.7%
FT%	6-8	75%
GM FG%	29-50	58.0%
3PT%	6-18	33.3%
FT%	11-14	78.6%

Dead Ball Rebounds: 1, 0

Technical Fouls::NONE

	LOU	UVA
Biggest lead	0 (1st 20:00)	19 (2nd 18:10)
Best Scoring Run	5(2nd 15:45)	7(1st 9:43)
Lead Changes	0	
Times Tied	0	
Time with Lead	00:00	39:41

Points from	LOU	UVA
Turnovers	6	16
Paint	26	38
Second Chance	11	8
Fast Breaks	2	2
Bench	8	25

Period by Period Scoring	1st	2nd	TOT
LOU	20	40	60
UVA	36	39	75

Official Basketball Box Score - Final
Louisville at Boston College
03/07/23 Greensboro Coliseum, Greensboro, NC
2023 New York Life ACC Men's Basketball Tournament

Game Time: 4:30 PM
Game Duration: 2:00

Officials: Bill Covington, Mark Schnur, Jemel Spearman

Louisville - 62 — **Record: 4-28**

NO.	Name		Min	FG M-A	3P M-A	FT M-A	Rebounds OR	DR	TOT	Fouls PF	FD	TP	AS	TO	ST	Blocks BS	BA	+/-
1	Mike James	F	31:24	2-5	1-2	3-4	2	0	2	5	2	8	0	0	1	0	0	-4
5	Brandon Huntley-Hatfield	F	30:45	4-6	0-0	5-6	2	4	6	2	3	13	1	0	0	1	0	-9
12	JJ Traynor	F	36:18	4-10	1-4	3-4	0	7	7	3	4	12	0	0	0	1	0	-10
24	Jae'Lyn Withers	F	24:05	2-5	0-1	2-2	0	7	7	3	2	6	2	3	0	0	0	-13
3	El Ellis	G	37:28	5-16	1-5	5-6	0	0	0	2	6	16	5	2	1	0	1	-13
11	Fabio Basili		04:31	0-1	0-0	0-0	1	0	1	2	0	0	0	1	0	0	0	-2
21	Sydney Curry		09:12	0-1	0-0	0-0	1	3	4	2	0	0	0	1	0	0	0	-5
22	Kamari Lands		23:27	2-6	1-2	2-4	1	0	1	2	2	7	2	1	0	1	0	-19
0	Devin Ree		00:34	0-0	0-0	0-0	0	0	0	0	0	0	0	0	0	0	0	-3
4	Roosevelt Wheeler		00:34	0-0	0-0	0-0	0	0	0	0	0	0	0	0	0	0	0	-3
15	Hercy Miller		00:34	0-0	0-0	0-0	0	0	0	0	0	0	0	0	0	0	0	-3
23	Alexander Payne		00:34	0-0	0-0	0-0	0	0	0	0	0	0	0	0	0	0	0	-3
30	Ashton Myles-Devore		00:34	0-0	0-0	0-0	0	0	0	0	0	0	0	0	0	0	0	-3
Team							0	1	1			0		1				
Totals				19-50	4-14	20-26	7	22	29	21	19	62	10	9	2	3	1	-18

Shooting By Period		
1st FG%	10-25	40.0%
3PT%	2-5	40.0%
FT%	12-15	80%
2nd FG%	9-25	36.0%
3PT%	2-9	22.2%
FT%	8-11	72.7%
GM FG%	19-50	38.0%
3PT%	4-14	28.6%
FT%	20-26	76.9%

Dead Ball Rebounds: 4, 0

Technical Fouls::NONE

Boston College - 80 — **Record: 16-16**

NO.	Name		Min	FG M-A	3P M-A	FT M-A	Rebounds OR	DR	TOT	Fouls PF	FD	TP	AS	TO	ST	Blocks BS	BA	+/-
1	T.J. Bickerstaff	F	21:57	2-8	0-0	4-4	3	4	7	3	2	8	2	1	0	0	2	-2
10	Prince Aligbe	F	32:47	6-10	0-2	2-3	1	2	3	1	3	14	0	0	0	0	0	8
21	Devin McGlockton	F	31:39	5-9	1-1	0-0	1	3	4	4	3	11	4	0	0	1	0	25
3	Jaeden Zackery	G	33:55	4-11	0-5	7-13	1	3	4	3	8	15	8	0	3	0	1	14
11	Makai Ashton-Langford	G	22:05	5-7	2-3	4-4	2	3	5	4	3	16	0	0	0	0	0	17
00	Chas Kelley III		07:04	0-1	0-1	0-0	0	0	0	1	2	0	1	2	0	0	0	1
24	CJ Penha		12:44	0-3	0-2	0-0	1	5	6	1	0	0	0	0	0	0	0	-3
5	DeMarr Langford Jr.		19:05	2-6	0-1	0-0	3	1	4	1	0	4	1	1	0	0	0	10
45	Mason Madsen		15:54	4-6	1-3	0-0	1	2	3	1	0	9	0	0	0	0	0	5
2	Armani Mighty		00:34	0-0	0-0	0-0	0	0	0	0	0	0	0	0	0	0	0	3
4	Abe Atiyeh		00:34	0-0	0-0	0-0	0	0	0	0	0	0	0	0	0	0	0	3
23	Andrew Kenny		00:34	0-0	0-0	0-0	0	0	0	0	0	0	1	0	0	0	0	3
25	Jonathan Noel		00:34	1-1	1-1	0-0	0	0	0	0	0	3	0	0	0	0	0	3
30	Quinn Pemberton		00:34	0-0	0-0	0-0	0	0	0	0	0	0	0	0	0	0	0	3
Team							1	3	4			0		0				
Totals				29-62	5-19	17-24	14	26	40	19	21	80	17	4	3	1	3	18

Shooting By Period		
1st FG%	12-29	41.4%
3PT%	3-11	27.3%
FT%	4-4	100%
2nd FG%	17-33	51.5%
3PT%	2-8	25.0%
FT%	13-20	65%
GM FG%	29-62	46.8%
3PT%	5-19	26.3%
FT%	17-24	70.8%

Dead Ball Rebounds: 4, 0

Technical Fouls::NONE

	LOU	BC
Biggest lead	4 (1st 18:16)	18 (2nd 0:11)
Best Scoring Run	10(1st 3:24)	8(1st 5:56)
Lead Changes	11	
Times Tied	8	
Time with Lead	09:06	29:05

Points from	LOU	BC
Turnovers	4	11
Paint	26	40
Second Chance	5	17
Fast Breaks	11	8
Bench	7	16

Period by Period Scoring	1st	2nd	TOT
LOU	34	28	62
BC	31	49	80

2022-23 Louisville Men's Basketball Team Superlatives

Louisville High	Louisville Low	Statistical Category	Opponent High	Opponent Low
94 vs. WKU (12/14)	38 vs. Texas Tech (11/22)	**Points**	93 at Miami (2/11)	55 vs. Florida A&M (12/17)
46 vs. WKU (12/14)	13 vs. Texas Tech (11/22)	**First Half Points**	47 at Pitt (2/7)	20 vs. Florida A&M (12/17)
48 vs. WKU (12/14)	25 vs. Texas Tech (11/22)	**Second Half Points**	51 at Miami (2/11)	23 vs. App State (11/15)
33 at Miami (2/11)	11 vs. Texas Tech (11/22)	**Field Goals**	33 3 times; latest at Kentucky (12/31)	18 vs. Georgia Tech (2/1)
63 vs. Syracuse (1/3)	44 vs. Arkansas (11/21)	**Field Goal Attempts**	70 vs. WKU (12/14)	43 vs. Bellarmine (11/9)
.579 at Miami (2/11)	.224 vs. Texas Tech (11/22)	**FG Percentage**	.600 at Kentucky (12/31)	.295 vs. Georgia Tech (2/1)
13 vs. WKU (12/14)	1 vs. North Carolina (1/14)	**3-Point Field Goals**	17 at Pitt (2/7)	4 2 times; latest vs. Clemson (2/18)
28 3 times; latest vs. Florida State (2/4)	8 at NC State (12/22)	**3-Point Field Goal Att.**	34 vs. Pitt (1/18)	13 at Kentucky (12/31)
.520 vs. WKU (12/14)	.071 vs North Carolina (1/14)	**3-Point FG Percentage**	.548 at Pitt (2/7)	.167 vs. Clemson (2/18)
26 vs. Clemson (2/18)	4 5 times; latest	**Free Throws**	23 at Miami (2/11)	3 vs. Cincinnati (11/23)
28 2 times; latest vs. Clemson (2/18)	6 at Boston College (1/25)	**Free Throw Attempts**	32 vs .Texas Tech (11/22)	5 vs. Cincinnati (11/23)
.950 vs. WKU (12/14)	.400 vs. Syrcause (1/3)	**Free Throw Percentage**	.909 vs. Miami (12/4)	.500 vs. Florida A&M (12/17)
16 at Pitt (2/7)	4 vs. Wright State (11/12)	**Offensive Rebounds**	18 2 times; latest vs. Clemson (2/18)	3 vs. Bellarmine (11/9)
37 vs. Georgia Tech (2/1)	12 at Kentucky (12/31)	**Defensive Rebounds**	32 2 times; latest at Florida State (12/10)	17 3 times; latest at Virginia (3/4)
46 vs. Georgia Tech (2/1)	20 at Kentucky (12/31)	**Total Rebounds**	45 vs. Texas Tech (11/22)	24 at Virginia (3/4)
23 2 times; latest at Miami (2/11)	9 vs. Wright State (11/12)	**Fouls**	25 vs. North Carolina (1/14)	9 vs. Wright State (11/12)
17 2 times; latest vs. Syracuse (1/3)	4 vs. Arkansas (11/21)	**Assists**	25 at Virginia (3/4)	6 vs. Florida A&M (12/17)
22 2 times; latest vs. Florida A&M (12/17)	9 vs. Boston College (3/7)	**Turnovers**	16 3 times; latest vs. Miami (12/4)	3 at Notre Dame (1/28)
8 vs. Florida A&M (12/17)	1 8 times; latest at Miami (2/11)	**Blocked Shots**	13 at Pitt (2/7)	0 at Notre Dame (1/28)
11 vs. Texas Tech (11/22)	1 2 times; latest at Florida State (2/11)	**Steals**	14 vs. Texas Tech (1/22)	1 vs. WKU (12/14)

2022-23 Louisville Men's Basketball Individual Superlatives

	LOUISVILLE	OPPONENT
Points	33 by El Ellis at Miami (2/11)	28 three times latest by PJ Hall, Clemson (2/18)
Field Goals Made	12 by El Ellis at Miami (2/11) by El Ellis vs. Wright State (11/12)	12 by PJ Hall, Clemson (2/18)
Field Goals Attempted	20 by El Ellis at Miami (2/11) by El Ellis vs. Wright State (11/12)	22 by Dayvion McKnight, WKU (12/14)
Highest FG Pct. (min. 5 made)	.833 (5-6) by Sydney Curry at Boston College (1/25) by Mike James at NC State (12/22)	.857 (5-6) three times latest by Norchad Omier, Miami (2/11)
3-Point Field Goals Made	5 by Mike James vs. Wake Forest (1/7)	6 by David Dejulius, Cincinnati (11/23)
3-Point Field Goals Attempted	11 by El Ellis vs. App State (11/15) by El Ellis vs. Bellarmine (11/9)	14 by David Dejulius, Cincinnati (11/23)
3-Point FG Pct. (min. 3 made)	1.000 (3-3) by Jae'Lyn Withers at Clemson (1/11)	1.000 (3-3) by Nelly Cummings, Pittsburgh (2/7)
Free Throws Made	10 by El Ellis at NC State (12/22)	11 by Bash Wieland, Bellarmine (1/9)
Free Throws Attempted	11 three times latest by Mike James at Clemson (1/11)	13 by Jaeden Zackery, Boston College (3/7)
Free Throw Pct. (min. 8 made)	1.000 (9-9) by El Ellis vs. North Carolina (1/14) 1.000 (8-8) by Mike James at Virginia (3/4)	1.000 (6-6) five times latest by MJ Collins, Virginia Tech (2/28)
Total Rebounds	19 by Sydney Curry vs. Florida A&M (12/17)	16 by Armando Bacot, North Carolina (1/14)
Turnovers	8 by El Ellis vs. Wright State (11/12)	5 five times latest by Nelly Cummings, Pittsburgh (2/7)
Assists	10 by El Ellis vs. WKU (12/14)	11 by Reece Beekman, Virginia (3/4) by Jamarius Burton, Pittsburgh (1/18)
Blocked Shots	4 by JJ Traynor vs. Clemson (2/18) by Emmanuel Okorafor at Pittsburgh (2/7)	6 by Naheem McLeod, Florida State (12/10)
Steals	5 by Jae'Lyn Withers vs. Wright State (11/12)	5 by Caleb Love, North Carolina (1/14)
Minutes Played (regulation game)	40 five times	40 three times
Minutes Played (overtime game)	none	none



2023-24 LOUISVILLE BASKETBALL

University/City

University of Louisville

About UofL



Founded in 1798 as one of the nation's first city-owned, public universities, the University of Louisville (UofL) is a vital ecosystem that creates thriving futures for students, our community and society.

As one of only 80 universities in the United States to earn recognition by the Carnegie Foundation as both a Research 1 and a Community Engaged university, we are uniquely positioned to impact lives in areas of student success and research and innovation, while our dynamic connection with our local and global communities provides unparalleled opportunities for students and citizens.

Located just south of the heart of Kentucky's largest city, UofL's Belknap Campus is home to eight of the university's 12 academic schools and colleges: the College of Arts and Sciences, the College of Business, the College of Education and Human Development, the J.B. Speed School of Engineering, the Graduate School, the Brandeis School of Law, the School of Music and the Kent School of Social Work. The Health Sciences Center is located in downtown Louisville's medical complex and is home to the schools of Medicine, Nursing, Dentistry and Public Health and Information Sciences, along with University of Louisville Hospital and UofL Health – Jewish Hospital. The UofL Health enterprise includes an additional three hospitals, four medical centers, the Frazier Rehab Institute, Brown Cancer Center and nearly 200 physician practice locations. Shelby Campus, located in eastern Louisville, is home to several university centers, as well as the Shelbyhurst office park for business and technology endeavors.

Redefining Student Success

At UofL, we prepare today's students to be tomorrow's leaders, whatever their passions may be. UofL's more than 23,000 students study in 12 schools and colleges offering undergraduate degrees in more than 50 fields, master's degrees in over 75 areas, and doctoral and professional degrees in more than 35 disciplines. Proudly, UofL is a producer of top scholars, including over 160 Fulbright Scholarships awarded since 2003 – more than all other Kentucky public institutions combined.

A diverse and active student body enriches the educational experience at UofL. As of 2021, students of color represent more than 25% of student enrollment. Kentucky residents account for a majority of UofL's student population; however, more than 24% of our students are from all other U.S. states and territories and we have a growing population of international students. This dynamic tapestry of perspectives helps our Cardinal Community fuel positive change.

Beyond academics, UofL invests in the whole student, providing support and resources that allow for transformative, purpose-driven and engaged learning. We are committed to ensuring access to higher education for all, including increasing the availability of financial aid for low-income and first-generation college students and providing additional support and resources for underrepresented populations. UofL is recognized among the nation's best institutions for African American, LatinX and LGBTQ+ students. We have also been repeatedly designated a military-friendly school. By striving for a more equitable



University of Louisville



and accessible campus community, UofL aims to change the course of future generations while preparing students for the careers, workplaces and complex challenges of tomorrow.

Research and innovation powerhouse

At UofL, we don't only push for progress among our students. We also harness the power of innovation to better our community and beyond. The university has centered research around solving three Grand Challenges of our time, aiming to advance health, empower communities and engineer the future economy through discoveries that will build a better world. In 2022, the university received more than $229 million in total research funding.

Research has long been a cornerstone of UofL, where undergraduates and graduate students work side by side with experts in their fields. The university is a leader in manufacturing and technology, and it has earned international acclaim for groundbreaking breakthroughs in medicine, including transplantation, cancer research, cardiac care and spinal cord research. Across our three campuses, faculty and student researchers are aided by leading-edge computer systems and laboratories, focusing on high-demand fields including bioengineering, nanotechnology, additive manufacturing and artificial intelligence. With the belief it takes only one spark to ignite world-changing innovation, we are not only creating but applying knowledge that Improves lives.

Premier metropolitan university

With an alumni network more than 160,000 strong, the magnitude of Cardinal achievements is felt across the world. At home, the university is one of Louisville's largest employers and contributes significantly to the cultural and intellectual life of the community. The city serves as a classroom for UofL students, who benefit from internships and co-ops with businesses including local startups and global corporations. Access to powerful partnerships with GE, Yum! Brands, UPS, IBM, Adobe, Humana and other top employers improve students' educational experience, giving them the opportunity to apply their knowledge to real-world projects and issues.

Our students, faculty and staff also engage in service with a purpose, setting out to impact the economic, social and cultural health and well-being of communities while empowering students to make a difference. University members give back by participating in more than 540,000 service hours each year. For more than a decade, UofL's Signature Partnership initiative has worked to enhance historically underserved areas of the city and is recognized as a national model for community engagement.

Through the university's approach to education, innovation and connection Cardinals make impacts that make a difference, shaping a better future for all.







City of Louisville

The Louisville area owes its existence to the Falls of the Ohio, the only place where the 981-mile Ohio River flows over bedrock. The falls were really a rapids where the river dropped about 27 feet in three miles, usually blocking passage by boat.

Early explorers recognized the strategic importance of the Falls. George Rogers Clark established the first settlement there in 1778, to use as a base of his invasion of British territory in Southern Illinois and Indiana. Two years later that settlement became Louisville -- named for King Louis XVI of France, who was supporting the American Revolution.

Louisville quickly became a vital transportation center for the young nation. Ports were established above and below the Falls. Passengers and freight moved overland around the rapids. Trails and roads connected the ports to inland settlements in Kentucky and Indiana. The steamboat brought prosperity and growth to the area; by 1850, Louisville was the 10th-largest city in the nation.

In the decades that followed, railroads greatly improved connections with cities throughout the nation, and Louisville became known as the "Gateway to the South." Businesses and industries were attracted by the strong and convenient transportation network and Louisville became an industrial center.

In recent years, the economy of the Louisville area has shifted from a heavy reliance on industry to an increasing emphasis on services, including earning a worldwide reputation as a transportation and distribution center. Once again, location is a key factor. Louisville is located near the center of the eastern half of the contiguous 48 states, with nearly half of the nation's consumer markets within a 500-mile radius. The climate is mild enough that Louisville's airport is rarely closed because of weather.

Climate, location and a good transportation system helped convince United Parcel Service to establish its national hub in Louisville in the early 1980s. UPS, in turn, is attracting businesses that depend on fast and efficient transportation of their goods to other parts of the nation and throughout the world.



Cardinal fans participate in a rally at Fourth Street Live!, a downtown entertainment area.

"The Ville" has been labeled as the Best College Sports Town in America

The Kentucky Center for the Arts is one of the nation's premier performing arts facilities, housing three spacious theatres.

Sports, including UofL athletics, are an important facet of life in the Louisville area. Churchill Downs has hosted three Breeders' Cups and continues its traditional Run For The Roses -- the Kentucky Derby -- the first Saturday each May. The 1996, 2000 and 2014 PGA Championships were staged at Valhalla Golf Course in eastern Jefferson County, which was also the site of the 2008 Ryder Cup international competition. The Louisville Bats, the triple-A baseball team of the Cincinnati Reds, have drawn over 1 million fans to games in a single season with Slugger Field stationed on the downtown riverfront. Over 140 public parks, 20 public golf courses and 226 public tennis courts also provide outdoor entertainment.

Yet even though Louisville has changed through the years, it still has the flavor and gentleness of a Southern town. The Belle of Louisville steamboat still paddles its way up and down the Ohio River daily, mint juleps are still served under an old oak tree during the hot and muggy summers and fishing in the many lakes and rivers of Louisville and surrounding counties is still a favorite pastime.

Another favorite in Louisville is trying to figure out the correct pronunciation of the city. So if you're a tourist, don't say Louie-ville or Lewis-ville. Natives claim it's Lou-a-vuhl. Either way, Louisville is still the same happy place.



City of Louisville


Churchill Downs

Louisville Quick Facts

- Metropolitan area size: 2,179 square miles (includes eight neighboring counties).
- Population: approximately 1.28 million, the nation's 16th-largest urban area in population.
- Median Age: 37.6
- Weather: average annual rainfall is 46 inches; average summer/fall temperature is 84 degrees; winter/spring temp. is 64.
- Louisville ranks among the top 50 convention cities in the United States. Louisville hosts more than 24 million visits annually for an estimated economic impact of $1.6 billion.
- Louisville is home to legendary Churchill Downs and the Kentucky Derby, known as "the greatest two minutes in sports."
- The Jefferson County Public School System is the nation's 29th largest public school system, with over 96,000 students.
- Louisville's top local manufacturers: Ford Motor Company, General Electric Company, Publishers Printing Company, Brown-Forman Corp.
- Kentucky Harvest, which collects surplus food to feed the homeless and needy, started in Louisville and spawned the national USA Harvest.
- The area's largest private employer is UPS, the worldwide shipping business which uses Louisville Muhammad Ali International Airport as a hub. Louisville's airport ranks third in the U.S. – and sixth in the world – in tons of air freight handled.
- Hillerich & Bradsby's Louisville Slugger baseball bats are a hit at ballparks.


Muhammad Ali Center

Louisville, Kentucky

- Listed in "Best Small Cities in the U.S." by *National Geographic* (2018).
- A "Top 15 City for Affordable Living" by *Forbes* (2018).
- A "Top Digital City" by Digital Communities and e.Republic's Center for Digital Government.
- One of the "Top Cities to Visit in 2019" by *TripAdvisor* (2019).
- Among the Top 10 "Best Cities For Families" by *Parenting Magazine* (2011).
- Third among "Top 30 City for Young Entrepreneurs" by Livability.com (2012).
- One of the Top 10 Cities for Obtaining a Job by *USA Today* (2017).
- One of the Top 10 Coolest U.S. Citites by *Forbes* (2018).
- Top 10 "Bike Friendly City" by *USA Today*.
- Among top cities for college graduates (12th) by *SmartAsset* (2020).
- Among 15 best cities in the world for food, according to *The Culture Trip* (2016).





University Administration

Dr. Kim Schatzel

President
University of Louisville



Dr. Kim Schatzel became the 19th President of the University of Louisville on February 1st, 2023.

She leads the $1.6 billion University enterprise that extends to include an affiliated $2.5 billion health care system with a focus on integrity, accountability, transparency, and advancing UofL's impact and national preeminence. President Schatzel is one of only 2% of university presidents nationwide with extensive corporate and entrepreneurial C-suite experience. Her path to academic leadership may be unique but has proven to be highly effective in expanding relationships with business partners, legislative leaders, and the philanthropic community.

In her previous role as its President, Towson University (TU) experienced unprecedented growth and became Maryland's second largest university and the largest university – public or private – in the Greater Baltimore region. During her tenure, she generated support for more than $1 billion in capital investments in campus infrastructure and facilities, the largest in the University's 166-year history.

Dr. Schatzel led TU to an impressive 72% six-year graduation rate and became one of only a handful of universities nationally where African American, Latinx, and Pell-eligible undergraduates achieved the same graduation rate as the overall student population. Clearly a champion for diversity, inclusion, and equity, Dr. Schatzel also established the first Office of Inclusion and Institutional Equity for TU and the first in the state of Maryland.

For her exceptional leadership in inclusive student success, Dr. Schatzel was recognized by Washington Monthly and US News and World Report for leadership in Social Mobility; the NCAA and Minority Opportunities Athletic Association with the Award for Diversity and Inclusion (2021); the Associated Black Charities as the "Champion for More in the Middle" (2017); and by the Board of Directors of the Urban League affiliates across the country with the Whitney M. Young Jr. Award (2020).

President Schatzel currently serves on the Board of Directors for the Atlantic Coast Conference (ACC) and Greater Louisville Inc. (GLI). She also serves as the Chair, University of Louisville Athletic Association, and as a member of several boards including Louisville Healthcare CEO Council (CEoC), UofL Health, University of Louisville Foundation, University of Louisville Real Estate Foundation, and Impetus. President Schatzel is a member of the Presidents' Alliance on Higher Education and Immigration and the Presidents' Trust of the American Association of Colleges and Universities (AACU).

Prior to her presidency at TU, Dr. Schatzel served as the interim president, provost and executive vice president of academic and student affairs at Eastern Michigan University and as dean of the University of Michigan-Dearborn College of Business. Before serving higher education, Dr. Schatzel spent more than 20 years as a corporate leader and serial entrepreneur in the technology and advanced manufacturing sectors. After college, she started her 20-year business career as a foreman in a Ford assembly plant that culminated in her co-founding a multinational advanced manufacturing firm with operations on four continents, serving as its president, chief operating officer and chief executive officer.

President Schatzel holds a PhD in Business Administration, with a concentration in Marketing and Technology, from Michigan State University. Her research interests focused on product innovation, new product success and marketing communications. She earned her bachelor's degree from Washington University in St. Louis.

President Schatzel's husband, Trevor Iles, is an entrepreneur and former business executive. He is a member of the faculty at UofL's College of Business as a lecturer in marketing. They enjoy golfing, reading, and spending time with their children and grandchildren. President Schatzel enjoys cooking for family and friends – her pot roast has received numerous accolades.



University Administration

Krista Wallace-Boaz
Faculty Athletics Representative



Krista Wallace-Boaz joined the UofL School of Music faculty in Fall of 2000. Appointed by the President as the Faculty Athletics Representative beginning July 1, 2020, she is currently Associate Dean of the School of Music and Professor of Piano and Pedagogy. From 2016-2018 she served as Vice-Chair of the University of Louisville Athletics Association Board of Directors and from 2018-2020 she served as chair of the Faculty Senate (2018-2020), ex-officio on the UofL Foundation Board of Directors, and Faculty Trustee on the University of Louisville Board of Trustees. A current ACC Fellow, Krista completed the ACC Academic Leaders Network program in Spring of 2020. She currently serves as chair of the Committee on Academic Performance for student-athletes as well as the FAR liaison to the ACC Student Athlete Advisory Committee (SAAC).

A native of Somerset, Kentucky, Krista received the University of Louisville's Distinguished Faculty Award for Service in 2013. She holds a Bachelor of Music degree in Piano Performance from the University of Louisville, a Master of Music in Piano Performance and Pedagogy from Northwestern University, and a Doctor of Music in Piano Performance and Pedagogy from Northwestern University. Krista also holds three certificates from the Rimsky-Korsakov Conservatory in St. Petersburg, Russia. She has appeared in concerts across the United States as well as England, Austria, Belgium, France, the Netherlands, Russia and Scotland. In addition to her work at UofL, Krista also serves as the Director of Operations for the Chamber Music Society of Louisville, is the Southern Division Composition Coordinator for MTNA Competitions, and the State Coordinator for the MTNA Composition Competition.



More about the University of Louisville

■ **Celebrating 225:** For more than two centuries, the University of Louisville has aimed to bring vital knowledge and prosperity to our city. As one of the first city-owned, public universities in the nation, our dynamic connection with Louisville has flourished, fueling success for both. UofL is redefining what success means for thousands of students and making impacts that make a difference through research and innovation. In 2023, UofL is celebrating 225 years of Cardinal Pride, harkening back to the 1798 beginnings of higher education in Louisville.

■ **The Thinker:** UofL's most famous landmark is the first large original bronze casting of Rodin's "The Thinker," which sits in front of Grawemeyer Hall. The statue, given to the City of Louisville by the estate of lawyer and art lover Arthur Hopkins, has been in place at UofL since 1949.

■ **Home for Many Fulbright Scholars:** Since 2003, UofL scholars have earned 168 prestigious Fulbright Scholarships, more than all other Kentucky public institutions combined.

■ **Center for Engaged Learning:** UofL's Center for Engaged Learning Is a coordinated effort around experiential learning, undergraduate research and high-impact practices that enhance students' marketable skills. Thousands of UofL students participate in internships, co-ops, field experiences, student teaching, clinical placements and service learning each year.

■ **Renowned medical research:** A long-time leader in medical breakthroughs, including helping a paralyzed man stand unaided six years after a spinal cord injury, UofL earns international acclaim for work in the fields of spinal cord research, transplantation, cardiac care and cancer research.



UofL Board of Trustees


Jerry Abramson


Larry Benz


Raymond Burse


Alfonso Cornish


Katie Hayden


Brian F. Lavin


Kevin Ledford


Diane Medley


Tom Meeker


Mary R. Nixon


Diane L. Porter


James M. Rogers


Sherrill Zimmerman

Athletic Association Board of Directors


Claudia Angeli


Melissa Barnes


Larry Benz


Gerard Bradley


Ryan Bridgeman


Jeremy Clark


Douglas Craddock


Rob Detmering


Kari Donahue


Dan Durbin


Lee Gill


Meg Hancock


Katie Hayden


Dennis Heishman


Steve Jones


Carolyn Klinge


Bob Kohn


Amy Lingo


Brandon McCormick


Sharon Moore


Angel Okorie


Sam Rechter


Shannon Rickett


James Roger


Gayle Saunders


Kim Schatzel


Krista Wallace-Boaz

Ron Wright

Sherrill Zimmerman

Athletic Administration

Josh Heird

Vice President/
Director of Athletics



Josh Heird, who has over 14 years of experience in athletics administration at the University of Louisville and at Villanova University, was named the Cardinals' Director of Athletics on June 3, 2022. Prior to that appointment following a comprehensive national search, he had been operating as the Cardinals' Interim Athletic Director since December 2021.

Under Heird's leadership, he has shaped the path of the department by hiring hometown hero Jeff Brohm to lead the football program and adding another alumnus to head the men's basketball program in Kenny Payne.

The 2022-23 academic year yielded another accomplished campaign on the playing field. Heird saw 13 teams reach the top 25 in the national rankings and six squads received invitations to the NCAA Tournament. The women's volleyball team finished as the national runner-up and women's basketball made their fifth consecutive trip to the Elite Eight.

Academically, the department earned a 92 percent graduation rate and a 3.28 grade point average, both high marks in the history of the athletic department. Ten programs achieved perfect APR marks and 510 student-athletes achieved a grade point average of 3.0 or better during the 2022-23 school year.

Led by Heird's vision, he spearheaded the department's fundraising efforts to establish a new naming rights deal and completed a number of key capital projects.

Heird finalized a $41 million naming rights deal to rename Cardinal Stadium to L&N Stadium, one of the highest gifts in school history, and secured a $4 million commitment to open the Angel's Envy Bourbon Club. He also received a $1 million donation for the enhancement of Jim Patterson Stadium and finished Denny Crum Hall, a state-of-the-art residence hall on the UofL campus.

Additionally, over $5 million was raised to renovate the Keuber Center and $3.5 million was pledged for the New Standard project to advance equity and advancement in women's athletics.

Committed to providing a world-class student-athlete experience, Heird has improved NIL alignment and advancement for student-athlete acquisition and retention, launched an expanded Elevate NIL Program and improved alignment and communication with 502 Circle, a collective to support UofL student-athletes.

In inking a record-breaking deal with UofL Health, Heird's department became the ACC leader in mental health by increasing resources. The athletic department added 10 mental health professionals and personnel commitment to support mental health, sports performance and sports science — tops in the industry.

After a previous stint at UofL, Heird returned to Louisville as the Deputy Athletic Director in April 2019. In that role, Heird served as the sport administrator for baseball, men's basketball, and football, as well as provided administrative oversight for championships, facilities/events, capital projects and equipment operations; plus sport oversight for men's and women's golf and men's and women's swimming and diving.

Heird served as Senior Associate Athletics Director/Chief Athletics Operating Officer at Villanova in 2018-19 after operating nearly two years as Associate Athletic Director for Internal Operations and Finance. In those roles, he provided leadership for all internal units of the athletic department and had administrative oversight with finance and budget, capital projects, ticket and equipment operation, food service, camps and overall project and event management. He also was the sport administrator for the men's lacrosse and men's soccer programs, as well as the secondary administrator for men's basketball.

Before moving to Villanova, Heird worked nearly 10 years at UofL (2007-16), most recently as Assistant Athletic Director for Championships and Facilities from 2012-16. In that role, he had oversight of capital projects approved by the UofL Athletic Association. He also assisted with the day-to-day management of facility operations. Heird was responsible for the management of all ACC and NCAA postseason events hosted by UofL.

During his time at Louisville, Heird helped design and oversee the construction of the Jim Patterson Baseball Stadium expansion, the Ulmer Softball Stadium expansion, the building of the Dr. Mark and Cindy Lynn Soccer Stadium, the lacrosse stadium press box, as well as the Thorntons Academic Center of Excellence.

Heird coordinated several postseason events hosted by Louisville, including the 2016 NCAA Men's Basketball Regional. Louisville also served as home to the 2015 and 2012 Men's and Women's Cross Country National Championships, the 2015 and 2012 Men's Basketball Second and Third Rounds, the 2014 Women's Basketball Regional, the 2012 Women's Volleyball National Championship and the 2012 Field Hockey National Championship.

He began his career at UofL as Assistant Director of Championships in April of 2007 before being promoted to the Director of Championships in 2009. Before starting a career in collegiate athletics, Heird spent five years in Washington, D.C. working for Congressman Mike Simpson of Idaho and Senator Wayne Allard of Colorado.

Heird is a 2002 graduate of Mississippi College, where he was a member of the cross country, track & field and football teams.

In addition to being the American Southwest Conference 800 meter champion in 2001, Heird was an all-conference cross country selection in 2001 and was an academic all-conference honoree every semester of his career. He earned an MBA from Louisville in 2009.

Heird is married to the former Abbey Woolley. The couple has two children, Hadley and Gus.



The Heird Family: (*counterclockwise from top right*) **Josh, Abbey, Gus and Hadley.**

Athletic Administration Senior Staff



Nick Bowes

Deputy Athletic Director/Chief Financial Officer

Nick Bowes joined the University of Louisville staff in August 2023 as Deputy Athletic Director and Chief Financial Officer.

Bowes acts as the lead fiscal officer for the athletic department and oversee all finance and business activities, serves as liaison to the university, ULAA board and Board of Trustees, and provides leadership oversight to equipment operations, capital projects, facilities and the UofL Golf Club.

Additionally, Bowes will also act as the sport administrator for football and serve on Director of Athletics Josh Heird's executive team and senior staff.

Bowes comes to Louisville after working as Executive Senior Associate Athletic Director and Chief Operating Officer at the University of Southern California since April 2021. There, he managed the annual facilities, operations and capital project budgets as well as implemented a long-term capital investment strategy to modernize facilities for USC Athletics.

He served as the athletics liaison to numerous facility/city/event entities and assisted or led negotiations on several contracts, including head coach, apparel and vendor contracts. Bowes also worked as a lead on USC's Big Ten and Big Ten Network transition including branding and capital investments.

Before arriving at USC, Bowes was the Senior Associate Athletic Director for Internal Affairs/CFO at the University of Cincinnati, where he advanced since joining the Bearcats' staff in 2009. Highlights of his time at Cincinnati included being chief advisor on the department's $75 million annual operating budget, serving as sport administrator for men's basketball and men's soccer, overseeing a $95 million renovation of Fifth Third Arena, overseeing the development of a $4 million football locker and team room renovation and assisting in the negotiation and development of coaching contracts.

A Worthington, Ohio, native, Bowes received a bachelor's degree in business administration from Ohio State in 2008 and a master's in business administration from Cincinnati in 2016. He's married to his wife, Lindsay.



Amy Calabrese

Deputy Athletic Director/Senior Woman Administrator

Amy Calabrese, a former UofL student-athlete and member of the UofL staff full-time since November of 2007, was elevated to Deputy Athletic Director in August of 2022. Prior to being promoted, Calabrese served as Associate Athletic Director beginning in July 2019 and was designated as the Senior Woman Administrator in November 2020.

Calabrese oversees Health and Performance with Dr. Pat Ivey while continuing to oversee the sport administration team and serve as the primary sport administrator for women's basketball, volleyball, and women's soccer. In addition, Calabrese is the athletic department liaison with several campus entities, including the Dean of Student's office, Title IX office and Housing. She serves on several conference committees, including the ACC Women's Basketball Committee, ACC Field Hockey Committee and ACC Women's Soccer Committee. In addition to these ACC Committees, she serves as an ACC representative on two Alliance Committees; the Olympic Scheduling and Sport Committee and the Social Impact and Responsibility Committee.

Before being elevated to Associate Athletic Director, Calabrese served as Assistant Athletic Director, beginning in June of 2013, gaining sport administrator experience with a variety of sport programs at Louisville. Calabrese operated as Director of Student-Athlete Development at UofL from May of 2010 until her administrative appointment in 2013. Her duties included developing and implementing UofL's life skills program for student-athletes, including leadership development, educational programming, and career education. She served as advisor for the Student-Athlete Advisory Committee.

She worked nearly three years as assistant director of student-athlete development and championships from November of 2007 until May of 2010. In that role, she aided in UofL's efforts in serving as host for conference and NCAA championships, event management, community outreach projects and life skills program. Calabrese joined the UofL staff as a graduate assistant in development in 2007.

Calabrese was a four-year letter winner for the Cardinals' soccer team from 2003-06, earning Academic All-American honors as a junior and senior. The stellar defender started all 77 matches of her career, playing every minute of every game but one as a junior, as the Cardinals won 43 games over her four years. A team captain her last two years, she was an All-Conference USA third-team selection as a sophomore after coming to UofL from Centennial, Colo.

She earned her bachelor's degree in sport administration with a minor in business administration from UofL in 2007 and went on to earn a master's degree in business administration, also from UofL, in 2009. She is a graduate of Ignite Louisville and Leadership Louisville. She is also a member of Women Leaders in College Sports, and graduate of both their Institute for Administrative Advancement and Leadership Executive Institute. Calabrese is a 2021 graduate of the selective NCAA Pathways Program.

She and her husband Rich have three children, Jack, Colin and William.



Marvin Mitchell

Deputy Athletic Director

Marvin Mitchell has more than 30 years of work experience in athletic administration and has been a University of Louisville's athletics department administrator for the last 24, most recently being promoted to Deputy Athletics Director August 2022. In this role, Mitchell serves as a member of the departments' executive leadership team and has touchpoints with all aspects of athletics, with primary responsibilities of serving as the sport administrator for men's and women's cross country/track & field programs along with oversight supervision of academic services, athletic facilities, diversity equity and inclusion, name image likeness, student development and student services departments.

In previous years, Mitchell has served in various roles for the department including Senior Associate Athletic Director, Associate Athletic Director and Assistant Athletic Director of Academic and Student Services. He was the school's ever first Associate Athletic Director in the area of academics when he was promoted in July of 2000. Under Mitchell's leadership, academic success for student-athletes has flourished and more than half of all student-athletes are consistently named to the Athletic Director's Honor Roll for maintaining a 3.0 grade point average or higher each semester. Graduation rates for student-athletes have improved to all-time highs. New advising protocols, learning specialists, increase number of academic counselors, technical support programs, laptop computer access, tutorial services, objective-based study halls and student retention program are among the significant advancements since his arrival.

His work with various constituent groups on the University of Louisville's campus has been both effective and beneficial to the betterment of both athletics and the broader campus community. Recently named as the university's inaugural recipient of the George Howe Staff Leadership Award, Mitchell's dedication to advancing and supporting student and staff programming and initiatives was highlighted by countless individu-

Athletic Administration Senior Staff

als during the nomination process. He has been an instrumental and influential staff member who has consistently built relationships and partnerships integral to the success of the entire university community throughout his tenure.

A four-year football starter for Wake Forest (1987-91), Mitchell is an accomplished facilitator and has worked with NIKE All-American Camps, National Association of Academic and Student-Athlete Development Professionals (N4A), National Collegiate Athletic Association (NCAA), Black Coaches Association (BCA), and various foundations, boards, universities, camps and clinics.

A native of Eastville, Va., Mitchell graduated from Northampton High School and continued his education at Wake Forest University, where he earned both his bachelor's (1992) and master's (1995) degrees. He began his career in collegiate athletics as an intern in the athletic department during the 1992-93 school year.



John Carns

Senior Associate Athletic Director for Compliance

John Carns is in his 24th year with the Cardinals and his 12th as Senior Associate Athletic Director for Compliance.

He served seven years as Associate Athletic Director for Compliance after serving as UofL's Director of Compliance for four years.

Carns is responsible for the development and implementation of the University's policies and procedures in accordance with NCAA, ACC and University regulations. He currently serves on the ACC Men's Tennis Committee.

Carns joined the UofL staff in August of 1998 after nearly two years assisting in the compliance office at the University of Miami (Fla.).

Prior to his roles in athletics, Carns worked in government for the City of Binghamton (N.Y.). He was a community relations assistant for the mayor's office (1986-88), an economic development assistant for two years (1988-90), the Highway Safety Program Director (1990-91) and a risk manager/paralegal of the Office of the Corporation Counsel (1991-93).

Carns earned a B.A. in Communications at State University College at Oswego (N.Y.) in 1985. He graduated with a juris doctor from the Thomas Cooley Law School in Lansing, Mich., in 1996, the same year he was admitted to the New York State Bar. He also earned a master's degree in sports administration at St. Thomas University in Miami, Fla. in 1997.

A native of Binghamton, N.Y., Carns and his wife Patti have two children: Luke and Payton Ann.



Laura Clemente

Senior Associate Athletic Director/Chief Revenue Officer

Laura Clemente was elevated to Senior Associate Athletic Director/Chief Revenue Officer at UofL in October 2023.

Clemente has worked at UofL since 2015 and most recently served as Associate Athletic Director for Strategy and Innovation since 2021.

In her new role, Clemente leads a comprehensive revenue generation program that incorporates all aspects of ticket sales and operations, business intelligence, digital marketing and fundraising.

This includes formulating and executing a comprehensive ticket marketing strategy, engaging in customer prospecting, acquisition and retention, developing new revenue streams and overseeing sales and business development activities.

In her previous role as Associate AD for Strategy and Innovation, Clemente led the development and execution of key strategic initiatives across department-wide digital platforms and served as a cross-functional visionary/change agent across the athletics department. Using a data-driven approach, she was responsible for developing and implementing platform-specific strategies to increase customer acquisition and retention, leading the organization's web and app evolvement, implementing a targeted and automated ticket and ecommerce strategy, and partnering across the organization to identify emerging technology opportunities to benefit the brand, UofL partners and Cardinal fans as the priority.

Clemente was responsible for generating of $40 million annually in seat donation and ticket sales revenue. She helped launch UofL's season ticket membership model and added roughly 50,000 new prospects by integrating first-party data sources.

A native of Madison, N.J., Clemente previously acted on UofL's staff as Assistant Athletic Director for Multimedia and Content after serving four years as the Cardinals' Director of Digital Marketing. She earned a master's degree in business analytics from UofL in 2020.

Prior to joining UofL, Clemente worked seven seasons with the New York Jets in the National Football League. Beginning as a social media intern in 2009, Clemente worked one season as a communication assistant and three years as the communications coordinator. She moved to the digital side in 2014, where she served as the Digital Media Manager in 2014-15, coordinating the execution of the organization's marketing calendars, as well as the distribution of breaking news announcements and transactions.

Clemente played four seasons of lacrosse at Northwestern where she graduated in 2009 with a degree in communications and international studies.



Michael Dudas

Senior Associate Athletic Director for Development

Michael Dudas, a member of the UofL staff full-time since July of 2008, was elevated to Senior Associate Athletic Director for Development in August of 2022. Prior to his promotion, Dudas served as the Associate Athletic Director for Development & Tickets.

As the leader of all development initiatives, Dudas supervises the Cardinal Athletic Fund and all administration, operations, planning and implementation for donor relations, annual giving, capital giving and fundraising projects.

Dudas joined the Cardinal Athletic Fund staff in July 2008 and rose to Assistant Athletic Director in 2015. He gained oversight of the Cardinal Athletic Fund in 2018 when assuming the Associate Athletic Director for Development role, a senior leadership position with the Cardinals.

A native of Hopkinsville, Ky., he earned a bachelor's degree in business management in 2006 from Austin Peay, where he competed on the Governor's basketball team. He was a member of APSU's 2002-03 team which won the Ohio Valley Conference championship and faced Louisville in the NCAA Tournament first round. His APSU 2003-04 team won the OVC regular season title with a perfect 16-0 league record and advanced to the NIT.

Dudas earned his master's degree in sport administration from UofL in 2009. He and his wife Katie have three sons: Connor, Parker and Chase.

Athletic Administration Senior Staff



Lottie Stockwell
Senior Associate Athletic Director for External Relations

Lottie Stockwell, a member of the UofL leadership staff since April of 2015, was elevated to Senior Associate Athletic Director for External Relations in August of 2022. Prior to being promoted, Stockwell served as Associate Athletic Director for Marketing beginning in October of 2018, preceded by three years as the Assistant Athletic Director for Brand Marketing & Licensing from April of 2015 to October of 2018.

With over 20 years of experience leading and developing brand marketing/communications strategies, Stockwell and her teams are responsible for all outward facing communications, brand advocacy and engagement for Louisville Athletics. Areas of oversight include media relations, digital communications, ticketing and membership, brand partnerships, fan engagement, team marketing, creative services, game production, licensing and retail, data analytics and the ACCN broadcast center.

Before joining the Louisville staff, Stockwell spent 10 years at The Power Agency in Louisville as the Director of Account Service, where she served as the brand steward for UofL and Churchill Downs, two of the agency's top clients. She was responsible for the overall creative strategy, execution and agency performance with each account, ensuring financial goals attainment, cultivation of multiple agency/client relationships, while coaching and mentoring a team of account service staff members.

Prior to Power Creative, Stockwell served five years as the Account Executive at Red7E, another Louisville-based creative agency that led all marketing and media development for Churchill Downs, Inc. She handled the project management of all creative executions for broadcast, digital, print, collateral and customer relationship marketing.

Raised in Louisville, Stockwell is a 2000 graduate of Kentucky with a BA in Integrated Strategic Communications, She lives in Louisville with her two children, Cooper and Georgia.



Alan Kellogg
Chief of Staff

Alan Kellogg joined the UofL athletic department as the Chief of Staff in August 2022. Kellogg provides high-level executive support to the Athletic Director, and proactively initiates and implements communications and special projects in support of the department goals. Additionally, Kellogg provides oversight and project management for the department's strategic priorities across all units within the Athletic Department. An expert in staff development and organizational effectiveness, Kellogg honed his skills during a 30-year career in the Army. He recently retired with the rank of Colonel.

Kellogg's last assignment in the Army was serving as the Chief of Staff at the Army Human Resource Command at Fort Knox, Kentucky. Kellogg served in Army command positions at every level, with multiple operational and enterprise level assignments. Kellogg participated in three deployments. In 1994, he deployed to Somalia in support of Operation Restore Hope. In 2007, he served in the Multi-National Security Transition Command-Iraq (MNSTC-I). In 2010, he served in the 25th Infantry Division as a part of the Multi-National Division Center-Iraq.

A three-year football letterman and a two-year co-captain for Drake University, Kellogg led the team in receiving as a tight end his sophomore and senior year.

A native of Iowa City, IA., Kellogg holds a Bachelor of Science degree and a Master of Arts degree from Drake University, and a Master of Strategic Studies from the US Army War College. He and his wife Andrea have two daughters, Nyah and Emory.



Derek Cowherd
Associate Athletic Director for Diversity, Equity and Inclusion

Derek Cowherd, a former University of Louisville football student-athlete with nearly 20 years of experience in athletic administration, joined the Cardinal Athletics staff as Associate Athletic Director for Diversity, Equity and Inclusion in November 2021.

The new position within the UofL Athletics senior leadership team will elevate and oversee department-wide strategic initiatives to foster the improvement of diversity, equity and inclusion within the Athletic Department across all constituencies, including student athletes, staff, and the broader university community.

The position will serve as the athletic department's Chief Diversity Officer and will develop, facilitate, and implement DEI initiatives and programming for UofL Athletics that aligns with the department's goals and core beliefs, as well as the University's Cardinal Principles and strategic plan. Cowherd will be responsible for strategically partnering with the University's Office of Diversity and Equity, internal and external contacts to provide education and advocacy related to DEI, and provides expert guidance and leadership to all organizational levels to resolve significant and complex issues.

Cowherd's most recent experience has been as a senior consultant since April with Third Eye Consulting Group, an Indianapolis-based firm with an emphasis on improving organizational and cultural understanding through equity-minded and culturally-responsive awareness and leadership competencies. The firm's clients have included Pacers Sports and Entertainment, Capital One, American Red Cross, Indianapolis Colts, and Northwestern University.

Prior to his role with Third Eye, Cowherd spent nearly three years at Ohio State as the Executive Director for Student-Athlete Support Services Offices & Senior Associate Athletics Director (2018-21). During his tenure, OSU student-athletes achieved record-high 3.36 cumulative GPA, and academic progress single year rate with an overall score of 995 for all thirty-six sports combined.

Cowherd served as the senior associate athletics director for student-athlete development at Ole Miss for six years (2012-18), where he helped to develop a variety of programs related to the academic success of student-athletes, pushing the graduation success rate to a school-best 86 percent while achieving four consecutive overall GPA's above 3.00 for the department for the first in school history.

Before heading to Mississippi, Cowherd was the director of academic affairs at LSU, a position he assumed in 2011 after joining LSU's Academic Center for Student-Athletes in 2007. His primary role at LSU was academic oversight of the Tiger football team while supervising seven full-time advisors and other sports staff.

Cowherd began his career in athletic administration at UofL, first, as a student-athlete, then graduate assistant, academic counselor, and ultimately as the assistant director for academics in athletics.

Cowherd, who competed with the Cardinals football program as a linebacker from 1994-96, earned a Bachelor of Arts in Pre-Med Biology from UofL in 1998 and completed his Master of Business and Public Administration in 2003. A native of Greensburg, Ky., Cowherd and his wife Misty have two children, Jackson and Eden.

Athletic Administration Senior Staff



Megan Edwards

Associate Athletic Director for Developmen

Megan Edwards was elevated to Associate Athletic Director for Development at UofL in October 2023.

Edwards joined UofL in 2015 and began her previous role as Assistant Athletic Director for Development in 2019.

In her new role, Edwards will serve on the senior leadership team, and develop and implement all fundraising strategies to advance the department's goals and increase philanthropic support.

She will oversee the Cardinal Athletic Fund staff, donor engagement and communication for an annual fund exceeding $25 million in annual revenue from over 7,000 individual donors and businesses. Edwards will also oversee all multi-million dollar capital campaigns, as well as the sale of all inventory for suites and floor seats, while also personally securing major gift, suite and floor seat commitments.

In her previous role as Assistant Athletic Director, Edwards oversaw the major gifts solicitation for CAF and assisted in all aspects of administration and planning for the development staff.

She has personally secured over $55 million in new capital gifts during her tenure, including several seven-figure gifts, while maintaining a base of 275 donors. Edwards also created the Women of Influence program, which connects over 250 influential female executives in Louisville with mentoring and networking opportunities for female student-athletes.

Before arriving at UofL, Edwards worked in development at her alma mater, Bowling Green State University, since 2011 following an internship and graduate assistantship at Arizona State University.

She graduated from BGSU with a bachelor's degree in sport management while also competing as captain for the women's golf team. She also completed her master's in sport administration at BGSU.

The St. Paul, Minn., native is married to former UofL men's soccer goalkeeper Charlie Edwards. They have one son, Gavin.



Zach Greenwell

Associate Athletic Director for Media Relations & Strategic Communications

Zach Greenwell, a member of the UofL staff since August 2022, serves as the Associate Athletic Director for Media Relations & Strategic Communications.

In his role, Greenwell oversees Louisville Athletics' efforts in Media Relations, Creative Communications/Social Media and Name, Image and Likeness. He serves as a member of the Director of Athletics' executive team and senior staff, and as the chief communications officer for the men's basketball program.

Additionally, Greenwell acts as sport administrator for the UofL baseball program.

Before joining Louisville, Greenwell spent six years at Western Kentucky, most recently as Senior Associate Athletic Director for Communications, Brand Strategy and Men's Basketball. He served as the sport administrator for the men's basketball, men's golf and women's golf programs.

In addition to overseeing communications, creative content, brand strategy and acting as department spokesman at WKU, Greenwell also had oversight of all aspects of the Hilltopper Basketball program, including personnel, budget, scheduling, academics, external relations and NBA Pro Days.

Additionally, he spearheaded WKU's Name, Image and Likeness efforts through the creation of the "CLIMB" program and the Hilltopper Local Exchange marketplace. His other athletic department initiatives included creating the WKU Minority Fellowship program in 2021 and serving on WKU's COVID-19 task force, charged with creating a safe return to competition in 2020. Greenwell was also involved at the university level as a member of the President's Communication Cabinet and as a member of the Operating Allocation Committee to determine campus funding through a RAMP budget model.

Greenwell was named to The Athletic's "College Sports 40 Under 40 List" in August 2022 as one of 11 college administrators in the country featured.

Before joining WKU in 2016, Greenwell spent the first five years of his career in the newspaper business as a sports reporter. An Ekron, Ky., native, Greenwell graduated from WKU in 2011 with a bachelor's degree in news/editorial journalism, as well as minors in history and criminology. He completed a master's degree in intercollegiate athletic administration from WKU in fall 2019.

Greenwell resides in Louisville with his wife, Caitlin.



Dr. Pat Ivey

Associate Athletic Director for Student-Athlete Health & Performance

Dr. Pat Ivey is a highly experienced professional in the field of athletic performance, with a career spanning over 20 years in collegiate roles. In January 2019, he joined the University of Louisville (UofL) as the Associate Athletic Director for Student Athlete Health and Performance. His dedication and expertise have made him an invaluable addition to the UofL staff.

In addition to his role at UofL, Dr. Ivey was elected as the President of the Board of Directors for the collegiate strength and conditioning coaches association (CSCCa) in 2023. This prestigious appointment reflects his leadership skills and his commitment to advancing the field of strength and conditioning.

Before joining Louisville, Dr. Ivey spent two years at Arkansas State, where he held the position of Assistant Athletics Director of Athletics Performance for one year and Director of Mental Performance in 2017. Prior to that, he served as the Associate Athletics Director for Athletic Performance at Missouri from 2011 to 2015. Dr. Ivey's outstanding work earned him the title of National Strength and Conditioning Coach of the Year by FootballScoop.com in 2013. From 2016 to 2017, he served as the Assistant Vice Chancellor for Access and Leadership Development at Missouri.

Dr. Ivey's own athletic background includes being a former Missouri football letterwinner from 1993 to 1995. In 1995, he was recognized as an All-American Strength and Conditioning Athlete. After completing his undergraduate degree in Hotel and Restaurant Management with a focus on nutrition in 1996, he went on to play in the NFL for the Detroit Lions, San Diego Chargers, Denver Broncos, and Green Bay Packers for four seasons.

Continuing his academic pursuits, Dr. Ivey earned a Master's degree in Health Education with an emphasis in Curriculum and Instruction in 2000 while working as a graduate assistant director of strength and conditioning at Missouri. In 2004, he returned to Missouri as the Director of Strength and Conditioning, following his tenure as Director of Strength and Conditioning at Tulsa from 2002 to 2003. During his time at Tulsa, he played a pivotal role in revitalizing the football program, leading them to an impressive turnaround from a 1-11 record to an 8-5 record in 2003.

In 2013, Dr. Ivey obtained his Ph.D. in sports psychology from Missouri, further enhancing his knowledge and expertise in his field. He holds several certifications, including Master Strength and Conditioning Coach (MSCC) and Strength and Conditioning Coach Certified (SCCC) through the CSCCa, as well as Certified Strength and Conditioning Specialist (CSCS) through the National Strength and Conditioning Association (NSCA). Dr.

Athletic Administration Senior Staff

Ivey is also a renowned speaker on sports performance, sharing his insights and experiences with others.

Originally hailing from Detroit, Michigan, Dr. Ivey shares his life with his wife, Dr. Starla Ivey, and their two daughters, Paisli and Serena.



Michael Ortman

Associate Athletic Director for Facilities/Stadium Manager

Michael Ortman was elevated to Associate Athletic Director of Facilities & Game Operations in July 2019 after five years as UofL's Stadiums Manager. In this new role, Ortman oversees the facility and game operations staffs for all home events along with the grounds staff that maintain the turf areas both inside and outside all athletic facilities.

Recently, Ortman had oversight with the two-year expansion of Cardinal Stadium and the football facility that was completed prior to the 2018 football season.

Before coming to the UofL, Ortman worked 17 years at Soldier Field in Chicago, serving as the Director of Operations for his final 12 years there. He oversaw the facility's operations encompassing the 98 acres of park land, parking structures and stadium. He coordinated the operational needs for the more than 225 events held annually in and around the stadium.

Overseeing and coordinating the staff of over 250 trades, cleaning, landscaping and facility operations staff were part of Ortman's focus. Additional responsibilities included the stadium life safety, operating systems and as the lead contact for all media needs for the facility for every event.

On an annual basis, Ortman created and oversaw the stadium's annual capital improvement program that accounted for projects that were done to maintain the original 1924 historic structure along with projects to continue to keep Soldier Field on the cutting edge of technology and fan amenities.

During Ortman's tenure, Soldier Field was recognized as the first stadium in the country to receive the certification of LEED-EB through the United States Green Building Council.

Between 2005 and 2014, Ortman was a part of 10 Super Bowls, working as the AFC team coordinator ensuring team access and needs were met both on the sidelines and in the locker room for the NFL.

He earned his degree in animal science in 1995 and his master's in business administration in 1997, both from Western Illinois. Ortman and his wife Christine have three children: Samantha, Madison and Austin.



Justin Ruffin

Associate Athletic Director for Academic Services

A veteran administrator, Ruffin enters his 20th year working in intercollegiate athletics and serves as the sport administrator for the men's and women's tennis program. Ruffin is on the senior staff leadership team, and is a participant and a member of several campus wide committees and organizations including the university's Strategically Organizing Against Racism (S.O.A.R.) Committee, Bias Response Team, Name Image and Likeness Board, and Committee on Academic Performance (CAP).

Within his heightened role, he will lead, develop and manage UofL's nationally recognized intercollegiate student-athlete support program. He will also serve as the Atlantic Coast Conference representative during academic director's meetings.

At the conference level, Ruffin also serves on the ACC C.O.R.E. (Champions of Racial Equity) committee by representing the University of Louisville and collaborating with other ACC administrators to drive unity and inclusion across the institutions. He is also the Chair of the ACC Women's Tennis Committee where he addresses committee issues during the senior woman administrator meetings and assists the Conference liaison with various logistical, operational, and administrative issues that may arise during the Women's ACC Tennis Tournament.

Prior to the University of Louisville, Ruffin served five years at James Madison University. At JMU, Ruffin was responsible for the academic development, management, and coordination of football, men's and women's golf, men's and women's swimming, wrestling, and men's and women's tennis programs. He assisted with developing and implementing academic strategic plans and procedures for programs designed to cultivate both an environment that supports elite performance and a first-class student-athlete experience that prepared them for life after sport.

Ruffin is a former student-athlete at James Madison University, earning All-Conference recognition as a defensive back for the football team and lettering three years on the baseball team. He graduated with a Bachelor of Science in Integrated Science and Technology and later earned his Master of Science in Athletic Administration from JMU.

A native of Norfolk, Virginia, Ruffin is a member of Omega Psi Phi Fraternity Inc., the National Association of Academic and Student-Athlete Development Professionals (N4A), and the Minority Opportunities Athletic Association (MOAA).

Justin and Erika have three sons: Justin Jr, Jayson, and Joshua.



Lauren Rust

Associate Athletic Director for Compliance

Rust is in her 14th year at the University of Louisville and her 11th with Cardinal Athletics.

She is responsible for the day-to-day monitoring and administration of select functional areas within compliance with primary emphasis on initial, transfer, and continuing academic and amateurism eligibility certification, financial aid and rules education. Other duties include working as primary eligibility/financial aid liaison with football, and assisting with the Academic Progress Rate (APR) and Graduation Success Rate (GSR). She also serves as the sport administrator for the Cardinals' men's and women's swimming and diving programs.

Rust has been elevated multiple times through UofL's compliance department, most recently spending seven years as Assistant Athletic Director for Compliance. She joined the UofL athletics staff in August of 2011 after three years as Associate Director of Advising in the UofL College of Arts and Sciences.

Prior to her arrival at UofL, Rust worked six years at the Thornton Athletics Student Life Center at the University of Tennessee. She was an Academic Athletic Counselor for women's swimming, rowing and women's golf (2002-05), and then was promoted to Assistant Director overseeing all academic counselors while serving as the primary academic counselor for men's basketball and women's volleyball (2005-08). Rust also worked a year in Membership Services for the NCAA as an intern in 2001-02.

Rust earned a B.A. in Exercise Science at Morehead State University (Ky.) in 1999. She graduated with a M.A. in Sport Administration at Morehead State in 2001 while serving as a graduate assistant in athletics.

A native of Louisville, Rust and her husband Rich have two children: Garrett and Brynlee.

Athletic Administration Senior Staff



Scott Sallade
Associate Athletic Director for Student Services

Sallade has been involved in the academic successes of UofL student-athletes for over 30 years, from his role as a tutor through his previous service as Assistant Athletic Director.

Working in conjunction with Athletic Compliance and the Registrar's Office, Sallade coordinates the NCAA academic certification process. He supervises members of the Thorntons Academic Center for Excellence staff, as well as serving as the sport administrator for the cheer and dance programs. Additionally, he has maintained an advising/counseling role for a number of our sports teams during his tenure.

He is active in many on-campus roles serving on numerous committees including the Committee on Academic Performance (CAP) and the Advising Center's Directors Council (ACDC).

He enrolled at the University of Louisville in the fall of 1987 and has remained a part of the university for 35 years. He graduated in 1992 with a bachelor's degree in physical education, concentrating in sport administration. He received a master's in education, concentrating in sport administration, in 1994. Additional work experiences at the University of Louisville include the areas of Intramural and Recreational Sports, Admissions and Orientation and Housing and Residence Life.

He and his wife, Tami, have a son, Casey, and two daughters, Kayla and Naica.



Zach Brooks
Assistant Athletic Director for Capital Projects & Administration

Zach Brooks has worked at UofL since 2008 and serves as Assistant Athletic Director for Capital Projects and Administration since August 2023

He previously served as Executive Director of Development Operations since 2018

In his role, Brooks oversees capital projects and the University of Louisville Golf Club, as well as serves as liaison to the KFC Yum! Center, while assisting with various reporting requirements within the business office

Additionally, Brooks acts as sport administrator for men's soccer, women's golf and men's golf, as well as assists on special department projects

In his previous role, Brooks oversaw all internal operations of the CAF, coordinated communication to donors, managed various seating projects, organized postseason and special event tickets for donors, secured major gifts and managed a portfolio of 125-plus individuals and businesses, and acted as a liaison to university advancement on CAF matters

Brooks helped oversee the move from Freedom Hall to the KFC Yum! Center, as well as the previous seating expansions at L&N Stadium. He also developed and implemented The Cardinal Trust initiative to raise funds to support Red & Black Scholar rewards, summer school and degree completion program

Brooks earned his bachelor's degree in sport administration and exercise science from UofL in 2008. The Paducah, Ky., native was also a manager for the Louisville women's soccer team as a student

He and his wife Brittany have one son, Graham.



Rachael Cosgrove
Assistant Athletic Director for Development

Rachael Cosgrove joined the Cardinal Athletic Fund full-time in 2015 and currently serves as Assistant Athletic Director for Development since August 2023.

She previously served as Senior Director of Development since 2020.

In her role, Cosgrove is responsible for CAF's focus on soliciting and securing major gifts, as well as supervising the major gifts and annual fund staff.

Her duties include securing major gifts and managing/stewarding a donor portfolio of 150-plus individuals and businesses, securing new commitments for premium basketball and football areas, managing premium seating and parking inventory, managing the Cardinal Athletic Fund budget, overseeing the Women of Influence program and events, and assisting in all hiring of CAF staff.

Cosgrove also serves as sport administrator for field hockey and softball. She was recently named Vice-Chair of the ACC Field Hockey Committee. Additionally, she assists in special projects assigned by Deputy Athletic Director/Senior Woman Administrator Amy Calabrese. She's also the Team Lead for the Athletic Department's World Changers group, which is a 10-member working group charged with providing solutions to increase employee engagement and decrease burnout.

In her previous work at UofL, Cosgrove helped create the Women of Influence program in 2017 to connect powerful women in the community to Louisville's female student-athletes. She also helped develop and launch The New Standard, a $10 million campaign dedicated to enhancing the female student-athlete experience.

She was a member of the inaugural adidas internship group at Louisville in 2014, as well as a member of the department's inaugural Leadership Development Institute cohort.

Cosgrove came to Louisville in 2015 after a year as the Director of Business Development for the Texas Legends.

She received her bachelor's degree from the University of Richmond in 2012, where she double majored in rhetoric & communications and journalism, along with being a member of the women's basketball team. She completed her master's degree in sport administration at UofL in 2015.

Cosgrove and her husband Emmett have one son, Cru.

Louisville Head Coaches



Arthur Albiero
Swimming



Holly Aprile
Softball



Mark Beckham
Women's Tennis



Ryan Blagg
Men's Golf



Jeff Brohm
Football



Derek Copeland
Women's Rowing



Rodrigo da Silva
Men's Tennis



Karen Ferguson-Dayes
Women's Soccer



Joe Franklin
Track & Field/Cross Country



John Michael Hayden
Men's Soccer



Dani Busboom Kelly
Volleyball



Dan McDonnell
Baseball



Kenny Payne
Men's Basketball



Justine Sowry
Field Hockey



Scott Teeter
Women's Lacrosse



Jeff Walz
Women's Basketball



Whitney Young
Women's Golf

Louisville Sports Properties

Louisville Sports Properties (LSP) is the dedicated and exclusive multimedia rights holder and sponsorship sales partner for the Louisville Cardinals. The LSP team extends UofL's brand affinity to businesses and corporations of all sizes looking to align with the loyalty and passion of the Cards' fan base.

LSP manages all aspects of the sponsorship and marketing rights relationship, providing corporate partners both traditional and new media opportunities through venue signage; event sponsorships and promotion; corporate hospitality; television; radio game broadcasts and coaches' shows on the Louisville Sports Radio Network and digital engagement and visibility via GoCards.com and the Cardinals' vibrant social media channels.

Louisville Sports Properties and Louisville Arena Sports & Entertainment Properties (LASEP), make up the locally-based team of LEARFIELD. The LEARFIELD suite of services includes licensing and multimedia sponsorship management; publishing, broadcasting, digital and social media; ticket sales and professional concessions expertise; branding; campus-wide business and sponsorship development; and venue technology systems.

Headquartered in Plano, Texas, the company has long had the privilege of being an advocate for intercollegiate athletics and the student-athlete experience. Since 2008, it has served as title sponsor for the acclaimed LEARFIELD College Directors' Cup, supporting athletic departments across all divisions.



LOUISVILLE SPORTS PROPERTIES
LEARFIELD



John Penny
Vice President/General Manager

KFC Yum! CENTER
LOUISVILLE ARENA SPORTS & ENTERTAINMENT PROPERTIES

Louisville Sports Properties Staff



Jason Sucher
Director, Business Development



Lisa Turner
Director, Partnership Services



Nolan Barry
Senior Manager, Business Development



Anne Burton
Manager, Campus+ Partnerships



Dean Boeh, Jr.
Manager, Business Development



Amanda Osborne
Manager, Business Development



Lindi Riley
Senior Coordinator, Partnership Services



Kevin Luce
Coordinator, Partnership Services



Dustin Watts
Coordinator, Partnership Services



Justin Fike
Property Assistant



Lauryn Clarke
Social Content Specialist



Lynn Saltzman
General Manager, Louisville Arena Sports

Cardinal Spirit Groups


Coed Cheerleaders


All-Girl Cheer


Ladybirds


Pep Band

Cheerleaders

Founded in 1939, Louisville Cheer has a proud tradition of supporting Cardinal Athletics. This iconic program is recognized nationally and internationally as the gold standard. To be a Louisville cheerleader is to reach the top of the sport.

Louisville Large Coed has been a competitive squad for over 35 years and has a proud tradition of talent and success. The team has won 18 National Cheerleading Association Championships (1985, '86, '89, '92, '94, '96, '98, '99, '03, '04, '05, '06, '07, '08, '09, '11, '16, '18). The team exemplifies the standard to which all Large Coed Squads aspire. The coach, James Speed, has led the team since 1990.

In 19 98 the All Girl Cheer team was founded. Since its inception, the All Girl team has won 19 National Cheer Association championships - 1998, 1999, 2001, 2002, 2003, 2004, 2005, 2009, 2011, 2012, 2014, 2015, 2016, 2017, 2018, 2019, 2021, 2022 and 2023. (No 2020 season due to COVID-19) That is nine titles in a row since 2014. This team has a legacy of excellence. The All Girl Team sets the standard of skill, precision and integrity and is a national role model. The team continues to be under the guidance of Misty Hodges.

The Small Coed Cheer team was created in 2004 and has won 12 National Cheer Association championships -2005, 2006, 2008, 2009, 2011, 2013, 2014, 2015, 2016, 2017, 2021 and 2022. (No 2020 season due to COVID-19.) This team has an established legacy of excellence and sets the benchmark for others to follow. Misty Hodges has been the coach since its inception.

Members of the Cardinals' 2023-24 Coed Cheerleading squad include *(1st row)* Mackenzie Henry, Coeen Chavez, Jessie Pham, Izzy Cortese, (TaTa) Jhadia Adams, Hailey Cain, Taylor Cornell, Kierrah , Macie Agnich, Lindsey Hayden, Chloe Smith, Adelynn Henry. *(2nd row)* Jaylin Hawkins, Taylor Merchant, Kiera Flanagan, Wes Meadors, Tammi Elliott-Kirsch, KaDon Harvin, Mackenzie Guido, Jada Hortness, Eliza Williams, Jeremiah Hubbard, Adriana Mack, Jonah Chaix, Mia Jordon, Giannah Mabie, Abigail Christopher. *(3rd row)* Kevin Zawaideh, David Krupala, Stephen Muessle, Tobias Jones, Justin Garner, Dylan Baumgartle, Kevin Sheehan, JJ Dallas, Darren Huang, Sadarien Byles, Cye Ham, Tate Colarik, Dawson Gessner, Charlie Sekeres, Romiell Williams, Logan Harry, Zayne Hart *(Photo Credit for the three groups: Andrew Dean, Xtreme Shots Photography)*

Members of the 2022-24 All-Girl Cheerleading squad include *(1st row)* Tsugumi Takeuchi, Madison McDevitt, Ansley Jones, Italya Bello, Kayla Francisco, Kya Cruz, Shekinah Phillips, Maddie Dale, Taylor Hart Nolden, Alyssa Freitas, Camryn Young, Marley Vandermolen, Kamari Bibb, Alyssa Scraper, Allie Ward, Genna Dellisola. *(2nd row)* Alexus McEldowney, Hailey Barker, Courtney Holl, Camryn Franklin, Meghan Podraza, Chloe Toledo, Indira Neufville, Claire Wisniewski, Ava Phelps, Nevaeh Miller, Kamryn Locke, Taylor Johnson, Gracie Lamb, Kristen Williams, Brooke Kratchman. *(3rd row)* Sam Gioia, Makenzie Dunn, Larita Firman, Artayshia Butler, Elle Franta, Brooklyn Brown, Mia Sheets, Olivia Taylor, MaKenna Arnold, Anna Antill, Addison LaFountain, Arielle Lindsey, Tayla Murray, Aniyia Drake, Mimi Clark, Miranda Gruse, Brooke Barbic. *(Not pictured)* Madi Fulfer, Ayrton Peterson.

Ladybirds

The University of Louisville Ladybirds Dance team has won 20 national titles at the National Dance Association Championships (NDA) in Daytona Beach, FL in 2002, 2003, 2004, 2007, 2008, 2009, 2010, 2011, 2012, 2014, 2015, 2016 (double title), 2017(double title), 2018(double title) and 2019, and the Universal Dance Association (UDA) College Nationals in 1995 and 1997. The Ladybirds have long been successful, placing in the top five in their national competitions every year for the last 27 years. The Ladybirds are known for their precision, athleticism, performance quality and strong work ethic. The group is under the direction of Sheryl Knight.

Members of the 2023-24 Ladybirds are *(1st row)* Kaitlyn Harbsmeier, Makenzie Childs, Makayla Kempf, Emily Bartolotti, Whitney Fox, Lilly Moseley, Aaliyah Plotts, Juliana Bastien, Paige Whiteman, Amanda Ellis, Isabella Hobson. *(2nd row)* Lailah Thorn, Isabella Garza, Margaret Phelps, Simone Oliver, Maura Thomas, Baylie McClellan, Alexi Thorpe, Halley Taylor, Ashauna Leverette, Jalen Phillips, Maggie Ernst, Lauren Kizito. *(3rd row)* Audrey Hepp, Christian Knight-Gray, Reese Williamson, Lily Dattilo, Isabella Garza, Madi Sparks, Sophie Cook, Helen Herberger, Madison Nitz, Melanie Taranis, Skyler Rexroat, Kelsey Rae Everman, Mackenzie Christopher, Jayden Smith, Nevaeh McJunkin, Sydney Beam.

Cardinal Pride Pep Band

The Cardinal Pride Pep Band is in under the oversight of the UofL School of Music. The musical cheerleaders are a highly visible source of spirit and enthusiasm at Cardinal basketball events and at an abundance of additional athletic events. The 1981-82 edition of the Cardinal Pep Band received special recognition as the nation's best as chosen by NBC-TV analyst Al McGuire.



2023-24 LOUISVILLE BASKETBALL

ACC/NCAA

The Atlantic Coast Conference

Tradition of Excellence

Consistency. It is the mark of true excellence in any endeavor.

In today's intercollegiate athletics, competition is so balanced and so competitive that it is virtually impossible to maintain a high level of consistency. Yet the Atlantic Coast Conference has defied the odds.

Established in 1953, the ACC has long enjoyed the reputation as one of the strongest and most competitive intercollegiate conferences in the nation. And that is not mere conjecture, the numbers support it.



Commissioner Jim Phillips

Through 70 years of competition, ACC schools have captured 182 NCAA team championships, including 92 in women's competition, 85 in men's sports and five in fencing. In addition, NCAA individual titles have gone to ACC student-athletes 204 times in men's competition and 202 times in women's action.

Since 2015, the ACC has won a combined seven national championships in football, men's basketball, women's basketball and baseball. The ACC is the only conference to win each of those four titles over that stretch.

The Standard of Men's Basketball

If success is best measured in terms of wins and losses, then the ACC is unrivaled in NCAA men's basketball annals. Eight of the last 21 NCAA Men's Basketball Championships have been won by teams currently competing in the ACC.

No conference has compiled a better NCAA Tournament record than the ACC. Since the inaugural tournament in 1939, league teams have posted an NCAA Tournament-best mark of 474-250 for a sterling .655 winning percentage on college basketball's biggest stage.

The 15 teams currently in the ACC have combined for 664 NCAA Tournament victories – more than any other conference.

Since 1985, the ACC has produced 32 Final Four teams, seven more than any other conference. The ACC has had at least one Final Four team in 25 of the last 34 years.

Since the NCAA Tournament expanded to 64 teams in 1985, ACC teams have compiled a 370-193 (.657) record, including 101 Sweet 16 appearances and 55 Regional Final berths – all NCAA Tournament bests. Since 1985, half of the league teams (104-of-208) receiving NCAA berths have won at least two NCAA Tournament games.

Teams currently in the ACC have combined to win 17 NCAA Championships. North Carolina leads the way with six national titles, followed by Duke with five, Louisville two, NC State two, Syracuse one and Virginia one.

The ACC has posted 10 or more NCAA Tournament wins 19 times and has finished .500 or better in 34 of the last 35 tournaments. In 2016, ACC teams combined to win an NCAA-record 19 NCAA Tournament games, eclipsing the previous mark of 18 set by the Big East in 1985.

Since 1981, the ACC has produced 52 consensus All-Americans – more than any other conference – and more than 20% of the nation's consensus All-Americans.

Eight of the last 27 and 10 of the last 31 consensus National Players of the Year have been from the ACC. Since 1975, the ACC has had 17 consensus National Players of the Year – 10 more than any other conference. In addition, 10 of the ACC's 18 National Players of the Year have been unanimous selections.

During the 2022-23 season, 91 players from the current 15 ACC schools earned spots on NBA rosters, more than any other conference. In addition, over the past 14 years, 154 ACC players have made their NBA debuts, including an all-time high 19 during the 2019-20 season (previous high was 15 in 2006).

The ACC has had at least three first-round picks in 14 of the last 15 NBA Drafts – the only conference to do so. Since 2009 the ACC leads all conferences in both first-round selections (84) and overall selections (135).

In 2019, the ACC became the first league in history to have three of its teams - Duke (1), Virginia (2), North Carolina (3) - finish 1-2-3 in the final AP poll. The ACC has had least one team ranked in the top 10 of the final AP Poll in 61 of the last 63 seasons.

The ACC's current membership further enhances the league's reputation in college basketball. The 15 schools that comprise the ACC in 2022-23 have made 67 trips to the Final Four and have won 17 NCAA Championships, including three of the last eight. Current league members have won nearly 25,000 games and have had 826 NBA Draft picks, including 285 first-round selections.

All 15 league members have 1,000 or more all-time wins, including eight schools with 1,500 or more.

The Championships

The ACC conducts championship competitions in all 28 sports – 13 for men and 15 for women – including women's gymnastics, which has been added for the 2023-24 school year. No Autonomy Five conference sponsors more than 28 sports. The 15 women's sports are the most of any peer conference.

The first ACC championship was held in swimming at North Carolina State University on February 25, 1954.

The 13 sports for men include football, cross country, soccer, basketball, fencing, swimming & diving, indoor and outdoor track & field, wrestling, baseball, tennis, and golf and lacrosse. Women's sports were initiated in 1977 with the first championship meet held in tennis October 6-8 at Wake Forest University. Championships for women are currently conducted in cross country, field hockey, soccer, basketball, fencing, swimming & diving, indoor and outdoor track & field, gymnastics, tennis, golf, lacrosse, softball and rowing, with volleyball deciding its champion by regular-season play.

Atlantic Coast Conference
512 Weybridge Lane
Greensboro, NC 27407
www.theacc.com

Switchboard (336) 854-8787

ACC History

The Atlantic Coast Conference was founded on May 8, 1953, at the Sedgefield Inn near Greensboro, N.C., with seven charter members - Clemson, Duke, Maryland, North Carolina, North Carolina State, South Carolina and Wake Forest - drawing up the conference by-laws.

The withdrawal of seven schools from the Southern Conference came early on the morning of May 8, 1953, during the Southern Conference's annual spring meeting. On June 14, 1953, the seven members met in Raleigh, N.C., where a set of bylaws was adopted and the name became officially the Atlantic Coast Conference.

On December 4, 1953, conference officials met again at Sedgefield and officially admitted Virginia as the league's eighth member. The first withdrawal of a school from the ACC came on June 30, 1971, when South Carolina tendered its resignation. The ACC operated with seven members until April 3, 1978, when Georgia Tech was admitted. The Atlanta school had withdrawn from the Southeastern Conference in January of 1964. The ACC expanded to nine members on July 1, 1991, with the addition of Florida State.

The conference expanded to 11 members on July 1, 2004, with the addition of Miami and Virginia Tech. On October 17, 2003, Boston College accepted an invitation to become the league's 12th member starting July 1, 2005.

The Atlantic Coast Conference

The ACC added its 13th and 14th members on Sept. 18, 2011, when Pittsburgh and Syracuse accepted invitations to join the conference. The two schools officially joined the ACC on July 1, 2013. Notre Dame also officially joined the ACC on July 1, 2013, after announcing on Sept. 12, 2012 its intention to enter the league for competition in all sports but football, bringing the membership of the conference to 15.

On July 1, 2014, Louisville entered the ACC on the same day Maryland withdrew, keeping the conference's membership at 15 institutions.

Atlantic Coast Conference Staff

Commissioner	James J. Phillips
Executive Assistant to the Commissioner	Morgan Dorset
Deputy Commissioner/Chief of Internal Affairs	Brad Hostetter
Deputy Commissioner/Chief Financial Officer Business & Administration	Ben Tario
Deputy Commissioner/Chief of External Affairs	Amy Yakola
General Counsel	Pearlynn Houck
Sr. Assoc. Commissioner/Strategic Communications	Kevin Davis
Sr. Assoc. Commissioner/Revenue, Strategy and Innovation	Tim Lynde
Sr. Assoc. Commissioner/Men's Basketball	Paul Brazeau
Sr. Assoc. Commissioner/Brand Marketing	Tim Lynde
Sr. Assoc Commissioner/Women's Basketball	Jackie Carson
Sr. Assoc. Commissioner/Championships & SWA	Jessica Rippey
Sr. Assoc. Commissioner/Football	Michael Strickland
Assoc. Commissioner/Compliance & Governance	Matt Burgermeister
Assoc. Commissioner/Marketing & Content Strategy	Carl Hariston
Assoc. Commissioner/Creative Strategy	Martha Schwab
Assoc. Commissioner/Student-Athlete & Institutional Programs/DEI	Shelby McKay
Assoc. Commissioner/Human Resources & Staff Experience	Ellie Amaguaña
Assoc. Commissioner/Business & Finance	Kelvin Anthony
Asst. Commissioner/Communications	Andy Fledderjohann
Asst. Commissioner/Championships	Brandon Neff
Supervisor of Football Officials	Alberto Riveron
Supervisor of Men's Basketball Officials	Bryan Kersey
Supervisor of Women's Basketball Officials	Debbie Williamson
Director/Legal & Business Affairs	Brittany Holer
Director/Information Technology	Adam Phillips
Director/Championships	Matt VanSandt
Director/Compliance	Milton Roy
Director/Communications	Brandon McGinnis
Director/Content Strategy	Ellen Stuart
Director/Football	Donald Moore
Director/Men's Basketball	Kara Tyree
Director/Women's Basketball	Barbara Davis
Director/Advanced Media	Steve "Slim" Vollinger
Asst. Director/Business Operations	Sofia Fuentes Harper
Asst. Director/Business Operations	Gavin Shearer
Asst. Director/Creative Design	Ashley Popovich
Asst. Director/Communications	Claudia Close
Asst. Director/External Strategy	Gwen Hernandez
Asst. Director/Student-Athlete Programs	Amari Jackson
Asst. Director/Championships	Jared Romance
Asst. Director/Championships and Football	Jas Palmer
Asst. Director/Men's Basketball	T.C. Gammons
Asst. Director/Marketing & Fan & Event Experience	Amanda Lewis
Asst. Director/Officiating Administration	Cameron Marshall
Video Director/Football & Basketball	Allen Franklin
Coordinator/Stud.-Athl. Programs, Compliance & Governance, Human Resources	Tracey Haith
Office Manager	Emily Watkins
Administrative Intern/Championships	Abby Hansen
Administrative Intern/Men's & Women's Basketball	Kendyl Brooks
Intern/Digital Media and Communications	Taylor Hawthorne

2022-23 ACC Final Standings

School	ACC	All	Postseason
Miami	15-5	29-8	NCAA
Virginia	15-5	25-8	NCAA
Clemson	14-6	23-11	NIT
Duke	14-6	27-9	NCAA
Pittsburgh	14-6	27-9	NCAA
NC State	12-8	23-11	NCAA
North Carolina	11-9	20-13	
Syracuse	10-10	17-15	
Wake Forest	10-10	19-14	
Boston College	9-11	16-17	
Virginia Tech	8-12	19-15	NIT
Florida State	7-13	9-23	
Georgia Tech	6-14	15-18	
Notre Dame	3-17	11-21	
Louisville	2-18	4-28	

Note: Duke won the 2023 ACC Tournament.

UofL All-Time Series vs. ACC Opponents

School	Series	Last Meeting
Boston College	10-6	BC 80, UL 62 (3/7/23)
Clemson	9-5	UL 83, CU 73 (2/18/23)
Duke	9-13	DU 79, UL 62 (2/20/23)
Florida State	34-18	FSU 81, UL 78 (2/4/23)
Georgia Tech	25-15	GT 83, UL 67 (2/25/23)
Miami	13-8	UM 93, UL 85 (2/11/23)
North Carolina	7-19	UNC 80, UL 59 (1/14/23)
NC State	14-12	NCSU 76, UL 64 (12/22/22)
Notre Dame	26-18	ND 76, UL 62 (1/28/23)
Pitt	21-9	UP 91, UL 57 (2/7/23)
Syracuse	19-12	SU 70, UL 69 (1/3/23)
Virginia	5-22	UV 75, UL 60 (3/4/23)
Virginia Tech	36-10	VT 71, UL 54 (2/28/23)
Wake Forest	9-4	WFU 80, UL 72 (1/7/23)

ACC Sponsored Sports

Men's Sports (13)	Women's Sports (14)
Baseball	Basketball
Basketball	Cross Country
Cross Country	Fencing
Fencing	Field Hockey
Football	Golf
Golf	Lacrosse
Lacrosse	Rowing
Soccer	Soccer
Swimming & Diving	Softball
Tennis	Swimming & Diving
Indoor Track & Field	Tennis
Outdoor Track & Field	Indoor Track & Field
Wrestling	Outdoor Track & Field
	Volleyball

■ **Conference Shifting for the Cards** — The University of Louisville joined the Atlantic Coast Conference on July 1, 2014, its third different conference in three years. The Cardinals were members of the Big East Conference for eight years before the league split, with Louisville moving with four others to form the American Athletic Conference in 2013. UofL's association with the American was for one season in 2013-14, as the Cardinals accepted an invitation to join the Atlantic Coast Conference on Nov. 28, 2012. Louisville has been a member of eight different conferences, including six in the last 46 years.

UofL's Conference History

Conference	Years
Kentucky Intercollegiate Athletic	1925-48
Ohio Valley	1948-49
Missouri Valley	1964-75
Metro	1975-95
Conference USA	1995-2005
Big East	2005-13
American Athletic	2013-14
Atlantic Coast	2014-current



2023-24 ACC Composite Men's Basketball Schedule

November

Monday, Nov. 6
Radford at North Carolina
UMBC at Louisville
NJIT at Miami
The Citadel at NC State
North Carolina A&T at Pitt
Tarleton State at Virginia
Ga. Southern at Georgia Tech
Fairfield at Boston College
Elon at Wake Forest
Dartmouth at Duke
Winthrop at Clemson
Niagara at Notre Dame
New Hampshire at Syracuse
Coppin State at Virginia Tech

Wednesday, Nov. 8
Canisius at Syracuse

Thursday, Nov. 9
Howard at Georgia Tech

Friday, Nov. 10
Arizona at Duke
Florida vs. Virginia
(Hall of Fame Series)
Kennesaw State at Florida State
Chattanooga at Louisville
UCF at Miami
Abilene Christian at NC State
Binghamton at Pitt
South Carolina vs. Virginia Tech
(Hall of Fame Series)
Boston College at The Citadel
UAB vs. Clemson
(Asheville Championship)
Wake Forest at Georgia

Saturday, Nov. 11
Western Carolina at Notre Dame

Sunday, Nov. 12
Lehigh at North Carolina
Davidson/Maryland vs. Clemson
(Asheville Championship)

Monday, Nov. 13
Florida Gulf Coast at Pitt
Central Michigan at Florida State
FIU at Miami

Tuesday, Nov. 14
Colgate at Syracuse
North Carolina A&T at Virginia
UMass-Lowell at Georgia Tech
Michigan State vs. Duke
(Champions Classic)

Wednesday, Nov. 15
Richmond at Boston College
Coppin State at Louisville
Campbell at Virginia Tech

Thursday, Nov. 16
Texas Southern at Virginia
Utah vs. Wake Forest
(Shriners Children's Charleston Classic)
Auburn vs. Notre Dame
(Legends Classic)

Friday, Nov. 17
Bucknell at Duke
Charleston Southern at NC State
Jacksonville at Pitt
UC Riverside at North Carolina
Florida State at Florida
Georgia vs. Miami
(Bahamas Championship)
Okla. St./St. Bona. vs. Notre Dame
(Legends Classic)
Houston/Towson vs. Wake Forest
(Shriners Children's Charleston Classic)

Saturday, Nov. 18
Harvard at Boston College

Sunday, Nov. 19
Texas vs. Louisville
(Empire Classic)
Boise State at Clemson
Wofford at Virginia Tech
Kansas St./Providence vs. Miami
(Bahamas Championship)
TBD vs. Wake Forest
(Shriners Children's Charleston Classic)

Monday, Nov. 20
UNLV vs. Florida State
(Sunshine Slam)
UConn/Indiana vs. Louisville
(Empire Classic)
Tennessee vs. Syracuse
(Maui Jim Invitational)
Wisconsin vs. Virginia
(Ft. Myers Tipoff)

Tuesday, Nov. 21
Richmond/Colorado vs. Florida State
(Sunshine Slam)
LaSalle at Duke
Purdue/Gonzaga vs. Syracuse
(Maui Jim Invitational)

Wednesday, Nov. 22
Colorado State vs. Boston College
(NABC Hall of Fame Classic)
SMU/West Virginia vs. Virginia
(Fort Myers Tipoff)
Florida vs. Pitt
(NIT Season Tip-Off)
Georgia Tech at Cincinnati
Northern Iowa vs. North Carolina
(Battle 4 Atlantis)
Md.-Eastern Shore at Notre Dame
TBD vs. Syracuse
(Maui Jim Invitational)

Thursday, Nov. 23
Creighton/Loyola vs. Boston College
(NABC Hall of Fame Classic)
Vanderbilt vs. NC State
(Las Vegas Showdown)
Villanova/Texas Tech vs. North Carolina
(Battle 4 Atlantis)
Boise State vs. Virginia Tech
(ESPN Events Invitational)

Friday, Nov. 24
Baylor/Oregon St. vs. Pitt
(NIT Season Tip-Off)
Southern Indiana at Duke
Alcorn State at Clemson
Arizona St./BYU vs. NC State
(Las Vegas Showdown)
Charleston Southern at Wake Forest
TBD vs. North Carolina
(Battle 4 Atlantis)
Iowa St./VCU vs. Virginia Tech
(ESPN Events Invitational)

Sunday, Nov. 26
New Mexico State at Louisville
TBD vs. Virginia Tech
(ESPN Events Invitational)

Tuesday, Nov. 28
2023 ACC/SEC Challenge
Mississippi State at Georgia Tech
Notre Dame at South Carolina
LSU at Syracuse
Miami at Kentucky
Missouri at Pitt
NC State at Mississippi
Clemson at Alabama

Wednesday, Nov. 29
Bellarmine at Louisville
2023 ACC/SEC Challenge
Tennessee at North Carolina
Texas A&M at Virginia
Florida at Wake Forest
Duke at Arkansas
Virginia Tech at Auburn
Georgia at Florida State
Boston College at Vanderbilt

December

Saturday, Dec. 2
Notre Dame at Miami
Syracuse at Virginia
Duke at Georgia Tech
Florida State at North Carolina
NC State at Boston College

Sunday, Dec. 3
Clemson at Pitt
Louisville at Virginia Tech

Tuesday, Dec. 5
Central Connecticut at Boston College
NC Central at Virginia
Cornell at Syracuse
Georgia Tech at Georgia
UConn vs. North Carolina
(Jimmy V Classic)
Western Michigan at Notre Dame

Wednesday, Dec. 6
Rutgers at Wake Forest
LIU at Miami
Md.-Eastern Shore at NC State
South Carolina at Clemson
Pitt at West Virginia

Friday, Dec. 8
Holy Cross at Boston College

Saturday, Dec. 9
Valparaiso at Virginia Tech
Charlotte at Duke
Alabama A&M at Georgia Tech
Canisius at Pitt
NJIT at Wake Forest
TCU vs. Clemson
(Hall of Fame Series)
Louisville at DePaul
South Florida vs. Florida State
(Autonation Orange Bowl Classic)
Syracuse at Georgetown
Notre Dame at Marquette

Sunday, Dec. 10
Colorado vs. Miami
(NABC Brooklyn Showcase)
St. John's vs. Boston College
(NABC Brooklyn Showcase)

Tuesday, Dec. 12
Hofstra at Duke
UT-Martin at NC State

Wednesday, Dec. 13
Arkansas State at Louisville

Saturday, Dec. 16
LaSalle at Miami
South Carolina State at Pitt
Georgetown at Notre Dame
Vermont at Virginia Tech
Northeastern at Virginia
SMU at Florida State
Tennessee vs. NC State
(Hall of Fame Series)
Clemson at Memphis
Kentucky vs. North Carolina
(CBS Sports Classic)

Sunday, Dec. 17
Pepperdine at Louisville
Oregon vs. Syracuse
(Sanford Pentagon)

Monday, Dec. 18
Delaware State at Wake Forest

Tuesday, Dec. 19
The Citadel at Notre Dame
North Florida at Florida State
Virginia at Memphis

Wednesday, Dec. 20
Baylor vs. Duke
(Madison Square Garden)
Saint Louis at NC State
Purdue Fort Wayne at Pitt
Oklahoma vs. North Carolina
(Jumpman Invitational)

Thursday, Dec. 21
Presbyterian at Wake Forest
Kentucky at Louisville
Lehigh at Boston College
Stonehill at Miami
UMass vs. Georgia Tech
(Diamond Head Classic)
Niagra at Syracuse
American at Virginia Tech

Friday, Dec. 22
Queens at Clemson
Marist at Notre Dame
Winthrop at Florida State
Hawaii/Portland vs. Georgia Tech
(Diamond Head Classic)

2023-24 ACC Composite Men's Basketball Schedule

Saturday, Dec. 23
Detroit Mercy at NC State

Saturday, Dec. 24
TBD vs. Georgia Tech
(Diamond Head Classic)

Wednesday, Dec. 27
Morgan State at Virginia

Friday, Dec. 29
North Florida at Miami
Charleston Southern at North Carolina
Radford at Clemson

Saturday, Dec. 30
Virginia at Notre Dame
Pitt at Syracuse
Virginia Tech at Wake Forest
Queens at Duke
Lipscomb at Florida State

January

Tuesday, Jan. 2
Wake Forest at Boston College
North Carolina at Pitt
Syracuse at Duke

Wednesday, Jan. 3
Georgia Tech at Florida State
Louisville at Virginia
Clemson at Miami
NC State at Notre Dame

Saturday, Jan. 6
Pitt at Louisville
Virginia at NC State
Boston College at Georgia Tech
Miami at Wake Forest
Virginia Tech at Florida State
Duke at Notre Dame
North Carolina at Clemson

Tuesday, Jan. 9
Wake Forest at Florida State
Notre Dame at Georgia Tech
Duke at Pitt

Wednesday, Jan. 10
Louisville at Miami
Clemson at Virginia Tech
North Carolina at NC State
Boston College at Syracuse

Saturday, Jan. 13
NC State at Louisville
Syracuse at North Carolina
Virginia at Wake Forest
Florida State at Notre Dame
Boston College at Clemson
Georgia Tech at Duke
Miami at Virginia Tech

Monday, Jan. 15
Notre Dame at Boston College

Tuesday, Jan. 16
Wake Forest at NC State
Syracuse at Pitt
Georgia Tech at Clemson

Wednesday, Jan. 17
Florida State at Miami
Virginia Tech at Virginia
Louisville at North Carolina

Saturday, Jan. 20
Virginia Tech at NC State
North Carolina at Boston College
Clemson at Florida State
Virginia at Georgia Tech
Pitt at Duke
Miami at Syracuse
Louisville at Wake Forest

Monday, Jan. 22
Wake Forest at North Carolina

Tuesday, Jan. 23
Pitt at Georgia Tech
Duke at Louisville
Florida State at Syracuse
Boston College at Virginia Tech

Wednesday, Jan. 24
Miami at Notre Dame
NC State at Virginia

Saturday, Jan. 27
Boston College at Notre Dame
North Carolina at Florida State
Clemson at Duke
Georgia Tech at Virginia Tech
NC State at Syracuse
Virginia at Louisville
Pitt at Miami

Monday, Jan. 29
Duke at Virginia Tech

Tuesday, Jan. 30
Syracuse at Boston College
North Carolina at Georgia Tech
Louisville at Clemson
Miami at NC State

Wednesday, Jan. 31
Wake Forest at Pitt
Notre Dame at Virginia

February

Saturday, Feb. 3
Virginia Tech at Miami
Virginia at Clemson
Georgia Tech at NC State
Notre Dame at Pitt
Duke at North Carolina
Syracuse at Wake Forest
Florida State at Louisville

Monday, Feb. 5
Miami at Virginia

Tuesday, Feb. 6
Florida State at Boston College
Wake Forest at Georgia Tech
Clemson at North Carolina

Wednesday, Feb. 7
Pitt at NC State
Louisville at Syracuse
Notre Dame at Duke

Saturday, Feb. 10
Clemson at Syracuse
Boston College at Duke
North Carolina at Miami
NC State at Wake Forest
Virginia Tech at Notre Dame
Georgia Tech at Louisville
Virginia at Florida State

Monday, Feb. 12
Wake Forest at Duke

Tuesday, Feb. 13
North Carolina at Syracuse
Pitt at Virginia
Louisville at Boston College
Florida State at Virginia Tech

Wednesday, Feb. 14
Miami at Clemson
Georgia Tech at Notre Dame

Saturday, Feb. 17
Wake Forest at Virginia
Duke at Florida State
Virginia Tech at North Carolina
Miami at Boston College
Syracuse at Georgia Tech
Louisville at Pitt
NC State at Clemson

Monday, Feb. 19
Virginia at Virginia Tech

Tuesday, Feb. 20
Boston College at Florida State
Syracuse at NC State
Pitt at Wake Forest

Wednesday, Feb. 21
Clemson at Georgia Tech
Notre Dame at Louisville
Duke at Miami

Saturday, Feb. 24
Notre Dame at Syracuse
Boston College at NC State
Duke at Wake Forest
North Carolina at Virginia
Georgia Tech at Miami
Virginia Tech at Pitt
Florida State at Clemson

Monday, Feb. 26
Miami at North Carolina

Tuesday, Feb. 27
Pitt at Clemson
Virginia Tech at Syracuse
NC State at Florida State
Wake Forest at Notre Dame

Wednesday, Feb. 28
Louisville at Duke
Virginia at Boston College

March

Saturday, March 2
Florida State at Georgia Tech
NC State at North Carolina
Wake Forest at Virginia Tech
Pitt at Boston College
Virginia at Duke
Clemson at Notre Dame
Syracuse at Louisville

Monday, March 4
Duke at NC State

Tuesday, March 5
Syracuse at Clemson
Virginia Tech at Louisville
Notre Dame at North Carolina
Florida State at Pitt
Georgia Tech at Wake Forest

Monday, March 6
Boston College at Miami

Saturday, March 9
Notre Dame at Virginia Tech
Miami at Florida State
Boston College at Louisville
Clemson at Wake Forest
North Carolina at Duke
NC State at Pitt
Georgia Tech at Virginia

ACC Tournament

Tuesday, March 12
(First Round)
Game #1
Game #2
Game #3

Wednesday, March 13
(Second Round)
Game #4
Game #5
Game #6
Game #7

Thursday, March 14
(Quarterfinals)
Game #8
Game #9
Game #10
Game #11

Friday, March 15
(Semifinals)
Game #12
Game #13

Saturday, March 16
(Finals)
Game #14

ACC Facts and Figures

All-Time Success

■ Current league members have won nearly 25,000 games and have had 821 NBA Draft picks, including 283 firstround selections.

■ All 15 league members have 1,000 or more all-time wins, including 10 schools with 1,500 or more victories.

■ The ACC features four of the eight winningest programs in NCAA history: North Carolina (3rd), Duke (4th), Syracuse (6th) and Notre Dame (8th).

NCAA Tournament Success

■ Teams currently in the ACC have combined to win three of the last eight NCAA National Championships, eight of the last 22 crowns and 17 overall.

■ North Carolina leads the way with six national titles. Duke is next with five, followed by Louisville (2), NC State (2), Syracuse (1) and Virginia (1).

NCAA Champions by Schools Currently in the ACC

Virginia 2019	Duke 1992
North Carolina 2017	Duke 1991
Duke 2015	**Louisville 1986**
Duke 2010	NC State 1983
North Carolina 2009	North Carolina 1982
North Carolina 2005	**Louisville 1980**
Syracuse 2003	NC State 1974
Duke 2001	North Carolina 1957
North Carolina 1993	

■ With 669 wins among its 15 current members, the ACC is the all-time winningest conference in the NCAA Tournament. The ACC also has the highest NCAA Tournament winning percentage (.616).

■ The ACC is 99-52 (.656) in NCAA Tournament play over the last eight tournaments (2015-19, '21-23). The 99 wins are 22 more than any other conference.

■ The ACC is 21-9 in the NCAA Tournament in the last two seasons, best of any major conference. ACC teams have made three Men's Final Four appearances in the last two seasons, matching the total of all other major conferences combined.

■ Five ACC teams claimed NCAA Tournament bids in 2023. This marks the 31st time in the tournament's history that at least five ACC teams have earned berths.

■ At least one ACC team has advanced to the Sweet 16 in 43 straight NCAA Tournaments, which is by far the longest in the history of the NCAA Tournament. No other conference has a streak longer than 22.

■ Since 1985, nearly half of the ACC teams which earned NCAA Tournament bids have reached the Sweet 16 (101 of 209).

■ With 14 victories in 2022, the ACC leads all conferences with 10 or more wins in 18 different NCAA Tournaments.

■ Since 1985, the ACC has produced 32 Final Four teams, six more than any other conference. The ACC has had at least one Final Four team in 25 of the last 34 tournaments.

■ Miami claimed its first Men's Final Four berth in 2023. The Hurricanes were the fifth different ACC program to reach the Men's Final Four since 2015 (Duke, North Carolina, Virginia, Syracuse). That is the most schools of any league in that span.

■ Making its first Men's Final Four appearance, Miami was the 49th ACC team to reach the national semifinals. Twelve of the 15 current ACC schools have reached at least one Men's Final Four.

■ For the 14th time, the ACC was represented at both the Men's and Women's Final Four (Virginia Tech also played in its first Women's Final Four). That is tied for the most of any conference. The ACC was the only league to have a team in both Final Fours this season.

■ The ACC combined to win a record 74 NCAA Tournament games (74-35, .679) over a five-year span from 2015-19, eclipsing the previous mark of 65 set by the ACC from 1989-93 and 2014-18. The 74 wins were 24 more than any other conference.

■ The ACC set an NCAA Tournament record in 2016 by having six teams reach the Sweet 16, breaking the previous record of five set by the ACC in 2015 and the Big East in 2009.

NCAA Tournament - 2015-19

Conference	Record	Pct	Conference	Record	Pct
ACC	**74-35**	**.679**	SEC	40-28	.588
Big Ten	50-33	.602	Big East	30-26	.536
Big 12	43-33	.566	Pac-12	26-21	.553

Top of the Polls

■ The ACC has had at least one team ranked in the top 10 of the final Associated Press poll in 61 of the last 63 seasons.

■ ACC teams have been ranked No. 1 in the AP poll 300 times – by far the most of any conference.

■ Three ACC teams were ranked nationally in the final 2022-23 polls. Miami (3), Duke (18) and Virginia (23) were ranked in the postseason USA Today poll, while Duke (12), UVa (14) and Miami (16) held spots in the final Associated Press rankings in the regular season.

All-Americans

■ Since 1981, the ACC has produced 53 consensus All-Americans – more than any other conference – and has accounted for 21% of the nation's consensus All-Americans (53 of 251).

■ Eight of the last 27 and 10 of the last 31 consensus National Players of the Year have been from the ACC. Since 1975, the ACC has had 17 consensus National Players of the Year - 10 more than any other conference. In addition, 10 of the ACC's 17 National Players of the Year have been unanimous selections.

ACC and the NBA

■ Five Atlantic Coast Conference men's basketball players were selected in the 2023 NBA Draft, which was held at Barclays Center in Brooklyn, New York. Duke freshman center Dereck Lively II was the first ACC player taken off the board as a lottery pick, going No. 12 overall to the Oklahoma City Thunder.

■ Duke freshman guard Dariq Whitehead also was a first-round pick, going No. 22 overall to the Brooklyn Nets. The ACC extended its streak with at least one first-round selection to 35 consecutive years, dating to the 1989 draft.

■ Clemson's Hunter Tyson (No. 37 overall, Oklahoma City) and Miami's Jordan Miller (No. 48 overall, Los Angeles Clippers) and Isaiah Wong (No. 55, Indiana) were selected in the second round.

■ Over the last 10 drafts (2014-23), the ACC leads all conferences with 57 first-round selections. The ACC now has had 33 top 14 selections over the last 14 years and since 1996 leads all conferences with 58 lottery selections.

■ The ACC led all conferences with 84 alumni on 2022 NBA Opening Night rosters. That is the most of any conference. Duke led all ACC programs with 24, while North Carolina had 11, Virginia nine and Florida State eight.

■ During the 2021-22 season, 88 players from ACC schools played in NBA regular-season games, most of any conference.

■ Duke led all schools nationally with 23 alumni in NBA action last season, while North Carolina had 13. Virginia each had 12, while Louisville had eight.

■ Duke's Paolo Banchero was the No. 1 overall pick in the 2022 NBA Draft. The ACC leads all conferences with 12, No. 1 selections in the draft, including two of the last five.

■ Four ACC alumni were voted starters for the NBA AllStar Game: Kyrie Irving (Duke/Dallas), Donovan Mitchell (Louisville/Cleveland), Jayson Tatum (Duke/Boston) and Zion Williamson (Duke/New Orleans).

■ The NBA's Jordan Rising Stars Game featured five ACC alumni: Jose Alvarado (Georgia Tech/New Orleans), Paolo Banchero (Duke/Orlando), AJ Griffin (Duke, Atlanta), Scottie Barnes (Florida State/Toronto), Trey Murphy III (Virginia/New Orleans).

2022-23 Trends

■ 45 of 150 (30%) of regular-season conference games came down to five points or fewer or overtime, including 34 (22.7%) by one possession or overtime.

■ Home teams went 96-54 (64%) in ACC regular-season play this season.

■ The ACC won the 24th annual ACC/Big Ten Challenge, held from Nov. 28-30, taking eight of the 14 matchups. ACC teams won three road games in taking the Challenge for the 13th time. The event will be replaced by the ACC/ SEC Challenge beginning in the 2023-24 school year.



ACC/Big East/American Athletic Honors

All-Atlantic Coast Conference Honors



Montrezl Harrell
ACC Second Team 14-15



Terry Rozier
ACC Second Team 14-15



Damion Lee
ACC Second Team 15-16



Jordan Nwora



Chinanu Onuaku
ACC All-Defensive Team
15-16



Donovan Mitchell
ACC First Team
ACC All-Defensive Team
16-17



Anas Mahmoud
ACC All-Defensive Team
17-18



Jordan Nwora
ACC Third Team & Most
Improved Player, 18-19
ACC First Team 19-20



Carlik Jones
ACC First Team 20-21



Jae'Lyn Withers
ACC All-Freshman Team
20-21

All-Big East/American Athletic Honors



Taquan Dean
Big East Second Team 05-06



David Padgett
Big East
Second Team 06-07
First Team 07-08



Terrence Williams
Big East Second Team
06-07, 07-08
First Team 08-09



Earl Clark
Big East Third Team
08-09



Edgar Sosa
Big East All-Rookie Team
06-07



Samardo Samuels
Big East
All-Rookie Team 08-09
Third Team 09-10



Preston Knowles
Big East
Second Team 10-11



Chane Behanan
Big East All-Rookie Team
11-12



Gorgui Dieng
Big East 1st Team 12-13
Defensive Player of
the Year 12-13



Peyton Siva
Big East 3rd Team 12-13
Scholar Athlete of
the Year 12-13



Russ Smith
Big East First Team
12-13
AAC First Team 13-14



Montrezl Harrell
AAC First Team 13-14
AAC Most Improved
Player 13-14

Conference USA Honors



DeJuan Wheat
All-Conference USA
First Team
1995-96, 96-97



Tick Rogers
Defensive Player
of the Year
1995-96



Alvin Sims
Defensive Player of Year
All-C-USA 2nd Team
1996-97



Nate Johnson
Freshman Player
of the Year
1996-97



Reece Gaines
All-Conference USA
First Team
2001-02, 02-03



Francisco Garcia
All-Conference USA
First Team 03-04, 04-05
Freshman of Year '02-03



Reece Gaines



Nate Johnson



Tick Rogers



Alvin Sims



DeJuan Wheat

All-Conference USA Second Team Selections

1996-97	Alvin Sims
2000-01	Marques Maybin

Third Team Selections

1998-99	Nate Johnson
	Alex Sanders
	Cameron Murray
1999-00	Nate Johnson, Tony Williams
	Marques Maybin
2003-04	Luke Whitehead
2004-05	Taquan Dean

UofL's All-Missouri Valley Conference Honors

Note: Louisville was a member of the Missouri Valley Conference from 1964 to 1975.



Junior Bridgeman
Player of the Year
1973-74, 74-75

Missouri Valley Conference Second-Team Selections

Butch Beard
1967-68

Mike Grosso
1968-69

Al Vilcheck
1970-71

Allen Murphy
1972-73

Junior Bridgeman
1972-73

Allen Murphy
1973-74



John Reuther
1964-65



Wes Unseld
1965-66, 66-67, 67-68



Butch Beard
1966-67, 68-69



Mike Grosso
1969-70



Jim Price
1970-71, 71-72



Ron Thomas
1971-72



Junior Bridgeman
1973-74, 74-75



Allen Murphy
1974-75

Metro Conference Honors



Wes Cox
1976-77



Rick Wilson
1977-78



Darrell Griffith
1977-78, 78-79, 79-80



Derek Smith
1979-80, 80-81



Jerry Eaves
1980-81



Rodney McCray
1982-83



Milt Wagner
1983-84, 85-86



Billy Thompson
1984-85, 85-86



Pervis Ellison
1986-87, 87-88, 88-89



Herbert Crook
1986-87



Felton Spencer
1989-90



LaBradford Smith
1989-90



Clifford Rozier
1992-93, 93-94



Dwayne Morton
1992-93



Greg Minor
1993-94



DeJuan Wheat
1994-95

Metro Conference Second-Team Selections

1976-77	Larry Williams
1978-79	Bobby Turner
	Larry Williams
1979-80	Wiley Brown
1980-81	Rodney McCray
1981-82	Derek Smith
1982-83	Lancaster Gordon
1982-83	Milt Wagner
1983-84	Lancaster Gordon
	Charles Jones
1985-86	Pervis Ellison
1987-88	Herbert Crook
1988-89	Kenny Payne
1990-91	LaBradford Smith
1991-92	Everick Sullivan
	Dwayne Morton
1992-93	Greg Minor
1993-94	Dwayne Morton
	DeJuan Wheat
1994-95	Samaki Walker

metro CONFERENCE®



Darrell Griffith
Frosh of the Year 1976-77
Player of the Year 1979-80



Rick Wilson
Player of the Year
1977-78



Derek Smith
Player of the Year
1980-81



Rodney McCray
Player of the Year
1982-83



Herbert Crook
Player of the Year
1986-87



Pervis Ellison
Co-Player of the Year
1987-88



Clifford Rozier
Player of the Year
1992-93, 93-94

UofL NCAA Tournament Leaders

NCAA Scoring (Single Game)

1.	Junior Bridgeman (1975 vs. Rutgers)	36
2.	Darrell Griffith (1980 vs. Iowa)	34
3.	DeJuan Wheat (1996 vs. Tulsa)	33
	Allen Murphy (1975 vs. UCLA)	33
5.	Russ Smith (2013 vs. Oregon)	31
	Edgar Sosa (2007 vs. Texas A&M)	31
7.	Jim Price (1972 vs. UCLA)	30
8.	DeJuan Wheat (1995 vs. Memphis)	28
	John Turner (1961 vs. Morehead St.)	28
10.	Russ Smith (2013 vs. Colorado State)	27
	Francisco Garcia (2005 vs. La.-Lafayette)	27
	John Reuther (1964 vs. Ohio State)	27

NCAA Scoring (Single Season)

1.	Russ Smith (2013)	134
2.	Darrell Griffith (1980)	116
3.	Billy Thompson (1986)	110
4.	Don Goldstein (1959)	107
5.	Jim Price (1972)	103
6.	Junior Bridgeman (1975)	102
	Allen Murphy (1975)	102
8.	Herbert Crook (1986)	97
9.	Pervis Ellison (1986)	93
10.	Milt Wagner (1986)	91

NCAA Scoring (Career)

1.	Russ Smith	248
2.	Milt Wagner	224
3.	Pervis Ellison	203
	Darrell Griffith	203
5.	Lancaster Gordon	186
6.	DeJuan Wheat	155
7.	John Turner	148
8.	Herbert Crook	147
9.	Billy Thompson	144
10.	Charles Jones, Allen Murphy	141

^59 assists later vacated by the NCAA; + later vacated by the NCAA

NCAA Assists (Single Game)

1.	Phillip Bond (1977 vs. UCLA)	14
2.	Keith Williams (1988 vs. BYU)	12
3.	Milt Wagner (1986 vs. LSU)	11
4.	Milt Wagner (1986 vs. Auburn)	9
	Junior Bridgeman (1975 vs. Syracuse)	9
6.	Peyton Siva (2013 vs. N. Carolina A&T) +	8
	DeJuan Wheat (1997 vs. N. Carolina)	8
	Keith Williams (1990 vs. Ball State)	8
	Pervis Ellison (1989 vs. Arkansas)	8
	LaBradford Smith (1989 vs. Ark.)	8
	Darrell Griffith (1980 vs. Kansas St.)	8
	Phillip Bond (1975 vs. UCLA)	8
	Phillip Bond (1975 vs. Syracuse)	8
	Wes Unseld (1968 vs. Kansas St.)	8

NCAA Assists (Single Season)

1.	Phillip Bond (1975)	35
2.	Milt Wagner (1986)	34
3.	Peyton Siva (2012) +	31
4.	Peyton Siva (2013) +	28
5.	Junior Bridgeman (1975)	27
6.	Darrell Griffith (1980)	26
7.	Billy Thompson (1986)	24
8.	DeJuan Wheat (1997), Keith Williams (1988)	20
10.	Terry Rozier (2015), Francisco Garcia (2005)	19

NCAA Assists (Career)

1.	Milt Wagner	69
2.	Peyton Siva ^	67
3.	Phillip Bond	49
4.	DeJuan Wheat	44
5.	Keith Williams	41
6.	Terrence Williams	39
7.	Darrell Griffith	38
8.	Peyton Siva	35
9.	LaBradford Smith	34
10.	Junior Bridgeman	33

NCAA Rebounding (Single Game)

1.	Wes Unseld (1968 vs. Houston)	22
2.	Wes Unseld (1968 vs. Kansas State)	19
3.	Bob Lochmueller (1951 vs. Kentucky)	18
4.	Wes Unseld (1967 vs. Kansas)	17
5.	Wesley Cox (1975 vs. UCLA)	16
6.	Pervis Ellison (1989 vs. Arkansas)	15
	Junior Bridgeman (1975 vs. UCLA)	15
	John Turner (1961 vs. Ohio State)	15
9.	Terry Rozier (2015 vs. NC State)	14
	Clifford Rozier (1994 vs. Boise State)	14
	Pervis Ellison (1988 vs. Oklahoma)	14
	Ron Thomas (1972 vs. Kansas State)	14

NCAA Rebounding (Single Season)

1.	Pervis Ellison (1986)	57
2.	Don Goldstein (1959)	50
3.	Herbert Crook (1986)	49
4.	Junior Bridgeman (1975)	48
5.	Billy Thompson (1986)	47
6.	Wesley Cox (1975)	46
7.	Gorgui Dieng (2013)	44
	Gorgui Dieng (2012)	44
	Ellis Myles (2005)	44
	Bill Bunton (1975)	44

NCAA Rebounding (Career)

1.	Pervis Ellison	121
2.	Rodney McCray	98
3.	Gorgui Dieng	90
4.	Charles Jones	79
5.	Derek Smith	79
6.	John Turner	78
7.	Chane Behanan +	77
8.	Montrezl Harrell	76
9.	Wesley Cox	75
10.	Earl Clark	73

NCAA Blocks (Single Game)

1.	Gorgui Dieng (2012 vs. Michigan State)	7
	Pervis Ellison (1989 vs. Illinois)	7
3.	Montrezl Harrell (2014 vs. Manhattan)	4
	Gorgui Dieng (2013 vs. Duke)	4
	Gorgui Dieng (2013 vs. Oregon)	4
	Gorgui Dieng (2012 vs. Kentucky)	4
	Terrance Farley (2007 vs. Texas A&M)	4
	Francisco Garcia (2005 vs. Georgia Tech)	4
	Clifford Rozier (1994 vs. Minnesota)	4
	Tony Kimbro (1989 vs. Illinois)	4
	Pervis Ellison (1988 vs. Oklahoma)	4
	Charles Jones (1981 vs. Arkansas)	4

NCAA Blocks (Single Season)

1.	Gorgui Dieng (2012)	17
2.	Gorgui Dieng (2013)	15
3.	Pervis Ellison (1989)	13
4.	Pervis Ellison (1986)	11
5.	Francisco Garcia (2005)	10
6.	Billy Thompson (1986)	9
7.	Pervis Ellison (1988)	8
8.	Earl Clark (2006), Clifford Rozier (1994),	7
	Tony Kimbro (1989), Scooter McCray ('83)	7
	Rodney McCray ('80), Mangok Mathiang ('15)	7

NCAA Blocks (Career)

1.	Gorgui Dieng	34
2.	Pervis Ellison	32
3.	Charles Jones	16
4.	Mangok Mathiang	14
5.	Francisco Garcia	12
	Rodney McCray	12
	Scooter McCray	12
	Billy Thompson	12
9.	Montrezl Harrell, Tony Kimbro	11

NCAA Steals (Single Game)

1.	Russ Smith (2013 vs. North Carolina A&T)	8
2.	Andre McGee (2008 vs. Oklahoma)	5
	DeJuan Wheat (1996 vs. Tulsa)	5
	Charles Jones (1982 vs. Minnesota)	5
5.	15 tied at	4
	latest: Terry Rozier + (2015 vs. Michigan St.)	

NCAA Steals (Single Season)

1.	Russ Smith (2013)	15
2.	Peyton Siva (2013) +	14
3.	Lancaster Gordon (1983)	11
4.	Andre McGee (2008)	10
	Tick Rogers (1996)	10
6.	Charles Jones (1984)	9
	Charles Jones (1982)	9
8.	Pervis Ellison (1986)	8
9.	Terry Rozier (2015), Luke Hancock (2014)	7
	Gorgui Dieng (2012), Russ Smith (2012),	
	Ellis Myles (2005), Alvin Sims (1996),	
	Scooter McCray (1983), Jerry Eaves (1982)	

NCAA Steals (Career)

1.	Russ Smith	25
2.	Charles Jones	24
3.	Andre McGee	20
4.	Peyton Siva <	19
	Lancaster Gordon	19
6.	Milt Wagner	17
	Tick Rogers	17
8.	Jerry Smith	15
	Rodney McCray	15
	LaBradford Smith	15

< 17 steals later vacated by NCAA

Cardinals on NCAA All-Final Four Teams

Don Goldstein	1959	Pervis Ellison *	1986
Jim Price	1972	Billy Thompson	1986
Allen Murphy	1975	Luke Hancock *	2013
Darrell Griffith *	1980	Peyton Siva +	2013
Rodney McCray	1980	**Most Valuable Player*	
Milt Wagner	1983	*+later vacated by NCAA*	

Cardinals on NCAA All-Region Teams

Don Goldstein ..... 1959 (Southeast)
John Turner ..... 1961 (Southeast)
Wes Unseld ..... 1967 (Midwest)
Butch Beard ..... 1968 (Midwest)
Wes Unseld ..... 1968 (Midwest)
Jim Price* 1972 (Midwest)
Ron Thomas ..... 1972 (Midwest)
Allen Murphy ..... 1974 (Midwest)
Phil Bond* ..... 1975 (Midwest)
Junior Bridgeman ..... 1975 (Midwest)
Rick Wilson ..... 1978 (Midwest)
Darrell Griffith* ..... 1980 (Midwest)
Wiley Brown ..... 1980 (Midwest)
Lancaster Gordon ..... 1982 (Southeast)
Charles Jones ..... 1982 (Southeast)
Derek Smith ..... 1982 (Southeast)
Lancaster Gordon ..... 1983 (Southeast)
Scooter McCray ..... 1983 (Southeast)
Lancaster Gordon ..... 1984 (Southeast)
Herbert Crook ..... 1986 (West)
Pervis Ellison ..... 1986 (West)
Billy Thompson ..... 1986 (West)
Alex Sanders ..... 1997 (East)
Larry O'Bannon* ..... 2005 (Albuquerque)
Taquan Dean ..... 2005 (Albuquerque)
Francisco Garcia ..... 2005 (Albuquerque)
Earl Clark 2008 (East)
Jerry Smith ..... 2008 (East)
Earl Clark 2009 (Midwest)
Chane Behanan *+ ..... 2012 (West)
Peyton Siva + ... 2012 (West)
Gorgui Dieng ..... 2012 (West)
Russ Smith * ..... 2013 (Midwest)
Peyton Siva + ... 2013 (Midwest)
Gorgui Dieng ..... 2013 (Midwest)
Montrezl Harrell ..... 2015 (East)
Terry Rozier + ... 2015 (East)

**Most Valuable Player +later vacated by NCAA*

UofL NCAA Tournament Team Leaders

Points
103 vs. Arizona, 3/27/09 (UL 103, Arizona 64)
98 vs. Oklahoma, 3/24/88 (Okla. 108, UL 98)
97 vs. BYU, 3/19/88 (UL 97, BYU 76)
96 vs. Maryland, 3/22/75 (UL 96, Maryland 82)
96 vs. Syracuse (ot), 3/31/75 (UL 96, SU 88)

Field Goals
40 vs. Oklahoma, 3/24/88 (40/69)
39 vs. DePaul (2ot), 3/17/78 (39/79)
39 vs. Syracuse (ot), 3/31/75 (39/72)
39 vs. Maryland, 3/22/75 (39/73)
38 vs. Arizona, 3/27/09 (38/66)
38 vs. LSU, 3/29/86 (38/68)
38 vs. Kansas St., 3/16/68 (38/69)
38 vs. Morehead St., 3/18/61 (38/81)

Field Goal Attempts
85 vs. Kentucky, 3/20/51 (31/85)
81 vs. Morehead St., 3/18/61 (38/81)
80 vs. Houston, 3/15/68 (32/80)
79 vs. DePaul (2ot), 3/17/78 (39/79)
78 vs. North Carolina, 3/25/75 (32/78)

Field Goal Percentage
.604 vs. UAB, 3/20/82 (29/48)
.600 vs. Middle Tennessee St., 3/13/82 (30/50)
.597 vs. Drexel, 3/13/86 (37/62)
.596 vs. Iowa, 3/20/80 (28/47)
.596 vs. Kentucky (ot), 3/26/83 (34/57)

Three-Point Field Goals
14 vs. Arizona, 3/27/09 (14/29)
12 vs. Boise State, 3/21/08 (12/24)
11 vs. West Virginia, 3/26/05 (11/28)
11 vs. Washington, 3/24/05 (11/26)
11 vs. Butler, 3/23/03 (11/25)
11 vs. Minnesota, 3/20/94 (11/24)
11 vs. North Carolina, 2/23/97 (11/34)

Three-Point Field Goal Att.
34 vs. North Carolina, 3/23/97 (11/34)
32 vs. Xavier, 3/19/04 (10/32)
31 vs. Memphis, 3/17/95 (10/31)
29 vs. Arizona, 3/27/09 (14/29)
28 vs. West Virginia, 3/26/05 (11/28)
28 vs. Villanova, 3/17/96 (7/28)

Three-Point Field Goal Pct.
.529 vs. Oklahoma, 3/23/08 (9/17)
.500 vs. Michigan, 4/8/13 (8/16) *
.500 vs. Boise State, 3/21/08 (12/24)
.500 vs. Delaware, 3/19/93 (5/10)
.483 vs. Arizona, 3/27/09 (14/29)

Free Throws
28 vs. North Carolina, 3/20/86 (28/33)
27 vs. North Carolina, 3/25/72 (27/37)
27 vs. Tulsa (ot), 3/15/96 (27/37)
26 vs. Davidson, 3/15/12 (26/36) *
26 vs. LSU, 3/16/80 (26/39)
26 vs. St. John's, 3/12/78 (26/31)
26 vs. Kentucky, 3/13/59 (26/33)

Free Throw Attempts
39 vs. LSU, 3/16/80 (26/39)
37 vs. Tulsa (ot), 3/15/96 (27/37)
37 vs. Arkansas, 3/17/89 (24/37)
37 vs. North Carolina, 3/25/72 (27/37)
37 vs. Eastern Kentucky, 3/10/59 (21/37)

Free Throw Percentage
.929 vs. Arizona, 3/27/09 (13/14)
.913 vs. Oklahoma St., 3/21/93 (21/23)
.905 vs. Duke, 3/31/86 (19/21)
.895 vs. South Alabama, 3/10/79 (17/19)
.895 vs. Rutgers, 3/15/75 (17/19)

Rebounds
53 vs. Syracuse (ot), 3/31/75
50 vs. Eastern Kentucky, 3/10/59
50 vs. Houston, 3/15/68
49 vs. Morehead St., 3/18/61
48 vs. Kentucky, 3/20/51

Assists (since 1975)
32 vs. Syracuse (ot), 3/31/75
29 vs. Arizona, 3/27/09
29 vs. BYU, 3/19/88
28 vs. Arkansas, 3/18/89
26 vs. LSU, 3/29/86

Fewest Turnovers (since 1975)
5 vs. NC State, 3/27/15
5 vs. Illinois, 4/2/05
6 vs. Jacksonville State, 3/17/17
6 vs. Manhattan, 3/20/14 *
6 vs. Florida, 3/24/12 *
6 vs. BYU, 3/19/88
6 vs. Wake Forest, 3/21/96

Blocked Shots (since 1980)
13 vs. Illinois, 3/24/89
9 vs. Duke, 3/31/13
8 vs. Southern Miss, 3/13/94
8 vs. Arkansas, 3/17/89
8 vs. Tulsa, 3/18/84
8 vs. Arkansas, 3/14/81

Steals (since 1980)
20 vs. North Carolina A&T, 3/21/13 *
18 vs. Tulsa (ot), 3/15/96
14 vs. Morehead State, 3/17/11
13 vs. Duke, 3/31/86
12 vs. Austin Peay, 3/21/03
12 vs. North Carolina, 3/23/97
12 vs. Minnesota, 3/18/82
12 vs. Middle Tennessee State, 3/13/82

Fewest Points
46 vs. Georgetown, 3/27/82 (GU 50, UL 46)
52 vs. Michigan State, 3/29/09 (MSU 64, UL 52)
55 vs. Ohio State, 3/17/61 (Ohio St. 56, UL 55)
56 vs. Memphis, 3/17/95 (Memphis 77, UL 56)
57 vs. UC Irvine, 3/20/15 (UL 57, UC Irvine 55) *
57 vs. Michigan State, 3/22/12 (UL 57, MSU 44) *
57 vs. Illinois, 4/2/05 (Illinois 72, UL 57)

Fewest Field Goals
16 vs. Minnesota, 3/20/94 (16/39)
18 vs. Michigan State, 3/29/09 (18/47)
19 vs. New Mexico, 3/16/97 (19/49)
19 vs. UMass, 3/14/97 (19/42)
19 vs. Georgetown, 3/27/82 (19/48)

Fewest Field Goal Attempts
39 vs. Minnesota, 3/20/94 (16/39)
42 vs. Georgia Tech, 3/20/05 (22/42)
42 vs. UMass, 3/14/97 (19/42)
43 vs. Minnesota, 3/18/82 (25/43)
45 vs. Tulsa, 3/18/84 (23/45)
45 vs. Texas A&M, 3/17/07 (19/41)

Lowest Field Goal Pct.
.317 vs. Ohio St., 3/17/61 (20/63)
.333 vs. Wake Forest, 3/21/96 (23/69)
.345 vs. Memphis, 3/17/95 (20/58)
.359 vs. Michigan State, 3/29/15 (23/64) *
.364 vs. Manhattan, 3/20/14 (20/68) *

Fewest 3-Point Field Goals
1 vs. Davidson, 3/15/12 (1/5) *
1 vs. Arkansas, 3/18/89 (1/5)
1 vs. Arkansas Litle Rock, 3/16/89 (1/3)
1 vs. Oregon State, 3/17/88 (1/7)
2 vs. Duke, 3/31/13 (2/13) *
2 vs. Gonzaga, 3/16/00 (2/17)
2 vs. Southern Miss, 3/13/94 (2/15)
2 vs. Idaho, 3/15/90 (2/7)

Fewest 3-Point Field Goal Attempts
3 vs. Arkansas Little Rock, 3/16/89 (1/3)
5 vs. Arkansas, 3/18/89 (1/5)
7 vs. Idaho, 3/15/90 (2/7)
7 vs. Oregon St., 3/17/88 (1/7)
9 vs. Colorado State, 3/23/13 (5/9) *
9 vs. BYU, 3/19/88 (4/9)

Lowest Three-Point Field Goal Pct.
.118 vs. Gonzaga, 3/16/00 (2/17)
.143 vs. Oregon St., 3/17/88 (1/7)
.154 vs. Duke, 3/31/13 (2/13) *
.158 vs. Wake Forest, 3/21/96 (3/19)
.188 vs. Ball St., 3/17/90 (3/16)

Fewest Free Throws
4 vs. Butler, 3/23/03 (4/4)
5 vs. California, 3/19/10 (5/9)
5 vs. Oklahoma, 3/23/08 (5/15)
5 vs. Creighton, 3/11/99 (5/9)
5 vs. Arkansas, 3/24/83 (5/10)
5 vs. SMU, 3/17/67 (5/14)

Fewest Free Throw Attempts
4 vs. Butler, 3/23/03 (4/4)
6 vs. UC Irvine, 3/20/15 (6/6) *
9 vs. California, 3/19/10 (5/9)
9 vs. Creighton, 3/11/99 (5/9)
9 vs. Memphis, 3/17/95 (6/9)

Lowest Free Throw Percentage
.333 vs. Kentucky, 3/20/51 (6/18)
.357 vs. SMU, 3/17/67 (5/14)
.462 vs. Siena, 3/22/09 (6/13)
.500 vs. Arkansas, 3/24/83 (5/10)
.520 vs. Delaware, 3/19/93 (13/25)

Fewest Rebounds
24 vs. Arkansas, 3/24/83
24 vs. Middle Tennessee State, 3/13/82
25 vs. UC Irvine, 3/20/15 *
25 vs. New Mexico, 3/17/12 *
25 vs. Villanova, 3/17/96
25 vs. Creighton, 3/16/74

Fewest Assists (since 1975)
5 vs. St. John's, 3/112/78
5 vs. Texas A&M, 3/17/07
8 vs. Duke, 3/31/13 *
8 vs. Davidson, 3/15/12 *
9 vs. UC Irvine, 3/20/15
9 vs. New Mexico, 3/17/12 *
9 vs. Memphis, 3/17/95
9 vs. Arizona, 3/24/94
9 vs. Georgetown, 3/27/82

Most Turnovers (since 1975)
33 vs. Syracuse (ot), 3/31/75
25 vs. South Alabama, 3/10/79
24 vs. Duke, 3/31/86
22 vs. Oklahoma, 3/24/88
22 vs. Tulsa, 3/18/84
22 vs. UAB, 3/20/82

** later vacated by NCAA*

NCAA Champions

Year	Champion	Score	Runner-Up	Third Place	Fourth Place	Site of Final Four	Coach of Championship Team	Outstanding Player Award
1939	Oregon	46-33	Ohio State	*Oklahoma	*Villanova	Evanston, Ill.	Howard Hobson, Oregon	None Selected
1940	Indiana	60-42	Kansas	*Duquesne	*Southern Cal	Kansas City, Mo.	Branch McCracken, Indiana	Marvin Huffman, Indiana
1941	Wisconsin	39-34	Washington St.	*Pittsburgh	*Arkansas	Kansas City, Mo.	Harold Foster, Wisconsin	John Kotz, Wisconsin
1942	Stanford	53-38	Dartmouth	*Colorado	*Kentucky	Kansas City, Mo.	Everett Dean, Stanford	Howard Dallmar, Stanford
1943	Wyoming	46-34	Georgetown	*Texas	*DePaul	New York City	Everett Shelton, Wyoming	Ken Sailors, Wyoming
1944	Utah	42-40 +	Dartmouth	*Iowa State	*Ohio State	New York City	Vadal Peterson, Utah	Arnold Ferrin, Utah
1945	Oklahoma State	49-45	New York U.	*Arkansas	*Ohio State	New York City	Henry Iba, Oklahoma State	Bob Kurland, Oklahoma State
1946	Oklahoma State	43-40	North Carolina	Ohio State	California	New York City	Henry Iba, Oklahoma State	Bob Kurland, Oklahoma State
1947	Holy Cross	58-47	Oklahoma	Texas	CCNY	New York City	Alvin Julian, Holy Cross	George Kraftan, Holy Cross
1948	Kentucky	58-42	Baylor	Holy Cross	Kansas State	New York City	Adolph Rupp, Kentucky	Alex Groza, Kentucky
1949	Kentucky	46-36	Oklahoma State	Illinois	Oregon State	Seattle, Wash.	Adolph Rupp, Kentucky	Alex Groza, Kentucky
1950	CCNY	71-68	Bradley	N. Carolina St.	Baylor	New York City	Nat Holman, CCNY	Irwin Dambrot, CCNY
1951	Kentucky	68-58	Kansas State	Illinois	Oklahoma State	Minneapolis, Minn.	Adolph Rupp, Kentucky	None Selected
1952	Kansas	80-63	St. John's	Illinois	Santa Clara	Seattle, Wash.	Forrest Allen, Kansas	Clyde Lovellette, Kansas
1953	Indiana	69-68	Kansas	Washington	Louisiana State	Kansas City, Mo.	Branch McCracken, Indiana	B.H. Born, Kansas
1954	LaSalle	92-76	Bradley	Penn State	Southern Cal	Kansas City, Mo.	Kenneth Loeffler, La Salle	Tom Gola, La Salle
1955	San Francisco	77-63	LaSalle	Colorado	Iowa	Kansas City, Mo.	Phil Woolpert,San Francisco	Bill Russell, San Francisco
1956	San Francisco	83-71	Iowa	Temple	Sou. Methodist	Evanston, Ill.	Phil Woolpert,San Francisco	Hal Lear, Temple
1957	North Carolina	54-53 $	Kansas	San Francisco	Michigan State	Kansas City, Mo.	Frank McGuire, N. Carolina	Wilt Chamberlain, Kansas
1958	Kentucky	84-72	Seattle	Temple	Kansas State	Louisville, Ky.	Adolph Rupp, Kentucky	Elgin Baylor, Seattle
1959	California	71-70	West Virginia	Cincinnati	**Louisville**	Louisville, Ky.	Pete Newell, California	Jerry West, West Virginia
1960	Ohio State	75-55	California	Cincinnati	New York U.	San Francisco, Ca.	Fred Taylor, Ohio State	Jerry Lucas, Ohio State
1961	Cincinnati	70-65 +	Ohio State	St. Joseph's **	Utah	Kansas City, Mo.	Edwin Jucker, Cincinnati	Jerry Lucas, Ohio State
1962	Cincinnati	71-59	Ohio State	Wake Forest	UCLA	Louisville, Ky.	Edwin Jucker, Cincinnati	Paul Hogue, Cincinnati
1963	Loyola Chicago	60-58 +	Cincinnati	Duke	Oregon State	Louisville, Ky.	George Ireland,Loyola(Ill.)	Art Heyman, Duke
1964	UCLA	98-83	Duke	Michigan	Kansas State	Kansas City, Mo.	John Wooden, UCLA	Walt Hazzard, UCLA
1965	UCLA	91-80	Michigan	Princeton	Wichita State	Portland, Oregon	John Wooden, UCLA	Bill Bradley, Princeton
1966	Texas El-Paso	72-65	Kentucky	Duke	Utah	College Park, Md.	Don Haskins, Texas-El Paso	Jerry Chambers, Utah
1967	UCLA	79-64	Dayton	Houston	North Carolina	Louisville, Ky.	John Wooden, UCLA	Lew Alcindor, UCLA
1968	UCLA	78-55	North Carolina	Ohio State	Houston	Los Angeles, Calif.	John Wooden, UCLA	Lew Alcindor, UCLA
1969	UCLA	92-72	Purdue	Drake	North Carolina	Louisville, Ky.	John Wooden, UCLA	Lew Alcindor, UCLA
1970	UCLA	80-69	Jacksonville	New Mexico St.	St. Bonaventure	College Park, Md.	John Wooden, UCLA	Sidney Wicks, UCLA
1971	UCLA	68-62	Villanova **	Western Kentucky**	Kansas	Houston, Tx.	John Wooden, UCLA	***Vacated
1972	UCLA	81-76	Florida State	North Carolina	**Louisville**	Los Angeles, Calif.	John Wooden, UCLA	Bill Walton, UCLA
1973	UCLA	87-66	Memphis State	Indiana	Providence	St. Louis, Mo.	John Wooden, UCLA	Bill Walton, UCLA
1974	N. Carolina St.	76-64	Marquette	UCLA	Kansas	Greensboro, N.C.	Norm Sloan, N.C. State	David Thompson, N.C. State
1975	UCLA	92-85	Kentucky	**Louisville**	Syracuse	San Diego, Calif.	John Wooden, UCLA	Richard Washington, UCLA
1976	Indiana	86-68	Michigan	UCLA	Rutgers	Philadelphia, Pa.	Bobby Knight, Indiana	Kent Benson, Indiana
1977	Marquette	67-59	North Carolina	Nev.-Las Vegas	UNC-Charlotte	Atlanta, Ga.	Al McGuire, Marquette	Butch Lee, Marquette
1978	Kentucky	94-88	Duke	Arkansas	Notre Dame	St, Louis, Mo.	Joe B. Hall, Kentucky	Jack Givens, Kentucky
1979	Michigan State	75-64	Indiana State	DePaul	Penn	Salt Lake City,Utah	Jud Heathcote, Michigan St.	Earvin Johnson, Michigan St.
1980	**Louisville**	59-54	UCLA **	Purdue	Iowa	Indianapolis, Ind.	**Denny Crum, Louisville**	**Darrell Griffith, Louisville**
1981	Indiana	63-50	North Carolina	Virginia	Louisiana State	Philadelphia, Pa.	Bobby Knight, Indiana	Isiah Thomas, Indiana
1982	North Carolina	63-62	Georgetown	***Louisville**	*Houston	New Orleans, La.	Dean Smith, North Carolina	James Worthy, North Carolina
1983	N. Carolina St.	54-52	Houston	***Louisville**	*Georgia	Alburquerque, N.M.	Jim Valvano, N.C. State	Akeem Olajuwon, Houston
1984	Georgetown	84-75	Houston	*Virginia	*Kentucky	Seattle, Wash.	John Thompson, Georgetown	Patrick Ewing, Georgetown
1985	Villanova	66-64	Georgetown	*Memphis State **	*St. John's	Lexington, Ky.	Rollie Massimino, Villanova	Ed Pickney, Villanova
1986	**Louisville**	72-69	Duke	*Kansas	*Louisiana St.	Dallas, Texas	**Denny Crum, Louisville**	**Pervis Ellison, Louisville**
1987	Indiana	74-73	Syracuse	*Nev.-Las Vegas	*Providence	New Orleans, La.	Bobby Knight, Indiana	Keith Smart, Indiana
1988	Kansas	83-79	Oklahoma	*Duke	*Arizona	Kansas City, Mo.	Larry Brown, Kansas	Danny Manning, Kansas
1989	Michigan	80-79 +	Seton Hall	*Illinois	*Duke	Seattle, Wash.	Steve Fisher, Michigan	Glen Rice, Michigan
1990	Nev.-Las Vegas	103-73	Duke	*Georgia Tech	*Arkansas	Denver, Colo.	Jerry Tarkanian, UNLV	Anderson Hunt, UNLV
1991	Duke	72-65	Kansas	*Nev.-Las Vegas	*North Carolina	Indianapolis, Ind.	Mike Krzyzewski, Duke	Christian Laettner, Duke
1992	Duke	71-51	Michigan	*Indiana	*Cincinnati	Minneapolis, Minn.	Mike Krzyzewski, Duke	Bobby Hurley, Duke
1993	North Carolina	77-71	Michigan	*Kansas	*Kentucky	New Orleans, La.	Dean Smith, North Carolina	Donald Williams, N. Carolina
1994	Arkansas	76-72	Duke	*Arizona	*Florida	Charlotte, N.C.	Nolan Richardson, Arkansas	Corliss Williamson, Arkansas
1995	UCLA	89-78	Arkansas	*North Carolina	*Oklahoma State	Seattle, Wash.	Jim Harrick, UCLA	Ed O'Bannon, UCLA
1996	Kentucky	76-67	Syracuse	*Massachusetts **	*Mississippi State	East Rutherford,N.J.	Rick Pitino, Kentucky	Tony Delk, Kentucky
1997	Arizona	84-79 +	Kentucky	*Minnesota **	*North Carolina	Indianapolis, Ind.	Lute Olsen, Arizona	Miles Simon, Arizona
1998	Kentucky	78-69	Utah	*Stanford	*North Carolina	San Antonio, Texas	Tubby Smith, Kentucky	Jeff Sheppard, Kentucky
1999	Connecticut	77-74	Duke	*Michigan State	*Ohio State	St. Petersburg, Fla.	Jim Calhoun, Connecticut	Richard Hamilton, Connecticut
2000	Michigan State	89-76	Florida	*Wisconsin	*North Carolina	Indianapolis, Ind.	Tom Izzo, Michigan State	Mateen Cleaves, Michigan State
2001	Duke	82-72	Arizona	*Maryland	*Michigan State	Minneapolis, Minn.	Mike Krzyzewski, Duke	Shane Battier, Duke
2002	Maryland	64-52	Indiana	*Kansas	*Oklahoma	Atlanta, Ga.	Gary Williams, Maryland	Juan Dixon, Maryland
2003	Syracuse	81-78	Kansas	*Marquette	*Texas	New Orleans, La.	Jim Boeheim, Syracuse	Carmelo Anthony, Syracuse
2004	Connecticut	82-73	Duke	*Oklahoma State	*Georgia Tech	San Antonio, Texas	Jim Calhoun, Connecticut	Emeka Okafor, Connecticut
2005	North Carolina	75-70	Illinois	***Louisville**	*Michigan State	St. Louis, Mo.	Roy Williams, North Carolina	Sean May, North Carolina
2006	Florida	73-57	UCLA	*LSU	*George Mason	Indianapolis, Ind.	Billy Donovan, Florida	Joakim Noah, Florida
2007	Florida	84-75	Ohio State	*Georgetown	*UCLA	Atlanta, Ga.	Billy Donovan, Florida	Corey Brewer, Florida
2008	Kansas	75-68 +	Memphis **	*UCLA	*North Carolina	San Antonio, Texas	Bill Self, Kansas	Mario Chalmers, Kansas
2009	North Carolina	89-72	Michigan State	*Villanova	*Connecticut	Detroit, Mich.	Roy Williams, North Carolina	Ty Lawson, North Carolina
2010	Duke	61-59	Butler	*Michigan State	*West Virginia	Indianapolis, Ind.	Mike Krzyzewski, Duke	Kyle Singler, Duke
2011	Connecticut	53-41	Butler	*Va. Commonwealth	*Kentucky	Houston, Texas	Jim Calhoun, Connecticut	Kemba Walker, Connecticut
2012	Kentucky	67-59	Kansas	***Louisville** **	*Ohio State	New Orleans, La.	John Calipari, Kentucky	Anthony Davis, Kentucky
2013	**Louisville** **	82-76	Michigan	*Syracuse	*Wichita State	Atlanta, Ga.	**Rick Pitino, Louisville**	**Luke Hancock, Louisville**
2014	Connecticut	60-54	Kentucky	*Florida	*Wisconsin	Arlington, Texas	Kevin Ollie, Connecticut	Shabazz Napier, Connecticut
2015	Duke	68-63	Wisconsin	*Michigan State	*Kentucky	Indianapolis, Ind.	Mike Krzyzewski, Duke	Tyus Jones, Duke
2016	Villanova	77-74	North Carolina	*Syracuse	*Oklahoma	Houston, Texas	Jay Wright, Villanova	Ryan Arcidiacono, Villanova
2017	North Carolina	71-65	Gonzaga	*Oregon	*South Carolina	Phoenix, Ariz.	Roy Williams, North Carolina	Joel Berry II, North Carolina
2018	Villanova	79-62	Michigan	*Kansas	*Loyola Chicago	San Antonio, Texas	Jay Wright, Vilanova	Donte DiVincenzo, Villanova
2019	Virginia	85-77	Texas Tech	*Michigan State	*Auburn	Minneapolis, Minn.	Tony Bennett, Virginia	Kyle Guy, Virginia
2020	*cancelled due to COVID-19 pandemic*							
2021	Baylor	86-70	Gonzaga	*UCLA	*Houston	Indianapolis, Ind.	Scott Drew, Baylor	Jared Butler, Baylor
2022	Kansas	72-69	North Carolina	*Duke	*Villanova	New Orleans, La.	Bill Self, Kansas	Ochai Agbaji, Kansas
2023	UConn	76-59	San Diego State	*Miami	*Florida Atlantic	Houston, Texas	Dan Hurley, UConn	Adama Sonogo, UConn

*Tied for third place | +Overtime | $Three overtimes | **Later vacated

2024 NCAA Championship Dates and Site

Date	Round	Site	Facility	Host
March 19/20	First Four	Dayton, OH	UD Arena	University of Dayton
March 21/23	1st/2nd/Rounds	Charlotte, NC	Spectrum Center	University of North Carolina at Charlotte
March 21/23	1st/2nd/Rounds	Omaha, NE	CHI Health Center	Creighton University
March 21/23	1st/2nd/Rounds	Pittsburgh, PA	PPG Paints Arena	Duquesne University
March 21/23	1st/2nd/Rounds	Salt Lake City, UT	Vivint Smart Home Arena	University of Utah
March 22/24	1st/2nd/Rounds	Brooklyn, NY	Barclays Center	Atlantic 10 Conference
March 22/24	1st/2nd/Rounds	Indianapolis, IN	Gainbridge Fieldhouse	IUPUI/Horizon League
March 22/24	1st/2nd/Rounds	Spokane, WA	Spokane Veterans Memorial Arena	University of Idaho
March 22/24	1st/2nd/Rounds	Memphis, TN	FedExForum	University of Memphis
March 28/30	East Regional	Boston, MA	TD Garden	Boston College
March 28/30	West Regional	Los Angeles, CA	Crypto.com Arena	Pepperdine University
March 29/31	South Regional	Dallas, TX	American Airlines Arena	Big 12 Conference
March 29/31	Midwest Regiona	Detroit, MI	Little Caesars Arena	University of Detroit Mercy/Oakland Univ.
April 6/8	Final Four	Phoenix, AZ	State Farm Stadium	Arizona State University

Future Final Four Sites

2025
April 5/7
Alamodome
San Antonio, TX

2026
April 4/6
Lucas Oil Stadium
Indianapolis, IN

2027
April 3/5
Ford Field
Detroit, MI



2023-24 LOUISVILLE BASKETBALL

Cardinal Tradition

Louisville Basketball Tradition

Basketball is special to Kentuckians. The sport permeates everyday life from offices to farmlands, from coal mines to neighborhood drug stores. It is more than just a sport played in the cold winter months. It is a source of pride filled year-round with anticipation, hope and celebration. Kentuckians love their basketball, and the tradition-rich University of Louisville program has supplied its fans with one of the nation's finest products for decades.

Legendary coach Bernard "Peck" Hickman, a Basketball Hall of Fame nominee, arrived on the UofL campus in 1944 to begin a remarkable string of 46 consecutive winning seasons. For 23 seasons, Hickman laid an impressive foundation for UofL.

John Dromo, an assistant coach under Hickman for 19 years, continued the Louisville program in outstanding fashion following Hickman's retirement. For 30 years, Denny Crum followed the same path of success that Hickman and Dromo both walked, guiding the Cardinals to even higher acclaim.

Coach Rick Pitino energized a re-emergence in building upon the rich UofL tradition in his 16 years, guiding the Cardinals to impressive results on the court. After three-plus seasons under Chris Mack, former Cardinal player and national champion Kenny Payne took the reins of one of the most prestigious programs in college basketball history last year.

Among the Cardinals' past successes include national championships in the NCAA (1980,1986), NIT (1956) and the NAIB (1948). UofL is the only school in the nation to have claimed the championship in all three major tournaments.



UofL players and alumni gathered at an open practice at the KFC Yum! Center before the 2022-23 season.

The Cardinals have appeared in the NCAA tournament on 39 occasions, which places UofL eighth in all-time NCAA Tournament appearances despite four successful vacated seasons.

Louisville has played in the Final Four eight times, including four times in the 1980s. Only seven schools — North Carolina, UCLA, Kentucky, Duke, Kansas, Ohio State and Michigan State have reached the Final Four more often.

Louisville was arguably the most dominant team in college basketball during the decade of the 1980s. Evidence of that claim is simple; during the decade of the 80s, the Cardinals won two national championships (equalled only by Indiana); sent an unmatched four teams to the Final Four; appeared among the final 16 teams seven times (bettered only by North Carolina's nine times); and posted the highest NCAA Tournament winning percentage of any other team (.793, 23-6).

Tremendous pride is taken in the tradition established at the University of Louisville. Student-athletes who attend UofL follow in the footsteps of some of college basketball's all-time greats. These athletes must be willing to give of themselves, just as former UofL stars did, to maintain UofL as one of the nations' top programs.

It is more than the Wes Unseld's, Darrell Griffith's and Pervis Ellison's of the UofL world. It's the teamwork of those with the Tim Henderson's, Roger Burkman's and Derwin Webb's on the Cardinal rosters that blend into one team, one unit, to achieve a common goal. It is a commitment that has been worthwhile for decades.

All Time NCAA Tournament Appearances

School	Yrs.	W-L
Kentucky*	60	130-54
North Carolina	52	131-49
Kansas	51	116-49
UCLA*	50	110-43
Duke	45	118-39
Indiana	41	68-36
Villanova*	40	67-38
Louisville**	**39**	**61-41**
Syracuse*	39	66-41
Notre Dame	37	40-41

*does not include vacated years.

**does not include 4 appearances and 15-3 record from 2011-15 vacated by the NCAA Committee on Infractions.

All-Time Final Fours

North Carolina	21
UCLA	18
Kentucky	17
Duke	17
Kansas	16
Ohio State	10
Michigan State	10
Louisville	**8+**
Indiana	8

+does not include 2012 & 2013 appearances vacated by the NCAA Committee on Infractions.

NCAA Sweet 16s: 17
(tied for ninth most nationally)
NCAA Elite Eights: 11
(12th most nationally)

All-Time NCAA Tournament Wins

North Carolina	131
Kentucky	130
Duke	118
Kansas	116
UCLA	110
Michigan State	72
Indiana	68
Villanova	67
Syracuse	66
UConn	63
Louisville	**~ 61**

~does not include 15 wins vacated by the NCAA Committee on Infractions.

Note: UofL has participated in the NCAA Tournament or NIT in 49 of the last 57 years, inclusive of four years that were vacated later.

UofL in Post-Season Play

NCAA Tournaments 39
NCAA Championships (3*)
- 1980, 1986, 2013*
NCAA Final Fours (10*)
- 1959, 1972, 1975,
1980, 1982, 1983, 1986, 2005,
2012*, 2013*
~2012 & 2013 later vacated by the NCAA Committee on Infractions.

National Invitation Tournaments 15
NIT National
Championships (1) - 1956

NAIB National
Championship (1) - 1948

Retired Numbers



42 Pervis Ellison

Top NBA Draft Pick of 1989

The only player in UofL history to total both 2,000 points and 1,000 rebounds, Pervis Ellison ended his playing career with the Cardinals as the No. 2 all-time scorer. He is one of only three players at UofL to score 2,000 points in his career. A consensus All-American in 1989, "Never Nervous Pervis" was named MVP of the 1989 Metro Conference Tournament, an award he also won as a freshman. The all-time shot blocker at UofL and in the Metro Conference with 374 career rejections, Ellison blocked at least one shot in 130 of his 136 career games. He finished his career third among NCAA career leaders in blocked shots. In 1986, he led the Cardinals to their second NCAA Championship title and was the first freshman since 1944 to be named the Most Outstanding Player of the Final Four. The Cardinals won two regular season Metro Conference titles and three Metro tournament championships during Ellison's career. Following his playing career at UofL, Ellison became one of the select few collegiate players and the first for the Cardinals when he was chosen as the No. 1 pick in the 1989 NBA Draft. His jersey number - 42 - was retired at ceremonies following the 1989 season.

Ellison's Career Statistics

Year	G	FG-FGA	Pct	FT-FTA	Pct	Reb-Avg	Ast-Avg	PF-D	TP	Avg
1985-86	39	210-379	.554	90-132	.681	318-8.2	78-2.0	117-3	510	13.1
1986-87	31	185-347	.533	100-139	.719	270-8.7	56-1.8	96-6	470	15.2
1987-88	35	235-391	.601	146-211	.692	291-8.3	108-3.1	103-2	617	17.6
1988-89	31	227-369	.615	92-141	.652	270-8.7	78-2.5	98-5	546	17.6
Totals	**136**	**857-1486**	**.577**	**428-623**	**.687**	**1149-8.4**	**320-2.4**	**414-16**	**2143**	**15.8**



35 Darrell Griffith

Louisville's Living Legend

In 1980 Darrell Griffith received the prestigious John Wooden Award from the Los Angeles Athletic Club as college basketball's Player of the Year. He was also selected by *The Sporting News* for the same honor. A consensus All-American in 1980, he led Louisville to a 33-3 record and the school's first NCAA national championship. He left UofL as the school's career scoring leader (2,333 points); the first player in UofL history to surpass the 2,000 point mark; the school single-season scoring leader with 825 points; and the first player at Louisville to score more than 700 points in one season. He finished his collegiate career having scored in double figures in 41 straight games and 111 of his 126 games with the Cardinals. In his four seasons at UofL, he helped teams produce a combined record of 101-25; two regular season Metro Conference titles; two Metro tournament championships; four straight NCAA tournament appearances; and the 1980 NCAA Championship. His jersey number — 35 — was retired at ceremonies following the 1980 basketball season and his road uniform is on display at the Naismith Basketball Hall of Fame.

Griffith's Career Statistics

Year	G	FG-FGA	Pct	FT-FTA	Pct	Reb-Avg	Ast-Avg	PF-D	TP	Avg
1976-77	28	150-299	.501	59- 93	.634	109-3.8	50-1.8	71- 3	359	12.8
1977-78	30	240-460	.522	78-110	.709	162-5.4	105-3.5	78- 3	558	18.6
1978-79	32	232-487	.497	107-151	.709	140-4.4	90-2.8	87- 3	591	18.5
1979-80	36	349-631	.553	127-178	.713	174-4.8	138-3.8	99- 2	825	22.9
Totals	**126**	**981-1877**	**.523**	**371-532**	**.697**	**585-4.6**	**383-3.0**	**335-11**	**2333**	**8.5**



31 Wes Unseld

Top Single Game Scorer

In three seasons at UofL (1965-68), Wes Unseld amassed 1,686 points (11th at UofL) and 1,551 rebounds (2nd at UofL). A consensus All-American as a junior and senior, Unseld is one of only five Cardinal players to pull down over 1,000 rebounds in his career. A native of Louisville, he began his senior season with a 45-point effort against Georgetown College, a UofL single-game scoring record that stands today. Unseld was honored on the All-Missouri Valley Conference team each of his three years at UofL while leading the Cardinals to a combined 60-22 record. As a junior, he led the Cardinals to a final No. 2 ranking in both wire service polls while averaging 18.7 points and 19.0 rebounds. In his final season at UofL in 1967-68, he averaged 23.0 points and 18.3 rebounds when UofL was ninth in the final AP poll. Unseld's 20.6 career scoring average and 18.9 career rebounding average rank as the best in Louisville history. Following his career at UofL, Unseld was chosen as the second player overall in the 1968 NBA Draft and went on to play 13 years for the Baltimore/Capital/Washington Bullets (1968-81). He was enshrined in the Basketball Hall of Fame in 1988. Unseld passed away on June 2, 2020 at the age of 74.

Unseld's Career Statistics

Year	G	FG-FGA	Pct	FT-FTA	Pct	Reb-Avg	PF	TP	Avg
1965-66	26	195-374	.521	128-202	.634	505-19.4	72-5	518	19.9
1966-67	28	201-374	.537	121-177	.683	583-19.0	63-1	523	18.7
1967-68	28	234-382	.613	177-275	.644	513-18.3	72-0	645	23.0
Totals	**82**	**630-1130**	**.557**	**426-654**	**.651**	**1551-18.9**	**207-6**	**1686**	**20.6**



8 Charlie Tyra

Top All-Time Rebounder

A consensus All-American during the 1956 and 1957 seasons, Charlie Tyra led the University of Louisville to its first NIT title in 1956 and was named the tournament's MVP for his performance. Tyra was named Helms Athletic Foundation All-American in his junior and senior years. One of only five Cardinals to record over 1,000 rebounds in his career, Tyra ranks as the all-time rebounder in UofL history with 1,617. During the 1955-56 season, Tyra pulled down 645 rebounds, a mark that has been bettered by only three players in NCAA history. He set the Louisville record for most rebounds in a game when he pulled down 38 against Canisius during the 1955-56 season. In his four seasons with Louisville, he helped teams generate a combined 88-23 record and reach three straight NIT appearances. Tyra ranks fourth in career free throws made (448), second in career rebounding average (17.0), fourth in career scoring average (18.2), ninth in career scorers (1,728 points) and ninth in field goals made (640). Tyra is one of only five players in UofL history to score 40 points or more in a game (achieved against Notre Dame when he hit 12 of 16 field goals and all 16 of his free throw attempts). Tyra passed away on Dec. 29, 2006 at the age of 71.

Tyra's Career Statistics

Year	G	FG-FGA	Pct	FT-FTA	Pct	Reb-Avg	PF-D	TP	Avg
1953-54	13	36-82	.440	13-38	.340	84- 6.5	30-1	85	6.5
1954-55	27	379-682	.390	100-158	.630	368-13.6	62-2	398	14.7
1955-56	29	262-592	.440	166-256	.650	645-22.2	81-4	690	23.8
1956-57	26	193-452	.430	169-234	.720	520-20.0	63-1	555	21.4
Totals	**95**	**870-1808**	**.481**	**448-686**	**.653**	**1617-17.0**	**236-8**	**1728**	**18.2**

Retired Numbers



2 Russ Smith

Russdiculous

A consensus All-American and national player of the year candidate, Russ Smith finished his Louisville career ranked fifth in all-time scoring with 1,908 points and first in career steals with 257. Smith was the only player in Cardinal history with at least 1,800 career points, 350 assists and 250 steals. He was named the 2014 AAC Tournament Most Outstanding Player, and averaged 18.2 points 4.6 assists and 2.0 steals as the Cardinals posted a 31-6 record. Additionally, Smith was one of 10 finalists for the Senior CLASS Award and a two-time KenPom Player of the Year (2013, 2014). He was among the top four for the Naismith Trophy and among the top five on the John R. Wooden All-America team. Smith was a part of the second-most successful four-year period in Louisville history, helping the Cardinals win 121 games from 2010-14. His efforts led to two Final Fours, three straight NCAA Sweet 16 appearances and the 2013 national title (later vacated). His jersey number — 2 — was retired at halftime of the program's game against Notre Dame on Jan. 22, 2022.







Smith's Career Statistics

Year	G	FG-FGA	Pct	FT-FTA	Pct	Reb-Avg	Ast-Avg	PF-D	TP	Avg
2010-11	17	14-41	.341	3-5	.600	7-0.4	14-0.8	17-0	38	2.2
2011-12	39	149-419	.356	110-144	.764	98-2.5	76-1.9	110-3	449	11.5
2012-13	40	232-560	.414	222-276	.804	132-3.3	116-2.9	102-0	748	18.7
2013-14	37	225-481	.468	153-217	.705	122-3.3	172-4.6	92-1	673	18.2
Totals	**133**	**620-1501**	**.413**	**488-642**	**.760**	**359-2.7**	**378-2.8**	**321-4**	**1908**	**14.3**

Honored Jerseys

14
Alfred "Butch" Beard

6-3 | Guard
Hardinsburg, Ky.



- Totalled 1,580 career points in three seasons, 17th all-time at UofL and the second-highest for a three-year performer (1966-69).
- Earned All-America honors in 1968-69.
- Two-time All-Missouri Valley Conference selection.
- Helped UofL post a combined 65-18 record in three seasons.
- One of two UofL players to average over 20 points a game in two seasons.
- Played nine seasons in the NBA (1969-79) with Atlanta, Cleveland, Seattle, Golden State, New York.
- Former head coach of Howard University and the New Jersey Nets.

Stats	G	FGM-FGA	FTM-FTA	Reb	Pts.	Avg.
1966-67	28	231-456	113-151	223	575	20.5
1967-68	28	178-372	92-122	138	448	16.0
1968-69	27	204-424	149-204	163	557	20.6
Total	**83**	**613-1252**	**354-477**	**524**	**1580**	**19.0**

10
Ulysses "Junior" Bridgeman

6-5 | Guard/Forward
East Chicago, Ind.



- Twice named Missouri Valley Conference Player of the Year (1974, '75).
- Scored 1,348 career points, No. 29 on the all-time UofL scoring list.
- Helped the Cardinals reach the 1975 NCAA Final Four.
- Earned All-America honors in 1975.
- Helped the Cardinals to a combined 72-17 record in his three seasons, including two Missouri Valley Conference Championships.
- First-round pick of the Los Angeles Lakers in the 1975 NBA draft.
- Played 10 NBA seasons with the Milwaukee Bucks and L.A. Clippers.
- Had his professional jersey (No. 2) retired by the Milwaukee Bucks.

Stats	G	FGM-FGA	FTM-FTA	Reb	Pts.	Avg.
1972-73	28	164- 338	58- 84	190	386	13.8
1973-74	28	179- 332	103-134	237	461	16.5
1974-75	31	187- 356	127-156	230	501	16.2
Totals	**87**	**530-1026**	**288-374**	**657**	**1348**	**15.5**

16
Jack Coleman

6-7 | Forward/Center
Burgin, Ky.



- Led UofL to its first national title, the 1948 NAIB Championship (a forerunner to NAIA).
- Played nine seasons in the NBA with Rochester (1949-56) and St. Louis (1956-58).
- Totalled 1,114 career points in three seasons at UofL (1946-49).
- Top scorer and rebounder for the Cardinals in each of his three seasons.
- Led UofL to a combined 69-22 record.
- Two-time captain for the Cards.
- Also earned third team Little All-America honors in football as an end in 1947.
- Earned All-Ohio Valley Conference honors in 1949, the Cards' only season in that league.

Stats	G	FGM-FGA	FTM-FTA	Reb	Pts.	Avg.
1946-47	23	97- *	58- *	*	252	11.0
1947-48	35	170- *	82- *	*	422	12.1
1948-49	33	188-404	85-118	*	461	14.0
Totals	**91**	**455- ***	**225- ***	*	**1135**	**12.5**

*statistics unavailable

Honored Jerseys

24
Don Goldstein



6-5 | Forward
New York, N.Y.

- Helped UofL to its first NCAA Final Four appearance in 1959, the second of six Final Fours that were played in Louisville's Freedom Hall.
- Averaged 21.4 points and 10 rebounds during the 1959 NCAA Tournament games.
- Totalled 1,019 career points in three seasons, becoming the 10th player at UofL to score 1,000 career points at that time.
- Earned All-America honors in 1958-59.
- Member of the UofL Athletic Hall of Fame.
- Helped UofL post a combined 53-29 record in three seasons.
- Ranks 21th in career rebounding at UofL with 868 rebounds.
- First-round NBA draft choice of Detroit.

Stats	G	FGM-FGA	FTM-FTA	Reb	Pts.	Avg.
1956-57	26	110-270	65-86	238	285	11.0
1957-58	24	117-340	73-98	288	307	12.8
1958-59	31	156-400	115-153	342	427	13.8
Totals	**81**	**383-1010**	**253-337**	**868**	**1019**	**12.6**

4
Lancaster Gordon



6-3 | Guard
Jackson, Miss.

- Led UofL to a combined 102-34 record and two NCAA Final Four appearances in four seasons.
- Ranks among the Cardinals' all-time leaders in scoring (1,614 career points), steals (192) and games played (134).
- Earned second-team All-America honors by The Sporting News as a senior in 1983-84.
- Selected as the 1983 NCAA Mideast Region Most Outstanding Player, scoring 24 points in the regional title game against Kentucky.
- Two-time All-Metro Conference selection.
- Individual scoring high was 27 pts. vs. Marquette.
- First-round NBA draft pick (eighth overall) who played four years with the Los Angeles Clippers.

Stats	G	FGM-FGA	FTM-FTA	Reb	Pts.	Avg.
1980-81	30	109-234	39-56	74	257	8.6
1981-82	33	148-301	53-71	77	349	10.6
1982-83	36	208-400	76-99	120	492	13.7
1983-84	35	217-418	82-107	122	516	14.7
Totals	**134**	**682-1353**	**250-333**	**393**	**1114**	**12.0**

13
George Hauptfuhrer



6-6 | Center
Jenkintown, Pa.

- Leader on legendary UofL Coach Peck Hickman's first two teams.
- Helped UofL to a 38-9 combined record in two seasons (16-3, 22-6).
- Led the Cardinals in scoring each of his two seasons (1944-46).
- Co-captained the Cards' 1945-46 team that was runner-up in the KIAC Tournament.
- First-round draft choice of the Boston Celtics in 1948, the draft's third overall pick.
- Completed his education at Pennsylvania where he graduated cum laude and made the Law Review.
- Became an attorney, practicing in Philadephia for several years.

Stats	G	FGM-FGA	FTM-FTA	Reb	Pts.	Avg.
1944-45	19	128- *	52- *	*	308	16.2
1945-46	28	* - *	* - *	*	370	13.2
Totals	**47**				**678**	**14.4**

*statistics unavailable

20
Bob Lochmueller



6-5 | Forward
Eberfield, Ind.

- Scoring leader on UofL's first NCAA Tournament team in 1951.
- Scored 1,218 career points in three seasons at UofL (1949-52), ranking No. 37 on the Cardinals' all-time scoring list.
- Known for his exceptional all-around play.
- His 19.0 scoring average in the 1950-51 season ranks as the 13th best all-time for the Cardinals.
- Two-time captain for the Cards.
- A line from a 1951 publication stated "if a coach could have just two or three Lochmuellers on the squad, the team would be unbeatable."

Stats	G	FGM-FGA	FTM-FTA	Reb	Pts.	Avg.
1949-50	32	124- *	86- *	*	334	10.4
1950-51	26	192-480	106-172	*	490	18.8
1951-52	25	154- *	107-155	*	445	16.6
Totals	**83**	**470- ***	**299- ***	*	**1239**	**14.9**

*statistics unavailable

22
Rodney McCray



6-7 | Forward/Center
Mt. Vernon, N.Y.

- One of just four UofL players to surpass both 1,000 career points (1,247) and rebounds (1,029).
- A starter on the Cards' 1980 NCAA Championship team.
- Member of the 1980 U.S. Olympic team.
- Honored as Metro Conference Player of the Year in 1983.
- Helped UofL to a combined 109-26 record and three NCAA Final Four appearances in four seasons, starting 132 consecutive games.
- Played 10 seasons in the NBA (1983-93) with the Houston Rockets, Sacramento Kings, Dallas Mavericks, Chicago Bulls.

Stats	G	FGM-FGA	FTM-FTA	Reb	Pts.	Avg.
1979-80	36	107-197	66-102	269	280	7.8
1980-81	30	114-194	60-90	222	288	9.6
1981-82	33	112-196	59-84	234	283	8.6
1982-83	36	152-259	92-124	304	396	11.0
Totals	**135**	**485-846**	**277-400**	**1029**	**1247**	**9.2**

12
Jim Morgan

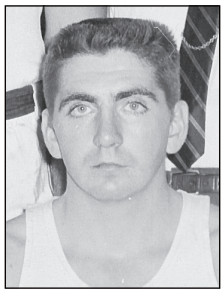

6-1 | Guard
Dayton, Ohio

- Starting guard on the Cardinals' 1956 NIT Championship team that produced a 26-3 record. He scored 14 points in the championship game against Dayton.
- Averaged 17.4 points as a senior in 1956-57 as the Cardinals were ranked sixth in the final Associated Press poll.
- Totalled 1,105 career points in four seasons, becoming the 11th player at UofL to score 1,000 career points.
- Although assists were not an official statistic during his playing days, he amassed several while feeding All-America center Charlie Tyra.
- Member of UofL Athletic Hall of Fame.
- Helped UofL post a combined 88-23 record in four seasons.
- Drafted in the NBA by Syracuse in 1957.

Stats	G	FGM-FGA	FTM-FTA	Reb	Pts.	Avg.
1953-54	7	8-15	6-9	5	22	3.1
1954-55	27	87-215	40-75	74	214	7.9
1955-56	29	163-409	90-136	*	416	14.3
1956-57	26	172-405	109-143	112	453	17.4
Totals	**89**	**430-1044**	**245-363**	*	**1105**	**12.4**

Honored Jerseys

20
Allen Murphy
6-5 | Guard/Forward
Birmingham, Ala.



- Scored 1,453 career points, 22nd on the all-time UofL scoring list.
- Helped the Cardinals reach the 1975 NCAA Final Four.
- Scored in double figures in a school-record 57 consecutive games.
- Top scorer for the Cardinals in each of his three seasons.
- Earned All-America honors in 1975.
- Helped the Cardinals to a combined 72-17 record in his three seasons, including two Missouri Valley Conference titles.
- Three-time All-Missouri Valley Conference selection.
- His 16.4 career scoring average is the ninth best ever at UofL.
- Played one season with the ABA Kentucky Colonels (1975-76).

Stats	G	FGM-FGA	FTM-FTA	Reb	Pts.	Avg.
1972-73	30	215- 411	51- 83	156	481	16.1
1973-74	28	208- 383	49- 69	162	465	16.6
1974-75	31	208- 444	91-112	136	507	16.3
Totals	**89**	**631-1238**	**191-264**	**454**	**1453**	**16.3**

16
Chuck Noble
6-4 | Forward/Guard
Akron, Ohio



- Totalled 1,281 career points in four seasons at UofL (1950-54).
- Member of UofL's first NCAA Tournament team in 1951 and the Cardinals participated in the NIT in each of his other three seasons.
- Played seven seasons in the NBA with Ft. Wayne (1955-57) and Detroit (1957-62).
- Helped UofL to a combined 83-26 record.
- Two-time captain for the Cards.
- His single-game scoring mark of 36 points is the eighth best ever at UofL.
- His 15.1 career scoring average ranks 15th all-time for the Cardinals.
- Known for his accuracy on his 40-foot, one-hand set shot.

Stats	G	FGM-FGA	FTM-FTA	Reb	Pts.	Avg.
1950-51	4	6-19	4-4	4	16	4.0
1951-52	26	141-363	42-56	*	324	12.5
1952-53	28	192-538	91-134	142	475	17.0
1953-54	28	195-518	93-128	177	483	17.3
Totals	**86**	**534-1438**	**230-322**	*	**1298**	**15.1**

*statistics unavailable

13
Bud Olsen
6-8 | Center
Dayton, Ohio



- Scored 1,192 points in three career seasons at UofL (1959-62).
- Helped UofL to the NCAA Regional Semifinals in 1961 before falling by a point to eventual national runner-up Ohio State.
- His 20.8 scoring average as a senior in 1961-62 is the eighth-highest in UofL history.
- Helped UofL to a combined 51-29 record and in his three seasons.
- Averaged 9.5 rebounds in his career (761 total rebounds), 10th best ever for the Cardinals.
- Member of UofL Athletic Hall of Fame.
- Played seven seasons in the NBA for six different teams, totalling 1,935 career points. He was drafted in the second round by Cincinnati.

Stats	G	FGM-FGA	FTM-FTA	Reb	Pts.	Avg.
1959-60	26	110-246	68-102	187	288	11.1
1960-61	29	146-324	91-128	245	383	13.2
1961-62	25	202-390	117-227	329	521	20.8
Totals	**80**	**458-960**	**276-457**	**761**	**1192**	**14.9**

15
Jim Price
6-3 | Guard
Indianapolis, Ind.



- Led UofL to the NCAA Final Four in 1972, earning all-tournament honors.
- Totalled 1,490 career points in three seasons at UofL (1969-72).
- Played seven seasons in the NBA (1972-79) with the Los Angeles Lakers, Milwaukee, Denver and Detroit.
- Earned All-America honors as a senior when he averaged 21 points a game.
- Led UofL to a combined 64-23 record and a pair of Missouri Valley Conference championships.
- Two-time All-Missouri Valley Conference selection.
- Named to the 1973 NBA All-Rookie Team, the 1974 NBA All-Defensive Team and the 1975 NBA All-Star Team.

Stats	G	FGM-FGA	FTM-FTA	Reb	Pts.	Avg.
1969-70	27	144-323	72-99	149	360	13.3
1970-71	29	185-419	108-133	146	478	16.5
1971-72	31	244-493	164-198	122	652	21.0
Totals	**87**	**573-1235**	**344-430**	**417**	**1490**	**17.1**

13
Kenny Reeves
6-0 | Guard
Maysville, Ky.



- Starting guard on the Cardinals' 1948 NAIB Championship team, UofL's first national title.
- Totalled 1,245 career points in four seasons at UofL (1946-50).
- Helped UofL produce a combined 90-33 record.
- Co-captain his senior season (1949-50).
- Member of the UofL Athletic Hall of Fame.
- Known for his excellent outside shooting touch, ball handling and defensive prowess.
- Drafted by NBA Boston Celtics.
- Became a dentist following his collegiate career.

Stats	G	FGM-FGA	FTM-FTA	Reb	Pts.	Avg.
1946-47	22	54 - *	28 - *	*	134	6.2
1947-48	34	119 - *	84 - *	*	357	10.5
1948-49	33	140-461	96-144	*	376	11.4
1949-50	32	163-564	107-153	*	433	13.5
Totals	**121**	**469- ***	**307- ***	*	**1267**	**10.5**

*statistics unavailable

9
Phil Rollins
6-2 | Guard
Wickliffe, Ky.



- Starting guard and captain of the Cardinals' 1956 NIT Championship team.
- Totalled 1,060 career points in four seasons at UofL.
- Helped UofL produce a combined 89-24 record, winning over 20 games three of his four years.
- Member of the UofL Athletic Hall of Fame.
- Among the Cardinals' top four scorers each of his four seasons at UofL.
- His 37 points scored against Eastern Kentucky as a senior stands as the seventh-highest single-game mark at UofL.
- Drafted by Philadelphia and played three years in the NBA with four different teams.

Stats	G	FGM-FGA	FTM-FTA	Reb	Pts.	Avg.
1952-53	28	97-247	76-115	50	270	9.6
1953-54	12	55-135	48-62	42	158	13.2
1954-55	24	118-284	83-113	55	319	13.3
1955-56	21	110-287	93-117	64	313	14.9
Totals	**85**	**380-953**	**300-407**	**211**	**1060**	**12.5**

Honored Jerseys

43
Derek Smith
6-6 | Guard/Forward
Hogansville, Ga.



- Seventh on the all-time UofL scoring list with 1,826 career points (1978-82).
- A starter on the Cards' 1980 NCAA Championship team.
- Helped UofL to a combined 101-30 record in four seasons.
- Honored as Metro Conference Player of the Year in 1981.
- Three-time All-Metro Conference performer (1980-82).
- Played nine NBA seasons (1978-91) with the San Diego/L. A. Clippers, Sacramento Kings, Philadelphia 76ers, and Boston Celtics.
- Former assistant coach for the Washington Bullets.
- Top-rated guard in the NBA in 1984-85 when he averaged 22.1 points and ranked among the top five NBA guards in four statistical categories.

Stats	G	FGM-FGA	FTM-FTA	Reb	Pts.	Avg.
1978-79	32	117- 185	79-123	153	313	9.8
1979-80	36	213- 372	105-150	299	531	14.8
1980-81	30	188- 348	89-135	233	465	15.5
1981-82	33	204- 346	109-162	199	517	15.7
Totals	**131**	**722-1251**	**382-570**	**884**	**1826**	**13.9**

55
Billy Thompson
6-8 | Forward
Camden, N.J.



- Scoring leader (14.9 points) on the Cards' 1986 NCAA Championship team, earning All-Final Four honors.
- Only player to rank among the Cardinals' top eleven in career scoring (11th, 1,685 points), rebounding (eighth, 930 rebounds) and assists (eighth, 459 assists).
- Helped UofL to a combined 107-33 record and two NCAA Final Four appearances in four seasons.
- Standout on the 1985 USA World University Games team, scoring 25 points in the championship game.
- Two-time All-Metro Conference selection.
- First-round NBA draft pick (19th overall) who played five years in the NBA with the Los Angeles Lakers and Miami Heat.

Stats	G	FGM-FGA	FTM-FTA	Reb	Pts.	Avg.
1982-83	36	104-213	53-81	140	261	7.3
1983-84	31	106-209	72-98	173	284	9.2
1984-85	37	220-427	118-158	311	558	15.1
1985-86	39	221-384	140-196	304	582	14.9
Totals	**143**	**651-1233**	**383-533**	**928**	**1685**	**11.8**

22
John Turner
6-5 | Forward
Newport, Ky.



- Led UofL to its first NCAA Final Four appearance in 1959 and the NCAA regional semifinals in 1961.
- Earned All-America honors in 1961.
- Produced 1,451 career points in three seasons at UofL (1958-61), ranking 22nd on the all-time scoring list.
- Top scorer for the Cardinals in each of his three seasons.
- Led UofL to a combined 55-31 record.
- His 669 points scored as a senior (23.1 avg.) is the second-highest ever in a single season at UofL.
- 1961 NCAA Mideast Regional MVP.
- Played one season in the NBA for the Chicago Bulls (1961-62).
- Ninth on the Cards' all-time rebounding list with 919 career boards.

Stats	G	FGM-FGA	FTM-FTA	Reb	Pts.	Avg.
1958-59	31	184- 454	66-102	300	434	14.0
1959-60	26	144- 421	60- 89	287	348	13.4
1960-61	29	277- 555	115-142	332	669	23.1
Totals	**86**	**605-1430**	**241-333**	**919**	**1451**	**16.9**

20
Milt Wagner
6-5 | Guard
Camden, N.J.



- One of the most prolific scorers in UofL history, ranking sixth in all-time scoring with 1,834 career points.
- A starter on the Cards' 1986 NCAA Championship team.
- Helped UofL to a 113-32 combined record and three NCAA Final Four appearances over his career.
- Played in 144 career games, tied for the second most in UofL history, and started the last 111 games in which he played.
- One of the most clutch performers in UofL basketball history, he ranks ninth in career assists (432), eighth in career free throw percentage (.814, 336-of-413).
- Three-time All-Metro Conference pick.
- Second-round NBA draft pick (35th overall) who played 13 years of professional basketball in the USA & Europe.

Stats	G	FGM-FGA	FTM-FTA	Reb	Pts.	Avg.
1981-82	32	63-131	11-19	33	137	4.3
1982-83	36	227-437	61-86	92	517	14.4
1983-84	35	228-458	124-146	103	580	16.6
1984-85	2	11-27	3-3	5	25	12.5
1985-86	39	220- 444	137-159	122	577	14.8
Totals	**144**	**749-1497**	**336-413**	**355**	**1836**	**12.8**

32
DeJuan Wheat
6-0 | Guard
Louisville, Ky.



- First player in NCAA history with career totals of at least 2,000 points (2,183, second all-time at UofL), 450 assists (498, 5th), 300 three-point goals (323, 2nd) and 200 steals (204, 7th).
- Third-team All-America by Basketball Times.
- Started a school-record 136 consecutive games and is the Cards' all time leader in minutes played (4,560).
- Helped UofL to a combined 95-41 record with four NCAA Tournament appearances, including advancing to the Sweet 16 and Elite Eight in his last two years.
- Finalist for 1997 Naismith Player of the Year Award.
- Single game scoring high was 35 points vs. UAB.
- Played 12 seasons of professional basketball in foreign countries, the last five in Mexico.

Stats	G	FGM-FGA	FTM-FTA	Reb	Pts.	Avg.
1993-94	34	141-313	83-108	70	429	12.6
1994-95	33	187-384	86-108	88	544	16.5
1995-96	34	204-452	117-160	117	603	17.7
1996-97	35	193-454	124-167	77	607	17.3
Totals	**136**	**725-1603**	**410-543**	**352**	**2183**	**16.1**

Cardinals Have Three Representatives in the Naismith Basketball Hall of Fame



Wes Unseld, who played for the Cardinals from 1965-68 and had a stellar pro career with the Washington Bullets, was the first UofL representative in the Hall of Fame.



Former UCLA Coach John Wooden (right) was former UofL Coach Denny Crum's escort at the ceremonies. Crum played and coached under Wooden at UCLA.



Former UofL Coach Rick Pitino, the Cardinals' head coach for 16 seasons, was inducted into the Basketball Hall of Fame in 2013.

Louisville All-Americans


Charlie Tyra


Don Goldstein


John Turner


Wes Unseld


Butch Beard


Jim Price


Junior Bridgeman


Allen Murphy


Phil Bond

Season	Player	Team
1955-56	Charlie Tyra	Helms Athletic Foundation
1956-57	Charlie Tyra	Helms Athletic Foundation, AP, UPI, NABC, Helms, USBWA, Converse, Kodak
1958-59	Don Goldstein	Helms Athletic Foundation
1960-61	John Turner	Helms Athletic Foundation
1965-66	Wes Unseld	Helms Athletic Foundation
1966-67	Wes Unseld	AP, UPI, NABC, Helms, USBWA, Converse
1967-68	Wes Unseld	AP, UPI, NABC, Helms, USBWA, Converse
1968-69	Butch Beard	UPI third team, Helms Athletic Foundation
1971-72	Jim Price	NABC, USBWA 1st team; AP, UPI 2nd team, Helms, Converse
1974-75	Junior Bridgeman	USBWA 2nd team, UPI third team, NABC 4th team, Basketball Weekly, Citizens Athletic Foundation, Converse
1974-75	Allen Murphy	Citizens Athletic Foundation
1975-76	Phil Bond	College Sports Information Director of America (CoSIDA) Academic All-America
1976-77	Wesley Cox	Citizens Athletic Foundation, Converse
1977-78	Rick Wilson	Basketball Weekly
1978-79	Darrell Griffith	Sporting News, Citizens Athletic Foundation, Converse
1979-80	Darrell Griffith	John Wooden Player of the Year Award, Sporting News Player of the Year, Basketball Weekly, Converse, USBWA, AP, UPI, Sport Magazine, Citizens Athletic Foundation; consensus first team
1983-84	Lancaster Gordon	Sporting News second team
1988-89	Pervis Ellison	Consensus first team; USBWA and NABC First Teams; AP and UPI Second Teams; Blue Ribbon Yearbook Player of the Year
1993-94	Clifford Rozier	Consensus first team; AP, UPI, USBWA and ESPN Radio first team; NABC, Basketball Weekly and Basketball Times second team
1996-97	DeJuan Wheat	Sporting News second team, NABC third team; AP HM
2002-03	Reece Gaines	Sporting News, ESPN, and Sports Illustrated second team; AP third team
2004-05	Francisco Garcia	NABC second team; John R. Wooden All-American team
2008-09	Terrence Williams	Wooden All-America team; Sports Illustrated and Lowe's Senior CLASS first team; ESPN and Fox Sports second team; Associated Press and NABC third team
2012-13	Russ Smith	AP, NABC, and Sporting News third team
2013-14	Russ Smith	Associated Press, USBWA, Sporting News, CBS Sports, NBC Sports, Sports Illustrated and Wooden Award All-America first team; NABC second team
2019-20	Jordan Nwora	AP, USBWA, NABC, Sporting News, USA Today, Sports Illustrated, The Athletic third team


Wesley Cox


Rick Wilson


Darrell Griffith


Lancaster Gordon


Pervis Ellison


Clifford Rozier


DeJuan Wheat


Reece Gaines


Francisco Garcia


Terrence Williams


Russ Smith


Jordan Nwora

UofL Athletics Hall of Fame

Name	Yrs at UofL	Sport
Harold Adams	1961-63	Baseball
Carlos Almeida	2008-12	Swimming/Diving
Harold Andrews	1956-59	Basketball
Lawrence Apitz	1936-43	Football, Basketball, Track Coach
Bruce Armstrong	1983-86	Football
Charles Asher	1948-51	Football
John Atkinson	1926-28	Football
Larry Ball	1969-71	Football, Basketball
Bettina Bard	1993-97	Track/Cross Country
Tommy Barnes	1991-93	Baseball
Lewis "Sonny" Bass	1940-42	Football, Basketball
James Bealmear	1962-66	Track
Butch Beard	1966-69	Basketball
Sharon Bellamy Richardson	1995-99	Basketball
Tone Belt	2005-10	Track & Field
Bob Bender	1951-53	Football
Matt Berger	1994-97	Baseball
Andre Black	2005-09	Track & Field
Nell Knox-Blackford	1989-93	Basketball
Harry Bockman	1946-49	Track
Phillip Bond	1973-77	Basketball
Michelle Borgert	1991-95	Track/Cross Country
Theresa Borho	1978-82	Field Hockey
Lee Bouggess	1968-70	Football
Sherill Brakmeier	1940-44	Special Selection
Deion Branch	2000-01	Football
Tony Branch	1976-80	Basketball
Junior Bridgeman	1972-75	Basketball
Anthony Bridges	1991-93	Football
Robert Brown	1949-52	Basketball
Sherry Effinger Brown	1977-80	Field Hockey
Ray Buchanan	1989-92	Football
Doug Buffone	1962-64	Football
Brendan Burke	1984-87	Tennis
George Cain	1954-57	Football
Keola Calderon	2000-03	Softball
Frank Camp	1946-68	Football Coach
Adrian Cann	2000-03	Soccer
Tom Carroll	1941-42	Football
James Caufield	1938-40	Football
Mario Cheppo	1955-58	Football
Mike Clouser	1995-99	Swimming/Diving
Jennifer Coe	1985-88	Soccer
Glenn "Ish" Combs	1946-49	Basketball
Jack Coleman	1946-49	Basketball
Elmer Collina	1955-60	Football, Track
Dee Compton	1946-48	Basketball
Lee Corso	1969-72	Football Coach
Jazz Covington	2006-07	Basketball
Corky Cox	1950-54	Basketball
Wesley Cox	1973-77	Basketball
Herbert Crook	1984-88	Basketball
Denny Crum	1971-2001	Basketball Coach
Bernard Dahlem	1948-50	Swimming
William Darragh	1954-57	Basketball
Michael Detenber	1967-70	Football
Chris Dominguez	2006-09	Baseball
Harry Douglas	2004-07	Football
John Dromo	1948-88	Basketball, Golf, & Football Coach
Elvis Dumervil	2002-05	Football
Joan Dunaway Burks	1977-81	Basketball
Jerry Eaves	1978-82	Basketball
Norbert Elbert	1939-40	Football
Pervis Ellison	1985-89	Basketball
James Ferriell, Jr.	1961-64	Golf
John Finn	1957-58	Football
Bergan Foley	2008-11	Lacrosse
Reece Gaines	1999-2003	Basketball
Francisco Garcia	2002-05	Basketball



Deion Branch



Felton Spencer

Bill Gatti	1968-71	Football
Tom Giannini	1930-33	Football
Frank Gitschier	1946-49	Football,
	1950-54	Asst. Football Coach
Don Goldstein	1956-58	Basketball
Lancaster Gordon	1980-84	Basketball
Ernie Green	1958-62	Football
Ibn Green	1995-99	Football
Sean Green	1998-2000	Baseball
Darrell Griffith	1976-79	Basketball
Mike Grosso	1968-70	Basketball
Sonya Guibaidulina	1996-98	Volleyball
Julie Guess	1989-93	Tennis
Joanna Haig	2006-07	Field Hockey
Jeff Hall	1982-86	Basketball
Paul Hall	1920-21	Baseball
Charles Hampton	1937-40	Football
Ed Harmon	1965-67	Football
George Hauptfuhrer	1944-46	Basketball
Ron Hawley	1961-64	Basketball
John Heldman	1940-66	Baseball, Basketball & Football Coach
Christy Hershey	2000-03	Field Hockey
Bernard "Peck" Hickman	1944-67 1954-73	Basketball Coach, Athletics Director
Donald Hockensmith	1959-63	Football
Matt Hughes	2008-11	Track & Field
Wade Houston	1963-66	Basketball,
	1976-89	Asst. Basketball Coach
Gary Inman	1969-71	Football
Susan Elpers Inman	1981-85	Volleyball
Charles Isenberg	1940-42	Football
Tom Jackson	1970-72	Football
Joe Jacoby	1978-80	Football
Jessica Javelet	2003-06	Field Hockey
Charlie Johnson	1963-65	Football
Logan Johnson	2004-07	Baseball
Horace Jones	1968-70	Football
Jerry Jones	1973-96	Asst. Basketball Coach
Mark Jurich	2001-04	Baseball
Damien Kalvar	1991-95	Track & Field
Bob King	1938-41	Basketball
Jerry King	1966-67	Basketball
Tom King	1925-30	Basketball Coach
Donald Kinker	1943-46	Basketball
Joe Kitchen	1957-60	Basketball
John Knopf	1945-47	Basketball
Otto Knop	1949-52	Football
Dan Kopriva	1989-92	Baseball
Wesley Korir	2005-07	Track & Field
Ken Kortas	1960-62	Football
Fred Koster	1926-28	Football, Basketball, Baseball, Track
Cindy LaCrosse	2005-09	Golf
Tom LaFramboise	1961-64	Football
Dave Lawrence	1947-48	Asst. Coach Basketball, Track
Jim LaFountain	1973-76	Baseball
Mike Lawhon	1969-72	Basketball
Tom Leahy	1936-39	Football
Carole Liedtke	1974-82	Gymnastics Coach
Bob Lochmueller	1965-67	Basketball
Laurie Maxwell Londot	1988-91	Volleyball
Melzar Lowe	1933-36	Football
Tom Lucia	1949-51	Football
Lenny Lyles	1954-57	Football
Von Macklin	1974-76	Basketball
John Madeya	1969-72	Football
Kevin Malone	1976-80	Baseball
Justin Marks	2007-09	Baseball
Amos Martin	1967-72	Football
Michael Mather	1996-98	Tennis
Kristen Mattox Cox	1992-96	Basketball
Paul Mattingly	1969-71	Football
D'Ana McCarty	2007-11	Track & Field
Tyrus McCloud	1993-96	Football
Tara McClure Isable	2000-01	Softball
Rodney McCray	1979-83	Basketball
Angel McCoughtry	2005-09	Basketball
Ray McKinney	1928-31	Football
Uncas Miller	1925-27	Football
Frank Minnifield	1979-82	Football
James Morgan	1954-57	Basketball
Jill Morton	1997-2000	Basketball
Allen Murphy	1972-75	Basketball
Tom Musselman	1956-59	Golf
John Nation	1970-74	Swimming
John Neidert	1965-67	Football
Charles Noble	1951-54	Basketball
Donald Noel	1947-48	Track/Cross Country
Sara Nord	2000-04	Basketball
Roman Oben	1992-95	Football
Bill Olsen	1959-62	Baseball, Basketball
	1969-80	Asst. Basketball Coach
	1980-97	Director of Athletics
Bud Olsen	1959-62	Basketball
Wally Oyler	1966-68	Football
Dale Orem	1957-60	Football
Valerie Owens Combs	1976-80	Basketball
Clyde Parker	1944-47	Basketball
Walter Peacock	1972-75	Football
Sandy Pearsall	2000-18	Softball Coach
Meg Peavy	1979-81	Tennis
Ken Porco	1956-59	Football
Betty Potts	1940-45	Basketball, Cheerleading
Ray Potts	1946-49	Basketball
Jim Price	1968-72	Basketball
Scott Reburn	1983-84	Baseball
Marilyn Reckelhoff	1984-88	Basketball
Chris Redman	1996-99	Football
Kenny Reeves	1946-50	Basketball
Benjamin Reid	1928-31	Football, Basketball
Monique Reid	2008-13	Basketball
John Reuther	1961-65	Basketball
Dave Rivenbark	1949-52	Football
Jim Tom Robertson	1926-28	Football
Phil Rollins	1953-56	Basketball
Melissa Roth	2007-10	Softball
Bennett Russell	1964-67	Football
Pip Sanders	1999-2002	Field Hockey
Howard Schnellenberger	1985-94	Football Coach
Ted Schulz	1979-82	Golf
Chuck Schupp	1973-76	Baseball
Andy Schrecker	1988-92	Tennis
Jamil Shalash	1983-86	Soccer
Dr. Ray Shea	1985-2019	Team Doctor (FB)
Guy Shearer	1928-32	Football, Wrestling, Basketball
Duke Shumate	1975-79	Baseball
William Slider	1938-39	Football
Derek Smith	1979-82	Basketball
Charles Spencer	1928-29	Football
Felton Spencer	1986-90	Basketball
Jackie Spencer	1982-85	Basketball
Bill Stansbury	1942-48, 50	Cheerleader
Samuel Steinfeld	1925-26	Track
Peggy Stevens	1960-63	Tennis
Howard Stevens	1971-72	Football
Stephanie Storen Jett	1993-96	Volleyball
Gilbert Sturtzel	1955-57	Football
Billy Thompson	1982-86	Basketball
William Threlkeld	1934-35	Football
Joe Trabue	1946-49	Football,
John Turner	1957-60	Basketball
Charles Tyra	1954-57	Basketball
Bob Ullrich	1965-69	Track/Cross Country
Johnny Unitas	1951-55	Football
Westley Unseld	1965-67	Basketball
Lena Ustymenko Sokolowski	2002-05	Volleyball
Robbie Valentine	1983-86	Basketball
Milt Wagner	1981-86	Basketball
Anderson Walker	1955-57	Football
Cleo Walker	1967-69	Football
Kevin Walsh	1975-78	Tennis
Ted Washington	1987-90	Football
Edward Weber	1926-28	Basketball, Track, Baseball, Golf
Mary Wessell	1981-84	Field Hockey
Lawrence Wetherby	1927-28	Football, Baseball
DeJuan Wheat	1993-97	Basketball
Eric Whitlatch	1996-99	Swimming
Reene Wilkins Maloy	1967-71	Basketball, Field Hockey
James Williams	1950-53	Football
Otis Wilson	1977-79	Football
James Wolf	1948-51	Football
Maurice Wolford	1948-50	Football
Clark Wood	1947-85	Football Coach
Eric Wood	2005-08	Football
Lacy Wood	2003-06	Softball
Dwayne Woodruff	1976-79	Football
Leslie Wright	1931-34	Basketball
Ralph Wright	1948	Swimming Coach
Nicole Youman	2007-10	Field Hockey
Edward Young	1955-58	Football, Track
Jim Zamberlan	1965-67	Football
Sherrill Zimmerman	1971-75	Cheerleaders
Dorothy Galligan Zipp	1969-72	Field Hockey



Johnny Unitas



Wes Unseld



Lee Corso



Angel McCoughtry

Louisville's National Champions



2013 NCAA Champions (championship later vacated)

Front row: (from the left) Director of Basketball Operations Andre McGee, Assistant Coach Wyking Jones, Tim Henderson, Wayne Blackshear, Luke Hancock, Head Coach Rick Pitino, Peyton Siva, Russ Smith, Kevin Ware, Assistant Coach Kevin Keatts, Assistant Coach Kareem Richardson. **Middle row:** Logan Baumann, Chane Behanan, Montrezl Harrell, Mangok Mathiang, Gorgui Dieng, Zach Price, Stephan Van Treese, Angel Nunez, Michael Baffour, Jordan Bond. **Back row:** Student Assistant Coach Mike Marra, Equipment Manager Vinny Tatum, Team Physician Dr. John Ellis, Director of Sports Medicine Fred Hina, Team Physician Dr. Chris Pitcock, Program Assistant Tim Gray, Assistant Video Coordinator William Minardi, Strength and Conditioning Coach Ray Ganong, Director of Academic Services Anthony Wright, Director of Video Operations Doug Davenport, Executive Assistant Jordan Sucher.

UofL's Home Court Record

Site	First Game	Last Game	Record	Pct
Tharp University	1/28/12	2/28/16	7-7	.500
Young Men's Hebrew Assn. (YMHA)	2/28/13	1/3/31	3-6	.333
Young Men's Christian Assn. (YMCA)	2/6/15	3/6/25	6-10	.375
St. Xavier High School	1/28/17	2/27/26	14-13	.518
Calumet Club (New Albany, Ind.)	2/1/21	1/19/25	1-2	.333
Manual High School	2/6/24	12/28/29	1-3	.250
The Brown Hotel	12/15/24	2/25/25	5-1	.833
The Louisville Elks Club	1/20/25	1/20/25	1-0	1.000
Knights of Columbus Gym (Columbia Gym)	1/8/26	1/19/38	33-17	.667
Trinity Young Men's Club (YMI)	1/9/28	1/9/28	1-0	1.000
UofL Belknap Campus Gym	12/19/31	2/7/45	56-35	.615
Jeffersonville (Ind.) Armory	2/12/38	1/19/49	4-1	.800
Male High School	1/28/42	2/23/48	10-5	.667
Bowman Field Gym	12/10/43	12/10/43	0-1	.000
New Albany (Ind.) Armory	2/16/44	2/16/44	1-0	1.000
Jefferson County Armory (Convention Center, Louisville Gardens)	1/13/45	11/30/72	153-23	.869
New Albany (Ind.) High School	12/22/49	12/22/49	1-0	1.000
Freedom Hall	12/6/56	3/7/10	682-141	.829
Broadbent Arena	3/14/85	3/14/85	1-0	1.000
KFC Yum! Center	11/16/10	present	183-49	.789



Freedom Hall

Former Cardinals Expected to Be Active in Professional Basketball Entering the 2023-24 Season

Name	Yrs. @ UofL	Most Recent Team
NBA		
Gorgui Dieng	'10-13	San Antonio Spurs
Montrezl Harrell	'12-15	Philadelphia 76ers
Damion Lee	'15-16	Phoenix Suns
Carlik Jones	'20-21	Chicago Bulls (Windy City)
Donovan Mitchell	'15-17	Cleveland Cavaliers
Jordan Nwora	'17-20	Indiana Pacers
Terry Rozier	'13-15	Charlotte Hornets
Foreign/G-League Teams		
Deng Adel	'15-18	Boulazac (France)
Rakeem Buckles	'09-12	Debreceni Egyetem (Hungary)
Earl Clark	'06-09	Gigantes de Carolina (Puerto Rico)
Steven Enoch	'18-20	Turk Telekom (Turkey)
Tony Hicks	'16-17	Zalakeramia ZTE (Hungary)
David Johnson	'19-21	Memphis Hustle (G-League)
Jaylen Johnson	'14-17	Taipei Taishin Mars (Taiwan)
VJ King	'16-19	Hamburg Towers (Germany)
Lamarr Kimble	'19-20	Worcester Wolves (U. Kingdom)
Preston Knowles	'07-11	Vellaznimi Gjakove (Kosovo)
Kyle Kuric	'08-12	FC Barcelona Lassa (Spain)
Trey Lewis	'15-16	KK Mornar-Barsko (Montenegro)
Anas Mahmoud	'14-18	Ahly Tripoli (Libya)
Mangok Mathiang	'13-17	New Zealand Breakers (Australia)
Charles Minlend	'20-21	Zornotza (Spain)
Chinanu Onuaku	'14-16	Joventut (Spain)
Juan Palacios	'04-08	Titanes de Barranquilla (Columbia)
Samardo Samuels	'08-10	Bashkimi (Kosovo)
Chris Smith	'11-13	Elitzur Ironi Ashkelon (Israel)
Russ Smith	'10-14	HDL Nardo (Italy)
Quentin Snider	'14-18	Petrolina AEK Larnaca (Cyprus)
Edgar Sosa	'06-10	Ahly Tripoli (Libya)
Ray Spalding	'15-18	Rio Grande Valley Vipers (G-League)
Kevin Ware	'11-14	Deportivo Hispano Americano (Argentina)
Jarrod West	'21-22	Borac BL (Bosnia)
Malik Williams	'17-'22	Anwil (Poland)

Louisville's National Champions



1986 NCAA Champions

Front Row (from the left): Kevin Walls, Chris West, Mike Abram, Keith Williams. **Middle Row:** Herbert Crook, Jeff Hall, Billy Thompson, Head Coach Denny Crum, Milt Wagner, Robbie Valentine, Mark McSwain. **Back Row:** Student Manager Jeff Witt, Trainer Jerry May, Asst. Coach Jerry Jones, Asst. Coach Wade Houston, Avery Marshall, David Robinson, Will Olliges, Pervis Ellison, Kenny Payne, Tony Kimbro, Asst. Coach Bobby Dotson, Conditioning Coor. Doug Semenick, Grad. Asst. Jeff Van Pelt.



1980 NCAA Champions

Front Row (from the left): Student Manager Randy Bufford, Greg Deuser, Jerry Eaves, Roger Burkman, Head Coach Denny Crum, Darrell Griffith, Tony Branch, Poncho Wright, Student Manager Lambert Jemley. **Back Row:** Asst. Coach Jerry Jones, Grad. Asst. Mark McDonald, Rodney McCray, Daryl Cleveland, Marty Pulliam, Scooter McCray, Wiley Brown, Derek Smith, Asst. Coach Wade Houston, Asst. Head Coach Bill Olsen, Student Trainer Steve Donohue.

Louisville's National Champions



1956 NIT Champions

Sitting: Manager Leon Wilson. **Front Row (from the left):** Bobby Potter, Dick Keffer, Phil Rollins, Gerry Moreman, Roscoe Shackleford, Jim Morgan.
Middle Row: Asst. Coach John Dromo, Jim Heins, Al Glaza, Jerry DuPont, Jim Heeren, Charlie Tyra, Head Coach Peck Hickman.
Back Row: John Froning, Paul Bashman, John Varoscak, Bill Darragh, Harold Pike, Herb Harrah.



1948 NAIB Champions

Front Row (from the left): Bob Borah, John Knopf, Ken Reeves, Ray "Button" Combs, Glenn "Ish" Combs.
Back Row: Paul Walker, Deward Compton, Jack Coleman, Oz Johnson, Lum Edwards, Head Coach Peck Hickman.

UofL's NCAA Final Four Teams



1959 Louisville Cardinals

Sitting: Manager Barry Schermer.
Front Row (from the left): Howard Stacey, Harold Andrews, Roger Tieman, Alex Mantel, Ron Rubenstein.
Middle Row: Coach Peck Hickman, Bill Geiling, John Turner, George Burnette, Don Goldstein, Fred Sawyer, Asst. Coach John Dromo.
Back Row: Jerry Watkins, Harley Andrews, Joe Kitchen, Buddy Leathers, Bob Hall.



1972 Louisville Cardinals

Front Row (from the left): Larry Carter, Jim Price, Tim Cooper.
Second Row: Head Coach Denny Crum, Asst. Coach Bill Olsen, Joe Meiman, Henry Bacon, Ron Stallings, Student Manager John Ellis, Asst. Coach Dana Kirk.
Back Row: Student Manager Rick Alexander, Paul Pry, Ken Bradley, Bill Bunton, Al Vilcheck, Ron Thomas, Mike Lawhon.
Not Pictured: Terry Howard, Larry Loehle, Rick Miles.



1975 Louisville Cardinals

(from the left): Danny Brown, Billy Harmon, Rick Wilson, Junior Bridgeman, Stanley Bunton, Bill Bunton, Ricky Gallon, Ike Whitfield, Wesley Cox, Allen Murphy, Phil Bond, Terry Howard.

UofL's NCAA Final Four Teams



1982 Louisville Cardinals

Kneeling (from the left): Student Trainer Rick Ahmay, Danny Mitchell, Jerry Eaves, Milt Wagner, James Jeter, Greg Deuser, Kent Jones, Lancaster Gordon, Student Manager David Lester. **Back Row:** Head Coach Denny Crum, Asst. Coach Wade Houston, Scooter McCray, Charles Jones, Wiley Brown, Derek Smith, Rodney McCray, Marty Pulliam, Poncho Wright, Manuel Forrest, Graduate Asst. Daryl Cleveland, Trainer Jerry May, Asst. Coach Bobby Dotson, Asst. Coach Jerry Jones.



1983 Louisville Cardinals

Front Row (from the left): Manuel Forrest, Charles Jones, Scooter McCray, Head Coach Denny Crum, Rodney McCray, Milt Wagner, Lancaster Gordon. **Back Row:** Student Manager David Lester, Asst. Coach Jerry Jones, Asst. Coach Bobby Dotson, Grad. Asst. Roger Burkman, James Jeter, Jeff Hall, Robbie Valentine, Billy Thompson, Danny Mitchell, Chris West, Kent Jones, Asst. Coach Wade Houston, Trainer Jerry May, Student Manager Jeff Pickett, Grad Asst. Greg Deuser.



2005 Louisville Cardinals

Seated (from the left): Perrin Johnson, Brad Gianiny, Ellis Myles, Taquan Dean, Larry O'Bannon, Head Coach Rick Pitino, Francisco Garcia, Otis George, Chris Current, Brandon Jenkins, Lorrenzo Wade. **Standing:** Executive Assistant Vincent Tatum, Strength and Conditioning Coach Ray Ganong, Staff Assistant Brian Merritt, Team Physician Dr. John Ellis, Administrative Assistant Scott Davenport, Head Trainer Fred Hina, Assistant Coach Vince Taylor, Terrance Farley, David Padgett, Juan Diego Palacios, Brian Johnson, Assistant Coach Reggie Theus, Staff Assistant Eric Scott, Director of Basketball Operations Bill Burke, Equipment Manager Tim Sypher, Team Physician Dr. Chris Pitcock, Assistant Coach Kevin Willard, Staff Assistant Gus Hauser.

UofL's NCAA Final Four Teams



2011-12 Louisville Cardinals *(Final Four appearance later vacated)*

Seated (from the left): Russ Smith, Tim Henderson, Mike Marra, Chris Smith, Head Coach Rick Pitino, Kyle Kuric, Peyton Siva, Mark Jackson, Jr., Elisha Justice.
Second Row: Associate Coach Richard Pitino, director of basketball operations Mark Lieberman, Luke Hancock, Jared Swopshire, Rakeem Buckles, Stephan Van Treese, Gorgui Dieng, Zach Price, Chane Behanan, Angel Nunez, Wayne Blackshear, Assistant Coach Wyking Jones, Assistant Coach Kevin Keatts.
Back Row: Team Physician John Ellis, Team Physician Chris Pitcock, Equipment Manager Vinny Tatum, Program Assistant Andre McGee, Director of Video Operations Matt Morris, Assistant to Pitino Jordan Sucher, Assistant Video Coordinator Casey Stanley, Director of Academic Services Anthony Wright, Strength/Conditioning Coach Ray Ganong, Head Trainer Fred Hina.



Members of the Cardinals' 1980 NCAA Championship team were honored at a game during the 2019-20 season on the 40th anniversary of their achievement. The group also attended a practice and visited with the current team on the day before.

Louisville Basketball Lettermen

A

Aaron, Shaqquan (2014-15)
Able, Forrest (1951-52)
Abram, Mike (1984-85,1985-86, 1986-87, 1987-88)
Adel, Deng (2015-16, 2016-17, 2017-18)
Agau, Akoy (2013-14, 2014-15, 2018-19)
Akridge, Bill (1962-63)
Akridge, Matt (1995-96, 1996-97, 1997-98)
Alberston, Bob (1977-78,1978-79)
Alexander, Rick (1971-72)
Andrews, Aaron (1938-39,1939-40,1940-41,1941-42)
Andrews, Harold (1956-57, 1957-58, 1958-59)
Armstrong, Jerry (1959-60, 1960-61, 1961-62)
Atkinson, John (1918-19)
Avare, Dillon (2014-15, 2015-16)

B

Bacon, Henry (1969-70, 1970-71, 1971-72)
Bacon, Jim (1938-39, 1939-40)
Baden, Harry (1921-22, 1923-24)
Baffour, Michael (2012-13)
Bailey, Quintin (1998-99, 1999-00)
Baily, C. (1925-26)
Basili, Fabio (2022-23)
Bass, Lewis (Sonny) (1940-41, 1941-42)
Battaile, Wyatt (2018-19)
Baumann, Logan (2012-13)
Baxter, Sam (1913-14, 1914-15)
Beam, Chet (1951-52, 1952-53, 1953-54)
Beard, Butch (1966-67,1967-68, 1968-69)
Beasley, Tom (1935-36, 1937-38)
Behanan, Chane (2011-12, 2012-13, 2013-14)
Bein, Thomas (1935-36, 1936-37)
Bender, Brandon (2001-02)
Bern, M. (1936-37, 1937-38)
Bertelson, Dick (1931-32, 1932-33, 1933-34)
Best, Travis (1997-98, 1998-99)
Blackerby, Jim
(1923-24, 1924-25, 1925-26, 1926-27)
Blackshear, Wayne
(2011-12, 2012-13, 2013-14, 2014-15)
Bomar, Harold (1944-45)
Bond, Jordan (2012-13)
Bond, Phillip (1972-73, 1974-75, 1975-76, 1976-77)
Boone, C.T. (1929-30, 1930-31, 1931-32, 1932-33)
Borah, Bob (1947-48, 1948-49)
Bott, Kenny
(1927-28, 1928-29, 1929-30, '30-31,'31-32)
Bowen, J.W. (1945-46)
Bradley, Ken (1971-72, 1972-73)
Branch, Tony (1976-77, 1977-78, 1978-79, 1979-80)
Brand, Fred (1935-36)
Brewer, James (1988-89, 1990-91, 1991-92, 1992-93)
Brickley, Chris (2009-10)
Bridgeman, Ulysses "Junior"
(1972-73, 1973-74, 1974-75)
Britt, F.R. (1939-40, 1940-41)
Brooks, Rashad (1999-00, 2000-01)
Brown, Bob (1948-49, 1949-50, 1950-51, 1951-52)
Brown, Danny
(1973-74, 1974-75, 1975-76, 1976-77)
Brown, Erik (2000-01, 2001-02, 2002-03)
Brown, Wiley (1978-79, 1979-80, 1980-81, 1981-82)
Browne, Kenny (1926-27, 1927-28, 1928-29)
Bryant, Ellis (1965-66)
Buckles, Rakeem (2009-10, 2010-11, 2011-12)
Bufford, Randy
(1977-78, 1978-79, 1979-80, 1980-81)
Bugg, Steve (1977-78, 1978-79)
Bunton, Bill (1971-72, 1972-73, 1974-75)
Bunton, Stanley
(1973-74, 1974-75, 1975-76, 1976-77)
Burkman, Roger
(1977-78, 1978-79, 1979-80, 1980-81)
Butler, Bill (1972-73, 1973-74)
Butler, Don (1918-19, 1919-20, 1920-21)

C

Caine, John (1946-47)
Caldwell, C.N. (1911-12, 1912-13, 1913-14)
Caldwell, J.P. (1911-12)
Calhoun, Doug (1991-92, 1992-93, 1993-94)
Callahan, Paul (1968-69)
Caracter, Derrick (2006-07, 2007-08)
Carleton, John (1944-45)
Carter, Larry (1969-70, 1970-71, 1971-72)
Carter, Horace (1919-20, 1920-21, 1921-22)
Case, Mike (1989-90, 1990-91, 1991-92, 1992-93)
Chappell, Joe (1928-29)
Clark, Earl (2006-07, 2007-08, 2008-09)
Clark, Norman (1944-45)
Clark, Rick (1982-83, 1983-84)
Clark, Steve (1979-80, 1980-81)
Clark, William (1945-46)
Claydon, Howard (1923-24)
Cleveland, Daryl (1977-78, 1978-79, 1979-80)
Clifford, Dennis (1962-63, 1963-64, 1964-65)
Clore, C.A. (1932-33, 1933-34)
Coleman, Jack (1946-47, 1947-48, 1948-49)
Combs, Glenn
(1946-47, 1947-48, 1948-49, 1949-50)
Combs, Roy (1946-47, 1947-48, 1948-49, 1949-50)
Compton, Deward (1946-47, 1947-48)
Cooper, Tim (1971-72, 1972-73)
Corrin, Ralph (1944-45)
Corso, Marty (1921-22, 1925-26)
Cosby, Wayne (1975-76)
Cox, Corky (1951-52, 1952-53, 1953-54)
Cox, Wesley (1973-74, 1974-75, 1975-76, 1976-77)
Craddock, Ed
(1925-26, 1926-27, 1927-28, 1928-29)
Craik, James (1939-40)
Creamer, Eddie (1963-64, 1964-65)
Crook, Herbert
(1984-85, 1985-86, 1986-87, 1987-88)
Cross, Matt (2021-22)
Cunningham, Christen (2018-19)
Current, Chris
(2003-04, 2004-05, 2005-06, 2006-07)
Curry, Sydney (2021-22, 2022-23)

D

Damel, John (1911-12, 1912-13, 1913-14, 1914-15)
Daniel, Maurice (1913-14, 1914-15)
Daniel, Roy (1914-15, 1915-16, 1917-18)
Daniels, Nate (2003-04)
Dantzler, Damion
(1994-95, 1995-96, 1996-97, 1997-98)
Darragh, Bill (1954-55, 1955-56, 1956-57)
Dartez, Kendall (2002-03, 2003-04)
Daubert, H.T. (1927-28, 1929-30, 1930-31, 1931-32)
Davis, Dre (2020-21, 2021-22)
Davis, John (1943-44)
Davis, Prileu (2002-03)
Dean, Taquan
(2002-03, 2003-04, 2004-05, 2005-06)
Deaton, Charles (1956-57)
Deeken, Dennis (1966-67, 1967-68, 1968-69)
Delk, Reginald (2008-09, 2009-10)
Demoisey, Kenny (1930-31, 1931-32, 1932-33)
Deuser, Greg (1977-78, 1979-80, 1980-81, 1981-82)
Diakite, Nouha (2003-04)
Dieng, Gorgui (2010-11, 2011-12, 2012-13)
Dick, Kenney (1930-31, 1931-32, 1932-33)
Doll, Kenny (1933-34, 1934-35, 1935-36)
Doll, Paul (1934-35, 1935-36, 1936-37)
Doutaz, Bobby (1963-64)
Doutaz, Denny (1965-66)
Drake, B.I. (1939-40)
Dunbar, Bob (1950-51)
Dunbar, Frank (1947-48)
Dunweg, Rudy (1912-13)
DuPont, Jerry (1955-56, 1956-57, 1957-58)

E

Eaves, Jerry (1978-79, 1979-80, 1980-81, 1981-82)
Edward, Dion (1998-99,1999-00)
Edwards, Jim (1947-48, 1948-49, 1949-50, 1950-51)
Ehringer, Dave (1956-57)
Ellis, El (2021-22, 2022-23)
Ellis, Jim (1977-78)
Ellis, John (1971-72, 1972-73)
Ellison, Pervis
(1985-86, 1986-87, 1987-88, 1988-89)
Engelhard, Warren (1943-44)
Enoch, Steven (2018-19, 2019-20)
Epley, Frank (1940-41, 1941-42, 1946-47)
Eschrich, John (1911-12,1912-13,1913-14)
Epsie, Marshall (1926-27)
Estes, Jim (1936-37)

F

Farley, Terrance
(2004-05, 2005-06, 2006-07, 2007-08)
Farmer, Craig (1994-95, 1995-96, 1996-97, 1997-98)
Faulkner, Mason (2021-22)
Finnegan, Tom (1963-64, 1964-65)
Flynn, B.J. (1994-95, 1995-96, 1996-97)
Flynn, J.F. (1945-46, 1946-47, 1947-48)
Ford, Leon (1948-49, 1949-50, 1950-51, 1951-52)
Ford, Tom (1926-27)
Fore, Khwan (2018-19)
Forrest, Manuel (1981-82, 1983-84, 1984-85)
Foster, Owen (1912-13, 1914-15)
Fraley, Shannon (1987-88, 1988-89, 1989-90)
Francis, Hugh (1939-40)
Franks, W.T. (1938-39)
Frazer, Joey (1980-81)
Frazier, Jadie (1960-61, 1961-62, 1962-63)
Frazier, Lanham (1938-39, 1939-40)
Freeman, R.S. (1943-44)

G

Gaines, Reece (1999-00, 2000-01, 2001-02, 2002-03)
Gallon, Rick (1974-75, 1975-76, 1976-77, 1977-78)
Gans, Harry (1938-39, 1939-40)
Garcia, Francisco (2002-03, 2003-04, 2004-05)
Garwitz, Bob (1945-46)
Gastevich, Vlad (1952-53, 1953-54, 1954-55)
Geiling, Bill, (1958-59)
Gentile, John (1924-25, 1925-26)
George, Otis (2001-02, 2002-03, 2003-04, 2004-05)
Gervin, Caleb (1999-00)
Giannini, Tom (1930-31, 1931-32, 1933-34)
Gianiny, Brad
(2003-04, 2004-05, 2005-06, 2006-07)
Gilbert, Dave (1964-65, 1965-66, 1966-67)
Gill, Anton (2013-14, 2014-15)
Gillim, D.L. (1943-44)
Gilstrap, Curt (1975-76)
Girdler, Reynolds (1924-25)
Givens, Ambrose (1943-44)
Glaza, Al (1954-55, 1955-56, 1956-57)
Goldstein, Don (1956-57, 1957-58, 1958-59)
Goode, George (2008-09, 2009-10, 2010-11)
Gordon, Lancaster
(1980-81, 1981-82, 1982-83,1983-84)
Gorius, Bob (1965-66, 1966-67, 1967-68)
Grandmaison, Albert (1935-36)
Griffin, Jo (2017-18, 2018-19)
Griffith, Danny (1980-81)
Griffith, Darrell
(1976-77, 1977-78, 1978-79, 1979-80)
Grimes, "Red" (1913-14)
Grosso, Mike (1968-69, 1969-70)
Grubbs, Frank (1932-33)

H

Haas, Danny (1983-84, 1984-85, 1985-86, 1986-87)
Hagan, Charles (1970-71)
Hall, Bob (1928-29, 1929-30)
Hall, Dave (1960-61, 1961-62, 1962-63, 1963-64)
Hall, Emmett (1913-14)
Hall, Jeff (1982-83, 1983-84, 1984-85, 1985-86)
Hampton, Tom (1937-38)
Hancock, Luke (2012-13, 2013-14)
Harmon, Bill (1973-74, 1974-75, 1975-76, 1976-77)
Harmon, Jerome (1989-90)
Harrah, Herb (1952-53, 1953-54, 1954-55, 1955-56)
Harrell, Montrezl (2012-13, 2013-14, 2014-15)
Harris, Bill (1939-40, 1941-42)
Harvey, Bryan (2005-06)
Hauptfuhrer, George (1944-45, 1945-46)
Hawley, Craig
(1986-87, 1987-88, 1988-89, 1989-90)
Hawley, Ron (1961-62, 1962-63, 1963-64)
Haws, Watson (1923-24)
Hecht, Bobby (1982-83, 1983-84, 1984-85)
Heft, Ivan (1911-12)
Helm, George (1936-37)
Henderson, Jay (2015-16, 2016-17)
Henderson, Tim
(2010-11, 2011-12, 2012-13, 2013-14)
Herzer, G.C. (1917-18, 1918-19, 1919-20, 1920-21)
Hicks, Tony (2016-17)
Hill, George (1919-20, 1920-21)
Hinton, Harry (1952-53, 1953-54)
Hocker, Al (1923-24)
Hocker, Charles (1919-20, 1920-21, 1921-22)
Hoffman, George (1938-39)
Holden, Cornelius
(1988-89, 1989-90, 1990-91, 1991-92)
Holden, Fred (1965-66, 1966-67, 1967-68)
Holland, Gary (1967-68, 1968-69)
Hopgood, Brian (1991-92, 1992-93)
Hopper, Tobiah (1998-99, 1999-00)
Horine, Elwyn (1937-38, 1938-39, 1939-40)
Houle, Rollin (1943-44)
Houston, Wade (1963-64, 1964-65, 1965-66)
Howard, Terry (1972-73, 1973-74, 1974-75)
Howard, Todd (1989-90, 1990-91)
Huffman, Jonathan (2005-06, 2006-07)
Hunter, Dick (1945-46)
Huntley-Hatfield, Brandon (2022-23)
Hurt, Carlos (2001-02)
Hutt, Joe (1940-41, 1944-45)

I

Igiehon, Aidan (2019-20, 2020-21)
Imorde, Bill (1930-31, 1934-35)
Ingram, Delno (1937-38, 1938-39)

J

Jackson, Troy (1996-97, 1997-98)
James, Mike (2022-23)
Jefferson, Carlyle (1911-12)
Jenkins, Brandon
(2003-04, 2004-05, 2005-06, 2006-07)
Jennings, Terrence (2008-09, 2009-10, 2010-11)
Jensen, Louis (1949-50)
Jeter, James (1981-82, 1982-83, 1983-84, 1984-85)
Johnson, Brian (2005-06)
Johnson, Cal (1944-45, 1945-46)
Johnson, David (2019-20, 2020-21)
Johnson, Eric (1994-95, 1996-97, 1997-98, 1998-99)
Johnson, George (1935-36)
Johnson, Jack (1943-44)
Johnson, Jaylen (2014-15, 2015-16, 2016-17)
Johnson, Jerry (1996-97, 1997-98)
Johnson, Nate
(1996-97, 1997-98, 1998-99, 1999-00)
Johnson, Oz (1946-47, 1947-48)
Johnson, Perrin
(2003-04, 2004-05, 2005-06, 2006-07)
Jones, Carlik (2020-21)
Jones, Charles
(1980-81, 1981-82, 1982-83, 1983-84)
Jones, Chris (2013-14, 2014-15)
Jones, Frank (1919-20, 1920-21, 1921-22)
Jones, Kent (1981-82, 1982-83, 1983-84, 1984-85)
Judy, Raymond (1931-32)
Justice, Elisha (2010-11, 2011-12)

K

Kasden, Marty (1939-40)
Keeling, Crawford (1935-36)
Keffer, Bill (1952-53, 1953-54, 1954-55, 1955-56)
Kelly, Mickey (1957-58)
Klesey, Jerry (1955-56)
Kemp, C.W. (1928-29, 1929-30)
Kennedy, J.L. (1928-29)
Kessler, Frank (1920-21)
Kidd, Bill (1948-49)
Kienzle, Tommy (1919-20,1920-21, 1921-22)
Kimble, Lamarr (2019-20)
Kimbro, Tony
(1985-86, 1986-87, 1988-89, 1989-90)
King, Jerry (1966-67, 1967-68, 1968-69)
King, Jimmy (1992-93, 1993-94, 1994-95, 1995-96)
King, Robert (1938-39, 1939-40, 1940-41)
King, V.J. (2016-17, 2017-18, 2018-19)
Kinker, Don (1943-44, 1944-45, 1945-46)
Kinnaird, Tony (1973-74, 1974-75, 1976-77)
Kirchdorfer, Norb (1932-33, 1933-34)
Kirk, E.B. (1919-20)
Kiser, Brian (1992-93, 1993-94, 1994-95, 1995-96)
Kitchen, Joe (1957-58, 1958-59, 1959-60)
Knopf, Johnny
(1945-46, 1946-47, 1947-48, 1948-49)
Knowles, Preston
(2007-08, 2008-09, 2009-10, 2010-11)
Kornfeld, Edwin (1913-14, 1914-15, 1915-16)
Koster, Fred (1924-25, 1925-26, 1926-27, 1927-28)
Kraft, Ted (1929-30)
Kupper, Ed (1944-45, 1945-46, 1946-47)
Kuric, Kyle (2008-09, 2009-10, 2010-11, 2011-12)

L

LaDurand, Jules (1917-18, 1918-19, 1919-20)
Lands, Kamari (2022-23)
Larrabee, Wayne (1950-51)
Lasege, Muhammed (2000-01)
Lawhon, Mike (1969-70, 1970-71, 1971-72)
Leathers, Buddy (1958-59, 1959-60, 1960-61)
Lee, Damion (2015-16)
LeGree, Keith (1991-92, 1992-93)
Lester, David (1981-82, 1982-83, 1983-84)
Levitch, David
(2013-14, 2014-15, 2015-16, 2016-17)
Lewis, Trey (2015-16)
Libbey, Burt (1926-27, 1927-28, 1928-29, 1929-30)
Liedtke, Joe (1964-65, 1965-66, 1966-67)
Linonis, Ed (1967-68, 1968-69)

Louisville Basketball Lettermen

Lochmueller, Bob (1949-50, 1950-51, 1951-52)
Locke, Noah (2021-22)
Loehle, Larry (1972-73)
Long, Harry (1933-34, 1934-35, 1935-36)

M

Mahaffey, D.E. (1941-42)
Mahaffey, J.H. (1941-42)
Mahmoud, Anas
(2014-15, 2015-16, 2016-17, 2017-18)
Maish, Orville (1939-40, 1940-41)
Manion, Bob (1947-48, 1948-49)
Mantel, Alex (1956-57, 1957-58, 1958-59)
Marks, Poachy (1924-25, 1925-26)
Marra, Mike (2009-10, 2010-11, 2011-12)
Marshall, Avery (1986-87)
Martin, Jeff (1984-85, 1985-86)
Masterson, Ches (1934-35, 1935-36, 1936-37)
Mathiang, Mangok
(2013-14, 2014-15, 2015-16, 2016-17)
Maybin, Marques
(1997-98, 1998-99, 1999-00, 2000-01)
McCaleb, Harding
(1912-13, 1913-14, 1914-15, 1915-16)
McCarty, Arthur (1914-15)
McClellan, Harvey (1937-38, 1938-39, 1940-41)
McCool, Aidan (2022-23)
McCray, Rodney
(1979-80, 1980-81, 1981-82, 1982-83)
McCray, Scooter
(1978-79, 1980-81, 1981-82, 1982-83)
McDevitt, Coleman (1929-30, 1930-31)
McDonald, Bennie (1926-27, 1927-28)
McGee, Andre
(2005-06, 2006-07, 2007-08, 2008-09)
McIntyre, Jack (1945-46)
McKinley, Jeff (1997-98, 1998-99, 1999-00)
McLendon, Jason (1990-91, 1991-92)
McMahon, Ryan
(2016-17, 2017-18, 2018-19, 2019-20)
McSwain, Mark
(1983-84, 1984-85, 1985-86, 1986-87)
Meiman, Joe (1971-72, 1972-73)
Meiman, John (1975-76)
Meyer, Bob (1937-38, 1938-39)
Miles, Rick (1972-73)
Millard, Chad (2005-06)
Miller, Clyde (1926-27, 1927-28)
Miller, Hercy (2022-23)
Miller, Lynn (1923-24, 1924-25, 1925-26)
Miller, Stuart (2006-07, 2007-08)
Minlend, Charles (2020-21)
Minner, Gordon (1967-68)
Minor, Greg (1991-92, 1992-93, 1993-94)
Mitchell, Danny
(1981-82, 1982-83, 1983-84, 1984-85)
Mitchell, Donovan (2015-16, 2016-17)
Mohammed, Alhaji (2001-02, 2002-03)
Monen, Si (1935-36, 1936-37, 1937-38)
Moreman, Gerry (1953-54, 1954-55, 1955-56)
Morgan, Jim (1954-55, 1955-56, 1956-57)
Morgan, Sam (1915-16, 1917-18, 1918-19, 1919-20)
Moriarty, John (1925-26, 1926-27)
Morris, Landis (1917-18)
Morton, Dwayne (1991-92, 1992-93, 1993-94)
Muldoon, Phil (1941-42)
Murphy, Allen (1972-73, 1973-74, 1974-75)
Murray, Cameron (1997-98, 1998-99)
Musterman, Ed (1930-31)
Myles, Ellis (2000-01, 2001-02, 2002-03, 2004-05)
Myles-Devore, Ashton (2022-23)

N

Naber, Bob (1949-50, 1950-51, 1951-52)
Naydenov, Simeon (2000-01, 2001-02, 2002-03)
Neely, Greg (1968-69, 1969-70, 1970-71)
Newkirk, Richard (1918-19)
Nickelberry, Josh (2019-20, 2020-21)
N'Sima, Joseph (2000-01, 2001-02)
Noble, Chuck (1951-52, 1952-53, 1953-54)
Northern, Bryant (2000-01, 2001-02, 2002-03)
Nunez, Angel (2011-12)
Nwora, Jordan (2017-18, 2018-19, 2019-20)

O

O'Bannon, Larry
(2001-02, 2002-03, 2003-04, 2004-05)
Oddo, Keith (2019-20)
Ogden, J.D. (1935-36)
Ogilvie, Morgan (1943-44)
Okorafor, Emmanuel (2022-23)
Olliges, Will (1984-85, 1985-86, 1986-87, 1987-88)
Olsen, Bud (1959-60, 1960-61, 1961-62)
O'Neal, Lee (1944-45)
Onuaku, Chinanu (2014-15, 2015-16)
Osborn, John (1944-45, 1945-46)
Osborne, Jason (1993-94, 1994-95)
Osborne, Paul (1921-22)
Otte, H. F. (1943-44)

P

Padgett, David (2005-06, 2006-07, 2007-08)
Palacios, Juan (2004-05, 2005-06, 2006-07, 2007-08)
Panther, Louis
(1934-35, 1935-36, 1936-37, 1937-38)
Panther, Dick (1935-36, 1936-37, 1937-38, 1938-39)
Parker, Clyde (1944-45, 1945-46)
Parry, J. F. (1943-44)
Payne, Kenny (1985-86, 1986-87, 1987-88, 1988-89)
Payne, Zan (2022-23)
Peloff, Dick (1960-61, 1961-62, 1962-63)
Perkins, Bill (1968-69, 1969-70)
Perry, Darius (2017-18, 2018-19, 2019-20)
Phillips, Bill (1941-42)
Pike, Hall (1953-54, 1954-55)
Potter, Bobby (1955-56)
Potts, Ray (1947-48, 1948-49)
Powell, Bill (1952-53, 1953-54)
Price, Jim (1969-70, 1970-71, 1971-72)
Price, Zach (2011-12, 2012-13)
Protenic, Jim (1972-73, 1973-74)
Prudhoe, John (1953-54, 1954-55)
Pry, Paul (1969-70, 1970-71)
Pulliam, Marty
(1977-78, 1979-80, 1980-81, 1981-82)

R

Ray, Jack (1959-60, 1960-61, 1961-62)
Raymond, R. H. (1940-41)
Rectenwald, William (1915-16)
Redding, Jacob (2017-18, 2018-19)
Redmon, L. H. (1919-20, 1920-21)
Ree, Devin (2022-23)
Reeves, Kenny
(1946-47, 1947-48, 1948-49, 1949-50)
Reid, B. L. (1936-37, 1937-38)
Reuther, Joe (1961-62, 1962-63, 1963-64)
Reuther, John (1962-63, 1963-64, 1964-65)
Ries, Bob (1944-45)
Riggs, Coric (2002-03)
Robinson, David (1985-86, 1986-87, 1987-88)
Robison, Dick
(1948-49, 1949-50, 1950-51, 1951-52)
Rodgers, Clarence (1912-13, 1913-14, 1914-15)
Rogers, Tick (1992-93, 1993-94, 1994-95, 1995-96)
Rollins, Phil (1952-53, 1953-54, 1954-55, 1955-56)
Roney, J. H. (1937-38, 1938-39)
Rooks, Ron (1961-62, 1962-63, 1963-64)
Rosenfield, Jimmy (1938-39)
Rothman, Judd (1962-63, 1963-64, 1964-65)
Rozier, Clifford (1992-93, 1993-94)
Rozier, Terry (2013-14, 2014-15)
Rubenstein, Ron (1958-59, 1959-60, 1960-61)
Rubin, Roy (1950-51)
Russak, Al (1952-53)

S

Samuels, Samardo (2008-09, 2009-10)
Sanders, Alex (1996-97, 1997-98, 1998-99)
Sanders, Charles (1934-35, 1935-36)
Sawyer, Fred (1958-59, 1959-60, 1960-61)
Schiengold, Pat (1921-22)
Schreiber, Benny (1984-85, 1985-86, 1986-87)
Scott, Will (2006-07, 2007-08, 2008-09)
Search, Ted (1950-51)
Selvy, Marv (1967-68, 1968-69)
Sharpe, Tyler (2016-17)
Shackelford, Roscoe (1954-55, 1955-56, 1956-57)
Sheeley, Joe (1937-38, 1939-40, 1940-41)
Silverstein, Phillip (1921-22)
Simons, Matt (1993-94, 1994-95)
Sims, Alvin (1993-94, 1994-95, 1995-96, 1996-97)
Sipe, Kenny (1938-39, 1939-40, 1940-41, 1941-42)
Siva, Peyton (2009-10, 2010-11, 2011-12, 2012-13)
Slater, Walt (1937-38, 1938-39, 1939-40, 1940-41)
Slazinski, Quinn (2019-20, 2020-21)
Sloan, Wallace (1943-44)
Smiley, Kevin (1998-99, 1999-00)
Smith, Beau Zach
(1993-94, 1994-95, 1995-96, 1996-97)
Smith, Chris (2010-11, 2011-12)
Smith, Dave (1975-76, 1976-77, 1977-78)
Smith, Derek (1978-79, 1979-80, 1980-81, 1981-82)
Smith, Jerry (2006-07, 2007-08, 2008-09, 2009-10)
Smith, LaBradford
(1987-88,1988-89, 1989-90, 1990-91)
Smith, Russ (2010-11, 2011-12, 2012-13, 2013-14)
Smith, Sam (1963-64)
Smith, Troy (1989-90, 1990-91, 1991-92, 1992-93)
Snider, Quentin
(2014-15, 2015-16, 2016-17, 2017-18)
Snyder, Alva (1924-25)
Sosa, Edgar (2006-07, 2007-08, 2008-09, 2009-10)
Sosnin, Hershell (1932-33)
South, Regan (1933-34, 1934-35, 1935-36, 1936-37)
Spalding, Raymond (2015-16, 2016-17, 2017-18)
Spencer, Charlie
(1925-26, 1927-28, 1928-29, 1929-30)
Spencer, Felton
(1986-87, 1987-88, 1988-89, 1989-90)
Stacey, Howard (1958-59, 1959-60, 1960-61)
Stallings, Ron (1970-71, 1971-72)
Steiden, Lee (2007-08, 2008-09)
Stevens, Shelby (1915-16)
Stockman, Matz (2014-15, 2015-16, 2016-17)
Stone, Kip (1990-91, 1991-92)
Stone, Marvin (2002-03)
Stone, Reid (1941-42)
Strickler, Frank (1913-14)
Stripling, Jon (1962-63)
Strull, Asher (1931-32, 1932-33, 1933-34, 1934-35)
Struve, Dudley (1915-16)
Studer, John (1968-69, 1969-70, 1970-71)
Stultz, Elwood (1939-40, 1940-41)
Stultz, John (1935-36, 1936-37)
Sullivan, Bill (1950-51, 1951-52, 1952-53)
Sullivan, Everick
(1988-89, 1989-90, 1990-91, 1991-92)
Summers, Harold (1938-39, 1939-40)
Sumpter, Barry (1983-84, 1984-85)
Sutton, Dwayne (2017-18, 2018-19, 2019-20)
Swopshire, Jared (2008-09, 2009-10, 2011-12)

T

Taylor, A. P. (1941-42)
Taylor, Charlie (1995-96)
Terry, Prentiss (1915-16)
Thomas, Lance (2017-18)
Thomas, Ron (1970-71, 1971-72)
Thompson, Billy
(1982-83, 1983-84, 1984-85, 1985-86)
Thompson, Williard (Tommy)
(1929-30, 1930-31, '31-32)
Threlkeld, Billy
(1931-32, 1932-33, 1933-34, 1934-35)
Tieman, Roger (1957-58, 1958-59, 1959-60)
Tinch, Joshua (2002-03, 2003-04)
Todd, Grover (1913-14)
Traynor, JJ (2020-21, 2021-22, 2022-23)
Trenholme, William (1944-45)
Turner, Hajj (1999-00, 2000-01, 2001-02)
Turner, John (1958-59, 1959-60, 1960-61)
Turner, Bobby (1976-77, 1977-78, 1978-79)
Tyra, Charlie (1954-55, 1955-56, 1956-57)

U

Unseld, Wes (1965-66, 1966-67, 1967-68)

V

Valentine, Robbie
(1982-83, 1983-84, 1984-85, 1985-86)
Vance, Bruce (1919-20)
Van Treese, Stephan
(2009-10, 2010-11, 2012-13, 2013-14)
Van Wagner, Wiley (1931-32)
Varoscak, John (1957-58)
Vilcheck, Al (1969-70, 1970-71, 1971-72)
Vonderbrueggen, Lucian (1943-44)

W

Wade, Lorrenzo (2004-05)
Waggener, Gil (1946-47, 1947-48, 1948-49)
Wagner, A. T. (1938-39)
Wagner, Milt (1981-82, 1982-83, 1983-84, 1985-86)
Walker, Paul (1947-48)
Walker, Samaki (1994-95, 1995-96)
Walsh, Knobby (1945-46, 1946-47)
Ware, Kevin (2011-12, 2012-13, 2013-14)
Watkins, Jerry (1960-61)
Wayne, Jeff (1973-74)
Webb, Derwin
(1989-90, 1990-91, 1991-92, 1992-93)
Weber, Eddie (1924-25, 1925-26, 1926-27, 1927-28)
Weber, Robert (1938-39, 1939-40)
Wedekind, J. B. (1934-35)
West, Chris (1982-83, 1984-85, 1985-86, 1986-87)
West, Jarrod (2021-22)
Wellman, Bob (1950-51)
Wheat, DeJuan
(1993-94, 1994-95, 1995-96, 1996-97)
Wheeler, Roosevelt (2021-22, 2022-23)
White, Andy (1961-62, 1962-63)
White, Chris (1985-86, 1986-87)
Whitehead, Eddie (1964-65, 1965-66)
Whitehead, Luke
(2000-01, 2001-02, 2002-03, 2003-04)
Whitehouse, Harold (1943-44)
Whitfield, Ike (1973-74, 1974-75)
Wilkie, Ray (1944-45)
Wilkinson, Mac (2000-01)
Williams, Harlan (1947-48)
Williams, Keith
(1986-87, 1987-88, 1988-89, 1989-90)
Williams, Larry
(1975-76, 1976-77, 1977-78, 1978-79)
Williams, Malik
(2017-18, 2018-19, 2019-20, 2020-21, 2021-22)
Williams, Terrence
(2005-06, 2006-07, 2007-08, 2008-09)
Williams, Tony
(1996-97, 1997-98, 1998-99, 1999-00)
Williamson, Samuell (2019-20, 2020-21, 2021-22)
Willig, Armin
(1930-31, 1931-32, 1932-33, 1933-34)
Willingter, Paul (1936-37)
Wilson, Rick (1974-75, 1975-76, 1976-77, 1977-78)
Wine, Robby (1992-93, 1993-94, 1994-95, 1995-96)
Wingfield, Tremaine (1990-91, 1991-92)
Withers, Jae'Lyn (2020-21, 2021-22, 2022-23)
Wiznitzer, Gabe (2020-21, 2021-22)
Woods, Chris (1974-75)
Wright, Les (1930-31, 1931-32, 1932-33, 1933-34)
Wright, Poncho (1979-80, 1980-81, 1981-82)

Y

Yaden, Paul (1996-97)
Yeager, Arthur (1921-22)

Z

Zeller, Rod (1943-44)
Zirkle, Charles (1936-37)



Luke Hancock and Darrell Griffith were on hand for the unveiling of a new banner featuring UofL's Final Four Most Outstanding Players, which also includes Pervis Ellison.

Cardinals in the Pros

Deng Adel



Louisville (2015-18)
Cleveland Cavaliers (2019)
After spending much of the 2018-19 season with the Toronto Raptors G-League team, Adel joined the Cavaliers in January 2019. He signed with the Brooklyn Nets in July 2019. Adel played three seasons with the Cardinals, averaging 15.0 points and 5.2 rebounds as a junior in 2017-18.

Roger Burkman



Louisville (1977-81)
Chicago Bulls (1981-82)
A sixth round draft pick, Burkman, played briefly one season with the Chicago Bulls. The defensive specialist saw action in six games with Chicago. Known as "Instant Defense" with the Cardinals, helping UofL to the 1980 NCAA title.

Gorgui Dieng



Louisville (2010-13)
Minn. Timberwolves (2013-20)
Memphis Grizzlies (2019-21)
San Antonio Spurs (2020-21, '22-23)
Atlanta Hawks (2021-22)
Named to the 2014 NBA All-Rookie second team. First-round draft choice of the Utah Jazz in 2013 (21st overall) before a trade to the Timberwolves, where he played seven seasons. UofL single-season leader in blocked shots (128) and is second in career blocks (267).

Henry Bacon



Louisville (1969-72)
San Diego (1972-73)
Played one season with San Diego of the ABA, scoring 166 points in 47 games during the 1972-73 season. Helped the Cardinals reach the NCAA Final Four in 1972, Coach Denny Crum's first season at UofL.

Earl Clark



Louisville (2006-09)
Phoenix Suns (2009-10)
Orlando Magic (2010-12)
Los Angeles Lakers (2012-13)
Cleveland Cavaliers (2013-14)
Brooklyn Nets (2014-15)
First-round draft pick (14th overall) by the Phoenix Suns following his junior year at UofL. Helped UofL to back-to-back NCAA Elite Eight appearances. Started 36 games for the Lakers in '12-13, averaging 7.6 points and 5.5 rebounds.

Jerry Eaves



Louisville (1978-82)
Utah Jazz (1982-87)
Sacramento Kings (1986-87)
A third round draft pick, Eaves played three seasons in the NBA with two teams. Averaged 9.3 ppg as a rookie with the Utah Jazz. Starting guard for Cards' 1980 NCAA Championship team. Served as the head basketball coach at North Carolina A & T for nine years and UofL assistant in '96-99.

Butch Beard



Louisville (1966-69)
Atlanta (1969-70)
Cleveland (1971-72, '75-76)
Seattle (1972-73)
Golden State (1973-75)
New York (1975-79)
Tenth pick overall in the 1969 NBA Draft. Played nine seasons in the NBA. Best season as a pro was 1971-72, averaging 15.4 ppg with Cleveland as an NBA All-Star. Scored 5,571 points in 637 career games.

Jack Coleman



Louisville (1946-49)
Rochester (1949-56)
St. Louis (1956-58)
A nine-year veteran of the NBA, playing six and a half years with Rochester and two and a half years with St. Louis. Totalled 6,721 points in 633 career games over his NBA career. Led UofL to the 1948 NAIB national championship.

Pervis Ellison



Louisville (1985-89)
Sacramento Kings (1989-90)
Washington Bullets (1990-94)
Boston Celtics (1994-01)
Top pick of the 1989 draft to Sacramento, where he played one season. Named the NBA's Most Improved Player in 1991-92 with the Bullets when he averaged 20 points, 11.2 rebounds and 2.7 blocks. MOP of the 1986 NCAA Final Four and 1988-89 All-American.

Phillip Bond



Louisville (1972-77)
Houston Rockets (1977-78)
A third round draft pick, Bond played in seven games with the Houston Rockets in the 1977-78 season. Fourth in career assists at UofL with 528, he led the Cardinals in assists for three straight seasons.

Wesley Cox



Louisville (1973-77)
Golden State Warriors (1977-79)
A first round draft pick in 1977, Cox played two seasons in the NBA with Golden State. Scored 342 points in 74 career games. Earned All-America honors in 1977 for UofL when he averaged 16.5 points for the Cardinals.

Reece Gaines



Louisville (1999-2003)
Orlando Magic (2003-04)
Houston Rockets (2004-05)
Milwaukee Bucks (2005-06)
Drafted by the Orlando Magic in the first round of the 2003 NBA draft (15th pick overall). Finalist for national player of the year honors as a senior at UofL, where he ranks among the top five all-time in scoring, three-point goals and free throws.

Junior Bridgeman



Louisville (1972-75)
Milwaukee Bucks (1975-84, 1986-87)
L. A. Clippers (1984-86)
Eighth pick in the 1975 draft. Played ten seasons with Milwaukee and two with the Los Angeles Clippers. Averaged double figures in scoring from 1976-85. Finished his NBA career with 11,517 points in 849 games. Had his jersey (No. 2) retired by the Bucks.



Francisco Garcia



Louisville (2002-05)
Sacramento Kings (2005-13)
Houston Rockets (2013-15)
Drafted by the Sacramento Kings in the first round of the 2005 NBA draft (23rd overall). Played eight seasons with the Kings before a trade to the Rockets in February 2013. Scored 4,323 career NBA points. Holds the UofL single-game record for assists with 15 vs. Murray State (1-3-04).

Cardinals in the Pros

Lancaster Gordon



Louisville (1980-84)
Los Angeles Clippers (1984-88)
The eighth player taken overall in the 1984 NBA draft, he played four seasons with the Los Angeles Clippers. Single-game scoring high was 33 points on March 17, 1987 against Portland. Totalled 1,125 points in 201 games for his career.

David Johnson



Louisville (2019-21)
Toronto Raptors (2021-22)
Second round pick in the 2021 NBA Draft to the Toronto Raptors (47th overall) after his sophomore year. Only player in the ACC among the top 25 in both rebounding and assists as a sophomore in 2020-21, averaging 12.6 points, 3.2 assists (13th in the ACC) and 5.8 rebounds (22nd).

Mangok Mathiang



Louisville (2013-17)
Charlotte Hornets (2017-18)
Mathiang signed a two-way contract with the Charlotte Hornets in 2017 after being undrafted following his senior year at UofL. Played briefly with the Hornets as a rookie and most of the season with the G League Greensboro Swarm, where he averaged10.8 points and 9.2 rebounds.

Darrell Griffith



Louisville (1976-80)
Utah Jazz (1980-91)
Second overall pick of the 1980 draft to the Utah Jazz, where he played his entire 10-year career. Named 1981 NBA Rookie of the Year when he averaged 20.6 ppg. Finished his NBA career with 12,391 points in 765 games. Career scoring leader at UofL (2,333 points).

Jaylen Johnson



Louisville (2014-17)
Chicago Bulls (2017-18)
Johnson was undrafted following his junior year at UofL and played briefly with the Chicago Bulls. Played much of the 2017-18 season with the G League Windy City Bulls, where he averaged 11.5 points and 7.5 rebounds. Scored 458 points and 334 rebounds in his UofL career.

Rodney McCray



Louisville (1979-83)
Houston Rockets (1983-88)
Sacramento Kings (1988-90)
Dallas Mavericks (1990-92)
Chicago Bulls (1992-93)
Played 10 seasons in the NBA, his last as a member of the World Champion Chicago Bulls in 1992-93. Honored on the NBA's All-Defensive team in 1988. Led the NBA in minutes played in 1989-90 with the Sacramento Kings.

Mike Grosso



Louisville (1967-70)
Pittsburgh (1971-72)
Played one season with Pittsburgh of the ABA, scoring 104 points in 25 games. Led the Cardinals twice in rebounding with each year ranking among UofL's top ten single season efforts (432 in '68-69; 376 in '69-70).

Carlik Jones



Louisville (2020-21)
Dallas Mavericks (2021-22)
Denver Nuggets (2021-22)
Chicago Bulls (2022-23)
A First-Team All-ACC selection in his lone season at Louisville, Jones averaged 16.8 points, 4.9 rebounds and 4.5 assists per game as a graduate transfer. Signed an undrafted free agent deal with the Dallas Mavericks and was named G League Most Valuable Player for the 2022-23 season.

Scooter McCray



Louisville (1978-83)
Seattle SuperSonics (1983-84)
Cleveland Cavaliers (1986-87)
A second round draft pick, McCray played two seasons in the NBA. He had his best pro season in his rookie year with Seattle, when he scored 129 points in 47 games. Ranks among UofL's top 15 career assist leaders (349). Was an assistant coach with the Cards for 10 years.

Jerome Harmon



Louisville (1989-90)
Philadelphia 76ers (1994-95)
Scored 46 points in 10 games with the 76ers. Second-leading scorer in his one season with the Cardinals, averaging 14.7 points and 3.6 rebounds with 36 dunks in 1989-90.

Charles Jones



Louisville (1980-84)
Phoenix Suns (1984-86)
Portland Trailblazers (1987-88)
Washington Bullets (1988-89)
Third in career blocked shots at UofL (208), Jones played four seasons in the NBA. Averaged 8.4 ppg and 5.1 rpg his rookie year with Phoenix. Totalled 1,015 points in 201 career NBA games over four years.

Greg Minor



Louisville (1991-94)
Boston Celtics (1994-00)
Member of the Celtics six years after being drafted 25th overall by the L.A. Clippers and then traded to the Indiana Pacers. Scored 31 points in his first starting assignment with the Celtics (1-27-95). Averaged 4.9 points in 44 games (7 starts) for the Celtics in '99-00. Third in '96 NBA Slam Dunk contest.

Montrezl Harrell



Louisville (2012-15)
Houston Rockets (2015-17)
Los Angeles Clippers (2017-20)
Los Angeles Lakers (2020-21)
Washington Wizards (2021-22)
Charlotte Hornets (2021-22)
Philadelphia 76ers (2022-23)
Second-round draft pick (32nd overall) by Houston Rockets following his junior year. Traded in 2017 to the LA Clippers, where he averaged 16.6 points and 6.6 rebounds in 2018-19. 2020 NBA Sixth Man of the Year.

Damion Lee



Louisville (2015-16)
Atlanta Hawks (2017-18)
Golden St. Warriors (2018-22)
Phoenix Suns (2022-23)
Lee was undrafted following his lone season at UofL as a graduate transfer. He played the last 15 games of the 2017-18 season with the Atlanta Hawks, where he averaged 10.7 points and 4.7 rebounds. Signed a two-way contract with Golden State in 2018 and won NBA title in 2022.

Donovan Mitchell



Louisville (2015-17)
Utah Jazz (2017-22)
Cleveland Cavaliers (2022-23)
First round NBA Draft pick (13th pick overall) in 2017 by the Denver Nuggets, then traded to the Utah Jazz. Led all rookies in scoring, averaging 20.5 points. Runner-up for NBA Rookie of the Year, won 2018 NBA Slam Dunk title and received the NBPA Leader of the New School Award (best rookie). 2020-23 NBA All-Star.

Cardinals in the Pros


Donovan Mitchell

Dwayne Morton



Louisville (1991-94)
Golden St. Warriors (1994-95)
Earned a spot on the Golden State roster after being chosen in the second round in 1994 (45th pick overall). Played in 41 games in '94-95, starting six, while totalling 167 points and 58 rebounds. UofL's all-time leader in three-point field goal percentage (.461), scoring 1,428 career points.

Bud Olsen



Louisville (1959-62)
Cincinnati (1962-66)
San Francisco (1965-67)
Seattle (1967-68)
Boston (1968-69)
Detroit (1968-69)
Kentucky Colonels (1969-70)
A seven-year player in the NBA for six different teams. Olsen enjoyed his best season as a pro when he averaged 7.5 ppg for Cincinnati in 1964-65. Totalled 1,935 points in 453 games during his pro career.

Clifford Rozier



Louisville (1992-94)
Golden St. Warriors (1994-96)
Toronto Raptors (1997)
Minn. Timberwolves (1997-98)
First-round draft choice of the Warriors in '94. Started 34 games as a rookie, averaging 6.8 points and 7.4 rebounds. Started 29 games for the Raptors in 1997. Consensus first team All-America in 1994, posting 41 scoring / rebounding double-doubles in 2 years.

Chinanu Onuaku



Louisville (2014-16)
Houston Rockets (2016-18)
Second-round draft choice of the Rockets in 2016 (37th pick overall) after two seasons at UofL. Averaged 9.9 points, 8.5 rebounds (8th in the ACC) and shot 61.9 percent from the field as a sophomore with 11 double-doubles and a team-high 36 dunks on the season. All-ACC Defensive Team honoree.

Terry Rozier



Louisville (2013-15)
Boston Celtics (2015-19)
Charlotte Hornets (2019-23)
First-round draft choice of the Celtics in 2015 (16th pick overall) after two seasons at UofL. Major contributor for the Celtics in 2017-18. Traded in July 2019 to the Charlotte Hornets, where he was second in scoring and assists. Finalist for the 2015 Bob Cousy Collegiate PG of the Year award.

Allen Murphy



Louisville (1972-75)
Kentucky Colonels (1975-76)
Played one season with the Kentucky Colonels before a knee injury cut his career short. He scored 113 points in 29 games for Kentucky in the 1975-76 ABA season. Led the Cardinals to the 1975 Final Four.

Kenny Payne



Louisville (1985-89)
Philadelphia 76ers (1989-93)
A first round draft pick in 1989 (19th overall pick), Payne played three and a half seasons with the Philadelphia 76ers. Totalled 424 points in 131 games in his career. Fourth in UofL career three point field goal percentage (.401). Currently an assistant coach with the New York Knicks.

Samardo Samuels



Louisville (2008-10)
Cleveland Cavaliers (2010-13)
Signed as a free agent with the Cleveland Cavaliers after two seasons at UofL. He played in 109 games for the Cavs over three seasons with a scoring high of 23 points vs. San Antonio (3/2/11). Totalled 924 points in two seasons at UofL. Scored a career high 36 vs. Notre Dame as a sophomore.

Chuck Noble



Louisville (1950-54)
Ft. Wayne (1955-57)
Detroit (1957-62)
Played seven seasons in the NBA with two teams. He began his pro career with Fort Wayne, averaging 9.5 points as a rookie. He had his best season as a pro with Detroit when he averaged 11.3 ppg. Totalled 3,276 points in 411 games for his career.

Jim Price



Louisville (1969-72)
L.A. Lakers (72-75, 78-79)
Milwaukee Bucks (1974-77)
Denver Nuggets (1976-78)
Detroit Pistons (1977-78)
Earned NBA All-Rookie team honors in 1973 with the Los Angeles Lakers. Named to the NBA All-Defensive team the following year, averaging 15.2 ppg. Price made the 1975 NBA All-Star Team as a member of the Milwaukee Bucks.

Peyton Siva



Louisville (2009-13)
Detroit Pistons (2013-14)
Orlando Magic (2014-15)
Second-round draft choice of the Pistons in 2013 (56th pick overall). Second in career steals (254) and assists (677) at UofL. Starting guard on the Cards' 2013 NCAA Championship team and 2012 Final Four squad. Two-time MOP of the BIG EAST Championship.

Jordan Nwora



Louisville (2017-20)
Milwaukee Bucks (2020-22)
Indiana Pacers (2022-23)
Drafted in the 2020 NBA Draft second round (45th overall) by Milwaukee. Consensus third team All-America and second team CoSIDA Academic All-America in 2019-20 as a junior when he averaged 18.0 ppg and 7.7 rpg. Finalist for 2019-20 Julius Erving Award and was runner-up in the ACC Player of the Year voting.

Phil Rollins



Louisville (1952-56)
Philadelphia (1958-59)
Cincinnati Royals (1958-61)
St. Louis (1960-61)
New York (1960-61)
Played three years in the NBA with four different teams. In the 1959-60 season, he enjoyed his best season as a pro in scoring 393 points in 72 games (5.5 ppg average). Starting guard on UofL's 1956 NIT Championship team.

Chris Smith



Louisville (2010-12)
New York Knicks (2013-14)
Played briefly for the New York Knicks in 2013-14. Starting guard on the Cards' 2012 NCAA Final Four team, averaging 9.7 points. Fourth in the Big East in three-point percentage as a senior (67-of-168, .399).

Cardinals in the Pros

Derek Smith



Louisville (1978-82)
San Diego/L.A. Clippers (1982-86)
Sacramento (1986-89)
Philadelphia 76ers (1989-90)
Boston Celtics (1990-91)
Smith's best season was 1984-85 with the L.A. Clippers when he averaged 22.1 ppg and ranked among the top five NBA guards in rebounds, FG percentage, scoring and blocked shots. Totalled 4,563 points in 333 games over nine seasons.

Ron Thomas



Louisville (1970-1972)
Kentucky Colonels (1972-76)
Thomas played for the Kentucky Colonels of the ABA for four years. He totalled 1,051 points in 264 games during his his four-year career with the Colonels. Thomas was the last UofL player to average double figures in rebounding (13.5) for the Cards until Clifford Rozier averaged 10.9 in '92-93.

Milt Wagner



Louisville (1981-86)
Los Angeles Lakers (1987-88)
Miami Heat (1990-91)
Sixth on Cardinals' all-time scoring list (1,834 points), Wagner played one year in the NBA with the 1988 World Champion Los Angeles Lakers, averaging 3.8 ppg as a reserve guard. He played one year with the Miami Heat and several in the CBA and Europe.

LaBradford Smith



Louisville (1987-91)
Washington Bullets (1991-93)
Sacramento Kings (1993-94)
A 1991 first-round NBA draft pick (19th overall), Smith averaged 9.3 ppg in 1993-94, his second with the Bullets. He scored a career-high 37 points at Chicago (March 19, 1993). UofL's all-time assist leader (713) and career free throw percentage leader (.866).

Billy Thompson



Louisville (1982-1986)
Los Angeles Lakers (1986-88)
Miami Heat (1988-91)
A member of the NBA Champion L.A. Lakers in 1987, where he became one of only four players to have played on an NCAA Championship and NBA Championship team in back-to-back years. Totalled 2,580 career points in 322 games.

Samaki Walker



Louisville (1994-96)
Dallas Mavericks (1996-00)
San Antonio Spurs (2000-01)
Los Angeles Lakers (2001-03)
Miami Heat (2003-04)
Washington Wizards (2004-05)
Indiana Pacers (2005-06)
Drafted with the ninth pick overall by the Mavericks following his sophomore year. Had a triple-double with 14 points, 10 rebounds and 11 blocked shots vs. Kentucky (1-1-95). Member of World Champion '01-02 Lakers.

Russ Smith



Louisville (2010-14)
New Orleans Pelicans ('14-15)
Memphis Grizzlies (2015-16)
Second-round draft choice of the Philadelphia 76ers in 2014 (47th overall) before a subsequent trade to the Pelicans. A consensus first-team All-American, he is fifth in career scoring (1,908 pts.) and is the Cards' career leader in steals (257). Twice named KenPom Player of the Year.

John Turner



Louisville (1958-61)
Chicago Bulls (1961-62)
An All-America pick for the Cardinals in 1961, Turner played one season in the NBA with Chicago, scoring 200 points in 42 games during the 1961-62 season. His 669 points scored as a senior (23.1 avg.) is the second highest ever in a season at UofL.

DeJuan Wheat



Louisville (1993-97)
Minn. Timberwolves (1997-98)
Vancouver Grizzlies (1998-99)
FIrst player in NCAA history with career totals of at least 2,000 points (2,183), 450 assists (498), 300 three-point goals (323) and 200 steals (204). Cards' No 2 all-time scorer produced a high game of 19 points and 8 assists against Milwaukee (4-18-98) as a rookie with the T-wolves.

Ray Spalding



Louisville (2015-18)
Dallas Mavericks (2018-19)
Phoenix Suns (2019)
Charlotte Hornets (2020)
Second round NBA Draft pick (56th pick overall) in 2018 by the Philadelphia 76ers following his junior year, then traded to the Dallas Mavericks. Signed a two-way contract with the Charlotte in January 2020. Had 13 career double-doubles at UofL.

Charlie Tyra



Louisville (1953-57)
New York (1957-61)
Chicago (1961-62)
A two-time consensus All-America pick at UofL, Tyra played five years in NBA, four with New York and one in Chicago. Originally drafted by Detroit, Tyra averaged a season-best 12.8 ppg in 74 games with New York in 1959-60. Tyra scored 3,091 points in his 348 pro career games.

Terrence Williams



Louisville (2005-09)
New Jersey Nets (2009-10)
Houston Rockets (2010-12)
Sacramento Kings (2012)
Boston Celtics (2012-13)
First-round draft selection and 11th overall pick by the New Jersey Nets. Only player in UofL history with career totals over 1,500 points (1,565, 19th at UofL), 900 rebounds (970, 7th), 500 assists (545, 3rd) and 200 steals (210, 7th).

Felton Spencer



Louisville (1986-90)
Minn. Timberwolves (1990-93)
Utah Jazz (1993-96)
Golden St. Warriors (1996-99)
San Antonio Spurs (1999-00)
New York Knicks (2000-02)
Played three years with the Minnesota Timberwolves. Traded to the Utah Jazz in 1993 where he started at center three years. Started 65 games for Golden State in '96-97. Holds UofL record for career FG pct. (.628).

Wes Unseld



Louisville (1965-68)
Washington Bullets (1968-81)
Played 13 years for the Baltimore/Washington Bullets. Second player in NBA history to be chosen NBA Rookie of the Year and Most Valuable Player in the same season. Named Championship Series MVP in leading the Bullets to the 1978 NBA title. Enshrined in the Pro Basketball Hall of Fame in 1988.

Rick Wilson



Louisville (1974-78)
Atlanta Hawks (1978-80)
Wilson played two years with the Atlanta Hawks. A 1978 second round draft pick, he played every position but center in his two-year NBA career. Twice in the 1978-79 season, he scored personal NBA career highs of ten points against Golden State and Portland.

All-Time UofL Pro Draft List

Name (Yrs. at UofL)	Pos.	Year Drafted	Round (Overall Pick)	NBA Team
NBA				
Jack Knopf (1945-47)	G	1947	2nd (17)	St. Louis Bombers
Dee Compton (1946-48)	F	1948	2nd (77)	Philadelphia Warriors
George Hauptfuhrer * (1944-46)	F	1948	1st (3)	Boston Celtics
Jack Coleman (1946-49)	F	1949	2nd (19)	Rochester Royals
Kenny Reeves (1946-50)	G	1950	4th (37)	Boston Celtics
Bob Brown (1948-52)	G/F	1952	11th (81)	Philadelphia Warriors
Bob Lochmueller (1949-52)	F	1952	1st (7)	Syracuse Nationals
Chuck Noble (1951-54)	F	1954	4th (30)	Philadelphia Warriors
John Prudhoe (1953-55)	C	1955	12th (87)	Rochester Royals
Gerry Moreman (1953-56)	G	1956	10th (70)	Rochester Royals
Phil Rollins (1952-56)	G	1956	2nd (15)	Philadelphia 76ers
Bill Darragh (1954-57)	F	1957	8th (59)	St. Louis Hawks
Jim Morgan (1954-57)	G	1957	2nd (17)	Syracuse Nationals
Charlie Tyra (1954-57)	C	1957	1st (2)	Detroit Pistons
Jerry DuPont (1955-58)	C	1958	13th (83)	Cincinnati Royals
Don Goldstein (1956-59)	F/C	1959	2nd (8)	Detroit Pistons
Fred Sawyer (1958-61)	F	1961	2nd (13)	Los Angeles Lakers
Howard Stacey (1957-60)	G	1961	13th (104)	St. Louis Hawks
John Turner (1958-61)	F	1961	2nd (18)	Chicago Packers
Bud Olsen (1959-62)	F/C	1962	2nd (13)	Cincinnati Royals
Sam Smith * (1963-64)	F	1967	3rd (28)	Cincinnati Royals
Fred Holden (1965-68)	G	1968	16th (191)	Chicago Bulls
Wes Unseld (1965-68)	C	1968	1st (2)	Baltimore Bullets
Butch Beard (1966-69)	G	1969	1st (10)	Atlanta Hawks
Mike Grosso (1968-70)	C	1969	3rd (42)	Philadelphia 76ers
Jerry King (1966-69)	F	1969	5th (60)	Seattle Supersonics
Henry Bacon (1969-72)	G	1972	6th (93)	Golden State Warriors
Jim Price (1969-72)	G	1972	2nd (16)	Los Angeles Lakers
Ron Thomas (1970-72)	F/C	1972	6th (90)	Seattle Supersonics
Al Vilcheck (1969-72)	F/C	1972	10th (153)	Phoenix Suns
Bill Butler (1972-74)	F	1974	8th (133)	Atlanta Hawks
Junior Bridgeman (1972-75)	G	1975	1st (8)	Los Angeles Lakers
Allen Murphy (1972-75)	G	1975	2nd (35)	Phoenix Suns
Wesley Cox (1973-77)	G/F	1977	1st (18)	Golden State Warriors
Phillip Bond (1972-77)	G	1977	3rd (62)	Houston Rockets
Wesley Cox (1973-77)	G/F	1977	1st (18)	Golden State Warriors
Rick Gallon (1974-78)	F/C	1978	3rd (51)	Buffalo Braves
Rick Wilson (1974-78)	G	1978	2nd (25)	Atlanta Hawks
Larry Williams (1975-79)	F	1979	5th (102)	Denver Nuggets
Darrell Griffith (1976-80)	G	1980	1st (2)	Utah Jazz
Bobby Turner (1976-79)	G	1980	7th (150)	New York Knicks
Roger Burkman (1977-81)	G	1981	6th (130)	Chicago Bulls
Jerry Eaves (1978-82)	G	1982	3rd (55)	Utah Jazz
Derek Smith (1978-82)	G/F	1982	2nd (35)	Golden State Warriors
Poncho Wright (1979-82)	F	1982	6th (120)	Kansas City Kings
Rodney McCray (1979-83)	F	1983	1st (3)	Houston Rockets
Scooter McCray (1978-83)	F	1983	2nd (36)	Seattle Supersonics
Lancaster Gordon (1980-84)	G	1984	1st (8)	Los Angeles Clippers
Charles Jones (1980-84)	F/C	1984	2nd (36)	Phoenix Suns
Jeff Hall (1982-86)	G	1986	6th (118)	Indiana Pacers
Milt Wagner (1981-86)	G	1986	2nd (35)	Dallas Mavericks
Billy Thompson (1982-86)	F	1986	1st (19)	Atlanta Hawks
Herbert Crook (1984-88)	F	1988	3rd (61)	Indiana Pacers
Pervis Ellison (1985-89)	F/C	1989	1st (1)	Sacramento Kings
Barry Sumpter * (1983-85)	C	1988	3rd (56)	San Antonio Spurs
Kenny Payne (1985-89)	F	1989	1st (19)	Philadelphia 76ers
Felton Spencer (1986-90)	C	1990	1st (6)	Minnesota Timberwolves
LaBradford Smith (1987-91)	G	1991	1st (19)	Washington Bullets
Greg Minor (1991-94)	G/F	1994	1st (25)	Los Angeles Clippers
Dwayne Morton (1991-94)	G/F	1994	2nd (45)	Golden State Warriors
Clifford Rozier (1992-94)	C/F	1994	1st (16)	Golden State Warriors
Samaki Walker (1994-96)	F/C	1996	1st (9)	Dallas Mavericks
DeJuan Wheat (1992-96)	G	1997	2nd (52)	Los Angeles Lakers
Reece Gaines (1999-2003)	G	2003	1st (15)	Orlando Magic
Francisco Garcia (2002-05)	F	2005	1st (23)	Sacramento Kings
Earl Clark (2006-09)	F	2009	1st (14)	Phoenix Suns
Terrence Williams (2005-09)	F	2009	1st (11)	New Jersey Nets
Derrick Caracter * (2006-08)	F	2010	2nd (58)	Los Angeles Lakers
Gorgui Dieng (2010-13)	C	2013	1st (21)	Utah Jazz
Peyton Siva (2009-13)	G	2013	2nd (56)	Detroit Pistons
Russ Smith (2010-14)	G	2014	2nd (47)	Philadelphia 76ers
Montrezl Harrell (2012-15)	F	2015	2nd (32)	Houston Rockets
Terry Rozier (2013-15)	G	2015	1st (16)	Boston Celtics
Chinanu Onuaku (2014-16)	F/C	2016	2nd (37)	Houston Rockets
Donovan Mitchell (2015-17)	G	2017	1st (13)	Denver Nuggets
Ray Spalding (2015-18)	F	2018	2nd (56)	Philadelphia 76ers
Jordan Nwora (2017-20)	F	2020	2nd (45)	Milwaukee Bucks
David Johnson (2019-21)	G	2021	2nd (47)	Toronto Raptors
**did not complete collegiate career at Louisville*				
ABA				
Wes Unseld (1965-68)	C	1968	5th	Kentucky Colonels
Butch Beard (1966-69)	G	1969	6th	Dallas Chapparals
Jerry King (1966-69)	F	1969	2nd	Denver Rockets
Henry Bacon (1969-72)	G	1972		Memphis Tams
Ron Thomas (1970-72)	F/C	1972	4th	Memphis Tams
Al Vilchek (1969-72)	C	1972		Dallas Chapparals
Jim Price (1969-72)	G	1972	3rd	Memphis Tams
Bill Butler (1972-74)	F	1974	7th	Kentucky Colonels
Bill Bunton (1971-75)	C	1975	7th	Virginia Squires
CBA				
Manuel Forrest (1981-85)	F	1985	1st (22)	Evansville Thunder
Mark McSwain (1983-87)	F	1987	2nd (21)	Mississippi Jets
Tony Kimbro (1985-90)	F	1990	6th (94)	Pensacola Tornados
Keith Williams (1986-90)	G	1990	6th (95)	Quad City Thunder
Cornelius Holden (1988-92)	F	1992	5th (66)	Rapid City Thrillers
James Brewer (1988-93)	G	1993	6th (84)	Yakima Sun Kings
Alvin Sims (1993-97)	G	1997	3rd (24)	Quad Cty Thunder



Louisville's Top-10 Overall Picks in the NBA Draft (13)

Pervis Ellison - 1989 - 1st overall pick

Darrell Griffith - 1980 - 2nd overall pick

Wes Unseld - 1968 - 2nd overall pick

Charlie Tyra - 1957 - 2nd overall pick

Rodney McCray - 1983 - 3rd overall pick

George Hauptfuhrer - 1948 - 3rd overall pick

Felton Spencer - 1990 - 6th overall pick

Bob Lochmueller - 1952 - 7th overall pick

Lancaster Gordon - 1984 - 8th overall pick

Junior Bridgeman - 1975 - 8th overall pick

Don Goldstein - 1959 - 8th overall pick

Samaki Walker - 1996 - 9th overall pick

Butch Beard - 1969 - 10th overall pick



2023-24 LOUISVILLE BASKETBALL

Louisville Records

Year-by-Year Records

(108 Seasons) Year	Coach	Won	Lost	Pct	Post-Season Tournament
1911-12	William Gardiner	0	3	.000	—
1912-13	Captains	2	3	.400	—
1913-14	Captains	2	6	.250	—
1914-15	Captains	4	5	.444	—
1915-16	Ed Bowman	8	3	.727	—
1916-17	No Formal Team				
1917-18	Ed Bowman	3	4	.429	—
1918-19	Earl Ford & Jim Parks	7	4	.636	—
1919-20	Tuley Brucker	6	5	.545	—
1920-21	Jimmie Powers	3	8	.272	—
1921-22	Dr. John T. O'Rourke	1	13	.071	—
1922-23	No Formal Team				
1923-24	Fred Enke	4	13	.235	—
1924-25	Fred Enke	10	7	.588	—
1925-26	Tom King	4	8	.333	KIAC
1926-27	Tom King	7	5	.583	KIAC
1927-28	Tom King	12	4	.750	KIAC
1928-29	Tom King	12	8	.600	KIAC
1929-30	Tom King	9	6	.600	KIAC & SIAA
1930-31	Edward Weber	5	11	.313	KIAC
1931-32	Edward Weber	15	7	.682	KIAC & SIAA
1932-33	C.V. Money	11	11	.500	KIAC
1933-34	C.V. Money	16	9	.640	KIAC & SIAA
1934-35	C.V. Money	5	9	.357	KIAC
1935-36	C.V. Money	14	11	.560	KIAC & SIAA
1936-37	Lawrence Apitz	4	8	.333	KIAC
1937-38	Lawrence Apitz	4	11	.267	KIAC
1938-39	Lawrence Apitz	1	15	.063	KIAC
1939-40	Lawrence Apitz	1	18	.053	KIAC
1940-41	John C. Heldman, Jr.	2	14	.125	KIAC
1941-42	John C. Heldman, Jr.	7	10	.412	KIAC
1942-43	No Formal Team				
1943-44	Harold Church & Walter Casey	10	10	.500	—
1944-45	Bernard Hickman	16	3	.842	—
1945-46	Bernard Hickman	22	6	.786	KIAC
1946-47	Bernard Hickman	17	6	.739	KIAC
1947-48	Bernard Hickman	29	6	.829	KIAC, NAIB & Olympic Trials
1948-49	Bernard Hickman	23	10	.697	OVC
1949-50	Bernard Hickman	21	11	.656	—
1950-51	Bernard Hickman	19	7	.731	NCAA
1951-52	Bernard Hickman	20	6	.769	NIT
1952-53	Bernard Hickman	22	6	.786	NIT
1953-54	Bernard Hickman	22	7	.759	NIT
1954-55	Bernard Hickman	19	8	.704	NIT
1955-56	Bernard Hickman	26	3	.897	NIT
1956-57	Bernard Hickman	21	5	.808	—
1957-58	Bernard Hickman	13	12	.520	—
1958-59	Bernard Hickman	19	12	.613	NCAA
1959-60	Bernard Hickman	15	11	.577	—
1960-61	Bernard Hickman	21	8	.724	NCAA
1961-62	Bernard Hickman	15	10	.600	—
1962-63	Bernard Hickman	14	11	.560	—
1963-64	Bernard Hickman	15	10	.600	NCAA
1964-65	Bernard Hickman	15	10	.600	—
1965-66	Bernard Hickman	16	10	.615	NIT
1966-67	Bernard Hickman	23	5	.821	NCAA
1967-68	John Dromo	21	7	.750	NCAA
1968-69	John Dromo	21	6	.778	NIT
1969-70	John Dromo	18	9	.667	NIT
1970-71	John Dromo, Howard Stacey	20	9	.689	NIT
1971-72	Denny Crum	26	5	.839	NCAA
1972-73	Denny Crum	23	7	.767	NIT
1973-74	Denny Crum	21	7	.750	NCAA
1974-75	Denny Crum	28	3	.903	NCAA
1975-76	Denny Crum	20	8	.714	NIT
1976-77	Denny Crum	21	7	.750	NCAA
1977-78	Denny Crum	23	7	.767	NCAA
1978-79	Denny Crum	24	8	.750	NCAA
1979-80	Denny Crum	33	3	.917	NCAA
1980-81	Denny Crum	21	9	.700	NCAA
1981-82	Denny Crum	23	10	.697	NCAA
1982-83	Denny Crum	32	4	.889	NCAA
1983-84	Denny Crum	24	11	.686	NCAA
1984-85	Denny Crum	19	18	.514	NIT
1985-86	Denny Crum	32	7	.821	NCAA
1986-87	Denny Crum	18	14	.563	—
1987-88	Denny Crum	24	11	.686	NCAA
1988-89	Denny Crum	24	9	.727	NCAA
1989-90	Denny Crum	27	8	.771	NCAA
1990-91	Denny Crum	14	16	.467	—
1991-92	Denny Crum	19	11	.633	NCAA
1992-93	Denny Crum	22	9	.710	NCAA
1993-94	Denny Crum	28	6	.824	NCAA
1994-95	Denny Crum	19	14	.576	NCAA
1995-96	Denny Crum	22	12	.647	NCAA
1996-97	Denny Crum	26	9	.743	NCAA
1997-98	Denny Crum	12	20	.375	—
1998-99	Denny Crum	19	11	.633	NCAA
1999-00	Denny Crum	19	12	.613	NCAA
2000-01	Denny Crum	12	19	.387	—
2001-02	Rick Pitino	19	13	.594	NIT
2002-03	Rick Pitino	25	7	.781	NCAA
2003-04	Rick Pitino	20	10	.667	NCAA
2004-05	Rick Pitino	33	5	.868	NCAA
2005-06	Rick Pitino	21	13	.617	NIT
2006-07	Rick Pitino	24	10	.705	NCAA
2007-08	Rick Pitino	27	9	.750	NCAA
2008-09	Rick Pitino	31	6	.838	NCAA
2009-10	Rick Pitino	20	13	.606	NCAA
2010-11	Rick Pitino	25	10	.714	NCAA
2011-12*	Rick Pitino	0*	9*	.000*	*
2012-13*	Rick Pitino	0*	5	.000*	*
2013-14*	Rick Pitino	0*	5*	.000*	*
2014-15*	Rick Pitino	0*	8*	.000*	*
2015-16	Rick Pitino	23	8	.742	—
2016-17	Rick Pitino	25	9	.735	NCAA
2017-18	David Padgett	22	14	.611	NIT
2018-19	Chris Mack	20	14	.588	NCAA
2019-20	Chris Mack	24	7	.774	#
2020-21	Chris Mack	13	7	.650	—
2021-22	Chris Mack, Mike Pegues	13	19	.406	—
2022-23	Kenny Payne	4	28	.125	
Totals	**109 Seasons**	**1776***	**987***	**.643***	

*Records from 2011-15 do not include results that were vacated by the NCAA Committee on Infractions. On-court results from those four seasons include:

#canceled due to COVID-19

***On-Court Results**

Year	Coach	Won	Lost	Pct	Post
2011-12	Rick Pitino	30	10	.750	NCAA
2012-13	Rick Pitino	35	5	.875	NCAA
2013-14	Rick Pitino	31	6	.838	NCAA
2014-15	Rick Pitino	27	9	.750	NCAA
All-time total record		**1895**	**962**	**.666**	

LOUISVILLE BASKETBALL

Year-by-Year Team Statistics

Year	G	Overall W-L	Pct.	Conference W-L	Pct.	FG	FGA	Pct.	Opp. Pct.	3FG-3FGA	Pct.	Opp. Pct.	FT-FTA	Pct.	Opp Pct.	Reb.	Avg.	Opp Reb.	Opp Avg.	Reb. Mar.	PF-Dq	Ast.	Avg.	TO	Opp TO	Blk	Opp Blk	Stl	Opp Stl	Pts.	Opp Pts.	Pts. Avg.	Opp Avg.	Score Mar.	Year
2022-23	32	4-28	.125	2-18	.100	716	1700	.421	.471	200-608	.329	.352	414-559	.741	.722	1031	32.2	1064	33.3	-1.1	527-8	299	9.3	478	325	90	112	145	224	2046	2425	63.9	75.8	-11.9	2022-23
2021-22	32	13-19	.406	6-14	.300	795	1882	.422	.437	246-795	.309	.349	318-472	.674	.703	1167	36.5	1130	35.3	+1.2	549-4	382	11.9	391	354	77	101	196	205	2154	2243	67.3	70.1	-2.8	2021-22
2020-21	20	13-7	.650	8-5	.615	494	1146	.431	.422	107-347	.308	.305	264-368	.717	.662	764	38.2	669	33.5	+4.8	338-9	221	11.1	229	221	37	72	96	117	1359	1330	68.0	66.5	+1.5	2020-21
2019-20	31	24-7	.774	15-5	.750	810	1787	.453	.389	255-679	.376	.301	421-576	.731	.730	1196	38.6	1000	32.3	+6.3	524-2	433	14.0	378	365	83	100	157	187	2296	1974	74.1	63.7	+10.4	2019-20
2018-19	34	20-14	.588	10-8	.556	854	1967	.434	.408	294-860	.342	.332	534-687	.777	.695	1297	38.1	1176	34.6	+3.6	592-9	458	13.5	411	379	99	117	149	195	2536	2324	74.6	68.4	+6.2	2018-19
2017-18	36	22-14	.611	9-9	.500	969	2140	.453	.413	280-754	.371	.329	503-683	.736	.706	1316	36.6	1331	37.0	-0.4	585-8	489	13.6	424	482	217	115	251	217	2721	2533	75.6	70.4	+5.2	2017-18
2016-17	34	25-9	.735	12-6	.667	952	2086	.456	.401	238-671	.355	.316	486-708	.686	.695	1343	39.5	1139	33.5	+6.0	653-13	461	13.6	374	459	185	118	227	169	2628	2243	77.3	66.0	+11.3	2016-17
2015-16	31	23-8	.742	12-6	.667	866	1847	.469	.390	186-536	.347	.321	406-588	.690	.688	1183	38.2	980	31.6	+6.5	597-10	419	13.5	353	445	149	90	222	169	2324	1895	75.0	61.1	+13.8	2015-16
2014-15	36	0-8*	.000	0-6*	.000	878	2048	.429	.392	198-644	.307	.303	529-792	.668	.661	1351	37.5	1256	34.9	+2.6	623-11	419	11.6	408	506	194	99	283	206	2483	2154	69.0	59.8	+9.1	2014-15
2013-14	37	0-5*	.000	0-3*	.000	1051	2232	.471	.396	288-783	.368	.286	608-920	.661	.681	1396	37.7	1285	34.7	+3.0	723-14	568	15.4	391	638	173	103	370	169	2998	2262	81.0	61.1	+19.9	2013-14
2012-13	40	0-5*	.000	0-4*	.000	1048	2300	.456	.395	230-691	.333	.318	652-920	.709	.658	1471	36.8	1327	33.2	+3.6	727-8	584	14.6	495	730	168	131	430	224	2978	2351	74.4	58.8	+15.7	2012-13
2011-12	40	0-9*	.000	0-8*	.000	963	2281	.422	.384	233-733	.318	.303	568-826	.688	.663	1512	37.8	1444	36.1	+1.7	706-16	532	13.3	562	621	193	144	353	284	2727	2440	68.2	61.0	+7.2	2011-12
2010-11	35	25-10	.714	12-6	.667	949	2097	.453	.394	309-854	.362	.311	416-627	.663	.696	1272	36.3	1268	36.2	+0.1	671-12	608	17.4	459	564	175	92	327	237	2623	2259	74.9	64.5	+10.4	2010-11
2009-10	33	20-13	.606	11-7	.611	876	1960	.447	.429	262-777	.337	.347	491-700	.701	.702	1217	36.9	1156	35.0	+1.8	663-8	511	15.5	453	505	135	70	258	217	2505	2304	75.9	69.8	+6.1	2009-10
2008-09	37	31-6	.838	16-2	.889	1001	2189	.457	.395	305-827	.369	.309	441-687	.642	.681	1395	37.7	1300	35.1	+2.6	625-9	625	16.9	508	596	223	113	335	246	2748	2287	75.5	62.6	+12.9	2008-09
2007-08	36	27-9	.750	14-4	.777	932	2011	.463	.387	272-778	.350	.304	475-734	.647	.683	1338	37.2	1235	34.3	+2.9	659-12	542	15.1	491	528	178	94	289	214	2611	2215	72.5	61.5	+11.0	2007-08
2006-07	34	24-10	.706	12-4	.750	845	1946	.434	.402	250-751	.333	.329	493-727	.678	.667	1249	36.7	1180	34.7	+2.0	698-16	495	14.6	434	519	144	106	251	197	2433	2144	71.6	63.1	+8.5	2006-07
2005-06	34	21-13	.617	6-10	.375	813	1905	.427	.408	279-787	.355	.342	471-667	.706	.680	1222	35.9	1190	35.0	+0.9	628-14	522	15.4	449	493	110	115	222	235	2376	2196	69.9	64.6	+5.3	2005-06
2004-05	38	33-5	.868	14-2	.875	1011	2165	.467	.389	361-906	.398	.331	683-945	.723	.671	1475	38.8	1253	33.0	+5.8	701-17	590	15.5	535	632	148	92	327	249	3066	2436	80.7	64.1	+16.6	2004-05
2003-04	30	20-10	.667	9-7	.563	737	1757	.432	.382	241-713	.338	.318	480-641	.749	.636	1126	37.5	1119	37.3	+0.2	616-18	460	15.3	413	521	152	98	249	183	2195	1846	73.2	61.5	+11.6	2003-04
2002-03	32	25-7	.781	11-5	.688	902	1950	.463	.407	272-752	.362	.310	536-770	.696	.690	1220	38.1	1151	36.0	+2.1	725-17	529	16.5	427	552	148	78	236	184	2612	2197	81.6	68.7	+12.9	2002-03
2001-02	32	19-13	.594	8-8	.500	853	2022	.422	.430	261-776	.336	.332	464-734	.632	.631	1255	39.2	1274	39.8	-0.6	727-23	475	14.8	476	553	124	91	248	195	2431	2292	76.0	71.6	+4.4	2001-02
2000-01	31	12-19	.387	8-8	.500	763	1848	.413	.468	190-535	.355	.363	440-663	.664	.682	1081	34.9	1171	37.8	-2.9	667-30	436	14.1	433	471	131	97	189	211	2156	2337	69.5	75.4	-5.9	2000-01
1999-00	31	19-12	.612	10-6	.625	849	1823	.466	.424	165-503	.328	.335	406-577	.704	.680	1045	33.7	1098	35.4	-1.7	569-9	518	16.7	490	591	136	99	286	211	2269	2052	73.2	66.2	+7.0	1999-00
1998-99	30	19-11	.633	11-5	.688	844	1791	.471	.437	192-566	.339	.310	426-628	.678	.662	1052	35.1	1110	37.0	-1.9	642-24	503	16.8	500	577	146	87	281	249	2306	2093	76.9	69.8	+7.1	1998-99
1997-98	32	12-20	.375	5-11	.313	844	1907	.443	.446	221-652	.339	.369	358-550	.651	.628	1138	35.6	1216	38.0	-2.4	652-17	511	16.0	567	571	116	110	240	283	2267	2303	70.8	72.0	-1.2	1997-98
1996-97	35	26-9	.743	9-5	.643	908	2027	.448	.440	234-706	.331	.315	518-847	.686	.697	1254	35.8	1268	36.2	-0.4	708-15	537	15.3	563	632	93	113	307	269	2631	2482	75.2	70.9	+4.3	1996-97
1995-96	34	22-12	.647	10-4	.714	925	1906	.485	.426	220-620	.355	.320	532-785	.678	.688	1147	33.7	1232	36.2	-2.5	634-11	515	15.1	545	575	138	104	303	279	2602	2422	76.5	71.2	+5.3	1995-96
1994-95	33	19-14	.576	7-5	.583	928	1976	.470	.459	229-627	.365	.359	436-651	.670	.664	1125	34.1	1192	36.1	-2.0	620-6	517	15.7	514	574	189	94	335	250	2521	2396	76.4	72.6	+3.8	1994-95
1993-94	34	28-6	.824	10-2	.833	999	2047	.488	.407	224-611	.367	.325	505-795	.635	.645	1325	39.0	1269	37.3	+1.7	532-7	564	16.6	509	540	170	78	291	239	2725	2339	80.2	68.8	+11.4	1993-94
1992-93	31	22-9	.709	11-1	.916	917	1841	.498	.450	188-452	.416	.386	491-734	.669	.641	1167	37.6	1063	34.3	+3.3	537-8	520	16.8	472	472	134	88	239	234	2513	2293	81.1	74.0	+7.1	1992-93
1991-92	30	19-11	.633	7-5	.583	863	1816	.475	.450	123-360	.342	.315	475-695	.683	.698	1085	36.2	1059	35.3	+0.9	599-13	482	16.1	486	548	122	109	264	256	2324	2186	77.5	72.9	+4.6	1991-92
1990-91	30	14-16	.466	4-10	.285	849	1730	.491	.444	140-377	.371	.345	474-678	.699	.715	1053	35.1	1121	37.4	-2.3	561-13	485	16.2	521	477	126	90	220	271	2312	2302	77.1	76.7	+0.4	1990-91
1989-90	35	27-8	.771	12-2	.857	1097	2078	.528	.433	119-347	.343	.326	620-852	.728	.688	1289	36.8	1214	34.7	+2.1	614-11	661	18.9	590	584	203	73	281	281	2933	2551	83.8	72.9	+10.9	1989-90
1988-89	33	24-9	.727	8-4	.666	1035	2020	.512	.436	136-362	.376	.332	508-737	.689	.693	1227	37.2	1203	36.5	+0.7	641-20	626	18.9	520	533	206	61	210	244	2714	2440	82.2	74.0	+8.2	1988-89
1987-88	35	24-11	.685	9-3	.750	1085	2092	.519	.456	84-256	.328	.397	639-889	.719	.685	1300	37.1	1174	33.5	+3.6	663-19	658	18.8	608	598	155	62	260	279	2893	2668	82.7	76.2	+6.5	1987-88
1986-87	32	18-14	.562	9-3	.750	894	1863	.480	.441	42-127	.331	.389	509-733	.694	.694	1229	38.4	1091	34.1	+4.3	598-9	532	16.6	568	512	165	64	209	263	2339	2302	73.1	71.9	+1.2	1986-87
1985-86	39	32-7	.820	10-2	.833	1212	2281	.531	.457				672-917	.733	.680	1450	37.2	1220	31.3	+5.9	720-12	724	18.6	632	606	216	88	256	305	3096	2694	79.4	69.1	+10.3	1985-86
1984-85	37	19-18	.513	6-8	.428	1041	2102	.495	.461				506-703	.720	.692	1328	35.9	1211	32.7	+3.2	751-21	569	15.4	601	472	157	99	176	263	2588	2583	69.9	69.8	+0.1	1984-85
1983-84	35	24-11	.685	11-3	.785	1034	2002	.516	.462				507-734	.691	.662	1225	35.0	1115	31.9	+3.1	655-10	600	17.1	572	575	175	95	292	303	2575	2358	73.6	67.4	+6.2	1983-84
1982-83	36	32-4	.888	14-0	1.00	1066	2082	.512	.439				520-758	.686	.659	1321	36.7	1180	32.8	+3.9	605-7	573	15.9	528	564	251	83	258	264	2654	2291	73.7	63.6	+10.1	1982-83
1981-82	33	23-10	.696	10-5	.666	964	1927	.500	.450				506-744	.680	.713	1241	37.6	1166	35.3	+2.3	619-10	550	16.7	546	616	156	78	285	220	2434	2128	73.8	64.5	+9.3	1981-82
1980-81	30	21-9	.700	13-1	.928	872	1768	.493	.441				507-776	.653	.696	1239	41.3	1082	36.1	+5.2	617-17	505	16.8	500	529	151	74	267	228	2251	1970	75.0	65.7	+9.3	1980-81
1979-80	36	33-3	.916	14-0	1.00	1083	2078	.521	.462				604-880	.686	.710	1367	38.0	1220	33.9	+4.1	651-8	600	16.7	572	591	155	91	327	258	2770	2401	76.9	66.7	+10.2	1979-80
1978-79	32	24-8	.750	9-1	.900	991	1965	.504	.445				608-884	.688	.676	1380	43.1	1210	37.8	+5.3	619-15	490	15.3	603	615	130	42	263	274	2590	2245	80.9	70.2	+10.7	1978-79
1977-78	30	23-7	.766	12-3	.800	1021	2048	.498	.459				451-636	.709	.700	1301	43.4	1155	38.5	+4.9	531-11	459	15.3	501	490	112	51	216	234	2493	2215	83.1	73.8	+9.3	1977-78
1976-77	28	21-7	.750	6-1	.857	963	1921	.501	.437				454-675	.672	.704	1333	47.6	1115	39.8	+7.8	528-11	489	17.5	521	476	124	68	216	167	2380	2107	85.0	75.2	+9.8	1976-77
1975-76	28	20-8	.714	2-2	.500	933	1805	.516	.467				372-497	.748	.746	1100	39.2	998	35.5	+3.7	489-15	542	19.3	503	468	118	73	233	219	2238	2075	79.9	74.1	+5.8	1975-76
1974-75	31	28-3	.903	12-2	.857	988	2010	.491	.426				543-722	.752	.684	1412	45.5	1180	38.0	+7.5	556-10	534	17.2	605	532	121	78	149	130	2519	2186	81.2	70.5	+10.7	1974-75
1973-74	28	21-7	.750	11-1	.916	931	1851	.502	.435				499-673	.741	.703	1185	42.3	1145	40.8	+1.5	485-13	426	15.2	575		116	86			2361	2183	84.3	77.9	+6.4	1973-74
1972-73	30	23-7	.766	11-3	.785	1005	2083	.482	.424				354-522	.678	.709	1336	44.5	1151	38.4	+6.1	542-6	554	18.5	471						2363	2091	78.8	69.7	+9.1	1972-73
1971-72	31	26-5	.838	12-2	.857	1039	2186	.475	.422				536-769	.697	.674	1380	44.5	1445	46.6	-2.1	580	602	19.4	498	515					2614	2258	84.3	72.4	+11.9	1971-72
1970-71	29	20-9	.689	9-5	.642	988	2090	.473	.451				491-719	.683	.678	1351	46.6	1259	43.4	+3.2	564	434	15.0	468	518					2467	2206	85.1	76.1	+9.0	1970-71
1969-70	27	18-9	.666	11-5	.687	844	1869	.452	.403				414-623	.665	.689	1357	50.3	1198	44.4	+5.9	486-8	415	15.4	483	388					2102	1950	77.9	72.2	+5.7	1969-70
1968-69	27	21-6	.777	13-3	.812	806	1771	.455	.431				499-728	.685	.624	1262	46.7	1193	44.1	+2.6	478									2111	2006	78.1	74.2	+3.9	1968-69
1967-68	28	21-7	.750	14-2	.875	881	1767	.499	.418				442-655	.675	.645	1261	45.0	1121	40.0	+5.0	473									2204	1979	78.7	70.7	+8.0	1967-68
1966-67	28	23-5	.821	12-2	.857	931	1866	.499	.418				426-599	.711	.716	1293	46.2	996	35.6	+10.6	446									2286	1867	81.6	66.7	+14.9	1966-67
1965-66	26	16-10	.615	8-6	.571	776	1710	.453	.411				428-620	.690	.676	1238	47.6	1136	43.7	+3.9	473									1980	1856	76.1	71.4	+4.7	1965-66
1964-65	25	15-10	.600	8-6	.571	711	1712	.415	.425				412-633	.651	.685	1145	45.8	1216	48.6	-2.8	513									1834	1834	73.4	73.4	0.0	1964-65
1963-64	25	15-10	.600			747	1776	.421	.423				369-565	.701	.695	1182	47.3	1123	44.9	+2.4	504-15									1890	1789	75.6	71.6	+4.0	1963-64
1962-63	25	14-11	.560			707	1628	.434	.393				397-616	.644	.683	1270	50.8	1070	42.8	+8.0	506									1811	1747	72.4	69.9	+2.5	1962-63
1961-62	25	15-10	.600			769	1698	.453	.415				381-637	.598	.695	1241	49.6	1025	41.0	+8.6	539-30									1919	1726	76.8	69.0	+7.8	1961-62
1960-61	29	21-8	.724			851	1856	.459	.375				530-723	.737	.699	1413	48.7	1144	39.5	+9.2	586-17									2232	1920	77.0	66.2	+10.8	1960-61
1959-60	26	15-11	.576			726	1862	.389	.350				423-640	.660	.690	1412	54.0	1357	52.0	+2.0										1876	1770	72.2	68.1	+4.1	1959-60
1958-59	31	19-12	.612			852	2264	.376	.364				523-790	.662	.663	1696	54.7	1570	50.6	+4.1	636									2228	2078	71.9	66.8	+5.1	1958-59
1957-58	25	13-12	.520			682	1913	.356	.362				410-588	.697	.676	1108	44.3	1034	41.4	+2.9	447									1770	1699	70.9	68.0	+2.9	1957-58
1956-57	26	21-5	.807			818	2048	.399	.359				513-698	.734	.690	1327	51.0	943	36.3	+14.7	456									2149	1770	82.7	68.1	+14.6	1956-57
1955-56	29	26-3	.896			932	2378	.391	.354				630-921	.684	.680	1611	55.6	1129	38.9	+16.7	585									2494	2114	86.0	72.9	+13.1	1955-56
1954-55	27	18-9	.666			866	2152	.402	.341				542-864	.627	.676	1422	52.7	1108	41.0	+11.7	607									2274	1942	84.2	71.9	+12.3	1954-55
1953-54	29	22-7	.758			850	2302	.369	.308				640-908	.704	.669	1448	49.9	1291	44.5	+5.4	674									2340	2035	80.7	70.2	+10.5	1953-54
1952-53	28	22-6	.785			812	2339	.347	.338				582-879	.662	.644	848	30.3	733	26.2	+4.1	693									2205	2031	78.8	72.6	+6.2	1952-53
1951-52	26	20-6	.769																											2080	1755	80.0	67.5	+12.5	1951-52
1950-51	25	18-7	.720			722	2100	.343	.312				367-608	.603	.749						640									1821	1544	72.8	61.7	+11.1	1950-51
1949-50	32	21-11	.656			874							449								756									2197	2062	68.7	64.4	+4.3	1949-50

*Records from 2011-15 do not include results that were vacated by the NCAA Committee on Infractions. On-court results from those four seasons include:

	Overall		Conference	
	W-L	Pct.	W-L	Pct.
2011-12	30-10	.750	12-6	.667
2012-13	35- 5	.875	15-3	.833
2013-14	31- 6	.838	14-4	.778
2014-15	27- 9	.750	10-8	.556

Coaching Records

Years	Coach	Yrs.	Won	Lost	Pct.
1911-1912	William Gardiner	1	0	3	.000
1912-1915	Coached by Players	3	8	14	.363
1915-1918	Ed Bowman	2^	11	7	.611
1918-1919	Earl Ford	1^^	7	4	.636
1919-1920	Tuley Brucker	1	6	5	.545
1920-1921	Jimmie Powers	1	3	8	.272
1921-1922	Dr. John T. O'Rourke	1	1	13	.071
1922-1923	No Formal Team				
1923-1925	Fred Enke, Sr.	2	14	20	.411
1925-1930	Tom King	5	44	31	.586
1930-1932	Eddie Weber	2	20	18	.526
1932-1936	C.V. (Red) Money	4	46	40	.534
1936-1940	Lawrence E. (Laurie) Apitz	4	10	52	.161
1940-1942	John C. Heldman, Jr.	2	9	24	.272
1942-1943	No Formal Team				
1943-1944	C.Spec. Harold Church and C.Spec. Walter Casey	1	10	10	.500
1944-1967	Bernard L. (Peck) Hickman	23	443	183	.708
1967-1971	John Dromo	4#	68	23	.747
1970-1971	Howard Stacey	1##	12	8	.600
1971-2001	Denny Crum	30	675	295	.696
2001-2017	Rick Pitino	16	293*	140*	.677*
2017-2018	David Padgett	1<	22	14	.611
2018-2022	Chris Mack	4&	63	36	.636
2021-2022	Mike Pegues	1&&	7	11	.389
2022-2023	Kenny Payne	1	4	28	.125
	Totals	**109**	**1776**	**987**	**.643**

^ There was no formal team in 1916-17. Also, Bowman coached the opening season loss in 1918-19, then turned the team over to Earl Ford.

^^ Earl Ford was named head coach after the 1918-19 season opener.

John Dromo suffered a heart attack after nine games in 1970-71 and did not complete his fourth season.

Assistant Coach Howard Stacey was named interim head coach on Jan. 3, 1971, following John Dromo's heart attack. Stacey served as UofL's head coach for the final 20 games of the 1970-71 season.

< David Padgett served as interim head coach for the entire 2017-18 season.

& Chris Mack did not coach the first six games of the 2021-22 season and parted ways with the program on Jan. 26, 2022.

&& Mike Pegues served as interim coach for the opening six games of the 2021-22 season and for the final 12 games in Mack's absence.

* does not include a 123-3 record vacated by the NCAA Committee on Infractions that would make Pitino's record 416-143 in 16 seasons (.744).



Dr. John T. O'Rourke
1921-22



Fred Enke
1923-25



Edward Weber
1930-32



C.V. Money
1932-36



Lawrence Apitz
1936-40



John Heldman, Jr.
1940-42



Bernard "Peck" Hickman

1944-1967

Before Bernard "Peck" Hickman arrived, UofL had produced only one winning season in its previous nine. Hickman promptly turned the Cardinals' program around, guiding his initial UofL team in 1944 to a 16-3 record and starting a string of 46 consecutive winning seasons for the Cardinals. In 23 seasons at UofL (1944-67), Hickman directed the Cardinals to a 443-183 overall record, a .708 winning percentage that ranks him among the top 45 NCAA Division I coaches of all time.

He never had a team with a losing record, produced eleven 20-win seasons at UofL and averaged over 19 victories a season. He guided the Cardinals to five NCAA Tournament appearances and six NIT appearances. In only his fourth season at UofL, Hickman's Cardinals won the National Association of Intercollegiate Basketball Tournament (NAIB) in 1948, the school's first national championship. Eight years later, his 1956 team won the NIT championship. He directed UofL to its first NCAA Final Four appearance in 1959.

Hickman took over the administrative responsibilities of serving as UofL's Director of Athletics in 1954. He remained in the dual role of athletic director and head basketball coach until his retirement from coaching in 1967. His .708 winning percentage ranked seventh among active major college coaches when he retired to devote full time to his athletic director duties, a position he held until 1973. He died at the age of 88 on Feb. 20, 2000.



John Dromo

1967-71

John Dromo joined University of Louisville staff as an assistant coach in both football and basketball in 1948, begining the longest coaching tenure in UofL history. He remained an assistant football coach under Frank Camp until 1951, when he gave up football to become the Cardinals' head golf coach. While an assistant for 17 years under Bernard "Peck" Hickman, UofL produced a 359-162 record, won the 1956 NIT Championship, played in five NCAA Tournaments and reached the 1959 NCAA Final Four.

He succeeded Hickman as head coach in 1967, compiling a 68-23 record (.747 winning percentage) in nearly four seasons as UofL's head basketball coach (1967-71). His first UofL team was 21-7, won the Missouri Valley Conference title and went to the NCAA Tournament. A heart attack during the 1970-71 season forced Dromo from continuing as the Cardinals' basketball coach. He died on Sept. 29, 1992 at the age of 76.



Denny Crum

1971-2001

One of the most impressive eras in collegiate basketball came to an end following the 2000-01 season as former UofL Coach Denny Crum retired after 30 seasons with the Cardinals.

The man admirably labeled "Cool Hand Luke" by former commentator Al McGuire was inducted into the Basketball Hall of Fame on May 9, 1994.

He directed Louisville to the 1980 and the 1986 NCAA Championships, ranking him as one of only 10 coaches in NCAA history to win two or more titles. Six times he guided the Cardinals into the NCAA Final Four, including four times in the decade of the '80s. Only three coaches all-time coached more Final Four teams than Crum.

He directed the Cardinals to 23 NCAA Tournament appearances. Three of his squads participated in the NIT, reaching the NIT semifinals in 1985. The Cardinals captured or shared 12 Metro Conference regular season titles and 11 post-season tournament championships under Crum's guidance. Crum engineered UofL to 20 or more victories in 21 of his 30 seasons.

Crum's 675 victories rank him 15th all-time, holding a 675-295 career record. His NCAA Tournament mark is 42-23. He retired at the conclusion of the 2000-01 season and continued to work as a special assistant to the UofL president for several years. The KFC Yum! Center court has been named in his honor, as is the new Denny Crum Hall residence hall on campus that houses the men's basketball team among others. Crum died on May 9, 2023 at the age of 86.

Coaching Records



Rick Pitino

2001-17

Rick Pitino guided the Cardinals to successful seasons from the time he was named UofL's head coach on March 21, 2001, until his departure after the 2016-17 season.

The first coach in NCAA history to take three different teams to the NCAA Final Four, Pitino was inducted into the Naismith Memorial Basketball Hall of Fame in 2013.

In 32 seasons as a collegiate head coach at five different schools, Pitino compiled a 647-268 record. He had a 293--140 record in 16 seasons at UofL, the third winningest coach in Cardinal history. Those figures do not include a record of 123-3 for games vacated by the NCAA Committee on Infractions, which reduced his on-court overall record of 770-271 and UofL record of 416-143.

In Pitino's 16 years at UofL, the Cardinals produced 13 NCAA Tournament appearances, seven Sweet 16s, three Final Fours, a national title and five Elite Eight appearances over the last nine years. However, four years of vacated records including four NCAA Tournament appearances, four Sweet 16s, three Elite Eights, two Final Fours, and a national championship reduce those figures.

A 2006 inductee to the New York City Hall of Fame, Pitino is one of a select group of 12 coaches who took teams from four different schools to the NCAA Tournament.

He guided Kentucky to three NCAA Final Four appearances in eight seasons (1989-97), winning the 1996 NCAA Championship and reaching the national title game in 1997. He also served as head coach at Providence College (1985-87, 1987 Final Four), Boston University (1978-83), Hawaii (last six games in 1975-76) as well as the NBA New York Knicks (1987-89) and Boston Celtics (1997-2001).



David Padgett

2017-18

David Padgett was named interim head men's basketball coach at UofL on Sept. 29, 2017 and served in that capacity for the entire 2017-18 season.

He guided the Cardinals to a 22-14 record in his lone year. His 22 coaching victories were the second-most for a first-year coach in Louisville history behind only Denny Crum's 26-5 record initial season in 1971-72. Padgett joined Crum and John Dromo (21 wins in 1967-68) as the only UofL coaches to have won 20 games in their first season with the Cardinals.

Padgett was just the third head coach for the Cardinals in a 47-year period. At the age of 33, he was the third-youngest head coach in NCAA Division I and the youngest among Power 5 schools.

A three-year starter and captain at center for the Cardinals (2005-08), Padgett was a unanimous first-team All-Big East Conference selection as a senior. He participated in three NCAA Tournaments as a player, reaching the regional finals twice.



Chris Mack

2018-2022

Chris Mack, whose teams participated in the NCAA Tournament in nine of his first 13 seasons as a head coach, was named as the head coach of the University of Louisville men's basketball team on March 28, 2018.

In his first season at UofL, Mack guided the Cardinals to a 20-14 record and earned a No. 7 seed in the NCAA Tournament while facing the nation's fourth-toughest schedule. He followed that with a 24-7 record in 2019-20 and tied for second in the ACC (15-5 record, most in UofL's six years in the ACC), with the postseason canceled due to COVID-19.

In his third season with the Cardinals in 2020-21, the previous national coach of the year navigated one of the least experienced teams in the nation through pandemic protocols and a shortened season to achieve a 13-7 record and 8-5 ACC mark, the 15th straight season UofL had won eight or more conference games.

Mack missed the first six games of the 2021-22 season and later parted ways with the university on Jan. 26, 2022. Assistant coach Mike Pegues served as interim head coach in Mack's absence at both the beginning and end of the season.



Kenny Payne

2022-present

Kenny Payne, a veteran college and NBA coach with 18 years of coaching experience and a former Cardinal basketball great, was named head men's basketball coach at the University of Louisville on March 18, 2022.

Before returning to UofL, Payne served as an assistant coach with the NBA's New York Knicks after 15 years as a college assistant or associate head coach with both the University of Oregon and the University of Kentucky.

Payne has been a part of successful coaching staffs. The Knicks posted a 41-31 record in 2020-21, finishing fourth in NBA Eastern Conference and were 35-45 through April 6. While at Oregon and Kentucky, teams in which he coached reached four Final Fours, participated in 10 NCAA Tournaments (two at Oregon) and won six conference tournaments (one at Oregon), compiling a collective 395-165 record (.705). The 2006-07 Oregon team advanced to the NCAA Elite Eight for only the fifth time in school history at that time. Kentucky reached the Final Four in 2011, 2012, 2014 and 2015 with Payne, winning the 2012 NCAA Championship.

Coming into the 2022-23 season, Payne was the only Division I men's basketball head coach in the country who was an NBA Draft pick and also won national championships as a player and a coach, including as an assistant.

As a student-athlete at UofL, Payne scored 1,083 points in his four years and was a member of Louisville' 1986 NCAA Championship team as a freshman. During his collegiate career, Louisville participated in three NCAA Sweet 16s and won three Metro Conference championships and three Metro tournament titles while posting a combined 98-41 record.

He was selected in the first round of the 1989 NBA Draft with the 19th overall pick by the Philadelphia 76ers, where he played four seasons.


Rick Pitino


David Padgett


Chris Mack

Scoring Records - Team

Game

Most Points/Game - 132 vs. George Mason (132-87), Jan. 4, 1994
In the last 50 years - same
Most Points/Conference Game - 115 vs. Tulane (115-86), Feb. 7, 1978
115 vs. Memphis St. (115-97), Feb. 25,1978
In the last 40 years - 110 vs. TCU (UofL 110, TCU 86), March 2, 2002
Most Points/Game/Both Teams
All Time - 224 vs. Illinois St. (UofL 117, Illinois St. 107), March 4, 1974
In the last 50 years - 219 vs. George Mason (UofL 132, VT 87), Jan. 4, 1994
Most Points/Conference Game/Both Teams - 212 vs. Memphis St. (UofL 115, Memphis St. 97), Feb. 25, 1978
In the last 50 years - 206 vs. Virgina Tech (UofL 107, VT 99), Feb. 1, 1988
Most Points/Two Consecutive Games - 220 vs. Morehead St. (119) and Texas (101), Dec. 6 & 9, 1995; 220 vs. Oral Roberts (122) and South Florida (98), Jan. 2 & 7, 1993
In the last 50 years - same
Fewest Points/Game - 3 vs. Louisville YMCA, Jan. 28, 1912 (UofL 3, Louisville YMCA 35)
In the last 50 years - 38 vs. Texas Tech, Nov. 22, 2022 (UofL 38, Texas Tech 70)
Fewest Points/Conference Game - 12 vs. Eastern Ky., Jan. 5, 1932 (UL 12, EKU 21)
In the last 50 years - 42 vs. Cincinnati, March 7, 1981 (UofL 42, Cincinnati 31)
Most Points/One Half - 70 vs. Memphis St., Feb. 25, 1978
In the last 50 years - 69 vs. George Mason, Jan. 4, 1994.

Season

Most Points/Season - 3,096, 1985-86 (79.4 avg.)
In the last 50 years - same
Highest Average/Season - 86.0 ppg., 1955-56 (2,494 points in 29 games)
In the last 50 years - 83.8 ppg., 1989-90 (2,933 points in 35 games)
Most Points/Conference Season - 1,457, 2019-20 (512 FG, 172 3FG, 261 FT in 20 games)
In the last 50 years - same

Miscellaneous Records

Game

Highest Margin Of Victory - 72 vs. Georgetown College, Dec. 2, 1944
Largest Margin of Defeat - 54 vs. Centre, Feb. 18, 1920 (Centre 61, UL 7)
Most Overtimes - 5 vs. Notre Dame, Feb. 9, 2013 (ND 104, UL 101)
Largest Home Attendance - 22,815 vs. Notre Dame, March 9, 2013
Largest Home Attendance/Conference Game - 22,815 vs. Notre Dame, March 9, 2013
Largest Away Attendance - 73,350 vs. Wichita State, April 6, 2013 at Georgia Dome

Season

Most Wins - 33, 1979-80 (33-3); 2004-05 (33-5). *(UofL's 35 wins in 2012-13 were later vacated)*
Most Wins/Conference - 16, 2008-09 (regular season; does not include conf. tournament)
Fewest Wins - 0, 1911-12 (0-3)
Most Losses - 28, 2022-23 (4-28)
Most Losses/Conference - 18, (2-18) in 2022-23
Fewest Losses - 3 (on seven occasions; last - 1979-80)
Fewest Losses/Conference - 0, 1975-76, 1979-80, 1980-81, 1982-83
Most Games - 40, 2011-12; 2012-13
Fewest Games - 3, 1911-12
Longest Winning Streak - 18, 1979-80
Most Consecutive Winning Seasons - 46, beginning with a 16-3 record in 1944-45 and continuing through 1989-90 with a 27-8 record
Highest Home Attendance Total - 458,463, 2010-11 (21 G; 21,832 avg.)
Highest Home Attendance Average - 21,832, 2010-11 (21G; 458,463 total)
Highest Total Attendance/All Games - 819,280, 2012-13 (40 games)

100 Point Scoring Games

Note: *UofL has scored 100 or more points on 112 occasions, compiling a 111-1 record when reaching the century mark.*

Score	Opponent	Date	Score	Opponent	Date
104-54	Southern	11-13-18	113-85	LaSalle	12-28-77
102-59	Bryant	12-11-17	104-68	Robert Morris	12-10-77
106-51	Pittsburgh	1-24-17	103-82	SW Louisiana	2-9-77
102-71	Texas Southern	12-10-16	111-92	Memphis St.	2-5-77
111-63	Grand Canyon	12-5-15	105-87	Rhode Island	1-29-77
102-54	Rutgers	2-16-14	107-68	Long Island	1-24-77
113-74	Louisiana Lafayette	12-7-13	104-85	Marshall	1-15-77
101-104	Notre Dame	2-9-13	107-89	Bradley	3-1-76
104-74	Morgan State	12-27-10	102-88	Texas A&M	12-27-75
114-82	Western Kentucky	12-22-10	106-93	Kentucky St.	12-26-75
106-65	Chattanooga	11-22-10	104-79	Tulsa	2-22-75
102-75	Western Kentucky	12-19-09	112-67	North Texas St.	2-1-75
103-64	Arizona	3-27-09	107-81	Western Ky.	12-26-74
104-69	Hartford	11-17-07	117-107	Illinois St.	3-4-74
100-87	Northwestern State	11-18-06	106-90	Wichita St.	2-19-74
111-85	Akron	12-10-05	100-73	Fordham	12-27-72
105-69	Tulane	1-29-05	102-83	Tulsa	3-6-72
107-62	Southern Miss	1-11-05	126-80	St. Peter's	12-28-71
104-40	Morehead State	12-27-04	103-81	Syracuse	12-27-71
107-56	VMI	12-23-03	116-58	Bellarmine	12-4-71
100-59	Charlotte	3-8-03	102-73	Memphis St.	3-6-71
104-63	Furman	12-22-02	115-76	Georgetown Col.	1-4-71
104-63	Eastern Kentucky	12-17-02	102-76	Bellarmine	12-28-70
110-86	TCU	3-6-02	102-87	Florida	12-5-70
115-76	Tennessee St.	12-20-99	107-85	Georgetown Col.	2-25-70
106-73	Towson	12-7-98	105-79	SMU	12-29-69
102-54	Tennessee St.	12-23-96	107-58	Bellarmine	3-4-68
101-78	Texas	12-9-95	118-86	Georgetown Col.	12-1-67
119-61	Morehead St.	12-6-95	103-74	Bradley	1-14-67
108-76	Western Carolina	12-5-94	106-88	LaSalle	12-23-66
108-65	Howard	2-28-94	104-55	Bellarmine	12-15-66
132-87	George Mason	1-4-94	107-55	Tampa	12-13-66
107-71	Morehead St.	12-8-93	107-68	Southwestern La.	12-6-66
122-76	Oral Roberts	1-2-93	105-93	North Texas St.	2-19-66
102-73	Howard	11-23-91	103-71	Bradley	1-29-66
104-77	Southwestern La.	2-20-91	113-82	Georgetown Col.	11-30-63
100-76	Prairie View A&M	12-15-90	100-65	Loyola	2-19-62
105-88	Southern Miss.	1-29-90	118-67	Tampa	2-3-62
109-96	Tulane	1-18-90	117-84	Ohio	2-15-61
101-75	Vanderbilt	12-6-89	103-74	Tampa	2-1-61
104-77	Cleveland St.	12-4-89	103-70	Toledo	2-9-57
101-85	Memphis St.	2-4-89	104-67	Eastern Kentucky	1-16-57
108-95	Virginia Tech	2-1-89	116-82	Ky. Wesleyan	2-6-56
101-79	Indiana	12-3-88	100-83	Eastern Kentucky	1-21-56
107-99	Virginia Tech	2-1-88	112-94	Morehead St.	1-4-56
103-68	Virginia Tech	2-6-86	103-83	Arizona	12-27-55
105-69	Indiana St.	12-12-83	100-80	Georgetown Col.	1-15-55
103-70	Morehead St.	12-23-81	108-83	Murray St.	12-27-54
103-82	Memphis St.	2-5-79	101-72	Oregon	12-20-54
112-64	Marshall	1-8-79	113-64	Mississippi St.	12-8-54
106-60	West Virginia	12-16-78	105-74	Hanover	12-1-54
101-54	Idaho	12-9-78	104-57	John Carroll	2-3-54
115-97	Memphis St.	2-25-78	112-69	Ky. Wesleyan	11-30-53
104-84	Ball St.	2-23-78	101-87	Xavier	2-27-52
115-86	Tulane	2-7-78	100-55	Tampa	2-9-52
105-82	Tulane	1-26-78	104-54	St. Joseph's (Ind.)	1-12-52

Scoring Records - Individual

Game

Most Points

Game - 45, Wes Unseld vs. Georgetown College, Dec. 1, 1967
By a Freshman - 32, LaBradford Smith vs. Cincinnati, Feb. 15, 1988
By a Sophomore - 41, Butch Beard vs. Bradley, Jan. 14, 1967
By a Junior - 38, Charlie Tyra vs. Morehead State, Jan. 4, 1956
By a Senior - 45, Wes Unseld vs. Georgetown College, Dec. 1, 1967
In a Freshman Debut - 24, Jerry Smith vs. Northwestern State, Nov. 18, 2006
In a Career Debut - 27, Butch Beard vs. Georgetown, Dec. 3, 1966
In a UofL Loss - 37, Reece Gaines vs. Saint Louis, Feb. 5, 2002
At Home - 45, Wes Unseld vs. Georgetown College, Dec. 1, 1967
On Opponent's Court - 44, Bud Olsen vs. Kentucky Wesleyan, March 3, 1962
In First Half - 27, Russ Smith vs. Houston, March 14, 2014
In Second Half - 26, Butch Beard vs. Bradley, Jan. 14, 1967
Charlie Tyra vs. Notre Dame, Dec. 22, 1956
NCAA Tournament Game - 36, Junior Bridgeman vs. Rutgers, at Tulsa, Okla., March 15, 1975
Conference Tournament Game - 31, Milt Wagner vs. Memphis State, at Louisville; March 9, 1986
By Opponent - 47, Joel Curbelo, American (Puerto Rico), Nov. 24, 1995
Conference Game - 41, Butch Beard vs. Bradley, Jan. 14, 1967
Conference Game/Last 30 Years - 37, Jordan Nwora vs. Boston College, Jan. 29, 2020; Reece Gaines vs. Saint Louis, Feb. 5, 2002

Season

Most Points/Season

All Time - 825, Darrell Griffith, 1979-80 (36 games)
By a Freshman - 510, Pervis Ellison, 1985-86 (39 games)
By a Sophomore - 577, Jordan Nwora, 2018-19 (34 games) *(615 points by Terry Rozier, 2014-15 in 36 games later vacated by NCAA)*
By a Junior - 748, Russ Smith, 2012-13 (40 games)
By a Senior - 825, Darrell Griffith, 1979-80 (36 games)
In the last 50 years - 825, Darrell Griffith, 1979-80 (36 games)
Most Consecutive Games Scoring in Double Figures - 57, Allen Murphy, beginning Jan. 29, 1973 through Feb. 1, 1975
Highest Average/Season - 23.8, Charlie Tyra, 1955-56
In the last 50 years - 22.9, Darrell Griffith, 1979-80
Most Points/Conference Season - 348, Reece Gaines, 2001-02 (104 FG, 42 3FG, 98 FT in 16 games)
In the last 50 years - same
Highest Average/Conference Season - 22.4, Darrell Griffith, 1979-80 (14 games)
In the last 50 years - same

Career

Most Points/Career

All Time - 2,333, Darrell Griffith, 1976-80 (126 games)
Two-Year Career - 1,104, Clifford Rozier, 1992-94 (65 games)
Three-Year Career - 1,686, Wes Unseld, 1965-68 (82 games)

Highest Average

All Time - 20.6, Wes Unseld, 1965-68 (1,686 in 82 games)

Most Points/Conference Career

All Time - 1,014, Reece Gaines, '99-03

Highest Average/Conference Career

All Time - 19.4, Wes Unseld, 1965-68 (852 points in 44 games)

Single Game Scoring Leaders

	Player	Yr.	Date	Opponent	FG	3Pt	FT	Pts.
1.	Wes Unseld	Sr.	12-1-67	Georgetown Coll.	18		9	45
2.	Bud Olsen	Sr.	3-3-62	Ky. Wesleyan	18		8	44
3.	Russ Smith	Sr.	3-14-14	Houston	14	5	9	42
4.	Butch Beard	So.	1-14-67	Bradley	20		1	41
5.	Charlie Tyra	Sr.	12-22-56	Notre Dame	12		16	40
6.	Charlie Tyra	Jr.	1-4-56	Morehead St.	16		6	38
7.	Jordan Nwora	Jr.	1-29-20	Boston College	11	7	8	37
	Reece Gaines	Jr.	2-5-02	Saint Louis	14	6	3	37
	Phil Rollins	Sr.	12-29-55	Eastern Ky.	15		7	37
10.	Russ Smith	Sr.	11-24-13	North Carolina	11	6	8	36
	Samardo Samuels	So.	2-17-10	Notre Dame	10		16	36
	Junior Bridgeman	Sr.	3-15-75	Rutgers	15		6	36
	Allen Murphy	So.	3-17-73	American	16		4	36
	Chuck Noble	Jr.	2-5-53	Ky. Wesleyan	17		2	36
	Charlie Tyra	Sr.	12-15-56	Marquette	14		8	36
	Wes Unseld	Sr.	12-9-67	Northwestern	13		10	36
17.	Charlie Tyra	Jr.	12-21-55	Marquette	14		7	35
	Bud Olsen	Sr.	2-21-62	Marquette	14		7	35
	Wes Unseld	So.	3-12-66	Boston College	13		9	35
	Butch Beard	Sr.	12-11-68	SMU	12		11	35
	Darrell Griffith	Sr.	2-14-80	West Virginia	16		3	35
	Everick Sullivan	So.	11-24-89	Chaminade	14	2	1	35
	DeJuan Wheat	Jr.	1-17-96	UAB	6	4	11	35

Single Season Scoring Leaders

	Player, Year	G	FG	3FG	FT	Avg.	Pts.
1.	Darrell Griffith,1979-80	36	349		127	22.9	825
2.	Russ Smith, 2012-13	40	232	62	222	18.7	748
3.	Charlie Tyra, 1955-56	29	262		166	23.8	690
4.	Russ Smith, 2013-14	37	225	70	153	18.2	673
	Reece Gaines, 2001-02	32	209	91	164	21.0	673
6.	John Turner, 1960-61	29	277		115	23.1	669
7.	Jim Price, 1971-72	31	244		164	21.0	652
8.	Wes Unseld, 1967-68	28	234		177	23.0	645
9.	Pervis Ellison, 1987-88	35	235	1	146	17.6	617
10.	Clifford Rozier, 1993-94	34	247		122	18.1	616
11.	Terry Rozier, 2014-15	36	214	48	136	17.1	615
12.	DeJuan Wheat, 1996-97	35	193	97	124	17.3	607
13.	DeJuan Wheat, 1995-96	33	204	78	117	18.1	603
14.	Francisco Garcia, 2004-05	38	187	71	150	15.7	595
15.	Darrell Griffith, 1978-79	32	242		107	18.5	591
16.	Billy Thompson, 1985-86	39	221		140	14.9	582
17.	Milt Wagner, 1983-84	35	228		124	16.6	580
18.	Jordan Nwora, 2018-19	34	198	77	104	17.0	577
	Milt Wagner, 1985-86	39	220		137	14.8	577
20.	Larry O'Bannon, 2004-05	38	179	85	133	15.2	576

Individual Scoring/Conference Game

Pts./Player	Date	Opponent
41 Butch Beard	1-14-67	Bradley
37 Jordan Nwora	1-29-20	Boston College
37 Reece Gaines	2-5-02	Saint Louis
36 Samardo Samuels	2-17-10	Notre Dame
35 DeJuan Wheat	1-17-96	UAB
34 Milt Wagner	2-18-84	Memphis State
33 El Ellis	2-11-23	Miami
33 Larry O'Bannon	3-3-05	Charlotte
32 Jordan Nwora	1-16-19	Boston College
32 Felton Spencer	2-27-90	Tulane
32 Cornelius Holden	3-3-90	Southern Mississippi
32 LaBradford Smith	2-15-88	Cincinnati
32 Milt Wagner	1-22-83	Southern Mississippi
32 Junior Bridgeman	2-8-75	Tulsa
32 Wesley Cox	2-20-75	Wichita St.

Longest Shot Made

70 feet, Marv Selvy vs. Wichita State, Feb. 24, 1968

Longest Shot Made by Opponent

60 feet by Warren Armstrong, Wichita State, Feb. 10, 1968

Scoring Records - Individual

Career Scoring Leaders

Player, Year	G	FG	3FG	FT	Avg.	Pts.
1. Darrell Griffith, 1976-80	126	981		371	18.5	2333
2. DeJuan Wheat, 1993-97	136	725	323	410	16.1	2183
3. Pervis Ellison, 1985-89	136	857	1	428	15.8	2143
4. Reece Gaines, 1999-2003	125	632	225	456	15.6	1945
5. Russ Smith, 2010-14	133	620	180	488	14.3	1908
6. Milt Wagner, 1981-86	144	749	2	336	12.8	1836
7. Derek Smith, 1978-82	131	722		382	13.9	1826
8. LaBradford Smith, 1987-91	133	592	131	491	13.6	1806
9. Charlie Tyra, 1953-57	95	640		448	18.2	1728
10. Herbert Crook, 1984-88	142	656		411	12.1	1723
11. Wes Unseld, 1965-68	82	630		426	20.6	1686
12. Billy Thompson, 1982-86	143	651		383	11.8	1685
13. Taquan Dean, 2002-06	128	538	359	214	12.9	1649
14. Marques Maybin, 1997-01	118	543	156	382	13.8	1624
15. Lancaster Gordon, 1980-84	134	682		250	12.0	1614
16. Everick Sullivan, 1988-92	126	598	159	228	12.6	1583
17. Butch Beard, 1966-69	83	613		354	19.0	1580
18. Wesley Cox, 1973-77	113	614		350	14.0	1578
19. Terrence Williams, 2005-09	140	577	195	216	11.2	1565
20. Nate Johnson, 1996-2000	125	588	54	283	12.1	1513



Darrell Griffith



DeJuan Wheat

Career Scoring Average Leaders

Player, Year	G	Pts.	Avg.
1. Wes Unseld, 1965-68	82	1686	20.6
2. Butch Beard, 1966-69	83	1580	19.0
3. Darrell Griffith, 1976-80	126	2333	18.5
4. Charlie Tyra, 1953-57	95	1728	18.2
John Reuther, 1962-67	74	1346	18.2
6. Jim Price, 1969-72	87	1490	17.1
7. Clifford Rozier, 1992-94	65	1104	17.0
8. John Turner, 1958-61	86	1451	16.9
9. Allen Murphy, 1972-75	89	1453	16.3
10. Mike Grosso, 1968-70	59	958	16.2
11. DeJuan Wheat, 1993-97	136	2183	16.1
12. Pervis Ellison, 1985-89	136	2143	15.8
13. Reece Gaines, 1999-2003	125	1945	15.6
14. Junior Bridgeman, 1972-75	87	1348	15.5
15. Chuck Noble, 1950-54	85	1281	15.1
16. Dwayne Morton, 1991-92	95	1428	15.0
Bob Lochmueller, 1949-52	81	1218	15.0
18. Bud Olsen, 1959-62	80	1192	14.9
19. Ron Thomas, 1970-72	60	876	14.6
20. Francisco Garcia, 2002-05	98	1413	14.4



Milt Wagner



Reece Gaines

Season Scoring Average Leaders

Player, Year	G	Pts.	Avg.
1. Charlie Tyra, 1955-56	29	690	23.8
2. John Turner, 1960-61	29	669	23.1
3. Wes Unseld, 1967-68	28	645	23.0
4. Darrell Griffith, 1979-80	36	825	22.9
5. Charlie Tyra, 1956-57	26	555	21.3
6. Jim Price, 1971-72	31	652	21.0
7. Reece Gaines, 2001-02	32	673	21.0
8. Bud Olsen, 1961-62	25	521	20.8
9. Butch Beard, 1968-69	27	557	20.6
10. Butch Beard, 1966-67	28	575	20.5
11. Wes Unseld, 1965-66	26	518	19.9
12. John Reuther, 1963-64	24	471	19.6
13. Bob Lochmueller, 1950-51	25	475	19.0
14. John Reuther, 1964-65	25	471	18.8
15. Russ Smith, 2012-13	40	748	18.7
16. Wes Unseld, 1966-67	28	523	18.7
17. Mike Grosso, 1969-70	27	503	18.6
18. Darrell Griffith, 1977-78	30	558	18.6
19. Darrell Griffith, 1978-79	32	591	18.5
20. Russ Smith, 2013-14	37	673	18.2

Individual Scoring / Season Opener

Pts.	/ Player	Date	Opponent
45	Wes Unseld	12-1-67	Georgetown Col.
35	Everick Sullivan	11-24-89	Chaminade
31	Al Vilcheck	12-1-70	Vanderbilt
30	Montrezl Harrell	12-14-14	Minnesota
29	Clifford Rozier	11-27-93	Kentucky

Individual Scoring / Career Debut

Pts.	/ Player	Date	Opponent
27	Butch Beard	12-3-66	Georgetown Col.
24	Jerry Smith	11-18-06	Northwestern St.
22	Marques Maybin	11-27-97	Hofstra
19	Marvin Stone	12-18-02	Manhattan
18	Samardo Samuels	11-22-09	Morehead State
17	David Padgett	12-3-05	Prairie View A&M
17	John Turner	12-2-58	Georgetown College
16	Mike James	11-9-22	Bellarmine
16	Noah Locke	11-19-21	Southern
16	Greg Minor	11-23-91	Howard
15	Matt Cross	11-19-21	Southern
15	Steven Enoch	11-8-18	Nicholls
15	Felton Spencer	11-28-86	Northeastern
15	Billy Thompson	11-26-82	Florida

Individual Scoring / Freshman Career Debut

Pts.	/ Player	Date	Opponent
24	Jerry Smith	11-18-06	Northwestern St.
22	Marques Maybin	11-27-97	Hofstra
18	Samardo Samuels	11-22-09	Morehead State
17	Darius Perry	12-12-17	George Mason
16	Mike James	11-9-22	Bellarmine
15	Felton Spencer	11-28-86	Northeastern
15	Billy Thompson	11-26-82	Florida
14	Donovan Mitchell	11-14-15	Samford
14	Chane Behanan	11-11-11	UT Martin
14	Terry Howard	11-30-72	Vanderbilt
14	Nate Johnson	12-29-96	Montana State



Jerry Smith

Rebounding Records

Team

Most Rebounds/Game

All Time - 74 vs. Arizona, Dec. 27, 1955 vs. Tampa, Dec. 13, 1966
vs. St. Peter's, Dec. 28, 1971
In the last 45 years - 64 vs. Northeastern, Nov. 28, 1986
vs. Tennessee State, Dec. 28, 1996

Most Rebounds/Conference Game

All Time - 63 vs. Wichita State, Feb. 26, 1966
In the last 45 years - 62 vs. Memphis St., Feb. 5, 1977

Most Rebounds/Season

All Time - 1,696, 1958-59 (31 games)
In the last 45 years - 1,475, 2004-05 (38 games)

Highest Average/Season

All Time - 55.6, 1955-56 (1,611 rebounds in 29 games)
In the last 45 years - 47.6, 1976-77
(1,333 rebounds in 28 games)

Individual

Most Rebounds/Game

All Time - 38, Charlie Tyra vs. Canisius, Dec. 10, 1955
In the last 45 years - 23, Ellis Myles vs. Tennessee State,
Dec. 1, 2001

Most Rebounds/Conference Game

All Time - 30, Wes Unseld vs. Wichita St., 1966
In the last 50 years -
22, Clifford Rozier vs. South Florida, Feb. 4, 1993
22, Pervis Ellison vs. Virginia Tech, Feb. 27, 1988
22, Ron Thomas vs. North Texas, Jan. 24, 1972

Most Rebounds/Season

All Time - 645, Charlie Tyra, 1955-56 (29 games)
In the last 45 years - 377, Clifford Rozier, 1993-94 (34 games)

Most Rebounds/Conference Season

All Time - 282, Wes Unseld, 1967-68 (16 games)
In the last 45 years - 146, Charles Jones, 1983-84 (14 games)

Highest Average/Season

All Time - 22.2, Charlie Tyra, 1955-56 (645 rebounds in 29 games)
In the last 45 years - 11.1, Clifford Rozier, 1993-94
(377 rebounds in 34 games)

Most Rebounds/Career

All Time - 1,617, Charlie Tyra (4 years), 1953-57 (95 games) 1,551,
Wes Unseld (3 years), 1965-68 (82 games)
In the last 45 years - 1,149, Pervis Ellison (4 years), 1985-89
(136 games)

Most Rebounds/Conference Career

All Time - 779, Wes Unseld, 1965-68 (44 games)
In the last 45 years - 419, Pervis Ellison, 1985-89 (46 games)

Rebound Leaders Year-by-Year

Year	Player	G	Reb.	Avg.
1952-53	Vlad Gastevich	28	227	8.1
1953-54	John Prudhoe	29	311	10.7
1954-55	Charlie Tyra	27	368	13.6
1955-56	Charlie Tyra	29	645	22.2
1956-57	Charlie Tyra	26	520	20.0
1957-58	Jerry DuPont	25	401	16.0
1958-59	Fred Sawyer	31	358	11.5
1959-60	Fred Sawyer	26	368	14.1
1960-61	John Turner	29	332	11.4
1961-62	Bud Olsen	25	329	13.2
1962-63	John Reuther	25	257	10.3
1963-64	John Reuther	24	245	10.2
1964-65	John Reuther	25	278	11.1
1965-66	Wes Unseld	26	505	19.4
1966-67	Wes Unseld	28	533	19.0
1967-68	Wes Unseld	28	513	18.3
1968-69	Mike Grosso	27	432	16.0
1969-70	Mike Grosso	27	376	13.9
1970-71	Ron Thomas	29	365	12.6
1971-72	Ron Thomas	31	420	13.5
1972-73	Bill Bunton	30	289	9.6
1973-74	Junior Bridgeman	28	237	8.4
1974-75	Bill Bunton	31	236	7.6
1975-76	Ricky Gallon	28	197	7.0
1976-77	Larry Williams	24	214	9.0
1977-78	Ricky Gallon	30	246	8.2
1978-79	Larry Williams	32	251	7.8
1979-80	Derek Smith	36	299	8.3
1980-81	Derek Smith	30	233	7.8
1981-82	Rodney McCray	33	234	7.1
1982-83	Rodney McCray	36	304	8.4
1983-84	Charles Jones	35	338	9.7
1984-85	Billy Thompson	37	311	8.4
1985-86	Pervis Ellison	39	318	8.2
1986-87	Pervis Ellison	31	270	8.7
1987-88	Pervis Ellison	35	291	8.3
1988-89	Pervis Ellison	31	270	8.7
1989-90	Felton Spencer	35	296	8.5
1990-91	Cornelius Holden	30	245	8.2
1991-92	Cornelius Holden	30	202	6.7
1992-93	Clifford Rozier	31	338	10.9
1993-94	Clifford Rozier	34	377	11.1
1994-95	Samaki Walker	33	210	7.2
1995-96	Samaki Walker	21	157	7.5
1996-97	Alvin Sims	35	204	5.8
1997-98	Damion Dantzler	32	197	6.2
1998-99	Alex Sanders	30	188	6.3
1999-00	Dion Edward	31	228	7.4
2000-01	Joseph N'Sima	31	174	5.6
2001-02	Ellis Myles	32	298	9.3
2002-03	Ellis Myles	24	189	7.9
2003-04	Luke Whitehead	29	223	7.7
2004-05	Ellis Myles	38	341	9.2
2005-06	Juan Palacios	34	214	6.3
2006-07	Terrence Williams	34	238	7.0
2007-08	Earl Clark	35	285	8.1
2008-09	Earl Clark	37	322	8.7
2009-10	Samardo Samuels	33	231	7.0
2010-11	Terrence Jennings	34	176	5.2
2011-12	Gorgui Dieng	40	363	9.1
2012-13	Gorgui Dieng	33	310	9.4
2013-14	Montrezl Harrell	37	311	8.4
2014-15	Montrezl Harrell	35	321	9.2
2015-16	Chinanu Onuaku	31	263	8.5
2016-17	Mangok Mathiang	33	198	6.0
2017-18	Ray Spalding	36	312	8.7
2018-19	Jordan Nwora	34	260	7.6
2019-20	Dwayne Sutton	31	254	8.2
2020-21	Samuell Williamson	18	145	8.1
2021-22	Malik Williams	27	215	8.0
2022-23	Brandon Huntley-Hatfield	24	129	5.4


Gorgui Dieng


Charlie Tyra


Pervis Ellison


Fred Sawyer


Ron Thomas


Ellis Myles

Rebounding, Dunks Records

Most Rebounds/Game

Rk.	Player	Date	Opponent	Reb
1.	Charlie Tyra	12-10-55	Canisius	38
2.	Wes Unseld	12-15-66	Bellarmine	30
	Wes Unseld	2-26-66	Wichita	30
4.	Wes Unseld	12-1-67	Georgetown College	29
5.	Wes Unseld	12-10-66	Southern Illinois	28
6.	Wes Unseld	12-27-66	Niagara	26
	Mike Grosso	1-6-69	St. Louis	26
8.	Wes Unseld	12-23-66	LaSalle	25
	Wes Unseld	2-3-68	Cincinnati	25
	Wes Unseld	12-21-68	Kansas	25
	Mike Grosso	12-7-68	Southern Miss	25

Most Rebounds/Season

Rk.	Player	Year	G	Avg.	Reb.
1.	Charlie Tyra	1955-56	29	22.2	645
2.	Wes Unseld	1966-67	28	19.0	533
3.	Charlie Tyra	1956-57	26	20.0	520
4.	Wes Unseld	1967-68	28	18.3	513
5.	Wes Unseld	1965-66	26	19.4	505
6.	Mike Grosso	1968-69	27	16.0	432
7.	Ron Thomas	1971-72	31	13.5	420
8.	Jerry DuPont	1957-58	25	16.0	401
9.	Clifford Rozier	1993-94	34	11.1	377
10.	Mike Grosso	1969-70	27	13.9	376

Highest Rebound Average/Season

Rk.	Player	Year	G	Reb.	Avg.
1.	Charlie Tyra	1955-56	29	645	22.2
2.	Charlie Tyra	1956-57	26	520	20.0
3.	Wes Unseld	1965-66	26	505	19.4
4.	Wes Unseld	1966-67	28	533	19.0
5.	Wes Unseld	1967-68	28	513	18.3
6.	Jerry Dupont	1957-58	25	401	16.0
	Mike Grosso	1968-69	27	432	16.0
8.	Fred Sawyer	1959-60	26	368	14.2
9.	Mike Grosso	1969-70	27	376	13.9
10.	Charlie Tyra	1954-55	27	368	13.6


Charlie Tyra

Most Rebounds/Career

Rk.	Player	Years	G	Reb.
1.	Charlie Tyra	1953-57	95	1617
2.	Wes Unseld	1965-68	82	1551
3.	Pervis Ellison	1985-89	136	1149
4.	Fred Sawyer	1958-61	86	1040
5.	Rodney McCray	1979-83	135	1029
6.	Ellis Myles	2000-05	124	998
7.	Terrence Williams	2005-09	140	970
8.	Billy Thompson	1982-86	143	928
9.	John Turner	1958-61	86	919
10.	Derek Smith	1978-82	131	884
11.	Herbert Crook	1984-88	142	877
12.	Don Goldstein	1956-59	81	868
13.	Larry Williams	1975-79	113	855
14.	Mike Grosso	1967-70	59	843
14.	Wesley Cox	1973-77	113	832
15.	Charles Jones	1980-84	129	813

Highest Rebound Avg./Career

Rk.	Player	Years	G	Reb.	Avg.
1.	Wes Unseld	1965-68	82	1551	18.9
2.	Charlie Tyra	1953-57	95	1617	17.0
3.	Mike Grosso	1967-70	59	843	14.3
4.	Ron Thomas	1970-72	60	785	13.1
5.	Fred Sawyer	1958-61	86	1040	12.1
6.	Clifford Rozier	1992-94	65	715	11.0
7.	Don Goldstein	1956-59	81	868	10.7
8.	John Turner	1958-61	86	919	10.7
9.	John Reuther	1962-65	74	780	10.5
10.	John Prudhoe	1951-55	66	635	9.6


Wes Unseld


Rodney McCray

Dunks

Team

Most Dunks/Game
12 vs. Virginia Tech, Feb. 2, 1990

Most Dunks/Season
195, 1989-90

Individual

Most Dunks/Game
7, Pervis Ellison vs. South Alabama, Jan. 4, 1988

Most Dunks/Season
97, Montrezl Harrell, 2013-14

Most Dunks/Career
221, Montrezl Harrell, 2012-15

Most Dunks/Season

Rk.	Player	Year	Dunks
1.	Montrezl Harrell	13-14	97
2.	Montrezl Harrell	14-15	80
3.	Chane Behanan	12-13	59
	Pervis Ellison	87-88	59
5.	Chane Behanan	11-12	52
6.	Samardo Samuels	08-09	51
7.	Alvin Sims	95-96	48
8.	Terrence Jennings	10-11	45
9.	Montrezl Harrell	12-13	44
10.	Gorgui Dieng	11-12	43
	Felton Spencer	89-90	43
	Cornelius Holden	90-91	43
	Alvin Sims	96-97	43
14.	Darrell Griffith	77-78	42
15.	Ray Spalding	17-18	41

Most Dunks/Career

Rk.	Player	Year	Dunks
1.	Montrezl Harrell	12-15	221
2.	Pervis Ellison	85-89	162
3.	Darrell Griffith	76-80	156
4.	Chane Behanan	11-14	126
5.	Alvin Sims	93-96	123
6.	Cornelius Holden	88-92	117
7.	Marques Maybin	97-01	95
8.	Billy Thompson	82-86	94
9.	Felton Spencer	86-90	93
10.	Gorgui Dieng	10-13	91

Field Goals Records

Team

Most Field Goals/Game
All Time - 51 vs. Tampa, Feb. 3, 1962
In the last 50 years - 49 vs. George Mason, Jan. 4, 1994

Most Field Goals/Conference Game
All Time - 49 vs. North Texas St., Feb. 1, 1975
In the last 50 years - 45 vs. Virginia Tech, Feb. 6, 1986

Fewest Field Goals/Game
All Time - 1 vs. Louisville YMCA, Jan. 28, 1912; vs. Moores Hill, March 8, 1912
In the last 50 years - 11 vs. Texas Tech, Nov. 22, 2022

Fewest Field Goals/Conference Game
All Time - 14 vs. TCU, Feb. 17, 2004
In the last 50 years - 14 vs. TCU, Feb. 17, 2004; vs. Syracuse, 2-20-19

Highest Field Goal Percentage/Game
All Time - 71.4% vs. Marquette, Feb. 14, 1981 (30-42); vs. Duke, Jan. 12, 1983 (40-56)
In the last 50 years - same

Lowest Field Goal Percentage/Game
All Time - 12.2% vs. Kentucky Wesleyan, Feb. 7, 1929 (9-74)

Lowest Field Goal Pct. by Opponent/Game
All Time - 14.5% vs. Georgetown College, Dec. 2, 1955 (10-69)

Most Field Goals/Season
All Time - 1,212, 1985-86 (39 games)
In the last 50 years - same

Highest Field Goal Percentage/Season
All Time - 53.1%, 1985-86 (1,212-2,281)
In the last 50 years - same

Individual

Most Field Goals Made/Game
All Time - 20, Butch Beard vs. Bradley, Jan. 14, 1967
In the last 50 years - 16, Everick Sullivan vs. Chaminade, Nov. 24, 1989

Most Field Goals by Opponent/Game
All Time - 19, Bill Ebben, Detroit, March 6, 1957

Most Field Goals Made/Half
All Time - 13, Butch Beard vs. Bradley, Jan. 14, 1967

Most Consecutive Field Goals Made/ Multiple Games
All Time - 19, Clifford Rozier (made last 2 vs. Morehead St., Dec. 8, 1993; all 15 vs. Eastern Ky., Dec. 11, 1993; and first 2 vs. Wyoming, Dec. 18, 1993)

Most Field Goals Attempted/Game
All Time - 33, John Reuther vs. DePaul, Feb. 26, 1967

Most Field Goals Attempted by Opponent/Game
All Time - 42, Dwight Lamar, SW Louisiana, March 16, 1972

Most Field Goals Made/Season
All Time - 349, Darrell Griffith, 1979-80

Most Field Goals Attempted/Season
All Time - 631, Darrell Griffith, 1979-80

Most Field Goals Made/Career
All Time - 981, Darrell Griffith, 1976-80

Most Field Goals Attempted/Career
All Time - 1,877, Darrell Griffith, 1976-80

Highest Field Goal Percentage/Game
All Time - 1.000 (minimum 12 attempts) Clifford Rozier vs. Eastern Ky., Dec. 11, 1993 (15-of-15); Cornelius Holden vs. Southern Miss., March 3, 1990 (14-of-14); Derek Smith vs. Marquette, Feb. 12, 1981 (12-of-12)

Highest Field Goal Percentage/Season
All Time - .681, Felton Spencer, 1989-90 (188-of-276)

Highest Field Goal Percentage/Career
All Time - .628, Felton Spencer, 1986-90 (409-of-651)


Darrell Griffith


Butch Beard


Felton Spencer


Cornelius Holden

Most Field Goals Made/Season

Rk.	Player	Year	FGM
1.	Darrell Griffith	1979-80	349
2.	John Turner	1960-61	277
3.	Charlie Tyra	1955-56	262
4.	Clifford Rozier	1993-94	247
5.	Jim Price	1971-72	244
6.	Darrell Griffith	1978-79	242
7.	Darrell Griffith	1977-78	240
8.	Pervis Ellison	1987-88	235
9.	Wes Unseld	1967-68	234
10.	Russ Smith	2012-13	232

Most Field Goals Made/Career

Rk.	Player	Years	FGM
1.	Darrell Griffith	1976-80	981
2.	Pervis Ellison	1985-89	857
3.	Milt Wagner	1981-86	749
4.	DeJuan Wheat	1993-97	725
5.	Derek Smith	1978-82	722
6.	Lancaster Gordon	1980-84	682
7.	Herbert Crook	1984-88	656
8.	Billy Thompson	1982-86	651
9.	Charlie Tyra	1953-57	640
10.	Reece Gaines	1999-03	632

Most Field Goal Attempts/Season

Rk.	Player	Year	FGA
1.	Darrell Griffith	1979-80	631
2.	Glenn Combs	1949-50	605
3.	Charlie Tyra	1955-56	592
4.	Kenny Reeves	1949-50	564
5.	Russ Smith	2012-13	560
6.	John Turner	1960-61	555
	Glenn Combs	1948-49	555
8.	Chuck Noble	1952-53	538
9.	Terry Rozier*	2014-15	521
10.	Chuck Noble	1953-54	518

* later vacated by the NCAA

Most Field Goal Attempts/Career

Rk.	Player	Years	FGA
1.	Darrell Griffith	1976-80	1877
2.	DeJuan Wheat	1993-97	1603
3.	Charlie Tyra	1953-57	1505
4.	Russ Smith	2013-14	1501
5.	Milt Wagner	1981-86	1497
6.	Pervis Ellison	1985-89	1486
7.	Terrence Williams	2005-09	1444
8.	John Turner	1958-61	1430
9.	Chuck Noble	1950-54	1428
10.	Reece Gaines	1999-03	1399

Highest Field Goal Pct./Season
(minimum 175 attempts)

Rk./Player	Year	FGM-FGA	Pct.
1. Felton Spencer	1989-90	188-276	.681
2. Derek Smith	1978-79	117-185	.632
3. Chinanu Onuaku	2015-16	137-221	.620
4. Clifford Rozier	1993-94	247-400	.618
5. Pervis Ellison	1988-89	227-369	.6152
6. Cornelius Holden	1989-90	123-200	.615
7. Wes Unseld	1967-68	234-382	.613
8. Montrezl Harrell	2013-14	223-366	.609
9. Pervis Ellison	1987-88	235-391	.601
10. Samaki Walker	1995-96	124-207	.599

Highest Field Goal Pct./Career
(minimum 500 attempts)

Rk.	Player	Years	FGM-FGA	Pct
1.	Felton Spencer	1986-90	409-651	.628
2.	David Padgett	2005-08	332-542	.613
3.	Clifford Rozier	1992-94	439-742	.592
4.	Montrezl Harrell	2012-15	533-910	.586
5.	Derek Smith	1978-82	722-1251	.5771
6.	Pervis Ellison	1985-89	857-1486	.5767
7.	Rodney McCray	1979-83	485-846	.573
8.	Cornelius Holden	1988-92	396-693	.571
9.	Mark McSwain	1983-87	291-517	.563
10.	Charles Jones	1980-84	407-730	.558

Field Goals, Free Throws Records

Most Field Goals/Conference Game

Rk.	FGs, Opponent	Date
1.	49 vs. North Texas St.	Feb.1, 1975
2.	48 vs. Tulane	Feb. 2, 1978
3.	47 vs. Tulsa	Feb. 22, 1975
4.	46 vs. Memphis State	Feb. 25, 1978
5.	45 vs. Virginia Tech	Feb. 6, 1986

Most FGs/Conference Game/ Last 40 Years

Rk.	FGs, Opponent	Date
1.	45 vs. Virginia Tech	Feb. 6, 1986
2.	42 vs. Southern Miss	Jan. 29, 1990
3.	41 vs. Florida State	Jan. 25, 1984
	41 vs. Tulane	Jan. 18, 1990
	41 vs. South Florida	Jan. 7, 1993

Fewest Field Goals/Game/ Last 40 Years

Rk.	FGs, Opponent	Date
1.	11 vs. Texas Tech	Nov. 22, 2022
2.	14 vs. Syracuse	Feb. 20, 2019
	14 vs. TCU	Feb. 17, 2004
4.	15 vs. Drexel	Dec. 12, 2010
5.	16 vs. Pitt	Feb. 7, 2023
	16 vs. Arkansas	Nov. 21, 2022
	16 vs. Virginia	March 5, 2016
	16 vs. Virginia	Jan. 30, 2016
	16 vs. Saint Louis	Feb. 22, 2002
	16 vs. Temple	Feb. 12, 1995
	16 vs. Minnesota	May 20, 1994


David Padgett

Field Goal Percentage

Leaders Year-by-Year

Year	Player	FGM-FGA	Pct.
1940-41	Aaron Andrews	65-**	**
1941-42	Frank Epley	119-**	**
1942-43	No Team		
1943-44	Records Incomplete		
1944-45	George Hauptfuhrer	128-**	**
1945-46	Records incomplete		
1946-47	Jack Coleman	97-**	**
1947-48	Jack Coleman	170-**	**
1948-49	Jack Coleman	180-**	**
1949-50	Glen Combs	183-**	**
1950-51	Bob Lochmueller	186-457	.410
1951-52	Bob Lochmueller	151-390	.390
1952-53	Phil Rollins	97-247	.391
1953-54	Jerry Moreman	52-118	.442
1954-55	Jerry Moreman	86-181	.480
1955-56	Charlie Tyra	262-592	.442
1956-57	Charlie Tyra	193-452	.431
1957-58	Roger Tieman	109-248	.443
1958-59	John Turner	184-454	.412
1959-60	Fred Sawyer	138-296	.467
1960-61	John Turner	277-555	.494
1961-62	Bud Olsen	202-390	.513
1962-63	Jadie Frazier	95-213	.446
1963-64	Ron Hawley	143-312	.458
1964-65	Eddie Creamer	144-306	.471
1965-66	Wes Unseld	195-374	.521
1966-67	Wes Unseld	201-374	.537
1967-68	Wes Unseld	234-382	.613
1968-69	Butch Beard	204-424	.482
1969-70	Mike Grosso	203-382	.531
1970-71	Al Vilcheck	195-377	.517
1971-72	Ron Thomas	191-347	.550
1972-73	Allen Murphy	215-411	.523
1973-74	Allen Murphy	208-383	.543
1974-75	Phillip Bond	111-209	.531
	and Ricky Gallon	101-190	.531
1975-76	Ricky Gallon	184-310	.593
1976-77	Ricky Gallon	119-213	.558
1977-78	Rick Wilson	218-415	.525
1978-79	Derek Smith	117-185	.632
1979-80	Derek Smith	213-372	.573
1980-81	Rodney McCray	114-194	.588
1981-82	Derek Smith	204-346	.590
1982-83	Rodney McCray	152-259	.587
1983-84	Charles Jones	159-280	.568
1984-85	Mark McSwain	115-213	.540
1985-86	Billy Thompson	221-384	.576
1986-87	Mark McSwain	107-181	.591
1987-88	Pervis Ellison	235-391	.601
1988-89	Pervis Ellison	227-369	.615
1989-90	Felton Spencer	188-276	.681
1990-91	Cornelius Holden	137-229	.589
1991-92	Dwayne Morton	155-268	.578
1992-93	Clifford Rozier	192-342	.561
1993-94	Clifford Rozier	247-400	.618
1994-95	Samaki Walker	153-279	.548
1995-96	Samaki Walker	119-193	.617
1996-97	Nate Johnson	132-255	.518
1997-98	Nate Johnson	154-315	.489
1998-99	Tony Williams	137-276	.496
1999-00	Quintin Bailey	74-144	.514
2000-01	Ellis Myles	65-135	.481
2001-02	Ellis Myles	96-185	.519
2002-03	Ellis Myles	60-102	.588
2003-04	Otis George	63-129	.488
2004-05	Ellis Myles	123-243	.506
2005-06	David Padgett	109-188	.580
2006-07	David Padgett	111-186	.597
2007-08	David Padgett	112-168	.667
2008-09	Samardo Samuels	163-282	.578
2009-10	Samardo Samuels	97-190	.511
2010-11	Gorgui Dieng	68-110	.618
2011-12	Gorgui Dieng	145-271	.525
2012-13	Gorgui Dieng	125-234	.534
2013-14	Montrezl Harrell	223-366	.609
2014-15	Montrezl Harrell	213-376	.566
2015-16	Chinanu Onuaku	137-221	.620
2016-17	Mangok Mathiang	106-180	.589
2017-18	Anas Mahmoud	109-198	.551
2018-19	Steven Enoch	122-231	.528
2019-20	Steven Enoch	115-223	.516
2020-21	Jae'Lyn Withers	79-143	.552
2021-22	Sydney Curry	88-131	.672
2022-23	Sydney Curry	64-120	.533

** information unavailable (Minimum 100 FG Attempts)

Free Throw Percentage

Leaders Year-by-Year

Year	Player	FTM-FTA	Pct.
1940-41	Aaron Andrews	50-**	**
1941-42	Frank Epley	61-**	**
1942-43	No Team		
1943-44	Records Incomplete		
1944-45	George Hauptfuhrer	52-**	**
1945-46	Records Incomplete		
1946-47	Sid Kupper	62-**	**
1947-48	Deward Compton		
	and Kenny Reeves	87-**	**
1948-49	Kenny Reeves	85-**	**
1949-50	Kenny Reeves	107-**	**
1950-51	Bob Lochmueller	103-165	.625
1951-52	Bob Nader	60-78	.769
1952-53	Corky Cox	101-130	.780
1953-54	Corky Cox	130-178	.733
1954-55	Phil Rollins	83-113	.734
1955-56	Phil Rollins	93-117	.798
1956-57	Bill Darragh	75-91	.868
1957-58	Roger Tieman	63-75	.838
1958-59	Don Goldstein	115-153	.750
1959-60	Ron Rubenstein	119-157	.751
1960-61	John Turner	115-142	.810
1961-62	Ron Hawley	46-62	.742
1962-63	Jadie Frazier	77-105	.733
1963-64	Ron Rooks	80-108	.741
1964-65	Eddie Creamer	45-60	.750
1965-66	Fred Holden	97-114	.851
1966-67	Fred Holden	68-90	.755
1967-68	Butch Beard	92-122	.754
1968-69	Jerry King	127-154	.824
1969-70	Mike Lawhon	98-123	.797
1970-71	Jim Price	108-133	.812
1971-72	Jim Price	164-198	.828
1972-73	Terry Howard	62-72	.861
1973-74	Terry Howard	60-74	.811
1974-75	Terry Howard	28-29	.965
1975-76	Danny Brown	36-42	.857
1976-77	Phillip Bond	63-75	.840
1977-78	Rick Wilson	98-115	.852
1978-79	Tony Branch	39-49	.796
1979-80	Tony Branch	19-21	.905
1980-81	Roger Burkman	59-75	.787
1981-82	Poncho Wright	33-44	.750
1982-83	Lancaster Gordon	76-99	.768
1983-84	Milt Wagner	124-146	.849
1984-85	Jeff Hall	60-71	.845
1985-86	Jeff Hall	65-73	.890
1986-87	Herbert Crook	134-176	.761
1987-88	LaBradford Smith	143-158	.905
1988-89	LaBradford Smith	112-129	.868
1989-90	LaBradford Smith	123-143	.860
1990-91	LaBradford Smith	113-137	.825
1991-92	James Brewer	32-38	.842
1992-93	James Brewer	72-82	.878
1993-94	DeJuan Wheat	83-108	.769
1994-95	DeJuan Wheat	86-108	.796
1995-96	Brian Kiser	29-36	.806
1996-97	B.J. Flynn	124-155	.800
1997-98	Marques Maybin	51-66	.773
1998-99	Cameron Murray	99-128	.773
1999-00	Quintin Bailey	28-32	.875
2000-01	Erik Brown	33-41	.805
2001-02	Reece Gaines	164-205	.800
2002-03	Francisco Garcia	49-55	.891
2003-04	Larry O'Bannon	80-93	.860
2004-05	Francisco Garcia	150-171	.877
2005-06	Taquan Dean	92-107	.860
2006-07	Will Scott	26-30	.867
2007-08	Jerry Smith	64-83	.771
2008-09	Edgar Sosa	48-64	.750
2009-10	Jared Swopshire	68-81	.840
2010-11	Preston Knowles	59-73	.808
2011-12	Kyle Kuric	72-91	.791
2012-13	Peyton Siva	85-98	.867
2013-14	Luke Hancock	126-152	.829
2014-15	Terry Rozier	139-176	.790
2015-16	Damion Lee	113-134	.843
2016-17	Donovan Mitchell	87-109	.808
2017-18	Quentin Snider	84-97	.866
2018-19	Ryan McMahon	57-60	.950
2019-20	Ryan McMahon	41-44	.932
2020-21	Carlik Jones	75-92	.815
2021-22	Jarrod West	30-38	.789
2022-23	Kamari Lands	49-56	.875

Free Throws Records

Team

Most Free Throws Made/Game
All Time - 44 vs. Canisius, Dec. 10, 1955
In the last 40 years - 42 vs. Oklahoma State, Dec. 6, 1980; vs. Nicholls, Nov. 8, 2018

Most Free Throws Made/Conference Game
All Time - 41 vs. Rutgers., Jan. 4, 2014
In the last 40 years - same

Most Free Throws Made/Season
All Time - 683, 2004-05 (38 games)

Most Free Throws Attempted/Season
All Time - 1,098, 1953-54, (29 games)

Fewest Free Throws Made/Game
All Time - 1 vs. Louisville YMCA, 1912; vs. Murray State, Dec. 6, 1988 vs. Marquette, March 2, 2010; vs. Syracuse, Feb. 17, 2016; vs. Virginia, Jan. 24, 2022

Fewest Free Throws Made/Conference Game
All Time - 1 vs. Marquette, March 2, 2010
1 vs. Syracuse, Feb. 17, 2016; vs. Virginia, Jan. 24, 2022

Highest Free Throw Percentage/Game
All Time - 100% vs. New Mexico St., Jan. 30, 1975 (19-19)
100% vs. St. Louis, March 5, 1982 (12-12)
100% vs. Kentucky, Dec. 18, 2005 (11-11)

Highest Free Throw Percentage/ Conference Game
All Time - 100% vs. New Mexico St., Jan. 30, 1975 (19-19)
100% vs. St. Louis, March 5, 1982 (12-12)

Highest Free Throw Percentage/Season
All Time - 77.7%, 2018-19 (534-687)

Individual

Most Free Throws Made/Game
All Time - 16, Samardo Samuels vs. Notre Dame, Feb. 17, 2010; Charlie Tyra vs. Notre Dame, Dec. 22, 1956

Most Free Throws Made/Conference Game
All Time - 16, Samardo Samuels vs. Notre Dame, Feb. 17, 2010

Most Consecutive Free Throws Made/ Multiple Games
All Time - 36, LaBradford Smith, 1987-88

Most Free Throws Made/Season
All Time - 222, Russ Smith, 2012-13



LaBradford Smith

Most Free Throws Made/Conference Season
All Time - 105, Russ Smith, 2012-13 (123 attempts, 18 games)

Most Free Throws Made/Career
All Time - 491, LaBradford Smith, 1987-91

Most Free Throws Made/Conference Career
All Time - 228, Wes Unseld, 1965-68

Highest Free Throw Percentage/Season
All Time - *(minimum 50 attempts)* 95.0%, Ryan McMahon, 2018-19 (57-60)

Highest Free Throw Percentage/ Conference Season
All Time - 96.2%, Ryan McMahon, 2019-20 (25-26)

Highest Free Throw Percentage/Career
All Time - *(minimum 200 attempts)* 86.6% (491-567), LaBradford Smith, 1987-91

Highest Free Throw Percentage/ Conference Career
All Time - 91.6%, (76-83) Ryan McMahon, 2016-20


Ryan McMahon

Most Free Throws Made/Season

Rk.	Player	Year	FTM
1.	Russ Smith	2012-13	222
2.	Wes Unseld	1967-68	177
3.	Charlie Tyra	1956-57	169
4.	Charlie Tyra	1955-56	166
5.	Reece Gaines	2001-02	164
	Jim Price	1971-72	164
7.	Samardo Samuels	2009-10	154
8.	Russ Smith	2013-14	153
9.	Francisco Garcia	2004-05	150
10.	Butch Beard	1968-69	149

Most Free Throws Made/Career

Rk.	Player	Years	FTM
1.	LaBradford Smith	1987-91	491
2.	Russ Smith	2010-14	488
3.	Reece Gaines	1999-03	456
4.	Charlie Tyra	1953-57	448
5.	Pervis Ellison	1985-89	428
6.	Wes Unseld	1965-68	426
7.	Herbert Crook	1984-88	411
8.	DeJuan Wheat	1993-97	410
9.	Billy Thompson	1982-86	383
10.	Derek Smith	1978-82	382
	Marques Maybin	1997-01	382

Most Free Throw Attempts/Season

Rk.	Player	Year	FTA
1.	Russ Smith	2012-13	276
2.	Wes Unseld	1967-68	275
3.	Charlie Tyra	1955-56	256
4.	Ellis Myles	2004-05	240
5.	Charlie Tyra	1956-57	234
6.	Bud Olsen	1961-62	227
7.	Clifford Rozier	1993-94	224
8.	Samardo Samuels	2009-10	218
9.	Russ Smith	2013-14	217
10.	Pervis Ellison	1987-88	211

Most Free Throw Attempts/Career

Rk.	Player	Years	FTA
1.	Charlie Tyra	1953-57	686
2.	Ellis Myles	2000-05	662
3.	Wes Unseld	1965-68	654
4.	Russ Smith	2010-14	642
5.	Pervis Ellison	1985-89	623
6.	Reece Gaines	1999-03	608
7.	Derek Smith	1978-82	570
8.	LaBradford Smith	1987-91	567
	Herbert Crook	1984-88	567
10.	DeJuan Wheat	1993-97	543

Best Free Throw Pct./Season

Rk.	Player	Year	FTM-FTA	Pct.
1.	Terry Howard	1974-75	28-29	.966
2.	Ryan McMahon	2018-19	57-60	.950
3.	Ryan McMahon	2019-20	41-44	.932
4.	LaBradford Smith	1987-88	143-158	.905
5.	Tony Branch	1979-80	19-21	.905
6.	Francisco Garcia	2002-03	49-55	.891
7.	Jeff Hall	1985-86	65-73	.890
8.	Preston Knowles	2009-10	23-26	.885
9.	Tobiah Hopper	1998-99	22-25	.880
10.	James Brewer	1992-93	72-82	.878

Best Free Throw Pct./Career

Rk.	Player	Year	FTM-FTA	Pct.
1.	Ryan McMahon	2016-20	137-150	.913
2.	LaBradford Smith	1987-91	491-567	.866
3.	Terry Howard	1972-75	150-176	.852
4.	Francisco Garcia	2002-05	309-364	.849
5.	Damion Lee	2015-16	113-134	.843
6.	Taquan Dean	2002-06	214-258	.829
7.	Larry O'Bannon	2001-05	273-331	.825
8.	Phil Bond	1972-77	219-268	.817
9.	Danny Brown	1973-77	147-180	.817
10.	Milt Wagner	1981-86	336-413	.814

Three-Point Goals Records

Team

Most Three-Point Field Goals/Game: 22 vs. Hartford, Nov. 17, 2007

Most Three-Point Field Goals/Season: 361 in 2004-05

Most Three-Point Field Goals Attempted/Game: 40 vs. TCU, Jan. 12, 2002

Most Three-Point Field Goals Attempted/ Conference Game: 40 vs. TCU, Jan. 12, 2002

Most Three-Point Goals Attempted/Season: 906 in 2004-05

Highest Three-Point Field Goal Percentage/Game (min. 5 made): .800 (8-10) vs. Virginia, Feb. 17, 1990

Highest Three-Point Field Goal Percentage/ Conference Game: .800 (4-5) vs. Southern Miss, March 10, 1990

Highest Three-Point Goal Percentage/ Season: .416 (188-452), 1992-93

Lowest Three-Point Field Goal Percentage/Season: .307 (198-644), 2014-15

Individual

Most Three-Point Field Goals/Game: 9, Taquan Dean vs. VMI, Dec. 23, 2003 (attempted 12)

Most Three-Point Field Goals Attempted/Game: 17, Taquan Dean vs. West Virginia, March 26, 2005 (made 7)

Most Three-Point Field Goals/Season: 122, Taquan Dean, 2004-05

Most Three-Point Field Goals Attempted/Season: 275, Taquan Dean, 2005-06

Most Three-Point Field Goals/Career: 359, Taquan Dean, 2002-06



DeJuan Wheat



Taquan Dean

Most Three-Point Field Goals Attempted/ Career: 896, Taquan Dean, 2002-06

Highest Three-Point Field Goal Percentage/Game: *(minimum six attempts)* 100%, Everick Sullivan vs. Virginia, Feb. 17, 1990 (6-6); Tony Williams vs. Georgia, Nov. 29, 1999 (6-6); Russ Smith vs. SMU, March 5, 2014 (6-6)

Highest Three-Point Field Goal Percentage/Season *(minimum 100 attempts)* 47.8%, Jerry Smith, 2006-07 (55-115)

Highest Three-Point Field Goal Percentage/Career *(minimum 150 attempts)* 46.1%, Dwayne Morton, 1991-94 (111-241)

Most Three-Point Goals/Season

Rk.	Player	Year	3FGM
1.	Taquan Dean	2004-05	122
2.	Taquan Dean	2005-06	105
3.	Preston Knowles	2010-11	100
4.	DeJuan Wheat	1996-97	97
5.	Reece Gaines	2001-02	91
6.	Larry O'Bannon	2004-05	85
7.	DeJuan Wheat	1994-95	84
8.	Donovan Mitchell	2016-17	80
9.	DeJuan Wheat	1995-96	78
10.	Jordan Nwora	2018-19	77

Most Three-Point Goals/Career

Rk.	Player	Year	3FGM
1.	Taquan Dean	2002-06	359
2.	DeJuan Wheat	1993-97	323
3.	Reece Gaines	1999-03	225
4.	Jerry Smith	2006-10	210
5.	Edgar Sosa	2006-10	200
6.	Preston Knowles	2007-11	198
7.	Terrence Williams	2005-09	195
8.	Ryan McMahon	2016-20	182
9.	Russ Smith	2010-14	180
	Francisco Garcia	2002-05	180

Most Three-Point Attempts/Season

Rk.	Player	Year	3FGA
1.	Taquan Dean	2005-06	275
2.	Taquan Dean	2004-05	273
3.	DeJuan Wheat	1996-97	272
4.	Preston Knowles	2010-11	261
5.	Reece Gaines	2001-02	241
6.	Kyle Kuric	2011-12	231
7.	Donovan Mitchell	2016-17	226
8.	DeJuan Wheat	1995-96	222
9.	Jordan Nwora	2018-19	206
10.	Larry O'Bannon	2004-05	200

Most Three-Point Attempts/Career

Rk.	Player	Year	3FGA
1.	Taquan Dean	2002-06	896
2.	DeJuan Wheat	1993-97	856
3.	Terrence Williams	2005-09	609
4.	Reece Gaines	1999-03	589
5.	Edgar Sosa	2006-10	562
6.	Jerry Smith	2006-10	540
7.	Preston Knowles	2007-11	539
8.	Russ Smith	2010-14	521
9.	Francisco Garcia	2002-05	488
10.	Marques Maybin	1997-01	460

Highest Three-Point Pct./Season

Rk.	Player	Year	3FGM-A	Pct.
1.	Dwayne Morton	1992-93	51- 96	.531
2.	Jerry Smith	2006-07	55-115	.478
3.	Brian Kiser	1994-95	55-120	.458
4.	Kyle Kuric	2010-11	70-156	.449
5.	Taquan Dean	2004-05	122-273	.447
6.	Ryan McMahon	2019-20	68-156	.436
7.	Greg Minor	1992-93	42- 97	.433
8.	Preston Knowles	2008-09	48-111	.432
9.	DeJuan Wheat	1994-95	84-195	.431
	James Brewer	1991-92	44-102	.431

Highest Three-Point Pct./Career

Rk.	Player	Year	3FGM-A	Pct.
1.	Dwayne Morton	1991-94	111-241	.461
2.	Brian Kiser	1992-96	148-344	.430
3.	Taquan Dean	2002-06	359-896	.401
4.	Kenny Payne	1985-89	85-212	.401
5.	James Brewer	1988-93	131-330	.397
6.	Ryan McMahon	2016-20	182-461	.395
7.	Jordan Nwora	2017-20	178-452	.394
8.	Jerry Smith	2006-10	210-540	.389
9.	Jordan Nwora	2017-19	102-263	.388
10.	Tony Kimbro	1985-90	55-142	.387
11.	Reece Gaines	1999-03	225-589	.382
12.	DeJuan Wheat	1993-97	323-856	.377

Three-Point Field Goal Pct.

Leaders Year-by-Year

Year	Player	3FG-FGA	Pct.
1986-87	Tony Kimbro	14-37	.378
1987-88	Kenny Payne	34-83	.410
1988-89	Kenny Payne	45-105	.429
1989-90	Everick Sullivan	43-114	.377
1990-91	James Brewer	44-102	.431
1991-92	Everick Sullivan	42-122	.344
1992-93	Dwayne Morton	51-96	.531
1993-94	Dwayne Morton	47-118	.398
1994-95	Brian Kiser	55-120	.458
1995-96	Brian Kiser	68-159	.428
1996-97	B.J. Flynn	40-107	.374
1997-98	Cameron Murray	38-96	.396
1998-99	Eric Johnson	33-81	.407
1999-00	Nate Johnson	23-51	.451
2000-01	Reece Gaines	40-94	.426
2001-02	Reece Gaines	91-241	.378
2002-03	Reece Gaines	75-193	.389
2003-04	Nate Daniels	40-97	.412
2004-05	Taquan Dean	122-273	.447
2005-06	Brandon Jenkins	48-124	.387
2006-07	Jerry Smith	55-115	.478
2007-08	Andre McGee	52-132	.394
2008-09	Preston Knowles	48-111	.432
2009-10	Reginald Delk	42-99	.424
2010-11	Kyle Kuric	70-156	.449
2011-12	Chris Smith	67-168	.399
2012-13	Luke Hancock	63-158	.399
2013-14	Wayne Blackshear	45-114	.395
2014-15	Wayne Blackshear	60-181	.331
2015-16	Quentin Snider	40-99	.404
2016-17	Quentin Snider	56-150	.373
2017-18	Quentin Snider	69-166	.416
2018-19	Darius Perry	27-72	.375
2019-20	Ryan McMahon	68-156	.436
2020-21	David Johnson	32-83	.386
2021-22	El Ellis	41-114	.360
2022-23	Jae'Lyn Withers	40-96	.417

Assists, Turnovers Records

Team

(Note: assists records began in 1969-70)

Most Assists/Game

34 vs. VMI, Dec. 23, 2003

32 vs. Syracuse, March 31, 1975; vs. Bradley, March 1, 1976; vs. Kentucky, Dec. 26, 1975 vs. Dayton, Jan. 26, 1988; vs. Alaska Anchorage, Nov. 27, 1999

Most Assists/Season

661, 1989-90

Individual

Most Assists/Game

15, Francisco Garcia vs. Murray State, Jan. 3, 2004

Most Assists/Conference Game

13, Cameron Murray vs. Saint Louis, Jan. 20, 1998; Peyton Siva vs. Villanova, Jan. 22, 2013; Russ Smith vs. Connecticut, March 8, 2014

Most Assists/Season

226, LaBradford Smith, 1989-90 (228 by Peyton Siva in 2012-13 in 40 games later vacated)

Highest Average Assists/Season

6.5, LaBradford Smith, 1989-90

Most Assists/Career

713, LaBradford Smith, 1987-91

Most Assists/Game

Asst./Player	Date	Opponent
15 Francisco Garcia	1-3-04	Murray State
14 Phil Bond	3-12-77	UCLA
13 Russ Smith	3-8-14	Connecticut
13 Peyton Siva*	1-22-13	Villanova
13 Terrence Williams	11-17-08	Hartford
13 Cameron Murray	1-20-98	Saint Louis
12 Darius Perry	11-10-19	Youngstown St.
12 Christen Cunningham	2-12-19	Duke
12 Peyton Siva*	12-19-12	FIU
12 LaBradford Smith	2-6-91	South Carolina
12 LaBradford Smith	1-7-90	UCLA
12 LaBradford Smith	12-4-89	Cleveland St.
12 Keith Williams	3-19-88	Brigham Young
12 Henry Bacon	3-16-72	Southwest La.
11 nine tied at 11; *latest:* Russ Smith	12-4-13	UMKC

** later vacated by NCAA*

Turnovers

Most Turnovers/Game
38 vs. Hawaii-Hilo, Dec. 20, 1984

Fewest Turnovers/Game
1 vs. Georgetown, Feb. 2, 2007

Most Turnovers/Season
632, 1985-86

Fewest Turnovers/Season
378, 2019-20

Most Assists/Season

Rk.	Player	Year	Asst.
1.	Peyton Siva*	2012-13	228
2.	LaBradford Smith	1989-90	226
3.	Peyton Siva*	2011-12	211
4.	Terrence Williams	2008-09	185
5.	LaBradford Smith	1988-89	184
6.	Peyton Siva	2010-11	182
7.	Russ Smith	2013-14	172
8.	Milt Wagner	1985-86	165
9.	Keith Williams	1989-90	162
10.	Terrence Williams	2007-08	161

Most Assists/Career

Rk.	Player	Year	Asst.
1.	LaBradford Smith	1987-91	713
2.	Peyton Siva*	2009-13	677
3.	Terrence Williams	2005-09	545
4.	Phil Bond	1972-77	528
5.	DeJuan Wheat	1993-97	498
6.	Keith Williams	1986-90	482
7.	Reece Gaines	1999-03	475
8.	Billy Thompson	1982-86	459
9.	Milt Wagner	1981-86	432
10.	Rick Wilson	1974-78	419

Assist Leaders Year-by-Year

Year	Player	G	Asst.	Avg.
1969-70	Jim Price	27	126	4.7
1970-71	Jim Price	29	115	4.0
1971-72	Jim Price	31	137	4.4
1972-73	Terry Howard	30	114	3.8
1973-74	Terry Howard	28	108	3.9
1974-75	Phil Bond	31	146	4.7
1975-76	Phil Bond	28	152	5.4
1976-77	Phil Bond	28	156	5.6
1977-78	Rick Wilson	30	134	4.5
1978-79	Scooter McCray	32	98	3.1
1979-80	Darrell Griffith	36	138	3.8
1980-81	Jerry Eaves	30	98	3.3
1981-82	Jerry Eaves	33	110	3.3
1982-83	Scooter McCray	36	125	3.5
1983-84	Milt Wagner	35	136	3.9
1984-85	Billy Thompson	37	154	4.2
1985-86	Milt Wagner	39	165	4.2
1986-87	Herbert Crook	32	97	3.0
1987-88	LaBradford Smith	35	156	4.5
1988-89	LaBradford Smith	33	184	5.6
1989-90	LaBradford Smith	35	226	6.5



Francisco Garcia



Reece Gaines



LaBradford Smith



Phil Bond

Year	Player	G	Asst.	Avg.
1990-91	LaBradford Smith	30	147	4.9
1991-92	Everick Sullivan	29	104	3.6
1992-93	Keith LeGree	31	117	3.8
1993-94	Jason Osborne	34	141	4.1
1994-95	DeJuan Wheat	33	106	3.2
1995-96	DeJuan Wheat	34	128	3.9
1996-97	DeJuan Wheat	35	149	4.3
1997-98	Cameron Murray	32	134	4.2
1998-99	Cameron Murray	30	116	3.9
1999-00	Reece Gaines	31	104	3.4
2000-01	Reece Gaines	30	98	3.3
2001-02	Reece Gaines	32	114	3.6
2002-03	Reece Gaines	32	159	5.0
2003-04	Francisco Garcia	28	131	4.7
2004-05	Francisco Garcia	38	148	3.9
2005-06	Taquan Dean	31	107	3.5
2006-07	Terrence Williams	34	129	3.8
2007-08	Terrence Williams	36	161	4.5
2008-09	Terrence Williams	37	185	5.0
2009-10	Edgar Sosa	33	150	4.5
2010-11	Peyton Siva	35	182	5.2
2011-12	Peyton Siva*	40	211	5.3
2012-13	Peyton Siva*	40	228	5.7
2013-14	Russ Smith	37	172	4.6
2014-15	Terry Rozier	36	108	3.0
2015-16	Quentin Snider	31	109	3.5
2016-17	Quentin Snider	28	115	4.1
2017-18	Quentin Snider	36	144	4.0
2018-19	Christen Cunningham	33	160	4.8
2019-20	Lamarr Kimble	31	84	2.7
2020-21	Carlik Jones	19	85	4.5
2021-22	Jarrod West	32	93	2.9
2022-23	El Ellis	32	140	4.4



Peyton Siva



Quentin Snider

Blocked Shots, Fouls Records

Blocked Shots

Team

Most Blocked Shots/Game
18 vs. Holy Cross, Dec. 7, 2003
Most Blocked Shots/Season
251, 1982-83

Individual

Most Blocked Shots/Game
11, Samaki Walker vs. Kentucky, Jan. 1, 1995
Most Blocked Shots/Conference Game
8, Billy Thompson vs. Virginia Tech, Feb. 10, 1986
Most Blocked Shots/Season
128, Gorgui Dieng, 2011-12
Most Blocked Shots/Career
374, Pervis Ellison, 1985-89

Most Blocked Shots/Game

Rk.	Player	Date	Blocks
1.	Samaki Walker	1-1-95	11
2.	Charles Jones	2-22-83	10
3.	Pervis Ellison	2-28-87	9
	Kendall Dartez	12-7-03	9
5.	Billy Thompson	2-10-86	8
	Pervis Ellison	12-8-88	8
7.	7 on 13 occasions	Latest:	
	Chinanu Onuaku*	11-26-14	7

**later vacated by NCAA*

Most Blocked Shots/Season

Rk.	Player	Years	Blocks
1.	Gorgui Dieng	2011-12	128
2.	Anas Mahmoud	2017-18	104
3.	Pervis Ellison	1987-88	102
4.	Pervis Ellison	1988-89	98
5.	Pervis Ellison	1985-86	92
6.	Gorgui Dieng	2012-13	83
7.	Pervis Ellison	1986-87	82
	Charles Jones	1982-83	82
9.	Samaki Walker	1994-95	78
10.	Clifford Rozier	1993-94	76

Most Blocked Shots/Career

Rk.	Player	Years	Blocks
1.	Pervis Ellison	1985-89	374
2.	Gorgui Dieng	2010-13	267
3.	Anas Mahmoud	2014-18	218
4.	Charles Jones	1980-84	208
5.	Billy Thompson	1982-86	185
6.	Rodney McCray	1979-83	178
7.	Scooter McCray	1978-83	173
	Cornelius Holden	1988-92	173
9.	Ricky Gallon	1974-78	171
10.	Terrence Jennings	2008-11	158


Pervis Ellison

Blocked Shots Leaders Year-by-Year

Year	Player	G	Blk.	Avg.
1973-74	Wesley Cox	27	45	1.7
1974-75	Bill Bunton	31	47	1.5
1975-76	Ricky Gallon	28	49	1.8
1976-77	Ricky Gallon	28	33	1.2
1977-78	Ricky Gallon	30	46	1.5
1978-79	Scooter McCray	32	57	1.8
1979-80	Rodney McCray	36	63	1.8
1980-81	Rodney McCray	30	42	1.4
1981-82	Rodney McCray	33	43	1.3
1982-83	Charles Jones	36	82	2.3
1983-84	Charles Jones	35	64	1.8
1984-85	Barry Sumpter	37	54	1.5
1985-86	Pervis Ellison	39	92	2.4
1986-87	Pervis Ellison	31	82	2.7
1987-88	Pervis Ellison	35	102	2.9
1988-89	Pervis Ellison	31	98	3.2
1989-90	Felton Spencer	35	69	2.0
1990-91	Cornelius Holden	30	62	2.1
1991-92	Cornelius Holden	30	33	1.1
1992-93	Dwayne Morton	31	30	1.0
1993-94	Clifford Rozier	34	76	2.2
1994-95	Samaki Walker	33	78	2.7
1995-96	Samaki Walker	21	43	2.2
1996-97	Damion Dantzler	35	30	0.9
1997-98	Damion Dantzler	32	32	1.0
1998-99	Dion Edward	30	37	1.1
1999-00	Dion Edward	31	54	1.7
2000-01	Joseph N'Sima	31	55	1.7
2001-02	Ellis Myles	32	34	1.1
2002-03	Francisco Garcia	32	40	1.3
2003-04	Kendall Dartez	30	46	1.5
2004-05	Francisco Garcia	38	56	1.5
2005-06	David Padgett	24	35	1.5
2006-07	David Padgett	33	50	1.5
2007-08	Earl Clark	35	59	1.7
2008-09	Terrence Jennings	33	53	1.6
2009-10	Terrence Jennings	32	40	1.3
2010-11	Terrence Jennings	32	65	2.0
2011-12	Gorgui Dieng	40	128	3.2
2012-13	Gorgui Dieng	33	83	2.5
2013-14	Mangok Mathiang	37	51	1.4
2014-15	Mangok Mathiang	35	46	1.4
2015-16	Chinanu Onuaku	31	62	2.9
2016-17	Anas Mahmoud	31	65	2.1
2017-18	Anas Mahmoud	36	104	2.9
2018-19	Malik Williams	34	41	1.2
2019-20	Dwayne Sutton	31	21	0.7
2020-21	JJ Traynor	20	11	0.6
2021-22	Malik Williams	18	27	0.7
2022-23	B. Huntley-Hatfield	24	18	0.8


Charles Jones


Gorgui Dieng

Fouls

Team

Most Fouls/Game
43 vs. Siena, Dec. 10, 1953
Most Fouls by Opponent/Game
39, Southern, Nov. 13, 2018
Most Fouls by Both Teams/Game
73 vs. Siena, Dec. 10, 1953 (UL 43, S 30)
Most Fouls/Season
756, 1949-50 (32 games)
Most Fouls by Opponent/Season
802, 1985-86 (39 games)
Most Players Disqualified on Fouls/Game
6 vs. Denver, Feb. 8, 1950 (41 fouls)
Most Opponent Players Disqualified on Fouls/Game
6, Eastern Ky., Feb. 18, 1953 (37 fouls)
6, Virginia Tech, Feb. 10, 1986 (35 fouls)

Individual

Most Fouls/Season
132, Gorgui Dieng, 2011-12
Most Fouls/Career
430, Billy Thompson, 1982-86
Most Disqualifications on Fouls/Season
7, Felton Spencer, 1988-89
7, Barry Sumpter, 1984-85
Most Disqualifications on Fouls/Career
17, Felton Spencer, 1986-90

Most Fouls/Season

Rk.	Player	Years	Fouls
1.	Gorgui Dieng	2011-12	132
2.	Dick Robinson	1949-50	130
3.	Felton Spencer	1989-90	126
	Billy Thompson	1985-86	126
5.	Barry Sumpter	1984-85	119
6.	Derek Smith	1981-82	118
7.	Pervis Ellison	1985-86	117
	Herbert Crook	1985-86	117
	Billy Thompson	1984-85	117
10.	Ellis Myles	2000-05	114

Most Fouls/Career

Rk.	Player	Years	Fouls
1.	Billy Thompson	1982-86	430
2.	Pervis Ellison	1985-89	414
3.	Derek Smith	1978-82	406
4.	Felton Spencer	1986-90	387
5.	Ellis Myles	2004-05	384

UofL Triple Doubles

- Samaki Walker vs. Kentucky, 1/1/95
  14 points, 10 rebounds, 11 blocks
- Ellis Myles vs. TCU, 3/10/05
  10 points, 10 rebounds, 10 assists
- Terrence Williams vs. Hartford, 11/17/07
  14 points, 12 rebounds, 13 assists
- Terrence Williams vs. Seton Hall, 1/19/08
  10 points, 10 rebounds, 10 assists

Steals, Games, Starts Records

Team

Most Steals/Game
21, vs. Tulsa, Feb. 22, 1975

Most Steals/Season
335, 1994-95 *(430 in 2012-13 later vacated by NCAA)*

Individual

Most Steals/Game
10, Tick Rogers vs. Western Carolina, Dec. 5, 1994

Most Steals/Conference Game
7, Lancaster Gordon vs. Tulane, Feb. 4, 1981
7, Jason Osborne vs. Tulane, Jan. 21, 1995
7, Terrence Williams vs. Syracuse, March 14, 2009
7, Peyton Siva vs. St. John's, Jan. 19, 2011
7, Peyton Siva* vs. Notre Dame, March 15, 2013

Most Steals/Season
86, Darrell Griffith, 1979-80
86, Tick Rogers, 1994-95
86, Terrence Williams, 2008-09
(90, Peyton Siva, 2012-13 later vacated by NCAA)

Most Steals/Career
257, Russ Smith, 2010-14

Most Steals/Game

Steals/Player	Date	Opponent
10 Tick Rogers	12-5-94	W. Carolina
9 Alvin Sims	11-25-95	Va. C'wealth
8 Russ Smith	3-21-13	NC A&T
7 Lancaster Gordon	2-4-81	Tulane
LaBradford Smith	2-6-88	Houston
Jason Osbome	1-21-95	Tulane
Alvin Sims	12-2-95	Michigan St.
Edgar Sosa	12-2-06	Sacramento St.
Terrence Williams	3-14-09	Syracuse
Peyton Siva	1-19-11	St. John's
Russ Smith	12-17-11	Memphis
Peyton Siva*	3-15-13	Notre Dame
Donovan Mitchell	11-23-16	Old Dominion

Most Steals/Season

Rk./Player	Year	Steals
1. Peyton Siva*	2012-13	90
2. Russ Smith	2011-12	87
3. Darrell Griffith	1979-80	86
Tick Rogers	1994-95	86
Terrence Williams	2008-09	86
6. Alvin Sims	1996-97	85
7. Alvin Sims	1995-96	84
8. Russ Smith	2012-13	83
9. LaBradford Smith	1989-90	74
Russ Smith	2013-14	74

Most Steals/Career

Rk./Player	Years	Steals
1. Russ Smith	2010-14	257
2. Peyton Siva*	2009-13	254
3. Darrell Griffith	1976-80	230
4. LaBradford Smith	1987-91	227
5. Tick Rogers	1992-96	220
6. Alvin Sims	1993-97	217
7. Terrence Williams	2005-09	210
8. DeJuan Wheat	1993-97	204
9. Lancaster Gordon	1980-84	192
10. Reece Gaines	1999-03	191

Steal Leaders Year-by-Year

Year	Player	G	Stl.	Avg.
1974-75	Junior Bridgeman	31	48	1.5
1975-76	Rick Wilson	28	61	2.2
1976-77	Wesley Cox/Rick Wilson	28	47	1.7
1977-78	Rick Wilson	30	53	1.8
1978-79	Darrell Griffith	32	60	1.9
1979-80	Darrell Griffith	36	86	2.4
1980-81	Roger Burkman	30	54	1.8
1981-82	Jerry Eaves	33	47	1.4
1982-83	Lancaster Gordon	36	62	1.7
1983-84	Charles Jones	35	65	1.9
1984-85	Mark McSwain	36	27	0.8
1985-86	Milt Wagner	39	52	1.3
1986-87	Pervis Ellison	31	36	1.2
1987-88	LaBradford Smith	35	51	1.5
1988-89	LaBradford Smith	33	40	1.2
1989-90	LaBradford Smith	35	74	2.1
1990-91	LaBradford Smith	30	62	2.1
1991-92	Everick Sullivan	29	39	1.3
1992-93	Keith LeGree	31	46	1.5
1993-94	Greg Minor	34	57	1.7
1994-95	Tick Rogers	33	86	2.6
1995-96	Alvin Sims	34	83	2.5
1996-97	Alvin Sims	35	85	2.4
1997-98	Cameron Murray	32	49	1.5
1998-99	Nate Johnson	27	47	1.7
1999-00	Nate Johnson	31	60	1.9
2000-01	Reece Gaines	30	34	1.1
2001-02	Reece Gaines	32	44	1.4
2002-03	Reece Gaines	32	54	1.7
2003-04	Francisco Garcia	28	52	1.9
2004-05	Francisco Garcia	38	65	1.7
2005-06	Brandon Jenkins	34	54	1.6
2006-07	Edgar Sosa	34	44	1.3
2007-08	Jerry Smith	36	62	1.7
2008-09	Terrence Williams	37	86	2.3
2009-10	Jerry Smith	31	42	1.4
2010-11	Peyton Siva	35	69	2.0
2011-12	Russ Smith	39	87	2.2
2012-13	Peyton Siva*	40	90	2.3
2013-14	Russ Smith	37	74	2.0
2014-15	Terry Rozier	36	72	2.0
2015-16	Damion Lee	30	46	1.5
2016-17	Donovan Mitchell	34	70	2.1
2017-18	Ray Spalding	36	54	1.5
2018-19	Jordan Nwora	34	32	0.9
2019-20	Dwayne Sutton/ Lamarr Kimble	31	25	0.8
2020-21	Carlik Jones	19	26	1.4
2021-22	Jarrod West	32	44	1.4
2022-23	El Ellis	32	31	1.0

** later vacated by NCAA*

Games Played/Started

Most Games Played/Season

Rk./Player	Year	Games
1. Chane Behanan*, Gorgui Dieng, Chris Smith (tie)	2011-12	40
Luke Hancock, Montrezl Harrell, Peyton Siva*, Russ Smith (tie)	2012-13	40
8. Milt Wagner, Billy Thompson, Pervis Ellison, Herbert Crook, Jeff Hall, Tony Kimbro (tie)	1985-86	39

Most Games Played/Career

Rk./Player	Years	Games
1. Jeff Hall	1982-86	145
2. Peyton Siva*	2009-13	144
Milt Wagner	1981-86	144
4. Billy Thompson	1982-86	143
5. Herbert Crook	1984-88	142
6. Terrence Williams	2005-09	140
Edgar Sosa	2006-10	140
8. Tony Kimbro	1985-90	139
9. Jerry Smith	2006-10	138
10. Pervis Ellison	1985-89	136
DeJuan Wheat	1993-97	136
Brandon Jenkins	2003-07	136

Most Games Started/Season

Rk./Player	Year	Starts
1. Peyton Siva*	2012-13	40
Gorgui Dieng	2011-12	40
3. Milt Wagner, Billy Thompson, Jeff Hall, Pervis Ellison, Herbert Crook (tie)	1985-86	39
8. Francisco Garcia	2004-05	38
9. Larry O'Bannon	2004-05	38

* later vacated by NCAA

Most Games Started/Career

Rk./Player	Years	Starts
1. DeJuan Wheat	1993-97	136
2. Pervis Ellison	1985-89	135
3. LaBradford Smith	1987-91	133
4. Rodney McCray	1979-83	132
5. Terrence Williams	2005-09	127
6. Nate Johnson	1996-00	124
Lancaster Gordon	1980-84	124
8. Reece Gaines	1999-03	123
9. Marques Maybin	1997-01	114
10. Peyton Siva*	2009-13	113

Most Minutes Played/Season

Rk./Player	Season	Minutes
1. Kyle Kuric	2011-12	1,370
2. Milt Wagner	1985-86	1,312
3. Terrence Williams	2007-08	1,293
4. Earl Clark	2008-09	1,269
5. Terrence Williams	2008-09	1,266
6. Billy Thompson	1984-85	1,262
7. Terry Rozier	2014-15	1,260
8. Peyton Siva*	2012-13	1,247
9. Darrell Griffith	1979-80	1,246
10. Montrezl Harrell	2014-15	1,229

Most Minutes Played/Career

Rk./Player	Years	Minutes
1. DeJuan Wheat	1993-97	4,560
2. Terrence Williams	2005-09	4,510
3. Pervis Ellison	1985-89	4,335
4. Rodney McCray	1979-83	4,235
5. LaBradford Smith	1987-91	4,172
6. Billy Thompson	1982-86	4,065
7. Milt Wagner	1981-86	4,083
8. Reece Gaines	1999-03	3,946
9. Herbert Crook	1984-88	3,923
10. Darrell Griffith	1976-80	3,895

1,000-Point Scorers



Darrell Griffith



DeJuan Wheat

1. Darrell Griffith

Year	G-GS	Min	FGM-FGA	Pct	3Pt-Att	Pct	FTM-FTM	Pct	Reb-Avg	PF-D	Ast-Avg	To	Blk	St	Pts-Avg
1976-77	28	652	150-299	.502	—	—	59-93	.634	109-3.9	71-3	50-1.8	75	21	36	359-12.8
1977-78	30	996	240-460	.522	—	—	78-110	.709	162-5.4	78-3	105-3.5	113	20	48	558-18.6
1978-79	32	1001	242-487	.497	—	—	107-151	.709	140-4.4	87-3	90-2.8	128	29	60	591-18.5
1979-80	36-36	1246	349-631	.553	—	—	127-178	.713	174-4.8	99-2	138-3.8	131	29	86	825-22.9
Career	**126**	**3895**	**981-1877**	**.523**	**—**	**—**	**371-532**	**.697**	**585-4.6**	**335-11**	**383-3.0**	**447**	**99**	**230**	**2333-18.5**

2. DeJuan Wheat

Year	G-GS	Min	FGM-FGA	Pct	3Pt-Att	Pct	FTM-FTA	Pct	Reb-Avg	PF-D	Ast-Avg	To	Blk	St	Pts-Avg
1993-94	34-34	1079	141-313	.450	64-167	.383	83-108	.769	70-2.1	57-1	109-3.2	61	9	44	429-12.6
1994-95	33-33	1081	187-384	.487	84-195	.431	86-108	.796	88-2.7	50-0	106-3.2	62	5	41	544-16.5
1995-96	34-34	1178	204-452	.451	78-222	.351	117-160	.731	117-3.4	65-0	134-3.9	93	8	51	603-17.7
1996-97	35-35	1222	193-454	.425	97-272	.357	124-167	.743	77-2.2	55-0	149-4.3	91	5	68	607-17.3
Career	**136-136**	**4560**	**725-1603**	**.452**	**323-856**	**.377**	**410-543**	**.755**	**352-2.6**	**227-1**	**498-3.7**	**307**	**27**	**204**	**2183-16.1**



Pervis Ellison



Reece Gaines

3. Pervis Ellison

Year	G-GS	Min	FGM-FGA	Pct	3Pt-Att	Pct	FTM-FTA	Pct	Reb-Avg	PF-D	Ast-Avg	To	Blk	St	Pts-Avg
1985-86	39-39	1194	210-379	.554	—	—	90-132	.682	318-8.2	117-3	78-2.0	60	92	50	510-13.1
1986-87	31-31	952	185-347	.533	0-0	.000	100-139	.719	270-8.7	96-6	56-1.8	96	82	36	470-15.2
1987-88	35-35	1175	235-391	.601	1-2	.500	146-211	.692	291-8.3	103-2	108-3.1	73	102	46	617-17.6
1988-89	31-30	1014	227-369	.615	0-1	.000	92-141	.652	270-8.7	98-5	78-2.5	85	98	39	546-17.6
Career	**136-135**	**4335**	**857-1486**	**.577**	**1-3**	**.333**	**428-623**	**.687**	**1149-8.4**	**414-16**	**320-2.4**	**314**	**374**	**171**	**2143-15.8**

4. Reece Gaines

Year	G-GS	Min	FGM-FGA	Pct	3Pt-Att	Pct	FTM-FTA	Pct	Reb-Avg	PF-D	Ast-Avg	To	Blk	St	Pts-Avg
1999-00	31-30	921	98-220	.445	19-61	.311	66-86	.767	101-3.3	72-0	104-3.4	94	6	58	281- 9.1
2000-01	30-29	946	148-337	.439	40-94	.426	81-120	.675	105-3.5	72-1	98-3.3	73	7	34	417-13.9
2001-02	32-32	1049	209-458	.456	91-241	.378	164-205	.800	124-3.9	90-3	114-3.6	70	11	44	673-21.0
2002-03	32-32	1030	177-384	.461	75-193	.389	145-197	.736	94-2.9	82-1	159-5.0	95	4	54	574-17.9
Career	**125-123**	**3946**	**632-1399**	**.452**	**225-589**	**.382**	**456-608**	**.750**	**424-3.4**	**316-5**	**475-3.8**	**332**	**28**	**191**	**1945-15.6**



Russ Smith



Milt Wagner

5. Russ Smith

Year	G-GS	Min	FGM-FGA	Pct	3Pt-Att	Pct	FTM-FTA	Pct	Reb-Avg	PF-D	Ast-Avg	To	Blk	St	Pts-Avg
2010-11	17-0	96	14-41	.341	7-17	.412	3-5	.600	7-0.4	17-0	14	13	1	13	38- 2.2
2011-12	39-7	822	149-419	.356	41-134	.306	110-144	.764	98-2.5	110-3	76	90	1	87	449-11.5
2012-13	40-37	1211	232-560	.414	62-189	.328	222-276	.804	132-3.3	102-0	116	108	2	83	748-18.7
2013-14	37-36	1083	225-481	.468	70-181	.387	153-217	.705	122-3.3	92-1	172	105	4	74	673-18.2
Career	**133-80**	**3212**	**620-1501**	**.413**	**180-521**	**.345**	**488-642**	**.760**	**359-2.7**	**321-4**	**378**	**316**	**8**	**257**	**1908-14.3**

6. Milt Wagner

Year	G-GS	Min	FGM-FGA	Pct	3Pt-Att	Pct	FTM-FTA	Pct	Reb-Avg	PF-D	Ast-Avg	To	Blk	St	Pts-Avg
1981-82	32-0	444	63-131	.481	—	—	11-19	.579	33-1.0	48-0	38-1.2	41	5	12	137- 4.3
1982-83	36-36	1111	227-437	.519	2-4	.500	61-86	.709	92-2.6	85-1	89-2.5	87	20	30	517-14.4
1983-84	35-35	1157	228-458	.498	—	—	124-146	.849	103-2.9	97-3	136-3.9	112	14	44	580-16.6
1984-85	2-2	59	11-27	.407	—	—	3-3	1.000	5-2.5	3-0	4-2.0	9	3	0	25-12.5
1985-86	39-39	1312	220-444	.495	—	—	137-159	.862	122-3.1	92-2	165-4.2	124	10	52	577-14.8
Career	**144-112**	**4083**	**749-1497**	**.500**	**2-4**	**.500**	**336-413**	**.814**	**355-2.5**	**325-6**	**432-3.0**	**372**	**52**	**138**	**1836-12.8**



Derek Smith



LaBradford Smith

7. Derek Smith

Year	G-GS	Min	FGM-FGA	Pct	3Pt-Att	Pct	FTM-FTA	Pct	Reb-Avg	PF-D	Ast-Avg	To	Blk	St	Pts-Avg
1978-79	32	622	117-185	.632	—	—	79-123	.642	153-4.8	77-1	30-0.9	49	15	14	313-9.8
1979-80	36-36	1222	213-372	.573	—	—	105-150	.700	299-8.3	105-3	73-2.0	71	17	49	531-14.8
1980-81	30-30	964	188-348	.540	—	—	89-135	.659	233-7.8	106-4	74-2.5	75	14	36	465-15.5
1981-82	33-33	950	204-346	.590	—	—	109-162	.673	199-6.0	118-6	70-2.1	91	15	41	517-15.7
Career	**131**	**3758**	**722-1251**	**.577**	**—**	**—**	**382-570**	**.670**	**884-6.7**	**406-14**	**247-1.9**	**286**	**61**	**140**	**1826-13.9**

8. LaBradford Smith

Year	G-GS	Min	FGM-FGA	Pct	3Pt-Att	Pct	FTM-FTA	Pct	Reb-Avg	PF-D	Ast-Avg	To	Blk	St	Pts-Avg
1987-88	35-35	990	136-285	.477	28-100	.280	143-158	.905	88-2.5	99-3	156-4.5	152	3	51	443-12.7
1988-89	33-33	984	125-269	.465	32-86	.372	112-129	.868	75-2.3	94-0	184-5.6	116	1	40	394-11.9
1989-90	35-35	1167	158-318	.497	32-91	.352	123-143	.860	117-3.3	84-0	226-6.5	124	4	74	471-13.5
1990-91	30-30	1031	173-359	.482	39-109	.358	113-137	.825	110-3.7	84-3	147-4.9	108	6	62	498-16.6
Career	**133-133**	**4172**	**592-1231**	**.481**	**131-386**	**.339**	**491-567**	**.866**	**390-2.9**	**361-6**	**713-5.4**	**500**	**14**	**227**	**1806-13.6**



Charlie Tyra



Herbert Crook

9. Charlie Tyra

Year	G	Min	FGM-FGA	Pct	3Pt-Att	Pct	FTM-FTA	Pct	Reb-Avg	PF-D	Ast	To	Blk	St	Pts-Avg
1953-54	13	193	36-82	.439	—	—	13-38	.342	84-6.5	30-1	—	—	—	—	85- 6.5
1954-55	27	682	149-379	.393	—	—	100-158	.633	368-13.6	62-2	—	—	—	—	398-14.7
1955-56	29	—	262-592	.443	—	—	166-256	.648	645-22.2	81-4	—	—	—	—	690-23.8
1956-57	26	918	193-452	.427	—	—	169-234	.722	520-20.0	63-1	—	—	—	—	555-21.3
Career	**95**	**—**	**640-1505**	**.425**	**—**	**—**	**448-686**	**.653**	**1617-17.0**	**236-8**	**—**	**—**	**—**	**—**	**1728-18.2**

10. Herbert Crook

Year	G-GS	Min	FGM-FGA	Pct	3Pt-Att	Pct	FTM-FTA	Pct	Reb-Avg	PF-D	Ast-Avg	To	Blk	St	Pts-Avg
1984-85	36-1	570	80-179	.447	—	—	43-66	.652	141-3.9	85-0	18-0.5	38	7	15	203- 5.6
1985-86	39-39	1124	171-324	.528	—	—	119-173	.688	252-6.5	117-1	83-2.1	86	7	40	461-11.8
1986-87	32-32	1022	181-370	.489	0-0	.000	134-176	.761	255-8.0	79-1	97-3.0	90	10	35	496-15.5
1987-88	35-35	1207	224-437	.513	0-1	.000	115-152	.757	229-6.5	94-2	119-3.4	120	11	50	563-16.1
Career	**142-107**	**3923**	**656-1310**	**.501**	**0-1**	**.000**	**411-567**	**.725**	**877-6.2**	**375-4**	**317-2.2**	**334**	**35**	**140**	**1723-12.1**

1,000-Point Scorers

11. Wes Unseld

Year	G	Min	FGM-FGA	Pct	3Pt-Att	Pct	FTM-FTA	Pct	Reb-Avg	PF-D	Ast	To	Blk	St	Pts-Avg
1965-66	26	—	195-374	.521	—	—	128-202	.634	505-19.4	72-5	—	—	—	—	518-19.9
1966-67	28	—	201-374	.537	—	—	121-177	.684	533-19.0	63-1	—	—	—	—	523-18.7
1967-68	28	—	234-382	.613	—	—	177-275	.644	513-18.3	72-0	—	—	—	—	645-23.0
Career	**82**	**—**	**630-1130**	**.558**	**—**	**—**	**426-654**	**.651**	**1551-18.9**	**207-6**	**—**	**—**	**—**	**—**	**1686-20.6**

12. Billy Thompson

Year	G-GS	Min	FGM-FGA	Pct	3Pt-Att	Pct	FTM-FTA	Pct	Reb-Avg	PF-D	Ast-Avg	To	Blk	St	Pts-Avg
1982-83	36-0	710	104-213	.488	0-0	—	53-81	.654	140-3.9	96-3	42-1.2	70	40	15	261- 7.3
1983-84	31-30	877	106-209	.507	—	—	72-98	.735	173-5.6	91-1	112-3.6	102	31	35	284- 9.2
1984-85	37-36	1262	220-427	.515	—	—	118-158	.747	311-8.4	117-4	154-4.2	161	51	25	558-15.1
1985-86	39-39	1216	221-384	.576	—	—	140-196	.714	304-7.8	126-2	151-3.9	142	63	33	582-14.9
Career	**143-105**	**4065**	**651-1233**	**.528**	**0-0**	**—**	**383-533**	**.719**	**928-6.5**	**430-10**	**459-3.2**	**475**	**185**	**108**	**1685-11.8**



Wes Unseld



Billy Thompson

13. Taquan Dean

Year	G-GS	Min	FGM-FGA	Pct	3Pt-Att	Pct	FTM-FTA	Pct	Reb-Avg	PF-D	Ast-Avg	To	Blk	St	Pts-Avg
2002-03	32-22	735	101-256	.395	61-171	.357	19-26	.731	108-3.4	80-2	50-1.6	36	1	25	282-8.8
2003-04	28-27	761	97-245	.396	71-177	.401	38-45	.844	101-3.6	68-1	54-1.9	53	2	16	303-10.8
2004-05	37-31	1004	173-389	.445	122-273	.447	65-80	.813	149-4.0	71-2	90-2.4	62	0	41	533-14.4
2005-06	31-29	1025	167-437	.382	105-275	.382	92-107	.860	174-5.6	71-2	107-3.5	79	2	32	531-17.1
Career	**128-109**	**3525**	**538-1327**	**.405**	**359-896**	**.401**	**214-258**	**.829**	**532-4.2**	**290-7**	**301-2.4**	**230**	**5**	**114**	**1649-12.9**

14. Marques Maybin

Year	G-GS	Min	FGM-FGA	Pct	3Pt-Att	Pct	FTM-FTA	Pct	Reb-Avg	PF-D	Ast-Avg	To	Blk	St	Pts-Avg
1997-98	27-25	611	87-212	.410	45-118	.381	51-66	.773	46-1.7	66-1	32-1.2	49	10	20	270-10.0
1998-99	30-29	801	129-262	.492	25-85	.294	81-124	.653	85-2.8	73-4	49-1.6	65	12	35	364-12.1
1999-00	30-30	892	154-312	.494	21-87	.241	111-147	.755	81-2.7	65-0	58-1.9	63	10	27	440-14.7
2000-01	31-30	947	173-434	.399	65-170	.382	139-179	.777	94-3.0	85-6	59-1.9	81	8	27	550-17.7
Career	**118-114**	**3251**	**543-1220**	**.445**	**156-460**	**.339**	**382-516**	**.740**	**306-2.6**	**289-11**	**198-1.7**	**258**	**40**	**109**	**1624-13.8**



Taquan Dean



Marques Maybin

15. Lancaster Gordon

Year	G-GS	Min	FGM-FGA	Pct	3Pt-Att	Pct	FTM-FTA	Pct	Reb-Avg	Pf-D	Ast-Avg	To	Blk	St	Pts-Avg
1980-81	30-21	630	109-234	.466	—	—	39-56	.696	74-2.5	49-0	53-1.8	62	7	28	257- 8.6
1981-82	33-33	956	148-301	.492	—	—	53-71	.746	77-2.3	58-0	97-2.9	67	6	44	349-10.6
1982-83	36-36	1164	208-400	.520	0-0	—	76-99	.768	120-3.3	67-0	102-2.8	96	14	62	492-13.7
1983-84	35-34	1177	217-418	.519	—	—	82-107	.766	122-3.5	76-1	115-3.3	93	13	58	516-14.7
Career	**134-124**	**3827**	**682-1353**	**.504**	**0-0**	**—**	**250-333**	**.751**	**393-2.9**	**250-1**	**367-2.7**	**318**	**40**	**192**	**1614-12.0**

16. Everick Sullivan

Year	G-GS	Min	FGM-FGA	Pct	3Pt-Att	Pct	FTM-FTA	Pct	Reb-Avg	PF-D	Ast-Avg	To	Blk	St	Pts-Avg
1988-89	32-1	679	108-234	.462	20-60	.333	35-58	.603	88-2.8	53-0	83-2.6	61	16	30	271- 8.5
1989-90	35-34	1071	178-389	.458	43-114	.377	47-69	.681	156-4.5	68-1	102-2.9	103	11	44	446-12.7
1990-91	30-30	963	172-382	.450	54-140	.386	70-103	.680	119-4.0	74-1	104-3.5	87	8	40	468-15.6
1991-92	29-29	906	140-344	.407	42-122	.344	76-97	.784	127-4.4	62-0	104-3.6	76	7	39	398-13.7
Career	**126-94**	**3619**	**598-1349**	**.443**	**159-436**	**.365**	**228-327**	**.697**	**490-3.9**	**257-2**	**393-3.1**	**327**	**42**	**153**	**1583-12.6**



Lancaster Gordon



Everick Sullivan

17. Butch Beard

Year	G	Min	FGM-FGA	Pct	3Pt-Att	Pct	FTM-FTA	Pct	Reb-Avg	PF-D	Ast	To	Blk	St	Pts-Avg
1966-67	28	—	231-456	.507	—	—	113-151	.748	223-8.0	80-0	—	—	—	—	575-20.5
1967-68	28	—	178-372	.478	—	—	92-122	.754	138-4.9	75-1	—	—	—	—	448-16.0
1968-69	27	—	204-424	.481	—	—	149-204	.730	163-6.0	71-1	—	—	—	—	557-20.6
Career	**83**	**—**	**613-1252**	**.490**	**—**	**—**	**354-477**	**.742**	**524-6.3**	**226-2**	**—**	**—**	**—**	**—**	**1580-19.0**

18. Wesley Cox

Year	G	Min	FGM-FGA	Pct	3Pt-Att	Pct	FTM-FTA	Pct	Reb-Avg	PF-D	Ast-Avg	To	Blk	St	Pts-Avg
1973-74	27	789	140-283	.495	—	—	103-132	.780	221-8.2	75-4	64-2.4	111	45	—	383-14.2
1974-75	30	831	133-281	.473	—	—	66-102	.647	208-6.9	84-5	76-2.5	103	33	45	332-11.1
1975-76	28	827	159-317	.502	—	—	83-102	.814	178-6.4	84-4	75-2.7	89	33	53	401-14.3
1976-77	28	845	182-329	.553	—	—	98-160	.613	225-8.0	87-2	60-2.1	98	24	47	462-16.5
Career	**113**	**3292**	**614-1210**	**.507**	**—**	**—**	**350-496**	**.706**	**832-7.4**	**330-15**	**275-2.4**	**401**	**135**	**—**	**1578-14.0**



Butch Beard



Wesley Cox

19. Terrence Williams

Year	G-GS	Min	FGM-FGA	Pct	3Pt-Att	Pct	FTM-FTA	Pct	Reb-Avg	PF-D	Ast-Avg	To	Blk	St	Pts-Avg
2005-06	33-21	828	104-266	.391	40-129	.310	30-49	.612	155-4.7	61-2	70-2.1	57	11	33	278- 8.4
2006-07	34-34	1123	158-431	.367	49-188	.261	58-96	.604	238-7.0	72-1	129-3.8	81	23	43	423-12.4
2007-08	36-36	1293	146-355	.411	49-144	.340	60-105	.571	260-7.2	70-1	161-4.5	105	27	48	401-11.1
2008-09	37-36	1266	169-392	.431	57-148	.385	68-117	.581	317-8.6	62-0	185-5.0	86	29	86	463-12.5
Career	**140-127**	**4510**	**577-1444**	**.400**	**195-609**	**.320**	**216-367**	**.589**	**970-6.9**	**265-4**	**545-3.9**	**329**	**90**	**210**	**1565-11.2**

20. Nate Johnson

Year	G-GS	Min	FGM-FGA	Pct	3Pt-Att	Pct	FTM-FTA	Pct	Reb-Avg	PF-D	Ast-Avg	To	Blk	St	Pts-Avg
1996-97	35-35	943	132-255	.518	7-32	.219	84-109	.771	177-5.1	89-2	47-1.3	56	14	36	355-10.1
1997-98	32-31	894	154-315	.489	10-38	.263	76-109	.697	189-5.9	86-3	45-1.4	86	15	39	394-12.3
1998-99	27-27	720	129-273	.473	14-47	.298	60-79	.759	121-4.5	78-3	55-2.0	54	16	47	332-12.3
1999-00	31-31	955	173-363	.477	23-51	.451	63-91	.692	168-5.4	77-1	96-3.1	82	21	60	432-13.9
Career	**125-124**	**3512**	**588-1206**	**.488**	**54-168**	**.321**	**283-388**	**.729**	**655-5.2**	**330-9**	**243-1.9**	**278**	**66**	**182**	**1513-12.1**



Terrence Williams



Nate Johnson

1,000-Point Scorers



Jim Price



Allen Murphy



John Turner



Dwayne Morton



Rick Wilson



Francisco Garcia



Edgar Sosa



Ricky Gallon



Junior Bridgeman



John Reuther

21. Jim Price

Year	G	Min	FGM-FGA	Pct	3Pt-Att	Pct	FTM-FTA	Pct	Reb-Avg	PF-D	Ast-Avg	To	Blk	St	Pts-Avg
1969-70	27	1022	144-323	.446	—	—	72-99	.727	149-5.5	79-2	126-4.7	117	—	—	360-13.3
1970-71	29	—	185-419	.442	—	—	108-133	.812	146-5.0	99-2	115-4.0	125	—	—	478-16.5
1971-72	31	—	244-493	.495	—	—	164-198	.828	122-3.9	88-0	137-4.4	115	—	—	652-21.0
Career	**87**	**—**	**573-1235**	**.464**	**—**	**—**	**344-430**	**.800**	**417-4.8**	**266-4**	**378-4.3**	**357**	**—**	**—**	**1490-17.1**

22. Allen Murphy

Year	G	Min	FGM-FGA	Pct	3Pt-Att	Pct	FTM-FTA	Pct	Reb-Avg	PF-D	Ast-Avg	To	Blk	St	Pts-Avg
1972-73	30	—	215-411	.523	—	—	51-83	.614	156-5.2	82-2	58-1.9	—	—	—	481-16.0
1973-74	28	888	208-383	.543	—	—	49-69	.710	162-5.8	92-3	42-1.5	85	30	—	465-16.6
1974-75	31	914	208-444	.468	—	—	91-112	.812	136-4.4	92-3	56-1.8	68	16	38	507-16.4
Career	**89**	**—**	**631-1238**	**.510**	**—**	**—**	**191-264**	**.723**	**454-5.1**	**266-8**	**156-1.7**	**—**	**—**	**—**	**1453-16.3**

23. John Turner

Year	G	Min	FGM-FGA	Pct	3Pt-Att	Pct	FTM-FTA	Pct	Reb-Avg	PF-D	Ast	To	Blk	St	Pts-Avg
1958-59	31	—	184-454	.405	—	—	66-102	.647	300-9.7	103-7	—	—	—	—	434-14.0
1959-60	26	—	144-421	.342	—	—	60-89	.674	287-11.0	78-4	—	—	—	—	348-13.4
1960-61	29	—	277-555	.499	—	—	115-142	.810	332-11.4	80-1	—	—	—	—	669-23.1
Career	**86**	**—**	**605-1430**	**.423**	**—**	**—**	**241-333**	**.724**	**919-10.7**	**261-12**	**—**	**—**	**—**	**—**	**1451-16.9**

t-24. Dwayne Morton

Year	G-GS	Min	FGM-FGA	Pct	3Pt-Att	Pct	FTM-FTA	Pct	Reb-Avg	PF-D	Ast-Avg	To	Blk	St	Pts-Avg
1991-92	30-30	802	155-268	.578	13-27	.481	84-125	.672	110-3.7	80-2	36-1.2	56	28	33	407-13.6
1992-93	31-30	969	178-335	.531	51-96	.531	93-126	.738	145-4.7	78-2	69-2.2	76	30	43	500-16.1
1993-94	34-34	1041	183-381	.480	47-118	.398	108-150	.720	143-4.2	80-2	72-2.1	67	17	37	521-15.3
Career	**95-94**	**2812**	**516-984**	**.524**	**111-241**	**.461**	**285-401**	**.711**	**398-4.2**	**238-6**	**177-1.9**	**199**	**75**	**113**	**1428-15.0**

t-24. Rick Wilson

Year	G	Min	FGM-FGA	Pct	3Pt-Att	Pct	FTM-FTA	Pct	Reb-Avg	PF-D	Ast-Avg	To	Blk	St	Pts-Avg
1974-75	27	306	38-73	.521	—	—	17-24	.708	49-1.8	27-0	40-1.5	44	4	22	93- 3.4
1975-76	28	941	186-335	.555	—	—	42-55	.764	176-6.3	63-1	127-4.5	124	1	61	414-14.8
1976-77	28	878	171-334	.512	—	—	45-66	.682	152-5.4	78-2	118-4.2	87	7	47	387-13.8
1977-78	30	996	218-415	.525	—	—	98-115	.852	157-5.2	79-2	134-4.5	101	12	53	534-17.8
Career	**113**	**3121**	**613-1157**	**.530**	**—**	**—**	**202-260**	**.777**	**534-4.7**	**247-5**	**419-3.7**	**356**	**24**	**183**	**1428-12.6**

26. Francisco Garcia

Year	G-GS	Min	FGM-FGA	Pct	3Pt-Att	Pct	FTM-FTA	Pct	Reb-Avg	PF-D	Ast-Avg	To	Blk	St	Pts-Avg
2002-03	32-15	696	126-258	.488	57-134	.425	49-55	.891	94-2.9	74-3	67-2.1	50	40	28	358-11.2
2003-04	28-27	850	149-345	.432	52-160	.325	110-138	.797	127-4.5	77-4	131-4.7	79	38	52	460-16.4
2004-05	38-38	1211	187-428	.437	71-194	.366	150-171	.877	158-4.2	110-6	148-3.9	104	56	65	595-15.7
Career	**98-80**	**2757**	**462-1031**	**.448**	**180-488**	**.369**	**309-364**	**.849**	**379-3.9**	**261-13**	**346-3.5**	**233**	**134**	**145**	**1413-14.4**

27. Edgar Sosa

Year	G-GS	Min	FGM-FGA	Pct	3Pt-Att	Pct	FTM-FTA	Pct	Reb-Avg	PF-D	Ast-Avg	To	Blk	St	Pts-Avg
2006-07	34-32	857	128-309	.414	48-139	.345	84-119	.706	70-2.1	94-2	89-2.6	66	5	44	388-11.4
2007-08	36-9	771	90-229	.393	47-126	.373	45-69	.652	57-1.6	67-2	66-1.8	54	1	17	272-7.6
2008-09	37-18	734	92-231	.398	38-122	.311	48-64	.750	51-1.4	63-0	88-2.4	66	3	28	270-7.3
2009-10	33-33	908	148-329	.450	67-175	.383	70-107	.654	69-2.1	87-1	150-4.5	88	3	29	433-13.1
Career	**140-92**	**3270**	**458-1098**	**.417**	**200-562**	**.356**	**247-359**	**.688**	**247-1.8**	**311-5**	**393-2.8**	**274**	**12**	**118**	**1363-9.7**

28. Ricky Gallon

Year	G	Min	FGM-FGA	Pct	3Pt-Att	Pct	FTM-FTA	Pct	Reb-Avg	PF-D	Ast-Avg	To	Blk	St	Pts-Avg
1974-75	31	507	101-190	.532	—	—	47-72	.653	150-4.8	54-1	9-0.3	50	43	11	249- 8.0
1975-76	28	899	184-310	.594	—	—	61-84	.726	197-7.0	71-3	30-1.1	79	49	26	429-15.3
1976-77	28	756	119-213	.559	—	—	47-62	.758	184-6.6	64-1	17-0.6	44	33	15	285-10.2
1977-78	30	952	160-309	.518	—	—	72-93	.774	246-8.2	85-1	17-0.6	59	46	15	392-13.1
Career	**117**	**3114**	**564-1022**	**.552**	**—**	**—**	**227-311**	**.730**	**777-6.6**	**274-6**	**73-0.6**	**232**	**171**	**67**	**1355-11.6**

29. Junior Bridgeman

Year	G	Min	FGM-FGA	Pct	3Pt-Att	Pct	FTM-FTA	Pct	Reb-Avg	PF-D	Ast-Avg	To	Blk	St	Pts-Avg
1972-73	28	—	164-338	.485	—	—	58-84	.690	190-6.8	74-2	69-2.5	—	—	—	386-13.8
1973-74	28	878	179-332	.539	—	—	103-134	.769	237-8.5	83-1	71-2.5	94	12	—	461-16.5
1974-75	31	1034	187-356	.525	—	—	127-156	.814	230-7.4	81-1	93-3.0	90	20	48	501-16.2
Career	**87**	**—**	**530-1026**	**.517**	**—**	**—**	**288-374**	**.770**	**657-7.6**	**238-4**	**233-2.7**	**—**	**—**	**—**	**1348-15.5**

30. John Reuther

Year	G	Min	FGM-FGA	Pct	3Pt-Att	Pct	FTM-FTA	Pct	Reb-Avg	PF-D	Ast	To	Blk	St	Pts-Avg
1962-63	25	—	154-350	.440	—	—	96-151	.636	257-10.3	73-3	—	—	—	—	404-16.2
1963-64	24	—	181-432	.419	—	—	109-166	.657	245-10.2	74-2	—	—	—	—	471-19.6
1964-65	25	—	173-410	.422	—	—	125-206	.607	278-11.1	79-3	—	—	—	—	471-18.8
Career	**74**	**—**	**508-1192**	**.426**	**—**	**—**	**330-523**	**.631**	**780-10.5**	**226-8**	**—**	**—**	**—**	**—**	**1346-18.2**

1,000-Point Scorers

31. Chuck Noble

Year	G	Min	FGM-FGA	Pct	3Pt-Att	Pct	FTM-FTA	Pct	Reb-Avg	PF	Ast	To	Blk	St	Pts-Avg
1950-51	4	—	6-19	.316	—	—	4-4	1.000	4-1.0	11-1	—	—	—	—	16- 4.0
1951-52	26	—	141-367	.384	—	—	42-56	.750	--	93-7	—	—	—	—	324-12.5
1952-53	28	—	192-538	.357	—	—	91-134	.679	142-5.1	106-8	—	—	—	—	475-17.0
1953-54	28	928	195-518	.376	—	—	93-128	.727	177-6.3	94-8	—	—	—	—	483-17.3
Career	**86**	**—**	**534-1442**	**.369**	**—**	**—**	**230-322**	**.714**	**—**	**304-24**	**—**	**—**	**—**	**—**	**1298-15.1**

t-32. Jordan Nwora

Year	G-GS	Min	FGM-FGA	Pct	3Pt-Att	Pct	FTM-FTA	Pct	Reb-Avg	PF-D	Ast-Avg	To	Blk	St	Pts-Avg
2017-18	28-0	336	52-112	.464	25-57	.439	30-39	.769	62-2.2	35-0	11-0.4	23	3	17	159-5.7
2018-19	34-29	1085	198-444	.446	77-206	.374	104-376	.765	260-7.6	70-0	44-1.3	80	12	32	577-17.0
2019-20	31-30	1025	189-430	.430	76-189	.402	104-128	.813	239-7.7	69-0	40-1.3	65	8	23	558-18.0
Career	**93-59**	**2446**	**439-986**	**.445**	**178-452**	**.394**	**238-303**	**.785**	**561-6.0**	**174-0**	**95-1.0**	**168**	**23**	**72**	**1294-13.9**



Chuck Noble



Jordan Nwora

t-32. Montrezl Harrell

Year	G-GS	Min	FGM-FGA	Pct	3Pt-Att	Pct	FTM-FTA	Pct	Reb-Avg	PF-D	Ast-Avg	To	Blk	St	Pts-Avg
2012-13	40-3	649	97-168	.577	0-0	.000	32-63	.508	145-3.6	51-0	8-0.3	22	27	20	226- 5.7
2013-14	37-37	1084	223-366	.609	2-3	.667	71-153	.464	311-8.4	89-3	45-1.3	53	49	38	519-14.0
2014-15	35-35	1229	213-376	.566	9-37	.243	114-191	.597	321-9.2	74-0	49-1.4	69	42	33	549-15.7
Career	**112-75**	**2962**	**533-910**	**.586**	**11-40**	**.275**	**217-407**	**.533**	**777-6.9**	**214-3**	**102-0.9**	**144**	**118**	**91**	**1294-11.6**

t-32. Jeff Hall

Year	G-GS	Min	FGM-FGA	Pct	3Pt-Att	Pct	FTM-FTA	Pct	Reb-Avg	PF-D	Ast-Avg	To	Blk	St	Pts-Avg
1982-83	36-0	543	81-158	.513	0-1	.000	17-29	.586	39-1.1	40-0	41-1.1	30	4	12	179- 5.0
1983-84	35-1	708	132-245	.539	—	—	28-36	.778	45-1.3	58-0	64-1.8	43	3	32	292- 8.3
1984-85	35-35	1153	181-368	.492	—	—	60-71	.845	64-1.8	98-3	91-2.6	72	4	20	422-12.1
1985-86	39-39	1190	168-317	.530	—	—	65-73	.890	68-1.7	81-3	113-2.9	53	4	23	401-10.3
Career	**145-75**	**3594**	**562-1088**	**.517**	**0-1**	**.000**	**170-209**	**.813**	**216-1.5**	**277-6**	**309-2.1**	**198**	**15**	**87**	**1294- 8.9**



Montrezl Harrell



Jeff Hall

35. Larry Williams

Year	G	Min	FGM-FGA	Pct	3Pt-Att	Pct	FTM-FTA	Pct	Reb-Avg	PF-D	Ast-Avg	To	Blk	St	Pts-Avg
1975-76	28	841	137-258	.531	—	—	43-69	.623	164-5.9	83-5	40-1.4	66	20	12	317-11.3
1976-77	24	720	134-270	.496	—	—	44-74	.595	214-8.9	63-2	24-1.0	50	22	14	312-13.0
1977-78	29	894	133-274	.485	—	—	45-74	.608	226-7.8	81-3	47-1.6	52	12	20	311-10.7
1978-79	32	963	148-315	.470	—	—	57-87	.655	251-7.8	83-3	31-1.0	55	10	22	353-11.0
Career	**113**	**3418**	**552-1117**	**.494**	**—**	**—**	**189-304**	**.622**	**855-7.6**	**310-13**	**142-1.3**	**223**	**64**	**68**	**1293-11.4**

36. Kenny Reeves

Year	G	Min	FGM-FGA	Pct	3Pt-Att	Pct	FTM-FTA	Pct	Reb	PF	Ast	To	Blk	St	Pts-Avg
1946-47	22	—	54-	—	—	—	28-	—	—	—	—	—	—	—	134- 6.2
1947-48	34	—	119-	—	—	—	84-	—	—	66	—	—	—	—	322- 9.5
1948-49	33	—	140-461	.304	—	—	96-144	.667	—	88	—	—	—	—	376-11.4
1949-50	32	—	163-564	.239	—	—	107-153	.699	—	85	—	—	—	—	433-13.5
Career	**121**	**—**	**476-**	**—**	**—**	**—**	**315-**	**—**	**—**	**—**	**—**	**—**	**—**	**—**	**1267-10.5**

37. Jerry Eaves

Year	G-GS	Min	FGM-FGA	Pct	3Pt-Att	Pct	FTM-FTA	Pct	Reb-Avg	PF-D	Ast-Avg	To	Blk	St	Pts-Avg
1978-79	32	472	47-96	.490	—	—	61-87	.701	33-1.0	44-0	49-1.5	54	0	24	155- 4.8
1979-80	34-34	878	92-179	.514	—	—	78-117	.667	61-1.8	53-0	82-2.4	55	3	30	262- 7.7
1980-81	30-30	915	155-310	.500	—	—	107-145	.738	69-2.3	51-2	98-3.3	75	3	25	417-13.9
1981-82	33-33	1018	164-322	.509	—	—	88-119	.739	74-2.2	65-0	110-3.3	91	0	47	416-12.6
Career	**129**	**3283**	**458-907**	**.505**	**—**	**—**	**334-468**	**.714**	**237-1.8**	**213-2**	**339-2.6**	**275**	**6**	**126**	**1250- 9.7**

38. Rodney McCray

Year	G-GS	Min	FGM-FGA	Pct	3Pt-Att	Pct	FTM-FTA	Pct	Reb-Avg	PF-D	Ast-Avg	To	Blk	St	Pts-Avg
1979-80	36-33	1178	107-197	.543	—	—	66-102	.647	269-7.5	100-3	72-2.0	94	63	31	280- 7.8
1980-81	30-30	917	114-194	.588	—	—	60-90	.667	222-7.4	75-4	77-2.6	50	42	41	288- 9.6
1981-82	33-33	961	112-196	.571	—	—	59-84	.702	234-7.1	71-1	86-2.6	67	43	38	283- 8.6
1982-83	36-36	1197	152-259	.587	0-0	—	92-124	.742	304-8.4	81-1	121-3.4	72	30	41	396-11.0
Career	**135-132**	**4235**	**485-846**	**.573**	**0-0**	**—**	**277-400**	**.693**	**1029-7.6**	**327-9**	**356-2.6**	**283**	**178**	**151**	**1247- 9.2**



Jerry Eaves



Rodney McCray

39. Bob Lochmueller

Year	G	Min	FGM-FGA	Pct	3Pt-Att	Pct	FTM-FTA	Pct	Reb	PF-D	Ast	To	Blk	St	Pts-Avg
1949-50	32	—	124- 338	.367	—	—	86- 145	.593	—	96-	—	—	—	—	334-10.4
1950-51	26	—	192-480	.400	—	—	106-172	.616	—	78-2	—	—	—	—	490-18.8
1951-52	25	—	154- —	—	—	—	107-155	.690	—	68-3	—	—	—	—	415-16.6
Career	**83**	**—**	**470- —**	**—**	**—**	**—**	**299-472**	**.633**	**—**	**242-**	**—**	**—**	**—**	**—**	**1239-14.9**

40. Peyton Siva

Year	G-GS	Min	FGM-FGA	Pct	3Pt-Att	Pct	FTM-FTA	Pct	Reb-Avg	PF-D	Ast-Avg	To	Blk	St	Pts-Avg
2009-10	31-0	349	38-88	.432	19-47	.404	25-41	.610	26-0.8	66-1	56	46	2	31	120-3.9
2010-11	35-35	975	114-256	.445	25-92	.272	94-138	.681	109-3.1	96-4	182	101	6	69	347-9.9
2011-12*	38-38	1203	121-301	.402	17-69	.246	88-119	.739	121-3.2	114-5	211	131	5	64	347-9.1
2012-13*	40-40	1247	139-344	.404	38-132	.288	85-98	.867	94-2.4	103-3	228	106	6	90	401-10.0
Career	**144-113**	**3774**	**412-989**	**.417**	**99-340**	**.291**	**292-396**	**.737**	**350-2.4**	**379-13**	**677**	**384**	**19**	**254**	**1215-8.4**

** statistics from 2012-13 and the final 26 games of 2011-12 vacated by NCAA Committtee on Infractions.*



Bob Lochmueller



Peyton Siva

1,000-Point Scorers


Quentin Snider


Jerry Smith

41. Quentin Snider

Year	G-GS	Min	FGM-FGA	Pct	3Pt-Att	Pct	FTM-FTA	Pct	Reb-Avg	PF-D	Ast-Avg	To	Blk	St	Pts-Avg
2014-15	36-10	589	53-152	.349	19-67	.284	21-38	.553	58-1.6	43-0	47-1.3	29	1	11	146-4.1
2015-16	31-24	861	103-256	.402	40-99	.404	45-60	.750	70-2.3	60-1	109-3.5	40	0	25	291-9.4
2016-17	28-28	877	116-301	.385	56-150	.373	59-82	.720	75-2.7	43-0	115-4.1	42	0	17	347-12.4
2017-18	36-36	1155	135-340	.397	69-166	.416	84-97	.866	97-2.7	38-0	144-4.0	55	0	18	423-11.8
Career	**131-98**	**3482**	**407-1049**	**.388**	**184-482**	**.382**	**209-277**	**.755**	**300-2.3**	**184-1**	**415-3.2**	**166**	**1**	**71**	**1207-9.2**


Greg Minor


Bud Olsen

42. Jerry Smith

Year	G-GS	Min	FGM-FGA	Pct	3Pt-Att	Pct	FTM-FTA	Pct	Reb-Avg	PF-D	Ast-Avg	To	Blk	St	Pts-Avg
2006-07	34-10	697	91-188	.484	55-115	.478	34-43	.791	121-3.6	80-1	57-1.7	48	3	32	271-8.0
2007-08	36-36	1036	127-279	.455	68-177	.384	64-83	.771	128-3.6	78-1	70-1.9	54	8	62	386-10.7
2008-09	37-35	785	96-195	.492	54-131	.412	43-65	.662	79-2.1	73-3	48-1.3	36	3	41	289-7.8
2009-10	31-30	748	84-214	.393	33-117	.282	56-79	.709	99-3.2	56-0	58-1.9	50	9	42	257-8.3
Career	**138-112**	**3266**	**398-876**	**.454**	**210-540**	**.389**	**197-270**	**.730**	**427-3.1**	**287-5**	**233-1.7**	**188**	**23**	**177**	**1203-8.7**

43. Greg Minor

Year	G-GS	Min	FGM-FGA	Pct	3Pt-Att	Pct	FTM-FTA	Pct	Reb-Avg	PF-D	Ast-Avg	To	Blk	St	Pts-Avg
1991-92	30-30	831	113-239	.473	10-43	.233	55-75	.733	154-5.1	44-0	55-1.8	41	5	39	291- 9.7
1992-93	31-30	1036	156-296	.527	42-97	.433	84-112	.750	170-5.5	41-0	87-2.8	51	12	32	438-14.1
1993-94	34-34	1176	179-349	.513	42-119	.353	70-96	.729	209-6.1	66-1	86-2.5	54	16	57	470-13.8
Career	**95-94**	**3043**	**448-884**	**.507**	**94-259**	**.363**	**209-283**	**.739**	**533-5.6**	**151-1**	**228-2.4**	**146**	**33**	**128**	**1199-12.6**

44. Bud Olsen

Year	G	Min	FGM-FGA	Pct	3Pt-Att	Pct	FTM-FTA	Pct	Reb-Avg	PF-D	Ast	To	Blk	St	Pts-Avg
1959-60	26	—	110-246	.447	—	—	68-102	.667	187-7.0	67-3	—	—	—	—	288-11.1
1960-61	29	—	146-324	.451	—	—	91-128	.711	245-8.5	94-4	—	—	—	—	383-13.2
1961-62	25	—	202-390	.518	—	—	117-227	.515	329-13.2	82-5	—	—	—	—	521-20.8
Career	**80**	**—**	**458-960**	**.477**	**—**	**—**	**276-457**	**.604**	**761-9.5**	**243-12**	**—**	**—**	**—**	**—**	**1192-14.9**


Bobby Brown


Jerry King

t-45. Bobby Brown

Year	G	Min	FGM-FGA	Pct	3Pt-Att	Pct	FTM-FTA	Pct	Reb	PF-D	Ast	To	Blk	St	Pts-Avg
1948-49	22	—	15-67	.224	—	—	7-15	.467	—	19-	—	—	—	—	37- 1.7
1949-50	32	—	138-393	.351	—	--	54-93	.581	—	103	—	—	—	—	330-10.3
1950-51	26	—	157-465	.338	—	—	80-122	.656	—	100-10	—	—	—	—	394-15.2
1951-52	26	—	170-486	.352	—	—	88-134	.657	—	91-8	—	—	—	—	428-16.5
Career	**106**	**—**	**480-1411**	**.340**	**—**	**—**	**229-369**	**.629**	**—**	**313-**	**—**	**—**	**—**	**—**	**1189-11.2**

t-45. Jerry King

Year	G	Min	FGM-FGA	Pct	3PT-Att	Pct	FTM-FTA	Pct	Reb-Avg	PF	Ast	To	Blk	St	Pts-Avg
1966-67	28	—	130-267	.487	—	—	45-60	.750	139-5.0	95	—	—	—	—	305-10.9
1967-68	28	—	178-364	.489	—	—	41-62	.661	160-5.7	83	—	—	—	—	397-14.2
1968-69	27	—	180-386	.466	—	—	127-154	.825	170-6.3	85	—	—	—	—	487-18.0
Career	**83**	**—**	**488-1017**	**.480**	**—**	**—**	**213-276**	**.772**	**469-5.7**	**263**	**—**	**—**	**—**	**—**	**1189-14.3**


Felton Spencer


Glenn Combs

47. Felton Spencer

Year	G-GS	Min	FGM-FGA	Pct	3Pt-Att	Pct	FTM-FTA	Pct	Reb-Avg	PF-D	Ast-Avg	To	Blk	St	Pts-Avg
1986-87	31-1	356	43-78	.551	0-0	—	32-65	.492	83-2.7	60-0	12-0.4	35	18	3	118- 3.8
1987-88	35-1	532	93-157	.592	0-0	—	73-114	.640	146-4.2	101-6	18-0.5	38	17	8	259- 7.4
1988-89	33-4	581	85-140	.607	0-0	—	99-135	.733	169-5.1	100-7	20-0.6	48	29	14	269- 8.2
1989-90	35-35	995	188-276	.681	0-0	—	146-204	.716	296-8.5	126-4	45-1.3	81	69	24	522-14.9
Career	**134-41**	**2464**	**409-651**	**.628**	**0-0**	**—**	**350-518**	**.676**	**694-5.2**	**387-17**	**95-0.7**	**202**	**133**	**49**	**1168- 8.7**

48. Glenn Combs

Year	G	Min	FGM-FGM	Pct	3Pt-Att	Pct	FTM-FTA	Pct	Reb	PF-D	Ast	To	Blk	St	Pts-Avg
1946-47	12	—	25-	—	—	—	5-	—	—	22-1	—	—	—	—	55- 4.6
1947-48	35	—	118-	—	—	—	44-	—	—	104-	—	—	—	—	280- 8.0
1948-49	33	—	181-355	.326	—	—	32-68	.471	—	104-	—	—	—	—	394-11.9
1949-50	31	—	183-605	.302	—	—	51-79	.646	—	90-	—	—	—	—	417-13.5
Career	**108**	**—**	**507-**	**—**	**—**	**—**	**132-**	**—**	**—**	**320-**	**—**	**—**	**—**	**—**	**1146-10.6**


Larry O'Bannon


Jack Coleman

49. Larry O'Bannon

Year	G-GS	Min	FGM-FGA	Pct	3Pt-Att	Pct	FTM-FTA	Pct	Reb-Avg	PF-D	Ast-Avg	To	Blk	St	Pts-Avg
2001-02	32-6	578	52-152	.342	25-78	.321	42-54	.778	60-1.9	62-1	48-1.5	38	4	15	171-5.3
2002-03	30-5	267	27-72	.375	9-38	.237	18-27	.667	33-1.1	40-1	19-0.6	12	5	12	81-2.7
2003-04	30-21	788	93-243	.383	44-141	.312	80-93	.860	82-2.7	57-0	52-1.7	50	5	29	310-10.3
2004-05	38-38	1114	179-365	.490	85-200	.425	133-157	.847	132-3.5	82-1	75-2.0	64	9	34	576-15.2
Career	**130-70**	**2747**	**351-832**	**.422**	**163-457**	**.357**	**273-331**	**.825**	**307-2.4**	**241-3**	**194-1.5**	**164**	**23**	**90**	**1138-8.8**

50. Jack Coleman

Year	G	Min	FGM-FGA	Pct	3Pt-Att	Pct	FTM	Pct	Reb	PF	Ast	To	Blk	St	Pts-Avg
1946-47	23	—	97-	—	—	—	58	—	—	—	—	—	—	—	223-14.0
1947-48	35	—	170-	—	—	—	82	—	—	105	—	—	—	—	422-12.1
1948-49	33	—	188-404	.465	—	—	85-118	.720	—	100	—	—	—	—	461-14.0
Career	**91**	**—**	**455-**	**—**	**—**	**—**	**225-**	**—**	**—**	**—**	**—**	**—**	**—**	**—**	**1136-12.5**

1,000-Point Scorers

51. Cornelius Holden

Year	G-GS	Min	FGM-FGA	Pct	3Pt-Att	Pct	FTM-FTA	Pct	Reb-Avg	PF-D	Ast-Avg	To	Blk	St	Pts-Avg
1988-89	33-0	381	40-76	.526	0-0	—	33-62	.532	79-2.4	47-0	11-0.3	20	21	8	113- 3.4
1989-90	35-23	821	123-200	.615	0-0	—	124-168	.738	201-5.7	80-0	16-0.5	61	57	14	370-10.6
1990-91	30-30	907	137-229	.598	1-4	.250	100-147	.680	245-8.2	82-0	34-1.1	65	62	22	375-12.5
1991-92	30-30	810	96-188	.511	3-4	.750	83-132	.629	202-6.7	100-4	46-1.5	51	33	28	278- 9.3
Career	**128-83**	**2919**	**396-693**	**.571**	**4-8**	**.500**	**340-509**	**.668**	**727-5.7**	**309-4**	**107-0.8**	**197**	**173**	**72**	**1136- 8.9**

52. Tony Williams

Year	G-GS	Min	FGM-FGA	Pct	3pt-Att	Pct	FTM-FTA	Pct	Reb-Avg	Pf-D	Ast-Avg	To	Blk	St	Pts-Avg
1996-97	27-0	221	21-56	.375	4-25	.160	10-17	.588	46-1.7	22-1	13-0.5	18	0	3	56- 2.1
1997-98	32-3	771	106-241	.440	51-138	.370	29-45	.644	159-5.0	82-2	54-1.7	72	25	27	292- 9.1
1998-99	30-28	829	137-276	.496	36-105	.343	52-87	.598	145-4.8	77-3	90-3.0	93	21	44	362-12.1
1999-00	31-31	900	151-352	.429	56-161	.348	65-91	.714	191-6.2	55-0	89-2.9	69	23	44	423-13.6
Career	**120-62**	**2721**	**415-925**	**.449**	**147-429**	**.343**	**156-240**	**.650**	**541-4.5**	**236-6**	**246-2.1**	**252**	**69**	**118**	**1133- 9.4**



Cornelius Holden



Tony Williams

53. Juan Palacios

Year	G-GS	Min	FGM-FGA	Pct	3Pt-Att	Pct	FTM-FTA	Pct	Reb-Avg	PF-D	Ast-Avg	To	Blk	St	Pts-Avg
2004-05	38-30	1025	137-281	.488	25-65	.385	70-107	.654	247-6.5	86- 2	37-1.0	63	17	40	369- 9.7
2005-06	34-34	958	120-289	.415	34-102	.333	72-104	.692	214-6.3	98-3	64-1.9	69	14	21	346-10.2
2006-07	28-21	667	87-183	.475	16-48	.333	58-85	.682	154-5.5	64-1	32-1.1	42	16	29	248- 8.9
2007-08	27-14	478	58-131	.443	16-51	.314	31-44	.705	103-3.8	41-1	32-1.2	26	5	21	163- 6.0
Career	**127-99**	**3128**	**402-884**	**.455**	**91-266**	**.342**	**231-340**	**.679**	**718-5.7**	**289-7**	**165-1.3**	**200**	**52**	**111**	**1126- 8.9**

54. Charles Jones

Year	G-GS	Min	FGM-FGA	Pct	3Pt-Att	Pct	FTM-FTA	Pct	Reb-Avg	PF-D	Ast-Avg	To	Blk	St	Pts-Avg
1980-81	27-21	538	54-105	.514	—	—	38-68	.559	106-3.9	64-1	13-0.5	34	29	27	146- 5.4
1981-82	31-7	553	60-102	.588	—	—	65-92	.707	122-3.9	66-0	23-0.7	46	33	28	185- 6.0
1982-83	36-36	1088	134-243	.551	0-0	—	123-184	.668	247-6.9	96-1	36-1.0	67	82	40	391-10.9
1983-84	35-35	1210	159-280	.568	—	—	84-169	.497	338-9.7	91-1	59-1.7	80	64	65	402-11.5
Career	**129-99**	**3389**	**407-730**	**.558**	**0-0**	**—**	**310-513**	**.604**	**813-6.3**	**317-3**	**131-1.0**	**227**	**208**	**160**	**1124- 8.7**



Juan Palacios



Charles Jones

55. Jim Morgan

Year	G	Min	FGM-FGA	Pct	3Pt-Att	Pct	FTM-FTA	Pct	Reb-Avg	PF	Ast	To	Blk	St	Pts-Avg
1953-54	7	46	8-15	.533	—	—	6-9	.667	5-0.7	5-0	—	—	—	—	22- 3.1
1954-55	27	584	87-215	.405	—	—	40-75	.533	74-2.7	44-1	—	—	—	—	214- 7.9
1955-56	29	—	163-409	.399	—	—	90-136	.662	123-4.2	67-4	—	—	—	—	416-14.3
1956-57	26	917	172-405	.425	—	—	109-143	.762	112-4.3	74-2	—	—	—	—	453-17.4
Career	**89**	**—**	**430-1044**	**.412**	**—**	**—**	**245-363**	**.675**	**314-3.5**	**190-7**	**—**	**—**	**—**	**—**	**1105-12.4**

t-56. Clifford Rozier

Year	G-GS	Min	FGM-FGA	Pct	3Pt-Att	Pct	FTM-FTA	Pct	Reb-Avg	PF-D	Ast-Avg	To	Blk	St	Pts-Avg
1992-93	31-30	956	192-342	.561	0-2	.000	104-183	.568	338-10.9	82-0	62-2.0	87	41	36	488-15.7
1993-94	34-34	1104	247-400	.618	0-1	.000	122-224	.545	377-11.1	94-3	53-1.6	115	76	30	616-18.1
Career	**65-64**	**2060**	**439-742**	**.592**	**0-3**	**.000**	**226-407**	**.555**	**715-11.0**	**176-3**	**115-1.8**	**202**	**117**	**66**	**1104-17.0**

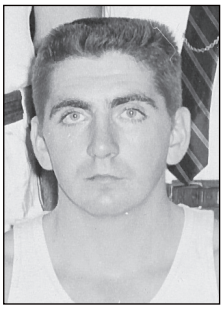

Jim Morgan



Clifford Rozier

t-56. Earl Clark

Year	G-GS	Min	FGM-FGA	Pct	3Pt-Att	Pct	FTM-FTA	Pct	Reb-Avg	PF-D	Ast-Avg	To	Blk	St	Pts-Avg
2006-07	32-5	513	71-148	.480	10-27	.370	37-62	.597	121-3.8	39-0	12-0.4	24	14	21	189-5.9
2007-08	35-22	997	146-307	.476	15-66	.227	83-127	.654	285-8.1	62-1	48-1.4	80	59	34	390-11.1
2008-09	37-36	1269	202-442	.457	31-95	.326	90-139	.647	322-8.7	71-1	119-3.2	119	51	38	525-14.2
Career	**104-63**	**2779**	**419-897**	**.467**	**56-188**	**.298**	**210-328**	**.640**	**728-7.0**	**172-2**	**179-1.7**	**223**	**124**	**93**	**1104-10.6**

58. Tony Kimbro

Year	G-GS	Min	FGM-FGA	Pct	3Pt-Att	Pct	FTM-FTA	Pct	Reb-Avg	PF-D	Ast-Avg	To	Blk	St	Pts-Avg
1985-86	39-0	696	91-159	.572	—	—	26-44	.591	96-2.5	78-1	51-1.3	52	25	25	208- 5.3
1986-87	32-32	912	146-298	.490	14-37	.378	49-75	.653	125-3.9	94-2	36-1.1	78	33	24	355-11.1
1988-89	33-32	886	119-273	.436	25-62	.403	50-80	.625	180-5.5	83-3	43-1.3	42	22	25	313- 9.5
1989-90	35-12	704	82-199	.412	16-43	.372	38-59	.644	175-5.0	88-2	30-0.9	46	36	35	218- 6.2
Career	**139-76**	**3198**	**438-929**	**.471**	**55-142**	**.387**	**163-258**	**.632**	**576-4.1**	**343-8**	**160-1.2**	**218**	**116**	**109**	**1094- 7.9**



Earl Clark



Tony Kimbro

59. Kenny Payne

Year	G-GS	Min	FGM-FGA	Pct	3Pt-Att	Pct	FTM-FTA	Pct	Reb-Avg	PF-D	Ast-Avg	To	Blk	St	Pts-Avg
1985-86	34-0	303	52-119	.437	—	—	17-22	.773	58-1.7	20-0	11-0.3	31	1	7	121- 3.6
1986-87	26-5	320	43-123	.350	6-24	.250	16-23	.696	66-2.5	30-0	17-0.7	25	6	7	108- 4.2
1987-88	35-34	1035	156-325	.480	34-83	.410	29-38	.763	164-4.7	94-3	46-1.3	58	11	22	375-10.7
1988-89	33-33	987	196-386	.508	45-105	.429	42-50	.840	188-5.7	86-3	69-2.1	66	14	17	479-14.5
Career	**128-72**	**2645**	**447-953**	**.469**	**85-212**	**.401**	**104-133**	**.782**	**476-3.7**	**230-6**	**143-1.1**	**180**	**32**	**53**	**1083- 8.5**

60. Luke Whitehead

Year	G-GS	Min	FGM-FGA	Pct	3Pt-Att	Pct	FTM-FTA	Pct	Reb-Avg	PF-D	Ast-Avg	To	Blk	St	Pts-Avg
2000-01	29-13	468	73-173	.422	1-5	.200	14-27	.519	89-3.1	61-4	31-1.1	30	5	21	161- 5.6
2001-02	29-22	772	127-255	.498	1-6	.167	52-81	.642	186-6.4	89-6	50-1.7	52	9	36	307-10.6
2002-03	32-11	679	105-216	.486	6-18	.333	72-93	.774	174-5.4	84-2	47-1.5	31	10	26	288- 9.0
2003-04	29-24	831	119-263	.452	6-19	.316	78-109	.716	223-7.7	68-0	41-1.4	46	16	32	322-11.1
Career	**119-70**	**2750**	**424-907**	**.467**	**14-48**	**.292**	**216-310**	**.697**	**672-5.6**	**302-12**	**169-1.4**	**159**	**40**	**115**	**1078- 9.1**



Kenny Payne



Luke Whitehead

1,000-Point Scorers


Phil Rollins


Alvin Sims


Al Vilcheck


Wayne Blackshear


Ellis Myles


Keith Williams


Alex Sanders


Preston Knowles


Don Goldstein

Most Career 1,000-Point Scorers

1. North Carolina....81
2. **Louisville**.....69
3. Duke.....67
   Villanova.....67
   Notre Dame.....67
6. Kansas.....66
7. Syracuse.....65
8. Kentucky.....61
9. Ohio State.....60
   UCLA.....60

61. Phil Rollins

Year	G	Min	FGM-FGA	Pct	3Pt-Att	Pct	FTM-FTA	Pct	Reb-Avg	PF-D	Ast	To	Blk	St	Pts-Avg
1952-53	28	—	97-247	.393	—	—	76-115	.661	50-1.8	54-3	—	—	—	—	270- 9.6
1953-54	12	299	55-135	.407	—	—	48-62	.774	42-3.5	24-0	—	—	—	—	158-13.2
1954-55	24	682	118-284	.415	—	—	83-113	.735	55-2.3	43-2	—	—	—	—	319-13.3
1955-56	21	—	110-287	.383	—	—	93-117	.795	64-3.0	42-1	—	—	—	—	313-14.9
Career	**85**	**—**	**380-953**	**.399**	**—**	**—**	**300-407**	**.737**	**211-2.5**	**163-6**	**—**	**—**	**—**	**—**	**1060-12.5**

62. Alvin Sims

Year	G-GS	Min	FGM-FGA	Pct	3Pt-Att	Pct	FTM-FTA	Pct	Reb-Avg	PF-D	Ast-Avg	To	Blk	St	Pts-Avg
1993-94	25-0	152	17-48	.354	4-12	.333	11-21	.524	25-1.0	35-0	9-0.4	15	3	6	49- 2.0
1994-95	33-5	634	77-158	.487	13-47	.277	43-59	.729	101-3.1	76-0	56-1.7	58	14	42	210- 6.4
1995-96	34-34	1022	157-302	.520	18-56	.321	72-122	.590	169-5.0	101-2	87-2.6	86	13	84	404-11.9
1996-97	35-35	1030	138-302	.457	26-81	.321	92-148	.622	204-5.8	112-3	93-2.7	103	19	85	394-11.3
Career	**127-74**	**2838**	**389-810**	**.480**	**61-196**	**.311**	**218-350**	**.623**	**499-3.9**	**324-5**	**245-1.9**	**262**	**49**	**217**	**1057- 8.3**

63. Al Vilcheck

Year	G	Min	FGM-FGA	Pct	3Pt-Att	Pct	FTM-FTA	Pct	Reb-Avg	PF-D	Ast-Avg	To	Blk	St	Pts-Avg
1969-70	27	821	131-276	.475	—	—	32-56	.571	259-9.6	78-1	58-2.1	53	—	—	294-10.9
1970-71	29	—	195-377	.517	—	—	71-133	.534	277-9.6	103-3	48-1.7	65	—	—	461-15.9
1971-72	31	—	127-268	.474	—	—	39-62	.629	244-7.9	101-	64-2.1	53	—	—	293- 9.5
Career	**87**	**—**	**453-921**	**.492**	**—**	**—**	**142-251**	**.566**	**780-9.0**	**282-**	**170-2.0**	**171**	**—**	**—**	**1048-12.0**

64. Wayne Blackshear

Year	G-GS	Min	FGM-FGA	Pct	3Pt-Att	Pct	FTM-FTA	Pct	Reb-Avg	PF-D	Ast-Avg	To	Blk	St	Pts-Avg
2011-12	15-1	105	12-41	.293	6-20	.300	7-12	.583	21-1.4	12-0	2-0.1	7	1	3	37-2.5
2012-13	39-34	782	105-248	.423	45-139	.324	43-62	.694	122-3.1	98-0	25-0.6	24	10	34	298-7.6
2013-14	36-18	707	93-215	.433	45-114	.395	64-86	.744	111-3.1	84-3	26-0.7	21	19	32	295-8.2
2014-15	36-36	1129	132-334	.395	60-181	.331	92-118	.780	154-4.3	93-3	42-1.2	37	22	37	416-11.6
Career	**126-89**	**2723**	**342-838**	**.408**	**156-454**	**.344**	**206-278**	**.741**	**408-3.2**	**287-6**	**95-0.8**	**89**	**52**	**106**	**1046-8.3**

65. Ellis Myles

Year	G-GS	Min	FGM-FGA	Pct	3Pt-Att	Pct	FTM-FTA	Pct	Reb-Avg	PF-D	Ast-Avg	To	Blk	St	Pts-Avg
2000-01	31-18	704	65-135	.481	0-0	—	59-110	.536	170-5.5	95-5	55-1.8	59	14	24	189-6.1
2001-02	32-30	891	96-185	.519	0-2	.000	94-193	.487	298-9.3	106-5	52-1.6	83	34	34	286-8.9
2002-03	24-24	596	60-102	.588	0-3	.000	67-119	.563	189-7.9	69-2	44-1.8	57	13	23	187-7.8
2004-05	37-37	1125	123-243	.506	0-5	.000	137-240	.571	341-9.2	114-2	124-3.4	112	31	50	383-10.4
Career	**124-109**	**3316**	**344-665**	**.517**	**0-10**	**.000**	**357-662**	**.539**	**998-8.0**	**384-14**	**275-2.2**	**311**	**92**	**131**	**1045-8.4**

66. Keith Williams

Year	G-GS	Min	FGM-FGA	Pct	3Pt-Att	Pct	FTM-FTA	Pct	Reb-Avg	PF-D	Ast-Avg	To	Blk	St	Pts-Avg
1986-87	31-16	759	55-136	.404	13-35	.371	41-57	.719	60-1.9	43-0	101-3.3	54	2	28	164-5.3
1987-88	33-33	1029	122-240	.508	19-52	.365	59-85	.694	90-2.7	62-2	126-3.8	82	3	40	322-9.8
1988-89	27-26	764	92-179	.514	5-27	.185	30-55	.545	62-2.3	41-2	93-3.4	53	5	25	219-8.1
1989-90	35-35	1121	127-233	.545	24-69	.348	53-76	.697	106-3.0	66-1	162-4.6	76	13	41	331-9.5
Career	**126-110**	**3673**	**396-788**	**.503**	**61-183**	**.333**	**183-273**	**.670**	**318-2.5**	**212-5**	**482-3.8**	**265**	**23**	**134**	**1036-8.2**

67. Alex Sanders

Year	G-GS	Min	FGM-FGA	Pct	3Pt-Att	Pct	FTM-FTA	Pct	Reb-Avg	PF-D	Ast-Avg	To	Blk	St	Pts-Avg
1996-97	35-35	1036	137-283	.484	30-89	.337	48-78	.615	201-5.7	87-3	63-1.8	76	12	46	352-10.1
1997-98	32-32	978	137-294	.466	32-104	.308	30-61	.492	191-6.0	75-1	95-3.0	56	17	31	336-10.5
1998-99	30-28	833	134-272	.493	31-99	.313	44-73	.603	188-6.3	72-1	75-2.5	51	25	28	343-11.4
Career	**97-95**	**2847**	**408-849**	**.481**	**93-292**	**.318**	**122-212**	**.575**	**580-6.0**	**234-5**	**233-2.4**	**183**	**54**	**105**	**1031-10.6**

68. Preston Knowles

Year	G-GS	Min	FGM-FGA	Pct	3Pt-Att	Pct	FTM-FTA	Pct	Reb-Avg	PF-D	Ast	To	Blk	St	Pts-Avg
2007-08	31-0	285	32-66	.485	12-37	.324	1-3	.333	27-0.9	36-0	19	10	3	19	77- 2.5
2008-09	37-4	619	84-192	.438	48-111	.432	10-19	.526	76-2.1	56-1	36	25	3	35	226- 6.1
2009-10	31-8	622	81-227	.357	38-130	.292	23-26	.885	96-3.1	59-2	72	44	3	35	223- 7.2
2010-11	34-33	1023	169-446	.379	100-261	.383	59-73	.808	133-3.9	91-3	106	69	8	63	497-14.6
Career	**133-45**	**2549**	**366-931**	**.393**	**198-539**	**.367**	**93-121**	**.769**	**332-2.5**	**242-6**	**233**	**148**	**17**	**152**	**1023-7.7**

69. Don Goldstein

Year	G	Min	FGM-FGA	Pct	3Pt-Att	Pct	FTM-FTA	Pct	Reb	PF-D	Ast	To	Blk	St	Pts-Avg
1956-57	26	780	110-270	.407	—	—	65-86	.756	238-9.2	70-2	—	—	—	—	285-11.0
1957-58	24	—	117-340	.344	—	—	73-98	.745	288-12.0	74-2	—	—	—	—	307-12.8
1958-59	31	—	156-400	.390	—	—	115-153	.752	342-11.0	108-7	—	—	—	—	427-13.8
Career	**81**	**—**	**383-1010**	**.379**	**—**	**—**	**253-337**	**.751**	**868-10.7**	**252-11**	**—**	**—**	**—**	**—**	**1019-12.8**

Top Five Scorers Year-by-Year

1911-12 Season– Won 0, Lost 3
Leading Scorers

C.N. Caldwell (F)	5.3
Carlyle Jefferson (F)	3.0
Ivan Heft (C)	1.0

(No other players scored)

1912-13 Season– Won 2, Lost 3
Leading Scorers

Clarence Rodgers (F)	14.0
Owen Foster (C)	4.0
C.N Caldwell (F)	2.6
Harrod (F)	2.0
Utz (F)	2.0

1913-14 Season-Won 2, Lost 6
(No statistics available)

1914-15 Season– Won 4, Lost 5
Leading Scorers

Edwin Kornfeld (F)	8.0
Hardin McCaleb (G)	6.6
Clarence Rodgers (F)	6.5
Maurice Daniel (C)	2.8
Roy Daniel (G)	0.6
John Daniel (G)	0.6

1915-16 Season– Won 8, Lost 3
Leading Scorers

Edwin Kornfeld (F)	11.1
Harding McCaleb (G)	7.3
Maurice Daniel (C)	5.2
William Rectenwald (F)	4.0
Dudley Struve (F)	2.4

1916-17 Season Cancelled

1917-18 Season– Won 3, Lost 4
Leading Scorers

Sam Morgan (F)	17.3
Maurice Daniel (C)	4.0
G.C. (Slick) Herzer (G-F)	4.0
Red Grimes (F)	0.0
Jules LaDurand (G)	0.0

1918-19 Season– Won 7, Lost 4
Leading Scorers

Sam Morgan (F)	12.7
Don Butler (C)	7.4
John Atkinson (F)	7.0
G.C.(Slick) Herzer (G)	3.1
Red Grimes (G)	2.6

1919-20 Season– Won 6, Lost 5
Leading Scorers

Don Butler (G)	7.6
L.H. Redmon (F)	6.6
G.C.(Slick) Herzer (F)	3.3
Horace Carter (F)	4.0
Charles Hocker (C)	2.0

1920-21 Season– Won 3, Lost 8
Leading Scorers

Don Butler (F)	10.1
G.C. (Slick) Herzer	7.7
L.H. (Thad) Redmon (F)	5.4
Swift (F)	4.0
Frank Jones (F)	2.1

1921-22 Season– Won 1, Lost 13
Leading Scorers

Phillip Silverstein (F)	4.8
Frank Jones (C)	3.2
Horace Carter (F)	2.5
Charles Hocker (G)	2.5
Arthur Yeager (F)	2.2

1922-23 Season Cancelled

1923-24 Season– Won 4, Lost 13
Leading Scorers

Lynn Miller (C)	7.7
Fred Koster (F)	5.3
Watson (Lanky) Haws (C)	5.2
Jim Blackerby (G)	5.0
Frank Kessler (F)	4.0

1924-25 Season– Won 10, Lost 7
Leading Scorers

Fred Koster (F)	10.0
Lynn Miller (C)	7.1
Eddie Weber (F)	5.8
Alva Snyder (F)	3.3
Jim Blackerby (G)	5.2

1925-26 Season– Won 4, Lost 8
KIAC Tournament Participant (0-1)
Leading Scorers

Lynn Miller (C)	13.0
Eddie Weber (F)	8.0
Ed (Froggy) Craddock (G)	6.5
Fred Koster (F)	6.5
Morris (Poachy) Marks (G)	5.4

1926-27 Season– Won 7, Lost 5
KIAC Tournament Participant (0-1)
Leading Scorers

Fred Koster (F)	8.0
Jim Blackerby (G)	7.2
Ed (Froggy) Craddock (G)	6.7
Eddie Weber (F)	6.5
John Moriarty (C)	4.7

1927-28 Season– Won 12, Lost 4
KIAC Tournament Champion (3-0)
Leading Scorers

Eddie Weber (F)	7.7
Ed (Froggy) Craddock (F)	6.6
Bennie McDonald (G)	6.3
Burt Libbey (C)	5.8
Kenny Browne (G)	4.0

1928-1929 Season– Won 12, Lost 8
KIAC Tournament Champion (3-0)
Leading Scorers

Burt Libbey (C)	5.6
Ed (Froggy) Craddock (F)	5.5
Bennie McDonald (C)	5.5
Bob Hall (F)	5.0
Willard (Tommy) Thompson (G)	3.6

1929-1930 Season– Won 9, Lost 6
KIAC Tournament Participant (0-1)
SIAA Tournament Participant (0-1)
Leading Scorers

Kenny Bott (F)	5.9
Willard (Tommy) Thompson (G)	5.0
Bob Hall (F)	3.7
Burt Libbey (C)	3.0
Coleman McDevitt (F)	1.7

1930-31 Season– Won, 5, Lost 11
KIAC Tournament Participant (1-1)
Leading Scorers

Kenny Bott (F)	7.8
Claude Boone (G)	4.5
Willard (Tommy) Thompson (G)	4.1
Coleman McDevitt (F)	4.0
Henry Daubert (C)	3.3

1931-32 Season– Won 15, Lost 7
KIAC Tournament Participant (0-1)
SIAA Tournament Participant (1-1)
Leading Scorers

Ray Judy (F)	5.4
Kenny Bott (F)	5.3
Les Wright (C)	4.9
Henry Daubert (C)	4.3
Claude Boone (G)	3.7

1932-33 Season– Won 11, Lost 11
KIAC Tournament Participant (1-1)
Leading Scorers

Les Wright (F)	8.5
Tom Giannini (F)	6.9
Carville Clore (F)	3.2
Armin Willig (C)	3.2
Asher Strull (F)	2.6

1933-34 Season– Won 16, Lost 9
KIAC Tournament Runner-up (3-1)
SIAA Tournament Participant (0-1)
Leading Scorers

Les Wright (F)	7.4
Harry Long (F)	7.2
Kenny Doll (G)	4.4
Tom Giannini (G)	4.4
Richard (Dick) Bertleson (G)	4.0

1934-35 Season– Won 5, Lost 9
KIAC Tournament Participant (0-1)
Leading Scorers

Harry Long (F)	7.0
Bill Threkeld (G)	4.7
Ches Masterson (C)	4.3
Kenny Doll (G)	4.0
Asher Strull (F)	3.9

1935-36 Season– Won 14, Lost 11
KIAC Tournament Participant (0-1)
SIAA Tournament Participant (0-1)
Leading Scorers

Ches Masterson (C)	7.8
Harry Long (F)	6.5
Si Monen (G)	5.8
Paul Doll (G)	4.0
Crawford Keeling (G)	3.7

1936-37 Season– Won 4, Lost 8
KIAC Tournament Participant (0-1)
Leading Scorers

Si Monen (G)	12.1
Louis Panther (G)	5.9
Ches Masterson (C)	4.7
Paul Doll (F)	4.1
Regan South (G)	2.6

1937-38 Season– Won 4, Lost 11
KIAC Tournament Participant (1-1)
Leading Scorers

Bob Meyer (C)	10.1
Si Monen (G)	9.4
Dick Panther (G)	5.3
Louis Panther (G)	4.2
Tom Beasley (F)	3.6

1938-39 Season– Won 1, Lost 15
KIAC Tournament Participant (0-1)
Leading Scorers

Bob Meyer (C)	5.5
Dick Panther (G)	5.4
Bob Weber (F)	5.4
Tom Beasley (F)	5.2
Elwyn Horine (F)	5.0

1939-40 Season– Won 1, Lost 18
KIAC Tournament Participant (1-1)
Leading Scorers

Bob King (C)	9.1
Bob Weber (G)	7.8
Lanham Frazier (F)	5.3
Harold Summers (F)	4.7
Aaron Andrews (F)	4.2

1940-41 Season– Won 2, Lost 14
KIAC Tournament Participant (0-1)
Leading Scorers

Aaron Andrews (F)	11.2
Bob King (C)	9.0
John Sparrow (G)	9.0
Orville Maish (F)	6.8
Walt Slater (G)	4.0

1941-42 Season– Won 7, Lost 10
KIAC Tournament Participant (0-1)
Leading Scorers

Frank Epley (F)	17.6
Reid Stone (G)	7.9
Aaron Andrews (F)	7.8
Bill Harris (G)	7.6
Art Phillips (F)	4.0

1942-43 Season Cancelled

1943-44 Season–Won 10, Lost 10
Leading Scorers

Cal Johnson	8.6
Rod Zeller	8.2
Rollin Houle	7.0
Harold Whitehouse	6.8
Wallace Sloan	6.2

1944-45 Season– Won 16, Lost 3
Leading Scorers

George Hauptfuhrer (C)	16.2
Ed Kupper (F)	13.4
Don Kinker (F)	9.6
Clyde (Ace) Parker (G)	6.8
Cal Johnson (G)	5.0

1945-46 Season– Won 22, Lost 6
KIAC Tournament Runner-up (2-1)
OVC Tournament Participant (3-0)
Leading Scorers

George Hauptfuhrer (C)	13.2
Ed Kupper (F)	12.6
Don Kinker (F)	8.1
Clyde (Ace) Parker (G)	7.5
Cal Johnson (G)	4.8

1946-47 Season– Won 17, Lost 6
KIAC Tournament Participant (0-1)
Leading Scorers

Jack Coleman (F, So.)	11.0
Ed Kupper (G)	10.5
Johnny Knopf (G, So.)	7.5
Clyde (Ace) Parker (G)	7.0
Deward Compton (C, Jr.)	6.6
Frank Epley (F)	6.6

1947-48 Season – Won 29, Lost 6
KIAC Tournament Runnerup (3-1)
NAIB National Championship (5-0)
Leading Scorers

Jack Coleman (6-7, Jr., F-C)	12.1
Deward Compton (6-5, Sr., F)	10.5
Kenny Reeves (6-0, So., G)	9.5
Glenn Combs (6-0, So., G)	8.0
Roy Combs (5-10, So., G)	7.2

1948-49 Season – Won 23, Lost 10
NAIB Mid-Season Tournament Champion (2-0)
Ohio Valley Conference third (6-3)
Ohio Valley Conference Tournament Runnerup (2-1)
Leading Scorers

Jack Coleman (6-7, Sr., F-C)	14.0
Glenn Combs (5-11, Jr., F)	11.9
Kenny Reeves (6-0, Jr., G)	11.4
Johnny Knopf (5-10, Sr., G)	8.2
Dick Robison (6-4, Fr., C)	6.9

Top Five Scorers Year-by-Year

1949-50 Season – Won 21, Lost 11
Leading Scorers

Kenny Reeves (6-0, Sr., G)	13.5
Glenn Combs (5-11, Sr., G)	13.5
Bob Lochmueller (6-5, So., F)	10.4
Bob Brown (6-3, So., F)	10.4
Dick Robison (6-4, So., C)	8.3

1950-51 Season – Won 19, Lost 7
NCAA Tournament Participant (0-1)
Leading Scorers

Bob Lochmueller (6-5, Jr., F)	18.8
Bob Brown (6-3, Jr., F)	15.2
Bob Naber (6-2, Jr., G)	9.3
Dick Robison (6-4, Jr., C)	8.9
Roy Rubin (6-1, Jr., G)	6.5

1951-52 Season – Won 20, Lost 6
NIT Participant (0-1)
Leading Scorers

Bob Lochmueller (6-5, Sr., F)	16.6
Bob Brown (6-3, Sr., F)	16.5
Chuck Noble (6-4, So., F-G)	12.5
Bob Naber (6-2, Sr., G)	7.8
Forrest Able (6-2, Fr., G)	6.6

1952-53 Season – Won 22, Lost 6
NIT Participant (1-1)
Leading Scorers

Chuck Noble (6-4, Jr., F-G)	17.0
Vlad Gastevich (6-5, So., C-F)	11.5
Corky Cox (5-11, Jr., G)	10.9
Phil Rollins (6-2, Fr., G)	9.6
Chet Beam (6-4, Jr., F)	8.4

1953-54 Season – Won 22, Lost 7
Kentucky Invitational Runnerup (2-1)
NIT Participant (0-1)
Leading Scorers

Chuck Nobel (6-4, Sr., F-G)	17.3
Corky Cox (5-11, Sr., G)	14.7
Phil Rollins (6-2, So., G)	13.2
John Prudhoe (6-9, Jr., C)	11.0
Vlad Gastevich (6-5, Jr., C)	8.1

1954-55 Season – Won 19, Lost 8
Kentucky Invitational Champion (2-0)
NIT Participant (1-1)
Leading Scorers

Charlie Tyra (6-8, So., C)	14.7
Phil Rollins (6-2, Jr., G)	13.3
John Prudhoe (6-9, Sr., C)	11.7
Gerald Moreman (6-2, Jr., G)	9.1
Vlad Gastevich (6-5, Sr., C)	8.4

1955-56 Season – Won 26, Lost 3
Kentucky Invitational Participant (2-1)
NIT National Champions (3-0)
Leading Scorers

Charlie Tyra (6-8, Jr., C)	23.8
Phil Rollins (6-2, Sr., G)	14.9
Jim Morgan (6-1, Jr., G)	14.3
Bill Darragh (6-5, Jr., F)	11.3
Gerald Moreman (6-2, Sr., G)	9.2

1956-57 Season – Won 21, Lost 5
Bluegrass Invitational Champion (2-0)
Leading Scorers

Charlie Tyra (6-8, Sr., C)	21.3
Jim Morgan (6-1, Sr., G)	17.4
Bill Darragh (6-5, Sr., F)	14.9
Don Goldstein (6-5, So,. F)	11.0
Harold Andrews (6-2, So., G)	8.0

1957-58 Season – Won 13, Lost 12
Bluegrass Invitational Runnerup (1-1)
Leading Scorers

Jerry DuPont (6-10, Sr., C)	15.2
Harold Andrews (6-2, Jr., G)	14.7
Don Goldstein (6-5, Jr., F)	12.8
Roger Tieman (6-0, So., G)	11.2
Alex Mantel (6-2, Jr., F)	9.4

1958-59 Season – Won 19, Lost 12
Dixie Classic Participant (1-2)
Bluegrass Invitational Participant (0-2)
NCAA Mideast Regional Champion (3-2)
Leading Scorers

John Turner (6-5, So., F)	14.0
Don Goldstein (6-5, Sr., F)	13.8
Fred Sawyer (6-11, So., C)	11.7
Roger Tieman (6-0, Jr., G)	9.2
Harold Andrews (6-2, Sr., G)	8.8

1959-60 Season – Won 15, Lost 11
Bluegrass Invitational Runnerup (1-1)
Leading Scorers

John Turner (6-5, Jr., F)	13.4
Fred Sawyer (6-11, Jr., C)	13.2
Ron Rubenstein (6-1, Jr., G)	12.0
Bud Olsen (6-7, So., F)	11.1
Buddy Leathers (6-2, Jr., G)	6.5

1960-61 Season – Won 21, Lost 8
Bluegrass Invitational Champion (2-0)
NCAA Tournament Participant (2-1)
Leading Scorers

John Turner (6-5, Sr., F)	23.1
Bud Olsen (6-7, Jr., F)	13.2
Howard Stacey (6-2, Sr., G)	10.3
Fred Sawyer (6-11, Sr., C)	8.4
Ron Rubenstein (6-1, Sr., G)	6.6

1961-62 Season – Won 15, Lost 10
Bluegrass Invitational Runnerup (1-1)
Sugar Bowl Tournament Participant (1-1)
Leading Scorers

Bud Olsen (6-7, Sr., C)	20.8
Jadie Frazier (6-1, Jr., G)	13.9
Ron Hawley (6-4, So., F)	12.4
Dick Peloff (6-1, Jr., G)	8.3
Andy White (6-4, So., F)	6.7

1962-63 Season – Won 14, Lost 11
Leading Scorers

John Reuther (6-7, So., F)	16.2
Ron Hawley (6-4, Jr., F)	13.7
Dick Peloff (6-1, Sr., G)	10.9
Jadie Frazier (6-1, Sr., G)	10.7
Judd Rothman (6-8, So., C)	6.2

1963-64 Season – Won 15, Lost 10
NCAA Participant (0-1)
Leading Scorers

John Reuther (6-7, Jr., C-F)	19.6
Ron Hawley (6-4, Sr., F)	13.2
Ron Rooks (6-1, Sr., G)	12.3
Sam Smith* (6-6, So., C)	9.3
Eddie Creamer (6-2, Jr., G)	7.1

*Did not finish season

1964-65 Season – Won 15, Lost 10
Sugar Bowl Tournament Runnerup (1-1)
Leading Scorers

John Reuther (6-7, Sr., C-F)	18.8
Eddie Creamer (6-2, Sr., G)	13.3
Tommy Finnegan (6-2, Sr., G)	13.1
Dennis Clifford (6-5, Sr., F)	9.6
Joe Liedtke (6-7, So., C)	9.2

1965-66 Season – Won 16, Lost 10
Hurricane Classic Champion (2-0)
Missouri Valley Conference fourth (8-6)
NIT Participant (0-1)
Leading Scorers

Wes Unseld (6-8, So., C)	19.9
Fred Holden (6-3, So., G)	13.9
Wade Houston (6-5, Sr., F)	10.8
Dave Gilbert (6-2, Jr., G)	10.6
Eddie Whitehead (6-4, Sr., F)	8.9

1966-67 Season – Won 23, Lost 5
Quaker City Classic Champion (3-0)
Missouri Vally Conf. Champion (12-2)
NCAA Tournament Participant (0-2)
Leading Scorers

Butch Beard (6-3, So., F-G)	20.5
Wes Unseld (6-8, Jr., C)	18.7
Fred Holden (6-4, Jr., G)	13.6
Jerry King (6-5, So., F)	10.9
Dave Gilbert (6-2, Sr., G)	9.5

1967-68 Season – Won 21, Lost 7
Holiday Festival Tourn. Participant (2-1)
Missouri Valley Conf. Champion (14-2)
NCAA Tournament Participant (1-1)
Leading Scorers

Wes Unseld (6-8, Sr., C)	23.0
Butch Beard (6-3, Jr., F-G)	16.0
Jerry King (6-5, Jr., F)	14.2
Fred Holden (6-3, Sr., G)	10.7
Marv Selvy (6-4, So., F)	7.2

1968-69 Season – Won 21, Lost 6
Missouri Valley Conf. Runner-up (13-3)
NIT Participant (1-1)
Leading Scorers

Butch Beard (6-3, Sr., F-G)	20.6
Jerry King (6-5, Sr., F)	18.0
Mike Grosso (6-9, Jr., C)	15.8
Dennis Deeken (6-3, Sr., G)	9.3
Marv Selvy (6-4, Jr., F)	6.3

1969-70 Season – Won 18, Lost 9
Missouri Valley Conference third (11-5)
NIT Participant (0-1)
Leading Scorers

Mike Grosso (6-9, Sr., C)	18.6
Jim Price (6-2, So., G)	13.3
Al Vilcheck (6-9, So., F)	10.9
Henry Bacon (6-2, So., F)	10.8
Mike Lawhon (6-5, So., F-G)	9.5

1970-71 Season – Won 20, Lost 9
Missouri Valley Conf. Co-Champion (9-5)
NIT Participant (0-1)
Leading Scorers

Jim Price (6-2, Jr., G)	16.5
Al Vilcheck (6-9, Jr., C)	15.9
Larry Carter (6-0, Jr., G)	14.1
Ron Thomas (6-5, Jr., F)	13.5
Henry Bacon (6-3, Jr., F)	12.1

1971-72 Season – Won 26, Lost 5
Holiday Festival Tourn. Champion (3-0)
Missouri Valley Co-Champion (12-2)
NCAA Midwest Regional Champion (2-2)
Leading Scorers

Jim Price (6-2, Sr., G)	21.0
Ron Thomas (6-6, Sr., F)	15.6
Mike Lawhon (6-5, Sr., F-G)	12.5
Henry Bacon (6-3, Sr., G)	10.8
Al Vilcheck (6-9, Sr., C)	9.5

1972-73 Season – Won 23, Lost 7
Rainbow Classic Runner-up (2-1)
Missouri Valley Conf. Runnerup (11-3)
NIT Participant (1-1)
Leading Scorers

Allen Murphy (6-5, So., G-F)	16.0
Junior Bridgeman (6-5, So., F)	13.8
Bill Butler (6-1, Jr., G-F)	13.6
Terry Howard (6-1, So., G)	9.3
Bill Bunton (6-9, Jr., F-C)	7.8

1973-74 Season – Won 21, Lost 7
Louisville Holiday Classic Runnerup (1-1)
Missouri Valley Conf. Champion (11-1)
NCAA Tournament Participant (0-2)
Leading Scorers

Allen Murphy (6-5, Jr., G-F)	16.6
Junior Bridgeman (6-5, Jr., F)	16.5
Wesley Cox (6-5, Fr., F-C)	14.2
Bill Butler (6-2, Sr., G-F)	12.1
Danny Brown (6-4, Fr., G)	7.6

1974-75 Season – Won 28, Lost 3
Louisville Holiday Classic Champion (2-0)
Missouri Valley Conf. Champion (12-2)
NCAA Midwest Regional Champion (4-1)
Leading Scorers

Allen Murphy (6-5, Sr., F)	16.4
Junior Bridgeman (6-5, Sr., G-F)	16.2
Wesley Cox (6-5, So., F)	11.1
Phillip Bond (6-2, So., G)	9.4
Ricky Gallon (6-10, Fr., C)	8.0

1975-76 Season – Won 20, Lost 8
Louisville Holiday Classic Champion (2-0)
Metro Conference Runnerup (2-2)
Metro Conference Tourn. Participant (0-1)
NIT Participant (0-1)
Leading Scorers

Ricky Gallon (6-10, So., C)	15.3
Rick Wilson (6-4, So., G-F)	14.7
Wesley Cox (6-5, Jr., F)	14.3
Larry Williams (6-7, Fr., F)	11.3
Phillip Bond (6-2, Jr., G)	10.8

1976-77 Season – Won 21, Lost 7
Louisville Holiday Classic Champion (2-0)
Metro Conference Champion (6-1)
Metro Conference Tourn. Participant (0-1)
NCAA Tournament Participant (0-1)
Leading Scorers

Wesley Cox (6-5, Sr., F)	16.5
Rick Wilson (6-4, Jr., G-F)	13.8
Larry Williams (6-7, So., F)	13.0
Darrell Griffith (6-4, Fr., G-F)	12.8
Ricky Gallon (6-10, Jr., C)	10.2

1977-78 Season – Won 23, Lost 7
Louisville Holiday Classic Participant (1-1)
Metro Conference Runner-up (9-3)
Metro Conference Tourn. Champion (3-0)
NCAA Tournament Participant (1-1)
Leading Scorers

Darrell Griffith (6-4, So., G-F)	18.6
Rick Wilson (6-4, Sr., G-F)	17.8
Ricky Gallon (6-10, Sr., C)	13.1
Bobby Turner (6-4, So., G-F)	11.6
Larry Williams (6-7, Jr., F)	10.7

1978-79 Season – Won 24, Lost 8
Seawolf Classic-Alaska Participant (2-1)
Louisville Holiday Classic Participant (1-1)
Metro Conf. Tourn. Participant (0-1)
Metro Conference Champion (9-1)
NCAA Tournament Participant (1-1)
Leading Scorers

Darrell Griffith (6-4, Jr., G-F)	18.5
Bobby Turner (6-4, Jr., G-F)	13.6
Larry Williams (6-7, Sr., F)	11.0
Scooter McCray (6-8, Fr., F-C)	10.1
Derek Smith (6-6, Fr., F)	9.8

1979-80 Season – Won 33, Lost 3
Rainbow Classic Participant (2-1)
Metro Conference Champion (12-0)
Metro Conference Tourn.Champion (2-0)
NCAA National Champion (5-0)
Leading Scorers

Darrell Griffith (6-4, Sr., G-F)	22.9

Top Five Scorers Year-by-Year

Derek Smith (6-6, So., F)	14.8
Wiley Brown (6-8, So., C)	10.4
Rodney McCray (6-7, Fr., F-C)	7.8
Jerry Eaves (6-4, So., G)	7.7

1980-81 Season – Won 21, Lost 9

Winston Tire Classic Participant (1-1)
Metro Conference Champion (11-1)
Metro Conference Tourn. Champion (2-0)
NCAA Tournament Participant (0-1)

Leading Scorers

Derek Smith (6-6, Jr., F)	15.5
Jerry Eaves (6-4, Jr., G)	13.9
Rodney McCray (6-7, So., F-C)	9.6
Lancaster Gordon (6-3, Fr., G)	8.6
Scooter McCray (6-9, So., F-G)	7.6

1981-82 Season – Won 23, Lost 10

Wendy's Classic Tourn. Champion (2-0)
Suntory Ball Participant (1-1)
Metro Conference Runner-up (8-4)
Metro Conference Tourn. Runnerup (2-1)
NCAA Mideast Regional Champion (3-1)

Leading Scorers

Derek Smith (6-6, Sr., F)	15.7
Jerry Eaves (6-4, Sr., G)	12.6
Lancaster Gordon (6-3, So., G)	10.6
Rodney McCray (6-7, Jr., F-C)	8.6
Poncho Wright (6-5, Sr., G-F)	6.2

1982-83 Season – Won 32, Lost 4

Great Alaska Shootout Champion (3-0)
Metro Conference Champion (12-0)
Metro Conference Tourn.Champion (2-0)
NCAA Mideast Regional Champion (3-1)

Leading Scorers

Milt Wagner (6-5, So., G)	14.4
Lancaster Gordon (6-3, Jr., G)	13.7
Rodney McCray (6-7, Sr., F-C)	11.0
Charles Jones (6-8, Jr., C)	10.9
Scooter McCray (6-9, Sr., F-C)	9.1

1983-84 Season – Won 24, Lost 11

Western Airlines-Chaminade Classic (0-2)
Metro Conference Co-Champion (11-3)
Metro Conf. Tourn. Participant (1-1)
NCAA Tournament Participant (2-1)

Leading Scorers

Milt Wagner (6-5, Jr., G)	16.6
Lancaster Gordon (6-3, Sr., G)	14.7
Charles Jones (6-8, Sr., C)	11.5
Billy Thompson (6-7, So., F)	9.2
Jeff Hall (6-4, So., G)	8.3

1984-85 Season – Won 19, Lost 18

Wendy's Classic Participant (1-1)
Western Airlines-Chaminade Classic (0-2)
Metro Conf. Tourn. Runner-up (1-1)
NIT Final Four (3-2)

Leading Scorers

Billy Thompson (6-7, Jr., F)	15.1
Manuel Forrest (6-6, Sr., F)	12.8
Jeff Hall (6-4, Jr., G)	12.1
Mark McSwain (6-7, So., F)	8.4
Barry Sumpter (6-11, So., C)	8.2

1985-86 Season – Won 32, Lost 7

Big Apple NIT Participant (2-2)
Metro Conference Champions (10-2)
Metro Conference Tourn. Champion (2-0)
NCAA National Champion (6-0)

Leading Scorers

Billy Thompson (6-7, Sr., F)	14.9
Milt Wagner (6-5, Sr., G)	14.8
Pervis Ellison (6-9, Fr., C)	13.1
Herbert Crook (6-7, So., F)	11.8
Jeff Hall (6-4, Sr., G)	10.3

1986-87 Season – Won 18, Lost 14

Great Alaska Shootout Participant (0-3)
Metro Conference Champion (9-3)
Metro Conf. Tourn. Participant (1-1)

Leading Scorers

Herbert Crook (6-7, Jr., F)	15.5
Pervis Ellison (6-9, So., C)	15.2
Tony Kimbro (6-7, So. F-G)	11.1
Mark McSwain (6-7, Sr., F)	8.8
Keith Williams (6-4, Fr., G)	5.3

1987-88 Season – Won 24, Lost 11

Rainbow Classic Participant (2-1)
Metro Conference Champion (9-3)
Metro Conference Tourn. Champion (2-0)
NCAA Tournament Participant (2-1)

Leading Scorers

Pervis Ellison (6-9, Jr., C)	17.6
Herbert Crook (6-7, Sr., F)	16.1
LaBradford Smith (6-3, Fr., G)	12.7
Kenny Payne (6-8, Jr., F)	10.7
Keith Williams (6-4, So., G)	9.8

1988-89 Season – Won 24, Lost 9

Big Apple NIT Participant (0-1)
Metro Conference Runnerup (8-4,tie)
Metro Conference Tourn. Champion (2-0)
NCAA Tournament Participant (2-1)

Leading Scorers

Pervis Ellison (6-9, Sr., C)	17.6
Kenny Payne (6-8, Sr., F)	14.5
LaBradford Smith (6-3, So., G)	11.9
Tony Kimbro (6-7, Jr., F)	9.5
Everick Sullivan (6-5, Fr., G)	8.5

1989-90 Season – Won 27, Lost 8

Maui Classic Participant (2-1)
Metro Conference Champion (12-2)
Metro Conference Tourn. Champion (3-0)
NCAA Tournament Participant (1-1)

Leading Scorers

Felton Spencer (7-0, Sr., C)	14.9
Jerome Harmon (6-4, So., F/G)	14.7
LaBradford Smith (6-3, Jr., G)	13.5
Everick Sullivan (6-5, So., G)	12.7
Cornelius Holden (6-7, So., F)	10.6

1990-91 Season – Won 14, Lost 16

Metro Conference eighth place (4-10)
Metro Conf. Tourn. Runner-up (2-1)

Leading Scorers

LaBradford Smith (6-3, Sr., G	16.6
Everick Sullivan (6-5, Jr., G)	15.6
Cornelus Holden (6-7, Jr., F)	12.5
James Brewer (6-3, So., G)	9.7
Troy Smith (6-8, So., F)	8.9

1991-92 Season – Won 19, Lost 11

Metro Conference tied for second (7-5)
Metro Conf. Tourn. Participant (0-1)
NCAA Tournament Participant (1-1)

Leading Scorers

Everick Sullivan (6-5, Sr., G)	13.7
Dwayne Morton (6-6, So., F)	13.6
Greg Minor (6-6, So., F)	9.7
Cornelius Holden (6-7, Sr., C)	9.3
James Brewer (6-3, Jr., G)	7.9

1992-93 Season – Won 22, Lost 9

Metro Conference Champion (11-1)
Metro Conf. Tourn. Champion (2-0)
NCAA Tournament Sweet Sixteen (2-1)

Leading Scorers

Dwayne Morton (6-6, Jr., F/G)	16.1
Clifford Rozier (6-9, So., C/F)	15.7
Greg Minor (6-6, Jr., G/F)	14.1
James Brewer (6-3, Sr., G)	10.0
Troy Smith (6-8, Sr., F)	8.5

1993-94 Season – Won 28, Lost 6

Rainbow Classic Champion (3-0)
Metro Conference Champion (10-2)
Metro Conf. Tourn. Champion (2-0)
NCAA Tournament Sweet Sixteen (2-1)

Leading Scorers

Clifford Rozier (6-9, Jr., C/F)	18.1
Dwayne Morton (6-6, Sr., F/G)	15.3
Greg Minor (6-6, Sr., G/F)	13.8
DeJuan Wheat (6-0, Fr., G)	12.6
Jason Osborne (6-8, Fr., F)	9.6

1994-95 Season – Won 19, Lost 14

Great Alaska Shootout Participant (1-2)
Metro Conference tied for second (7-5)
Metro Conf. Tourn. Champion (3-0)
NCAA Tournament Participant (0-1)

Leading Scorers

DeJuan Wheat (6-0, So., G)	16.5
Samaki Walker (6-9, Fr., F/C)	13.7
Jason Osborne (6-8, So., F/G)	11.6
Tick Rogers (6-5, Jr., G/F)	9.5
Brian Kiser (6-7, Jr., F)	6.7

1995-96 Season – Won 22, Lost 12

San Juan Shootout Runner-up (2-1)
Conference USA tied for third (10-4)
C-USA Tournament Participant (1-1)
NCAA Tournament Sweet 16 (2-1)

Leading Scorers

DeJuan Wheat (6-0, Jr., G)	17.7
Samaki Walker (6-9, So., F/C)	15.1
Alvin Sims (6-4, Jr., G/F)	11.9
Tick Rogers (6-5, Sr., G/F)	10.7
Brian Kiser (6-7, Sr., F)	8.9

1996-97 Season – Won 26, Lost 9

Big Island Invitational Champion (3-0)
Conference USA tied for fifth (9-5)
C-USA Tournament Participant (1-1)
NCAA Tournament Final Eight (3-1)

Leading Scorers

DeJuan Wheat (6-0, Sr., G)	17.3
Alvin Sims (6-4, Sr., G/F)	11.3
Nate Johnson (6-6, Fr., F)	10.1
Alex Sanders (6-7, So., F/C)	10.1
B.J. Flynn (6-2, Sr., G)	9.0

1997-98 Season – Won 12, Lost 20

San Juan Shootout Runner-up (2-1)
C-USA fifth in American Div.(9-5)
C-USA Tournament Participant (1-1)

Leading Scorers

Nate Johnson (6-6, So., F)	12.3
Alex Sanders (6-7, Jr., F/C)	10.5
Marques Maybin (6-3, Fr., G)	10.0
Tony Williams (6-7, So., F)	9.1
Cameron Murray (6-0, Jr., G)	8.8

1998-99 Season – Won 19, Lost 11

C-USA second in American Div.(11-5)
C-USA Tournament Runner-Up (2-1)
NCAA Tournament Participant (0-1)

Leading Scorers

Nate Johnson (6-6, Jr., F)	12.3
Marques Maybin (6-3, So., G)	12.1
Tony Williams (6-7, Jr., F)	12.1
Cameron Murray (6-0, Sr., G)	11.8
Alex Sanders (6-7, Sr., F/C)	11.4

1999-2000 Season – Won 19, Lost 12

Great Alaska Shootout participant (2-1)
C-USA second in American Div.(10-6)
C-USA Tournament Participant (0-1)
NCAA Tournament Participant (0-1)

Leading Scorers

Marques Maybin (6-3, Jr., G)	14.7
Nate Johnson (6-6, Sr., F)	13.9
Tony Williams (6-7, Sr., F)	13.6
Reece Gaines (6-6, Fr., G)	9.1
Quintin Bailey (6-3, So., G/F)	6.1

2000-01 Season – Won 12, Lost 19

Maui Classic Participant (1-2)
C-USA fourth (tie) in American Div.(8-8)
C-USA Tournament Participant (0-1)

Leading Scorers

Marques Maybin (6-3, Sr., G)	17.7
Reece Gaines (6-6, So., G)	13.9
Erik Brown (6-5, So., G/F)	10.2
Rashad Brooks (6-1, Sr., G)	6.1
Ellis Myles (6-7, Fr., F)	6.1

2001-02 Season – Won 19, Lost 13

Jim Thorpe Classic Champion (2-0)
C-USA fifth in American Division (8-8)
C-USA Tournament Participant (1-1)
NIT Participant (1-1)

Leading Scorers

Reece Gaines (6-6, Jr., G)	21.0
Luke Whitehead (6-6, So., F)	10.6
Ellis Myles (6-7, So., F)	8.9
Erik Brown (6-5, Jr., G/F)	8.9
Bryant Northern (6-0, So., G)	7.1

2002-03 Season – Won 25, Lost 7

C-USA 2nd in American Division (11-5)
C-USA Tournament Champion (3-0)
NCAA Tournament participant (1-1)

Leading Scorers

Reece Gaines (6-6, Sr., G)	17.9
Francisco Garcia (6-7, Fr., F)	11.2
Marvin Stone (6-10, Sr., C)	10.3
Luke Whitehead (6-6, So., F)	9.0
Taquan Dean (6-3, Fr., G)	8.8

2003-04 Season – Won 20, Lost 10

Conference USA tied for sixth (9-7)
C-USA Tournament participant (1-1)
NCAA Tournament participant (0-1)

Leading Scorers

Francisco Garcia (6-7, So., F)	16.4
Luke Whitehead (6-6, Sr., F)	11.1
Taquan Dean (6-3, So., G)	10.8
Larry O'Bannon (6-4, Jr., F/G)	10.3
Kendall Dartez (6-9, Sr., C)	5.6

2004-05 Season – Won 33, Lost 5

Maui Invitational Participant (2-1)
Conference USA Champion (14-2)
C-USA Tournament Champion (3-0)
NCAA Albuquerque Region Champion (4-1)

Leading Scorers

Francisco Garcia (6-7, Jr., F)	15.7
Larry O'Bannon (6-4, Sr., F/G)	15.2
Taquan Dean (6-3, Jr., G)	14.4
Ellis Myles (6-7, Sr., F/C)	10.4
Juan Palacios (6-9, Fr., F)	9.7

2005-06 Season – Won 21, Lost 13

Colonial Classic Champion (3-0)
BIG EAST Conference 11th (6-10)
BIG EAST Tournament Participant (0-1)
NIT Final Four (3-1)

Leading Scorers

Taquan Dean (6-3, Sr., G)	17.1
David Padgett (6-11, So., F/C)	11.8
Brandon Jenkins (6-3, Jr., G)	11.2
Juan Palacios (6-9, So., F)	10.2
Terrence Williams (6-6, Fr., F)	8.4

Top Five Scorers Year-by-Year

2006-07 Season – Won 24, Lost 10
NABC Classic Champion (3-0)
BIG EAST Conference second (12-4)
BIG EAST Tournament Participant (1-1)
NCAA Tournament Participant (1-1)
Leading Scorers

Terrence Williams (6-6, So., F)	12.4
Edgar Sosa (6-1, Fr., G)	11.4
David Padgett (6-11, Jr., F/C)	9.5
Juan Palacios (6-9, Jr., F)	8.9
Derrick Caracter (6-9, Fr., F/C)	8.1

2007-08 Season – Won 27, Lost 9
Las Vegas Invitational participant (3-1)
BIG EAST Conference second (14-4)
BIG EAST Tournament Participant (0-1)
NCAA Tournament Elite Eight (3-1)
Leading Scorers

David Padgett (6-11, Sr., F/C)	11.2
Earl Clark (6-9, So., F)	11.1
Terrence Williams (6-6, Jr., F)	11.1
Jerry Smith (6-1, So., G)	10.7
Derrick Caracter (6-9, So., F/C)	8.3

2008-09 Season – Won 31, Lost 6
Marques Maybin Classic participant (3-0)
BIG EAST Conference Champion (16-2)
BIG EAST Tournament Champion (3-0)
NCAA Tournament Elite Eight (3-1)
Leading Scorers

Earl Clark (6-9, Jr., F)	14.2
Terrence Williams (6-6, Sr., F)	12.5
Samardo Samuels (6-9, Fr., F/C)	11.8
Jerry Smith (6-1, Jr., G)	7.8
Edgar Sosa (6-1, Jr., G)	7.3

2009-10 Season – Won 20, Lost 13
Hall of Fame Showcase participant (4-0)
BIG EAST Conference fifth (11-7)
BIG EAST Tournament Participant (0-1)
NCAA Tournament Participant (0-1)
Leading Scorers

Samardo Samuels (6-9, So., F/C)	15.3
Edgar Sosa (6-1, Sr., G)	13.1
Jerry Smith (6-1, Sr., G)	8.3
Jared Swopshire (6-8, So., F)	7.5
Preston Knowles (6-1, Jr., G)	7.2

2010-11 Season – Won 25, Lost 10
Global Sports Shootout champion (4-0)
BIG EAST Conference third (13-6)
BIG EAST Tournament runner-up (2-1)
NCAA Tournament Participant (0-1)
Leading Scorers

Preston Knowles (6-1, Sr., G)	14.6
Kyle Kuric (6-4, Jr., G/F)	10.8
Peyton Siva (5-11, So., G)	9.9
Terrence Jennings (6-10, Jr., F/C)	9.6
Chris Smith (6-2, Jr., G)	9.4

2011-12 Season – Won 30, Lost 10*
Global Sports Invitatitional champion (4-0)
BIG EAST Conference seventh (10-8)
BIG EAST Tournament Champion (4-0)
NCAA West Region Champion (4-1)
Leading Scorers

Kyle Kuric (6-4, Sr., G/F)	12.6
Russ Smith (6-0, So., G)	11.5
Chris Smith (6-2, Sr., G)	9.7
Chane Behanan (6-6, Fr., F)	9.5
Peyton Siva (5-11, Jr., G)	9.1

2012-13 Season – Won 35, Lost 5*
NCAA National Champion (6-0)
BIG EAST Conference Co-Champion (14-4)
BIG EAST Tournament Champion (3-0)
Battle 4 Atlantis runner-up (3-1)
Leading Scorers

Russ Smith (6-0, Jr., G)	18.7
Peyton Siva (6-0, Sr., G)	10.0
Gorgui Dieng (6-11, Jr., C)	9.8
Chane Behanan (6-6, So., F)	9.8
Luke Hancock (6-6, Jr., F)	8.1

2013-14 Season – Won 31, Lost 6*
American Athletic Conf. Co-Champ (15-3)
AAC Tournament Champion (3-0)
Hall of Fame Tipoff runner-up (3-1)
NCAA Tournament Sweet 16 (2-1)
Leading Scorers

Russ Smith (6-0, Sr., G)	18.2
Montrezl Harrell (6-8, So., F)	14.0
Luke Hancock (6-6, Sr., F)	12.3
Chris Jones (5-10, Jr., G)	10.2
Wayne Blackshear (6-5, Jr., G/F)	8.2

2014-15 Season – Won 27, Lost 9*
Atlantic Coast Conference fourth (12-6)
ACC Tournament Participant (0-1)
Global Sports Showcase champion (4-0)
NCAA Tournament Elite Eight (3-1)
Leading Scorers

Terry Rozier (6-1, So., G)	17.1
Montrezl Harrell (6-8, Jr., F)	15.7
Chris Jones (5-10, Sr., G)	13.7
Wayne Blackshear (6-5, Sr., G/F)	11.6
Quentin Snider (6-2, Fr., G)	4.1

2015-16 Season – Won 23, Lost 8
Atlantic Coast Conference fourth (12-6)
Brooklyn Hoops Holiday Inv. Champion (4-0)
Leading Scorers

Damion Lee (6-6, Gr., G/F)	15.9
Trey Lewis (6-2, Gr., G)	11.3
Chinanu Onuaku (6-10, So., F/C)	9.9
Quentin Snider (6-2, So., G)	9.4
Donovan Mitchell (6-3, Fr., G)	7.4

2016-17 Season – Won 25, Lost 9
Atlantic Coast Conference second (12-6)
ACC Tournament Participant (0-1)
Battle 4 Atlantis runner-up (3-1)
NCAA Tournament Participant (1-1)
Leading Scorers

Donovan Mitchell (6-3, So., G)	15.6
Quentin Snider (6-2, Jr., G)	12.4
Deng Adel (6-7, So., G/F)	12.1
Jaylen Johnson (6-9, Jr., F)	8.0
Mangok Mathiang (6-10, Sr., F/C)	7.8

2017-18 Season – Won 22, Lost 14
Atlantic Coast Conference eighth (9-9)
ACC Tournament Participant (1-1)
Gotham Classic Champion (4-0)
NIT Quarterfinals (2-1)
Leading Scorers

Deng Adel (6-7, Jr., G/F)	15.0
Ray Spalding (6-10, Jr., F)	12.3
Quentin Snider (6-2, Sr., G)	11.8
V.J. King (6-6, So., G)	8.6
Anas Mahmoud (7-0, Sr., C)	6.8

2018-19 Season – Won 20, Lost 14
Atlantic Coast Conference sixth (10-8)
ACC Tournament Participant (1-1)
NIT Season Tip-Off Participant (2-2)
NCAA Tournament Participant (0-1)
Leading Scorers

Jordan Nwora (6-7, So., F)	17.0
Christen Cunningham (6-2, Gr., G)	10.1
Dwayne Sutton (6-6, Jr., F)	10.0
Steven Enoch (6-10, Jr., F/C)	9.4
Malik Williams (6-11, So., F/C)	7.7

2019-20 Season – Won 24, Lost 7
Atlantic Coast Conference second/tie (15-5)
Global Sports Shootout Champion (4-0)
Leading Scorers

Jordan Nwora (6-8, Jr., F)	18.0
Steven Enoch (6-10, Sr., F/C)	9.5
Dwayne Sutton (6-6, Sr., F)	9.1
Ryan McMahon (6-0, Sr., G)	8.7
Malik Williams (6-11, Jr., F/C)	8.5

2020-21 Season – Won 13, Lost 7
Atlantic Coast Conference seventh (8-5)
Wade Houston Tipoff Classic Participant (2-0)
Leading Scorers

Carlik Jones (6-1, Gr., G)	16.8
David Johnson (6-5, So., G)	12.6
Jae'Lyn Withers (6-8, R-Fr., F/C)	10.1
Samuell Williamson (6-7, So., F/G)	9.6
Dre Davis (6-5, Fr., F)	7.4

2021-22 Season – Won 13, Lost 19
Atlantic Coast Conference 11th (6-14)
Baha Mar Hoops Bahamas Championship Champions (2-0)
Leading Scorers

Noah Locke (6-3, Sr., G)	9.6
Malik Williams (6-11, Sr., F/C)	9.5
El Ellis (6-3, Jr., G)	8.7
Dre Davis (6-6, So., F/G)	7.4
Sydney Curry (6-8, Jr., F/C)	7.1

2022-23 Season – Won 4, Lost 28
Atlantic Coast Conference 15th (2-18)
Maui Invitational Participant (0-3)
Leading Scorers

El Ellis (6-3, Sr., G)	17.7
Mike James (6-5, r-Fr., G/F)	10.1
Jae'Lyn Withers (6-9, r-Jr., F)	8.9
JJ Traynor (6-8, Jr., F)	6.9
Brandon Huntley-Hatfield (6-10, So., F)	6.7

*Wins and NCAA Tournament appearances from 2011-15 were later vacated by the NCAA Committee on Infractions, including a 123-3 record.

Tournament Results

Composite Tournament Record:
Won 293, Lost 153, Won 57 championships

Post-Season Tournaments

NCAA
(Won 61, Lost 41; 39 appearances: Won 8 regional championships and 1980, 1986 national championships. These figures do not include a 15-3 NCAA record from four years of 2012-15, two Final Fours and a national title vacated by the NCAA. On court totals: Won 76, Lost 43; 42 appearances: Won 10 regional championships and 1980, 1986 and 2013 national championships).

1951
■ March 20 *(East Region First Round)*
Kentucky 79, Louisville 68

1959
■ March 10 *(Mideast Region First round)*
Louisville 77, Eastern Kentucky 63
■ March 13 *(Mideast Region Semifinal)*
Louisville 76, Kentucky 61
■ March 14 *(Mideast Region Final)*
Louisville 88, Michigan State 81
■ March 20 *(National Semifinal)*
West Virginia 94, Louisville 79
■ March 21 *(National Consolation)*
Cincinnati 98, Louisville 85

1961
■ March 14 *(Mideast Region First round)*
Louisville 76, Ohio 70
■ March 17 *(Mideast Region Semifinal)*
Ohio State 56, Louisville 55
■ March 18 *(Mideast Consolation)*
Louisville 83, Morehead St. 61

1964
■ March 10 *(Mideast Region First round)*
Ohio 71, Louisville 69 (OT)

1967
■ March 17 *(Midwest Region Semifinal)*
SMU 83, Louisville 81
■ March 18 *(Midwest Consolation)*
Kansas 70, Louisville 68

1968
■ March 15 *(Midwest Region Semifinal)*
Houston 91, Louisville 75
■ March 16 *(Midwest Consolation)*
Louisville 93, Kansas St. 63

1972
■ March 16 *(Midwest Region Semifinal)*
Louisville 88, SW Louisiana 84
■ March 18 *(Midwest Region Final)*
Louisville 72, Kansas St. 65
■ March 23 *(National Semifinal)*
UCLA 96, Louisville 77
■ March 25 *(National Consolation)*
North Carolina 105, Louisville 91

1974
■ March 14 *(Midwest Region Semifinal)*
Oral Roberts 96, Louisville 93
■ March 16 *(Midwest Consolation)*
Creighton 80, Louisville 71

1975
■ March 15 *(Midwest Region First round)*
Louisville 91, Rutgers 78
■ March 20 *(Midwest Region Semifinal)*
Louisville 78, Cincinnati 63
■ March 22 *(Finals, Midwest Regional)*
Louisville 96, Maryland 82
■ March 29 *(National Semifinal)*
UCLA 75, Louisville 74 (OT)
■ March 31 *(National Consolation)*
Louisville 96, Syracuse 88 (OT)

1977
■ March 12 *(West Region First round)*
UCLA 87, Louisville 79

1978
■ March 12 *(Midwest First round)*
Louisville 76, St. John's 68
■ March 17 *(Midwest Region Semifinal)*
DePaul 90, Louisville 89 (2OT)

1979
■ March 10 *(Midwest Second round)*
Louisville 69, So. Alabama 66
■ March 15 *(Midwest Region Semifinal)*
Arkansas 73, Louisville 62

1980
■ March 8 *(Midwest Second round)*
Louisville 71, Kansas St. 69 (OT)
■ March 14 *(Midwest Region Semifinal)*
Louisville 66, Texas & AM 55 (OT)
■ March 16 *(Midwest Region Final)*
Louisville 86, LSU 66
■ March 22 *(National Semifinal)*
Louisville 80, Iowa 72
■ March 24 *(National Championship)*
Louisville 59, UCLA 54

1981
■ March 14 *(Midwest Second round)*
Arkansas 74, Louisville 73

(continues on following page)

Tournament Results

NCAA *(continued from previous page)*

1982
■ March 13 *(Mideast Second round)*
Louisville 81, Middle Tennessee 56
■ March 18 *(Mideast Region Semifinal)*
Louisville 67, Minnesota 61
■ March 20 *(Mideast Region Final)*
Louisville 75, Alabama Birmingham 68
■ March 27 *(National Semifinal)*
Georgetown 50, Louisville 46

1983
■ March 20 *(Mideast Second round)*
Louisville 70, Tennessee 57
■ March 24 *(Mideast Region Semifinal)*
Louisville 65, Arkansas 63
■ March 26 *(Mideast Region Final)*
Louisville 80, Kentucky 68 (OT)
■ April 2 *(National Semifinal)*
Houston 94, Louisville 81

1984
■ March 16 *(Mideast Region First round)*
Louisville 72, Morehead State 59
■ March 18 *(Mideast Second round)*
Louisville 69, Tulsa 67
■ March 22 *(Mideast Region Semifinal)*
Kentucky 72, Louisville 67

1986
■ March 13 *(West Region First round)*
Louisville 93, Drexel 73
■ March 15 *(West Region Second round)*
Louisville 82, Bradley 68
■ March 20 *(West Region Semifinal)*
Louisville 94, North Carolina 79
■ March 22 *(West Region Final)*
Louisville 84, Auburn 76
■ March 29 *(National Semifinal)*
Louisville 88, LSU 77
■ March 31 *(National Championship)*
Louisville 72, Duke 69

1988
■ March 17 *(Southeast First Round)*
Louisville 70, Oregon State 61
■ March 19 *(Southeast Second round)*
Louisville 97, Brigham Young 76
■ March 24 *(Southeast Region Semifinal)*
Oklahoma 108, Louisville 98

1989
■ March 16 *(Midwest Region First round)*
Louisville 76, Arkansas-Little Rock 71
■ March 18 *(Midwest Second round)*
Louisville 93, Arkansas 84
■ March 24 *(Midwest Region Semifinal)*
Illinois 83, Louisville 69

1990
■ March 15 *(West Region First round)*
Louisville 78, Idaho 59
■ March 17
(West Region Second round)
Ball State 62, Louisville 60

1992
■ March 20 *(West Region First round)*
Louisville 81, Wake Forest 58
■ March 22 *(West Region Second round)*
UCLA 85, Louisville 69

1993
■ March 19 *(Midwest Region First round)*
Louisville 76, Delaware 70
■ March 21 *(Midwest Second round)*
Louisville 78, Oklahoma St. 63
■ March 25 *(Midwest Region Semifinal)*
Indiana 82, Louisville 69

1994
■ March 18 *(West Region First round)*
Louisville 67, Boise State 58
■ March 20 *(West Second round)*
Louisville 60, Minnesota 55
■ March 24 *(West Region Semifinal)*
Arizona 82, Louisville 70

1995
■ March 17 *(Midwest Region First round)*
Memphis 77, Louisville 56

1996
■ March 15 *(Midwest Region First round)*
Louisville 82, Tulsa 80 (OT)
■ March 17 *(Midwest Second round)*
Louisville 68, Villanova 64
■ March 21 *(Midwest Region Semifinal)*
Wake Forest 60, Louisville 59

1997
■ March 14 *(East Region First round)*
Louisville 65, Massachusetts 57
■ March 16 *(East Region Second round)*
Louisville 64, New Mexico 63
■ March 21 *(East Region Semifinal)*
Louisville 78, Texas 63
■ March 23 *(East Region Final)*
North Carolina 97, Louisville 74

1999
■ March 11 *(South Region First round)*
Creighton 62, Louisville 58

2000
■ March 16 *(West Region First round)*
Gonzaga 77, Louisville 66

2003
■ March 21 *(East Region First round)*
Louisville 86, Austin Peay 64
■ March 23 *(East Region Second round)*
Butler 79, Louisville 71

2004
■ March 19 *(First round)* Xavier 80, UofL 70

2005
■ March 18 *(First round)*
Louisville 68, Louisiana-Lafayette 62
■ March 20 *(Second round)*
Louisville 76, Georgia Tech 54
■ March 24 *(Albuquerque Region Semifinal)*
Louisville 93, Washington 79
■ March 26 *(Albuquerque Region Final)*
Louisville 93, West Virginia 85 (OT)
■ April 2 *(National Semifinal)*
Illinois 72, Louisville 57

2007
■ March 15 *(First round)*
Louisville 78, Stanford 58
■ March 17 *(Second round)*
Texas A&M 72, Louisville 69

2008
■ March 21 *(East Region First round)*
Louisville 79, Boise State 61
■ March 20 *(East Region Second round)*
Louisville 78, Oklahoma 48
■ March 24 *(East Region Semifinal)*
Louisville 79, Tennessee 60
■ March 26 *(East Region Final)*
North Carolina 83, Louisville 73

2009
■ March 20 *(Midwest Region First round)*
Louisville 74, Morehead State 54
■ March 22 *(Midwest Second round)*
Louisville 79, Siena 72
■ March 27 *(Midwest Region Semifinal)*
Louisville 103, Arizona 64
■ March 29 *(Midwest Region Final)*
Michigan State 64, Louisville 52

2010
■ March 19 *(South Region First round)*
California 77, Louisville 62

2011
■ March 17 *(Southwest Region 2nd round)*
Morehead State 62, Louisville 61

2012 *
■ March 15 *(Second round)*
Louisville 69, Davidson 62
■ March 17 *(Third round)*
Louisville 59, New Mexico 56
■ March 22 *(West Region Semifinal)*
Louisville 57, Michigan State 44
■ March 24 *(West Region Final)*
Louisville 72, Florida 68
■ March 31 *(National Semifinal)*
Kentucky 69, Louisville 61

2013 *
■ March 21 *(Midwest Region Second round)*
Louisville 79, North Carolina A&T 48
■ March 23 *(Midwest Region Third round)*
Louisville 82, Colorado State 56
■ March 29 *(Midwest Region Semifinal)*
Louisville 77, Oregon 69
■ March 31 *(Midwest Region Final)*
Louisville 85, Duke 63
■ April 6 *(National Semifinal)*
Louisville 72, Wichita State 68
■ April 8 *(National Championship)*
Louisville 82, Michigan 76

2014 *
■ March 20 *(Midwest Region Second round)*
Louisville 71, Manhattan 64
■ March 22 *(Midwest Third round)*
Louisville 66, Saint Louis 51
■ March 28 *(Midwest Region Semifinal)*
Kentucky 74, Louisville 69

2015 *
■ March 20 *(East Region Second round)*
Louisville 57, UC Irvine 55
■ March 22 *(East Region Third round)*
Louisville 66, Northern Iowa 53
■ March 27 *(East Region Semifinal)*
Louisville 75, NC State 65
■ March 29 *(East Region Final)*
Michigan State 76, Louisville 70 (OT)

2017
■ March 17 *(Midwest Region first round)*
Louisville 78, Jacksonville State 63
■ March 19 *(Midwest Region second round)*
Michigan 73, Louisville 69
**results later vacated by the NCAA*

2019
■ March 21 *(East Region first round)*
Minnesota 86, Louisville 76

NIT *(Won 16, Lost 15, 14 appearances, Won one championship - 1956)*

1952
■ March 8 *(First round)*
Western Kentucky 62, Louisville 59

1953
■ March 7 (First round)
Louisville 92, Georgetown 79
■ March 9 *(Second round)*
Manhattan 79, Louisville 66

1954
■ March 6 *(First round)*
St. Francis (NY) 60, Louisville 55

1955
■ March 12 *(First round)*
Louisville 91, Manhattan 86
■ March 14 *(Second round)*
Duquesne 74, Louisville 66

1956
■ March 19 *(Second round)*
Louisville 84, Duquesne 72
■ March 22 *(National Semifinal)*
Louisville 89, St. Joseph's (PA) 79
■ March 24 *(National Championship)*
Louisville 93, Dayton 80

1966
■ March 12 *(First round)*
Boston College 96, Louisville 90 (3OT)

1969
■ March 16 *(First round)*
Louisville 73, Fordham 70
■ March 18 *(Second round)*
Boston College 88, Louisville 83

1970
■ March 15 *(First round)*
Oklahoma 74, Louisville 73

1971
■ March 20 *(First round)*
Providence 65, Louisville 58

1973
■ March 17 *(First round)*
Louisville 97, American 84
■ March 20 *(Second round)*
Notre Dame 79, Louisville 71

1976
■ March 16 *(Second round)*
Providence 73, Louisville 67

1985
■ March 14 *(First round)*
Louisville 77, Alcorn State 75
■ March 20 *(Second round)*
Louisville 68, South Florida 61
■ March 24 *(Quarterfinal)*
Louisville 71, Tenn.-Chattanooga 66
■ March 27 *(National Semifinal)*
UCLA 75, Louisville 66
■ March 29 *(National Consolation)*
Tennessee 100, Louisville 84

2002
■ March 12 *(First round)*
Louisville 66, Princeton 65
■ March 19 *(Second round)*
Temple 65, Louisville 62

2006
■ March 17 *(First round)*
Louisville 71, Delaware State 54
■ March 20 *(Second round)*
Louisville 74, Clemson 68
■ March 22 *(Quarterfinal)*
Louisville 74, Missouri State 56
■ March 28 *(National Semifinal)*
South Carolina 78, Louisville 63

2018
■ March 13 *(First round)*
Louisville 66, Northern Kentucky 58
■ March 18 *(Second round)*
Louisville 84, Middle Tennessee 68
■ March 20 *(Quarterfinal)*
Mississippi State 76, Louisville 59

NAIB
(Won 5, Lost 0; Won one title - 1948)

1948
■ March 8 (First round)
Louisville 63, South Dakota 60
■ March 10 (Second round)
Louisville 82, Emporia 66
■ March 11 (Third round)
Louisville 85, Beloit 76
■ March 12 (Semifinal round)
Louisville 56, Xavier 49
■ March 13 *(Championship)*
Louisville 82, Indiana State 70

Atlantic Coast Conference *(Won 3, Lost 7)*

2015
■ March 13 *(Quarterfinal)*
North Carolina 70, Louisville 60

2017
■ March 9 *(Quarterfinal)*
Duke 81, Louisville 77

2018
■ March 7 *(Second Round)*
Louisville 82, Florida State 74
■ March 8 *(Quarterfinal)*
Virginia 75, Louisville 58

2019
■ March 13 *(Second Round)*
Louisville 75, Notre Dame 53
■ March 14 *(Quarterfinal)*
North Carolina 83, Louisville 70

2021
■ March 10 *(Second Round)*
Duke 70, Louisville 56

2022
■ March 8 *(First Round)*
Louisville 84, Georgia Tech 74
■ March 9 *(Second Round)*
Virginia 51, Louisville 50

2023
■ March 7 *(First Round)*
Boston College 80, Louisville 62

American Athletic Conference
(Won 3, Lost 0; won 1 titles - 2014)

2014
■ March 13 *(Quarterfinal)*
Louisville 92, Rutgers 31
■ March 14 *(Semifinal)*
Louisville 94, Houston 65
■ March 15 *(Final)*
Louisville 71, Connecticut 61

BIG EAST Conference
(Won 13, Lost 5; won 3 titles - 2009, 2012, 2013)

2006
■ March 8 *(First Round)*
Pittsburgh 61, Louisville 56

2007
■ March 8 *(Quarterfinal)*
Louisville 82, West Virginia 71 (2 OT)
■ March 9 *(Semifinal)*
Pittsburgh 65, Louisville 59

2008
■ March 13 *(Quarterfinal)*
Pittsburgh 76, Louisville 69 (OT)

2009
■ March 12 *(Quarterfinal)*
Louisville 73, Providence 55
■ March 13 *(Semifinal)*
Louisville 69, Villanova 55
■ March 14 *(Final)*
Louisville 76, Syracuse 66

(continued on next page)

Tournament Results

2010
■ March 10 *(Second round)*
Cincinnati 69, Louisville 66
2011
■ March 10 *(Quarterfinal)*
Louisville 81, Marquette 56
■ March 11 *(Semifinal)*
Louisville 83, Notre Dame 77 (OT)
■ March 12 *(Final)*
Connecticut 69, Louisville 66
2012
■ March 7 *(Second round)*
Louisville 61, Seton Hall 55
■ March 8 *(Quarterfinal)*
Louisville 84, Marquette 71
■ March 9 *(Semifinal)*
Louisville 64, Notre Dame 50
■ March 10 *(Final)*
Louisville 50, Cincinnati 44
2013
■ March 14 *(Quarterfinal)*
Louisville 74, Villanova 55
■ March 15 *(Semifinal)*
Louisville 69, Notre Dame 57
■ March 16 *(Final)*
Louisville 78, Syracuse 61

Conference USA
(Won 13, Lost 8; Won 2 titles - 2003, 05)
1996
■ March 7 *(Quarterfinal)*
Louisville 98, Tulane 79
■ March 8 *(Semifinal)*
Cincinnati 92, Louisville 81
1997
■ March 5 *(First round)*
Louisville 69, South Florida 58
■ March 6 *(Quarterfinal)*
UNC Charlotte 64, Louisville 60
1998
■ March 4 *(First Round)*
Louisville 75, South Florida 64
■ March 5 *(Quarterfinal)*
Cincinnati 64, Louisville 50
1999
■ March 4 *(Quarterfinal)*
Louisville 70, Saint Louis 61
■ March 5 *(Semifinal)*
Louisville 77, UAB 68
■ March 6 *(Final)*
UNC Charlotte 68, Louisville 59
2000
■ March 9 *(Quarterfinal)*
UNC Charlotte 57, Louisville 52
2001
■ March 7 *(First Round)*
UAB 74, Louisville 61
2002
■ March 6 *(First Round)*
Louisville 110, TCU 86
■ March 7 *(Quarterfinal)*
Marquette 84, Louisville 76
2003
■ March 13 *(Quarterfinal)*
Louisville 82, Tulane 66
■ March 14 *(Semifinal)*
Louisville 78, Memphis 75
■ March 15 *(Final)*
Louisville 83, UAB 78
2004
■ March 10 *(First Round)*
Louisville 61, East Carolina 54
■ March 11 *(Quarterfinal)*
Cincinnati 64, Louisville 62
2005
■ March 10 *(Quarterfinal)*
Louisville 85, TCU 61
■ March 11 *(Semifinal)*
Louisville 74, UAB 67
■ March 12 *(Final)*
Louisville 75, Memphis 74

Metro Conference
(Won 32, Lost 9; Won 11 championships - 1978, 1980, 1981, 1983, 1986, 1988, 1989, 1990, 1993, 1994, 1995)
1976
■ March 5 *(Second round)*
Memphis State 87, Louisville 76
1977
■ March 4 *(Second round)*
Georgia Tech 56, Louisville 55
1978
■ March 2 *(First round)*
Louisville 93, Tulane 64
■ March 3 *(Semifinals)*
Louisville 67, Memphis State 62
■ March 4 *(Finals)*
Louisville 94, Florida State 93
1979
■ March 2 *(Semifinals)*
Virginia Tech 72, Louisville 68
1980
■ February 29 *(Semifinals)*
Louisville 84, Memphis State 65
■ March 1 *(Finals)*
Louisville 81, Florida State 72
1981
■ March 6 *(Semifinals)*
Louisville 81, Virginia Tech 68
■ March 7 *(Finals)*
Louisville 42, Cincinnati 31
1982
■ March 5 *(First round)*
Louisville 76, St. Louis 44
■ March 6 *(Semifinals)*
Louisville 97, Florida State 73
■ March 7 *(Finals)*
Memphis State 73, Louisville 62
1983
■ March 12 *(Semifinals)*
Louisville 71, Memphis State 68
■ March 13 *(Finals)*
Louisville 66, Tulane 51
1984
■ March 8 *(Quarterfinals)*
Louisville 62, Cincinnati 55
■ March 9 *(Semifinals)*
Virginia Tech 69, Louisville 61
1985
■ March 7*(Quarterfinals)*
Louisville 74, South Carolina 61
■ March 8 *(Semifinals)*
Memphis State 81, Louisville 74
1986
■ March 8 *(Semifinals)*
Louisville 86, Cincinnati 65
■ March 9 *(Finals)*
Louisville 88, Memphis State 79
1987
■ March 7 *(Semifinals)*
Louisville 78, Southern Miss 71
■ March 8 *(Finals)*
Memphis State 75, Louisville 52
1988
■ March 12 *(Semifinals)*
Louisville 89, South Carolina 57
■ March 13 *(Finals)*
Louisville 81, Memphis State 73
1989
■ March 11 *(Semifinals)*
Louisville 71, Memphis State 70
■ March 12 (Finals)
Louisville 87, Florida State 80
1990
■ March 8*(Quarterfinals)*
Louisville 79, Tulane 66
■ March 9 *(Semifinals)*
Louisville 76, Memphis State 73
■ March 10 *(Finals)*
Louisville 83, Southern Miss 80
1991
■ March 7 *(Quarterfinals)*
Louisville 83, Southern Miss 76
■ March 8 *(Semifinals)*
Louisville 72, Memphis State 70
■ March 9 (Finals)
Florida State 76, Louisville 69
1992
■ March 13 *(Quarterfinals)*
Virginia Commonwealth 74, Louisville 65
1993
■ March 13 *(Semifinals)*
Louisville 71, UNC Charlotte 59
■ March 14 *(Finals)*
Louisville 90, Virginia Commonwealth 78
1994
■ March 12 *(Semifinals)*
Louisville 76, Virginia Tech 67
■ March 13 (Finals)
Louisville 69, Southern Miss 61
1995
■ March 10 *(First round)*
Louisville 84, Virginia Commonwealth 61
■ March 11 *(Semifinals)*
Louisville 81, Tulane 80 (OT)
■ March 12: *(Finals)*
Louisville 78, Southern Miss 64

KIAC
(Won 18, Lost 18; 20 appearances; Won two titles - 1928, 1929)
1926
■ February 22 *(First round)*
Western Kentucky 40, Louisville 32
1927
■ February 21 *(First round)*
Kentucky Wesleyan 46, Louisville 44
1928
■ February 23 *(First round)*
Louisville 36, Centre 17
■ February 24 *(Semifinals)*
Louisville 35, Western Kentucky 29
■ February 25 *(Final round)*
Louisville 43, Georgetown (Col.) 29
1929
■ February 21 *(First round)*
Louisville 25, Eastern Kentucky 12
■ February 22 *(Semifinals)*
Louisville 33, Centre 21
■ February 23 *(Final round)*
Louisville 31, Kentucky Wesleyan 28
1930
■ February 20 *(First round)*
Georgetown (Col.) 22, Louisville 20
1931
■ February 19 *(Second round)*
Louisville 34, Georgetown (Col.) 22
■ February 20 *(Semifinals)*
Transylavania 24, Louisville 22
1932
■ February 25 *(First round)*
Berea 22, Louisville 21
1933
■ February 23 *(Second round)*
Louisville 29, Eastern Kentucky 19
■ February 24 *(Semifinals)*
Murray State 57, Louisville 40
1934
■ February 23 *(First round)*
Louisville 41, Berea 27
■ February 23 *(Second round)*
Louisville 32, Union (Col.) 12
■ February 24 *(Semifinals)*
Louisville 28, Murray State 18
■ February 24 *(Finals)*
Western Kentucky 13, Louisville 12
1935
■ February 22 *(Second round)*
Transylvania 27, Louisville 18
1936
■ February 27 *(First round)*
Murray State 28, Louisville 24
1937
■ February 26 *(Second round)*
Translyvania 45, Louisville 43
1938
■ February 24 *(First round)*
Louisville 45, Transylvania 37
■ February 25 *(Second round)*
Georgetown (Col.) 42, Louisville 36
1939
■ February 24 *(Second round)*
Western Kentucky 47, Louisville 28
1940
■ February 22 *(First round)*
Louisville 56, Berea 55
■ February 23 *(Second round)*
Eastern Kentucky 48, Louisville 40
1941
■ February 27 *(First round)*
Morehead State 60, Louisville 44
1942
■ February 27 *(Second round)*
Transylvania 45, Louisville 39
1946
■ February 22 *(Second round)*
Louisville 50, Western Kentucky 43
■ February 23 *(Semifinals)*
Louisville 60, Murray State 56
■ February 23 *(Finals)*
Eastern Kentucky 66, Louisville 51
1947
■ February 21 *(Second round)*
Western Kentucky 76, Louisville 52
1948
■ February 25 *(First round)*
Louisville 78, Union (Col.) 61
■ February 26 *(Second round)*
Louisville 86, Transylvania 45
■ February 27 *(Semifinals)*
Louisville 81, Murray State 58
■ February 28 *(Finals)*
Western Kentucky 63, Louisville 62

Ohio Valley Conference
(Won 2, Lost 1)
1949
■ February 25 *(Second round)*
Louisville 79, Marshall 65
■ February 26 *(Semifinals)*
Louisville 76, Morehead State 54
■ February 26 *(Finals)*
Western Kentucky 74, Louisville 68

Olympic Trials *(Won 0, Lost 1)*
1948
■ March 27 *(First round)*
Kentucky 91, Louisville 57

SIAA
(Won 1, Lost 4; 4 appearances)
1930
■ February 26 *(First round)*
Louisiana Tech 36, Louisville 26
1932
■ March 1 *(First round)*
Louisville 31, Centenary 26
■ March 2 *(Second round)*
Mississippi (Col.) 35, Louisville 19
1934
■ March 3 *(Second round)*
Western Kentucky 31, Louisville 27
1936
■ March 7 *(Second round)*
Murray State 46, Louisville 24

Regular Season Tournaments

Baha Mar Hoops Bahamas Championship
(Won 2, Lost 0; won one championship)
2021
■ Nov. 25: Louisville 72, Mississippi State 58
■ Nov. 27: Louisville 63, Maryland 55

Battle 4 Atlantis *(Won 6, Lost 2)*
2012
■ Nov. 15: Louisville 80, Samford 54
■ Nov. 22: Louisville 51, Northern Iowa 46
■ Nov. 23: Louisville 84, Missouri 61
■ Nov. 24: Duke 76, Louisville 71
2016
■ Nov. 17: Louisville 88, Long Beach St. 56
■ Nov. 23: Louisville 68, Old Dominion 62/ot
■ Nov. 24: Louisville 62, Wichita State 52
■ Nov. 25: Baylor 66, Louisville 63

Big Island Classic
(Won 3, Lost 0; won one championship)
1996
■ Nov. 29: Louisville 92, Montana St. 78
■ Nov. 30: Louisville 70, Illinois 60
■ Dec. 1: Louisville 92, Colorado 82

Billy Minardi Classic
(Won 19, Lost 1; Won 14 titles - 2002, 2003, 2004, 2005, 2007, 2008, 2009, 2010, 2011, 2012, 2013, 2014, 2015, 2017)
2002
■ Dec. 17: Louisville 104, Eastern Ky. 63
■ Dec. 18: Louisville 89, Manhattan 62
2003
■ Dec. 13: Louisville 73, Florida 65
2004
■ Dec. 21: Louisville 80, IUPUI 60
■ Dec. 22: Louisville 77, Austin Peay 49

Tournament Results

2005
- Dec. 20: Louisville 76, Middle Tenn. 68
- Dec. 21: Louisville 78, Col. of Charleston 63

2006
- Dec. 13: UMass 72, Louisville 68

2007
- Dec. 22: Louisville 70, New Mexico St. 65

2008
- Nov. 22: Louisville 79, Morehead St. 41
- Nov. 23: Louisville 81, S. Alabama 54

2009
- Dec. 19: Louisville 102, Western Ky. 75

2010
- Dec. 11: Louisville 77, UNLV 69

2011
- Dec. 23: Louisville 70, Western Ky. 60

2012
- Dec. 19: Louisville 79, FIU 55

2013
- Dec. 14: Louisville 79, Western Ky. 63

2014
- Dec. 14: Louisville 68, UNC Wilmington 57

2015
- Dec. 22: Louisville 75, UMKC 47
- Dec. 23: Louisville 98, Utah Valley 68

2016
- Dec. 17: Louisville 87, Eastern Kentucky 56

Bluegrass Invitational
(Won 7, Lost 5; 6 appearances; Won two titles - 1956, 1960)

1956
- Dec. 28: Louisville 68, St. Louis 43
- Dec. 29: Louisville 61, Dayton 53 (OT)

1957
- Dec. 20: Louisville 66, Army 61
- Dec. 21: San Fran. 62, Louisville 55

1958
- Dec. 19: Northwestern 73, Louisville 68
- Dec. 20: Notre Dame 61, Louisville 53

1959
- Dec. 28: Louisville 66, Fordham 61
- Dec. 29: Indiana 90, Louisville 71

1960
- Dec. 12: Louisville 74, Ga. Tech 65
- Dec. 13: Louisville 86, Western Ky. 71

1961
- Dec. 15: Louisville 76, Texas 60
- Dec. 16: St. Bonaventure 73, Louisville 72

Brooklyn Hoops Holiday Invitational
(Won 4, Lost 0; won one title - 2015)

2015
- Nov. 17: Louisville 87, Hartford 52
- Nov. 21: Louisville 89, North Florida 61
- Nov. 24: Louisville 85, St. Francis 41
- Nov. 28: Louisville 77, Saint Louis 57

Chaminade Classic
(Won 0, Lost 4, no champion named)

1983
- Dec. 25: Houston 76, Louisville 73
- Dec. 26: Chaminade 83, Louisville 72

1984
- Dec. 22: Chaminade 67, Louisville 65
- Dec. 25: Oklahoma 90, Louisville 72

Colonial Classic *(Won 3, Lost 0)*

2005
- Dec. 3: Louisville 90, Prairie View 65
- Dec. 4: Louisville 67, Arkansas St. 55
- Dec. 5: Louisville 53, Richmond 45

Dixie Classic *(Won 1, Lost 2)*

1958
- Dec. 29: N. Carolina St. 67, Louisville 61
- Dec. 30: Louisville 74, Wake Forest 64
- Dec. 31: Duke 57, Louisville 54

Global Sports Invitational
(Won 4, Lost 0; won one title - 2011)

2011
- Nov. 11: Louisville 83, UT Martin 48
- Nov. 13: Louisville 68, Lamar 48
- Nov. 22: Louisville 54, Arkansas St. 27
- Nov. 25: Louisville 59, Ohio U. 54

Global Sports Shootout
(Won 8, Lost 0; won two titles - 2010, 2019)

2010
- Nov. 20: Louisville 62, Jackson State 45
- Nov. 22: Louisville 106, Chattanooga 65
- Nov. 27: Louisville 80, Marshall 66
- Dec. 1: Louisville 92, Florida Intl. 55

2019
- Nov. 10: Louisville 78, Youngstown St. 55
- Nov. 17: Louisville 87, N. Carolina Central 58
- Nov. 20: Louisville 76, USC Upstate 50
- Nov. 24: Louisville 82, Akron 76

Global Sports Showcase
(Won 4, Lost 0; won one title - 2014)

2014
- Nov. 17: Louisville 88, Jacksonville St. 39
- Nov. 21: Louisville 85, Marshall 67
- Nov. 24: Louisville 87, Savannah State 26
- Nov. 26: Louisville 45, Cleveland State 33

Gotham Classic
(Won 4, Lost 0; won one title - 2017)

2017
- Dec. 6: Louisville 86, Siena 60
- Dec. 11: Louisville 102, Bryant 59
- Dec. 16: Louisville 81, Memphis 72
- Dec. 20: Louisville 70, Albany 68

Great Alaska Shootout
(Won 6, Lost 6; Won one title - 1982))

1978
- Nov. 24: Louisville 89, Penn State 58
- Nov. 25: Louisville 90, Lamar 68
- Nov.26: N. Carolina 72, Louisville 66

1982
- Nov. 26: Louisville 80, Florida 63
- Nov. 27: Louisville 58, Washington 47
- Nov. 28: Louisville 80, Vanderbilt 70

1986
- Nov. 28: Northeastern 88, UL 84 (OT)
- Nov. 29: Washington 69, Louisville 54
- Nov. 30: Texas 74, Louisville 70

1994
- Nov. 23: Louisville 90, Jackson St. 64
- Nov. 25: Brigham Young 75, Louisville 60
- Nov. 26: Villanova 82, Louisville 81

1999
- Nov. 25: Xavier 81, Louisville 79
- Nov. 26: Louisville 85, Georgia 62
- Nov. 27: Louisville 108, Alaska-Anch. 76

Hall Of Fame Showcase
(Won 4, Lost 0; Shared one title - 2009)

2009
- Nov. 17: Louisville 96, Arkansas 66
- Nov. 21: Louisville 69, East Tenn. 56
- Nov. 22: Louisville 90, Morgan St. 81
- Nov. 23: Louisville 80, Appalacian St. 53

Hall Of Fame Tipoff
(Won 3, Lost 1)

2013
- Nov. 12: Louisville 97, Hofstra 69
- Nov. 19: Louisville 87, Hartford 48
- Nov. 23: Louisville 71, Fairfield 57
- Nov. 24: North Carolina 93, Louisville 84

Holiday Festival
(Won 5, Lost 1; Won one title - 1971)

1967
- Dec. 26: Louisville 94, LaSalle 71
- Dec. 28: Columbia 74, Louisville 67
- Dec. 30: Louisville 81, Boston Col. 74

1971
- Dec. 27: Louisville 103, Syracuse 81
- Dec. 28: Louisville 126, St. Peter's 80
- Dec. 30: Louisville 96, Fordham 82

Hurricane Classic
(Won 2, Lost 0; Won one title - 1965)

1965
- Dec. 27: Louisville 54, Ga. Tech 48
- Dec. 28: Louisville 85, Miami 84 (OT)

Jim Thorpe Classic
(Won 2, Lost 0; Won one championship)

2001
- Dec. 7: Louisville 90, Wisc.-Milwaukee75
- Dec. 8: Louisville 84, Murray State 69

Kentucky Invitational
(Won 6, Lost 2; 3 appearances; One championship - 1954)

1953
- Dec. 28: Louisville 79, Villanova 65
- Dec. 29: Louisville 61, Xavier 56
- Dec. 30: Western Ky. 89, Louisville 71

1954
- Dec. 27: Louisville 108, Murray St. 83
- Dec. 28: Louisville 93, Eastern Ky. 77

1955
- Dec. 27: Louisville 103, Arizona 83
- Dec. 28: Western Ky. 86, Louisville 77
- Dec. 29: Louisville 99, Eastern Ky. 70

Las Vegas Invitational *(Won 3, Lost 1)*

2007
- Nov. 17: Louisville 104, Hartford 69
- Nov. 18: Louisville 84, Jackson St. 53
- Nov. 23: BYU 78, Louisville 76
- Nov. 24: Louisville 64, Old Dominon 53

Louisville Holiday Classic *(Won 11, Lost 3; Won four championships - 1974, '75, '76, '79)*

1973
- Dec. 27: Louisville 91, Eastern Ky. 75
- Dec. 28: Alabama 65, Louisvillle 55

1974
- Dec. 26: Louisville 107, Western Ky. 81
- Dec. 27: Louisville 79, Florida State 61

1975
- Dec. 26: Louisville 106, Kentucky St. 93
- Dec. 27: Louisville 102, Texas A & M 88

1976
- Dec. 28: Louisville 76, Rutgers 68
- Dec. 29: Louisville 69, Creighton 66 (2OT)

1977
- Dec. 28: Louisville 113, LaSalle 85
- Dec. 29: Georgia 73, Louisville 70 (OT)

1978
- Dec. 28: Louisville 70, Wisconsin 53
- Dec. 29: Miss. St. 80, Louisville 73

1979
- Dec. 13: Louisville 93, UNC Charlotte 76
- Dec. 14: Louisville 96, Western Ky. 74

Marques Maybin Classic
(Won 3, Lost 0; won one title - 2008)

2008
- Dec. 6: Louisville 83, Indiana St. 43
- Dec. 7: Louisville 91, Ohio Univ. 56
- Dec. 8: Louisville 78, Lamar 56

Maui Invitational *(Won 3, Lost 6)*

1989
- Nov. 24: Louisville 89, Chaminade 70
- Nov. 25: Missouri 82, Louisville 79
- Nov. 26: Louisville 83, VIllanova 69

2000
- Nov. 20: Maryland 95, Louisville 73
- Nov. 21: Louisville 86, UNLV 85 (OT)
- Nov. 22: Connecticut 83, Louisville 71

2004
- Nov. 22: Iowa 76, Louisville 71
- Nov. 23: Louisville 93, Chaminade 63
- Nov. 24: Louisville 82, Stanford 67

2022
- Nov. 21: Arkansas 80, Louisville 54
- Nov. 22: Texas Tech 70, Louisville 38
- Nov. 23: Cincinnati 81, Louisville 62

NABC Classic
(Won 3, Lost 0; won one title - 2006)

2006
- Dec. 8: Louisville 74, Ohio U. 71
- Dec. 9: Louisville 74, St. Joseph's 64
- Dec. 10: Louisville 76, Bellarmine 64

NAIB
(Won 2, Lost 0; Won one championship - 1948)

1948
- Dec. 17: Louisville 73, Marshall 64
- Dec. 18: Louisville 74, Beloit 67

NIT Season Tip-Off
(Won 4, Lost 5)

2018
- Nov 13: Louisville 104, Southern 54
- Nov. 16: Louisville 86, Vermont 78
- Nov. 21: Tennessee 92, Louisville 81
- Nov. 23: Marquette 77, Louisville 74 (OT)

(previously the Big Apple NIT)

1986
- Nov. 22: Louisville 81, Miami (Ohio) 65
- Nov. 24: Louisville 80, Tulsa 74
- Nov. 29 *(National Semifinals):* Kansas 83, Louisville 78
- Dec. 1 *(Consolation):* St. John's 86, Louisville 79

1988
- Nov. 18: Xavier 85, Louisville 83

Ohio Valley Conference Pre-Season Tournament
(Won 3, Lost 0; Won one title - 1945)

1945
- Nov. 23: Louisville 60, Indiana State 39
- Nov. 24: Louisville 55, Morehead St. 41
- Nov. 24: Louisville 51, Western Ky. 45

Quaker City Classic
(Won 3, Lost 0; Won one title - 1966)

1966
- Dec. 27: Louisville 98, Niagara 73
- Dec. 29: Louisville 75, Syracuse 71
- Dec. 30: Louisville 72, Princeton 63

Rainbow Classic
(Won 9, Lost 3; Won one title - 1993)

1972
- Dec. 27: Louisville 100, Fordham 73
- Dec. 29: Louisville 95, Hawaii 82
- Dec. 30: N. Carolina 89, Louisville 86

1979
- Dec. 28: Louisville 64, Princeton 53
- Dec. 29: Illinois 77, Louisville 64
- Dec. 30: Louisville 65, Nebraska 58

1987
- Dec. 28: Louisville 87, SMU 79
- Dec. 29: N.Carolina St. 80, Louisville 75
- Dec. 30: Louisville 86, Miss. State 62

1993
- Dec. 28: UL 76, UC Santa Barbara 53
- Dec. 29: Louisville 83, Florida 68
- Dec. 30: Louisville 85, Hawaii 79

San Juan/Puerto Rico Shootout
(Won 4, Lost 2)

1995
- Nov. 24: Louisville 90, American/P.R. 86
- Nov. 25: Louisville 83, Va C'wealth 74
- Nov. 26: Auburn 82, Louisville 78

1997
- Nov. 27: Louisville 75, Hofstra 66
- Nov. 28: Louisville 58, Illinois 57
- Nov. 29: Ga. Tech 73, Louisville 69

Sugar Bowl *(Won 2, Lost 2)*

1961
- Dec. 29: LSU 84, Louisville 70
- Dec. 30: Louisville 83, Maryland 64

1964
- Dec. 29: Louisville 77, Ga. Tech 71
- Dec. 30: Vanderbilt 80, Louisville 47

Suntory Ball - Tokyo, Japan *(Won 1, Lost 1)*

1981
- Dec. 17: Louisville 76, Pennsylvania 68
- Dec. 20: Oregon St. 62, Louisville 56

Wendy's Classic
(Won 3, Lost 1; Won one title - 1981)

1981
- Dec. 4: Louisville 55, Tulane 54
- Dec. 5: Louisville 71, Western Ky. 66

1984
- Dec. 7: La. Tech 73, Louisville 64
- Dec. 8: Louisville 76, St. Francis (Pa.) 63

Wade Houston Tipoff Classic
(Won 2, Lost 0)

2020
- Nov. 25: Louisville 79, Evansville 44
- Nov. 27: Louisville 71, Seton Hall 70

Winston Tire Classic *(Won 1, Lost 1)*

1980
- Dec. 25: N. Carolina 86, Louisville 64
- Dec. 30: Louisville 79, Southern Cal. 50

Record vs. All Conferences

The following is the University of Louisville's series history against schools in each of the nation's NCAA Division I conferences as the leagues are currently configured. The Cardinals have a series advantage over 31 of the nation's 32 Division I conferences (all but the Pac-12; 23-25 record). UofL has played at least two members of every Division I conference.

America East Conference

Opponent	First	Last	W	L
Albany	2017	2017	1	0
Binghamton	never faced			
Bryant	2017	2017	1	0
Hartford	2007	2015	3	0
Maine	never faced			
UMass Lowell	never faced			
Maryland Baltimore Co.	never faced			
New Hampshire	never faced			
NJIT				
Vermont	2018	2018	1	0
Total			**6**	**0**

American Athletic Conference

UAB	1982	2008	12	4
Charlotte	1979	2009	16	16
East Carolina	2002	2005	6	1
Florida Atlantic	never faced			
Memphis	1949	2017	54	36
North Texas	1965	1975	18	3
Rice	never faced			
USF	1985	2014	29	4
Southern Methodist	1967	2014	8	2
Temple	1952	2014	3	4
Texas San Antonio	never faced			
Tulane	1977	2005	37	6
Tulsa	1965	1996	23	5
Wichita State	1962	2016	21	5
Total			**227**	**86**

Atlantic 10 Conference

Davidson	1959	2012	2	0
Dayton	1948	2007	39	27
Duquesne	1948	1956	2	2
Fordham	1959	1972	4	0
George Mason	1990	2017	4	0
George Washington	never faced			
LaSalle	1948	1986	7	2
Loyola-Chicago	1952	2000	4	2
Massachusetts	1995	2006	1	3
Rhode Island	1977	1977	1	0
Richmond	2005	2005	1	0
St. Bonaventure	1961	1961	0	1
Saint Louis	1928	2015	47	20
St. Joseph's (Pa.)	1956	2006	2	0
VCU	1976	1999	10	5
Total			**124**	**62**

Atlantic Coast Conference

Boston College	1966	2023	10	6
Clemson	1973	2023	8	6
Duke	1958	2023	9	13
Florida State	1968	2023	34	18
Georgia Tech	1950	2023	26	15
Miami (Fla.)	1951	2023	13	8
North Carolina	1929	2023	7	19
North Carolina State	1949	2022	14	12
Notre Dame	1952	2023	26	18
Pittsburgh	1947	2023	21	9
Syracuse	1964	2023	19	12
Virginia	1924	2023	5	22
Virginia Tech	1979	2023	36	10
Wake Forest	1958	2023	9	4
Total			**237**	**172**

Atlantic Sun Conference

Austin Peay	1988	2008	6	0
Bellarmine	1960	2022	12	1
Central Arkansas	2018	2018	1	0
Eastern Kentucky	1919	2019	53	22
Florida Gulf Coast	never faced			
Jacksonville	never faced			
Kennesaw State	2015	2015	1	0
Lipscomb	1936	2022	2	1
NJIT	never faced			
North Alabama	never faced			
North Florida	2015	2015	1	0
Stetson	1953	2009	5	1
Total			**81**	**25**

Big 12 Conference

Baylor	2016	2016	0	1
Brigham Young	1960	2007	2	2
Central Florida	1999	2014	3	0
Cincinnati	1921	2022	56	44
Houston	1968	2014	16	5
Iowa State	never faced			
Kansas	1959	1993	5	6
Kansas State	1968	1981	4	1
Oklahoma	1970	2008	1	3
Oklahoma State	1980	1993	3	1
Texas	1961	1997	4	1
TCU	2002	2005	5	1
Texas Tech	2019	2022	0	2
West Virginia	1959	2012	9	4
Total			**108**	**71**

Big East Conference

Butler	1921	2011	6	5
Connecticut	2000	2014	11	6
Creighton	1974	1999	1	2
DePaul	1957	2021	38	22
Georgetown (Univ.)	1948	2013	4	9
Marquette	1951	2018	42	27
Providence	1971	2013	12	6
St. John's	1978	2013	11	4
Seton Hall	1948	2020	15	6
Villanova	1950	2013	10	9
Xavier	1926	2004	25	17
Total			**175**	**113**

Big Sky Conference

Eastern Washington	never faced			
Idaho	1978	1990	2	0
Idaho State	1976	1976	2	0
Montana	never faced			
Montana State	1996	1996	1	0
Northern Arizona	never faced			
Northern Colorado	never faced			
Portland State	never faced			
Sacramento State	2007	2007	1	0
Weber State	never faced			
Total			**6**	**0**

Big South Conference

Charleston Southern	never faced			
Gardner-Webb	2010	2010	1	0
High Point	never faced			
Longwood	never faced			
UNC Asheville	2006	2006	1	0
Presbyterian	never faced			
Radford	2009	2009	1	0
South Carolina Upstate	2019	2019	1	0
Winthrop	never faced			
Total			**4**	**0**

Big Ten Conference

Illinois	1979	2005	2	3
Indiana	1921	2018	9	11
Iowa	1980	2004	2	2
Maryland	1961	2022	6	3
Michigan	1977	2019	4	1
Michigan State	1959	2021	6	6
Minnesota	1978	2019	3	4
Nebraska	1946	1979	2	0
Northwestern	1958	1967	0	2
Ohio State	1953	2014	5	4
Penn State	1978	1978	1	0
Purdue	1945	2017	6	12
Rutgers	1975	2014	14	1
Wisconsin	1978	2010	1	1
Total			**61**	**50**

Big West Conference

CSU Bakersfield	never faced			
UC Davis	2006	2006	1	0
UC Irvine	2015	2015	1	0
Cal Poly	1975	1975	1	0
UC Riverside	1969	1969	1	0
UC San Diego	never faced			
UC Santa Barbara	1993	1993	1	0
Cal State Northridge	2014	2014	1	0
Cal State Fullerton	never faced			
Hawai'i	1972	2000	3	0
Long Beach State	2011	2016	3	0
Total			**12**	**0**

Colonial Athletic Conference

Campbell	never faced			
College of Charleston	2005	2013	4	0
Delaware	1993	1993	1	0
Drexel	1986	2010	1	1
Elon	never faced			
Hampton	never faced			
Hofstra	1997	2013	2	0
Monmouth	never faced			
UNC Wilmington	2014	2014	1	0
North Carolina A&T	2004	2013	2	0
Northeastern	1986	2006	1	1
Stony Brook	never faced			
Towson	1995	1998	2	1
William & Mary	1950	2016	3	0
Total			**17**	**3**

Conference USA

Florida International	2010	2014	4	0
Jacksonville State	2014	2017	2	0
Liberty	never faced			
Louisiana Tech	1930	1999	1	2
Middle Tennessee	1982	2018	3	0
New Mexico State	1973	2007	4	1
Sam Houston State	never faced			
UTEP	never faced			
Western Kentucky	1926	2022	43	40
Total			**56**	**43**

Horizon League

Cleveland State	1982	2014	5	0
Detroit	1956	2021	7	1
Green Bay	never faced			
IUPUI	2004	2011	2	0
Milwaukee	2001	2001	1	0
Northern Kentucky	2018	2018	1	0
Oakland	never faced			
Purdue Fort Wayne	never faced			
Robert Morris	1977	2018	2	0
Wright State	1924	2022	3	2
Youngstown State	2019	2019	1	0
Total			**22**	**3**

Ivy League

Brown	never faced			
Columbia	1967	1967	0	1
Cornell	2013	2013	1	0
Dartmouth	never faced			
Harvard	never faced			
Pennsylvania	1981	1981	1	0
Princeton	1966	1979	3	0
Yale	never faced			
Total			**5**	**1**

Metro Atlantic Athletic Conference

Canisius	1953	1956	3	1
Fairfield	2013	2013	1	0
Iona	1957	2007	5	1
Manhattan	1951	2014	7	2
Marist	never faced			
Mt. St. Mary's	never faced			
Niagara	1966	1966	1	0
Quinnipiac	never faced			
Rider	never faced			
Siena	1953	2017	2	1
St. Peter's	1971	1971	1	0
Total			**20**	**5**

Mid-American Conference

Akron	2005	2019	2	0
Ball State	1978	1990	1	1
Bowling Green	never faced			
Buffalo	never faced			
Central Michigan	never faced			
Eastern Michigan	2015	2015	1	0
Kent State	1951	2018	2	0
Miami (Ohio)	1960	2019	5	0
Northern Illinois	never faced			
Ohio	1947	2011	10	3
Toledo	1951	2003	7	1
Western Michigan	never faced			
Total			**28**	**5**

Mid-Eastern Athletic Conference

Coppin State	2001	2001	1	0
Delaware State	2006	2006	1	0
Howard	1991	1994	2	0
Maryland Eastern Shore	never faced			
Morgan State	1998	2010	3	0
Norfolk State	never faced			
North Carolina Central	2019	2019	1	0
South Carolina State	never faced			
Total			**8**	**0**

Missouri Valley Conference

Belmont	never faced			
Bradley	1938	1986	27	9
Drake	1965	1976	19	7
Evansville	1924	2020	14	13
Illinois Chicago	never faced			
Illinois State	1974	2012	2	0
Indiana State	1945	2019	7	1
Missouri State	2006	2013	2	0
Murray State	1933	2004	22	7
Northern Iowa	2012	2015	2	0
Southern Illinois	1964	2017	5	2
Valparaiso	1924	1956	1	1
Total			**101**	**40**

Mountain West Conference

Air Force	2002	2002	1	0
Boise State	1994	2008	2	0
Colorado State	2013	2013	1	0
Fresno State	never faced			
Nevada	1987	1987	1	0
UNLV	1977	2010	6	5
New Mexico	1989	2012	3	0
San Diego State	never faced			
San Jose State	never faced			
Utah State	never faced			
Wyoming	1986	1993	4	0
Total			**18**	**5**

Northeast Conference

Central Connecticut St.	never faced			
Fairleigh Dickinson	1986	2011	3	0
Le Moyne				
LIU Brooklyn	1977	1977	1	0
Merrimack	never faced			
Sacred Heart	never faced			
St. Francis Brooklyn	1954	2015	1	1
St. Francis (Pa.)	1964	2017	3	0
Stonehill College	never faced			
Wagner	never faced			
Total			**9**	**1**

Ohio Valley Conference

Arkansas Little Rock	1989	1989	1	0
Eastern Illinois	never faced			
Lindenwood	never faced			
Morehead State	1932	2011	31	12
Southeast Missouri	1997	1997	1	0
SIU Edwardsville	never faced			
Southern Indiana	never faced			
Tennessee Martin	2005	2011	2	0
Tennessee State	1981	2005	5	0
Tennessee Tech	2001	2001	1	0
Western Illinois	never faced			
Total			**41**	**12**

Pac-12 Conference

Arizona	1948	2009	3	2
Arizona State	1992	1993	2	0
UCLA	1972	1999	7	15
California (Berkeley)	2010	2010	0	1
Colorado	1996	1996	1	0
Oregon	1954	2013	2	2
Oregon State	1981	1988	1	1
Stanford	2004	2007	2	0
Southern California	1980	1980	1	0
Utah	1972	2001	2	3
Washington	1982	2005	2	1
Washington State	never faced			
Total			**23**	**25**

Patriot League

American	1973	1973	1	0
Army	1957	1965	2	0
Boston Univ.	never faced			
Bucknell	never faced			
Colgate	never faced			
Holy Cross	2003	2003	1	0
Lafayette	2004	2004	1	0
Lehigh	never faced			
Loyola (Md.)	never faced			
Navy	1972	2021	2	0
Total			**7**	**0**

Southeastern Conference

Alabama	1957	2000	6	3
Arkansas	1979	2022	4	4
Auburn	1986	1995	1	1
Florida	1969	2012	8	1
Georgia	1977	1999	1	1
Kentucky	1913	2022	17	39
LSU	1948	1996	8	1
Mississippi	1997	2008	1	2
Mississippi State	1950	2021	4	2
Missouri	1981	2012	2	2
South Carolina	1963	2006	13	5
Tennessee	1913	2008	12	8
Texas A&M	1975	2007	2	1
Vanderbilt	1929	2011	9	7
Total			**88**	**77**

Southern Conference

Tenn. Chattanooga	1921	2010	5	5
East Tennessee State	2009	2009	1	0
Furman	1959	2021	4	1
Mercer	1925	1925	1	0
UNC Greensboro	2020	2020	1	0
Samford	2012	2015	2	0
The Citadel	never faced			
VMI	2003	2003	1	0
Western Carolina	1994	2009	1	1
Wofford	never faced			
Total			**16**	**7**

Southland Conference

Houston Christian	never faced			
Incarnate Word	never faced			
Lamar	1978	2011	4	0
McNeese State	never faced			
New Orleans	never faced			
Nicholls State	2018	2018	1	0
Northwestern State	2006	2006	1	0
Southeastern Louisiana	2021	2021	1	0
Tx. A&M Commerce	never faced			
Tx. A&M Corpus Christi	never faced			
Total			**7**	**0**

Southwestern Conference

Alabama A&M	never faced			
Alabama State	never faced			
Alcorn State	1985	1985	1	0
Arkansas Pine Bluff	never faced			
Bethune-Cookman	never faced			
Florida A&M	2022	2022	1	0
Grambling State	never faced			
Jackson State	1994	2010	3	0
Mississippi Valley St.	never faced			
Prairie View A & M	1990	2022	4	0
Southern	2018	2021	2	0
Texas Southern	2016	2016	1	0
Total			**12**	**0**

Summit League

Denver	1949	1950	1	1
Fort Wayne	never faced			
Kansas City	2012	2015	3	0
North Dakota	1948	1948	1	0
North Dakota State	never faced			
Omaha	2017	2017	1	0
Oral Roberts	1974	2009	2	1
South Dakota	1948	1948	1	0
South Dakota State	never faced			
St. Thomas	never faced			
Total			**9**	**2**

Sun Belt Conference

Appalachian State	2009	2022	1	1
Arkansas State	1948	2011	3	0
Coastal Carolina	never faced			
Georgia Southern	never faced			
Georgia State	never faced			
James Madison	never faced			
Louisiana	1966	2013	9	0
Louisiana Monroe	1977	1977	1	0
Marshall	1941	2014	11	5
Old Dominion	2007	2016	2	0
South Alabama	1979	2010	11	1
Southern Mississippi	1953	2013	31	11
Texas State	never faced			
Troy	never faced			
Total			**69**	**18**

West Coast Conference

Gonzaga	2000	2000	0	1
Loyola Marymount	1949	1950	1	1
Pacific	1954	1954	1	0
Pepperdine	1950	1950	0	1
Portland	never faced			
St. Mary's	never faced			
San Diego	never faced			
San Francisco	1957	2010	3	1
Santa Clara	1982	1985	2	0
Total			**7**	**4**

Western Athletic Conference

Abilene Christian	never faced			
California Baptist	never faced			
Grand Canyon	2015	2017	3	0
Seattle	never faced			
Southern Utah	never faced			
Stephen F. Austin	never faced			
Tarleton	never faced			
UT Arlington	never faced			
UT Rio Grand Valley	never faced			
Utah Tech	never faced			
Utah Valley	2015	2015	1	0
Total			**4**	**0**

Independent

Chicago State	2005	2005	1	0

UofL in the AP Poll

Louisville Week-by-Week Rankings in the Associated Press National Poll

2022-23 unranked

2021-22 unranked

Year	PS	N30	D7	D14	D21	D28	J4	J11	J18	J25	J13	F1	F8	F15	F22	M1	M8	M15			
2020-21	-	-	25	23	-	-	-	16	-	25	-	-	-	-	-	-	-	-			
	PS	N11	N18	N25	D2	D9	D16	D23	D30	J6	J13	J20	J27	F3	F10	F17	F24	M2	M9	M18	
2019-20	5	4	2	2	1	1	3	3	7	13	11	6	6	5	5	11	11	10	15	14	
	PS	N12	N19	N26	D3	D10	D17	D24	D31	J7	J14	J21	J28	F4	F11	F18	F25	M4	M11	M18	
2018-19	-	-	-	-	-	-	-	-	-	-	-	23	15	16	16	18	-	-	-	-	
	PS	N13	N20	N27	D4	D11	D18	D26	J8	J15	J22	J29	F5	F12	F19	F26	M5	M12			
2017-18	16	18	19	17	-	-	-	-	-	-	-	-	-	-	-	-	-	-			
	PS	N14	N21	N28	D5	D12	D19	D26	J2	J9	J16	J23	J30	F6	F13	F20	F27	M6	M13		
2016-17	13	12	10	14	11	11	10	6	9	14	12	13	6	4	8	7	8	10	10		
	PS	N16	N23	N30	D7	D14	D21	D28	J4	J11	J18	J25	F1	F8	F15	F22	F29	M7	M14		
2015-16	-	-	-	24	22	19	16	18	16	21	17	16	19	13	18	11	11	14	16		
	PS	N17	N24	D1	D8	D15	D22	D29	J5	J12	J19	J26	F2	F9	F16	F23	M2	M9	M16		
2014-15	8	7	6	5	4	4	4	5	5	6	10	10	9	9	12	17	16	14	17		
	PS	N11	N18	N22	D2	D9	D16	D23	D30	J6	J13	J20	J27	F3	F10	F17	F24	M3	M10	M17	
2013-14	3	3	3	9	7	6	6	6	14	12	18	12	12	14	13	11	7	11	5	5	
	PS	N12	N19	N26	D3	D10	D17	D24	D31	J7	J14	J21	J28	F4	F11	F18	F25	M4	M11	M18	
2012-13	2	2	2	5	5	6	5	4	4	3	1	5	12	11	12	10	10	8	4	2	
	PS	N14	N21	N28	D5	D12	D19	D26	J2	J9	J16	J23	J30	F6	F13	F20	F27	M5	M12		
2011-12	9	8	7	6	5	4	4	4	11	14	23	-	-	24	19	17	19	-	17		
	PS	N15	N22	N29	D6	D13	D20	D27	J3	J10	J17	J24	J31	F7	F14	F21	F28	M7	M14		
2010-11	-	-	-	-	24	20	-	22	-	18	19	23	15	16	16	16	11	14	14		
	PS	N16	N23	N30	D7	D14	D21	D28	J3	J11	J18	J25	F1	F8	F15	F22	M1	M8	M15		
2009-10	19	20	16	20	-	-	-	-	-	-	-	-	-	-	-	-	-	-	-		
	PS	N17	N24	D1	D8	D15	D22	D29	J5	J12	J19	J26	F2	F9	F16	F23	M2	M9	M16		
2008-09	3	3	3	11	9	9	19	18	23	20	9	7	5	5	7	6	6	5	1		
	PS	N12	N19	N26	D3	D10	D17	D24	D31	J7	J14	J21	J28	F4	F11	F18	F25	M3	M10	M17	
2007-08	6	6	6	12	14	22	-	-	-	-	-	-	-	-	23	18	13	12	13	13	
	PS	N13	N20	N27	D4	D11	D18	D25	J1	J8	J15	J22	J29	F5	F12	F19	F26	M5	M12		
2006-07	-	-	-	-	-	-	-	-	-	-	-	-	-	-	-	20	16	12	16		
	PS	N15	N21	N28	D5	D12	D19	D26	J2	J9	J16	J23	J30	F6	F13	F20	F27	M6	M13		
2005-06	7	7	6	7	5	4	11	10	9	10	17	22	-	-	-	-	-	-	-		
	PS	N22	N29	D6	D13	D20	D27	J3	J10	J17	J24	J31	F7	F14	F21	F28	M7	M14			
2004-05	14	12	17	13	13	18	19	17	19	14	12	9	9	12	11	9	6	4	-		
	PS	N17	N24	D1	D8	D15	D22	D29	J5	J12	J19	J26	F2	F9	F16	F23	M1	M8	M15		
2003-04	16	17	17	-	-	20	20	11	10	8	5	4	6	9	10	21	25	-	-		
	PS	N18	N25	D2	D9	D16	D23	D30	J6	J13	J20	J27	F3	F10	F17	F24	M3	M10	M17		
2002-03	-	-	-	-	-	-	-	24	19	15	9	8	5	2	4	11	15	20	14		
	PS	N19	N26	D3	D10	D17	D24	D31	J7	J14	J21	J28	F4	F11	F18	F25	M6	M12			
2001-02	-	-	-	-	-	-	-	-	-	-	-	-	-	-	-	-	-	-	-		
	PS	N18	N25	D2	D9	D16	D23	D30	J6	J13	J20	J27	F3	F10	F17	F24	M3	M10	M17		
2000-01	-	-	-	-	-	-	-	-	-	-	-	-	-	-	-	-	-	-	-		
	PS	N15	N22	N29	D6	D13	D20	D27	J3	J10	J17	J24	J31	F7	F14	F21	F28	M7	M14		
1999-00	-	-	-	-	-	-	-	-	-	25	-	-	-	-	-	-	-	-	-		
	PS	N17	N24	D1	D8	D15	D22	D29	J5	J12	J19	J26	F2	F9	F16	F23	M2	M9			
1998-99	-	-	-	-	-	-	-	-	-	-	24	-	-	-	-	-	-	-			
	PS	N16	N23	D1	D8	D15	D22	D29	J4	J11	J18	J25	F2	F9	F16	F23	M1	M6			
1997-98	25	22	19	-	-	-	-	-	-	-	-	-	-	-	-	-	-	-			
	PS	N19	N25	D2	D9	D16	D23	D30	J6	J13	J20	J27	F3	F10	F17	F24	M3	M10			
1996-97	-	-	-	-	22	18	16	14	14	10	6	9	11	17	15	17	20	25			
	PS	N20	N27	D4	D11	D18	D25	J2	J9	J16	J22	J29	F5	F12	F19	F26	M4	M11			
1995-96	12	13	18	23	20	25	00	00	00	00	00	00	20	24	21	21	22	24			
	PS	N21	N28	D5	D12	D19	1D26	J2	J9	J16	J23	J30	F6	F13	F20	F27	M6	M13			
1994-95	—	—	—	—	—	—	—	—	—	—	—	—	—	—	—	—	—	—			
	PS	N22	N29	D6	D13	D20	D27	J3	J10	J17	J24	J31	F7	F14	F21	F28	M7	M14			
1993-94	7	7	11	10	10	11	11	11	15	13	12	9	7	5	13	10	14	10			
	PS	N23	N30	D7	D14	D21	D28	J4	J11	J18	J25	F1	F8	F15	F22	M1	M8	M15			
1992-93	13	12	12	9	21	—	—	—	—	—	—	—	—	22	—	22	16	15			
	PS	N25	D2	D9	D16	D23	D30	J6	J13	J20	J27	F3	F10	F17	F24	M2	M9	M16			
1991-92	25	—	—	—	25	21	24	—	25	20	24	—	—	—	—	—	—	—			
	PS	N27	D4	D11	D18	D25	J1	J8	J15	J22	J29	F5	F12	F19	F26	M5	M12				
1990-91	23	25	—	—	—	—	—	—	—	—	—	—	—	—	—	—	—				
	PS	N27	D5	D12	D19	D26	J2	J9	J16	J23	J30	F6	F13	F20	F27	M6	M13				
1989-90	12	13	11	10	9	8	8	11	10	4	10	15	18	16	21	18	16				
	PS	N22	N29	D6	D13	D20	D27	J3	J10	J17	J24	J31	F7	F14	F21	F28	M7	M14			
1988-89	4	12	13	15	15	14	14	13	9	4	3	7	4	10	8	14	16	12			
	PS	D1	D8	D15	D22	D29	J5	J12	J19	J26	F2	F9	F16	F23	M1	M8	M15				
1987-88	13	14	—	—	—	20	—	—	—	—	—	—	—	—	—	—	—				
	PS	D2	D9	D16	D23	D30	J6	J13	J20	J27	F3	F10	F17	F24	M3	M10					
1986-87	2	—	—	—	—	—	—	—	—	—	—	—	—	—	—	—					
	PS	N26	D3	D10	D17	D24	D31	J7	J14	J21	J28	F4	F11	F18	F25	M4	M11				
1985-86	9	9	16	15	16	15	18	17	18	13	18	16	19	16	13	11	7				
	PS	N27	D4	D11	D18	D25	J1	J8	J15	J22	J29	F5	F12	F19	F26	M5	M12				
1984-85	17	6	6	14	12	20	—	—	—	—	—	—	—	—	—	—	—				
	PS	N29	D6	D13	D20	D27	J3	J10	J17	J24	J31	F7	F14	F21	F28	M7	M14				
1983-84	6	—	—	16	10	14	—	—	—	14	17	15	—	—	—	18	—				
	PS	N30	D7	D14	D21	D28	J4	J11	J18	J25	F1	F8	F15	F22	M1	M8	M15				
1982-83	8	7	13	12	14	13	13	9	9	8	12	11	9	5	3	3	2				
	PS	D1	D8	D15	D22	D29	J5	J12	J19	J26	F2	F9	F16	F23	M2	M9					
1981-82	4	3	3	3	8	14	12	17	17	—	—	—	—	—	—	20					
	PS	D2	D9	D16	D23	D30	J6	J13	J20	J27	F3	F10	F17	F24	M3	M10					
1980-81	3	8	—	20	—	—	—	—	—	—	—	—	—	20	17	12					
	PS	D4	D11	D18	D25	J1	J8	J15	J22	J29	F5	F12	F19	F26	M4						
1979-80	10	14	12	11	12	15	11	7	7	7	3	3	2	4	2						
	PS	N27	D5	D12	D19	D26	J2	J9	J16	J23	J30	F6	F13	F20	F27	M6	M13				
1978-79	4	5	7	4	12	10	16	12	7	5	6	5	9	13	13	18	13				
	PS	N29	D6	D13	D20	D27	J3	J10	J17	J24	J31	F7	F14	F21	F28	M6	M13				
1977-78	10	9	16	10	8	7	10	9	9	12	9	9	9	20	20	12	9				
	PS	N30	D7	D14	D21	D28	J4	J11	J18	J25	F1	F8	F15	F22	M1	M8	M15				
1976-77	9	7	14	17	13	14	14	13	12	11	9	6	8	10	10	14	19				
	PS	D2	D9	D16	D23	D30	J6	J13	J20	J27	F3	F10	F17	F24	M2	M9	M16				
1975-76	8	6	6	10	11	11	16	—	—	—	—	—	19	—	—	—	—				
	PS	D3	D10	D17	D24	D31	J7	J14	J21	J28	F4	F11	F18	F25	M4	M11	M18	M25	Final		
1974-75	8	6	4	4	4	4	3	3	2	3	3	6	6	3	3	3	3	4	4		
	PS	D4	D11	D18	D25	J2	J8	J15	J22	J29	F5	F12	F19	F26	M5	M12	M19	Final			
1973-74	9	9	9	8	8	13	11	16	14	15	15	18	20	20	18	16	—	—			
	PS	D5	D12	D19	D26	J2	J9	J16	J23	J30	F6	F13	F20	F27	M6	M13					
1972-73	20	—	—	—	—	—	20	20	—	—	—	—	—	—	—	—					
	PS	D7	D14	D21	D28	J4	J11	J18	J25	F1	F8	F15	F22	F29	M7	M14					
1971-72	9	16	17	19	15	7	5	6	4	3	4	4	3	2	4	4					
	PS	D8	D15	D22	D29	J5	J12	J19	J26	F2	F9	F16	F23	M2	M9	M16					
1970-71	—	20	—	—	17	13	16	—	—	—	—	19	15	—	—	—					
	PS	D9	D16	D23	D30	J6	J13	J20	J27	F3	F10	F17	F24	M3	M10						
1969-70	15	11	14	14	—	20	18	18	—	—	—	19	—	—	—						
	PS	D3	D10	D17	D24	D31	J7	J14	J21	J28	F4	F11	F18	F25	M4						
1968-69	—	—	—	19	14	14	14	—	—	—	—	20	13	11	15						
	PS	D5	D12	D19	D26	J2	J9	J16	J23	J30	F6	F13	F20	F27	M5	M12					
1967-68	3	3	5	—	—	—	—	—	—	—	—	—	—	9	9	9					
	PS	D6	D13	D20	D27	J3	J10	J17	J24	J31	F7	F14	F21	F28	M7						
1966-67	5	4	3	2	2	2	2	2	4	3	3	2	2	2	2						
	PS	D7	D14	D21	D28	J4	J11	J18	J25	F1	F8	F15	F22	M1	M8						
1965-66	—	—	—	—	—	—	—	—	—	—	—	—	—	—	—						
	PS	D8	D15	D22	D29	J5	J12	J19	J26	F2	F9	F16	F23	M2	M9						
1964-65	—	—	—	—	—	—	—	—	—	—	—	—	—	—	—						
	PS	D10	D17	D24	D31	J7	J14	J21	J28	F4	F11	F18	F25	M3	M10						
1963-64	—	—	—	—	—	—	—	—	—	—	—	—	—	—	—						
	PS	D4	D11	D18	D25	J1	J8	J15	J22	J29	F5	F12	F19	F26	M5	M12					
1962-63	—	—	—	—	—	—	—	—	—	—	—	—	—	—	—	—					
	PS	D19	D26	J2	J9	J16	J23	J30	F6	F13	F20	F27	M6	M13							
1961-62	—	—	—	—	—	—	—	—	—	—	—	—	—	—							
	D13	D20	D27	J3	J10	J17	J24	J31	F7	F14	F21	F28	M7								
1960-61	9	5	5	4	4	5	8	8	10	—	—	—	—								
	D22	D29	J5	J12	J19	J26	F2	F9	F16	F23	M1	M8									
1959-60	—	—	—	—	—	—	—	—	—	—	—	—									
	D9	D16	D23	D30	J6	J13	J20	J27	F3	F10	F17	F24	M2	M9							
1958-59	—	—	—	—	—	—	—	17	—	—	—	—	—	—							
	D10	D17	D24	D31	J7	J14	J21	J28	F4	F11	F18	F25	M4	M11							
1957-58	—	—	—	—	—	—	—	—	—	—	—	—	—	—							
	D11	D18	D25	J1	J8	J15	J22	J29	F5	F12	F19	F26	M5	M12							
1956-57	4	6	8	6	5	5	4	3	6	8	7	8	6	6							
	D6	D13	D20	D27	J3	J10	J17	J24	J31	F7	F14	F21	F28	M6							
1955-56	—	—	—	11	—	13	10	9	5	5	4	3	6	6							
	D7	D14	D21	D28	J4	J11	J18	J25	F1	F8	F15	F22	M1	M8							
1954-55	—	12	14	13	16	20	—	—	—	—	—	—	—	—							
	D8	D15	D22	D29	J5	J12	J19	J26	F2	F9	F16	F23	M2	M9	Final						
1953-54	—	—	—	—	—	—	—	—	20	—	—	—	20	—	—						
	D16	D23	D30	J6	J13	J20	J27	F3	F10	F17	F24	M3	M10	Final							
1952-53	—	—	—	—	—	—	—	—	17	16	18	14	14	—							
	D11	D18	D26	J2	J8	J15	J22	J29	F5	F12	F19	F26	M4								
1951-52	17	—	—	—	15	13	14	12	13	15	15	13	17								
	D19	D26	J3	J9	J16	J23	J30	F6	F13	F20	F27	M7									
1950-51	—	—	—	—	—	—	—	17	14	—	—	—									
	J5	J10	J17	J24	J30	F7	F14	F21	F28	M7											
1949-50	—	—	19	—	15	13	—	—	—	—											

1948-49 unranked

Most Times Ranked in Poll

1.	Kentucky	949
2.	North Carolina	936
3.	Duke	872
4.	Kansas	839
5.	UCLA	737
6.	**Louisville**	**656**
7.	Arizona	586
8.	Indiana	576
9.	Syracuse	550
t10.	Mich. St./Illinois	490

Louisville in the AP Poll

Times Ranked	656
Ranked #1	4
Ranked in Top 5	136
Ranked in Top 10	302
Ranked in Preseason	41

Year-by-Year Results

1911-12 (WON 0, LOST 3)
COACH: William Gardiner
CAPTAIN: Game Captains

Date	Site	UL	OPP
Jan. 27	**Louisville YMCA (H)**	**3**	**35**
Feb. 28	**Moores Hill (H)**	**13**	**28**
Mar. 8	**Moores Hill (A)**	**7**	**51**
		23	114

1912-13 (WON 2, LOST 3)
COACH: No Coach
CAPTAIN: Clarence Rodgers

Date	Site	UL	OPP
Jan. 31	**Louisville YMCA (A)**	**18**	**25**
Feb. 7	New Albany YMCA (H)	24	20
Feb. 15	**Kentucky (A)**	**10**	**34**
Feb. 19	**Tennessee (H)**	**16**	**24**
Feb. 28	Moores Hill (H)	36	24
		104	127

1913-14 (WON 2, LOST 6)
COACH: No Coach
CAPTAIN: C.N. Caldwell

Date	Site	UL	OPP
Jan. 17	**Wabash (H)**	**17**	**27**
Jan. 20	**Franklin (A)**	**19**	**25**
Jan. 24	**Rose Poly (A)**	**24**	**31**
Jan. 31	Franklin (H)	12	9
Feb. 7	**Kentucky (A)**	**17**	**22**
Feb. 14	**Tennessee (H)**	**17**	**32**
Feb. 21	Rose Poly (H)	29	18
Mar. 3	**Kentucky (H)**	**13**	**26**
		148	190

1914-15 (WON 4, LOST 5)
COACH: No Coach
CAPTAIN: Clarence Rodgers

Date	Site	UL	OPP
Jan. 16	Rose Poly (A)	35	28
Jan. 20	**Franklin (A)**	**20**	**24**
Jan. 23	**Kentucky (A)**	**14**	**18**
Feb. 4	Translyvania (H)	21	16
Feb. 6	Rose Poly (H)	36	21
Feb. 19	**Tennessee (H)**	**27**	**30**
Feb. 20	**Tennessee (H)**	**15**	**20**
Feb. 27	Kentucky (H)	26	15
Mar. 6	**Franklin (H)**	**19**	**21**
		213	193

1915-16 (WON 8, LOST 3)
COACH: Ed Bowman
CAPTAIN: Edwin Kornfeld

Date	Site	UL	OPP
Jan. 12	**Rose Poly (A)**	**32**	**42**
Jan. 15	Transylvania (A)	29	27
Jan. 21	Georgetown Col. (A)	33	28
Feb. 1	Centre (H)	28	21
Feb. 8	Rose Poly (H)	37	25
Feb. 12	Kentucky (A)	26	22
Feb. 17	Georgetown Col. (H)	41	22
Feb. 22	**Kentucky (H)**	**24**	**32**
Feb. 24	**Tennessee (H)**	**20**	**25**
Feb. 28	Transylvania (H)	46	18
Mar. 2	Centre (A)	53	15
		369	277

1916-17 (No Team)

1917-18 (WON 3, LOST 4)
COACH: Ed Bowman
CAPTAIN: Sam Morgan

Date	Site	UL	OPP
Jan. 28	**Centre (H)**	**9**	**30**
Feb. 2	**Rose Poly (A)**	**9**	**34**
Feb. 9	Georgetown Col. (H)	37	27
Feb. 16	**Centre (A)**	**20**	**65**
Feb. 23	Rose Poly (H)	28	26
Feb. 27	Louisville YMHA (A)	34	25
Mar. 2	**Georgetown Col. (A)**	**16**	**26**
		153	233

1918-19 (WON 7, LOST 4)
COACH: Earl Ford and Jim Parks
CAPTAIN: Sam Morgan

Date	Site	UL	OPP
Jan. 25	**Transylvania (H)**	**14**	**25**
Feb. 1	Hanover(H)	30	8
Feb. 15	Ky. Wesleyan (H)	53	15
Feb. 18	**New Albany YMCA (A)**	**21**	**31**
Feb. 22	Eastern Kentucky (A)	21	13
Feb. 28	Transylvania (A)	34	28
Mar. 1	Ky. Wesleyan (A)	25	14
Mar. 4	New Albany YMCA (H)	37	17
Mar. 8	Eastern Kentucky (H)	46	15
Mar. 12	**Centre(A)**	**19**	**55**
Mar. 15	**Centre (H)**	**19**	**62**
		319	283

1919-20 (WON 6, LOST 5)
COACH: Tuley Brucker
CAPTAIN: Don Butler

Date	Site	UL	OPP
Jan. 17	Vanderbilt Training School (H)	57	26
Jan. 24	Bethel (Ky.) (A)	25	20
Jan. 30	**Cumberland (OT) (A)**	**38**	**40**
Jan. 31	Eastern Kentucky (A)	60	20
Feb. 7	**Ky. Wesleyan (H)**	**21**	**46**
Feb. 14	Eastern Kentucky (H)	43	24
Feb. 18	**Centre (H)**	**7**	**61**
Feb. 21	**Berea (A)**	**19**	**26**
Feb. 28	Bethel (Ky.) (H)	25	18
Mar. 5	**Transylvania (A)**	**20**	**48**
Mar. 13	Transylvania (H)	28	26
		343	355

1920-21 (WON 3, LOST 8)
COACH: Jimmie Powers
CAPTAIN: G.C. Herzer

Date	Site	UL	OPP
Jan. 7	**Cincinnati (A)**	**16**	**36**
Jan. 8	**Cincinnati Gym (A)**	**12**	**29**
Jan. 15	**Centre (H)**	**20**	**34**
Jan. 22	**Chattanooga (H)**	**28**	**33**
Feb. 1	**Butler (H)**	**24**	**62**
Feb. 4	**Indiana (A)**	**17**	**34**
Feb. 8	**Transylvania (A)**	**15**	**29**
Feb. 11	Cumberland (H)	35	20
Feb. 18	Georgetown Col. (H)	30	29
Feb. 26	Transylvania (H)	24	20
Mar. 1	**Louisville YMHA (A)**	**30**	**41**
		251	367

1921-22 (WON 1, LOST 13)
COACH: Dr. J.T. O'Rourke
CAPTAIN: Horace Carter

Date	Site	UL	OPP
Jan. 14	**Franklin (H)**	**13**	**28**
Jan. 17	**Kentucky (H)**	**14**	**38**
Jan. 20	**Georgetown Col. (A)**	**12**	**26**
Jan. 21	**Kentucky (A)**	**22**	**29**
Jan. 27	**Cumberland (A)**	**19**	**30**
Jan. 28	**Chattanooga (A)**	**8**	**34**
Feb. 3	**Georgetown Col. (H)**	**14**	**18**
Feb. 11	**Cumberland (H)**	**13**	**19**
Feb. 14	**Centre (A)**	**12**	**25**
Feb. 16	**Tennessee (A)**	**22**	**28**
Feb. 18	Transylvania (H)	23	12
Feb. 25	**Louisville YMHA (A)**	**15**	**27**
Mar. 1	**Rose Poly (H)**	**19**	**38**
Mar. 4	**Centre (OT) (H)**	**18**	**27**
		224	379

1922-23 (No Team)

1923-24 (WON 4, LOST 13)
COACH: Fred Enke
CAPTAIN: Al Hocker

Date	Site	UL	OPP
Dec. 14	Presbyterian Sem. (H)	36	22
Jan. 4	**Georgetown Col. (H)**	**19**	**40**
Jan. 11	**Evansville (A)**	**29**	**38**
Jan. 12	Rose Poly (A)	18	16
Jan. 14	**Ky. Wesleyan (H)**	**20**	**24**
Jan. 19	**Valparaiso (H)**	**15**	**26**
Jan. 25	Evansville (H)	33	18
Jan. 26	Louisville YMHA (A)	28	21
Feb. 1	**Georgetown Col. (A)**	**26**	**41**
Feb. 2	**Ky. Wesleyan (A)**	**23**	**29**
Feb. 6	**Wright St. (Detroit Tech) (H)**	**29**	**37**
Feb. 9	**Louisville YMHA (H)**	**22**	**23**
Feb. 13	**Virginia (H)**	**26**	**41**
Feb. 15	**Centre (H)**	**32**	**34**
Feb. 22	**Calumet Club (A)**	**25**	**43**
Feb. 29	**Rose Poly (H)**	**13**	**28**
Mar. 1	**Centre (A)**	**30**	**31**
		388	490

1924-25 (WON 10, LOST 7)
COACH: Fred Enke
CAPTAIN: Fred Koster

Date	Site	UL	OPP
Dec. 15	**Brown Hotel (A)**	**34**	**43**
Dec. 19	Palmyra (A)	37	17
Dec. 20	**Cincinnati (A)**	**18**	**25**
Jan. 1	Bonnycastle Club (H)	48	27
Jan. 3	Berea (A)	24	23
Jan. 7	Mercer (H)	26	22
Jan. 10	Transylvania (H)	45	25
Jan. 12	Ky. Wesleyan (H)	30	8
Jan. 17	**Hanover (A)**	**16**	**25**
Jan. 19	Calumet Club (A)	24	15
Feb. 6	**Evansville (A)**	**39**	**59**
Feb. 7	**Evansville (A)**	**16**	**52**
Feb. 13	Rose Poly (A)	23	22
Feb. 20	**Transylvania (A)**	**18**	**33**
Feb. 21	**Ky. Wesleyan (A)**	**24**	**34**
Feb. 25	Hanover (H)	31	22
Mar. 6	Rose Poly (H)	38	28
		491	480

1925-26 (WON 4, LOST 8)
COACH: Tom King
CAPTAIN: John Gentile

Date	Site	UL	OPP
Jan. 9	Hanover (A)	36	23
Jan. 20	Western Ky. (H)	28	27
Jan. 22	**Evansville (A)**	**21**	**49**
Jan. 23	**Rose Poly (A)**	**42**	**50**
Jan. 28	Ky. Wesleyan (H)	36	34
Jan. 30	**Hanover (H)**	**32**	**36**
Feb. 5	**Xavier (A)**	**18**	**38**
Feb. 9	**Ky. Wesleyan (A)**	**26**	**31**
Feb. 16	Ogden (A)	32	29
Feb. 17	**Western Ky. (A)**	**28**	**31**
KIAC Tournament (Winchester, Ky.)			
Feb. 22	**Western Ky. (N)**	**32**	**40**
Feb. 27	**Rose Poly (H)**	**26**	**38**
		357	426

1926-27 (WON 7, LOST 5)
COACH: Tom King
CAPTAIN: Jim Blackerby

Date	Site	UL	OPP
Jan. 8	Transylvania (H)	45	25
Jan. 12	Hanover (H)	36	30
Jan. 15	**Oakland City (OT) (H)**	**29**	**30**
Jan. 19	Centre (H)	31	17
Jan. 21	Rose Poly (2OT) (A)	41	39
Jan. 22	**Oakland City (A)**	**23**	**40**
Feb. 5	Berea (H)	44	23
Feb. 9	**Centre (A)**	**36**	**38**
Feb. 10	Tennessee (A)	28	26
Feb. 16	**Western Ky. (H)**	**25**	**46**
KIAC Tournament (Winchester, Ky.)			
Feb. 21	**Ky. Wesleyan (A)**	**44**	**46**
Feb. 26	Rose Poly (H)	43	35
		425	395

1927-28 (WON 12, LOST 4)
COACH: Tom King
CAPTAINS: Game Captains

Date	Site	UL	OPP
Dec. 22	**Louisville YMHA (H)**	**31**	**52**
Dec. 29	Lou. Knights of Columbus (H)	33	27
Jan. 5	Centre (A)	33	16
Jan. 9	Trinity YMI (H)	38	19
Jan. 14	Rose Poly (H)	36	22
Jan. 27	**St. Louis (A)**	**28**	**38**
Jan. 31	Georgetown Col. (H)	28	17
Feb. 2	Tennessee (A)	49	29
Feb. 3	Maryville (A)	41	34
Feb. 4	**Chattanooga (A)**	**38**	**41**
Feb. 9	Centre (H)	36	21
Feb. 14	Western Ky. (H)	36	17
Feb. 18	**Georgetown Col. (A)**	**22**	**33**
KIAC Tournament (Winchester, Ky.)			
Feb. 23	Centre (N)	36	17
Feb. 24	Western Ky. (N)	35	29
Feb. 25	Georgetown Col. (N)	43	29
		563	441

1928-29 (WON 12, LOST 8)
COACH: Tom King
CAPTAIN: Ken Browne

Date	Site	UL	OPP
Dec. 29	**Louisville Knights of Columbus (A)**	**24**	**38**
Jan. 3	No. Carolina (H)	27	19
Jan. 11	Transylvania (A)	44	10
Jan. 12	**Georgetown Col. (A)**	**29**	**32**
Jan. 14	**Centre (A)**	**28**	**37**
Jan. 16	**Chattanooga (H)**	**16**	**26**
Jan. 18	Berea (H)	36	31
Jan. 26	Ky. Wesleyan (H)	38	30
Jan. 28	**Vincennes (A)**	**33**	**40**
Jan. 29	Concordia Seminary (2OT) (A)	29	27
Jan. 31	Transylvania (H)	31	16
Feb. 6	**Vincennes (H)**	**23**	**24**
Feb. 7	**Ky. Wesleyan (A)**	**20**	**27**
Feb. 8	Eastern Kentucky(A)	45	25
Feb. 12	**Georgetown Col. (H)**	**26**	**27**
Feb. 16	Rose Poly (H)	31	23
Feb. 18	Eastern Kentucky (H)	26	22
KIAC Tournament (Winchester, Ky.)			
Feb. 21	Eastern Kentucky (N)	25	12
Feb. 22	Centre (N)	33	21
Feb. 23	Ky. Wesleyan (A)	31	28
		571	477

1929-30 (WON 9, LOST 6)
COACH: Tom King
CAPTAINS: Game Captains

Date	Site	UL	OPP
Dec. 26	Vanderbilt (H)	24	22
Dec. 28	**Louisville YMHA (H)**	**18**	**36**
Jan. 4	Berea (H)	31	25
Jan. 8	Georgetown Col. (H)	24	22
Jan. 17	**Eastern Kentucky (A)**	**16**	**26**
Jan. 18	Georgetown Col. (A)	21	17
Jan. 25	Centre (H)	21	19
Jan. 29	Agoga (A)	29	21
Jan. 30	**Concordia Seminary (A)**	**22**	**35**
Feb. 1	Eastern Kentucky (H)	13	12
Feb. 8	Transylvania (H)	28	16
Feb. 11	Centre (A)	26	19

Year-by-Year Results

Feb. 12	**Transylvania (A)**	**14**	**25**
KIAC Tournament (Winchester, Ky.)			
Feb. 20	**Georgetown Col. (N)**	**20**	**22**
SIAA Tournament (Jackson, Miss.)			
Feb. 26	**Louisiana Tech (N)**	**26**	**36**
		333	353

1930-31 (WON 5, LOST 11)

COACH: Edward Weber
CAPTAIN: Tommy Thompson

Date	Site	UL	OPP
Jan. 3	**Louisville YMHA (A)**	**25**	**27**
Jan. 5	**Berea (A)**	**20**	**43**
Jan. 6	**Eastern Kentucky (A)**	**25**	**31**
Jan. 10	**Butler (H)**	**16**	**33**
Jan. 13	**Centre (A)**	**30**	**42**
Jan. 14	Ky. Wesleyan (A)	28	19
Jan. 17	**Chattanooga (H)**	**17**	**20**
Jan. 24	**Ky. Wesleyan (H)**	**18**	**19**
Jan. 29	Berea (2OT) (H)	28	24
Jan. 31	Transylvania (A)	29	15
Feb. 2	Georgetown Col. (H)	27	12
Feb. 4	**Vanderbilt (A)**	**23**	**32**
Feb. 7	**Centre (H)**	**28**	**37**
Feb. 14	**Butler (A)**	**16**	**38**
KIAC Tournament (Winchester, Ky.)			
Feb. 19	Georgetown Col. (N)	34	22
Feb. 20	**Transylvania (N)**	**22**	**24**
		386	438

1931-32 (WON 15, LOST 7)

COACH: Edward Weber
CAPTAIN: Game Captains

Date	Site	UL	OPP
Dec. 19	**Edentide Club (H)**	**28**	**30**
Dec. 29	Louisville YMHA (H)	28	21
Jan. 5	**Eastern Kentucky (A)**	**12**	**21**
Jan. 6	Georgetown Col. (A)	37	8
Jan. 9	Ky. Wesleyan (H)	31	15
Jan. 12	Western Ky. (H)	27	13
Jan. 15	Union (Ky.) (A)	26	22
Jan. 16	Centre (A)	32	19
Jan. 19	Morehead St. (H)	30	24
Jan. 23	Georgetown Col. (H)	47	21
Jan. 30	**Hebrew Athl. Club (H)**	**15**	**28**
Feb. 3	Ky. Wesleyan (A)	30	28
Feb. 4	Morehead St. (A)	30	24
Feb. 6	Centre (H)	27	20
Feb. 10	**Berea (H)**	**19**	**24**
Feb. 12	Eastern Ky. (H)	25	22
Feb. 16	Transylvania (H)	35	22
Feb. 18	Union (Ky.) (OT) (H)	28	27
Feb. 20	**Western Ky. (A)**	**14**	**37**
KIAC Tournament (Winchester, Ky.)			
Feb. 25	**Berea (N)**	**21**	**22**
SIAA Tournament (Jackson, Miss.)			
Mar. 1	Centenary (N)	31	26
Mar. 2	**Mississippi Col. (N)**	**19**	**35**
		592	509

1932-33 (WON 11, LOST 11)

COACH: C.V. (Red) Money **CAPTAIN:** Les Wright

Date	Site	UL	OPP
Dec. 20	Louisville YMHA (H)	37	33
Jan. 3	Edentide Club (H)	32	28
Jan. 6	Transylvania (A)	37	33
Jan. 10	Georgetown Col. (H)	24	15
Jan. 12	**Eastern Ky. (H)**	**25**	**50**
Jan. 14	Ky. Wesleyan (A)	36	34
Jan. 16	**Berea (A)**	**41**	**46**
Jan. 21	Centre (H)	44	32
Jan. 28	**Morehead St. (H)**	**33**	**36**
Jan. 30	Union (Ky.) (A)	48	41
Jan. 31	**Sue Bennett (A)**	**25**	**46**
Feb. 1	**Western Ky. (H)**	**31**	**39**
Feb. 4	Georgetown Col. (A)	45	15
Feb. 8	**Western Ky. (A)**	**28**	**39**
Feb. 10	**Berea (H)**	**26**	**48**
Feb. 13	**Ky. Wesleyan (H)**	**10**	**41**
Feb. 14	Union (Ky.) (H)	30	29
Feb. 17	**Eastern Ky. (A)**	**19**	**34**
Feb. 18	**Morehead St. (A)**	**24**	**39**
Feb. 20	Centre (A)	30	24
KIAC Tournament (Winchester, Ky.)			
Feb. 23	Eastern Ky. (N)	29	19
Feb. 24	**Murray St. (N)**	**40**	**57**
		694	778

1933-34 (WON 16, LOST 9)

COACH: C.V. (Red) Money
CAPTAIN: Les Wright

Date	Site	UL	OPP
Dec. 12	Georgetown Col. (A)	33	28
Dec. 18	Union (Ky.) (H)	32	29
Dec. 19	Centre (OT) (H)	30	26
Jan. 5	Transylvania (H)	32	23
Jan. 6	**Hanover (A)**	**30**	**38**
Jan. 9	Georgetown Col. (H)	50	17
Jan. 12	Eastern Ky. (H)	27	26
Jan. 15	Morehead St. (H)	39	35
Jan. 18	Ky. Wesleyan (A)	29	23
Jan. 20	Centre (A)	36	23
Jan. 27	**Transylvania (2OT) (A)**	**36**	**37**
Jan. 29	Hanover (H)	29	25
Jan. 31	**Western Ky. (A)**	**34**	**43**
Feb. 3	**Union (Ky.) (A)**	**18**	**30**
Feb. 8	**Berea (H)**	**21**	**26**
Feb. 10	Western Ky. (H)	30	25
Feb. 12	Ky. Wesleyan (H)	38	28
Feb. 16	Eastern Ky. (A)	27	20
Feb. 17	**Morehead St. (A)**	**35**	**40**
Feb. 19	**Xavier (A)**	**29**	**37**
KIAC Tournament (Louisville, Ky.)			
Feb. 23	Berea (H)	41	27
Feb. 23	Union (Ky.) (H)	32	12
Feb. 24	Murray St. (H)	28	18
Feb. 24	**Western Ky. (H)**	**12**	**13**
SIAA Tournament (Jackson, Miss.)			
Mar. 3	**Western Ky. (N)**	**27**	**31**
		775	680

1934-35 (WON 5, LOST 9)

COACH: C.V. (Red) Money
CAPTAIN: Game Captain

Date	Site	UL	OPP
Dec. 18	Centre (OT) (H)	38	35
Jan. 5	**Western Ky. (A)**	**21**	**45**
Jan. 12	Georgetown Col. (H)	32	24
Jan. 16	Morehead St. (H)	34	25
Jan. 19	**Transylvania (H)**	**23**	**24**
Jan. 28	**Berea (A)**	**36**	**37**
Jan. 31	**Transylvania (A)**	**20**	**26**
Feb. 2	**Centre (A)**	**19**	**48**
Feb. 6	Ky. Wesleyan (H)	30	22
Feb. 9	**Western Ky. (H)**	**19**	**35**
Feb. 12	Georgetown Col. (A)	23	21
Feb. 13	**Morehead St. (A)**	**32**	**40**
Feb. 15	**Ky. Wesleyan (A)**	**31**	**34**
KIAC Tournament (Bowling Green, Ky.)			
Feb. 22	**Transylvania (N)**	**18**	**27**
		376	443

1935-36 (WON 14, LOST 11)

COACH: C.V. (Red) Money
CAPTAIN: Harry Long

Date	Site	UL	OPP
Dec. 14	Alfred Holbrook (H)	47	19
Dec. 17	Oakland City (A)	26	16
Dec. 19	**Wheaton (A)**	**25**	**34**
Dec. 20	**LaPorte Athl. Club (A)**	**25**	**26**
Dec. 21	**Illinois Wesleyan (A)**	**21**	**29**
Jan. 3	Wheaton (H)	33	27
Jan. 4	Centre (A)	34	25
Jan. 8	Transylvania (A)	29	27
Jan. 11	Ky. Wesleyan (A)	33	26
Jan. 13	Oakland City (H)	58	43
Jan. 18	**Western Ky. (H)**	**25**	**31**
Jan. 24	Eastern Ky. (H)	35	26
Jan. 31	**Indiana (H)**	**26**	**48**
Feb. 1	Centre (OT) (H)	46	45
Feb. 4	Georgetown Col. (H)	50	25
Feb. 7	**Western Ky. - xx (A)**	**0**	**2**
Feb. 8	David Lipscomb (A)	45	32
Feb. 12	Berea (H)	51	40
Feb. 14	Georgetown Col. (A)	39	36
Feb. 15	**Morehead St. (A)**	**35**	**40**
Feb. 18	**Transylvania (OT) (H)**	**35**	**37**
Feb. 20	Ky. Wesleyan (H)	41	33
Feb. 22	**Eastern Ky. (A)**	**31**	**38**
KIAC Tournament (Bowling Green, Ky.)			
Feb. 27	**Murray St. (N)**	**24**	**28**
SIAA Tournament (Jackson, Miss.)			
Mar. 7	**Murray St. (N)**	**24**	**46**
		838	779

xx - With 1:50 remaining in the game and Western Kentucky ahead, 34-25, the Louisville coach took his team from the floor and forfeited the game in protest of the many fouls being called.

1936-37 (WON 4, LOST 8)

COACH: Lawrence E. Apitz
CAPTAIN: Game Captains

Date	Site	UL	OPP
Dec. 15	**Centre (A)**	**32**	**35**
Dec. 17	Hanover (A)	34	31
Dec. 19	**Centre (H)**	**29**	**36**
Jan. 9	**Ky. Wesleyan (A)**	**27**	**30**
Jan. 11	Hanover (H)	33	24
Jan. 13	**Eastern Ky. (A)**	**26**	**28**
Jan. 16	Western Ky. (A)	33	25
Jan. 20	Morehead St. (H)	46	44
Feb. 13	**Transylvania (A)**	**28**	**39**
Feb. 16	**Oakland City (A)**	**33**	**41**
Feb. 18	**Georgetown Col. (A)**	**27**	**43**
KIAC Tournament (Richmond, Ky.)			
Feb. 26	**Transylvania (N)**	**43**	**45**
		391	421

1937-38 (WON 4, LOST 11)

COACH: Lawrence E. Apitz
CAPTAIN: Game Captains

Date	Site	UL	OPP
Dec. 8	Hanover (H)	49	33
Dec. 10	**Butler (A)**	**23**	**28**
Jan. 5	**Morehead St. (A)**	**40**	**44**
Jan. 8	Centre (H)	37	32
Jan. 14	**Transylvania (H)**	**26**	**28**
Jan. 15	**Hanover (A)**	**31**	**37**
Jan. 19	**Western Ky. (H)**	**42**	**62**
Feb. 3	**Western Ky. (A)**	**32**	**53**
Feb. 5	**Oakland City (OT) (H)**	**40**	**43**
Feb. 9	G'getown Col. (OT) (H)	46	43
Feb. 12	**Indiana# (N)**	**40**	**59**
Feb. 16	**Eastern Ky. (H)**	**35**	**37**
Feb. 18	**Georgetown Col. (A)**	**28**	**32**
KIAC Tournament (Richmond, Ky.)			
Feb. 24	Transylvania (N)	45	37
Feb. 25	**Georgetown Col. (N)**	**36**	**42**
		550	610

Played in Jeffersonville, Ind.

1938-39 (WON 1, LOST 15)

COACH: Lawrence E. Apitz
CAPTAIN: Dick Panther

Date	Site	UL	OPP
Dec. 8	**Hanover (A)**	**38**	**61**
Dec. 10	**Bradley (A)**	**26**	**71**
Dec. 14	**Eastern Ky. (H)**	**42**	**46**
Dec. 19	**Washington & Lee (H)**	**38**	**62**
Dec. 21	**Cincinnati (H)**	**41**	**54**
Jan. 7	**Centre (H)**	**29**	**42**
Jan. 11	**Georgetown Col. (H)**	**39**	**52**
Jan. 14	**Cincinnati (A)**	**17**	**62**
Jan. 17	**Western Ky. (H)**	**36**	**50**
Feb. 1	**Ky. Wesleyan (H)**	**35**	**40**
Feb. 6	**Transylvania (A)**	**33**	**43**
Feb. 8	**Hanover (H)**	**39**	**56**
Feb. 11	**Western Ky. (A)**	**30**	**56**
Feb. 15	Berea (H)	49	40
Feb. 18	**Georgetown Col. (A)**	**27**	**50**
KIAC Tournament (Richmond, Ky.)			
Feb. 24	**Western Ky. (N)**	**28**	**47**
		547	832

1939-40 (WON 1, LOST 18)

COACH: Lawrence E. Apitz
CO-CAPTAINS: Elwyn Horine and Bob Weber

Date	Site	UL	OPP
Dec. 6	**Ky. Wesleyan (OT) (H)**	**44**	**48**
Dec. 9	**Alfred Holbrook (H)**	**30**	**37**
Dec. 14	**Hanover (A)**	**36**	**67**
Dec. 19	**Evansville (A)**	**43**	**72**
Jan. 5	**Eastern Ky. (A)**	**27**	**52**
Jan. 6	**Berea (A)**	**43**	**52**
Jan. 10	**Georgetown Col. (H)**	**35**	**48**
Jan. 13	**Centre (A)**	**46**	**51**
Jan. 17	**Western Ky. (H)**	**40**	**55**
Jan. 27	**Alfred Holbrook (A)**	**31**	**47**
Jan. 29	**Evansville (H)**	**43**	**80**
Jan. 31	**Centre (H)**	**36**	**43**
Feb. 3	**Ky. Wesleyan (A)**	**47**	**62**
Feb. 7	**Hanover (H)**	**49**	**55**
Feb. 9	**Western Ky. (A)**	**40**	**54**
Feb. 14	**Transylvania (H)**	**32**	**40**
Feb. 17	**Georgetown Col. (A)**	**20**	**38**
KIAC Tournament (Richmond, Ky.)			
Feb. 22	Berea (N)	56	55
Feb. 23	**Eastern Ky. (N)**	**40**	**48**
		738	1004

1940-41 (WON 2, LOST 14)

COACH: John C. Heldman, Jr.
CO-CAPTAINS: Joe Sheeley and Walt Slater

Date	Site	UL	OPP
Dec. 11	**Ky. Wesleyan (H)**	**28**	**34**
Dec. 14	**Hanover (A)**	**25**	**57**
Dec. 18	**Evansville (H)**	**52**	**86**
Jan. 10	**Marshall (A)**	**24**	**45**
Jan. 11	**Alfred Holbrook (A)**	**36**	**39**
Jan. 15	**Transylvania (H)**	**42**	**49**
Jan. 17	**Western Ky. (A)**	**24**	**50**
Jan. 29	**Georgetown Col. (H)**	**31**	**52**
Feb. 1	**Ky. Wesleyan (A)**	**33**	**38**
Feb. 5	**Hanover (H)**	**38**	**53**
Feb. 8	**Centre (A)**	**36**	**40**
Feb. 12	Berea (H)	44	36
Feb. 15	**Georgetown Col. (A)**	**42**	**59**
Feb. 19	**Centre (H)**	**29**	**44**
Feb. 22	Transylvania (A)	52	36
KIAC Tournament (Richmond, Ky.)			
Feb. 27	**Morehead St. (N)**	**44**	**60**
		580	778

1941-42 (WON 7, LOST 10)

COACH: John C. Heldman, Jr.
CAPTAIN: Aaron Andrews

Date	Site	UL	OPP
Dec. 10	Oakland City (H)	64	46
Dec. 13	Ky. Wesleyan (A)	52	36
Dec. 17	Transylvania (H)	54	43
Dec. 18	**DePauw (A)**	**35**	**41**
Jan. 10	**Oakland City (A)**	**39**	**42**
Jan. 14	Ky. Wesleyan (H)	46	41
Jan. 28	**Berea (H)**	**33**	**37**
Jan. 31	**Evansville (A)**	**40**	**58**
Feb. 2	Transylvania (A)	50	33
Feb. 4	Ft. Knox AFRTC (H)	39	33
Feb. 7	**Hanover (A)**	**38**	**39**

Year-by-Year Results

Feb. 11	**Western Ky. (H)**	**39**	**62**
Feb. 14	Berea (A)	52	34
Feb. 18	**Hanover (H)**	**47**	**51**
Feb. 20	**Oberlin (A)**	**42**	**47**
Feb. 21	**Otterbein (A)**	**36**	**38**
KIAC Tournament (Richmond, Ky.)			
Feb. 27	**Transylvania (N)**	**39**	**45**
		745	726

1942-43 (No Team)

1943-44 (WON 10, LOST 10)

COACH: C. Spec. Harold Church and C. Spec. Walter Casey
CAPTAIN: Game Captains

Date	Site	UL	OPP
Dec. 4	Georgetown Col. (H)	43	21
Dec. 10	**Bowman Field (OT)(H)**	**37**	**39**
Dec. 15	**Ft. Knox (H)**	**37**	**43**
Dec. 18	**Evansville (A)**	**40**	**41**
Dec. 20	**Berea (H)**	**37**	**62**
Jan. 4	**Bowman Field (OT)(H)**	**51**	**53**
Jan. 8	**Western Ky. (A)**	**34**	**54**
Jan. 15	Evansville (H)	47	44
Jan. 19	Godman Field (A)	48	35
Jan. 22	**Berea (A)**	**35**	**56**
Jan. 26	Godman Field (H)	63	39
Jan. 28	Georgetown Col. (A)	64	40
Feb. 2	Ft. Knox (A)	50	38
Feb. 5	**Morehead St. (H)**	**55**	**67**
Feb. 7	Western Ky. (H)	37	31
Feb. 11	**Morehead St. (A)**	**38**	**57**
Feb. 12	**Marshall (A)**	**54**	**68**
Feb. 16	New Albany Furniturmen (A)	57	39
Feb. 19	Nichols Hospital (H)	87	22
Feb. 25	UofL Army Medics (H)	56	39
		970	888

1944-45 (WON 16, LOST 3)

COACH: Bernard L. Hickman
CAPTAIN: Clyde Parker

Date	Site	UL	OPP
Dec. 2	Georgetown Col. (H)	99	27
Dec. 6	Wabash (H)	75	33
Dec. 9	Evansville (A)	43	34
Dec. 13	Ft. Knox (H)	70	53
Dec. 20	Ft. Knox (A)	50	39
Jan. 5	DePauw (A)	41	40
Jan. 6	Wabash (A)	55	41
Jan. 10	**Western Ky. (A)**	**41**	**44**
Jan. 13	Berea (H)	75	44
Jan. 17	Evansville (H)	74	53
Jan. 19	**Morehead St. (A)**	**38**	**50**
Jan. 20	**Marshall (A)**	**52**	**57**
Jan. 24	Eastern Ky. (H)	74	42
Jan. 29	Georgetown Col. (A)	68	27
Feb. 2	Marshall (H)	58	51
Feb. 7	Morehead St. (H)	63	58
Feb. 10	Eastern Ky. (A)	60	40
Feb. 14	Western Ky. (H)	66	41
Feb. 17	Berea (A)	50	38
		1152	812

1945-46 (WON 22, LOST 6)

COACH: Bernard L. Hickman
CO-CAPTAINS: George Hauptfuhrer and Clyde Parker

Date	Site	UL	OPP
OVC Tournament (Jeffersonville, Ind.)			
Nov. 23	Indiana State (N)	60	39
Nov. 24	Morehead St. (N)	55	41
Nov. 24	Western Ky. (N)	51	45
Nov. 28	Ky. Wesleyan (H)	83	47
Dec. 1	Murray St. (H)	52	42
Dec. 5	Evansville (A)	51	42
Dec. 8	**Purdue (H)**	**51**	**55**
Dec. 11	Georgetown Col. (A)	80	23
Dec. 15	**Indiana (H)**	**59**	**62**
Dec. 18	Butler (A)	51	41
Dec. 19	**Purdue (A)**	**45**	**51**
Jan. 5	Vanderbilt (H)	60	27
Jan. 7	Ky. Wesleyan (A)	71	50
Jan. 8	Morehead St. (A)	44	39
Jan. 12	Cincinnati (H)	59	41
Jan. 16	Georgetown Col. (H)	82	47
Jan. 19	Eastern Ky. (H)	71	38
Jan. 22	Cincinnati (A)	61	39
Jan. 26	**Murray St. (A)**	**44**	**54**
Jan. 30	Evansville (H)	76	45
Feb. 2	Western Ky. (H)	64	51
Feb. 6	**Eastern Ky. (A)**	**49**	**60**
Feb. 11	Butler (H)	79	33
Feb. 13	Western Ky. (A)	65	54
Feb. 16	Morehead St. (H)	61	50
KIAC Tournament (Louisville, Ky.)			
Feb. 22	Western Ky. (H)	50	43
Feb. 23	Murray St. (H)	60	56
Feb. 23	**Eastern Ky. (H)**	**51**	**66**
		1685	1281

1946-47 (WON 17, LOST 6)

COACH: Bernard L. Hickman
CO-CAPTAINS: Jack Coleman and John Knopf

Date	Site	UL	OPP
Nov. 30	**Ky. Wesleyan (H)**	**60**	**68**
Dec. 4	Georgetown Col. (H)	76	40
Dec. 7	Western Ky. (H)	60	52
Dec. 11	Hanover (A)	64	43
Dec. 14	Indiana (H)	53	46
Dec. 18	**Murray St. (H)**	**45**	**56**
Dec. 30	Nebraska (H)	68	53
Jan. 3	Western Reserve (H)	61	58
Jan. 9	Cincinnati (A)	60	39
Jan. 11	**Western Ky. (A)**	**34**	**77**
Jan. 16	Havana (H)	73	55
Jan. 18	Evansville (H)	70	39
Jan. 20	Ky. Wesleyan (A)	82	66
Jan. 25	Cincinnati (H)	71	52
Jan. 28	Murray St. (A)	56	51
Feb. 4	Georgetown Col. (A)	20	13
Feb. 7	**Ohio (A)**	**52**	**63**
Feb. 8	**Marshall (A)**	**55**	**62**
Feb. 11	Hanover (H)	85	42
Feb. 13	Evansville (A)	49	41
Feb. 15	Virginia (H)	69	43
KIAC Tournament (Louisville, Ky.)			
Feb. 21	**Western Ky. (H)**	**52**	**76**
Feb. 26	St. Louis (H)	53	47
		1368	1182

1947-48 (WON 29, LOST 6)

COACH: Bernard L. Hickman
CAPTAIN: Deward Compton

Date	Site	UL	OPP
Dec. 1	Ky. Wesleyan (H)	49	38
Dec. 9	Georgetown Col. (A)	69	57
Dec. 12	Hanover (A)	60	48
Dec. 13	Evansville (H)	59	45
Dec. 16	Georgetown Col. (H)	57	39
Dec. 17	Eastern Ky. (A)	56	55
Dec. 20	Pittsburgh (H)	64	42
Jan. 1	Georgetown Univ. (H)	69	52
Jan. 3	Dayton (H)	69	53
Jan. 7	**Xavier (A)**	**34**	**62**
Jan. 10	**Murray St. (H)**	**51**	**52**
Jan. 14	**Western Ky. (H)**	**44**	**71**
Jan. 17	Arkansas St. (H)	68	36
Jan. 19	Ky. Wesleyan (A)	62	58
Jan. 23	Eastern Ky. (H)	73	62
Jan. 31	Washington (Mo.) (H)	54	39
Feb. 4	Marshall (H)	86	50
Feb. 5	Evansville (A)	72	55
Feb. 11	North Dakota (H)	89	52
Feb. 13	Xavier (H)	58	47
Feb. 17	**Western Ky. (A)**	**55**	**77**
Feb. 19	Ecuador (H)	59	40
Feb. 21	Murray St. (A)	61	49
Feb. 23	Hanover (H)	71	54
KIAC Tournament (Louisville, Ky.)			
Feb. 25	Union (Ky.) (H)	78	61
Feb. 26	Transylvania (H)	86	45
Feb. 27	Murray St. (H)	81	58
Feb. 28	**Western Ky. (H)**	**62**	**63**
Mar. 6	Washington (Mo.) (A)	48	46
NAIB Tournament (Kansas City, Mo.)			
Mar. 8	South Dakota (N)	63	60
Mar. 10	Emporia (N)	82	66
Mar. 11	Beloit (N)	85	76
Mar. 12	Xavier (N)	56	49
Mar. 13	Indiana St. (N)	82	70
Olympic Trials (New York, N.Y.)			
Mar. 27	**Kentucky (N)**	**57**	**91**
		2269	1918

1948-49 (WON 23, LOST 10)

COACH: Bernard L. Hickman
CAPTAIN: Jack Coleman

Date	Site	UL	OPP
Dec. 1	Ky. Wesleyan (H)	75	46
Dec. 4	**Indiana St. (H)**	**64**	**66**
Dec. 8	**Dayton (A)**	**55**	**58**
Dec. 11	Wayne St. Univ. (H)	74	37
Dec. 15	Washington Mo. (A)	53	52
NAIB Tournament (Kansas City, Mo.)			
Dec. 17	Marshall (N)	73	64
Dec. 18	Beloit (N)	74	67
Dec. 20	Emporia (A)	62	60
Dec. 21	LSU (H)	79	44
Dec. 23	Arizona (H)	69	50
Dec. 27	**LaSalle (A)**	**71**	**76**
Dec. 28	Seton Hall (OT) (A)	71	69
Dec. 29	**Duquesne (A)**	**66**	**72**
Dec. 30	Westminster (Pa.) (A)	78	57
Jan. 4	**Phillips 66 Oilers (H)**	**50**	**54**
Jan. 6	Memphis St. (A)	72	53
Jan. 10	**Western Ky. (A)**	**44**	**56**
Jan. 12	NC State (A)	72	71
Jan. 15	Xavier (OT) (H)	64	57
Jan. 17	Ky. Wesleyan (A)	75	61
Jan. 19	Hanover* (N)	91	66
Jan. 22	Eastern Ky. (H)	66	52
Jan. 28	Murray St. (H)	83	65
Jan. 29	**Xavier (A)**	**57**	**71**
Feb. 2	#6 Western Ky. (H)	70	64
Feb. 3	**Evansville (A)**	**60**	**68**
Feb. 5	Washington (Mo.) (H)	60	37
Feb. 8	Murray St. (A)	66	59
Feb. 12	**Eastern Ky. (A)**	**49**	**53**
Feb. 16	Evansville (H)	82	57
OVC Tournament (Louisville, Ky.)			
Feb. 25	Marshall (H)	79	65
Feb. 26	Morehead St. (H)	76	54
Feb. 26	**#7 Western Ky. (H)**	**68**	**74**
		2248	1955

* Played at Jeffersonville, Ind.

1949-50 (WON 21, LOST 11)

COACH: Bernard L. Hickman
CO-CAPTAINS: Glen Combs and Kenny Reeves

Date	Site	UL	OPP
Dec. 3	Ky. Wesleyan (H)	69	44
Dec. 3	Georgetown Col. (H)	57	47
Dec. 5	Indiana St. (A)	68	66
Dec. 7	Memphis St. (H)	79	58
Dec. 10	Morehead St. (H)	82	48
Dec. 13	**Eastern Ky. (A)**	**54**	**62**
Dec. 14	Loyola (Calif.) (H)	47	46
Dec. 17	Xavier (A)	64	47
Dec. 19	Denver (H)	81	70
Dec. 22	LSU* (N)	75	65
Dec. 29	**Evansville (H)**	**73**	**76**
Jan. 2	Tennessee (H)	74	63
Jan. 5	Ky. Wesleyan (A)	77	50
Jan. 7	Xavier (H)	77	72
Jan. 11	#14 Western Ky. (H)	70	59
Jan. 14	Washington (Mo.) (H)	67	44
Jan. 16	Georgetown Col. (A)	94	63
Jan. 18	Eastern Ky. (H)	73	62
Jan. 21	**Marshall (A)**	**72**	**96**
Jan. 23	Morehead St. (A)	82	71
Jan. 25	**#10 NC State (A)**	**53**	**79**
Jan. 27	Seton Hall (A)	82	69
Jan. 28	#19 Villanova (A)	78	68
Feb. 3	**#14 Western Ky. (A)**	**62**	**84**
Feb. 4	#2 Duquesne (H)	64	58
Feb. 6	**Washington (Mo.) (A)(OT)**	**57**	**61**
Feb. 8	**Denver (A)**	**70**	**79**
Feb. 10	**Loyola (Calif.) (A)**	**47**	**68**
Feb. 11	**Pepperdine (A)**	**62**	**65**
Feb. 13	Marshall (H)	74	66
Feb. 15	**Evansville** (N)**	**61**	**79**
Feb. 18	**#8 NC State (H)**	**52**	**66**
		2197	2062

* Played at New Albany, Ind.
** Played in Owensboro, Ky.

1950-51 (WON 19, LOST 7)

COACH: Bernard L. Hickman
CO-CAPTAINS: Bob Lochmueller and Bob Naber

Date	Site	UL	OPP
Dec. 2	Ky. Wesleyan (H)	81	53
Dec. 6	Georgetown Col. (H)	90	43
Dec. 9	Tampa (H)	87	74
Dec. 11	Mississippi St. (H)	87	53
Dec. 15	Seton Hall (A)	60	58
Dec. 16	**Villanova (A)**	**69**	**79**
Dec. 18	Georgia Tech (H)	79	57
Dec. 20	William & Mary (H)	70	47
Dec. 23	Tennessee (H)	73	61
Jan. 2	Tampa (A)	89	74
Jan. 5	Miami (Fla.) (A)	73	60
Jan. 6	Memphis St. (A)	51	48
Jan. 10	Xavier (H)	63	55
Jan. 13	Memphis St. (H)	67	58
Jan. 17	**Dayton (A)**	**61**	**68**
Jan. 20	Indiana Central (H)	96	61
Jan. 25	Ky. Wesleyan (A)	69	52
Jan. 31	#8 NC State (H)	86	70
Feb. 3	Oklahoma City (H)	49	44
Feb. 13	**#9 NC State (A)**	**78**	**92**
Feb. 15	Toledo (H)	67	58
Feb. 17	**#17 Dayton (H)**	**66**	**70**
Feb. 19	**Xavier (A)**	**69**	**72**
Feb. 21	Indiana St. (H)	75	65
Feb. 24	**Toledo (A)**	**66**	**72**
NCAA Eastern Regional (Raleigh, N.C.)			
Mar. 20	**#1 Kentucky (N)**	**68**	**79**
		1889	1623

1951-52 (WON 20, LOST 6)

COACH: Bernard L. Hickman
CAPTAIN: Bob Lochmueller

Date	Site	UL	OPP
Dec. 1	Ky. Wesleyan (H)	61	50
Dec. 5	Dayton (OT) (A)	79	76
Dec. 8	Marquette (H)	76	63
Dec. 10	Georgetown Col. (H)	92	36
Dec. 12	#19 Eastern Ky. (A)	72	70
Dec. 15	**Purdue (A)**	**65**	**82**
Dec. 18	Kent St. (H)	85	67
Dec. 29	Manhattan (A)	67	66
Dec. 31	**#10 Seton Hall (A)**	**65**	**67**
Jan. 3	Villanova (H)	90	68
Jan. 5	#14 Notre Dame (H)	65	59
Jan. 9	Xavier (A)	77	67

Year-by-Year Results

Jan. 12	St. Joseph's (Ind.) (H)	104	54
Jan. 14	William & Mary (A)	93	65
Jan. 15	#17 NC State (A)	73	68
Jan. 19	Morehead St. (H)	83	63
Jan. 26	Loyola (Ill.) (A)	80	73
Feb. 2	Eastern Ky. (H)	78	73
Feb. 6	**#11 Dayton (H)**	**71**	**72**
Feb. 9	Tampa (H)	100	55
Feb. 13	Ky. Wesleyan (A)	97	76
Feb. 16	**Villanova (A)**	**84**	**86**
Feb. 19	NC State (H)	82	67
Feb. 25	**#14 Seton Hall (H)**	**81**	**83**
Feb. 27	Xavier (H)	101	87
NIT (New York, N.Y.)			
Mar. 8	**Western Ky. (N)**	**59**	**62**
		2080	1755

1952-53 (WON 22, LOST 6)

COACH: Bernard L. Hickman
CO-CAPTAINS: Chuck Noble and Bill Sullivan

Date	Site	UL	OPP
Dec. 3	Ky. Wesleyan (H)	89	70
Dec. 6	Morehead St. (H)	65	47
Dec. 8	Purdue (H)	89	85
Dec. 11	**Manhattan (A)**	**63**	**65**
Dec. 13	Temple (2OT) (A)	85	77
Dec. 15	**Seton Hall (A)**	**66**	**77**
Dec. 20	Marquette (H)	78	76
Dec. 29	Miami (Fla.) (A)	84	74
Dec. 30	Tampa (A)	76	63
Jan. 3	Stetson (A)	83	81
Jan. 7	Dayton (H)	76	70
Jan. 10	**Eastern Ky. (A)**	**85**	**91**
Jan. 14	Loyola (Ill.) (H)	84	61
Jan. 17	Georgetown Col. (H)	94	61
Jan. 21	So. Mississippi (H)	87	72
Jan. 24	Bradley (A)	89	86
Jan. 31	Loyola (Ill.) (A)	76	72
Feb. 4	Xavier (H)	72	69
Feb. 5	Ky. Wesleyan (A)	95	74
Feb. 7	Marquette (A)	86	83
Feb. 11	**Notre Dame (A)**	**62**	**73**
Feb. 14	Dayton (A)	69	63
Feb. 18	Eastern Ky. (H)	68	66
Feb. 21	**Xavier (A)**	**74**	**80**
Feb. 23	Bradley (H)	79	70
Mar. 2	#1 Seton Hall (H)	73	67
NIT (New York, N.Y.)			
Mar. 7	Georgetown (Univ.) (N)	92	79
Mar. 9	**Manhattan (N)**	**66**	**79**
		2205	2031

1953-54 (WON 22, LOST 7)

COACH: Bernard L. Hickman
CO-CAPTAINS: Corky Cox and Chuck Noble

Date	Site	UL	OPP
Nov. 30	Ky. Wesleyan (H)	112	69
Dec. 2	Morehead St. (H)	92	75
Dec. 5	Georgetown Col. (H)	74	38
Dec. 8	Manhattan (A)	87	76
Dec. 10	**Siena (A)**	**71**	**78**
Dec. 12	Canisius (A)	84	61
Dec. 16	**Dayton (A)**	**61**	**78**
Dec. 19	Ohio St. (H)	85	76
KIT (Louisville, Ky.)			
Dec. 28	Villanova (H)	79	65
Dec. 29	Xavier (H)	61	56
Dec. 30	**#7 Western Ky. (H)**	**71**	**89**
Jan. 2	Marquette (H)	73	68
Jan. 6	**Notre Dame (A)**	**53**	**72**
Jan. 9	Eastern Ky. (H)	86	70
Jan. 16	Bradley (H)	95	86
Jan. 20	Hanover (H)	94	55
Jan. 23	Baldwin-Wallace (H)	87	55
Jan. 30	Xavier (A)	74	65
Feb. 1	**#3 Indiana (A)**	**71**	**80**
Feb. 3	John Carroll (H)	104	57
Feb. 6	Stetson (H)	79	61
Feb. 10	Loyola (La.) (H)	94	77
Feb. 13	**Dayton (H)**	**71**	**75**
Feb. 15	Bradley (A)	96	90
Feb. 17	Ky. Wesleyan (A)	91	76
Feb. 20	Marquette (A)	88	79
Feb. 24	Xavier (H)	59	55
Mar. 3	Eastern Ky. (A)	93	77
NIT (New York, N.Y.)			
Mar. 6	**St. Francis (N.Y.) (N)**	**55**	**60**
		2340	2060

1954-55 (WON 19, LOST 8)

COACH: Bernard L. Hickman
CO-CAPTAIN: Vlad Gastevich and John Prudhoe

Date	Site	UL	OPP
Dec. 1	Hanover (H)	105	74
Dec. 4	Eastern Ky. (H)	89	77
Dec. 8	Mississippi St. (H)	113	64
Dec. 9	John Carroll (A)	96	83
Dec. 11	Canisius (A)	84	77
Dec. 13	Toledo (A)	81	67
Dec. 15	**#5 Dayton (OT) (A)**	**67**	**71**
Dec. 17	Pacific (H)	73	62
Dec. 20	Oregon (H)	101	72
KIT (Louisville, Ky.)			
Dec. 27	Murray St. (H)	108	83
Dec. 28	Eastern Ky. (H)	93	77
Dec. 31	**Marquette (A)**	**62**	**66**
Jan. 3	Notre Dame (H)	73	69
Jan. 8	**Xavier (A)**	**70**	**76**
Jan. 12	**Marquette (H)**	**78**	**82**
Jan. 15	Georgetown Col. (H)	100	80
Jan. 19	Morehead St. (H)	99	62
Jan. 21	**#18 Dayton (OT) (H)**	**67**	**69**
Jan. 29	Bradley (H)	68	51
Feb. 2	Ky. Wesleyan (A)	82	67
Feb. 9	**Eastern Ky. (OT) (A)**	**77**	**79**
Feb. 12	Ky. Wesleyan (H)	90	88
Feb. 19	Bradley (A)	79	59
Feb. 23	Xavier (H)	92	52
Feb. 26	**Loyola (Ill.) (A)**	**70**	**75**
NIT (New York, N.Y.)			
Mar. 12	Manhattan (N)	91	86
Mar. 14	**#6 Duquesne (N)**	**66**	**74**
		2274	1942

1955-56 (WON 26, LOST 3)

COACH: Bernard L. Hickman
CAPTAIN: Phil Rollins

Date	Site	UL	OPP
Dec. 2	Georgetown Col. (H)	72	46
Dec. 6	Murray St. (H)	82	76
Dec. 8	Wayne St. Univ. (A)	80	52
Dec. 10	Canisius (A)	98	82
Dec. 14	Evansville (H)	98	81
Dec. 17	Hanover (H)	90	58
Dec. 21	#13 Marquette (A)	84	68
KIT (Louisville, Ky.)			
Dec. 27	Arizona (H)	103	83
Dec. 28	**Western Ky. (H)**	**77**	**86**
Dec. 29	Eastern Ky. (H)	99	70
Jan. 4	Morehead St. (H)	112	94
Jan. 7	Toledo (A)	86	71
Jan. 11	Notre Dame (OT) (A)	80	75
Jan. 14	Valparaiso* (N)	79	53
Jan. 18	#15 Memphis St. (H)	85	75
Jan. 21	Eastern Ky. (H)	100	83
Jan. 28	#2 Dayton (OT) (A)	66	64
Feb. 2	Toledo (H)	93	64
Feb. 4	Ky. Wesleyan (A)	116	82
Feb. 11	Marquette (H)	76	65
Feb. 13	**Xavier (A)**	**59**	**99**
Feb. 15	Ky. Wesleyan (H)	84	74
Feb. 17	#2 Dayton (H)	59	56
Feb. 21	**Eastern Ky. (A)**	**84**	**86**
Feb. 25	Murray St. (A)	83	70
Feb. 29	Xavier (H)	83	70
NIT (New York, N.Y.)			
Mar. 19	Duquesne (N)	84	72
Mar. 22	St. Joseph's (Pa.) (N)	89	79
Mar. 24	#3 Dayton (N)	93	80
		2494	2114

* Played in Chicago, Ill.

1956-57 (WON 21, LOST 5)

COACH: Bernard L. Hickman
CAPTAIN: Bill Darragh

Date	Site	UL	OPP
Dec. 1	Morehead St. (H)	81	68
Dec. 4	Eastern Ky. (A)	73	54
Dec. 6	Detroit (A)	91	78
Dec. 8	**Canisius (A)**	**74**	**76**
Dec. 15	Marquette (A)	75	68
Dec. 18	**#9 St. Louis (A)**	**77**	**93**
Dec. 22	Notre Dame (H)*	85	75
Bluegrass Invitational (Louisville, Ky.)			
Dec. 28	#5 St. Louis (H)*	68	43
Dec. 29	Dayton (OT) (H)*	61	53
Jan. 5	DePaul (A)	86	67
Jan. 9	Memphis St. (H)	93	71
Jan. 16	Eastern Ky. (H)	104	67
Jan. 19	Ky. Wesleyan (H)	96	63
Jan. 26	Dayton (H)	57	56
Jan. 29	Loyola (La.) (A)	79	53
Jan. 31	Miami (Fla.) (A)	89	60
Feb. 2	**Memphis St. (A)**	**78**	**81**
Feb. 6	**Morehead St. (A)**	**74**	**85**
Feb. 9	Toledo (A)	103	70
Feb. 13	Marquette (H)	99	79
Feb. 16	Xavier (H)	87	69
Feb. 20	Murray St. (A)	97	82
Feb. 23	**Dayton (A)**	**48**	**50**
Feb. 27	DePaul (H)	97	76
Mar. 2	Toledo (H)	91	56
Mar. 6	Detroit (H)	86	76
		2149	1769

* Game played in Freedom Hall

1957-58 (WON 13, LOST 12)

COACH: Bernard L. Hickman
CAPTAIN: Jerry DuPont

Date	Site	UL	OPP
Dec. 2	**Evansville (A)**	**82**	**92**
Dec. 5	Georgetown Col. (H)	74	54
Dec. 7	Alabama (H)	80	72
Dec. 12	Iona (A)	89	65
Dec. 14	**Detroit (A)**	**64**	**68**
Dec. 18	Marquette (H)	73	65
Bluegrass Invitational (Louisville, Ky.)			
Dec. 20	Army (H)	66	61
Dec. 21	**#7 San Francisco (H)**	**55**	**62**
Jan. 1	**Murray St. (A)**	**61**	**75**
Jan. 4	**Xavier (3OT) (A)**	**80**	**82**
Jan. 8	St. Louis (H)	67	55
Jan. 11	**Marquette (A)**	**79**	**85**
Jan. 13	**DePaul (A)**	**60**	**62**
Jan. 18	Notre Dame (H)	94	83
Jan. 25	**#17 Dayton (H)**	**49**	**57**
Jan. 29	**Notre Dame (A)**	**53**	**73**
Feb. 1	Ky. Wesleyan (H)	86	74
Feb. 5	**Eastern Ky. (A)**	**62**	**75**
Feb. 8	Xavier (H)	76	74
Feb. 12	Detroit (H)	76	58
Feb. 15	Murray St. (H)	72	58
Feb. 19	**Ky. Wesleyan (A)**	**69**	**83**
Feb. 22	**#11 Dayton (A)**	**52**	**58**
Feb. 26	DePaul (H)	73	55
Mar. 3	Eastern Ky. (H)	78	55
		1770	1701

1958-59 (WON 19, LOST 12)

COACH: Bernard L. Hickman
CO-CAPTAIN: Harold Andrews and Don Goldstein

Date	Site	UL	OPP
Dec. 2	**Georgetown Col. (H)**	**78**	**84**
Dec. 6	Georgia Tech (H)	71	57
Dec. 8	**Bradley (A)**	**48**	**78**
Dec. 11	Stetson (H)	81	47
Dec. 13	Alabama (H)	62	43
Dec. 17	Wittenberg (H)	56	49
Bluegrass Invitational (Louisville,Ky.)			
Dec. 19	**#6 Northwestern (H)**	**68**	**73**
Dec. 20	**Notre Dame (H)**	**53**	**61**
Dixie Classic (Raleigh, N.C.)			
Dec. 29	**#6 NC State (OT) (A)**	**61**	**67**
Dec. 30	Wake Forest (N)	74	64
Dec. 31	**Duke (N)**	**54**	**57**
Jan. 3	**Xavier (A)**	**66**	**98**
Jan. 7	Eastern Ky. (H)	86	75
Jan. 10	Xavier (H)	70	66
Jan. 13	#7 Bradley (H)	79	66
Jan. 17	**#15 St. Louis (A)**	**68**	**69**
Jan. 24	Dayton (H)	76	59
Jan. 31	**#12 Marquette (A)**	**62**	**66**
Feb. 4	Florida Southern (H)*	88	57
Feb. 7	Kansas (H)	82	74
Feb. 10	Tampa (H)	96	56
Feb. 14	#11 Marquette (H)	68	55
Feb. 17	**DePaul (A)**	**63**	**70**
Feb. 21	Dayton (A)	58	54
Feb. 25	DePaul (H)	83	66
Feb. 28	Ohio (H)	72	70
NCAA Mideast Regional (Lexington, Ky.)			
Mar. 10	Eastern Ky. (N)	77	63
NCAA Mideast Regional (Evanston, Ill.)			
Mar. 13	#2 Kentucky (N)	76	61
Mar. 14	#7 Michigan St. (N)	88	81
NCAA Finals (Louisville, Ky.)			
Mar. 20	**#10 West Virginia (H)**	**79**	**94**
Mar. 21	**#5 Cincinnati (H)**	**85**	**98**
		2228	2078

* Game played at Jefferson Co. Armory

1959-60 (WON 15, LOST 11)

COACH: Bernard L. Hickman
CAPTAIN: Roger Tieman

Date	Site	UL	OPP
Dec. 1	Furman (H)	87	68
Dec. 5	**Georgia Tech (A)**	**56**	**68**
Dec. 7	Furman (A)	77	61
Dec. 10	Eastern Ky. (H)	75	67
Dec. 12	Davidson (H)	90	47
Dec. 19	**Cincinnati (H)**	**74**	**97**
Dec. 21	Alabama (H)	84	54
Dec. 23	Wittenberg (H)	59	46
Bluegrass Invitational (Louisville, Ky.)			
Dec. 28	Fordham (H)	66	61
Dec. 29	**#7 Indiana (H)**	**71**	**90**
Jan. 2	#20 DePaul (A)	75	74
Jan. 9	**Marquette (A)**	**57**	**61**
Jan. 16	Xavier (H)	84	62
Jan. 20	Murray St. (H)	78	72
Jan. 23	**#19 Dayton (A)**	**53**	**62**
Jan. 30	Ky. Wesleyan (H)	86	71
Feb. 3	Ky. Wesleyan (A)	80	72
Feb. 6	**Xavier (A)**	**64**	**75**
Feb. 10	**Marquette (H)**	**70**	**78**
Feb. 13	**DePaul (H)**	**76**	**85**
Feb. 20	Dayton (H)	80	55
Feb. 24	Murray St. (A)	74	67
Feb. 27	**Notre Dame* (N)**	**54**	**65**
Feb. 29	Miami (Ohio) (H)	83	65
Mar. 3	**Eastern Ky. (A)**	**63**	**81**
Mar. 7	**#13 St. Louis (H)**	**60**	**66**
		1876	1770

* Played at Chicago, Ill.

Year-by-Year Results

1960-61 (WON 21, LOST 8)

COACH: Bernard L. Hickman
CAPTAIN: John Turner

Date	Site	UL	OPP
Dec. 1	Alabama (H)	90	53
Dec. 3	Wittenberg (H)	56	36
Dec. 6	Bellarmine (A)	79	52
Dec. 8	Ky. Wesleyan (A)	74	73
Dec. 10	Xavier (H)	76	64
Bluegrass Invitational (Louisville, Ky.)			
Dec. 12	Georgia Tech (H)	74	65
Dec. 13	Western Ky. (H)	86	71
Dec. 17	Georgetown Col. (H)	90	63
Dec. 21	LSU (H)	72	53
Dec. 27	Brigham Young (H)	95	67
Dec. 31	#8 St. Louis (A)	49	47
Jan. 4	Eastern Ky. (H)	70	69
Jan. 7	Marquette (A)	84	63
Jan. 14	**DePaul (A)**	**70**	**78**
Jan. 18	**Xavier (A)**	**77**	**84**
Jan. 21	Dayton (H)	63	50
Jan. 25	Ky. Wesleyan (H)	82	66
Jan. 30	**Miami (Fla.) (A)**	**69**	**71**
Feb. 1	Tampa (A)	103	74
Feb. 3	Loyola (La.) (A)	75	58
Feb. 8	**Eastern Ky. (A)**	**74**	**80**
Feb. 15	Ohio (H)	117	84
Feb. 18	**Dayton (A)**	**71**	**91**
Feb. 22	**DePaul (H)**	**67**	**75**
Mar. 1	**Western Ky. (H)**	**80**	**96**
Mar. 6	Marquette (H)	75	50
NCAA Mideast Regional (Louisville, Ky.)			
Mar. 14	Ohio (H)	76	70
Mar. 17	**#1 Ohio St. (H)**	**55**	**56**
Mar. 18	Morehead St. (H)	83	61
		2232	1920

1961-62 (WON 15, LOST 10)

COACH: Bernard L. Hickman
CAPTAIN: Bud Olsen

Date	Site	UL	OPP
Dec. 2	Wittenberg (H)	44	36
Dec. 6	Miami (Fla.) (H)	77	59
Dec. 8	**#7 Duke (A)**	**56**	**86**
Bluegrass Invitational (Louisville, Ky.)			
Dec. 15	Texas (H)	76	60
Dec. 16	**St. Bonaventure (H)**	**72**	**73**
Dec. 20	St. Louis (H)	68	58
Dec. 23	Ky. Wesleyan (H)	86	63
Sugar Bowl Tournament (New Orleans, La.)			
Dec. 29	**LSU (N)**	**70**	**84**
Dec. 30	Maryland (N)	83	64
Jan. 6	**Marquette (A)**	**53**	**63**
Jan. 13	**Dayton (A)**	**64**	**72**
Jan. 17	Xavier (H)	85	60
Jan. 20	DePaul (A)	82	81
Jan. 27	Wichita St. (H)	91	75
Feb. 3	Tampa (H)	118	67
Feb. 7	**DePaul (3OT) (H)**	**78**	**79**
Feb. 10	**#7 Bradley (H)**	**79**	**80**
Feb. 14	**Xavier (A)**	**67**	**79**
Feb. 17	**Georgia Tech (A)**	**50**	**59**
Feb. 19	Loyola (La.) (H)	100	65
Feb. 21	Marquette (H)	85	63
Feb. 24	**Dayton (H)**	**59**	**65**
Feb. 28	Ohio (A)	95	86
Mar. 3	Ky. Wesleyan (A)	93	78
Mar. 7	Western Ky. (H)	88	71
		1919	1726

1962-63 (WON 14, LOST 11)

COACH: Bernard L. Hickman
CO-CAPTAIN: Jadie Frazier and Dick Peloff

Date	Site	UL	OPP
Dec. 1	Georgetown Col. (H)	90	67
Dec. 4	Ohio (A)	58	54
Dec. 8	Ky. Wesleyan (H)	78	44
Dec. 15	**#2 Duke (H)**	**75**	**76**
Dec. 18	**Vanderbilt (A)**	**72**	**95**
Dec. 22	**Wichita St. (A)**	**63**	**81**
Dec. 29	**Bradley (A)**	**70**	**71**
Jan. 2	Eastern Ky. (H)	79	70
Jan. 5	**Marquette (A)**	**64**	**68**
Jan. 9	Ky. Wesleyan (A)	70	64
Jan. 12	**Dayton (OT) (A)**	**65**	**70**
Jan. 16	Xavier (A)	75	66
Jan. 26	Bellarmine (H)	76	60
Jan. 30	Western Ky. (H)	81	66
Feb. 2	**DePaul (A)**	**73**	**78**
Feb. 6	**St. Louis (A)**	**58**	**78**
Feb. 9	**Miami (Fla.) (A)**	**84**	**94**
Feb. 11	**Memphis St. (A)**	**55**	**76**
Feb. 13	Xavier (OT) (H)	70	68
Feb. 16	#10 Georgia Tech (A)	78	73
Feb. 20	**Marquette (H)**	**76**	**77**
Feb. 23	Dayton (OT) (H)	61	55
Feb. 27	DePaul (OT) (H)	71	69
Mar. 2	Ohio (H)	73	49
Mar. 6	Eastern Ky. (A)	96	78
		1811	1747

1963-64 (WON 15, LOST 10)

COACH: Bernard L. Hickman
CO-CAPTAINS: Ron Hawley and Ron Rooks

Date	Site	UL	OPP
Nov. 30	Georgetown Col. (H)	113	82
Dec. 4	**Eastern Ky. (A)**	**65**	**78**
Dec. 7	Ky. Wesleyan (H)	77	71
Dec. 11	LaSalle (A)	70	60
Dec. 14	**St. Louis (H)**	**59**	**76**
Dec. 21	**#8 Vanderbilt (H)**	**82**	**91**
Dec. 23	So. Carolina (H)	66	57
Dec. 30	Ohio (H)	69	61
Jan. 1	Marquette (H)	85	67
Jan. 4	Memphis St. (H)	69	57
Jan. 8	Ky. Wesleyan (A)	72	63
Jan. 11	**Dayton (A)**	**59**	**67**
Jan. 15	**Xavier (A)**	**79**	**80**
Jan. 18	Georgia Tech* (H)	68	59
Jan. 25	Eastern Ky. (H)	80	60
Jan. 29	Bellarmine (H)	78	70
Feb. 1	#9 DePaul (A)	83	79
Feb. 8	Marquette (A)	85	73
Feb. 12	Xavier (H)	97	91
Feb. 15	**So. Illinois* (H)**	**57**	**59**
Feb. 19	St. Francis (Pa.) (H)	84	70
Feb. 22	**Dayton (H)**	**79**	**89**
Feb. 26	**#9 DePaul (H)**	**66**	**70**
Feb. 29	**Ohio (A)**	**79**	**88**
NCAA Mideast Regional (Evanston, Ill.)			
Mar. 10	**Ohio (OT) (N)**	**69**	**71**
		1890	1789

*Game played at Lou. Conv. Center.

1964-65 (WON 15, LOST 10)

COACH: Bernard L. Hickman
CO-CAPTAINS: Eddie Creamer and John Reuther

Date	Site	UL	OPP
Dec. 2	Georgetown Col. (H)	81	74
Dec. 5	Marquette (A)	73	60
Dec. 12	**Cincinnati* (A)**	**57**	**67**
Dec. 16	Syracuse (H)	67	62
Dec. 19	DePaul (H)	70	69
Dec. 23	Bellarmine (H)	88	71
Dec. 26	Bradley* (A)	82	74
Sugar Bowl Tournament (New Orleans, La.)			
Dec. 29	Georgia Tech (N)	77	71
Dec. 30	**Vanderbilt (N)**	**47**	**80**
Jan. 4	Drake* (H)	76	64
Jan. 6	LaSalle (H)	92	80
Jan. 9	**Tulsa* (A)**	**62**	**76**
Jan. 11	No. Texas St.* (OT) (A)	70	68
Jan. 16	**Georgia Tech+ (H)**	**63**	**66**
Jan. 19	Cincinnati* (3OT) (H)	82	80
Jan. 23	**Dayton (A)**	**78**	**83**
Jan. 30	**#5 Wichita St.* (A)**	**76**	**96**
Feb. 4	Tulsa*+ (H)	73	67
Feb. 6	No. Texas St.*+ (H)	98	72
Feb. 13	Bradley* (H)	80	78
Feb. 17	**St. Louis* (H)**	**63**	**70**
Feb. 20	**Drake* (A)**	**65**	**84**
Feb. 24	**Dayton (H)**	**70**	**75**
Feb. 27	**St. Louis* (A)**	**65**	**78**
Mar. 3	Wichita St.* (H)	79	70
* MVC game		1834	1835

+Game played at Convention Center

1965-66 (WON 16, LOST 10)

COACH: Bernard L. Hickman
TRI-CAPTAINS: Fred Holden, Wade Houston and Eddie Whitehead

Date	Site	UL	OPP
Dec. 1	Georgetown Col. (H)	77	58
Dec. 4	Central Missouri (H)	81	72
Dec. 8	**DePaul (A)**	**62**	**87**
Dec. 11	Marquette (H)	70	61
Dec. 15	**Dayton (A)**	**59**	**76**
Dec. 18	Bellarmine (H)	82	52
Dec. 22	Army (H)	84	56
Hurricane Classic (Miami Beach, Fla.)			
Dec. 27	Georgia Tech (N)	54	48
Dec. 28	Miami (Fla.) (OT) (N)	85	84
Jan. 1	St. Louis* (H)	84	80
Jan. 6	**Tulsa* (A)**	**79**	**84**
Jan. 8	No. Texas St.* (A)	70	58
Jan. 15	**#5 Bradley* (A)**	**62**	**79**
Jan. 19	Dayton (H)	94	77
Jan. 22	**Cincinnati* (H)**	**65**	**67**
Jan. 29	Bradley* (H)	103	71
Feb. 1	**St. Louis* (A)**	**60**	**64**
Feb. 5	**#10 Cincinnati* (A)**	**54**	**56**
Feb. 10	Drake* (A)	57	53
Feb. 12	**Wichita St.* (A)**	**87**	**102**
Feb. 17	Tulsa* (H)	64	50
Feb. 19	No. Texas St.* (H)	105	93
Feb. 24	Drake* (H)	79	70
Feb. 26	Wichita St.* (H)	81	66
Mar. 2	**LaSalle (A)**	**92**	**96**
NIT (New York, N.Y.)			
Mar. 12	**Boston Coll. (3OT) (N)**	**90**	**96**
*MVC game		1981	1856

1966-67 (WON 23, LOST 5)

COACH: Bernard L. Hickman
CO-CAPTAINS: Dave Gilbert and Joe Liedtke

Date	Site	UL	OPP
Dec. 3	Georgetown Col. (H)	99	81
Dec. 6	Southwestern La. (H)	107	68
Dec. 10	So. Illinois (2OT) (H)	70	66
Dec. 13	Tampa (H)	107	55
Dec. 15	Bellarmine (H)	104	55
Dec. 17	Dayton (H)	96	81
Dec. 21	St. Louis* (H)	75	68
Dec. 23	LaSalle (H)	106	88
Quaker City Classic (Philadelphia, Pa.)			
Dec. 27	Niagara (N)	98	73
Dec. 29	Syracuse (N)	75	71
Dec. 30	Princeton (N)	72	63
Jan. 3	Tulsa* (H)	76	62
Jan. 5	No. Texas St.* (H)	86	66
Jan. 11	**So. Illinois (A)**	**50**	**53**
Jan. 14	Bradley* (A)	103	74
Jan. 18	Dayton (A)	66	50
Jan. 21	**Cincinnati* (A)**	**58**	**59**
Jan. 28	Bradley* (H)	81	68
Feb. 1	St. Louis* (A)	82	62
Feb. 4	Cincinnati* (H)	65	57
Feb. 8	Drake* (A)	57	54
Feb. 11	Wichita St.* (H)	90	68
Feb. 16	No. Texas St.* (A)	68	61
Feb. 18	Tulsa* (A)	82	64
Feb. 22	Drake* (H)	86	63
Feb. 25	**Wichita St.* (A)**	**78**	**84**
NCAA Midwest Regional (Lawrence, Kan.)			
Mar. 17	**SMU (N)**	**81**	**83**
Mar. 18	**#3 Kansas (A)**	**68**	**70**
* MVC game		2286	1867

1967-68 (WON 21, LOST 7)

COACH: John Dromo **CAPTAIN:** Wes Unseld

Date	Site	UL	OPP
Dec. 1	Georgetown Col. (H)	118	86
Dec. 6	#4 Kansas (A)	57	51
Dec. 9	**Northwestern (A)**	**83**	**88**
Dec. 13	**Dayton (A)**	**47**	**63**
Dec. 19	St. Louis* (A)	76	64
Dec. 21	**Kansas (2OT) (H)**	**76**	**84**
Holiday Festival Tournament (New York, N.Y.)			
Dec. 26	LaSalle (N)	94	71
Dec. 28	**Columbia (N)**	**67**	**74**
Dec. 30	#10 Boston College (N)	81	74
Jan. 4	Tulsa* (A)	65	59
Jan. 6	No. Texas St.* (A)	66	52
Jan. 10	Memphis St.* (A)	78	58
Jan. 13	**Bradley* (A)**	**68**	**70**
Jan. 20	**Cincinnati* (A)**	**72**	**82**
Jan. 23	Dayton (H)	73	72
Jan. 27	Bradley* (H)	77	75
Jan. 31	St. Louis* (H)	73	63
Feb. 3	Cincinnati* (H)	81	65
Feb. 7	Drake* (H)	67	66
Feb. 10	Wichita St.* (OT) (A)	93	91
Feb. 13	No. Texas St.* (H)	81	72
Feb. 15	Tulsa* (OT) (H)	76	67
Feb. 21	Drake* (A)	86	80
Feb. 24	Wichita St.* (H)	98	88
Feb. 26	Memphis St.* (H)	76	52
Mar. 4	Bellarmine (H)	107	58
NCAA Midwest Regional (Wichita, Kan.)			
Mar. 15	**#1 Houston (N)**	**75**	**91**
Mar. 16	Kansas St. (N)	93	63
* MVC game		2204	1979

1968-69 (WON 21, LOST 6)

COACH: John Dromo
CO-CAPTAINS: Butch Beard and Jerry King

Date	Site	UL	OPP
Nov. 30	Georgetown Col. (H)	90	82
Dec. 4	Stetson (H)	84	69
Dec. 7	Southern Miss (H)	96	85
Dec. 11	SMU (A)	79	73
Dec. 14	Dayton (H)	84	69
Dec. 16	Florida St. (H)	79	78
Dec. 18	Memphis St.* (H)	67	66
Dec. 30	No. Texas St.* (H)	86	73
Jan. 2	Wichita St.* (H)	71	58
Jan. 4	**Tulsa* (A)**	**69**	**85**
Jan. 6	St. Louis* (2OT) (A)	81	80
Jan. 11	**#19 Cincinnati* (A)**	**75**	**87**
Jan. 15	**Dayton (A)**	**67**	**69**
Jan. 25	Drake* (H)	84	70
Feb. 1	Bradley* (H)	77	64
Feb. 6	Memphis St.* (A)	60	51
Feb. 8	No. Texas St.* (A)	78	75
Feb. 13	#7 Tulsa* (OT) (H)	83	81
Feb. 15	Wichita St.* (A)	65	62
Feb. 22	Cincinnati* (H)	72	68
Feb. 26	St. Louis* (H)	93	67
Mar. 1	**Drake* (A)**	**67**	**101**
Mar. 3	Bellarmine (H)	93	80
Mar. 6	Bradley* (A)	82	78
MVC Playoff (Wichita, Kan.)			
Mar. 10	**#11 Drake (N)**	**73**	**77**
NIT (New York, N.Y.)			
Mar. 16	Fordham (N)	73	70
Mar. 18	**#16 Boston College (N)**	**83**	**88**
* MVC game		2111	2006

Year-by-Year Results

1969-70 (WON 18, LOST 9)

COACH: John Dromo **CAPTAIN:** Mike Grosso

Date	Site	UL	OPP
Dec. 6	Cal.-Riverside (H)	99	63
Dec. 9	**Dayton (H)**	**56**	**72**
Dec. 13	Furman (H)	93	69
Dec. 20	Florida (A)	94	87
Dec. 22	**Florida St. (A)**	**69**	**79**
Dec. 29	SMU (H)	105	79
Jan. 3	Tulsa* (H)	84	67
Jan. 6	St. Louis* (A)	68	65
Jan. 10	Cincinnati* (A)	64	63
Jan. 14	Dayton (A)	77	69
Jan. 17	**Stetson^ (N)**	**80**	**87**
Jan. 21	Wichita St.* (H)	59	58
Jan. 24	**Drake* (A)**	**75**	**86**
Jan. 28	St. Louis* (OT) (H)	62	60
Jan. 31	Bradley* (H)	71	69
Feb. 4	Memphis St.* (H)	77	48
Feb. 7	No. Texas St.* (H)	71	60
Feb. 10	Wichita St.* (A)	91	84
Feb. 12	Tulsa* (A)	77	67
Feb. 18	Bellarmine (H)	95	75
Feb. 21	**Cincinnati* (H)**	**52**	**53**
Feb. 25	Georgetown Col. (H)	107	85
Feb. 28	**#16 Drake* (H)**	**73**	**79**
Mar. 2	**No. Texas St.* (A)**	**80**	**98**
Mar. 4	Memphis St.* (A)	83	82
Mar. 7	**Bradley* (A)**	**67**	**72**
NIT (New York, N.Y.)			
Mar. 15	**Oklahoma (N)**	**73**	**74**
*MVC game		2102	1950

^ Played in Orlando, Florida

1970-71 (WON 20, LOST 9)

COACH: John Dromo, Howard Stacey

CAPTAIN: Game Captains

Date	Site	UL	OPP
Dec. 1	Vanderbilt (A)	82	74
Dec. 5	Florida (H)	105	87
Dec. 9	Dayton (H)	72	70
Dec. 12	**Alabama (A)**	**82**	**91**
Dec. 19	San Francisco St. (H)	94	59
Dec. 21	#12 Kansas (H)	87	75
Dec. 28	Bellarmine (H)	102	76
Dec. 30	SMU (A)	97	85
Jan. 2	Tulsa* (A)	86	74
Jan. 4	Georgetown Col. (H)	115	76
Jan. 7	North Texas St.* (A)	90	72
Jan. 9	**Memphis St.* (A)**	**75**	**78**
Jan. 13	Dayton (A)	73	68
Jan. 16	**Bradley* (A)**	**74**	**78**
Jan. 20	Cincinnati (H)	85	72
Jan. 23	**Drake* (A)**	**78**	**81**
Jan. 27	St. Louis* (H)	90	76
Jan. 30	Bradley* (H)	86	75
Feb. 3	Tulsa* (H)	98	85
Feb. 11	Wichita St.* (A)	94	85
Feb. 17	Drake* (H)	94	52
Feb. 20	Wichita St.* (OT) (H)	98	97
Feb. 24	**Cincinnati (A)**	**78**	**79**
Feb. 27	**North Texas St.* (H)**	**73**	**79**
Mar. 4	**St. Louis* (A)**	**60**	**73**
Mar. 6	Memphis St.* (H)	102	73
MVC Playoff (Peoria, Ill.)			
Mar. 11	St. Louis (N)	68	66
Mar. 13	**Drake (N)**	**71**	**86**
NIT (New York, N.Y.)			
Mar. 20	**Providence (N)**	**58**	**64**
* MVC game		2464	2206

1971-72 (WON 26, LOST 5)

COACH: Denny Crum

CO-CAPTAINS: Jim Price and Al Vilcheck

Date	Site	UL	OPP
Dec. 1	**Florida (A)**	**69**	**70**
Dec. 4	Bellarmine (H)	116	58
Dec. 8	Dayton (H)	88	60
Dec. 11	Kansas (A)	74	65
Dec. 21	Alabama (H)	89	70
Dec. 22	SMU (H)	96	62
Holiday Festival Tournament (New York, N.Y.)			
Dec. 27	Syracuse (N)	103	81
Dec. 28	St. Peter's (N)	126	80
Dec. 30	Fordham (N)	96	82
Jan. 8	Cincinnati (A)	84	76
Jan. 12	Dayton (A)	71	64
Jan. 15	Bradley* (A)	75	71
Jan. 22	Drake* (OT) (A)	79	77
Jan. 24	North Texas St.* (H)	95	72
Jan. 26	St. Louis* (H)	77	59
Jan. 29	Bradley* (H)	52	46
Feb. 2	**Memphis State* (H)**	**69**	**77**
Feb. 5	Drake* (H)	92	75
Feb. 9	Wichita St.* (H)	65	64
Feb. 12	Tulsa* (A)	84	66
Feb. 19	Wichita St.* (A)	69	60
Feb. 23	Cincinnati (H)	93	73
Feb. 27	St. Louis* (A)	84	78
Feb. 29	North Texas St.* (A)	90	85
Mar. 2	**#20 Memphis St.* (A)**	**65**	**80**
Mar. 6	Tulsa* (H)	102	83
MVC Playoff (Nashville, Tenn.)			
Mar. 11	#11 Memphis St. (N)	83	72
NCAA Midwest Regional (Ames, Iowa)			
Mar. 16	Southwestern La. (N)	88	84
Mar. 18	Kansas St. (N)	72	65
NCAA Finals (Los Angeles, Calif.)			
Mar. 23	**#1 UCLA (N)**	**77**	**96**
Mar. 25	**#2 North Carolina (N)**	**91**	**105**
* MVC game		2607	2237

1972-73 (WON 23, LOST 7)

COACH: Denny Crum

CAPTAIN: Game Captains

Date	Site	UL	OPP
Nov. 30	**Vanderbilt+ (H)**	**57**	**66**
Dec. 2	Georgetown Col. (H)	66	57
Dec. 5	Dayton (H)	75	58
Dec. 9	Butler (H)	90	67
Dec. 18	Navy (H)	68	52
Dec. 20	Florida (H)	69	57
Dec. 23	Utah (A)	84	67
Rainbow Classic (Honolulu, Hawaii)			
Dec. 27	Fordham (N)	100	73
Dec. 29	Hawaii (A)	95	82
Dec. 30	**#11 North Carolina (N)**	**86**	**89**
Jan. 4	No. Texas St.* (H)	76	69
Jan. 6	Detroit (H)	76	58
Jan. 13	Wichita St.* (2 OT) (A)	78	75
Jan. 17	Dayton (A)	74	73
Jan. 20	**St. Louis* (A)**	**51**	**61**
Jan. 25	**#17 Memphis St.* (A)**	**76**	**81**
Jan. 27	**No. Texas St.* (A)**	**64**	**78**
Jan. 29	New Mexico St.* (H)	91	64
Feb. 1	Bradley* (H)	91	74
Feb. 3	St. Louis* (H)	88	49
Feb. 5	**Cincinnati (A)**	**79**	**81**
Feb. 8	#15 Memphis St.* (H)	83	69
Feb. 15	Drake* (A)	80	77
Feb. 17	Bradley* (A)	84	78
Feb. 22	West Texas St.* (A)	85	70
Feb. 24	Cincinnati (H)	91	81
Mar. 1	Tulsa* (H)	69	62
Mar. 3	Drake* (H)	66	60
NIT (New York, N.Y.)			
Mar. 17	American (N)	97	84
Mar. 20	**Notre Dame (N)**	**71**	**79**
* MVC game		2361	2091

+ Game played in Convention Center.

1973-74 (WON 21, LOST 7)

COACH: Denny Crum

CAPTAIN: Game Captains

Date	Site	UL	OPP
Dec. 1	**Cincinnati (H)**	**58**	**65**
Dec. 3	#14 Houston (H)	87	81
Dec. 5	Dayton (H)	75	68
Dec. 8	Butler (A)	91	81
Dec. 15	Florida St. (H)	90	78
Dec. 18	Clemson (A)	74	70
Dec. 22	Bradley* (H)	74	65
Citizen's Fidelity Bank Holiday Classic			
Dec. 27	Eastern Ky. (H)	91	75
Dec. 28	**#13 Alabama (H)**	**55**	**65**
Jan. 5	Tulsa* (A)	78	75
Jan. 9	**Cincinnati (A)**	**70**	**77**
Jan. 12	Drake* (A)	87	82
Jan. 19	Memphis St. (H)	94	81
Jan. 23	Dayton (A)	90	72
Jan. 28	Drake* (H)	75	73
Jan. 31	North Texas St.* (H)	97	81
Feb. 2	West Texas St.* (H)	99	73
Feb. 7	**New Mexico St.* (A)**	**73**	**76**
Feb. 9	West Texas St.* (A)	81	62
Feb. 14	**Memphis St. (A)**	**71**	**78**
Feb. 19	Wichita St.* (H)	106	90
Feb. 23	St. Louis* (A)	93	85
Feb. 28	St. Louis* (H)	95	85
Mar. 2	Bradley* (OT) (A)	87	84
Mar. 4	Illinois St. (H)	117	107
Mar. 7	Detroit (A)	89	74
NCAA Midwest Regional (Tulsa, Okla.)			
Mar. 14	**Oral Roberts (A)**	**93**	**96**
Mar. 16	**#19 Creighton (N)**	**71**	**80**
* MVC game		2361	2179

1974-75 (WON 28, LOST 3)

COACH: Denny Crum

CAPTAIN: Game Captains

Date	Site	UL	OPP
Dec. 2	Houston (A)	91	87
Dec. 5	Dayton (A)	76	65
Dec. 14	Florida St. (A)	84	75
Dec. 18	Clemson (H)	90	75
Dec. 21	#6 Marquette (A)	80	69
Citizen's Fidelity Bank Holiday Classic			
Dec. 26	Western Ky. (H)	107	81
Dec. 27	Florida St. (H)	79	61
Jan. 4	Bradley* (OT) (H)	82	80
Jan. 7	Cincinnati (H)	82	74
Jan. 9	West Texas St.* (A)	53	51
Jan. 11	New Mexico St.* (A)	82	69
Jan. 18	Drake* (OT) (H)	55	53
Jan. 23	St. Louis (A)	78	70
Jan. 25	**Bradley* (A)**	**59**	**65**
Jan. 30	New Mexico St.* (H)	51	42
Feb. 1	No. Texas St.* (H)	112	67
Feb. 6	Wichita St.* (A)	62	57
Feb. 8	**Tulsa* (A)**	**77**	**82**
Feb. 13	Drake* (A)	86	66
Feb. 16	St. Louis (H)	75	68
Feb. 20	Wichita St.* (H)	85	76
Feb. 22	Tulsa* (H)	104	79
Feb. 25	West Texas St.* (H)	75	69
Mar. 1	North Texas St.* (A)	92	73
Mar. 4	Memphis St. (H)	84	79
Mar. 6	Dayton (H)	83	67
NCAA Midwest Regional (Tulsa, Okla.)			
Mar. 15	#16 Rutgers (N)	91	78
NCAA Midwest Regional (Las Cruses, N.M.)			
Mar. 20	#12 Cincinnati (N)	78	63
Mar. 22	#4 Maryland (N)	96	82
NCAA Finals (San Diego, Calif.)			
Mar. 29	**#1 UCLA (OT) (N)**	**74**	**75**
Mar. 31	#6 Syracuse (OT) (N)	96	88
* MVC game		2519	2186

1975-76 (WON 20, LOST 8)

COACH: Denny Crum

CAPTAIN: Game Captains

Date	Site	UL	OPP
Nov. 29	#19 Memphis St. (A)	79	75
Dec. 6	Murray St. (H)	78	59
Dec. 9	Cal Poly (H)	84	70
Dec. 13	**DePaul (H)**	**76**	**78**
Dec. 16	St. Louis (H)	87	71
Dec. 20	Manhattan (H)	78	71
Louisville Holiday Classic			
Dec. 26	Kentucky St. (H)	106	93
Dec. 27	Texas A&M (H)	102	88
Jan. 3	**West Texas St. (OT)(H)**	**78**	**84**
Jan. 6	**#15 Cincinnati (A)**	**73**	**77**
Jan. 10	**Providence (A)**	**60**	**63**
Jan. 13	Idaho St. (2OT) (A)	52	51
Jan. 15	Tulsa (A)	78	68
Jan. 17	Drake (H)	95	79
Jan. 19	Wichita St. (H)	56	52
Jan. 22	West Texas St. (A)	69	57
Jan. 28	Dayton (H)	83	74
Feb. 1	So. Illinois (H)	98	93
Feb. 4	Morehead St. (H)	90	68
Feb. 7	Bradley (A)	74	71
Feb. 14	Drake (A)	85	73
Feb. 17	Tulsa (OT) (H)	98	90
Feb. 21	**#2 Marquette (H)**	**62**	**72**
Feb. 26	So. Illinois (A)	73	72
Feb. 28	**Wichita St. (OT) (A)**	**74**	**78**
Mar. 1	Bradley (H)	107	89
Metro 6 Tournament (Louisville, Ky.)			
Mar. 5	**Memphis St. (H)**	**76**	**87**
NIT (New York, N.Y.)			
Mar. 16	**Providence (N)**	**67**	**73**
		2238	2076

1976-77 (WON 21, LOST 7)

COACH: Denny Crum

CAPTAIN: Game Captains

Date	Site	UL	OPP
Dec. 1	Vanderbilt (OT) (A)	81	76
Dec. 4	**Syracuse (H)**	**75**	**76**
Dec. 6	Va. Commonwealth (H)	89	60
Dec. 8	Idaho St. (H)	89	68
Dec. 11	**Purdue (A)**	**70**	**72**
Dec. 18	#2 Marquette (OT) (A)	78	75
Dec. 22	Tenn.-Chattanooga (H)	81	71
Louisville Holiday Classic			
Dec. 28	Rutgers (H)	76	68
Dec. 29	Creighton (2OT) (H)	69	66
Jan. 3	Florida St.* (OT) (H)	78	75
Jan. 8	Tulane* (A)	90	81
Jan. 15	Marshall (H)	104	85
Jan. 19	#2 Cincinnati* (H)	83	77
Jan. 22	St. Louis* (A)	74	55
Jan. 24	Long Island (H)	107	68
Jan. 27	Dayton (A)	76	71
Jan. 29	Rhode Island (H)	105	87
Feb. 5	Memphis St.* (H)	111	92
Feb. 6	#15 Providence (H)	68	64
Feb. 9	SW Louisiana (H)	103	82
Feb. 12	**#10 Las Vegas (A)**	**96**	**99**
Feb. 15	Tulsa (A)	91	67
Feb. 19	**Memphis St.* (A)**	**77**	**87**
Feb. 22	Northeast Louisiana (H)	95	65
Feb. 25	Georgia Tech* (H)	91	80
Feb. 27	**#9 North Carolina (N)+**	**89**	**96**
Metro Conference Tournament (Memphis, Tenn.)			
Mar. 4	**Georgia Tech (N)**	**55**	**56**
NCAA West Regional (Pocatello, Idaho)			
Mar. 12	**#2 UCLA (N)**	**79**	**87**
** Metro Conference Game.*		2380	2106

+ game played in Charlotte, N.C.

Year-by-Year Results

1977-78 (WON 23, LOST 7)

COACH: Denny Crum
CAPTAIN: Game Captains

Date	Site	UL	OPP
Nov. 30	**Providence (A)**	**51**	**57**
Dec. 3	Vanderbilt (H)	96	66
Dec. 7	#9 Michigan (A)	88	85
Dec. 10	Robert Morris (H)	104	68
Dec. 13	#17 Purdue (H)	68	66
Dec. 19	Dayton (H)	69	63
Dec. 22	#2 Marquette (H)	61	60
Louisville Holiday Classic			
Dec. 28	LaSalle (H)	113	85
Dec. 29	**Georgia (OT) (H)**	**70**	**73**
Jan. 3	Memphis St.* (A)	78	75
Jan. 7	#12 Cincinnati* (A)	78	75
Jan. 14	Georgia Tech* (H)	90	84
Jan. 18	SW Louisiana (H)	78	75
Jan. 22	**Florida St.* (H)**	**66**	**70**
Jan. 26	Tulane* (A)	105	82
Feb. 1	Marshall (A)	85	69
Feb. 4	Cincinnati* (H)	83	76
Feb. 7	Tulane* (H)	115	86
Feb. 11	St. Louis* (A)	63	61
Feb. 14	**Georgia Tech* (A)**	**59**	**69**
Feb. 17	**#14 Florida St.* (A)**	**70**	**81**
Feb. 19	**Minnesota (A)**	**71**	**72**
Feb. 23	Ball St. (H)	104	84
Feb. 25	Memphis St.* (H)	115	97
Feb. 27	St. Louis* (H)	94	59
Metro Conference Tournament (Cincinnati, Ohio)			
Mar. 2	Tulane (N)	93	64
Mar. 3	Memphis St. (N)	67	62
Mar. 4	#11 Florida St. (N)	94	93
NCAA Midwest Regional (Tulsa, Okla.)			
Mar. 12	St. John's (N)	76	68
NCAA Midwest Regional (Lawrence, Kan.)			
Mar. 17	**#3 DePaul (2OT) (N)**	**89**	**90**
		2493	2215

** Metro Conference Game.*

1978-79 (WON 24, LOST 8)

COACH: Denny Crum
CAPTAIN: Game Captains

Date	Site	UL	OPP
Seawolf Classic (Anchorage, Alaska)			
Nov. 24	Penn St. (N)	89	58
Nov. 25	Lamar (N)	90	68
Nov. 26	**#12 NC State (N)**	**66**	**72**
Dec. 2	Tennessee (H)	82	61
Dec. 6	#6 Michigan (H)	86	84
Dec. 9	Idaho (H)	101	54
Dec. 12	**Ohio State (A)**	**69**	**85**
Dec. 16	West Virginia (H)	106	60
Dec. 23	Providence (H)	88	70
Louisville Holiday Classic			
Dec. 28	Wisconsin (H)	70	53
Dec. 29	**Mississippi St. (H)**	**73**	**80**
Jan. 4	Tenn.-Chattanooga (H)	94	70
Jan. 6	SW Louisiana (H)	73	60
Jan. 8	Marshall (H)	112	64
Jan. 13	Maryland (A)	99	84
Jan. 16	Dayton (A)	77	76
Jan. 18	Cincinnati* (A)	82	77
Jan. 20	Florida St.* (A)	67	65
Jan. 24	St. Louis* (H)	80	65
Jan. 28	Virginia Tech* (H)	82	72
Jan. 31	Florida St.* (H)	84	71
Feb. 3	Cincinnati* (H)	88	85
Feb. 5	Memphis St.* (H)	103	82
Feb. 8	Tulane* (A)	77	66
Feb. 10	**#9 Marquette (A)**	**55**	**71**
Feb. 15	St. Louis* (A)	78	62
Feb. 17	**Memphis St.* (A)**	**53**	**60**
Feb. 18	**#5 Duke (N)**	**72**	**88**
Feb. 24	Tulane* (H)	95	71
Metro Conference Tournament (Memphis, Tenn.)			
Mar. 2	**Virginia Tech (N)**	**68**	**72**
NCAA Midwest Regional (Dallas, Texas)			
Mar. 10	South Alabama (N)	69	66
NCAA Midwest Regional (Cincinnati, Ohio)			
Mar. 15	**#5 Arkansas (N)**	**62**	**73**
** Metro Conference Game.*		2590	2245

1979-80 (WON 33, LOST 3)

COACH: Denny Crum
CO-CAPTAINS: Darrell Griffith and Tony Branch

Date	Site	UL	OPP
Dec. 1	South Alabama (H)	75	73
Dec. 5	Tenn.-Chattanooga (H)	87	63
Dec. 8	Tennessee (A)	77	75
Dec. 13	UNC Charlotte (H)	93	76
Dec. 14	Western Ky. (H)	96	74
Dec. 19	#2 Ohio St. (H)	75	65
Dec. 22	**Utah (A)**	**69**	**71**
Hawaii Rainbow Classic (Honolulu, Hawaii)			
Dec. 28	Princeton (N)	64	53
Dec. 29	**Illinois (N)**	**64**	**77**
Dec. 30	Nebraska (N)	65	58
Jan. 3	Tulsa (H)	78	58
Jan. 5	Kansas St. (H)	85	73
Jan. 8	St. Louis* (H)	94	65
Jan. 12	Memphis St.* (A)	69	48
Jan. 19	Tulane* (A)	76	59
Jan. 22	Marquette (H)	76	63
Jan. 25	St. Louis* (A)	99	74
Jan. 27	Florida St.* (H)	79	73
Jan. 31	Tulane* (H)	64	60
Feb. 3	#9 St. John's (A)	76	71
Feb. 4	Memphis St.* (H)	88	60
Feb. 6	Cincinnati* (H)	88	73
Feb. 9	Providence (A)	79	73
Feb. 11	Virginia Tech* (OT) (A)	56	54
Feb. 14	West Virginia (A)	90	78
Feb. 16	Cincinnati* (A)	61	57
Feb. 18	Virginia Tech* (H)	77	72
Feb. 21	**Iona** (N)**	**60**	**77**
Feb. 24	Florida St.* (A)	83	75
Metro Conference Tournament (Louisville, Ky.)			
Feb. 29	Memphis St. (H)	84	65
Mar. 1	Florida St. (H)	81	72
NCAA Midwest Regional (Lincoln, Neb.)			
Mar. 8	Kansas St. (OT) (N)	71	69
NCAA Midwest Regional (Houston, Texas)			
Mar. 14	Texas A&M (OT) (N)	66	55
Mar. 16	#3 Louisiana St. (N)	86	66
NCAA Finals (Indianapolis, Ind.)			
Mar. 22	Iowa (N)	80	72
Mar. 24	UCLA (N)	59	54
** Metro Conference Game*		2770	2411

*** game played at Madison Square Garden*

1980-81 (WON 21, LOST 9)

COACH: Denny Crum
CAPTAIN: Game Captains

Date	Site	UL	OPP
Hall of Fame Game (Springfield, Mass.)			
Nov. 22	**#2 DePaul (N)**	**80**	**86**
Dec. 4	**Tulsa (A)**	**60**	**68**
Dec. 6	**Oklahoma St. (A)**	**71**	**72**
Dec. 13	#4 Maryland (H)	78	67
Dec. 20	**Utah (H)**	**59**	**78**
Dec. 22	**Minnesota (H)**	**56**	**62**
Winston Tire Classic (Los Angeles, Calif.)			
Dec. 29	**#6 North Carolina (N)**	**64**	**86**
Dec. 30	So. California (N)	79	50
Jan. 3	**Kansas St. (A)**	**47**	**64**
Jan. 5	Tulane* (A)	73	53
Jan. 10	Cincinnati* (A)	83	68
Jan. 17	Florida St.* (H)	98	78
Jan. 18	Missouri (H)	71	49
Jan. 22	**Memphis St. (OT) (A)**	**55**	**60**
Jan. 27	Providence (H)	71	55
Jan. 29	St. Louis* (H)	61	57
Jan. 31	Virginia Tech* (H)	92	70
Feb. 2	US International (H)	86	68
Feb. 4	Tulane* (H)	85	58
Feb. 7	Florida St.* (OT) (A)	82	73
Feb. 9	Virginia Tech* (A)	71	66
Feb. 14	Marquette (A)	79	60
Feb. 16	Memphis St.* (H)	95	65
Feb. 18	Iona (H)	91	57
Feb. 23	Cincinnati* (H)	81	67
Feb. 25	St. Louis* (A)	97	85
Feb. 28	Western Ky. (H)	90	75
Metro Conference Tournament (Louisville, Ky.)			
Mar. 6	Virginia Tech (H)	81	68
Mar. 7	Cincinnati (H)	42	31
NCAA Midwest Regional (Austin, Texas)			
Mar. 14	**#20 Arkansas (N)**	**73**	**74**
**Metro Conference Game.*		2251	1970

1981-82 (WON 23, LOST 10)

COACH: Denny Crum
CAPATIN: Game Captains

Date	Site	UL	OPP
Wendy's Classic (Bowling Green, Ky.)			
Dec. 4	Tulane* (N)	55	54
Dec. 5	Western Ky. (A)	71	66
Dec. 9	Purdue (A)	73	71
Dec. 12	Tennessee St. (H)	83	58
Suntory Ball (Tokyo, Japan)			
Dec. 17	Pennsylvania (N)	76	68
Dec. 20	**#20 Oregon St. (N)**	**56**	**62**
Dec. 23	Morehead St. (H)	103	70
Dec. 26	**#13 DePaul (A)**	**68**	**75**
Jan. 2	Duke (H)	99	61
Jan. 4	Florida St.* (H)	79	57
Jan. 7	St. Louis* (H)	89	53
Jan. 9	**Virginia Tech* (OT)(A)**	**74**	**75**
Jan. 13	South Alabama (A)	76	68
Jan. 16	Cincinnati* (H)	74	58
Jan. 17	**#2 Missouri (N)**	**55**	**69**
Jan. 23	**Virginia Tech* (H)**	**76**	**78**
Jan. 24	**#3 Virginia (H)**	**56**	**74**
Jan. 30	**Florida St.* (A)**	**65**	**71**
Feb. 3	Tulane* (H)	61	56
Feb. 6	**#19 Memphis St.*(OT)(A)**	**65**	**74**
Feb. 7	St. John's (H)	70	60
Feb. 13	Cincinnati* (A)	67	53
Feb. 18	St. Louis* (A)	99	69
Feb. 22	#12 Memphis St.* (H)	65	61
Feb. 25	Cleveland St. (H)	95	74
Feb. 28	Marquette (H)	80	68
Metro Conference Tournament (Memphis, Tenn.)			
Mar. 5	St. Louis (N)	76	44
Mar. 6	Florida St. (N)	97	73
Mar. 7	**#13 Memphis St. (A)**	**62**	**73**
NCAA Mideast Regional (Nashville, Tenn.)			
Mar. 13	Middle Tennessee (N)	81	56
NCAA Mideast Regional (Birmingham, Ala.)			
Mar. 18	#7 Minnesota (N)	67	61
Mar. 20	#17 Ala.-Birmingham (A)	75	68
NCAA Finals (New Orleans, La.)			
Mar. 27	**#6 Georgetown (N)**	**46**	**50**
** Metro Conference Game.*		2434	2128



Darrell Griffith celebrates the 1980 national championship.

Year-by-Year Results



Players celebrate after beating Duke to win the 1986 national championship.

1982-83 (WON 32, LOST 4)

COACH: Denny Crum
CO-CAPTAINS: Scooter McCray and,Rodney McCray

Date	Site	UL	OPP
Great Alaska Shootout (Anchorage, Alaska)			
Nov. 26	Florida (N)	80	63
Nov. 27	Washington (N)	58	47
Nov. 28	Vanderbilt (N)	80	70
Dec. 1	Santa Clara (A)	84	56
Dec. 4	**Purdue (H)**	**63**	**69**
Dec. 8	Eastern Ky. (H)	82	53
Dec. 15	South Alabama (H)	94	77
Dec. 18	Oklahoma St. (H)	67	66
Dec. 21	#15 NC State (H)	57	52
Dec. 28	**#5 UCLA (A)**	**72**	**76**
Jan. 3	Cincinnati* (H)	65	58
Jan. 5	Ky. Wesleyan (H)	79	58
Jan. 8	Florida St.* (A)	96	69
Jan. 12	Duke (A)	91	76
Jan. 16	DePaul (H)	63	58
Jan. 18	Tulane* (A)	63	55
Jan. 22	So. Mississippi* (H)	63	48
Jan. 26	Rutgers (N) +	54	49
Jan. 29	**#6 Virginia (A)**	**81**	**98**
Feb. 2	Cincinnati* (A)	79	73
Feb. 5	Lamar (H)	85	60
Feb. 7	Florida St.* (H)	89	63
Feb. 9	Tulane* (H)	73	56
Feb. 12	Marquette (A)	81	73
Feb. 19	#13 Memphis St.* (A)	75	66
Feb. 22	Wright St. (H)	71	55
Feb. 26	Western Ky.* (A)	73	62
Feb. 28	Murray St. (H)	66	58
Mar. 2	Virginia Tech* (A)	73	64
Mar. 6	#17 Memphis St.*(OT)(H)	64	62
Metro Conference Tournament (Cincinnati, Ohio)			
Mar. 12	#17 Memphis St. (N)	71	68
Mar. 13	Tulane (N)	66	51
NCAA Mideast Regional (Evansville, Ind.)			
Mar. 20	Tennessee (N)	70	57
NCAA Mideast Regional (Knoxville, Tenn.)			
Mar. 24	#9 Arkansas (N)	65	63
Mar. 26	#12 Kentucky (OT) (N)	80	68
NCAA Finals (Albuquerque, N.M.)			
Apr. 2	**#1 Houston (N)**	**81**	**94**
** Metro Conference Game.*		2682	2309
+ game played at Madison Square Garden			

1983-84 (WON 24, LOST 11)

COACH: Denny Crum
CAPTAIN: Game Captains

Date	Site	UL	OPP
Nov. 26	**#2 Kentucky (A)**	**44**	**65**
Nov. 30	**Purdue (OT) (A)**	**83**	**90**
Dec. 3	So. Methodist (H)	89	65
Dec. 7	#5 Iowa (H)	79	58
Dec. 12	Indiana St. (H)	105	69
Dec. 17	#6 NC State (A)	83	79
Western Airlines-Chaminade Classic (Honolulu, Hawaii)			
Dec. 25	**#3 Houston (N)**	**73**	**76**
Dec. 26	**Chaminade (A)**	**72**	**83**
Dec. 28	Hawaii Pacific (A)	89	71
Jan. 2	Morehead St. (H)	85	50
Jan. 5	Iona (N)	93	81
Jan. 7	Cincinnati* (A)	51	37
Jan. 14	Virginia Tech* (OT) (H)	83	79
Jan. 18	Cincinnati* (H)	78	64
Jan. 22	#9 UCLA (H)	86	78
Jan. 25	Florida St.* (H)	95	71
Jan. 28	**Marquette (H)**	**60**	**65**
Jan. 30	So. Mississippi* (A)	63	56
Feb. 1	Tulane* (H)	62	56
Feb. 4	La Salle (A)	93	88
Feb. 6	**Florida St.* (A)**	**60**	**75**
Feb. 8	So. Mississippi* (H)	63	56
Feb. 11	**Virginia (H)**	**45**	**50**
Feb. 13	**Virginia Tech* (A)**	**74**	**76**
Feb. 18	#8 Memphis St.* (A)	85	78
Feb. 20	Wright St. (H)	90	69
Feb. 22	Western Ky. (H)	69	60
Feb. 26	**#5 DePaul* (A)**	**63**	**73**
Feb. 29	Tulane* (A)	61	60
Mar. 3	#14 Memphis St.* (H)	68	58
Metro Conference Tournament (Memphis, Tenn.)			
Mar. 8	Cincinnati (N)	62	55
Mar. 9	**Virginia Tech (N)**	**61**	**69**
NCAA Mideast Regional (Milwaukee, Wis.)			
Mar. 16	Morehead St. (N)	72	59
Mar. 18	#12 Tulsa (N)	69	67
NCAA Mideast Regional (Lexington, Ky.)			
Mar. 22	**#3 Kentucky (A)**	**67**	**72**
**Metro Conference Game.*		2575	2358

1984-85 (WON 19, LOST 18)

COACH: Denny Crum
CAPTAIN: Game Captains

Date	Site	UL	OPP
Nov. 24	#4 Indiana (A)	75	64
Dec. 1	Va. Commonwealth (H)	67	55
Wendy's Classic (Bowling Green, Ky.)			
Dec. 7	**Louisiana Tech (N)**	**64**	**73**
Dec. 8	St. Francis (N)	76	63
Dec. 15	Kentucky (H)	71	64
Dec. 17	Tampa (H)	87	55
Dec. 20	Hawaii-Hilo (A)	80	75
Western Airlines-Chaminade Classic (Honolulu, Hawaii)			
Dec. 22	**Chaminade (A)**	**65**	**67**
Dec. 25	**#17 Oklahoma (N)**	**72**	**90**
Dec. 29	**Loyola-Chicago (H)**	**81**	**93**
Jan. 3	Santa Clara (H)	72	67
Jan. 9	Tulane* (H)	52	51
Jan. 12	Florida St.* (A)	63	62
Jan. 16	**So. Mississippi* (A)**	**63**	**72**
Jan. 19	**#5 Memphis St.* (H)**	**66**	**69**
Jan. 21	**South Carolina* (A)**	**59**	**64**
Jan. 24	**Cincinnati* (A)**	**54**	**56**
Jan. 26	NC State (H)	84	78
Jan. 30	**Virginia Tech* (H)**	**61**	**81**
Feb. 2	#13 DePaul (H)	77	73
Feb. 6	**Cincinnati* (H)**	**63**	**69**
Feb. 9	**Virginia (A)**	**65**	**74**
Feb. 11	Virginia Tech* (A)	70	65
Feb. 16	**#9 So. Methodist (A)**	**64**	**72**
Feb. 18	So. Mississippi* (H)	88	71
Feb. 20	Florida St.* (H)	83	72
Feb. 24	**UCLA (A)**	**65**	**75**
Feb. 26	**Tulane* (A)**	**56**	**68**
Feb. 28	South Carolina* (H)	70	54
Mar. 2	**#4 Memphis St.* (A)**	**59**	**66**
Metro Conference Tournament (Louisville, Ky.)			
Mar. 7	South Carolina (H)	74	61
Mar. 8	**#5 Memphis State (H)**	**74**	**81**
NIT (Broadbent Arena - Louisville, Ky.)			
Mar. 14	Alcorn State (H)	77	75
NIT (Louisville, Ky.)			
Mar. 20	South Florida (H)	68	61
Mar. 24	Tenn.-Chattanooga (H)	71	66
NIT Finals (New York, N.Y.)			
Mar. 27	**UCLA (N**	**66**	**75**
Mar. 29	**Tennessee (N)**	**84**	**100**
**Metro Conference Game.*		2588	2583

1985-86 (WON 32, LOST 7)

COACH: Denny Crum
CAPTAIN: Game Captains

Date	Site	UL	OPP
Big Apple NIT (Cincinnati, Ohio)			
Nov. 22	Miami (Ohio) (N)	81	65
Nov. 24	Tulsa (N)	80	74
Big Apple NIT (New York, N.Y.)			
Nov. 29	**#5 Kansas (N)**	**78**	**83**
Dec. 1	**#18 St. John's (N)**	**79**	**86**
Dec. 7	Purdue (H)	77	58
Dec. 10	Iona (H)	88	75
Dec. 14	Western Ky. (H)	73	70
Dec. 18	#17 Indiana (H)	65	63
Dec. 28	**#13 Kentucky (A)**	**64**	**69**
Jan. 4	Wyoming (H)	94	62
Jan. 6	Eastern Ky. (H)	86	55
Jan. 9	**#6 Memphis St.* (A)**	**71**	**73**
Jan. 13	So. Mississippi* (A)	59	54
Jan. 15	Florida St.* (A)	85	64
Jan. 18	#4 Syracuse (H)	83	73
Jan. 20	**Cincinnati* (H)**	**82**	**84**
Jan. 25	**#7 Kansas (A)**	**69**	**71**
Jan. 28	LaSalle (H)	72	60
Feb. 1	UCLA (H)	91	72
Feb. 3	South Carolina* (H)	74	72
Feb. 6	#15 Virginia Tech* (H)	103	68
Feb. 8	**NC State (A)**	**64**	**76**

Year-by-Year Results

Feb. 10	#15 Virginia Tech* (A)	93	83
Feb. 13	Cincinnati* (A)	74	58
Feb. 15	DePaul (A)	72	53
Feb. 17	So. Mississippi* (H)	83	74
Feb. 19	Florida St.* (H)	89	67
Feb. 22	Houston (A)	76	59
Feb. 24	South Alabama (H)	66	55
Feb. 26	South Carolina* (A)	65	63
Mar. 2	#7 Memphis St.* (H)	70	69
Metro Conference Tournament (Louisville, Ky.)			
Mar. 8	Cincinnati (H)	86	65
Mar. 9	#10 Memphis St. (H)	88	79
NCAA West Regional (Ogden, Utah)			
Mar. 13	Drexel (N)	93	73
Mar. 15	#14 Bradley (N)	82	68
NCAA West Regional (Houston, Texas)			
Mar. 20	#8 North Carolina (N)	94	79
Mar. 22	Auburn (N)	84	76
NCAA Finals (Dallas, Texas)			
Mar. 29	LSU (N)	88	77
Mar. 31	#1 Duke (N)	72	69
**Metro Conference Game.*		3096	2694

1986-87 (WON 18, LOST 14)

COACH: Denny Crum
CAPTAIN: Game Captains

Date	Site	UL	OPP
Great Alaska Shootout (Anchorage, Alaska)			
Nov. 28	**Northeastern (N) (OT)**	**84**	**88**
Nov. 29	**Washington (N)**	**54**	**69**
Nov. 30	**Texas (N)**	**70**	**74**
Dec. 6	Eastern Kentucky (H)	98	86
Dec. 8	Fairleigh Dickinson (H)	82	74
Dec. 10	#8 Western Kentucky (A)	60	58
Dec. 13	**DePaul (H)**	**68**	**75**
Dec. 17	Tampa (H)	68	60
Dec. 23	**#8 Indiana (A)**	**58**	**67**
Dec. 27	**#18 Kentucky (H)**	**51**	**85**
Jan. 3	Rutgers (H)	79	49
Jan. 5	Nevada-Reno (H)	92	77
Jan. 7	Florida State* (A)	73	64
Jan. 10	Wyoming (A)	67	64
Jan. 14	**Southern Miss* (A)**	**69**	**76**
Jan. 18	**#6 Purdue (A)**	**73**	**88**
Jan. 20	Virginia Tech* (H)	84	62
Jan. 22	Cincinnati* (H)	81	69
Jan. 28	**Memphis State* (H)**	**48**	**64**
Jan. 31	**#20 Kansas (H)**	**58**	**62**
Feb. 2	South Carolina* (H)	90	62
Feb. 5	Virginia Tech* (A)	90	71
Feb. 7	North Carolina St. (H)	87	75
Feb. 11	South Carolina* (A)	59	55
Feb. 14	**#9 Syracuse (A)**	**72**	**99**
Feb. 16	Southern Miss* (H) (OT)	85	84
Feb. 18	Florida State* (H)	87	71
Feb. 22	**Memphis State* (A)**	**57**	**58**
Feb. 25	Cincinnati* (A)	81	69
Feb. 28	**UCLA (A)**	**86**	**99**
Metro Conference Tournament (Louisville, Ky.)			
Mar. 7	Southern Miss (H)	78	71
Mar. 8	**Memphis State (H)**	**52**	**75**
** Metro Conference Game.*		2339	2302

1987-88 (WON 24, LOST 11)

COACH: Denny Crum
CAPTAIN: Game Captains

Date	Site	UL	OPP
Bank One/Big Four Classic (Indianapolis, Ind.)			
Dec. 5	**Notre Dame (N)**	**54**	**69**
Dec. 12	**#1 Kentucky (A)**	**75**	**76**
Dec. 16	Cleveland State (H)	93	79
Dec. 19	#5 Indiana (H)	81	69
Dec. 22	Eastern Ky. (H)	87	69
Rainbow Classic (Honolulu, Hawaii)			
Dec. 28	So. Methodist (N)	87	79
Dec. 29	**NC State (N)**	**75**	**80**
Dec. 30	Mississippi St. (N)	86	62
Jan. 4	South Alabama (H)	80	69
Jan. 6	**Georgia Tech (H)**	**61**	**62**
Jan. 9	**Florida State* (A)**	**76**	**83**
Jan. 16	UCLA (H)	92	79
Jan. 18	Western Kentucky (H)	84	71
Jan. 20	Cincinnati* (A) (OT)	91	89
Jan. 23	**#5 Purdue (H)**	**85**	**91**
Jan. 26	Dayton (A)	90	59
Jan. 28	**#20 Southern Miss* (A)**	**92**	**95**
Jan. 30	**Memphis State* (A)**	**68**	**72**
Feb. 1	Virginia Tech* (H)	107	99
Feb. 3	South Carolina* (H)	68	53
Feb. 6	Houston (H)	73	69
Feb. 13	**NC State (A)**	**89**	**101**
Feb. 15	Cincinnati* (H)	90	78
Feb. 17	Florida State* (H)	82	62
Feb. 20	So. Carolina* (A) (2OT)	98	88
Feb. 24	#18 Southern Miss* (H)	94	84
Feb. 27	Virginia Tech* (A)	87	82
Feb. 29	Memphis State* (H)	71	69
Mar. 2	Austin Peay (H)	84	78
Mar. 5	**DePaul (A)**	**58**	**77**
Metro Conference Tournament (Memphis, Tenn.)			
Mar. 12	South Carolina (N)	89	57
Mar. 13	Memphis State (A)	81	73
NCAA Southeast Regional (Atlanta, Ga.)			
Mar. 17	Oregon State (N)	70	61
Mar. 19	#19 Brigham Young (N)	97	76
NCAA Southeast Regional (Birmingham, Ala.)			
Mar. 24	**#4 Oklahoma (N)**	**98**	**108**
** Metro Conference Game.*		2893	2668

1988-89 (WON 24, LOST 9)

COACH: Denny Crum
CAPTAIN: Pervis Ellison,Kenny Payne

Date	Site	UL	OPP
Big Apple NIT (Cincinnati, Ohio)			
Nov. 18	**Xavier (A)**	**83**	**85**
Nov. 30	**Vanderbilt (A)**	**62**	**65**
Bank One/Big Four Classic (Indianapolis, Ind.)			
Dec. 3	Indiana (N)	101	79
Dec. 6	Murray State (H)	83	51
Dec. 8	Western Kentucky (A)	81	69
Dec. 10	Dayton (H)	95	68
Dec. 17	Oklahoma State (H)	92	90
Dec. 21	Eastern Kentucky (H)	76	40
Dec. 31	Kentucky (H)	97	75
Jan. 4	Virginia (H)	74	71
Jan. 7	DePaul (H)	81	67
Jan. 9	Virginia Tech* (A)	82	73
Jan. 11	South Carolina* (H)	75	52
Jan. 15	#19 Georgia Tech (A)	67	65
Jan. 22	#10 UNLV (H)	92	74
Jan. 26	Southern Miss* (A)	95	76
Jan. 29	**#17 Ohio State (H)**	**79**	**85**
Feb. 1	Virginia Tech* (H)	108	95
Feb. 4	Memphis State* (A)	101	85
Feb. 6	**#8 Florida State* (H)**	**78**	**81**
Feb. 8	Cincinnati* (A)	69	66
Feb. 12	**UCLA (A)**	**75**	**77**
Feb. 16	#7 Florida State* (A) (OT)	78	77
Feb. 20	**Memphis State* (H)**	**67**	**72**
Feb. 22	Southern Miss.* (H)	96	83
Feb. 25	**South Carolina* (A)**	**73**	**77**
Mar. 1	**Cincinnati* (H)**	**71**	**77**
Mar. 4	Notre Dame (A)	87	77
Metro Conference Tournament (Columbia, S.C.)			
Mar. 11	Memphis State (N)	71	70
Mar. 12	#14 Florida State (N)	87	80
NCAA Midwest Regional (Indianapolis, Ind.)			
Mar. 16	Ark.-Little Rock (N)	76	71
Mar. 18	Arkansas (N)	93	84
NCAA Midwest Regional (Minneapolis, Minn.)			
Mar. 24	**#3 Illinois (N)**	**69**	**83**
**Metro Conference Game.*		2714	2440

1989-90 (WON 27, LOST 8)

COACH: Denny Crum
CAPTAIN: Game Captains

Date	Site	UL	OPP
Maui Classic (Lahaina, Maui, Hawaii)			
Nov. 24	Chaminade (N)	89	70
Nov. 25	**#11 Missouri (N)**	**79**	**82**
Nov. 26	Villanova (N)	83	69
Bank One/Big Four Classic (Indianapolis, Ind.)			
Dec. 2	#19 Notre Dame (N)	84	73
Dec. 4	Cleveland State (H)	104	77
Dec. 6	Vanderbilt (H)	101	75
Dec. 9	Western Kentucky (H)	75	61
Dec. 16	New Mexico (H)	78	49
Dec. 18	Austin Peay (H)	93	59
Dec. 30	Kentucky (A)	86	79
Jan. 4	**Cincinnati* (H)**	**66**	**71**
Jan. 7	#15 UCLA (H)	97	80
Jan. 11	South Carolina* (A)	79	66
Jan. 14	Florida State* (A)	73	66
Jan. 18	Tulane* (A)	109	96
Jan. 20	Memphis State* (H)	86	69
Jan. 27	**DePaul (A)**	**62**	**66**
Jan. 29	Southern Miss.* (H)	105	88
Feb. 1	Virginia Tech* (H)	96	69
Feb. 4	**Ohio State (A) (OT)**	**88**	**91**
Feb. 6	Florida State* (H)	69	50
Feb. 8	South Carolina* (H)	95	77
Feb. 10	**#16 Georgia Tech (H)**	**84**	**94**
Feb. 15	Virginia Tech* (A)	97	78
Feb. 17	Virginia (A)	72	56
Feb. 20	**Memphis State* (A)**	**68**	**82**
Feb. 24	**#4 UNLV (A)**	**81**	**91**
Feb. 27	Tulane* (H)	99	85
Mar. 1	Cincinnati* (A)	86	71
Mar. 3	Southern Miss.* (A)	73	71
Metro Conference Tournament (Biloxi, Miss.)			
Mar. 8	Tulane (N)	79	66
Mar. 9	Memphis State (N)	76	73
Mar. 10	Southern Miss. (N)	83	80
NCAA West Regional (Salt Lake City, Utah)			
Mar. 15	Idaho (N)	78	59
Mar. 17	**Ball State (N)**	**60**	**62**
** Metro Conference Game.*		2933	2551

1990-91 (WON 14, LOST 16)

COACH: Denny Crum
CAPTAIN: Game Captains

Date	Site	UL	OPP
Bank One/Big Four Classic (Indianapolis, Ind.)			
Dec. 1	**#10 Indiana (N)**	**52**	**72**
Dec. 12	DePaul (H)	94	75
Dec. 15	Prairie View A&M (H)	100	76
Dec. 17	Western Kentucky (A)	86	79
Dec. 19	Cleveland State (H)	95	80
Dec. 22	George Mason (A)	85	80
Dec. 29	**#18 Kentucky (H)**	**85**	**93**
Jan. 3	**Cincinnati* (A)**	**64**	**72**
Jan. 5	**#10 UCLA (A)**	**81**	**88**
Jan. 7	**#20 South Carolina*(H)**	**64**	**67**
Jan. 10	**Memphis State* (H)**	**56**	**65**
Jan. 12	**Florida State* (A)**	**66**	**77**
Jan. 14	Tulane* (A)	79	73
Jan. 19	South Alabama (H)	85	83
Jan. 24	**#15 Southern Miss* (H)**	**81**	**84**
Jan. 26	**#1 UNLV (H)**	**85**	**97**
Jan. 30	**Virginia Tech* (H)**	**79**	**86**
Feb. 2	**#17 Southern Miss* (A)**	**66**	**77**
Feb. 6	**South Carolina* (A)**	**67**	**70**
Feb. 9	Florida State* (H)	88	72
Feb. 13	**Virginia Tech* (A)**	**56**	**72**
Feb. 16	**Memphis State* (A)**	**73**	**91**
Feb. 20	Southwestern La. (H)	104	77
Feb. 24	**Georgia Tech (A)**	**69**	**82**
Feb. 26	Tulane* (H)	95	72
Feb. 28	Cincinnati* (H)	68	61
Mar. 1	Notre Dame (H)	65	59
Metro Conference Tournament (Roanoke, Va.)			
Mar. 7	#22 Southern Miss (N)	83	76
Mar. 8	Memphis State (N)	72	70
Mar. 9	**Florida State (N)**	**69**	**76**
**Metro Conference Game.*		2312	2302

1991-92 (WON 19, LOST 11)

COACH: Denny Crum
CAPTAIN: Game Captains

Date	Site	UL	OPP
Nov. 23	Howard (H)	102	73
Dec. 5	Notre Dame (A)	84	81
Dec. 10	Maryland (H)	96	79
Dec. 14	George Mason (H)	85	66
Dec. 19	Morehead State (H)	90	76
Dec. 21	Louisiana State (A)	93	92
Dec. 28	**#17 Kentucky (A)**	**89**	**103**
Jan. 2	Houston (H)	60	56
Jan. 4	**Tulane* (H) (OT)**	**83**	**87**
Jan. 9	**Va. Commonwealth* (A)**	**57**	**66**
Jan. 11	#4 Kansas (A)	85	78
Jan. 16	South Florida* (H)	60	47
Jan. 18	Wyoming (H)	68	60
Jan. 23	Southern Miss* (H)	88	74
Jan. 25	**#18 Georgia Tech (H)**	**65**	**73**
Jan. 28	Virginia Tech* (A)	78	68
Jan. 30	**#17 UNC Charlotte* (A)(OT)**	**68**	**77**
Feb. 2	**#2 UCLA (H)**	**64**	**78**
Feb. 6	#20 UNC Charlotte* (H)	73	63
Feb. 8	Xavier (N)+	86	73
Feb. 13	**South Florida* (A)**	**66**	**69**
Feb. 16	**DePaul (A)**	**81**	**84**
Feb. 18	Va. Commonwealth* (H)	89	71
Feb. 22	Arizona State (A) (OT)	63	62
Feb. 27	#15 Tulane* (A)	87	72
Feb. 29	**Southern Miss* (A)**	**70**	**82**
Mar. 7	Virginia Tech* (H)	79	59
Metro Conference Tournament (Louisville, Ky.)			
Mar. 13	**Va. Commonwealth (H)**	**65**	**74**
NCAA West Regional (Tempe, Ariz.)			
Mar. 20	Wake Forest (N)	81	58
Mar. 22	**#4 UCLA (N)**	**69**	**85**
**Metro Conference Game.*		2324	2186

+played at Riverfront Coliseum, Cincinnati, Ohio

1992-93 (WON 22, LOST 9)

COACH: Denny Crum
CAPTAIN: Game Captains

Date	Site	UL	OPP
Dec. 5	#18 Michigan State (N)	73	69
Dec. 9	**Vanderbilt (A)**	**88**	**90**
Dec. 12	**#3 Kentucky (H)**	**68**	**88**
Dec. 16	DePaul (H)	93	88
Kuppenheimer Classic (Atlanta, Ga.)			
Dec. 19	**#17 Georgia Tech (N)**	**85**	**87**
Dec. 28	**Maryland (A)**	**67**	**72**
Jan. 2	Oral Roberts (H)	122	76
Jan. 7	South Florida* (A)	98	75
Jan. 9	UNC Charlotte* (A)	69	57
Jan. 11	Xavier (H)	76	73
Jan. 14	Va. Commonwealth* (H)	77	68
Jan. 16	**#4 Kansas (H)**	**77**	**98**
Jan. 21	Southern Miss* (A)	85	81
Jan. 24	Arizona State (H)	85	59
Jan. 28	Virginia Tech* (A)	76	65
Jan. 30	Va. C'wealth* (OT) (A)	90	88

Year-by-Year Results

Feb. 4	South Florida* (H)	78	61
Feb. 6	Southern Miss* (H)	86	71
Feb. 11	**#20 Tulane*(A)**	**60**	**62**
Feb. 14	#12 UNLV (A)	90	86
Feb. 16	**Western Kentucky (H)**	**77**	**78**
Feb. 21	**Houston (A)**	**81**	**89**
Feb. 25	UNC Charlotte* (H)	69	64
Feb. 27	#16 Tulane* (H)	94	67
Mar. 4	Virginia Tech* (H)	82	61
Mar. 7	Notre Dame (H)	83	68
Metro Conference Tournament			
(Louisville, Ky.)			
Mar. 13	UNC Charlotte (H)	71	59
Mar. 14	Va. Commonwealth (H)	90	78
NCAA Midwest Regional (Indianapolis, Ind.)			
Mar. 19	Delaware (N)	76	70
Mar. 21	#23 Oklahoma State (N)	78	63
NCAA Midwest Regional (St. Louis, Mo.)			
Mar. 25	**#1 Indiana (N)**	**69**	**82**
** Metro Conference Game.*		2513	2293

1993-94 (WON 28, LOST 6)

COACH: Denny Crum

CAPTAINS: Greg Minor, Dwayne Morton

Date	Site	UL	OPP
Nov. 27	**#2 Kentucky (A)**	**70**	**78**
Dec. 4	Michigan State (H)	77	68
Dec. 8	Morehead State (H)	107	81
Dec. 11	Eastern Kentucky (H)	90	66
Dec. 18	Wyoming (A)	72	55
Dec. 22	#25 Western Ky. (OT)(H)	78	73
Rainbow Classic (Honolulu, Hawaii)			
Dec. 28	UC Santa Barbara (N)	76	53
Dec. 29	Florida (N)	83	68
Dec. 30	Hawaii (A)	85	79
Jan. 4	George Mason (H)	132	87
Jan. 6	South Florida* (H)	80	56
Jan. 8	**Va. C'wealth (OT)(H)**	**89**	**93**
Jan. 13	Virginia Tech* (H)	95	76
Jan. 15	#17 Georgia Tech (H)	88	68
Jan. 20	Tulane* (A)	83	76
Jan. 22	Southern Miss* (H)	70	69
Jan. 27	Virginia Tech* (A)	74	63
Jan. 29	Va. Commonwealth* (A)	94	74
Feb. 3	UNC Charlotte* (H)	76	55
Feb. 6	Vanderbilt (H)	78	62
Feb. 10	South Florida* (A)	65	50
Feb. 12	Tulane (H)	77	73
Feb. 17	**UNC Charlotte* (A)**	**62**	**64**
7-Up Shootout (Orlando, Fla.)			
Feb. 20	**#13 Temple (N)**	**53**	**68**
Feb. 23	Louisiana State (H)	82	64
Feb. 26	Notre Dame (OT) (A)	85	82
Feb. 28	Howard (H)	108	65
Mar. 2	Southern Miss* (A)	82	75
Mar. 6	**#15 UCLA (A)**	**72**	**75**
Metro Tournament (Biloxi, Miss.)			
Mar. 12	Virginia Tech (N)	76	67
Mar. 13	Southern Miss (N)	69	61
NCAA West Regional (Sacramento, Calif.)			
Mar. 18	Boise State (N)	67	58
Mar. 20	#23 Minnesota (N)	60	55
NCAA West Regional (Los Angeles, Calif.)			
Mar. 24	**#9 Arizona (N)**	**70**	**82**
** Metro Conference Game*		2725	2339

1994-95 (WON 19, LOST 14)

COACH: Denny Crum

CAPTAINS: Tick Rogers, Brian Kiser

Date	Site	UL	OPP
Great Alaska Shootout			
(Anchorage, Alaska)			
Nov. 23	Jackson State (N)	90	64
Nov. 25	**Brigham Young (N)**	**60**	**75**
Nov. 26	**#21 Villanova (N)**	**81**	**82**
Dec. 3	**#18 Michigan State (A)**	**71**	**85**
Dec. 5	Western Carolina (H)	108	76
Dec. 10	Eastern Kentucky (H)	89	75
Kuppenheimer Classic,			
Georgia Dome (Atlanta, Ga.)			
Dec. 17	#14 Georgia Tech (N)	77	72
Dec. 22	UNLV (H)	89	72
Dec. 29	Dayton (A)	92	78
Jan. 1	#5 Kentucky (H)	88	86
Jan. 5	**Va. C'wealth* (A)**	**63**	**67**
Jan. 7	Notre Dame (H)	80	72
Jan. 12	Virginia Tech* (A)	62	61
Jan. 14	**Southern Miss* (H)**	**72**	**74**
Jan. 19	**UNC Charlotte* (A)**	**82**	**86**
Jan. 21	**Tulane* (A)**	**73**	**76**
Jan. 23	San Francisco (H)	82	61
Jan. 26	Virginia Tech* (H)	78	74
Jan. 28	UNC Charlotte* (H)	79	57
Jan. 30	**Towson State (A)**	**69**	**81**
Feb. 2	South Florida* (H)	66	65
Feb. 4	Tulane* (H)	71	56
Feb. 9	South Florida* (A)	79	64
Feb. 12	**Temple (H)**	**48**	**53**
Feb. 16	**Southern Miss* (A)**	**63**	**74**
Worcester Centrum (Worcester, Mass.)			
Feb. 19	**#5 Massachusetts (N)+**	**76**	**91**
Feb. 25	**DePaul (A)**	**81**	**82**
Mar. 2	Va. Commonwealth* (H)	80	64
Mar. 5	**#1 UCLA (H)**	**73**	**91**
Metro Tournament (Louisville, Ky.)			
Mar. 10	Va. Commonwealth (H)	84	61
Mar. 11	Tulane (H) (OT)	81	80
Mar. 12	Southern Miss (H)	78	64
NCAA Midwest Regional (Austin, Texas)			
Mar. 17	**Memphis (N)**	**56**	**77**
** Metro Conference Game*		2521	2396

+ game played in Worcester, Mass..

1995-96 (WON 22, LOST 12)

COACH: Denny Crum

CAPTAINS: Tick Rogers, Brian Kiser

Date	Site	UL	OPP
San Juan (Puerto Rico) Shootout			
Nov. 24	American (P. Rico) (N)	90	86
Nov. 25	Va. Commonwealth (N)	83	74
Nov. 26	**Auburn (N)**	**78**	**82**
Nov. 30	**Boston College (A)**	**67**	**81**
Dec. 2	Michigan State (H)	79	59
Dec. 6	Morehead State (H)	119	61
Dec. 9	Texas (H)	101	78
Dec. 13	Eastern Ky. (H)	87	70
Jeep Eagle Classic (Atlanta, Ga.)			
Dec. 16	**#19 Georgia Tech (N)**	**77**	**88**
Dec. 20	Murray State (H)	81	72
Dec. 23	**#4 Kentucky (A)**	**66**	**89**
Dec. 30	Towson State (H)	96	72
Jan. 3	Saint Louis* (A)	67	63
Jan. 7	DePaul* (A)	81	71
Jan. 10	**UNC Charlotte* (H)**	**66**	**78**
Jan. 13	**St. John's (A)**	**64**	**86**
Jan. 17	UAB* (A)	78	70
Jan. 21	Southern Miss* (H)	87	61
Jan. 24	Saint Louis* (H)	61	57
Jan. 27	#15 UCLA (A)	78	76
Jan. 31	South Florida* (A)	57	54
Feb. 3	#11 Memphis* (H)	74	56
Feb. 8	**Tulane* (H)**	**65**	**68**
Feb. 10	UAB* (H)	81	66
Feb. 15	UNC Charlotte* (A)	67	64
Feb. 22	#6 Cincinnati* (A)	72	66
Feb. 25	**#19 Memphis* (A)**	**54**	**57**
Feb. 28	**Marquette* (2 OT)(H)**	**79**	**80**
Mar. 2	**#2 Massachusetts (H)**	**59**	**62**
Conference USA Tournament			
(Memphis, Tenn.)			
Mar. 7	Tulane (N)	98	79
Mar. 8	**#8 Cincinnati (N)**	**81**	**92**
NCAA Midwest Regional (Milwaukee, Wis.)			
Mar. 15	Tulsa (OT) (N)	82	80
Mar. 17	#10 VIllanova (N)	68	64
NCAA Midwest Regional			
(Minneapolis, Minn.)			
Mar. 21	**#9 Wake Forest (N)**	**59**	**60**
**Conference USA Game*		2602	2422

1996-97 (WON 26, LOST 9)

COACH: Denny Crum

CAPTAINS: Alvin Sims,DeJuan Wheat

Date	Site	UL	OPP
Big Island Invitational (Hilo, Hawaii)			
Nov. 29	Montana State (N)	92	78
Nov. 30	Illinois (N)	70	60
Dec. 1	Colorado (N)	92	82
John Wooden Classic (Anaheim, Calif.)			
Dec. 7	LSU (N) (OT)	93	87
Dec. 11	Dayton (H)	80	67
Market Square Arena (Indianapolis, Ind.)			
Dec. 14	Purdue (N)	88	72
Dec. 16	Wright State (H)	65	57
Dec. 21	#19 Arkansas (A)(OT)	91	88
Dec. 23	Tennessee State (H)	102	54
Dec. 29	#25 Boston Col. (H) (2OT)	89	85
Dec. 31	**#3 Kentucky (H)**	**54**	**74**
Jan. 3	UAB* (A)	93	79
Jan. 6	UNC Charlotte* (A)	92	81
Jan. 11	Georgia Tech (H)	60	56
Jan. 15	Houston* (H)	92	78
Jan. 19	#23 Texas (A)(OT)	85	78
Jan. 23	**Memphis* (H)**	**58**	**64**
Jan. 25	UCLA (H)	74	71
Jan. 28	DePaul* (H)	71	54
Jan. 30	#8 Cincinnati* (H)	81	70
Feb. 2	**Temple (A)**	**44**	**67**
Feb. 6	**Saint Louis* (H)**	**62**	**64**
Feb. 9	**Memphis* (A)**	**59**	**79**
Feb. 15	Houston* (A)	70	66
Feb. 17	South Florida* (H)	75	64
Feb. 20	**Marquette* (A)(OT)**	**71**	**79**
Feb. 22	Southern Miss.* (A)(OT)	75	72
Feb. 26	UNC Charlotte* (H)	72	71
Mar. 1	**Tulane* (A)**	**71**	**83**
C-USA Tournament (St. Louis, Mo.)			
Mar. 5	South Florida (N)	69	58
Mar. 6	**UNC Charlotte (N)**	**60**	**64**
NCAA East Region (Pittsburgh, Pa.)			
Mar. 14	Massachusetts (N)	65	57
Mar. 16	#11 New Mexico (N)	64	63
NCAA East Regional (Syracuse, N.Y.)			
Mar. 21	Texas (N)	78	63
Mar. 23	**#4 North Carolina (N)**	**74**	**97**
**Conference USA Game*		2631	2482

1997-98 (WON 12, LOST 20)

COACH: Denny Crum

CAPTAINS: Game Captains

Date	Site	UL	OPP
Puerto Rico Shootout			
Nov. 27	Hofstra (N)	75	66
Nov. 28	Illinois (N)	58	57
Nov. 29	**Georgia Tech (N)**	**69**	**73**
Great Eight Classic (Chicago, Ill.)			
Dec. 3	**#3 North Carolina (N)**	**72**	**81**
Dec. 6	**#6 Purdue (H)**	**69**	**87**
Dec. 9	**#15 Arkansas (H)**	**83**	**100**
Dec. 17	Morehead State (H)	84	54
Delta Airlines Classic (Atlanta, Ga.)			
Dec. 20	**Georgia Tech (N)**	**86**	**94**
Dec. 22	**#18 Mississippi (H)**	**70**	**74**
Dec. 27	#4 Kentucky (A)	79	76
Dec. 29	Southeast Missouri (H)	91	69
Jan. 3	**#25 Marquette* (H)**	**70**	**71**
Jan. 6	St. John's (H)	73	67
Jan. 8	DePaul* (H)	73	57
Jan. 10	**#18 Syracuse (A)**	**65**	**69**
Jan. 15	**UAB* (A)**	**53**	**55**
Jan. 18	**Cincinnati* (H)**	**57**	**71**
Jan. 20	Saint Louis* (H)	87	81
Jan. 22	**UNC Charlotte* (A)**	**75**	**84**
Jan. 25	**#9 UCLA (A)**	**82**	**88**
Jan. 29	**#18 Cincinnati* (A)**	**61**	**67**
Jan. 31	**Saint Louis* (A)**	**55**	**64**
Feb. 5	**South Florida* (H)**	**60**	**62**
Feb. 7	Tulane* (H)	81	62
Feb. 12	Houston* (A)	72	69
Feb. 15	**UNC Charlotte* (H)**	**68**	**73**
Feb. 19	**Marquette* (A)**	**52**	**57**
Feb. 21	**Memphis* (A)**	**75**	**93**
Feb. 25	**Southern Miss* (H)**	**62**	**72**
Feb. 28	DePaul* (A)(OT)	85	82
C-USA Tournament (Cincinnati, Ohio)			
Mar. 4	South Florida (N)	75	64
Mar. 5	**#14 Cincinnati (A)**	**50**	**64**
**Conference USA Game*		2267	2303

1998-99 (WON 19, LOST 11)

COACH: Denny Crum

CAPTAINS: Game Captains

Date	Site	UL	OPP
Nov. 22	Western Kentucky (H)	99	78
Dec. 5	**Mississippi (A)**	**69**	**88**
Dec. 7	Towson (H)	106	73
Dec. 17	**#7 North Carolina (A)**	**72**	**77**
Dec. 19	DePaul* (H)	90	63
Dec. 21	Dayton (A)	68	65
Dec. 26	#3 Kentucky (H)	83	74
Dec. 30	Morgan State (H)	95	47
Jan. 2	**#13 Michigan State (A)**	**57**	**69**
Jan. 6	Saint Louis* (H)	93	70
Jan. 10	South Florida* (A)	95	74
Jan. 13	Marquette* (A)	78	63
Jan. 17	DePaul* (A)	71	68
Jan. 21	**#5 Cincinnati* (H)**	**55**	**81**
Jan. 23	**#13 UCLA (H)**	**70**	**82**
Jan. 28	**Saint Louis* (A)**	**52**	**62**
Jan. 30	**UNC Charlotte* (H)**	**49**	**58**
Feb. 4	Memphis* (H)	89	76
Feb. 6	Marquette* (H)	81	77
Feb. 11	UNC Charlotte* (A)	79	68
Feb. 14	Georgia Tech (H)	78	58
Feb. 16	Houston* (H)	106	78
Feb. 18	Tulane* (A)	80	75
Feb. 21	**#9 Cincinnati* (A)**	**78**	**91**
Feb. 25	UAB* (H)	91	60
Feb. 27	**Southern Miss.* (A)**	**58**	**59**
C-USA Tournament (Birmingham, Ala.)			
Mar. 4	Saint Louis (N)	70	61
Mar. 5	UAB (A)	77	68
Mar. 6	**UNC Charlotte (N)**	**59**	**68**
NCAA South Region (Orlando, Fla.)			
Mar. 11	**Creighton (N)**	**58**	**62**
**Conference USA Game*		2306	2093

1999-2000 (WON 19, LOST 12)

COACH: Denny Crum

CAPTAINS: Game Captains

Date	Site	UL	OPP
Nov. 19	**at Va. C'wealth (A)**	**74**	**79**
Great Alaska Shootout (Anchorage, Alaska)			
Nov. 25	**Xavier (N)**	**79**	**81**
Nov. 26	Georgia (N)	85	62
Nov. 27	Alaska Anchorage (A)	108	76
Dec. 4	Louisiana Tech (H)	79	67
Dec. 11	Alabama (H)	87	72
Dec. 15	Central Florida (H)	78	58
Dec. 18	**Kentucky (A)**	**46**	**76**
Dec. 20	Tennessee St. (H)	115	76
Dec. 23	#6 North Carolina (H)	97	80
Jan. 3	Tulane* (H)	81	70
Jan. 6	#18 Utah (H)	75	55
Jan. 8	Southern Miss* (H)	69	67
Jan. 12	**UAB* (A)**	**50**	**56**
Jan. 15	**Marquette* (A)(OT)**	**64**	**66**
Jan. 20	#23 DePaul* (H)	72	59

Year-by-Year Results

Jan. 22	**UNC Charlotte* (H)**	**59**	**69**
Jan. 27	**#1 Cincinnati* (H)**	**65**	**75**
Jan. 29	**Saint Louis* (A)**	**48**	**52**
Feb. 1	**Georgetown (A)**	**59**	**61**
Feb. 5	Memphis* (A)	74	59
Feb. 10	#4 Syracuse (H)	82	69
Feb. 13	Marquette* (H)	76	64
Feb. 16	UNC Charlotte* (A)	67	51
Feb. 19	DePaul* (A)	71	54
Feb. 23	Saint Louis* (H)	68	56
Feb. 27	**#3 Cincinnati* (A)**	**59**	**68**
Feb. 29	South Florida* (H)	76	66
Mar. 4	Houston* (A)	88	74
C-USA Tournament (Memphis, Tenn.)			
Mar. 9	**UNC Charlotte (N)**	**52**	**57**
NCAA West Region (Tucson, Ariz.)			
Mar. 16	**Gonzaga (N)**	**66**	**77**
**Conference USA Game*		2269	2052

2000-01 (WON 12, LOST 19)

COACH: Denny Crum
CAPTAINS: Game Captains

Date	Site	UL	OPP
Nov. 17	Hawaii (A)	86	71
Maui Invitational (Maui, Hawaii)			
Nov. 20	**#6 Maryland (N)**	**73**	**95**
Nov. 21	UNLV (N) (OT)	86	85
Nov. 22	**#22 Connecticut (N)**	**71**	**83**
Nov. 29	**Alabama (A)**	**71**	**100**
Dec. 5	**Georgetown (H)**	**63**	**70**
Dec. 9	**Western Kentucky (H)**	**65**	**68**
Coors Classic (Mobile, Ala.)			
Dec. 16	**South Alabama (N)**	**65**	**72**
Dec. 18	Loyola-Chicago (H)	86	70
Dec. 21	Murray State (H)	89	86
Dec. 23	**Dayton (H)**	**68**	**91**
Dec. 30	**Oregon (H)**	**65**	**88**
Jan. 2	**Kentucky (H)**	**62**	**64**
Jan. 6	**Saint Louis* (A)**	**61**	**71**
Jan. 10	Tulane * (A) (OT)	87	84
Jan. 13	**Cincinnati* (H)**	**52**	**72**
Jan. 17	Houston * (H)	79	67
Jan. 21	**Southern Miss* (A)**	**60**	**69**
Jan. 24	Cincinnati * (A)	63	54
Jan. 27	DePaul * (H)	73	63
Jan. 31	**South Florida* (A)**	**67**	**73**
Feb. 3	**Saint Louis* (H)**	**51**	**72**
Feb. 8	Marquette * (H)	75	65
Feb. 11	**Charlotte* (H)**	**72**	**106**
Feb. 14	DePaul * (A)	71	62
Feb. 17	**Utah (A)**	**67**	**84**
Feb. 21	**Charlotte* (A)**	**68**	**74**
Feb. 24	Marquette* (A) (3OT)	77	74
Feb. 27	**UAB* (H)**	**57**	**74**
Mar. 3	Memphis* (H)	65	56
C-USA Tournament (Louisville, Ky.)			
Mar. 7	**UAB (H)**	**61**	**74**
** Conference USA Game*		2156	2337

2001-02 (WON 19, LOST 13)

COACH: Rick Pitino
CAPTAINS: Reece Gaines, Hajj Turner

Date	Site	UL	OPP
Nov. 18	South Alabama (H)	92	38
Pape Jam (Portland, Ore.)			
Nov. 24	**Oregon (N)**	**63**	**90**
Dec. 1	Tennessee State (H)	81	63
Jim Thorpe Classic (Louisville, Ky.)			
Dec. 7	Wisc.-Milwaukee (H)	90	75
Dec. 8	Murray State (H)	84	69
Dec. 12	Coppin State (H)	75	49
Dec. 15	Ohio State (H)	66	61
Dec. 17	Tennessee Tech (H)	70	66
Dec. 20	Tennessee (H)	73	72
Dec. 26	Eastern Kentucky (H)	94	77
Dec. 29	**#6 Kentucky (A)**	**62**	**82**
Jan. 5	UAB* (A)	88	77
Jan. 9	**Marquette* (H)**	**71**	**75**
Jan. 12	TCU* (H)	93	85
Jan. 16	**East Carolina* (A)**	**77**	**87**
Jan. 19	**#7 Cincinnati* (A)**	**50**	**77**
Jan. 23	**Charlotte* (A)**	**71**	**77**
Jan. 26	DePaul* (H)	97	67
Jan. 30	**Memphis* (A)**	**70**	**80**
Feb. 1	South Florida* (H)	96	77
Feb. 5	**Saint Louis* (H)**	**64**	**67**
Feb. 9	**at Indiana (A)**	**62**	**77**
Feb. 12	DePaul* (A)	76	72
Feb. 16	**#11 Marquette* (A)**	**63**	**75**
Feb. 19	East Carolina* (H)	75	42
Feb. 22	**Saint Louis* (A)**	**50**	**56**
Feb. 27	#4 Cincinnati* (H)	74	71
Mar. 2	Charlotte* (H) (OT)	90	88
C-USA Tournament (Cincinnati, Ohio)			
Mar. 6	TCU (N)	110	86
Mar. 7	**#13 Marquette (N)**	**76**	**84**
NIT First Round (Louisville, Ky.)			
Mar. 12	Princeton (H)	66	65
NIT Second Round (Louisville,Ky.)			
Mar. 19	**Temple (H)**	**62**	**65**
**Conference USA Game*		2431	2292

2002-03 (WON 25, LOST 7)

COACH: Rick Pitino
CAPTAINS: Reece Gaines, Ellis Myles

Date	Site	UL	OPP
Nov. 23	Air Force (H)	65	47
John Wooden Tradition (Indianapolis, Ind.)			
Nov. 30	**Purdue (N)**	**84**	**86**
Dec. 7	South Alabama (H)	90	79
Dec. 14	at Seton Hall (A)	91	70
Billy Minardi Classic (Louisville, Ky.)			
Dec. 17	Eastern Kentucky (H)	104	63
Dec. 18	Manhattan (H)	89	62
Dec. 22	Furman (H)	104	63
Dec. 28	#14 Kentucky (H)	81	63
Jan. 4	Ohio State (A) (OT)	72	64
Jan. 8	Charlotte * (A)	80	59
Jan. 11	Saint Louis * (H)	73	54
Jan. 16	East Carolina * (A)	87	70
Jan. 18	TCU * (H)	87	74
Jan. 22	DePaul * (H)	71	43
Jan. 25	Tennessee (A)	72	69
Jan. 29	Southern Miss * (A)	94	65
Feb. 1	#19 Indiana (H)	95	76
Feb. 5	Cincinnati * (H)	77	71
Feb. 8	Houston * (A)	81	55
Feb. 12	**Saint Louis * (A)**	**58**	**59**
Feb. 15	#11 Marquette * (A)	73	70
Feb. 19	**Memphis * (H)**	**73**	**80**
Feb. 22	**Cincinnati * (A)**	**80**	**101**
Feb. 27	**#10 Marquette * (H)**	**73**	**78**
Mar. 1	East Carolina * (H)	82	76
Mar. 5	**DePaul * (A) (OT)**	**76**	**79**
Mar. 8	Charlotte * (H)	100	59
C-USA Tournament (Louisville, Ky.)			
Mar. 13	Tulane (H)	82	66
Mar. 14	#16 Memphis (H)	78	75
Mar. 15	UAB (H)	83	78
NCAA East Region (Birmingham, Ala.)			
Mar. 21	Austin Peay (N)	86	64
Mar. 23	**Butler (N)**	**71**	**79**
**Conference USA Game*		2612	2197

2003-04 (WON 20, LOST 10)

COACH: Rick Pitino
CAPTAINS: Taquan Dean, Francisco Garcia, Luke Whitehead

Date	Site	UL	OPP
John Wooden Tradition (Indianapolis, Ind.)			
Nov. 29	**Iowa (N) (OT)**	**69**	**70**
Dec. 4	Western Kentucky (N)+	93	63
Dec. 7	Holy Cross (H)	56	40
Dec. 10	Seton Hall (H)	80	71
Billy Minardi Classic (Louisville, Ky.)			
Dec. 13	#1 Florida (H)	73	65
Dec. 20	Austin Peay (H)	80	63
Dec. 23	VMI (H)	107	56
Dec. 27	#2 Kentucky (A)	65	56
Dec. 30	Toledo (H)	92	56
Jan. 3	Murray State (H)	91	69
Jan. 7	Southern Miss* (H)	76	42
Jan. 10	USF* (A)	85	40
Jan. 15	East Carolina* (A)	76	66
Jan. 17	Tulane* (H)	79	58
Jan. 21	#6 Cincinnati* (H)	93	66
Jan. 25	Tennessee (A)	65	62
Jan. 28	Houston * (H)	64	48
Jan. 31	**Marquette* (H)**	**70**	**77**
Feb. 4	**Memphis* (A)**	**58**	**62**
Feb. 7	UAB* (H)	73	55
Feb. 12	**Charlotte* (A)**	**71**	**77**
Feb. 17	**TCU* (A)**	**46**	**71**
Feb. 21	**#17 Cincinnati* (A)(OT)**	**61**	**66**
Feb. 25	**DePaul * (H) (OT)**	**58**	**60**
Feb. 28	#19 Memphis * (H)	66	60
Mar. 3	Saint Louis * (A)	75	48
Mar. 6	**Marquette * (A)**	**80**	**81**
C-USA Tournament (Cincinnati, Ohio)			
Mar. 10	East Carolina (N)	61	54
Mar. 11	**#13 Cincinnati (N)**	**62**	**64**
NCAA First Round (Orlando, Fla.)			
Mar. 19	**Xavier (N)**	**70**	**80**
** Conference USA game*		2195	1846
+ game played in Nashville, Tenn.			

2004-05 (WON 33, LOST 5)

COACH: Rick Pitino
CAPTAINS: Taquan Dean, Francisco Garcia, Ellis Myles

Date	Site	UL	OPP
Nov. 20	BYU Hawaii (A)	89	79
EA Sports Maui Invitational (Lahaina, Maui, Hawaii)			
Nov. 22	**Iowa (N)**	**71**	**76**
Nov. 23	Chaminade (N)	93	63
Nov. 24	Stanford (N)	82	67
Dec. 4	Lafayette (H)	98	57
Dec. 11	Florida (A)	74	70
Dec. 14	N. Carolina A&T (H)	85	51
Dec. 18	**#9 Kentucky (H)**	**58**	**60**
Billy Minardi Classic (Louisville, Ky.)			
Dec. 21	IUPUI (H)	80	60
Dec. 22	Austin Peay (H)	77	49
Dec. 27	Morehead State (H)	104	40
Dec. 30	Eastern Kentucky (H)	78	63
Jan. 2	Tennessee State (H)	98	64
Jan. 5	**Houston * (A)**	**67**	**70**
Jan. 8	TCU * (H)	86	61
Jan. 11	Southern Miss * (A)	107	62
Jan. 15	#18 Cincinnati * (A)	69	66
Jan. 19	East Carolina * (H)	92	41
Jan. 22	Tennessee (H)	85	62
Jan. 26	Marquette * (H)	99	52
Jan. 29	Tulane * (A)	105	69
Feb. 2	#18 Cincinnati * (H)	77	70
Feb. 5	UAB * (A)	77	73
Feb. 9	**Memphis * (H)**	**68**	**85**
Feb. 12	USF * (H)	65	57
Feb. 17	Marquette * (A)	64	61
Feb. 20	Saint Louis * (H)	84	66
Feb. 26	Memphis * (A)	53	44
Mar. 3	#18 Charlotte * (H)	94	82
Mar. 5	DePaul * (A)	66	62
C-USA Tournament (Memphis, Tenn.)			
Mar. 10	TCU (N)	85	61
Mar. 11	UAB (N)	74	67
Mar. 12	Memphis (A)	75	74
NCAA First Round (Nashville, Tenn.)			
Mar. 18	Louisiana-Lafayette (N)	68	62
Mar. 20	#25 Georgia Tech (N)	76	54
NCAA Albuquerque Regional (Albuquerque, N.M.)			
Mar. 24	#8 Washington (N)	93	79
Mar. 26	West Virginia (N) (OT)	93	85
NCAA Final Four (St. Louis, Mo.)			
Apr. 2	**#1 Illinois (N)**	**57**	**72**
** Conference USA game*		3066	2436

2005-06 (WON 21, LOST 13)

COACH: Rick Pitino
CAPTAINS: Taquan Dean, David Padgett

Date	Site	UL	OPP
Nov. 19	Tennessee-Martin (H)	78	61
Colonial Classic (Louisville, Ky.)			
Dec. 3	Prairie View A&M (H)	90	65
Dec. 4	Arkansas State (H)	67	55
Dec. 5	Richmond (H)	53	45
Dec. 10	Akron (H)	111	85
Dec. 13	Chicago State (H)	78	54
Dec. 17	**#23 Kentucky (A)**	**61**	**73**
Billy Minardi Classic (Louisville, Ky.)			
Dec. 20	Middle Tennessee (H)	76	68
Dec. 21	Coll. of Charleston (H)	78	63
Dec. 24	Detroit (H)	56	48
Dec. 28	Fairleigh Dickinson (H)	89	66
Metro PCS Orange Bowl Classic (Miami, Fla.)			
Dec. 31	Miami, Fla. (N)	58	43
Jan. 5	**#3 Villanova * (H)**	**67**	**76**
Jan. 7	Providence * (A)	72	67
Jan. 9	UC Davis (H)	81	58
Jan. 15	**#12 Pittsburgh * (H)**	**57**	**61**
Jan. 17	**St. John's * (A)**	**56**	**68**
Jan. 21	**#3 Connecticut * (H)**	**58**	**71**
Jan. 25	Cincinnati * (H)	67	50
Jan. 28	**Rutgers * (A)**	**56**	**65**
Jan. 30	**#6 Villanova * (A)**	**73**	**79**
Feb. 4	Notre Dame * (H) (OT)	89	86
Feb. 6	**Cincinnati * (A)**	**68**	**74**
Feb. 11	USF * (H)	57	54
Feb. 18	**Syracuse * (A)**	**66**	**79**
Feb. 22	DePaul * (H)	65	53
Feb. 25	**#14 West Virginia * (A)**	**64**	**68**
Mar. 1	Marquette * (H) (OT)	67	60
Mar. 4	**#2 Connecticut * (A)**	**80**	**84**
BIG EAST Tourn. (New York, N.Y.)			
Mar. 8	**#15 Pittsburgh (N)**	**56**	**61**
NIT (Louisville, Ky.)			
Mar. 17	Delaware State (H)	71	54
Mar. 20	Clemson (H)	74	68
Mar. 22	Missouri State (H)	74	56
NIT Semifinals (New York, N.Y.)			
Mar. 28	**South Carolina (N)**	**63**	**78**
** BIG EAST Conference game*		2390	2213

2006-07 (WON 24, LOST 10)

COACH: Rick Pitino
CAPTAINS: Game Captains

Date	Site	UL	OPP
Nov. 18	Northwestern State (H)	100	87
Nov. 24	**Dayton (N) >**	**64**	**68**
Dec. 2	Sacramento State (H)	99	69
Jimmy V Classic (New York, N.Y.)			
Dec. 5	**#14 Arizona (N)**	**65**	**72**
NABC Classic (Louisville, Ky.)			
Dec. 8	Ohio University (H)	74	71
Dec. 9	St. Joseph's (H)	74	64
Dec. 10	Bellarmine (H)	76	64
Billy Minardi Classic (Louisville, Ky.)			
Dec. 13	**Massachusetts (H)**	**68**	**72**
Dec. 16	**Kentucky (H)**	**49**	**61**
Dec. 20	Savannah State (H)	71	45
Dec. 23	Miami (Fla.) (H)	82	59
Dec. 27	Northeastern (H)	61	41
Dec. 28	San Francisco (H)	76	63
Dec. 30	UNC Asheville (H)	66	51
Jan. 3	**#17 Notre Dame * (A)**	**62**	**78**
Jan. 10	USF * (A)	81	55

Year-by-Year Results

Jan. 13	Providence * (H)	78	63
Jan. 15	**#24 Marquette * (H)**	**65**	**74**
Jan. 20	DePaul * (A)	59	50
Jan. 22	Connecticut * (H)	68	54
Jan. 27	Syracuse * (H)	76	71
Jan. 31	Cincinnati * (A)	69	53
Feb. 3	**Villanova * (A)**	**53**	**57**
Feb. 7	**#22 Georgetown * (H)**	**65**	**73**
Feb. 10	USF * (H)	83	63
Feb. 12	#7 Pittsburgh * (A)	66	53
Feb. 17	#12 Marquette * (A)	61	59
Feb. 21	St. John's * (H)	72	48
Feb. 25	Connecticut * (A)	76	69
Mar. 4	Seton Hall * (H)	86	71
BIG EAST Tournament (New York, NY)			
Mar. 8	West Virginia (N) (2OT)	82	71
Mar. 9	**#13 Pittsburgh (N)**	**59**	**65**
NCAA South Region (Lexington, Ky.)			
Mar. 15	Stanford (N)	78	58
Mar. 17	**#9 Texas A&M (N)**	**69**	**72**
* *BIG EAST Conference game*		2433	2144

> game played in Cincinnati, Ohio.

2007-08 (WON 27, LOST 9)

COACH: Rick Pitino
CAPTAIN: David Padgett

Date	Site	UL	OPP
Las Vegas Invitational (Freedom Hall)			
Nov. 17	Hartford (H)	104	69
Nov. 18	Jackson State (H)	84	53
Nov. 21	UNLV (A)	68	48
Las Vegas Invitational (Las Vegas, Nev.)			
Nov. 23	**BYU (N)**	**76**	**78**
Nov. 24	Old Dominion (N)	64	53
Dec. 1	Miami (Ohio) (H)	47	44
Dec. 8	**Dayton (H)**	**65**	**70**
John Wooden Tradition (Indianapolis, Ind.)			
Dec. 15	**Purdue (N)**	**59**	**67**
Dec. 18	Marshall (H)	85	75
Billy Minardi Classic (Louisville, Ky.)			
Dec. 22	New Mexico State (H)	70	65
Dec. 26	Morehead State (H)	73	49
Dec. 29	Iona (H)	67	36
Jan. 1	**Cincinnati * (H)**	**57**	**58**
Jan. 5	Kentucky (A)	89	75
Jan. 10	West Virginia * (H)	63	54
Jan. 13	Rutgers * (A)	64	49
Jan. 17	#13 Marquette * (H)	71	51
Jan. 19	**Seton Hall * (A)**	**82**	**92**
Jan. 23	USF * (A)	80	60
Jan. 26	St. John's * (H)	67	57
Jan. 28	**Connecticut * (A)**	**67**	**69**
Feb. 2	Rutgers * (H)	87	50
Feb. 4	#16 Marquette * (A)	71	51
Feb. 9	# 6 Georgetown * (H)	59	51
Feb. 12	DePaul * (A)	88	68
Feb. 16	Providence * (A)	80	72
Feb. 18	Syracuse * (H)	61	50
Feb. 24	Pittsburgh * (A)	75	73
Feb. 28	#17 Notre Dame * (H)	90	85
Mar. 2	Villanova * (H)	68	54
Mar. 8	**#11 Georgetown * (A)**	**52**	**55**
BIG EAST Tournament (New York, N.Y.)			
Mar. 13	**Pittsburgh (N) (OT)**	**69**	**76**
NCAA East Region First/Second Rounds (Birmingham, Ala.)			
Mar. 21	Boise State (N)	79	61
Mar. 23	Oklahoma (N)	78	48
NCAA East Region (Charlotte, N.C.)			
Mar. 27	#5 Tennessee (N)	79	60
Mar. 29	**#1 North Carolina (N)**	**73**	**83**
* *BIG EAST Conference game*		2634	2249

2008-09 (WON 31, LOST 6)

COACH: Rick Pitino
CAPTAINS: Andre McGee, Terrence Williams

Date	Site	UL	OPP
Billy Minardi Classic (Louisville, Ky.)			
Nov. 22	Morehead State (H)	79	41
Nov. 23	South Alabama (H)	81	54
Nov. 30	**Western Kentucky (N) +**	**54**	**68**
Marques Maybin Classic (Louisville, Ky.)			
Dec. 6	Indiana State (H)	83	43
Dec. 7	Ohio (H)	91	56
Dec. 8	Lamar (H)	78	56
Dec. 13	Austin Peay (H)	94	75
SEC/BIG EAST Invitational (Cincinnati, Ohio)			
Dec. 18	Mississippi (N)	77	68
2008 Stadium Shootout (Phoenix, Ariz.)			
Dec. 20	**Minnesota (N)**	**64**	**70**
Dec. 27	UAB (H)	82	62
Dec. 31	**UNLV (H)**	**55**	**56**
Jan. 4	Kentucky (H)	74	71
Jan. 7	USF * (A)	71	57
Jan. 10	#18 Villanova * (A)	61	60
Jan. 12	#12 Notre Dame * (H) (OT)	87	73
Jan. 17	#1 Pittsburgh * (H)	69	63
Jan. 21	Rutgers * (A)	78	59
Jan. 25	#8 Syracuse * (A)	67	57
Jan. 28	USF * (H)	80	54
Jan. 31	West Virginia * (H)	69	63
Feb. 2	**#1 Connecticut * (H)**	**51**	**68**
Feb. 8	St. John's * (A)	60	47
Feb. 12	**Notre Dame * (A)**	**57**	**90**
Feb. 15	DePaul * (H)	99	54
Feb. 18	Providence * (H)	94	76
Feb. 21	Cincinnati * (A)	72	63
Feb. 23	Georgetown * (A)	76	58
Mar. 1	#8 Marquette * (H)	62	58
Mar. 4	Seton Hall * (H)	95	78
Mar. 7	West Virginia * (A)	62	59
BIG EAST Tournament (New York, N.Y.)			
Mar. 12	Providence (N)	73	55
Mar. 13	#10 Villanova (N)	69	55
Mar. 14	#18 Syracuse (N)	76	66
NCAA Midwest Region First/Second (Dayton, Ohio)			
Mar. 20	Morehead State (N)	74	54
Mar. 22	Siena (N)	79	72
NCAA Midwest Region (Indianapolis, Ind.)			
Mar. 27	Arizona (N)	103	64
Mar. 29	**#8 Michigan State (N)**	**52**	**64**
* *BIG EAST Conference game*		2793	2287

+ game played in Nashville, Tenn.

2009-10 (WON 20, LOST 13)

COACH: Rick Pitino
CAPTAINS: Game captains

Date	Site	UL	OPP
Hall of Fame Showcase (St. Louis, Mo.)			
Nov. 17	Arkansas (N)	96	66
Hall of Fame Showcase (Louisville, Ky.)			
Nov. 21	East Tennessee St. (H)	69	56
Nov. 22	Morgan State (H)	90	81
Nov. 23	Appalachian State (H)	80	53
Nov. 28	**UNLV (A)**	**71**	**76**
Dec. 2	Stetson (H)	80	48
Dec. 5	**Charlotte (H)**	**65**	**87**
Dec. 12	**Western Carolina (H)**	**83**	**91**
Dec. 16	Oral Roberts (H)	94	57
Billy Minardi Classic (Louisville, Ky.)			
Dec. 19	Western Kentucky (H)	102	75
Dec. 23	Louisiana Lafayette (H)	84	69
Dec. 27	Radford (H)	79	53
Dec. 30	USF * (H)	73	52
Jan. 2	**#3 Kentucky (A)**	**62**	**71**
Jan. 6	Providence * (A)	92	70
Jan. 9	St. John's * (H)	75	68
Jan. 11	**#4 Villanova * (H)**	**84**	**92**
Jan. 16	**#16 Pittsburgh * (A) (OT)**	**77**	**82**
Jan. 21	**Seton Hall * (A)**	**77**	**80**
Jan. 24	Cincinnati * (H)	68	60
Jan. 30	**#9 West Virginia * (A)**	**74**	**77**
Feb. 1	Connecticut * (H)	82	69
Feb. 6	Rutgers * (H)	76	60
Feb. 11	**St. John's * (A)**	**55**	**74**
Feb. 14	#2 Syracuse * (A)	66	60
Feb. 17	Notre Dame * (H) (2OT)	91	89
Feb. 20	DePaul * (A)	68	59
Feb. 23	**#11 Georgetown * (H)**	**60**	**70**
Feb. 28	Connecticut * (A)	78	76
Mar. 2	**Marquette * (A)**	**48**	**69**
Mar. 6	#1 Syracuse * (H)	78	68
BIG EAST Tournament (New York, N.Y.)			
Mar. 10	**Cincinnati (N)**	**66**	**69**
NCAA South Region First Round (Jacksonville, Fla.)			
Mar. 19	**California (N)**	**62**	**77**
* *BIG EAST Conference game*		2505	2304

2010-11 (WON 25, LOST 10)

COACH: Rick Pitino
CAPTAIN: Preston Knowles

Date	Site	UL	OPP
Nov. 16	#16 Butler (H)	88	73
Global Sports Shootout (Louisville, Ky.)			
Nov. 20	Jackson State (H)	62	45
Nov. 22	Chattanooga (H)	106	65
Nov. 27	Marshall (H)	80	66
Dec. 1	Fla. International (H)	92	55
Dec. 4	South Alabama (H)	97	70
Dec. 8	San Francisco (H)	61	35
Billy Minardi Classic (Louisville, Ky.)			
Dec. 11	#20 UNLV (H)	77	69
Dec. 14	**Drexel (H)**	**46**	**52**
Dec. 18	Gardner-Webb (H)	78	49
Dec. 22	Western Kentucky (A)	114	82
Dec. 27	Morgan State (H)	104	74
Dec. 31	**#11 Kentucky (H)**	**63**	**78**
Jan. 5	Seton Hall * (H)	73	54
Jan. 9	USF * (A)	86	77
Jan. 12	**#7 Villanova * (A)**	**74**	**88**
Jan. 15	Marquette * (H)	71	70
Jan. 19	St. John's * (H)	88	63
Jan. 22	**Providence * (A)**	**67**	**72**
Jan. 26	West Virginia * (H)	55	54
Jan. 29	#5 Connecticut * (A) (2OT)	79	78
Jan. 31	**#13 Georgetown * (A)**	**59**	**62**
Feb. 5	DePaul * (H)	61	57
Feb. 9	**#8 Notre Dame * (A) (OT)**	**79**	**89**
Feb. 12	Syracuse * (H)	73	69
Feb. 16	**Cincinnati * (A)**	**54**	**63**
Feb. 18	#13 Connecticut * (H)	71	58
Feb. 22	Rutgers * (A)	55	37
Feb. 27	#4 Pittsburgh * (H) (OT)	62	59
Mar. 2	Providence * (H)	87	60
Mar. 5	**West Virginia * (A)**	**70**	**72**
BIG EAST Tournament (New York, N.Y.)			
Mar. 10	Marquette (N)	81	56
Mar. 11	#4 Notre Dame (N) (OT)	83	77
Mar. 12	**#21 Connecticut (N)**	**66**	**69**
NCAA Second Round (Denver, Colo.)			
Mar. 17	**Morehead State (N)**	**61**	**62**
* *BIG EAST Conference game*		2623	2259

^Records from 2011-15 do not include results that were vacated by the NCAA Committee on Infractions, including all victories and NCAA Tournament results from those four seasons (123-3 record). On-court results from those four seasons include:

^On-Court Records

Year ..... Record
2011-12 ..... Won 30, Lost 10
2012-13 ..... Won 35, Lost 5
2013-14 ..... Won 31, Lost 6
2014-15 ..... Won 27, Lost 9

2011-12 (WON 0, LOST 9)^

COACH: Rick Pitino
CAPTAINS: Kyle Kuric, Peyton Siva, Chris Smith

Date	Site	UL	OPP
Global Sports Invitational (Louisville, Ky.)			
Nov. 11	Tennessee Martin (H)	83	48
Nov. 13	Lamar (H)	68	48
Nov. 19	Butler (A)	69	53
Global Sports Invitational (Louisville, Ky.)			
Nov. 22	Arkansas St. (H)	54	27
Nov. 25	Ohio Univ. (H)	59	54
Nov. 28	Long Beach St. (H)	79	66
BIG EAST/SEC Challenge (Louisville, Ky.)			
Dec. 2	#20 Vanderbilt (H) (OT)	62	60
Dec. 7	IUPUI (H)	90	60
Dec. 10	Fairleigh Dickinson (H)	80	58
Basketball Hall of Fame Shootout (Louisville, Ky.)			
Dec. 17	Memphis (H)	95	87
Dec. 20	Coll. of Charleston (H)	69	62
Billy Minardi Classic (Louisville, Ky.)			
Dec. 23	Western Kentucky (H)	70	60
Dec. 28	**#12 Georgetown* (H)**	**68**	**71**
Dec. 31	**#3 Kentucky (A)**	**62**	**69**
Jan. 3	St. John's * (A)	73	58
Jan. 7	**Notre Dame * (H) (2OT)**	**65**	**67**
Jan. 10	**Providence * (A)**	**59**	**90**
Jan. 14	DePaul * (H)	76	59
Jan. 16	**#21 Marquette * (A)**	**63**	**74**
Jan. 21	Pittsburgh * (A)	73	62
Jan. 25	Villanova * (H)	84	74
Jan. 28	Seton Hall * (A)	60	51
Feb. 4	Rutgers * (H)	78	66
Feb. 6	Connecticut * (H)	80	59
Feb. 11	West Virginia * (A)	77	74
Feb. 13	**#2 Syracuse * (H)**	**51**	**52**
Feb. 18	DePaul * (A) (OT)	90	82
Feb. 23	**Cincinnati * (A)**	**56**	**60**
Feb. 26	Pittsburgh * (H)	57	54
Feb. 29	**USF * (H)**	**51**	**58**
Mar. 3	**#2 Syracuse * (A)**	**49**	**58**
BIG EAST Tournament (New York, N.Y.)			
Mar. 7	Seton Hall (N)	61	55
Mar. 8	Marquette (N)	84	71
Mar. 9	#23 Notre Dame (N)	64	50
Mar. 10	Cincinnati (N)	50	44
NCAA Second & Third Rounds (Portland, Ore.)			
Mar. 15	Davidson (N)	69	62
Mar. 17	#21 New Mexico (N)	59	56
NCAA West Regional (Phoenix, Ariz.)			
Mar. 22	#5 Michigan State (N)	57	44
Mar. 24	#25 Florida (N)	72	68
NCAA Final Four (New Orleans, La.)			
Mar. 31	**#1 Kentucky (N)**	**61**	**69**
**BIG EAST Conference Game*		*2727*	*2440*

2012-13 (WON 0, LOST 5)^

COACH: Rick Pitino
CAPTAINS: Peyton Siva, Luke Hancock

Date	Site	UL	OPP
Nov. 11	Manhattan (H)	79	51
Battle 4 Atlantis Opening Game (Louisville, Ky.)			
Nov. 15	Samford (H)	80	54
Nov. 18	Miami (Ohio) (H)	80	39
Battle 4 Atlantis Opening Game (Atlantis, Paradise Island, Bahamas)			
Nov. 22	Northern Iowa (N)	51	46
Nov. 23	#13 Missouri (N)	84	61
Nov. 24	**#5 Duke (N)**	**71**	**76**
Dec. 1	Illinois State (H)	69	66
Dec. 4	Coll. of Charleston (A)	80	38
Dec. 8	Missouri Kansas City (H)	99	47
Dec. 15	Memphis (A)	87	78
Billy Minardi Classic (Louisville, Ky.)			
Dec. 19	Fla. International (H)	79	55
Dec. 22	Western Kentucky (N) +	78	55
Dec. 29	Kentucky (H)	80	77

Year-by-Year Results

Jan. 2	Providence (H)	80	62
Jan. 9	Seton Hall * (A)	73	58
Jan. 12	USF * (H)	64	38
Jan. 14	Connecticut * (A)	73	58
Jan. 19	**#6 Syracuse * (H)**	**68**	**70**
Jan. 22	**Villanova * (A)**	**64**	**73**
Jan. 26	**Georgetown * (A)**	**51**	**53**
Jan. 28	Pittsburgh (H) *	64	61
Feb. 3	#25 Marquette * (H)	70	51
Feb. 6	Rutgers * (A)	68	48
Feb. 9	**#25 Notre Dame * (A) (5OT)**	**101**	**104**
Feb. 14	St. John's * (H)	72	58
Feb. 17	USF * (A)	59	41
Feb. 23	Seton Hall * (H)	79	61
Feb. 27	DePaul * (A)	79	58
Mar. 2	#12 Syracuse * (A)	58	53
Mar. 4	Cincinnati * (H)	67	51
Mar. 9	#24 Notre Dame * (H)	73	57
BIG EAST Tournament (New York, NY.)			
Mar. 14	Villanova (N)	74	55
Mar. 15	#24 Notre Dame (N)	69	57
Mar. 16	#19 Syracuse (N)	78	61
NCAA Second/Third Round (Lexington, Ky.)			
Mar. 21	North Carolina A&T (N)	79	48
Mar. 23	Colorado State (N)	82	56
NCAA Midwest Regional (Indianapolis, Ind.)			
Mar. 29	#25 Oregon (N)	77	69
Mar. 31	#6 Duke (N)	85	63
NCAA Final Four (Atlanta, Ga.)			
Apr. 6	Wichita State (N)	72	68
Apr. 8	#10 Michigan (N)	82	76
**BIG EAST Conference Game*		*2978*	*2351*

+game played in Nashville, Tenn.

2013-14 (WON 0, LOST 5)^

COACH: Rick Pitino

CAPTAINS: Russ Smith, Luke Hancock, Montrezl Harrell

Date	Site	UL	OPP
Nov. 9	Coll. of Charleston (H)	70	48
Hall of Fame Tipoff (Louisville, Ky.)			
Nov. 12	Hofstra (H)	97	69
Nov. 15	Cornell (H)	99	54
Nov. 19	Hartford (H)	87	48
Hall of Fame Tipoff (Uncasville, Conn.)			
Nov. 23	Fairfield (N)	71	57
Nov. 24	**#24 North Carolina (N)**	**84**	**93**
Nov. 29	Southern Miss (H)	69	38
Dec. 4	Missouri-KC (H)	90	62
Dec. 7	La.-Lafayette (H)	113	74
Billy Minardi Classic (Louisville, Ky.)			
Dec. 14	Western Kentucky (H)	79	63
Dec. 17	Missouri State (H)	90	60
Dec. 21	FIU (A)	85	56
Dec. 28	**#18 Kentucky (A)**	**66**	**73**
Dec. 31	UCF* (A)	90	65
Jan. 4	Rutgers* (A)	83	76
Jan. 9	**#24 Memphis* (H)**	**67**	**73**
Jan. 12	SMU* (H)	71	63
Jan. 16	Houston* (H)	91	52
Jan. 18	Connecticut* (A)	76	64
Jan. 22	USF* (A)	86	47
Jan. 30	**#13 Cincinnati* (H)**	**66**	**69**
Feb. 1	UCF* (H)	87	70
Feb. 5	Houston* (A)	77	62
Feb. 14	Temple* (A)	82	58
Feb. 16	Rutgers* (H)	102	54
Feb. 18	USF* (H)	80	54
Feb. 22	#7 Cincinnati* (A)	58	57
Feb. 27	Temple* (H)	88	66
Mar. 1	**#21 Memphis* (A)**	**66**	**72**
Mar. 5	#18 SMU* (A)	84	71
Mar. 8	#19 Connecticut* (H)	81	48
AAC Tournament (Memphis, Tenn.)			
Mar. 13	Rutgers (N)	92	31
Mar. 14	Houston (N)	94	65
Mar. 15	Connecticut (N)	71	61
NCAA Second/Third Round (Orlando, Fla.)			
Mar. 20	Manhattan (N)	71	64
Mar. 22	St. Louis (N)	66	51
NCAA Midwest Regional (Indianapolis, Ind.)			
Mar. 28	**Kentucky (N)**	**69**	**74**
**American Athletic Conference game*		*2998*	*2262*

2014-15 (WON 0, LOST 8)^

COACH: Rick Pitino

CAPTAINS: Wayne Blackshear, Montrezl Harrell

Date	Site	UL	OPP
Armed Forces Classic (Aguadilla, Puerto Rico)			
Nov. 14	Minnesota (N)	81	68
Global Sports Showcase (Louisville, Ky.)			
Nov. 17	Jacksonville St. (H)	88	39
Nov. 21	Marshall (H)	85	67
Nov. 24	Savannah State (H)	87	26
Nov. 26	Cleveland State (H)	45	33
ACC/Big 10 Challenge (Louisville, Ky.)			
Dec. 2	#14 Ohio State (H)	64	55
Dec. 5	FIU (H)	82	57
Jimmy V Classic (New York, N.Y.)			
Dec. 9	Indiana (N)	94	74
Billy Minardi Classic (Louisville, Ky.)			
Dec. 14	UNC Wilmington (H)	68	57
Dec. 20	Western Ky. (A)	76	67
Dec. 23	Cal St. Northridge (H)	80	55
Basketball Hall of Fame Shootout (Louisville, Ky.)			
Dec. 27	**#1 Kentucky (H)**	**50**	**58**
Dec. 30	Long Beach State (H)	63	48
Jan. 4	Wake Forest * (A)	85	76
Jan. 7	Clemson * (H)	58	52
Jan. 10	**#18 North Carolina * (A)**	**71**	**72**
Jan. 13	Virginia Tech * (H)	78	63
Jan. 17	**#4 Duke * (H)**	**52**	**63**
Jan. 25	Pittsburgh * (A)	80	68
Jan. 28	Boston College * (A)	81	72
Jan. 31	#13 North Carolina *(H)(OT)	78	68
Feb. 3	Miami *(A)	63	55
Feb. 7	**#3 Virginia * (A)**	**47**	**52**
Feb. 11	Pittsburgh * (H)	69	56
Feb. 14	**N.C. State * (H)**	**65**	**74**
Feb. 18	**Syracuse * (A)**	**59**	**69**
Feb. 21	Miami * (H)	55	53
Feb. 23	Georgia Tech * (A)	52	51
Feb. 28	Florida State * (A)	81	59
Mar. 4	**#12 Notre Dame * (H)**	**59**	**71**
Mar. 7	#2 Virginia * (H)	59	57
ACC Tournament (Greensboro, N.C.)			
Mar. 12	**#19 North Carolina (N)**	**60**	**70**
NCAA Second/Third Round (Seattle, Wash.)			
Mar. 20	UC Irvine (N)	57	55
Mar. 22	#11 Northern Iowa (N)	66	53
NCAA East Regional (Syracuse, N.Y.)			
Mar. 27	NC State (N)	75	65
Mar. 29	**Michigan State (N) (OT)**	**70**	**76**
**Atlantic Coast Conference game*		*2483*	*2154*

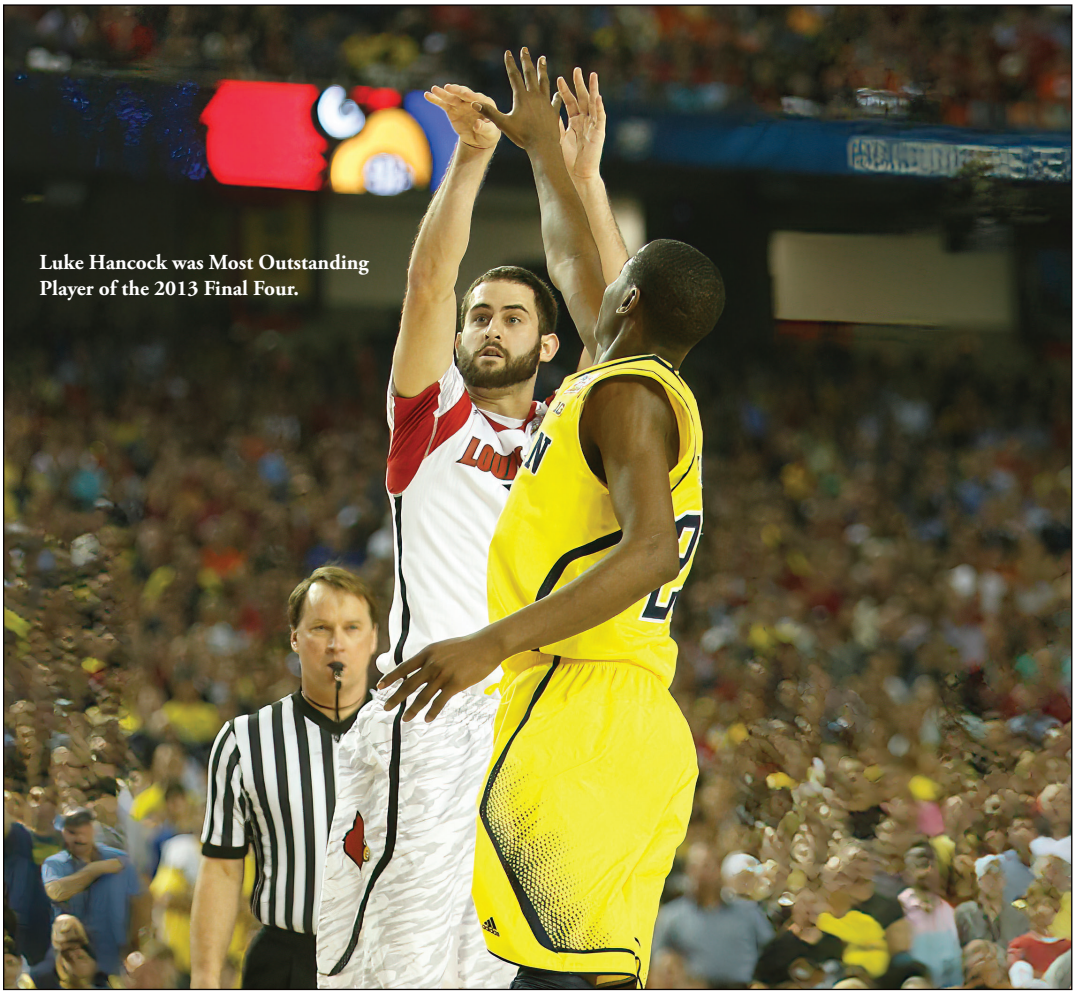

Luke Hancock was Most Outstanding Player of the 2013 Final Four.

2015-16 (WON 23, LOST 8)

COACH: Rick Pitino

CAPTAINS: Damion Lee, Trey Lewis and Mangok Mathiang

Date	Site	UL	OPP
Nov. 13	Samford (H)	86	45
Brooklyn Hoops Holiday Invitational (Louisville, Ky.)			
Nov. 17	Hartford (H)	87	52
Nov. 21	North Florida (H)	89	61
Nov. 24	St. Francis Brooklyn (H)	85	41
Brooklyn Hoops Holiday Invitational (Brooklyn, N.Y.)			
Nov. 28	Saint Louis (N)	77	57
ACC/Big 10 Challenge (East Lansing, Mich.)			
Dec. 2	**#3/3 Michigan State (A)**	**67**	**71**
Dec. 5	Grand Canyon (H)	111	63
Dec. 12	Eastern Michigan (H)	86	53
Dec. 16	Kennesaw State (H)	94	57
Dec. 19	Western Ky. (H)	78	56
Billy Minardi Classic (Louisville, Ky.)			
Dec. 22	UMKC (H)	75	47
Dec. 23	Utah Valley (H)	98	68
Dec. 26	**#12/11 Kentucky (A)**	**73**	**75**
Jan. 3	Wake Forest* (H)	65	57
Jan. 7	NC State* (A)	77	72
Jan. 10	**Clemson* (A)**	**62**	**66**
Jan. 14	#20/17 Pittsburgh* (H)	59	41
Jan. 20	Florida State* (H)	84	65
Jan. 23	Georgia Tech* (A)	75	71
Jan. 27	Virginia Tech* (A)	91	83
Jan. 30	**#11/12 Virginia* (H)**	**47**	**63**
Feb. 1	#2/1 North Carolina* (H)	71	65
Feb. 6	Boston College* (H)	79	47
Feb. 8	**Duke* (A)**	**65**	**72**
Feb. 13	**Notre Dame* (A)**	**66**	**71**
Feb. 17	Syracuse* (H)	72	58
Feb. 20	20/19 Duke* (H)	71	64
Feb. 24	Pittsburgh* (A)	67	60
Feb. 27	**#12/11 Miami* (A)**	**65**	**73**
Mar. 1	Georgia Tech* (H)	56	53
Mar. 5	**#4/4 Virginia* (A)**	**46**	**68**
**Atlantic Coast Conference game*		*2483*	*2154*

Year-by-Year Results

2016-17 (WON 25, LOST 9)

COACH: Rick Pitino

CAPTAINS: Mangok Mathiang & Quentin Snider

Date	Site	UL	OPP
Nov. 11	Evansville (H)	78	47
Nov. 14	William & Mary (H)	91	58
Battle 4 Atlantis (Louisville, Ky.)			
Nov. 17	Long Beach State (H)	88	56
Battle 4 Atlantis (Paradise Island, Bahamas)			
Nov. 23	Old Dominion (N) (OT)	68	62
Nov. 24	Wichita State (N)	62	52
Nov. 25	**#20 Baylor (N)**	**63**	**66**
ACC/Big 10 Challenge (Louisville, Ky.)			
Nov. 30	#15 Purdue (H)	71	64
Dec. 3	at Grand Canyon (A)	79	70
Dec. 7	Southern Illinois (H)	74	51
Dec. 10	Texas Southern (H)	102	71
Billy Minardi Classic (Louisville, Ky.)			
Dec. 17	Eastern Kentucky (H)	87	56
Dec. 21	#6 Kentucky (H)	73	70
Dec. 28	**#12 Virginia * (H)**	**53**	**61**
Countdown Classic (Indianapolis, Ind.)			
Dec. 31	#16 Indiana (N)	77	62
Jan. 4	**#23 Notre Dame * (A)**	**70**	**77**
Jan. 7	Georgia Tech * (A)	65	50
Jan. 11	Pittsburgh * (H)	85	80
Jan. 14	#7 Duke * (H)	78	69
Jan. 19	Clemson * (H)	92	60
Jan. 21	**#10 Florida State * (A)**	**68**	**73**
Jan. 24	Pittsburgh * (A)	106	51
Jan. 29	NC State * (H)	85	60
Feb. 4	Boston College * (A)	90	67
Feb. 6	**#12 Virginia * (H)**	**55**	**71**
Feb. 11	Miami * (H)	71	66
Feb. 13	Syracuse * (A) (OT)	76	72
Feb. 18	Virginia Tech * (H)	94	90
Feb. 22	**#8 North Carolina * (A)**	**63**	**74**
Feb. 26	Syracuse * (H)	88	68
Mar. 1	**Wake Forest * (A)**	**81**	**88**
Mar. 4	#19 Notre Dame * (H)	71	64
ACC Tournament (Brooklyn, N.Y.)			
Mar. 9	**#14 Duke (N)**	**77**	**81**
NCAA Second/Third Round (Indianapolis, Ind.)			
Mar. 17	Jacksonville State (N)	78	63
Mar. 19	**#23 Michigan (N)**	**69**	**73**
**Atlantic Coast Conference game*		*2628*	*2243*

2017-18 (WON 22, LOST 14)

COACH: David Padgett

CAPTAINS: Deng Adel, Anas Mahmoud & Quentin Snider

Date	Site	UL	OPP
Nov. 12	George Mason (H)	72	61
Nov. 17	Omaha (H)	87	78
Nov. 21	Southern Illinois (H)	84	42
Nov. 24	St. Francis (H)	84	72
ACC/Big 10 Challenge (West Lafayette, Ind.)			
Nov. 28	**Purdue (A)**	**57**	**66**
Dec. 3	**Seton Hall (H)**	**77**	**79**
Gotham Classic (+Louisville, Ky.)			
Dec. 6	Siena (H)+	86	60
Dec. 9	Indiana (H)	71	62
Dec. 11	Bryant (H)+	102	59
Gotham Classic (New York, NY)			
Dec. 16	Memphis (N)	81	72
Dec. 20	Albany (H)+	70	68
Dec. 23	Grand Canyon (H)	74	56
Dec. 29	**#16 Kentucky**	**61**	**90**
Jan. 2	Pittsburgh* (H)	77	51
Jan. 6	**#25 Clemson * (A) (OT)**	**69**	**74**
Jan. 10	#23 Florida State * (A)	73	69
Jan. 13	Virginia Tech * (H)	94	86
Jan. 16	Notre Dame * (A) (OT)	82	78
Jan. 21	Boston College * (H)	77	69
Jan. 24	**Miami * (A) (OT)**	**75**	**78**
Jan. 27	Wake Forest * (H)	96	77
Jan. 31	**#2 Virginia * (A)**	**64**	**74**
Feb. 3	**Florida State * (H)**	**76**	**80**
Feb. 5	**Syracuse* (H)**	**73**	**78**
Feb. 8	Georgia Tech * (H)	77	54
Feb. 11	at Pittsburgh * (A)	94	60
Feb. 17	**#14 North Carolina * (H)**	**76**	**93**
Feb. 21	**at #5 Duke * (A)**	**56**	**82**
Feb. 24	Virginia Tech * (A)	75	68
Mar. 1	**#1 Virginia * (H)**	**66**	**67**
Mar. 3	**at NC State * (A)**	**69**	**76**
ACC Tournament (Brooklyn, N.Y.)			
Mar. 7	Florida State (N)	82	74
Mar. 8	**#1 Virginia (N)**	**58**	**75**
NIT First/Second/Quarterfinal Rounds (Louisville, Ky.)			
Mar. 13	Northern Kentucky (H)	66	58
Mar. 18	Middle Tennessee (H)	84	68
Mar. 20	**Mississippi State (H)**	**56**	**79**
**Atlantic Coast Conference game*		*2721*	*2533*

2018-19 (WON 20, LOST 14)

COACH: Chris Mack

CAPTAINS: Christen Cunningham, V.J. King

Date	Site	UL	OPP
Nov. 8	Nicholls (H)	85	72
NIT Season Tip-Off (Louisville, Ky.)			
Nov. 13	Southern (H)	104	54
Nov. 16	Vermont (H)	86	78
NIT Season Tip-Off (Brooklyn, N.Y.)			
Nov. 21	**#5 Tennessee (N)**	**81**	**92**
Nov. 23	**Marquette (N) (OT)**	**74**	**77**
ACC/Big 10 Challenge (Louisville, Ky.)			
Nov. 27	#9 Michigan St. (H) (OT)	82	78
Dec. 1	Seton Hall (A)	70	65
Dec. 5	Central Arkansas (H)	86	41
Dec. 8	**Indiana (A)**	**67**	**68**
Dec. 12	Lipscomb (H)	72	68
Dec. 15	Kent State (H)	83	70
Dec. 21	Robert Morris (H)	73	59
Dec. 29	**#15 Kentucky (H)**	**58**	**71**
Jan. 6	Miami * (H)	90	73
Jan. 9	**Pittsburgh * (A) (OT)**	**86**	**89**
Jan. 12	#12 North Carolina * (A)	83	62
Jan. 16	Boston College * (H)	80	70
Jan. 19	Georgia Tech * (A)	79	51
Jan. 24	#21 NC State * (H)	84	77
Jan. 26	Pittsburgh * (H)	66	51
Jan. 30	Wake Forest * (A)	82	54
Feb. 2	**#9 North Carolina *(H)**	**69**	**79**
Feb. 4	#11 Virginia Tech * (A)	72	64
Feb. 9	**#22 Florida State * (A) (OT)**	**75**	**80**
Feb. 12	**#2 Duke * (H)**	**69**	**71**
Feb. 16	Clemson * (H)	56	55
Feb. 20	**Syracuse * (A)**	**49**	**69**
Feb. 23	**#3 Virginia * (H)**	**52**	**64**
Feb. 27	**Boston College * (A)**	**59**	**66**
Mar. 3	Notre Dame * (H)	75	61
Mar. 9	**#2 Virginia * (A)**	**68**	**73**
ACC Tournament (Charlotte, N.C.)			
Mar. 13	Notre Dame (N)	75	53
Mar. 14	**#5 North Carolina (N)**	**70**	**83**
NCAA First Round (Des Moines, Iowa)			
Mar. 21	**Minnesota (N)**	**76**	**86**
**Atlantic Coast Conference game*		*2536*	*2324*

2019-20 (WON 24, LOST 7)

COACH: Chris Mack

CAPTAINS: Ryan McMahon, Dwayne Sutton, Malik Williams

Date	Site	UL	OPP
Nov. 5	Miami * (A)	87	74
Global Sports Shootout (Louisville, Ky.)			
Nov. 10	Youngstown State (H)	78	55
Nov. 13	Indiana State (H)	91	62
Global Sports Shootout (Louisville, Ky.)			
Nov. 17	North Carolina Central (H)	87	58
Nov. 20	USC Upstate (H)	76	50
Nov. 24	Akron (H)	82	76
Nov. 29	Western Kentucky (N) +	71	54
ACC/Big 10 Challenge (Louisville, Ky.)			
Dec. 3	#4 Michigan (H)	58	43
Dec. 6	Pittsburgh * (H)	64	46
Jimmy V Classic (New York, N.Y.)			
Dec. 10	**Texas Tech (N)**	**57**	**70**
Dec. 14	Eastern Kentucky (H)	99	67
Dec. 18	Miami (Ohio) (H)	70	46
Dec. 28	**#19 Kentucky (A) (OT)**	**70**	**78**
Jan. 4	**#18 Florida State * (H)**	**65**	**78**
Jan. 7	Miami * (H)	74	58
Jan. 11	Notre Dame * (A)	67	64
Jan. 14	Pittsburgh * (A) (OT)	73	68
Jan. 18	#3 Duke * (A)	79	73
Jan. 22	Georgia Tech * (H)	68	64
Jan. 25	Clemson * (H)	80	62
Jan. 29	Boston College * (A)	86	69
Feb. 1	NC State *(A)	77	57
Feb. 5	Wake Forest * (H)	86	76
Feb. 8	Virginia * (H)	80	73
Feb. 12	**Georgia Tech * (A)**	**58**	**64**
Feb. 15	**Clemson * (A)**	**62**	**77**
Feb. 19	Syracuse * (H)	90	66
Feb. 22	North Carolina * (H)	72	55
Feb. 24	**#8 Florida State * (A)**	**67**	**82**
Mar. 1	Virginia Tech * (H)	68	52
Mar. 7	**#22 Virginia * (A)**	**54**	**57**
**Atlantic Coast Conference game*		*2296*	*1974*

+ game played at Nashville, Tenn.

2020-21 (WON 13, LOST 7)

COACH: Chris Mack

CAPTAINS: Carlik Jones, Malik Williams

Date	Site	UL	OPP
Wade Houston Tipoff Classic (Louisville, Ky.)			
Nov. 25	Evansville (H)	79	44
Nov. 27	Seton Hall (H)	71	70
Nov. 29	Prairie View A&M (H)	86	64
Dec. 1	Western Kentucky (H)	75	54
ACC/Big 10 Challenge (Madison, Wisc.)			
Dec. 19	**#12 Wisconsin (A)**	**48**	**85**
Dec. 22	Pittsburgh * (A)	64	54
Dec. 26	Kentucky (H)	62	59
Jan. 2	Boston College * (A)	76	64
Jan. 6	#19 Virginia Tech * (H)	73	71
Jan. 13	Wake Forest * (A)	77	65
Jan. 16	**Miami * (A)**	**72**	**78**
Jan. 18	**Florida State * (H)**	**65**	**78**
Jan. 23	Duke * (H)	70	65
Jan. 27	**Clemson * (A)**	**50**	**54**
Feb. 1	Georgia Tech * (H)	74	58
Feb. 20	**North Carolina * (A)**	**54**	**99**
Feb. 23	Notre Dame * (H)	69	57
Feb. 27	Duke * (A) (OT)	80	73
Mar. 6	**#21 Virginia * (H)**	**58**	**68**
ACC Tournament (Greensboro, N.C.)			
Mar. 10	**Duke (N)**	**56**	**70**
**Atlantic Coast Conference game*		*1359*	*1330*

2021-22 (WON 13, LOST 19)

COACH: Chris Mack, Mike Pegues

CAPTAINS: Jarrod West, Malik Williams

Date	Site	UL	OPP
Nov. 9	Southern (H)	72	60
Nov. 12	**Furman (H) (OT)**	**72**	**80**
Nov. 15	Navy (H)	77	60
Baha Mar Hoops Championship (Louisville, Ky.)			
Nov. 20	Detroit Mercy (H)	73	67
Baha Mar Hoops Championship (Nassau, Bahamas)			
Nov. 25	Mississippi State (N)	72	58
Nov. 27	Maryland (N)	63	55
Dec. 1	**#22 Michigan State (A)**	**64**	**73**
Dec. 4	NC State * (A)	73	68
Dec. 10	**DePaul (H)**	**55**	**62**
Dec. 14	Southeastern Louisiana (H)	86	60
Dec. 18	**Western Kentucky (A)**	**72**	**82**
Dec. 29	Wake Forest * (H)	73	69
Jan. 2	Georgia Tech * (A)	67	64
Jan. 5	Pittsburgh * (H)	75	72
Jan. 8	**Florida State * (A)**	**70**	**79**
Jan. 12	**NC State * (H)**	**63**	**79**
Jan. 15	**Pittsburgh * (A)**	**53**	**65**
Jan. 19	Boston College * (H)	67	54
Jan. 22	**Notre Dame * (H)**	**70**	**82**
Jan. 24	**Virginia * (A)**	**52**	**64**
Jan. 29	**#9 Duke * (H)**	**65**	**74**
Feb. 1	**North Carolina * (H) (OT)**	**83**	**90**
Feb. 5	**Syracuse * (A)**	**69**	**92**
Feb. 9	**Notre Dame * (A)**	**57**	**63**
Feb. 16	**Miami * (H)**	**63**	**70**
Feb. 19	Clemson * (H)	70	61
Feb. 21	**North Carolina * (A)**	**63**	**70**
Feb. 26	**Wake Forest * (A)**	**77**	**99**
Mar. 1	**Virginia Tech * (A)**	**43**	**75**
Mar. 5	**Virginia * (H)**	**61**	**71**
ACC Tournament (Greensboro, N.C.)			
Mar. 8	Georgia Tech (N)	84	74
Mar. 9	**Virginia (N)**	**50**	**51**
**Atlantic Coast Conference game*		*2154*	*2243*

2022-23 (WON 4, LOST 28)

COACH: Kenny Payne

CAPTAINS: El Ellis, Sydney Curry, Jae'lyn Withers

Date	Site	UL	OPP
Nov. 9	**Bellarmine (H)**	**66**	**67**
Nov. 12	**Wright State (H)**	**72**	**73**
Nov. 15	**Appalachian State (H)**	**60**	**61**
Maui Jim Maui Invitational (Lahaina, Maui, Hawaii)			
Nov. 21	**#9/10 Arkansas (N)**	**54**	**80**
Nov. 22	**#21/20 Texas Tech (N)**	**38**	**70**
Nov. 23	**Cincinnati (N)**	**62**	**81**
Nov. 29	**#22/25 Maryland (H)**	**54**	**79**
Dec. 4	**Miami* (H)**	**53**	**80**
Dec. 10	**Florida State* (A)**	**53**	**75**
Dec. 14	Western Kentucky (H)	94	83
Dec. 17	Florida A&M (H)	61	55
Dec. 20	**Lipscomb (H)**	**67**	**75**
Dec. 22	**NC State* (A)**	**64**	**76**
Dec. 31	**#19/17 Kentucky (A)**	**63**	**86**
Jan. 3	**Syracuse* (H)**	**69**	**70**
Jan. 7	**Wake Forest* (H)**	**72**	**80**
Jan. 11	**Clemson* (A)**	**70**	**83**
Jan. 14	**North Carolina* (H)**	**59**	**80**
Jan. 18	**Pittsburgh* (H)**	**54**	**75**
Jan. 25	**Boston College* (A)**	**65**	**75**
Jan. 28	**Notre Dame* (A)**	**62**	**76**
Feb. 1	Georgia Tech* (H)	68	58
Feb. 4	**Florida State* (H)**	**78**	**81**
Feb. 7	**Pittsburgh* (A)**	**57**	**91**
Feb. 11	**Miami* (A)**	**85**	**93**
Feb. 15	**Virginia* (H)**	**58**	**61**
Feb. 18	Clemson* (H)	83	73
Feb. 20	**Duke* (A)**	**62**	**79**
Feb. 25	**Georgia Tech* (A)**	**67**	**83**
Feb. 28	**Virginia Tech* (H)**	**54**	**71**
Mar. 4	**Virginia* (A)**	**60**	**75**
ACC Tournament (Greensboro, N.C.)			
Mar. 7	**Boston College**	**62**	**80**
**Atlantic Coast Conference game*		*2046*	*2425*

UofL's Overtime Record



Louisville and Notre Dame have gone to overtime 10 times in their series history, including two double-overtime games and a five-overtime game.

Year	Opponent	Site	Result
1919-20	Cumberland	Cumberland	L 38-40
1921-22	Centre	Louisville	L 18-27
1926-27	Oakland City	Louisville	L 29-30
	Rose Poly*	Rose Poly	W 41-39
1928-29	Concordia Sem.*	Concordia	W 29-27
1930-31	Berea*	Louisville	W 28-24
1931-32	Union (KY)	Louisville	W 28-27
1933-34	Centre	Louisville	W 30-26
	Transylvania*	Lexington	L 36-37
1934-35	Centre	Louisville	W 38-35
1935-36	Centre	Louisville	W 46-45
	Transylvania	Louisville	L 35-37
1937-38	Oakland City	Louisville	L 40-43
	Georgetown Col.	Louisville	W 46-43
1939-40	Ky. Wesleyan	Louisville	L 44-48
1943-44	Bowman Field	Louisville	L 37-39
	Bowman Field	Louisville	L 51-53
1948-49	Seton Hall	New Jersey	W 71-69
	Xavier	Louisville	W 64-57
1949-50	Washington(Mo.)	St. Louis	L 57-61
1951-52	Dayton	Dayton	W 79-76
1952-53	Temple*	Philadelphia	W 85-77
1954-55	Dayton	Dayton	L 67-71
	Dayton	Louisville	L 67-69
	Eastern Ky.	Richmond	L 77-79
1955-56	Notre Dame	Notre Dame	W 80-75
	Dayton	Dayton	W 66-64
1956-57	Dayton	Louisville	W 61-53
1957-58	Xavier**	Cincinnati	L 80-82
1958-59	NC State	Raleigh	L 61-67
1961-62	DePaul**	Louisville	L 78-79
1962-63	Dayton	Dayton	L 65-70
	Xavier	Louisville	W 70-68
	Dayton	Louisville	W 61-55
	DePaul	Louisville	W 71-69

Year	Opponent	Site	Result
1963-64	Ohio	Illinois	L 69-71
1964-65	No. Texas State	Texas	W 70-68
	Cincinnati**	Louisville	W 82-80
1965-66	Miami (Fla.)	Miami	W 85-84
	Boston Col.**	New York	L 90-96
1966-67	So. Illinois*	Louisville	W 70-66
1967-68	Kansas*	Louisville	L 76-84
	Wichita St.	Wichita	W 93-91
	Tulsa	Louisville	W 76-67
1968-69	St. Louis*	St. Louis	W 81-80
	Tulsa	Louisville	W 83-81
1969-70	St. Louis	Louisville	W 62-60
1970-71	Wichita St.	Louisville	W 98-97
1971-72	Drake	Des Moines	W 79-77
1972-73	Wichita St.*	Wichita	W 78-75
1973-74	Bradley	Peoria	W 87-84
1974-75	Bradley	Louisville	W 82-80
	Drake	Louisville	W 55-53
	UCLA	San Diego	L 74-75
	Syracuse	San Diego	W 96-88
1975-76	West Texas St.	Louisville	L 78-84
	Idaho St.*	Idaho	W 52-51
1975-76	Tulsa	Louisville	W 98-90
	Wichita St.	Wichita	L 74-78
1976-77	Vanderbilt	Nashville	W 81-76
	Marquette	Milwaukee	W 78-75
	Creighton*	Louisville	W 69-66
	Florida St.	Louisville	W 78-75
1977-78	Georgia	Louisville	L 70-73
	DePaul*	Kansas	L 89-90
1979-80	Virginia Tech	Blacksburg	W 56-54
	Kansas St.	Nebraska	W 71-69
	Texas A & M	Texas	W 66-65
1980-81	Memphis St.	Memphis	L 55-60
	Florida St.	Tallahassee	W 82-73

Year	Opponent	Site	Result
1981-82	Virginia Tech	Blacksburg	L 74-75
	Memphis St.	Memphis	L 65-74
1982-83	Memphis St.	Louisville	W 64-62
	Kentucky	Tennessee	W 80-68
1983-84	Purdue	W. Lafayette	L 83-90
	Virginia Tech	Louisville	W 83-79
1986-87	Northeastern	Alaska	L 84-88
	So. Mississippi	Louisville	W 85-84
1987-88	Cincinnati	Cincinnati	W 91-89
	South Carolina*	Columbia	W 98-88
1988-89	Florida State	Tallahassee	W 78-77
1989-90	Ohio State	Columbus	L 88-91
1991-92	Tulane	Louisville	L 83-87
	UNC Charlotte	Charlotte	L 68-77
	Arizona State	Tempe	W 63-62
1992-93	VCU	Richmond	W 90-88
1993-94	Western Ky.	Louisville	W 78-73
	VCU	Louisville	L 89-93
	Notre Dame	South Bend	W 85-82
1994-95	Tulane	Louisville	W 81-80
1995-96	Marquette*	Louisville	L 79-80
	Tulsa	Milwaukee	W 82-80
1996-97	LSU	Anaheim, Ca.	W 93-87
	Arkansas	Fayetteville	W 91-88
	Boston College*	Louisville	W 89-85
	Texas	Austin	W 85-78
	Marquette	Milwaukee	L 71-79
	Southern Miss.	Hattiesburg	W 75-72
1997-98	DePaul	Chicago	W 85-82
1999-00	Marquette	Milwaukee	L 64-66
2000-01	UNLV	Maui, Hawaii	W 86-85
	Tulane	New Orleans	W 87-84
	Marquette**	Milwaukee	W 77-74
2001-02	Charlotte	Louisville	W 90-88
2002-03	Ohio State	Columbus	W 72-64

Year	Opponent	Site	Result
	DePaul	Chicago	L 76-79
2003-04	Iowa	Indianapolis	L 69-70
	Cincinnati	Cincinnati	L 61-66
	DePaul	Louisville	L 58-60
2004-05	West Virginia	Albuquerque	W 93-85
2005-06	Notre Dame	Louisville	W 89-86
	Marquette	Louisville	W 67-60
2006-07	West Virginia*	New York	W 82-71
2007-08	Pittsburgh	New York	L 69-76
2008-09	Notre Dame	Lousville	W 87-73
2009-10	Pittsburgh	Pittsburgh	L 77-82
	Notre Dame*	Louisville	W 91-89
2010-11	Connecticut*	Storrs	W 79-78
	Notre Dame	South Bend	L 79-89
	Pittsburgh	Louisvile	W 62-59
	Notre Dame	New York	W 83-77
2011-12	Vanderbilt	Louisville	W 62-60
	Notre Dame*	Louisville	L 65-67
	DePaul	Chicago	W 90-82
2012-13	Notre Dame***	South Bend	L 101-104
2014-15	North Carolina	Louisville	W 78-68
	Michigan State	Syracuse	L 70-76
2016-17	Old Dominion	Bahamas	W 68-62
	Syracuse	Syracuse	W 76-72
2017-18	Clemson	Clemson	L 69-74
	Notre Dame*	South Bend	W 82-78
	Miami	Miami	L 75-78
2018-19	Marquette	Bronx	L 74-77
	Michigan State	Louisville	W 82-78
	Pittsburgh	Pittsburgh	L 86-89
	Florida State	Tallahassee	L 75-80
2019-20	Kentucky	Lexington	L 70-78
	Pittsburgh	Pittsburgh	W 73-68
2020-21	Duke	Durham	W 80-73
2021-22	Furman	Louisville	L 72-80
	North Carolina	Louisville	L 83-90

** Double Overtime ** Triple Overtime *** 5 Overtimes*



2023-24 LOUISVILLE BASKETBALL

2023-24 Opponents

Opponents

Arkansas State



Bryan Hodgson

Location: Jonesboro, Ark. 72467
Enrollment: 14,903
Nickname: Red Wolves
Colors: Scarlet & Black
Conference: Sun Belt
Home Court: First National Bank Arena (10,538)
President: Dr. Charles Welch
Chancellor: Dr. Todd Shields
Athletic Director: Jeff Purinton
Head Coach: Bryan Hodgson
Alma Mater: Fredonia State '11
Record at Arkansas State: First Year
Career Record: same
Assistant Coaches: Tee Butters, Jamie Quarles, Derek Rongstad
2022-23 Record: 13-20
2022-23 Sun Belt Record: 4-14 (13th)
Starters Returning: 3
Series Record: Louisville leads 3-0 (3-0 in Louisville)
Web Site: astateredwolves.com

Contact Info (Area Code 870)

Athletic Office:	972-3880
Basketball Office:	972-2077
Sports Information Office:	972-2541
BB SID: Caleb Garner(C)	316-3382

email: rgarner@astate.edu

Bellarmine



Scott Davenport

Location: Louisville, KY 40205
Enrollment: 2,971
Nickname: Knights
Colors: Scarlet & Silver
Conference: ASUN Conference
Home Court: Freedom Hall (18,252)
President: Dr. Susan M. Donovan
Athletic Director: Scott Wiegandt
Head Coach: Scott Davenport
Alma Mater: Louisville '78
Record at Bellarmine: 413-148 (18 yrs.)
Career Record: same
Assistant Coaches: Doug Davenport, Beau Braden, Al Davis
2022-23 Record: 15-18
2022-23 ASUN Record: 9-9 (t-7th)
Starters Returning: 4
Series Record: Louisville leads 12-1 (12-1 in Louisville)
Web Site: buknights.com

Contact Info (Area Code 502)

Athletic Office:	272-8380
Basketball Office:	272-8016
Sports Information Office:	272-8078
BB SID: John Spugnardi (C)	905-0922

email: jspugnardi@bellarmine.edu

Boston College



Earl Grant

Location: Chestnut Hill, MA 02467
Enrollment: 15,409
Nickname: Eagles
Colors: Maroon & Gold
Conference: ACC
Home Court: Silvio O. Conte Forum (8,606)
President: Rev. William P. Leahy, S.J.
Athletic Director: Blake James
Head Coach: Earl Grant
Alma Mater: Georgia College '00
Record at Boston College: 29-37 (2 yrs.)
Career Record: 156-126 (9 yrs.)
Assistant Coaches: Anthony Goins, Corey McCrae, Jim Molinari
2022-23 Record: 16-17
2022-23 ACC Record: 9-11 (10th)
Starters Returning: 4
Series Record: Louisville leads 10-6 (5-1 in Louisville, 4-3 in Chestnut Hill, 1-2 neutral)
Web Site: bceagles.com

Contact Info (Area Code 617)

Athletic Office:	552-8520
Basketball Office:	552-3006
Sports Information Office:	552-0504
BB SID: Mike Laprey (C)	(401) 829-3747

email: lapreym@bc.edu

Clemson



Brad Brownell

Location: Clemson, SC 29633
Enrollment: 27,341
Nickname: Tigers
Colors: Tiger Orange & Regalia
Conference: ACC
Home Court: Littlejohn Coliseum (9,000)
President: James P. Clements
Athletic Director: Graham Neff
Head Coach: Brad Brownell
Alma Mater: DePauw '91
Record at Clemson: 241-177 (13 yrs.)
Career Record: 408-262 (21 yrs.)
Assistant Coaches: Billy Donlon, Dick Bender, Sean Dixon
2022-23 Record: 23-11
2022-23 ACC Record: 14-6 (3rd)
Starters Returning: 3
Series Record: Louisville leads 9-5 (8-0 in Louisville, 1-5 in Clemson)
Web Site: ClemsonTigers.com

Contact Info (Area Code 864)

Athletic Office:	656-1935
Basketball Office:	656-1954
Sports Information Office:	(630) 862-8828
BB SID: Ben Winterrowd (C)	(630) 862-8828

email: winterr@clemson.edu

UConn



Dan Hurley

Location: Storrs, CT 06269
Enrollment: 27,721
Nickname: Huskies
Colors: Navy & White
Conference: Big East
Home Court: Gampel Pavilion (10,167) XL Center (15,564)
President: Dr. Radenka Maric
Athletic Director: David Benedict
Head Coach: Dan Hurley
Alma Mater: Seton Hall '96
Record at UConn: 104-55 (5 yr.)
Career Record: 255-160 (13 yrs.)
Assistant Coaches: Kimani Young, Tom Moore, Luke Murray
2022-23 Record: 31-8
2022-23 Big East Record: 13-7 (t-4th)
Starters Returning: 2
Series Record: Louisville leads 11-6 (5-2 in Louisville, 5-2 in Storrs, 1-2 neutral)
Web Site: uconnhuskies.com

Contact Info (Area Code 860)

Athletic Office:	486-2725
Basketball Office:	486-2720
Sports Information Office:	486-3531
BB SID: Bobby Mullen (C)	(609) 923-4463

email: robert.mullen@uconn.edu

Coppin State



Larry Stewart

Location: Baltimore, MD 21216
Enrollment: 2,006
Nickname: Eagles
Colors: Blue & Gold
Conference: MEAC
Home Court: Physical Education Complex (4,100)
President: Anthony L. Jenkins, PhD
Athletic Director: Derek Carter
Head Coach: Larry Stewart
Alma Mater: Coppin State '91
Record at Coppin State: First year
Career Record: Same
Assistant Coaches: Sidney Raikes, Stephen Stewart
2022-23 Record: 9-23
2022-23 MEAC Record: 4-10 (t-6th)
Starters Returning: 1
Series Record: Louisville leads 1-0 (1-0 in Louisville)
Web Site: coppinstatesports.com

Contact Info (Area Code 410)

Athletic Office:	951-3737
Basketball Office:	951-3733
Sports Information Office:	951-3729
BB SID: Steven Kramer (C)	(301) 512-0419

email: skramer@coppin.edu

DePaul



Tony Stubblefield

Location: Chicago, IL 60604
Enrollment: 20,917
Nickname: Blue Demons
Colors: Royal Blue & Scarlet
Conference: BIG EAST
Home Court: Wintrust Arena (10,387)
President: Robert L. Manuel, PhD
Athletic Director: DeWayne Peevy
Head Coach: Tony Stubblefield
Alma Mater: Nebraska-Omaha '93
Record at DePaul: 25-39 (2 yrs.)
Career Record: 27-51 (3 yrs.)
Assistant Coaches: Paris Parham, Steve Thomas, Tony Harvey
2022-23 Record: 10-23
2022-23 Big East Record: 3-17 (10th)
Starters Returning: 1
Series Record: Louisville leads 38-22 (21-8 in Louisville, 17-12 in Chicago, neutral 0-2)
Web Site: depaulbluedemons.com

Contact Info (Area Code 773)

Athletic Office:	325-7526
Basketball Office:	325-7521
Sports Information Office:	325-7546
BB SID: Courtney Day (C)	(872) 273-8659

email: courtney.day@depaul.edu

Duke



Jon Scheyer

Location: Durham, NC 27708
Enrollment: 6,600
Nickname: Blue Devils
Colors: Duke Blue & White
Conference: ACC
Home Court: Cameron Indoor Stadium (9,314)
President: Dr. Vincent Price
Athletic Director: Nina King
Head Coach: Jon Scheyer
Alma Mater: Duke '10
Record at Duke: 27-9 (1 yr.)
Career Record: same
Assistant Coaches: Chris Carrawell, Jai Lucas, Emanuel Dildy, Will Avery
2022-23 Record: 27-9
2022-23 ACC Record: 14-6 (t-3rd)
Starters Returning: 4
Series Record: Duke leads 13-9 (4-4 in Louisville, 4-3 in Durham, 5-2 neutral)
Web Site: GoDuke.com

Contact Info (Area Code 919)

Athletic Office:	684-2120
Basketball Office	**613-7500**
Sports Information Office:	668-1712
BB SID: Mike DeGeorge (C)	384-6601

email: michael.degeorge@duke.edu

Opponents

Florida State



Leonard Hamilton

Location: Tallahassee, FL 32316
Enrollment: 43,569
Symbol: Seminoles
Colors: Garnet & Gold
Conference: ACC
Home Court: Donald L. Tucker Ctr. (11,500)
President: Robert McCullough, PhD
Athletic Director: Michael Alford
Head Coach: Leonard Hamilton
Alma Mater: Tennessee-Martin '71
Record at FSU: 404-271 (21 yrs.)
Career Record: 604-281 (35 yrs.)
Assistant Coaches: Stan Jones, Steve Smith, Kevin Nickelberry
2022-23 Record: 9-23
2022-23 ACC Record: 7-13 (12th)
Starters Returning: 3
Series Record: Louisville leads 34-18 (18-6 in Louisville, 12-11 in Tallahassee, 4-1 neutral)
Web Site: seminoles.com

Contact Info (Area Code 850)

Athletic Office:	644-1403
Basketball Office:	644-1461
Sports Information Office:	644-1077
BB SID: Chuck Walsh (C)	694-2540
email: cwalsh@fsu.edu	

Georgia Tech



Damon Stoudamire

Location: Atlanta, GA 30332
Enrollment: 45,296
Nickname: Yellow Jackets, Ramblin' Wreck
Colors: Old Gold & White
Conference: ACC
Home Court: McCamish Pavilion (8,600)
President: Dr. Angel Cabrera
Athletic Director: J Batt
Head Coach: Damon Stoudamire
Alma Mater: Arizona '95
Record at Georgia Tech: First year
Career Record: 71-77 (5 yrs.)
Assistant Coaches: Karl Hobbs, Terry Parker, Jr., Pershin Williams, Nate Babcock, Bonzi Wells
2022-23 Record: 15-18
2022-23 ACC Record: 6-14 (13th)
Starters Returning: 4
Series Record: Louisville leads 25-15 (14-4 in Louisville, 6-6 in Atlanta, 5-5 neutral)
Web Site: Ramblinwreck.com

Contact Info (Area Code 404)

Athletic Office:	894-5411
Basketball Office:	894-5425
Sports Information Office:	894-5445
BB SID: Mike Stamus (C)	218-9723
email: mstamus@athletics.gatech.edu	

Indiana



Mike Woodson

Location: Bloomington, IN 47405
Enrollment: 45,328
Symbol: Hoosiers
Colors: Cream & Crimson
Conference: Big Ten
Home Court: Simon Skjodt Assembly Hall. (17,222)
President: Pamela Whitten
Athletic Director: Scott Dolson
Head Coach: Mike Woodson
Alma Mater: Indiana '80
Record at IU: 44-26 (2 yrs.)
Career Record: same
Assistant Coaches: Kenya Hunter, Yasir Rosemond, Brian Walsh
2022-23 Record: 23-12
2022-23 Big 10 Record: 12-8 (t-2nd)
Starters Returning: 1
Series Record: Indiana leads 11-9 (3-5 in Louisville, 5-1 in Bloomington, 3-3 neutral)
Web Site: IUHoosiers.com

Contact Info (Area Code 812)

Athletic Office:	855-2794
Basketball Office:	855-2238
Sports Information Office:	855-0215
BB SID: Charlie Duffy (C)	(317) 490-3262
email: csduffy@iu.edu	

Kentucky



John Calipari

Location: Lexington, KY 40506
Enrollment: 32,710
Nickname: Wildcats
Colors: Blue & White
Conference: Southeastern
Home Court: Rupp Arena (20,545)
President: Dr. Eli Capilouto
Athletic Director: Mitch Barnhart
Head Coach: John Calipari
Alma Mater: Clarion '82
Record at Kentucky: 387-113 (14 yrs.)
Career Record: 832-253 (31 yrs.)
Assistant Coaches: Orlando Antigua, Ronald "Chin" Coleman, Chuck Martin, John Welch
2022-23 Record: 22-12
2022-23 SEC Record: 12-6 (3rd)
Starters Returning: 1
Series Record: Kentucky leads 38-17 (13-10 in Louisville, 21-5 in Lexington, 4-2 neutral)
Web Site: ukathletics.com

Contact Info (Area Code 859)

Athletic Office:	257-8000
Basketball Office:	257-1916
Sports Information Office:	257-3838
BB SID: Deb Moore (C)	559-5781
email: deb.moore@uky.edu	
BB SID: Brett Rybak (C)	(440) 840-4962
email: brett.rybake@uky.edu	

Miami



Jim Larrañaga

Location: Coral Gables, FL 33146
Enrollment: 19,397
Nickname: Hurricanes
Colors: Orange, Green & White
Conference: ACC
Home Court: Watsco Center (7,972)
President: Dr. Julio Frenk
Vice President/AD: Dan Radakovich
Head Coach: Jim Larrañaga
Alma Mater: Providence '71
Record at Miami: 255-149 (12 yrs.)
Career Record: 725-483 (39 yrs.)
Assistant Coaches: Bill Courtney, DJ Irving, Kotie Kimble
2022-23 Record: 29-8
2022-23 ACC Record: 15-5 (t-1st)
Starters Returning: 3
Series Record: Louisville leads 13-8 (6-2 in Louisville, 6-6 in Coral Gables, 1-0 neutral)
Web Site: MiamiHurricanes.com

Contact Info (Area Code 305)

Athletic Office:	284-6689
Basketball Office:	284-2680
Sports Information Office:	284-3249
BB SID: Alex Schwartz (C)	(609) 802-3674
email: alexschwartz@miami.edu	

New Mexico State



Jason Hooten

Location: Las Cruces 88003
Enrollment: 21,210
Nickname: Aggies
Colors: Crimson & White
Conference: Conference USA
Home Court: Pan American Center (14,482)
President: Dr. Jay Gogue
Athletic Director: Mario Moccia
Head Coach: Jason Hooten
Alma Mater: Tarleton State '93
Record at New Mexico St.: First year
Career Record: 261-169 (13 yrs.)
Assistant Coaches: Kenneth Mangrum, Zach Settembre, Payne Andrus
2022-23 Record: 9-15
2022-23 WAC Record: 2-10 (13th)
Starters Returning: 0
Series Record: Louisville leads 4-1 (3-0 in Louisville, 1-1 in Las Cruces)
Web Site: nmstatesports.com

Contact Info (Area Code 575)

Athletic Office:	646-7630
Basketball Office:	646-1447
Sports Information Office:	646-1885
BB SID: Jon Opiela (C)	(815) 302-5399
email: jopiela@nmsu.edu	

North Carolina



Hubert Davis

Location: Chapel Hill, NC 27514
Enrollment: 31,539
Nickname: Tar Heels
Colors: Carolina Blue & White
Conference: ACC
Home Court: Dean E. Smith Center (21,750)
Chancellor: Kevin Guskiewicz
Athletic Director: Bubba Cunningham
Head Coach: Hubert Davis
Alma Mater: North Carolina '92
Record at UNC: 49-23(2 yrs.)
Career Record: same
Assistant Coaches: Brad Frederick, Sean May, Jeff Lebo
2022-23 Record: 20-13
2022-23 ACC Record: 11-9 (7th)
Starters Returning: 2
Series Record: North Carolina leads 19-7 (4-5 in Louisville, 5-1 in Chapel Hill, 10-1 neutral)
Web Site: GoHeels.com

Contact Info (Area Code 919)

Athletic Office:	962-6000
Basketball Office:	962-1154
Sports Information Office:	962-2123
BB SID: Steve Kirschner (C)	475-2695
email: stevekirschner@unc.edu	

NC State



Kevin Keatts

Location: Raleigh, NC 27695
Enrollment: 37,873
Nickname: Wolfpack
Colors: Red & White
Conference: ACC
Home Court: PNC Center (19,700)
Chancellor: Dr. Randy Woodson
Athletic Director: Boo Corrigan
Head Coach: Kevin Keatts
Alma Mater: Marshall '11
Record at NC State: 113-79 (6 yrs.)
Career Record: 185-107 (9 yrs.)
Assistant Coaches: Levi Watkins, Kareem Richardson, Joel Justus
2022-23 Record: 23-11
2022-23 ACC Record: 12-8 (6th)
Starters Returning: 2
Series Record: Louisville leads 14-12 (7-3 in Louisville, 6-7 in Raleigh, 1-2 neutral)
Web Site: GoPack.com

Contact Info (Area Code 919)

Athletic Office:	515-2101
Basketball Office:	515-2104
Sports Information Office:	746-9894
BB SID: Craig Hammel (C)	(317) 292-0858
email: cwhamme2@ncsu.edu	

Opponents

Notre Dame



Micah Shrewsberry

Location: Notre Dame, IN 46556
Enrollment: 12,809
Nickname: Fighting Irish
Colors: Blue & Gold
Conference: ACC
Home Court: Purcell Pavilion (9,149)
President: Rev. John I. Jenkins, C.S.C.
Athletic Director: Jack Swarbrick
Head Coach: Micah Shrewsberry
Alma Mater: Hanover '99
Record at Notre Dame: First year
Career Record: 37-31 (2 yrs.)
Assistant Coaches: Kyle Getter, Mike Farrelly, Ryan Owens
2022-23 Record: 11-21
2022-23 ACC Record: 3-17 (14th)
Starters Returning: 0
Series Record: Louisville leads 26-18 (15-4 in Louisville, 6-11 in South Bend, 5-3 neutral)
Web Site: UND.com

Contact Info (Area Code 574)

Athletic Office:	631-6107
Basketball Office:	631-6225
Sports Information Office:	631-8458
BB SID: Josh Bates (C)	310-9954

email: jbates2@nd.edu

Pepperdine



Lorenzo Romar

Location: Malibu, CA 90263
Enrollment: 3,000
Nickname: Waves
Colors: Blue & Orange
Conference: West Coast
Home Court: Firestone Fieldhouse (3,104)
President: Jim Gash
Athletic Director: Steve Potts
Head Coach: Lorenzo Romar
Alma Mater: Cincinnati '92
Record at Pepperdine: 105-136 (8 yrs.)
Career Record: 454-376 (26 yrs.)
Assistant Coaches: Ken Bone, Curtis Allen, Gerald Brown, Daniel Eberhardt
2022-23 Record: 9-21
2022-23 WCC Record: 2-14 (10th)
Starters Returning: 2
Series Record: Pepperdine leads 1-0 (1-0 in Malibu)
Web Site: pepperdinewaves.com

Contact Info (Area Code 310)

Athletic Office:	506-4847
Basketball Office:	506-4161
Sports Information Office:	506-4160
BB SID: Morgan Davenport (C)	(405) 763-7694

email: morgan.davenport@pepperdine.edu

Pittsburgh



Jeff Capel

Location: Pittsburgh, PA 15261
Enrollment: 34,934
Nickname: Panthers
Colors: Blue & Gold
Conference: ACC
Home Court: Petersen Events Cntr. (12,508)
Chancellor: Joan Gabel
Athletic Director: Heather Lyke
Head Coach: Jeff Capel
Alma Mater: Duke '97
Record at Pittsburgh: 75-81 (5 yrs.)
Career Record: 250-191 (14 yrs.)
Assistant Coaches: Tim O'Toole, Milan Brown, Jason Capel
2022-23 Record: 24-12
2022-23 ACC Record: 14-6 (t-3rd)
Starters Returning: 2
Series Record: Louisville leads 21-9 (12-2 in Louisville, 9-4 in Pittsburgh, 0-3 neutral)
Web Site: pittsburghpanthers.com

Contact Info (Area Code 412)

Athletic Office:	624-5550
Basketball Office:	648-8350
Sports Information Office:	648-8242
BB SID: Matt Plizga (C)	(919) 812-0882

email: mplizga@athletics.pitt.edu

Syracuse



Adrian Autry

Location: Syracuse, NY 13244
Enrollment: 21,322
Nickname: Orange
Colors: Orange
Conference: ACC
Home Court: Carrier Dome (35,642)
Chancellor: Kent Syverud
Athletic Director: John Wildhack
Head Coach: Adrian Autry
Alma Mater: Syracuse '94
Record at Syracuse: First year
Career Record: same
Assistant Coaches: Gerry McNamara (Associate Head Coach), Allen Griffin, Brenden Straughn
2022-23 Record: 17-15
2022-23 ACC Record: 10-10 (t-8th)
Starters Returning: 3
Series Record: Louisville leads 19-12 (10-5 in Louisville, 4-7 in Syracuse, 5-0 neutral)
Web Site: Cuse.com

Contact Info (Area Code 315)

Athletic Office:	443-2385
Basketball Office:	443-2082
Sports Information Office:	443-2608
BB SID: Pete Moore (C)	952-5011

email: pimoore@syr.edu



Louisville assistant Nolan Smith, a former Duke standout and coach, greets their staff before a game at Cameron Indoor Stadium last year.

UT Chattanooga



Dan Earl

Location: Chattanooga, TN 37403
Enrollment: 11,283
Nickname: Mocs
Colors: Blue & Gold
Conference: Southern
Home Court: McKenzie Arena (10,928)
President: Steven R. Angle
Athletic Director: Mark Wharton
Head Coach: Dan Earl
Alma Mater: Penn State '97
Record at UT Chattanooga: 18-16 (1 yr.)
Career Record: 91-155 (8 yrs.)
Assistant Coaches: Ander Galfsky, Scott Greenman, Ricardo Rush, Jr.
2022-23 Record: 18-16
2022-23 SoCon Record: 7-11 (7th)
Starters Returning: 1
Series Record: Louisville leads 4-0 (4-0 in Louisville)
Web Site: gomocs.com

Contact Info (Area Code 423)

Athletic Office:	425-4444
Basketball Office:	425-4592
Sports Information Office:	425-5292
BB SID: Corey Belonzi (C)	(724) 674-4871

email: corey-belonzi@utc.edu

Texas



Rodney Terry

Location: Austin, TX 78712
Enrollment: 52,273
Nickname: Longhorns
Colors: Burnt Orange & White
Conference: Big 12
Home Court: Moody Center (10,763)
President: Jay Hartzell
Athletic Director: Chris Del Conte
Head Coach: Rodney Terry
Alma Mater: St. Edward's '90
Record at Texas: 22-8 (1 yr.)
Career Record: 185-164 (11 yrs.)
Assistant Coaches: Frank Haith, Steve McClain, Brandon Chappell, Byron James
2022-23 Record: 29-9
2022-23 Big 12 Record: 12-6 (2nd)
Starters Returning: 3
Series Record: Louisville leads 4-1 (2-0 in Louisville, 1-0 in Austin, 1-1 neutral)
Web Site: texassports.com

Contact Info (Area Code 512)

Athletic Office:	471-5757
Basketball Office:	471-5816
BB SID: Scott McConnell(C)	748-9313

email: sm@utexas.edu

Opponents

UMBC



Jim Ferry

Location: Baltimore, MD 21250
Enrollment:13,991
Nickname: Retrievers
Colors: Black & Gold
Conference: America East
Home Court: Chesapeake Employers Insurance Arena (4,654)
President: Valerie S. Ashby
Athletic Director: Brian Barrio
Head Coach: Jim Ferry
Alma Mater: Keene State College '90
Record at UMBC: 36-28 (2 yrs.)
Career Record: 361-307 (22 yrs.)
Assistant Coaches: Danny Lawson, Evann Baker, Brian Baudinet, Ceasar Adim, Gabe Maturo
2022-23 Record: 18-14
2022-23 America East Record: 8-8 (t-4th)
Starters Returning: 0
Series Record: First Meeting
Web Site: umbcretrievers.com

Contact Info (Area Code 410)

Athletic Office:	455-2126
Basketball Office:	455-2126
Sports Information Office:	455-2197
BB SID: David Gansell (C)	(718) 930-4237

email: gansell@umbc.edu

Virginia



Tony Bennett

Location: Charlottesville, VA 22904
Enrollment: 25,879
Nickname: Cavaliers
Colors: Orange & Blue
Conference: ACC
Home Court: John Paul Jones Arena (14,623)
President: Dr. James E. Ryan
Athletic Director: Carla Williams
Head Coach: Tony Bennett
Alma Mater: Green Bay '92
Record at Virginia: 341-125 (14 yrs.)
Career Record: 410-158 (17 yrs.)
Assistant Coaches: Ron Sanchez, Jason Williford, Orlando Vandross
2022-23 Record: 25-8
2022-23 ACC Record: 15-5 (t-1st)
Starters Returning: 1
Series Record: Virginia leads 22-5 (10-4 in Louisville, 10-1 in Charlottesville, 2-0 neutral)
Web Site: VirginiaSports.com

Contact Info (Area Code 434)

Athletic Office:	982-5100
Basketball Office:	982-5400
Sports Information Office:	982-5530
BB SID: Erich Bacher (C)	(720) 318-5538

email: bacher@virginia.edu

Virginia Tech



Mike Young

Location: Blacksburg, VA 24061
Enrollment: 37,000
Nickname: Hokies
Colors: Burnt Orange & Chicago Maroon
Conference: ACC
Home Court: Cassell Coliseum (8,925)
President: Dr. Timothy Sands
Athletic Director: Whit Babcock
Head Coach: Mike Young
Alma Mater: Emory & Henry College '86
Record at Virginia Tech: 73-51 (4 yrs.)
Career Record: 372-295 (21 yrs.)
Assistant Coaches: J.D. Byers, Kevin Giltner, Christian Webster
2022-23 Record: 19-15
2022-23 ACC Record: 8-12 (11th)
Starters Returning: 3
Series Record: Louisville leads 36-10 (19-4 in Louisville, 16-4 in Blacksburg, 1-2 neutral)
Web Site: hokiesports.com

Contact Info (Area Code 540)

Athletic Office:	231-3977
Basketball Office:	231-6725
Sports Information Office:	231-1494
BB SID: Brian Cox (C)	250-0624

email: bcox90@vt.edu

Wake Forest



Steve Forbes

Location: Winston-Salem, NC 27106
Enrollment: 5,447
Nickname: Demon Deacons
Colors: Old Gold & Black
Conference: ACC
Home Court: Lawrence Joel Veterans Memorial Coliseum (14,665)
President: Dr. Susan R. Wente PhD
Athletic Director: John Currie
Head Coach: Steve Forbes
Alma Mater: Southern Arkansas '88
Record at Wake Forest: 50-39 (3 yrs.)
Career Record: 348-145 (17 yrs.)
Assistant Coaches: BJ McKie, Matt Woodley, Jason Shay, Demetris Nichols, Antanas Kavaliauskas
2022-23 Record: 19-13
2022-23 ACC Record: 10-10 (t-8th)
Starters Returning: 3
Series Record: Louisville leads 9-4 (4-1 in Louisville, 3-2 in Winston-Salem, 2-1 neutral)
Web Site: GoDeacs.com

Contact Info (Area Code 336)

Athletic Office:	758-4620
Basketball Office:	758-5622
Sports Information Office:	758-4261
BB SID: Lucy Berres (C)	(309) 696-8835

email: berresl@wfu.edu

Joe Kitchen Memorial Scholarship



The Joe Kitchen Memorial Scholarship is named for one of U of L's most enthusiastic and loyal Cardinal fans. A basketball letterman who played in the late fifties, Kitchen was a rugged frontline performer on the Cardinals' first NCAA Final Four team in 1959. He remained closely tied to Cardinal basketball throughout his life as a fan and booster.

The Joe Kitchen Memorial Scholarship is awarded each year to a senior basketball player who exemplifies excellence in academics, athletics and community involvement. If not presented to an individual, the Joe Kitchen Memorial Scholarship shall be awarded to underprivileged youth of Louisville to allow them to attend a basketball camp and an accompanying enrichment program.



Louisville head coach Kenny Payne and Florida State head coach Leonard Hamilton

Opponents Sports Information Directory

Arkansas State
Caleb Garner

Office:	(870) 972-2541
Mobile:	(870) 316-3382
Email:	rgarner@astate.edu
Conference:	sunbeltsports.org
Web:	astateredwolves.com

Bellarmine
John Spugnardi

Office:	(502) 272-8078
Mobile:	(502) 905-0922
Email:	jspugnardi@bellarmine.edu
Conference:	asunsports.org
Web:	busports.com

Boston College
Mike Laprey

Office:	(617) 552-2193
Mobile:	(401) 829-3747
Press Row:	(617) 552-8787
Email:	lapreym@bc.edu
Conference:	theacc.com
Web:	bceagles.com

Clemson
Ben Winterrowd

Office:	(630) 862-8828
Mobile:	(630) 862-8828
Email:	winterr@clemson.edu
Conference:	theacc.com
Web:	ClemsonTigers.com

Connecticut
Bobby Mullen

Office:	(860) 486-3531
Mobile:	(609) 923-4463
Email:	robert.mullen@uconn.edu
Conference:	bigeast.com
Web:	uconnhuskies.com

Coppin State
Steven Kramer

Office:	(410) 951-3729
Mobile:	(301) 512-0419
Email:	skramer@coppin.edu
Conference:	meacsports.com
Web:	coppinstatesports.com

DePaul
Courtney Day

Office:	(773) 325-7546
Mobile:	(872) 273-8659
Email:	courtney.day@depaul.edu
Conference:	bigeast.com
Web:	depaulbluedemons.com

Duke
Mike DeGeorge

Office:	(919) 668-1712
Mobile:	(919) 384-6601
Press Row:	(919) 684-6186
Email:	michael.degeorge@duke.edu
Conference:	theacc.com
Web:	GoDuke.com

Florida State
Chuck Walsh

Office:	(850) 644-1077
Mobile:	(850) 694-2540
Press Row:	(850) 224-2098
Email:	cwalsh@fsu.edu
Conference:	theacc.com
Web:	seminoles.com

Georgia Tech
Mike Stamus

Office:	(404) 894-5445
Mobile:	(404) 218-9723
Press Row:	(404) 894-5458
Email:	mstamus@athletics.gatech.edu
Conference:	theacc.com
Web:	Ramblinwreck.com

Indiana
Charlie Duffy

Office:	(812) 855-2794
Mobile:	(317) 490-3262
Email:	csduffy@iu.edu
Conference:	bigten.org
Web:	IUHoosiers.com

Kentucky
Deb Moore/Brett Rybak

Office:	DM (859) 257-8506
Mobile:	DM (859) 559-5781
	BR (404) 840-4962
Press Row:	(859) 252-3602
Email:	deb.moore@uky.edu
	brett.rybak@uky.edu
Conference:	secsports.com
Web:	ukathletics.com

Miami
Alex Schwartz

Office:	(305) 284-3249
Mobile:	(609) 802-3674
Press Row:	(305) 284-2111
Email:	alexschwartz@miami.edu
Conference:	theacc.com
Web:	MiamiHurricanes.com

New Mexico State
Jon Opiela

Office:	(575) 646-4120
Mobile:	(815) 302-5399
Email:	jopiela@nmsu.edu
Conference:	conferenceusa.com
Web:	nmstatesports.com

North Carolina
Steve Kirschner

Office:	(919) 962-2123
Mobile:	(919) 475-2695
Press Row:	(919) 962-8815
Email:	stevekirschner@unc.edu
Conference:	theacc.com
Web:	GoHeels.com

NC State
Craig Hammel

Office:	(919) 746-9894
Mobile:	(317) 292-0858
Press Row:	(919) 861-6190
Email:	cwhamme2@ncsu.edu
Conference:	theacc.com
Web:	GoPack.com

Notre Dame
Josh Bates

Office:	(574) 631-8978
Mobile:	(574) 310-9954
Press Row:	(574) 631-5309
Email:	jbates2@nd.edu
Conference:	theacc.com
Web:	UND.com

Pepperdine
Morgan Davenport

Office:	(310) 506-4160
Mobile:	(405) 763-7694
Email:	morgan.davenport@pepperdine.edu
Conference:	wccsports.com
Web:	pepperdinewaves.com

Pittsburgh
Matt Plizga

Office:	(412) 648-8242
Mobile:	(919) 812-0882
Press Row:	(412) 648-2318
Email:	mplizga@athletics.pitt.edu
Conference:	theacc.com
Web:	pittsburghpanthers.com

Syracuse
Pete Moore

Office:	(315) 443-2608
Mobile:	(315) 952-5011
Press Row:	(315) 443-4241
Email:	pimoore@syr.edu
Conference:	theacc.com
Web:	Cuse.com

UT Chattanooga
Corey Belonzi

Office:	(423) 425-2116
Mobile:	(724) 674-4871
Press Row:	(423) 756-5476
Email:	corey-belonzi@utc.edu
Conference:	soconsports.com
Web:	gomocs.com

Texas
Scott McConnell

Mobile:	(512) 748-9313
Email:	sm@utexas.edu
Conference:	big12sports.com
Web:	texassports.com

UMBC
David Gansell

Office:	(410) 455-2197
Mobile:	(718) 930-4237
Email:	gansell@umbc.edu
Conference:	americaeast.com
Web:	umbcretrievers.com

Virginia
Erich Bacher

Office:	(434) 982-5530
Mobile:	(720) 318-5538
Email:	bacher@virginia.edu
Conference:	theacc.com
Web:	VirginiaSports.com

Virginia Tech
Brian Cox

Office:	(540) 231-1494
Mobile:	(540) 250-0624
Press Row:	(540) 231-3048
Email:	bcox90@vt.edu
Conference:	theacc.com
Web:	hokiesports.com

Wake Forest
Lucy Berres

Office:	(336) 758-4261
Mobile:	(309) 696-8835
Press Row:	(336) 727-2945
Email:	berresl@wfu.edu
Conference:	theacc.com
Web:	GoDeacs.com



Record vs. All Opponents

Opponent	First	Last	W	L
Air Force	2002	2002	1	0
Akron	2005	2019	2	0
Alabama	1957	2000	6	3
UAB	1982	2008	12	4
Alaska-Anchorage	1999	1999	1	0
Albany	2017	2017	1	0
Alcorn State	1985	1985	1	0
Alfred Holbrook	1935	1941	1	3
American	1973	1973	1	0
American - Puerto Rico	1995	1995	1	0
Appalachian State	2009	2022	1	1
Arizona	1948	2009	3	2
Arizona State	1992	1993	2	0
Arkansas	1979	2022	4	4
Arkansas Little Rock	1989	1989	1	0
Arkansas State	1948	2011	3	0
Army	1957	1965	2	0
Auburn	1986	1995	1	1
Austin Peay	1988	2008	6	0
Baldwin-Wallace	1954	1954	1	0
Ball State	1978	1990	1	1
Baylor	2016	2016	0	1
Bellarmine	1960	2022	12	1
Beloit	1948	1948	2	0
Berea	1920	1945	13	12
Bethel (Ky.)	1920	1920	2	0
Boise State	1994	2008	2	0
Boston College	1966	2023	10	6
Bradley	1938	1986	27	9
Brigham Young	1960	2007	2	2
Bryant	2017	2017	1	0
BYU Hawaii	2004	2004	1	0
Butler	1921	2011	6	5
UCLA	1972	1999	7	15
Cal Poly	1975	1975	1	0
UC Davis	2006	2006	1	0
California (Berkeley)	2010	2010	0	1
UC Irvine	2015	2015	1	0
California (Riverside)	1969	1969	1	0
Cal. - Santa Barbara	1993	1993	1	0
Cal State Northridge	2014	2014	1	0
Canisius	1953	1956	3	1
Centenary	1932	1932	1	0
Central Arkansas	2018	2018	1	0
Central Florida	1999	2014	3	0
Central Missouri	1965	1965	1	0
Centre	1916	1941	19	22
Chaminade	1983	2004	2	2
Charlotte	1979	2009	16	16
Chicago State	2005	2005	1	0
Cincinnati	1921	2022	56	44
Clemson	1973	2023	9	5
Cleveland State	1982	2014	5	0
College of Charleston	2005	2013	4	0
Colorado	1996	1996	1	0
Colorado State	2013	2013	1	0
Columbia	1967	1967	0	1
Connecticut	2000	2014	11	6
Coppin State	2001	2001	1	0
Cornell	2013	2013	1	0
Creighton	1974	1999	1	2
Cumberland	1920	1922	1	3
Davidson	1959	2012	2	0
Dayton	1948	2007	39	27
Delaware	1993	1993	1	0
Delaware State	2006	2006	1	0
Denver	1949	1950	1	1
DePaul	1957	2021	38	22
DePauw	1941	1945	1	1
Detroit Mercy	1956	2021	7	1
Drake	1965	1976	19	7
Drexel	1986	2010	1	1
Duke	1958	2023	9	13
Duquesne	1948	1956	2	2
East Carolina	2002	2005	6	1
Eastern Kentucky	1919	2019	53	22
Eastern Michigan	2015	2015	1	0
East Tennessee State	2009	2009	1	0
Evansville	1924	2020	14	13
Fairfield	2013	2013	1	0
Fairleigh Dickinson	1986	2011	3	0
Florida	1969	2012	8	1
Florida A&M	2022	2022	1	0
Florida International	2010	2014	4	0
Florida Southern	1959	1959	1	0
Florida State	1968	2023	34	18
Fordham	1959	1972	4	0
Franklin	1914	1922	1	4
Furman	1959	2021	4	1
Gardner-Webb	2010	2010	1	0
George Mason	1990	2017	4	0
Georgetown (Col.)	1916	1972	51	19
Georgetown (Univ.)	1948	2013	4	9
Georgia	1977	1999	1	1
Georgia Tech	1950	2023	26	15
Gonzaga	2000	2000	0	1
Grand Canyon	2015	2017	3	0
Hanover	1919	1955	16	12
Hartford	2007	2015	3	0
Havana	1947	1947	1	0
Hawaii	1972	2000	3	0
Hawaii-Hilo	1984	1984	1	0
Hawaii Pacific	1983	1983	1	0
Hofstra	1997	2013	2	0
Holy Cross	2003	2003	1	0
Houston	1968	2014	16	5
Howard	1991	1994	2	0
Idaho	1978	1990	2	0
Idaho State	1976	1976	2	0
Illinois	1979	2005	2	3
Illinois State	1974	2012	2	0
Illinois Wesleyan	1935	1935	0	1
Indiana	1921	2018	9	11
Indiana Central	1951	1951	1	0
Indiana State	1945	2019	7	1
Iona	1957	2007	5	1
Iowa	1980	2004	2	2
IUPUI	2004	2011	2	0
Jackson State	1994	2010	3	0
Jacksonville State	2014	2017	2	0
John Carroll	1954	1954	2	0
Kansas	1959	1993	5	6
Kansas State	1968	1981	4	1
Kennesaw State	2015	2015	1	0
Kent State	1951	2018	2	0
Kentucky	1913	2022	17	38
Kentucky State	1975	1975	1	0
Kentucky Wesleyan	1919	1983	51	18
Lafayette	2004	2004	1	0
Lamar	1978	2011	4	0
LaSalle	1948	1986	7	2
Lipscomb	1936	2022	2	1
Long Beach State	2011	2016	3	0
Long Island	1977	1977	1	0
Louisiana Lafayette (SW La.)	1966	2013	9	0
Louisiana Monroe (NE La.)	1977	1977	1	0
Louisiana State	1948	1996	8	1
Louisiana Tech	1930	1999	1	2
Loyola (Calif.)	1949	1950	1	1
Loyola-Chicago	1952	2000	4	2
Loyola (La.)	1954	1962	4	0
Manhattan	1951	2014	7	2
Marquette	1951	2018	42	27
Marshall	1941	2014	11	5
Maryland	1961	2022	6	3
Maryville	1928	1928	1	0
Massachusetts	1995	2006	1	3
Memphis	1949	2017	54	36
Mercer	1925	1925	1	0
Miami (Fla.)	1951	2023	13	8
Miami (Ohio)	1960	2019	5	0
Michigan	1977	2019	4	1
Michigan State	1959	2021	6	6
Middle Tennessee	1982	2018	3	0
Minnesota	1978	2019	3	4
Mississippi (Col.)	1932	1932	0	1
Mississippi	1997	2008	1	2
Mississippi State	1950	2021	4	2
Missouri	1981	2012	2	2
Missouri Kansas City	2012	2015	3	0
Missouri State	2006	2013	2	0
Montana State	1996	1996	1	0
Morehead State	1932	2011	31	12
Morgan State	1998	2010	3	0
Murray State	1933	2004	22	7
Navy	1972	2021	2	0
Nebraska	1946	1979	2	0
UNLV	1977	2010	6	5
Nevada-Reno	1987	1987	1	0
New Mexico	1989	2012	3	0
New Mexico State	1973	2007	4	1
Niagara	1966	1966	1	0
Nicholls	2018	2018	1	0
North Carolina	1929	2023	7	19
North Carolina A&T	2004	2013	2	0
UNC Asheville	2006	2006	1	0
North Carolina Central	2019	2019	1	0
North Carolina State	1949	2022	14	12
UNC Wilmington	2014	2014	1	0
North Dakota	1948	1948	1	0
North Florida	2015	2015	1	0
North Texas State	1965	1975	18	3
Northeastern	1986	2006	1	1
Northern Iowa	2012	2015	2	0
Northern Kentucky	2018	2018	1	0
Northwestern	1958	1967	0	2
Northwestern State	2006	2006	1	0
Notre Dame	1952	2023	26	18
Oakland City	1927	1942	3	5
Oberlin	1942	1942	0	1
Ogden	1926	1926	1	0
Ohio	1947	2011	10	3
Ohio State	1953	2014	5	4
Oklahoma	1970	2008	1	3
Oklahoma City	1951	1951	1	0
Oklahoma State	1980	1993	3	1
Old Dominion	2007	2016	2	0
Omaha	2017	2017	1	0
Oral Roberts	1974	2009	2	1
Oregon	1954	2013	2	2
Oregon State	1981	1988	1	1
Otterbein	1942	1942	0	1
Pacific	1954	1954	1	0
Penn State	1978	1978	1	0
Pennsylvania	1981	1981	1	0
Pepperdine	1950	1950	0	1
Pittsburgh	1947	2023	21	9
Prairie View A & M	1990	2020	3	0
Princeton	1966	2002	3	0
Providence	1971	2013	12	6
Purdue	1945	2017	6	12
Radford	2009	2009	1	0
Rhode Island	1977	1977	1	0
RIchmond	2005	2005	1	0
Robert Morris	1977	2018	2	0
Rose Poly	1914	1929	12	7
Rutgers	1975	2014	14	1
Sacramento State	2007	2007	1	0
St. Bonaventure	1961	1961	0	1
St. Francis Brooklyn (N.Y.)	1954	2015	1	1
St. Francis (Pa.)	1964	2017	3	0
St. John's	1978	2013	11	4
St. Joseph's (Ind.)	1952	1952	1	0
St. Joseph's (Pa.)	1956	2006	2	0
Saint Louis	1928	2015	47	20
St. Peter's	1971	1971	1	0
Samford	2012	2015	2	0
San Francisco	1957	2010	3	1
San Francisco State	1970	1970	1	0
Santa Clara	1982	1985	2	0
Savannah State	2006	2014	2	0
Seton Hall	1948	2020	15	6
Siena	1953	2017	2	1
South Alabama	1979	2010	11	1
South Carolina	1963	2006	13	5
South Carolina Upstate	2019	2019	1	0
South Dakota	1948	1948	1	0
Southeast Missouri	1997	1997	1	0
Southeastern Louisiana	2021	2021	1	0
USF	1985	2014	29	4
Southern	2018	2021	2	0
Southern California	1980	1980	1	0
Southern Illinois	1964	2017	5	2
Southern Methodist	1967	2014	8	2
Southern Miss	1953	2013	31	11
Stanford	2004	2007	2	0
Stetson	1953	2009	5	1
Sue Bennett	1933	1933	0	1
Syracuse	1964	2023	19	12
Tampa	1950	1986	10	0
Temple	1952	2014	3	4
Tennessee	1913	2018	12	8
Tennessee Chattanooga	1921	2010	5	5
Tennessee Martin	2005	2011	2	0
Tennessee State	1981	2005	5	0
Tennessee Tech	2001	2022	1	1
Texas	1961	1997	4	1
Texas A&M	1975	2007	2	1
Texas Southern	2016	2016	1	0
Texas Tech	2019	2022	1	1
TCU	2002	2005	5	1
Toledo	1951	2003	7	1
Towson	1995	1998	2	1
Translyvania	1915	1948	22	18
Tulane	1977	2005	37	6
Tulsa	1965	1996	23	5
Union (Ky.)	1932	1948	7	1
US International	1981	1981	1	0
Utah	1972	2001	2	3
Utah Valley	2015	2015	1	0
Valparaiso	1924	1956	1	1
Vanderbilt	1929	2011	9	7
Vermont	2018	2018	1	0
Villanova	1950	2013	10	9
Vincennes	1929	1929	0	2
Virginia	1924	2023	5	22
Virginia Commonwealth	1976	1999	10	5
VMI	2003	2003	1	0
Virginia Tech	1979	2023	36	10
Wabash	1914	1945	2	1
Wake Forest	1958	2023	9	4
Washington	1982	2005	2	1
Washington (Mo.)	1948	1950	5	1
Washington & Lee	1938	1938	0	1
Wayne State (Univ.)	1948	1955	2	0
West Texas State	1973	1976	6	1
West Virginia	1959	2012	9	4
Western Carolina	1994	2009	1	1
Western Kentucky	1926	2022	43	40
Westminster (Pa.)	1948	1948	1	0
Wheaton	1935	1936	1	1
Wichita State	1962	2016	21	5
William & Mary	1950	2016	3	0
Wisconsin	1978	2020	1	1
Wisconsin-Milwaukee	2001	2001	1	0
Wittenberg	1958	1961	4	0
Wright State	1924	1922	3	2
Wyoming	1986	1993	4	0
Xavier	1926	2004	25	17
Youngstown State	2019	2019	1	0
Others			31	22

Arkansas State
(Won 3; Lost 0;
home 3-0)

Date	UL	ASU
Jan. 17, 1948 (H)	68	36
Dec. 4, 2005 (H)*	67	55
Nov. 22, 2011 (H)+	54	27

*Colonial Classic (Louisville, KY)
+Global Sports Invitational (Louisville, KY)

Bellarmine
(Won 12, Lost 1;
home 11-1, away 1-0)

Date	UL	BU
Dec. 6, 1960 (A)	79	52
Jan. 26, 1963 (H)	76	60
Jan. 29, 1964 (H)	78	70
Dec. 23, 1964 (H)	88	71
Dec. 18, 1965 (H)	82	52
Dec. 15, 1966 (H)	104	55
Mar. 4, 1968 (H)	107	58
Mar. 3, 1969 (H)	93	80
Feb. 18, 1970 (H)	95	75
Dec. 28, 1970 (H)	102	76
Dec. 4, 1971 (H)	116	58
Dec. 10, 2006 (H)*	76	64
Nov. 9, 2022 (H)	**66**	**67**

*NABC Classic (Louisville, KY)

Boston College
(Won 10, Lost 6;
home 5-0, away 4-3, neutral 1-3)

Date	UL	BC
Mar. 12, 1966 (N)*	**90**	**96**
Dec. 30, 1967 (N)+	81	74
Mar. 18, 1969 (N)*	**83**	**88**
Nov. 30, 1995 (A)	**67**	**81**
Dec. 29, 1996 (H) (2OT)	89	85
Jan. 28, 2015 (A)	81	72
Feb. 6, 2016 (H)	79	41
Feb. 4, 2017 (A)	90	67
Jan. 21, 2018 (H)	77	69
Jan. 16, 2019 (H)	80	70
Feb. 27, 2019 (A)	**59**	**66**
Jan. 29, 2020 (A)	86	69
Jan. 2, 2021 (A)	76	64
Jan. 19, 2022 (H)	67	54
Jan. 25, 2023 (A)	**65**	**75**
Mar. 7, 2023 (N)@	**62**	**80**

* NIT (New York, NY)
+ Holiday Festival Tournament (New York, NY)
@ACC Tournament 1st Round (Greensboro, NC)

Clemson
(Won 9, Lost 5;
home 8-0, away 1-5)

Date	UL	CU
Dec. 18, 1973 (A)	74	70
Dec. 18, 1974 (H)	90	75
Mar. 20, 2006 (H)*	74	68
Jan. 7, 2015 (H)	58	52
Jan. 10, 2016 (A)	**62**	**66**
Jan. 19, 2017 (H)	92	60
Feb. 6, 2018 (A)	**69**	**74**
Feb. 16, 2019 (H)	56	55
Jan. 25, 2020 (H)	80	62
Feb. 15, 2020 (A)	**62**	**77**
Jan. 27, 2021 (A)	**50**	**54**
Feb. 19, 2022 (H)	70	61
Jan. 11, 2023 (A)	**70**	**83**
Feb. 18, 2023 (H)	83	73

*NIT Second Round (Louisville, KY)

Connecticut
(Won 11, Lost 6;
home 5-2, away 5-2, neutral 1-2)

Date	UL	UC
Nov. 22, 2000 (N)+	**71**	**83**
Jan. 21, 2006 (H)	**58**	**71**
Mar. 4, 2006 (A)	**80**	**84**
Jan. 22, 2007 (H)	68	54
Feb. 25, 2007 (A)	76	69
Jan. 28, 2008 (A)	**67**	**69**
Feb. 2, 2009 (H)	**51**	**68**
Feb. 1, 2010 (H)	82	69
Feb. 28, 2010 (H)	78	76
Jan. 29, 2011 (A) (2OT)	79	78
Feb. 18, 2011 (H)	71	58
Mar. 12, 2011 (N)*	**66**	**69**
Feb. 6, 2012 (H)	80	59
Jan. 14, 2013 (A)	73	58
Jan. 18, 2024 (A)	76	64
Mar. 8, 2014 (H)	81	48
Mar. 15, 2014 (N)^	71	61

+Maui Invitational 3rd Round (Maui, Hawaii)
*Big East Tournament Championship (New York)
^AAC Tournament Championship (Memphis, TN)

Coppin State
(Won 1, Lost 0;
home 1-0)

Date	UL	CSU
Dec. 12, 2001 (H)	75	49

DePaul
(Won 38, Lost 22;
home 21-8, away 17-12, neutral 0-2)

Date	UL	DU
Jan. 5, 1957 (A)	86	67
Feb. 27, 1957 (H)	97	76
Jan. 13, 1958 (A)	**60**	**62**
Feb. 26, 1958 (H)	73	55
Feb. 17, 1959 (A)	**63**	**70**
Feb. 25, 1959 (H)	83	66
Jan. 2, 1960 (A)	75	74
Feb. 13, 1960 (H)	**76**	**85**
Jan. 14, 1961 (A)	**70**	**78**
Feb. 22, 1961 (H)	**67**	**75**
Jan. 20, 1962 (A)	82	81
Feb. 7, 1962 (H) (3OT)	**78**	**79**
Feb. 2, 1963 (A)	**73**	**78**
Feb. 27, 1963 (H) (OT)	71	69
Feb. 1, 1964 (A)	83	79
Feb. 26, 1964 (A)	**66**	**70**
Dec. 19, 1964 (H)	70	69
Dec. 8, 1965 (A)	**62**	**87**
Dec. 13, 1975 (H)	**76**	**78**
Mar. 17, 1978 (N)* (2OT)	**89**	**90**
Nov. 22, 1980 (N)+	**80**	**86**
Dec. 26, 1981 (A)	**68**	**75**
Jan. 16, 1983 (H)	63	58
Feb. 26, 1984 (A)	**63**	**73**
Feb. 2, 1985 (H)	77	73
Feb. 15, 1986 (A)	72	53
Dec. 13, 1986 (H)	**68**	**75**
Mar. 5, 1988 (A)	**58**	**77**
Jan. 7, 1989 (H)	81	67
Jan. 27, 1990 (A)	**62**	**66**
Dec. 12, 1990 (H)	94	75
Feb. 16, 1992 (A)	**81**	**84**
Dec. 16, 1992 (H)	93	88
Feb. 25, 1995 (A)	**81**	**82**
Jan. 7, 1996 (A)	**81**	**71**
Jan. 28, 1997 (H)	**71**	**54**
Jan. 8, 1998 (H)	**73**	**57**
Feb. 28, 1998 (A) (OT)	**85**	**82**
Dec. 19, 1998 (A)	**90**	**63**
Jan. 17, 1999 (A)	71	68
Jan. 20, 2000 (H)	72	59
Feb. 19, 2000 (A)	71	54
Jan. 27, 2001 (H)	73	63
Feb. 14, 2001 (A)	71	62
Jan. 26, 2002 (H)	97	67
Feb. 12, 2002 (A)	76	72
Jan. 22, 2003 (H)	71	43
Mar. 5, 2003 (A) (OT)	**76**	**79**
Feb. 25, 2004 (H) (OT)	**58**	**60**
Mar. 5, 2005 (A) 66	66	62
Feb. 22, 2006 (H)	65	53
Jan. 20, 2007 (A)	59	50
Feb. 12, 2008 (A)	88	68
Feb. 15, 2009 (H)	99	54
Feb. 20, 2010 (A)	68	59
Feb. 5, 2011 (H)	61	57
Jan. 14, 2012 (H)	76	59
Feb. 18, 2012 (A) (OT)	90	82
Feb. 27, 2013 (A)	79	58
Dec. 10, 2021 (H)	**55**	**62**

*NCAA Midwest Region Semifinal (Lawrence, KS)
+Hall of Fame Tipoff Classic (Springfield, MA)

Duke
(Won 9, Lost 13;
home 4-4, away 3-4, neutral 2-5)

Date	UL	DU
Dec. 31, 1958 (N)+	**54**	**57**
Dec. 8, 1961 (A)	**56**	**86**
Dec. 15, 1962 (H)	**75**	**76**
Feb. 18, 1979 (N)!	**72**	**88**
Jan. 2, 1982 (H)	99	61
Jan. 12, 1983 (A)	91	76
Mar. 31, 1986 (N)*	72	69
Nov. 24, 2012 (N)%	**71**	**76**
Mar. 31, 2013 (N)#	85	63
Jan. 17, 2015 (H)	**52**	**63**
Feb. 8, 2016 (A)	**65**	**72**
Feb. 20, 2016 (H)	71	64
Jan. 14, 2017 (H)	78	69
Mar. 8, 2017 (N)@	**77**	**81**
Feb. 21, 2018 (A)	**56**	**82**
Feb. 12, 2019 (H)	**69**	**71**
Jan. 18, 2020 (A)	79	73
Jan. 23, 2021 (H)	70	65
Feb. 27, 2021 (A) (OT)	80	73
Mar. 10, 2021 (N)<	**56**	**70**
Jan. 29, 2022 (H)	**65**	**74**
Feb. 20, 2023 (A)	**62**	**79**

+Dixie Classic (Raleigh, NC)
!Played in Charlotte, NC
*NCAA National Championship (Dallas, TX)
%Battle 4 Atlantis (Paradise Island, Bahamas)
#NCAA Midwest Region Championship (Indianapolis, IN)
@ACC Tournament Quarterfinals (Brooklyn, NY)
<ACC Tournament 2nd Round (Greensboro, NC)

Florida State
(Won 34, Lost 18;
home 18-6, away 12-11, neutral 4-1)

Date	UL	FSU
Dec. 16, 1968 (H)	79	78
Dec. 22, 1969 (A)	**69**	**79**
Dec. 15, 1973 (H)	90	78
Dec. 14, 1974 (H)	84	75
Dec. 28, 1974 (H)	79	61
Jan. 3, 1977 (H) (OT)	78	75
Jan. 22, 1978 (H)	**66**	**70**
Feb. 17, 1978 (A)	**79**	**81**
Mar. 4, 1978 (N)*	94	93
Jan. 20, 1979 (A)	67	65
Feb. 1, 1979 (H)	84	71
Jan. 27, 1980 (H)	79	73
Feb. 24, 1980 (A)	83	75
Mar. 1, 1980 (H)^	81	72
Jan. 17, 1981 (H)	98	78
Feb. 7, 1981 (A) (OT)	82	73
Jan. 4, 1982 (H)	79	57
Jan. 30, 1982 (A)	**65**	**71**
Mar. 6, 1982 (N)%	97	73
Jan. 8, 1983 (A)	96	69
Feb. 7, 1983 (H)	89	63
Jan. 25, 1984 (H)	95	71
Feb. 6, 1984 (A)	**60**	**75**
Jan. 12, 1985 (A)	63	62
Feb. 20, 1985 (H)	83	72
Jan. 15, 1986 (A)	85	64
Feb. 19, 1986 (H)	89	67
Jan. 7, 1987 (A)	73	64
Feb. 18, 1987 (H)	87	71
Jan. 9, 1988 (A)	**76**	**83**
Feb. 17, 1988 (H)	82	62
Feb. 6, 1989 (H)	**78**	**81**
Feb. 16, 1989 (A) (OT)	78	77
Mar. 12, 1989 (N)@	87	80
Jan. 14, 1990 (A)	73	66
Feb. 6, 1990 (H)	69	50
Jan. 12, 1991 (A)	**66**	**77**
Feb. 9, 1991 (H)	88	72
Mar. 9, 1991 (N)$	**69**	**76**
Feb. 28, 2015 (A)	81	59
Jan. 20, 2016 (H)	84	65
Jan. 21, 2017 (A)	**68**	**73**
Jan. 10, 2018 (A)	73	69
Feb. 3, 2018 (H)	**76**	**80**
Mar. 7, 2018 (N)+	82	74
Feb. 9, 2019 (A) (OT)	**75**	**80**
Jan. 4, 2020 (H)	**65**	**78**
Feb. 24, 2020 (A)	**67**	**82**
Jan. 18, 2021 (H)	**65**	**78**
Jan. 8, 2022 (A)	**70**	**79**
Dec. 10, 2022 (A)	**53**	**75**
Feb. 4, 2023 (H)	**78**	**81**

*Metro Conference Tournament (Cincinnati, OH)
^Metro Conference Tournament (Louisville, KY)
%Metro Conference Tournament (Memphis, TN)
@Metro Conference Tournament (Columbia, SC)
$Metro Conference Tournament (Roanoke, VA)
+ACC Conference Tournament (Brooklyn, NY)

Georgia Tech
(Won 25, Lost 15;
home 14-4, away 6-6, neutral 5-5)

Date	UL	GT
Dec. 18, 1950 (H)	79	57
Dec. 6, 1958 (H)	71	57
Dec. 5, 1959 (A)	**56**	**68**
Dec. 12, 1960 (H)*	74	65
Feb. 17, 1962 (A)	**50**	**59**
Feb. 16, 1963 (A)	78	73
Jan. 19, 1964 (H)	68	59
Dec. 29, 1964 (N)+	77	71
Jan. 16, 1965 (H)	**63**	**66**
Dec. 27, 1965 (N)@	54	48
Feb. 25, 1977 (H)	91	80
Mar. 4, 1977 (N)#	**55**	**56**
Jan. 14, 1978 (H)	90	84
Feb. 14, 1978 (A)	**59**	**69**
Jan. 6, 1988 (H)	**61**	**62**
Jan. 15, 1989 (A)	67	65
Feb. 10, 1990 (H)	**84**	**94**
Feb. 24, 1991 (A)	**69**	**82**
Jan. 25, 1992 (H)	**65**	**73**
Dec. 19, 1992 (N)$	**86**	**87**
Jan. 15, 1994 (H)	88	68
Dec. 17, 1994 (N)$	77	72
Dec. 16, 1995 (N)%	**77**	**88**
Jan. 11, 1997 (H)	60	56
Nov. 29, 1997 (N)^	**69**	**73**
Dec. 20, 1997 (N)&	**86**	**94**
Feb. 14, 1999 (H)	78	58
Mar. 20, 2005 (N)!	76	54
Feb. 23, 2015 (A)	52	51
Jan. 23, 2016 (A)	75	71
Mar. 1, 2016 (H)	56	53
Jan. 7, 2017 (A)	65	50
Feb. 8, 2018 (H)	77	54
Jan. 19, 2019 (A)	79	51
Jan. 22, 2020 (H)	68	64
Feb. 12, 2020 (A)	**58**	**64**
Feb. 1, 2021 (H)	74	58
Jan. 2, 2022 (A)	67	64
Mar. 8, 2022 (N)~	84	74
Feb. 1, 2023 (H)	68	58
Feb. 25, 2023 (A)	**67**	**83**

*Bluegrass Invitational Tournament (Louisville, KY)
+Sugar Bowl Tournament (New Orleans, LA)
@Hurrican Classic (Miami Beach, FL)
#Metro Conference Tournament (Memphis, TN)
$Kuppenheimer Classic (Atlanta, GA)
%Jeep Eagle Classic (Atlanta, GA)
^Puerto Rico Shootout (San Juan, PR)
&Delta Airlines Classic (Atlanta, GA)
!NCAA 2nd Round Albuquerque Regional (Nashville, TN)
~ACC Tournament (Brooklyn, NY)

Indiana
(Won 9, Lost 11;
home 5-3, away 1-5, neutral 3-3)

Date	UL	IU
Feb. 4, 1921 (A)	**17**	**34**
Jan. 31, 1936 (H)	**26**	**48**
Feb. 12, 1938 (N)*	**40**	**59**
Dec. 15, 1945 (H)	**59**	**62**
Dec. 14, 1946 (H)	53	46
Feb. 1, 1954 (A)	**71**	**80**
Dec. 29, 1959 (H)+	**71**	**90**
Nov. 24, 1984 (A)	75	64
Dec. 18, 1985 (H)	65	63
Dec. 23, 1986 (A)	**58**	**67**
Dec. 19, 1987 (H)	81	69
Dec. 3, 1988 (N)@	101	79
Dec. 1, 1990 (N)@	**52**	**72**
Mar. 25, 1993 (N)#	**69**	**82**
Feb. 9, 2002 (A)	**62**	**77**
Feb. 1, 2003 (H)	95	76
Dec. 9, 2014 (N)$	94	74
Dec. 31, 2016 (N)^	77	62
Dec. 9, 2017	71	62
Dec. 8, 2018	**67**	**68**

*Played in Jeffersonville, IN
+Bluegrass Invitational (Louisville, KY)
@Big Four Classic (Indianapolis, IN)
#Midwest Region Semifinal (St. Louis, MO)
$Jimmy V Classic (New York, NY)
^Countdown Classic (Indianapolis, IN)

Kentucky
(Won 17, Lost 38;
home 10-13, away 5-21, neutral 2-4)

Date	UL	UK
Feb. 15, 1913 (A)	**10**	**34**
Feb. 7, 1914 (A)	**17**	**22**
Mar. 3, 1914 (H)	**13**	**26**
Jan. 23, 1915 (A)	**14**	**18**
Feb. 27, 1915 (H)	26	15
Feb. 12, 1916 (A)	26	22
Feb. 22, 1916 (H)	**24**	**32**
Jan. 17, 1922 (H)	**14**	**38**
Jan. 21, 1922 (A)	**22**	**29**
Mar. 27, 1948 (N)*	**57**	**91**
Mar. 20, 1951 (N)**	**68**	**79**
Mar. 13, 1959 (N)+	76	61
Mar. 26, 1983 (N) (OT)@	80	68
Nov. 26, 1983 (A)	**44**	**65**
Mar. 22, 1984 (A)@	**67**	**72**
Dec. 15, 1984 (H)	71	64
Dec. 28, 1985 (A)	**64**	**69**
Dec. 27, 1986 (H)	**51**	**85**
Dec. 12, 1987 (A)	**75**	**76**
Dec. 31, 1988 (H)	97	75
Dec. 30, 1989 (A)	86	79
Dec. 29, 1990 (H)	**85**	**93**
Dec. 28, 1991 (A)	**89**	**103**
Dec. 12, 1992 (H)	**68**	**88**
Nov. 27, 1993 (A)	**70**	**78**
Jan. 1, 1995 (H)	88	86
Dec. 23, 1995 (A)	**66**	**89**
Dec. 31, 1996 (H)	**54**	**74**
Dec. 27, 1997 (A)	79	76
Dec. 26, 1998 (H)	83	74
Dec. 18, 1999 (A)	**46**	**76**
Jan. 2, 2001 (H)	**62**	**64**
Dec. 29, 2001 (A)	**62**	**82**
Dec. 28, 2002 (H)	81	63
Dec. 27, 2003 (A)	65	56
Dec. 18, 2004 (H)	**58**	**60**
Dec. 17, 2005 (A)	**61**	**73**
Dec. 16, 2006 (H)	**49**	**61**
Jan. 5, 2008 (A)	89	75
Jan. 4, 2009 (H)	74	71
Jan. 2, 2010 (A)	**62**	**71**
Dec. 31, 2010 (H)	**63**	**78**
Dec. 31, 2011 (A)	**62**	**69**
Mar. 31, 2012 (N)^	**61**	**69**
Dec. 29, 2012 (H)	80	77



Dec. 28, 2013 (A)	**66**	**73**
Mar. 28, 2014 (N)#	**69**	**74**
Dec. 27, 2014 (H)	**50**	**58**
Dec. 26, 2015 (A)	**73**	**75**
Dec. 21, 2016 (H)	73	70
Dec. 29, 2017 (A)	**61**	**90**
Dec. 29, 2018 (H)	**58**	**71**
Dec. 28, 2019 (A) (OT)	**70**	**78**
Dec. 26, 2020 (H)	62	59
Dec. 31, 2022 (A)	**63**	**86**

*Olympic Trials (New York, NY)
**NCAA Eastern Region (Raleigh, NC)
+NCAA Midwest Regional (Evanston, IL)
@NCAA Mideast Regional (Knoxville, TN)
^NCAA National Semifinals (New Orleans, LA)
#NCAA Midwest Regional (Indianapolis, IN)

Miami (Fla.)

(Won 13, Lost 8;
home 6-2, away 6-6, neutral 1-0)

Date	UL	UM
Jan. 5, 1951 (A)	73	60
Dec. 29, 1952 (A)	84	74
Jan. 31, 1957 (A)	89	60
Jan. 30, 1961 (A)	**69**	**71**
Dec. 6, 1961 (H)	77	59
Feb. 9, 1963 (A)	**84**	**94**
Dec. 28, 1965 (A)* (OT)	85	84
Dec. 31, 2005 (A)@	58	43
Dec. 23, 2006 (H)	82	59
Feb. 3, 2015 (H)	63	55
Feb. 21, 2015 (H)	55	53
Feb. 27, 2016 (A)	**65**	**73**
Feb. 11, 2017 (H)	71	66
Jan. 24, 2018 (A) (OT)	**75**	**78**
Jan. 6, 2019 (H)	90	73
Nov. 5, 2019 (A)	87	74
Jan. 7, 2020 (H)	74	58
Jan. 16, 2021 (A)	**72**	**78**
Feb. 16, 2022 (H)	**63**	**70**
Dec. 4, 2022 (H)	**53**	**80**
Feb. 11, 2023 (A)	**85**	**93**

*Hurricane Classic (Miami Beach, FL)
@Metro PSC Orange Bowl Classic, Miami, FL)

New Mexico State

(Won 4, Lost 1;
home 3-0, away 1-1)

Date	UL	NMS
Jan. 29, 1973 (H)	91	64
Feb. 7, 1974 (A)	**73**	**76**
Jan. 11, 1975 (A)	82	69
Jan. 30, 1975 (H)	51	42
Dec. 22, 2007 (H)	70	65

North Carolina

(Won 7, Lost 19;
home 5-4, away 1-5, neutral 1-10)

Date	UL	UNC
Jan. 3, 1929 (H)	27	19
Mar. 25, 1972 (N)*	**91**	**105**
Dec. 30, 1972 (N)#	**86**	**89**
Feb. 27, 1977 (N)!	**89**	**96**
Dec. 29, 1980 (N)@	**64**	**86**
Mar. 20, 1986 (N)!	94	79
Mar. 23, 1997 (N)$	**74**	**97**
Dec. 3, 1997 (N)%	**72**	**81**
Dec. 17, 1998 (A)	**72**	77
Dec. 23, 1999 (H)	97	80
Mar. 29, 2008 (N)^	**73**	**83**
Nov. 24, 2013 (N)+	**84**	**93**
Jan. 10, 2015 (A)	**71**	**72**
Jan. 31, 2015 (H) (OT)	78	68
Mar. 12, 2015 (N)-	**60**	**70**
Feb. 1, 2016 (H)	71	65
Feb. 22, 2017 (A)	**63**	**74**
Feb. 17, 2018 (H)	**76**	**93**
Jan. 12, 2019 (A)	83	62
Feb. 2, 2019 (H)	**69**	**79**
Mar. 14, 2019 (N)&	**70**	**83**
Feb. 22, 2020 (H)	72	55
Feb. 20, 2021 (A)	**54**	**99**
Feb. 1, 2022 (H)	**83**	**90**
Feb. 21, 2022 (A)	**63**	**70**
Jan. 14, 2023 (H)	**59**	**80**

*NCAA National Semifinals (Los Angeles, Calif.)
#Rainbow Classic (Honolulu, Hawaii)
!Played in Charlotte, NC
@Winston Tire Classic (Los Angeles, CA)
!NCAA West Regional Semifinal(Houston, TX)
$NCAA East Regional Final (Syracuse, NY)
%Great Eight Basketball Tournament (Chicago, IL)
^NCAA East Regional Final (Charlotte, NC)
+Hall of Fame Tipoff (Uncasville, CT)
-ACC Tournament Quarterfinals (Greensboro, NC)
&ACC Tournament Quarterfinals (Charlotte, NC)

NC State

(Won 14, Lost 12;
home 7-3, away 6-7, neutral 1-2)

Date	UL	NCSU
Jan. 12, 1949 (A)	72	71
Jan. 25, 1950 (A)	**53**	**70**
Feb. 18, 1950 (H)	**52**	**66**
Jan. 31, 1951 (H)	86	70
Feb. 13, 1951 (A)	**78**	**92**
Jan. 15, 1952 (A)	73	68
Feb. 19, 1952 (H)	82	67
Dec. 29, 1958 (A)* (OT)	**61**	**67**
Nov. 26, 1978 (N)@	**66**	**72**
Dec. 21, 1982 (H)	57	52
Dec. 17, 1983 (A)	83	79
Jan. 26, 1985 (H)	84	78
Feb. 8, 1986 (A)	**64**	**76**
Feb. 7, 1987 (H)	87	75
Dec. 29, 1987 (N)#	**75**	**80**
Feb. 13, 1988 (A)	**89**	**101**
Feb. 14, 2015 (H)	**65**	**74**
Mar. 27, 2015 (N)^	75	65
Jan. 7, 2016 (A)	77	72
Jan. 24, 2017 (H)	85	60
Mar. 3, 2018 (A)	**69**	**76**
Jan. 24, 2019 (H)	83	62
Feb. 1, 2020 (A)	77	57
Dec. 4, 2021 (A)	73	68
Jan. 12, 2022 (H)	**63**	**79**
Dec. 22, 2022 (A)	**64**	**76**

*Dixie Classic (Raleigh, NC)



@Seawolf Classic (Anchorage, AK)
#Rainbow Classic (Honolulu, HI)
^NCAA East Regional Semifinals (Syracuse, NY)

Notre Dame

(Won 26, Lost 18;
home 15-4, away 6-11, neutral 5-3)

Date	UL	UND
Jan. 5, 1952 (H)	65	59
Feb. 11, 1953 (A)	**62**	**73**
Jan. 6, 1954 (A)	**53**	**72**
Jan. 3, 1955 (H)	73	69
Jan. 11, 1956 (A) (OT)	80	75
Dec. 22, 1956 (H)	85	75
Jan. 18, 1958 (H)	94	83
Jan. 29, 1958 (A)	**53**	**73**
Dec. 20, 1958 (H)*	**53**	**61**
Feb. 27, 1960 (N)+	**54**	**65**
Mar. 20, 1973 (N)#	**71**	**79**
Dec. 5, 1987 (N)@	**54**	**69**
Mar. 3, 1989 (A)	87	77
Dec. 2, 1989 (N)@	84	73
Mar. 1, 1991 (H)	65	59
Dec. 5, 1991 (A)	84	81
Mar. 7, 1993 (H)	83	68
Feb. 26, 1994 (A) (OT)	85	82
Jan. 7, 1995 (H)	80	72
Feb. 4, 2006 (H) (OT)	89	86
Jan. 3, 2007 (A)	**62**	**78**
Feb. 28, 2008 (H)	90	85
Jan. 12, 2009 (H) (OT)	87	73
Feb. 12, 2009 (A)	**57**	**90**
Feb. 17, 2010 (H) (2OT)	91	89
Feb. 9, 2011 (A) (OT)	**79**	**89**
Mar. 11, 2011 (N)^ (OT)	83	77
Jan. 7, 2012 (H) (2OT)	**65**	**67**
Mar. 9, 2012 (N)^	64	50
Feb. 9, 2013 (A) (5OT)	**101**	**104**
Mar. 9, 2013 (H)	73	57
Mar. 15, 2013 (N)^	69	57
Mar. 4, 2015 (H)	**59**	**71**
Feb. 13, 2016 (A)	**66**	**71**
Jan. 4, 2017 (A)	**70**	**77**
Mar. 4, 2017 (H)	71	64
Jan. 16, 2018 (A) (OT)	82	78
Mar. 3, 2019 (H)	75	61
Mar. 13, 2019 (N)$	75	63
Jan. 11, 2020 (A)	67	64
Feb. 23, 2021 (H)	69	57
Jan. 22, 2022 (H)	**70**	**82**
Feb. 9, 2022 (A)	**57**	**63**
Jan. 28, 2023 (A)	**62**	**76**

*Bluegrass Invitational (Louisville, KY)
+Played in Chicago, IL
#NIT (New York, NY)
@Big Four Classic (Indianapolis, IN)
^BIG EAST Tournament (New York, NY)
$ACC Tournament Quarterfinals (Charlotte, NC)

Pepperdine

(Won 0, Lost 1;
away 0-1)

Date	UL	PU
Feb. 11, 1950 (A)	**62**	**65**

Pittsburgh

(Won 21, Lost 9;
home 12-2, away 9-4, neutral 0-3)

Date	UL	UP
Dec. 20, 1947 (H)	64	42
Jan. 15, 2006 (H)	**57**	**61**
Mar. 8, 2006 (N)*	**56**	**61**
Feb. 12, 2007 (A)	66	53
Mar. 9, 2007 (N)*	**59**	**65**
Feb. 28, 2008 (A)	75	73
Mar. 13, 2008 (N)* (OT)	**69**	**76**
Jan. 17, 2009 (H)	69	63
Jan. 16, 2010 (A)	**77**	**82**
Feb. 27, 2011 (H) (OT)	62	59
Jan. 21, 2012 (A)	73	62
Feb. 26, 2012 (H)	57	54
Jan. 28, 2013 (H)	64	61
Jan. 25, 2015 (A)	80	68
Feb. 11, 2015 (H)	69	56
Jan. 14, 2016 (H)	59	41
Feb. 24, 2016 (A)	67	60
Jan. 11, 2017 (H)	85	80
Jan. 24, 2017 (A)	106	51
Jan. 2, 2018 (H)	77	51
Feb. 11, 2018 (A)	94	60
Jan. 9, 2019 (A) (OT)	**86**	**89**
Jan. 26, 2019 (H)	66	51
Dec. 6, 2019 (H)	64	46
Jan. 14, 2020 (A) (OT)	73	68
Dec. 22, 2020 (A)	64	54
Jan. 5, 2022 (H)	75	72
Jan. 15, 2022 (A)	**53**	**65**
Jan. 18, 2023 (H)	**54**	**75**
Feb. 7, 2023 (A)	**57**	**91**

*BIG EAST Tournament (New York, NY)

Syracuse

(Won 19, Lost 12;
home 10-5, away 4-7, neutral 5-0)

Date	UL	SU
Dec. 16, 1964 (H)	67	62
Dec. 29, 1966 (N)*	75	71
Dec. 27, 1971 (N)+	96	62
Mar. 31, 1975 (N)# (OT)	96	88
Dec. 4, 1976 (H)	**75**	**76**
Jan. 18, 1986 (H)	83	73
Feb. 14, 1987 (A)	**71**	**99**
Jan. 10, 1998 (A)	**65**	**69**
Feb. 10, 2000 (H)	82	69
Feb. 18, 2006 (A)	**66**	**79**
Jan. 27, 2007 (H)	76	71
Feb. 18, 2008 (H)	61	50
Jan. 25, 2009 (A)	67	57
Mar. 14, 2009 (N)@	76	66
Feb. 14, 2010 (A)	66	60
Mar. 6, 2010 (H)^	78	68
Feb. 12, 2011 (H)	73	69
Feb. 13, 2012 (H)	**51**	**52**
Mar. 3, 2012 (A)	**49**	**58**
Jan. 19, 2013 (H)	**68**	**70**
Mar. 2, 2013 (A)	58	53
Mar. 16, 2013 (N)@	78	61
Feb. 18, 2015 (A)	**59**	**69**
Feb. 17, 2016 (H)	72	58
Feb. 13, 2017 (A) (OT)	76	72
Feb. 26, 2017 (H)	88	68
Feb. 5, 2018 (H)	**73**	**78**
Feb. 20, 2019 (A)	**49**	**69**
Feb. 19, 2020 (H)	90	66
Feb. 5, 2022 (A)	**69**	**92**
Jan. 3, 2023 (H)	**69**	**70**

*Quaker City Classic (Philadelphia, PA)
+Holiday Festival Tourney (New York, NY)
#NCAA National Consolation Game (San Diego, CA)
@BIG EAST Tournament (New York, NY)
^Last Game in Freedom Hall

UT Chattanooga

(Won 5, Lost 5;
home 5-3, away 0-2)

Date	UL	UTC
Jan. 22, 1921 (H)	**28**	**33**
Jan. 28, 1922 (A)	**8**	**34**
Feb. 4, 1928 (A)	**38**	**41**
Jan. 16, 1929 (H)	**16**	**26**
Jan. 17, 1931 (H)	**17**	**20**
Dec. 22, 1976 (H)	81	71
Jan. 4, 1979 (H)	94	70
Dec. 5, 1979 (H)	87	63
Mar. 24, 1985 (H)*	71	66
Nov. 22, 2010 (H)+	106	65

*NIT Quarterfinal (Louisville, KY)
+Global Sports Shootout (Louisville, KY)

Texas

(Won 4, Lost 1;
home 2-0, away 1-0, neutral 1-1)

Date	UL	UT
Dec. 15, 1961 (H)*	76	60
Nov. 30, 1986 (N)+	**70**	**74**
Dec. 9, 1995 (H)	101	78
Jan. 19, 1997 (A) (OT)	85	78
Mar. 21, 1997 (N)@	78	63

*Bluegrass Invitational (Louisville, KY)
+Great Alaska Shootout (Anchorage, AK)
@NCAA East Region Semifinal (Syracuse, NY)

UMBC

First Meeting

Virginia

(Won 5, Lost 22;
home 4-10, away 1-10, neutral 0-2)

Date	UL	UV
Feb. 13, 1924 (H)	**26**	**41**
Feb. 15, 1947	69	43
Jan. 24, 1982 (H)	**56**	**74**
Jan. 29, 1983 (A)	**81**	**98**
Feb. 11, 1984 (H)	**45**	**50**
Feb. 9, 1985 (A)	**65**	**74**
Jan. 4, 1989 (H)	74	71
Feb. 17, 1990 (A)	72	56
Feb. 7, 2015 (A)	**47**	**52**
Mar. 7, 2015 (H)	59	57
Jan. 30, 2016 (H)	**47**	**63**
Mar. 5, 2016 (A)	**46**	**68**
Dec. 28, 2016 (H)	**53**	**61**
Feb. 6, 2017 (A)	**55**	**71**
Jan. 31, 2018 (A)	**64**	**74**
Mar. 1, 2018 (H)	**66**	**67**
Mar. 8, 2018 (N)*	**58**	**75**
Feb. 23, 2019 (H)	**52**	**64**
Mar. 9, 2019 (A)	**68**	**73**
Feb. 9, 2020 (H)	80	73
Mar. 7, 2020 (A)	**54**	**57**
Mar. 6, 2021 (H)	**58**	**68**
Jan. 24, 2022 (A)	**52**	**64**
Mar. 5, 2022 (H)	**61**	**71**
Mar. 9, 2022 (N)*	**50**	**51**
Feb. 15, 2023 (H)	**58**	**61**
Mar. 4, 2023 (A)	**60**	**75**

*ACC Conference Tournament (Brooklyn, NY)

Virginia Tech

(Won 36, Lost 10;
home 19-4, away 16-4, neutral 1-2)

Date	UL	VT
Jan. 28, 1979 (H)	82	72
Mar. 2, 1979 (N)+	**68**	**72**
Feb. 11, 1980 (A) (OT)	56	54
Feb. 18, 1980 (H)	77	72
Jan. 31, 1981 (H)	92	70
Feb. 9, 1981 (A)	71	66
Mar. 6, 1981 (H)*	81	68
Jan. 9, 1982 (A) (OT)	**74**	**75**
Jan. 23, 1982 (H)	**76**	**78**
Mar. 2, 1983 (A)	73	64
Jan. 14, 1984 (H) (OT)	83	79
Feb. 13, 1984 (A)	**74**	**76**
Mar. 9, 1984 (N)+	**61**	**69**
Jan. 30, 1985 (H)	**61**	**81**
Feb. 11, 1985 (A)	70	65
Feb. 6, 1986 (H)	103	68
Feb. 10, 1986 (A)	93	83
Jan. 20, 1987 (H)	84	62
Feb. 5, 1987 (A)	90	71
Feb. 1, 1988 (H)	107	99
Feb. 27, 1988 (A)	87	82
Jan. 9, 1989 (A)	82	73
Feb. 1, 1989 (H)	108	95
Feb. 1, 1990 (H)	96	69
Feb. 15, 1990 (A)	97	78
Jan. 30, 1991 (H)	**79**	**86**
Feb. 13, 1991 (A)	**56**	**72**
Jan. 28, 1992 (A)	78	68
Mar. 7, 1992 (H)	79	79
Jan. 28, 1993 (A)	76	65
Mar. 4, 1993 (H)	82	61
Jan. 13, 1994 (H)	95	76
Jan. 27, 1994 (A)	74	63
Mar. 12, 1994 (N)@	76	67
Jan. 12, 1995 (A)	62	61
Jan. 26, 1995 (H)	78	74
Jan. 13, 2015 (H)	78	63
Jan. 27, 2016 (A)	91	83
Feb. 18, 2017 (H)	94	90
Jan. 13, 2018 (H)	94	86
Feb. 24, 2018 (A)	75	68
Feb. 4, 2019 (A)	72	64
Mar. 1, 2020 (H)	68	52
Jan. 6, 2021 (H)	73	71
Mar. 1, 2022 (A)	**43**	**75**
Feb. 28, 2023 (H)	**54**	**71**

+Metro Tournament (Memphis, TN)
*Metro Tournament (Louisville, KY)
@Metro Tournament (Biloxi, MS)

Wake Forest

(Won 9, Lost 4;
home 4-1, away 3-2, neutral 2-1)

Date	UL	WFU
Dec. 30, 1958 (N)*	74	64
Mar. 20, 1992 (N)+	81	58
Mar. 21, 1996 (N)@	**59**	**60**
Jan. 4, 2015 (A)	85	76
Jan. 3, 2016 (H)	65	57
Mar. 1, 2017 (A)	**81**	**88**
Jan. 27, 2018 (H)	96	77
Jan. 30, 2019 (A)	82	54
Feb. 5, 2020 (H)	86	76
Jan. 13, 2021 (A)	77	65
Dec. 29, 2021 (H)	73	69
Feb. 26, 2022 (A)	**77**	**99**
Jan. 7, 2023 (H)	**72**	**80**

*Dixie Classic (Raleigh, NC)
+NCAA West Regional 1st Round (Tempe, AZ)
@NCAA Regional (Minneapolis, MN)

Losses in bold

Cardinal Athletic Fund

The Cardinal Athletic Fund was established in 1979 as an avenue for the Athletic Department to be a self sustaining entity. Since then, the commitment and growth of the CAF has been extraordinary.

For over 30 years, the goals and dreams of UofL student-athletes have been made possible by the Cardinal Athletic Fund and over 7,000 gracious supporters. Through our members' annual contributions ranging from $100 to $100,000 and above, UofL student-athletes are provided the opportunity to pursue their academic goals and their athletic dreams, while learning the skills that will prepare them to impact their future communities. Achieving this mission is a tribute to the true spirit of the Cardinal Athletic Fund.

Your membership in the CAF provides you with many exciting benefits. Whether in L&N Stadium or in the KFC Yum! Center, these benefits will provide you with great value and enhance your overall experience as part of the UofL team.

Information on the Cardinal Athletic Fund can be obtained through our website: www.CardinalAthleticFund.com.



Cardinal Athletic Fund Priority Points

The CAF Priority Point system is a fair and effective way to allocate tickets. The goal of the Priority Point system is to reward those fans who support the program the "longest and the strongest." The CAF utilizes the Priority Point System in the allocation and relocation of home tickets, away tickets, ACC Tournament tickets, NCAA tickets, Bowl Game tickets and parking.

Every donor to the Cardinal Athletic Fund is essential in our mission to support the scholarship needs of UofL student-athletes. The CAF as well as the Cardinal student-athletes greatly appreciate your support.

Priority Points are awarded accordingly;

- One point for every $100 donated to the CAF
- One point for every $100 donated to an individual sport or Capital Campaign
- One point for each year a donation is made
- One point for each year in which football season tickets are purchased
- One point for each year in which basketball season tickets are purchased
- Two points for each year in which season tickets are purchased for women's basketball, volleyball or baseball.

Priority Point Ranking

CAF members earn priority points through a variety of ways including years of giving, season ticket purchases, and donations. CAF members are then ranked against all other members according to their total points. This ranking is used to prioritize benefits such as NCAA Tournament tickets, ACC Tournament tickets, Bowl Tickets, etc. and was used to determine the order basketball season ticket holders selected their seats in the new arena.

Ways To Give

The Cardinal Athletic Fund provides support for the University of Louisville Athletic Department and student-athletes through various avenues, including contributions to the annual fund, endowments, matching gifts and planned giving.

The following are methods of giving and gift destinations:

Gifts of Cash. Cash, checks, VISA, MasterCard and American Express are all acceptable ways to contribute. Please make checks payable to the University of Louisville.

Gifts-in-Kind. In lieu of monetary donations, the CAF may accept certain gifts and services that would otherwise have needed to be purchased. The donor receives a retail credit for the gift/service as well as a deduction. These gifts must have prior approval by the ULAA.

Gifts of Real Estate. A personal or "recreational" residence, a farm or ranch, a commercial building, subdivision lots or an undeveloped parcel of land - gifts of real estate can consist of almost any type of property. Individual financial needs and goals will determine which method of giving real estate is most appropriate for you.

Gifts of Appreciated Securities. Contributions of long term appreciated securities (those held for more than one year) to the Cardinal Athletic Fund may help you eliminate paying a capital gains tax on the securities and entitle you to an income tax charitable deduction equal to the fair market value of the securities at the time the gift is given. This tax advantage allows you to contribute the appreciated securities directly instead of selling them and then giving the net proceeds to the Cardinal Athletic Fund. Please check with your financial advisor to determine any tax implications.

Trusts. Options for donating the income of a trust are available and offer substantial tax benefits.

Bequests. A testamentary bequest (i.e. a gift under a will) may be in the form of cash, securities, real estate, tangible personal property or other assets.

Corporate Matching Gifts

Benefits of Matching Gifts. Participation in the corporate matching gifts program is a great way to increase your Cardinal Athletic Fund Donor Level and priority points as well as increase scholarship support for the University of Louisville student-athletes. A matching gift may not be used to pay your annual CAF seat pledge but may be used to supplement your total CAF giving.

Does My Company Match? To find out your companies policy on corporate matching gifts simply check with your human resources department. The matching gift policies of most corporations can also be found at http://www.matchinggifts.com/uofl. Simply type in your corporation's name to find the corporation's policies.

How do I submit a Matching Gift? Obtain a matching gift form from your human resources department. Then return the completed form with your donation, to the Cardinal Athletic Fund.

PRO CARDS



18

LOUISVILLE PLAYERS HAVE PLAYED IN THE NBA IN THE LAST 10 YEARS

77

NBA DRAFT PICKS

13

CARDINALS HAVE BEEN SELECTED IN THE TOP 10 OF THE NBA DRAFT

LOUISVILLE

