



LOUISVILLE

2022-23 MEN'S BASKETBALL GAME NOTES

MEDIA CONTACT: Zach Greenwell, Associate Athletic Director • zachg@gocards.com • (270) 668-4716

NORTH CAROLINA (11-6, 3-3 ACC) AT LOUISVILLE (2-15, 0-6 ACC)

Saturday, Jan. 14 | 2 p.m. (ET) | Louisville, Ky.
KFC Yum! Center (22,090)

LISTEN [Cardinal Sports Network](#)

• Paul Rogers (pxp), Bob Valvano (analysis)

WATCH [ESPN](#)

• Dave O'Brien (pxp), Cory Alexander (analyst),
Angel Gray (sideline)

LIVE STATS [Sidearm Stats](#)

OCTOBER

30 Lenoir-Rhyne (EXH) ACCNX L, 57-47

NOVEMBER (0-7)

3 Chaminade (EXH) ACCNX W, 80-73

9 Bellarmine ACCN L, 67-66

12 Wright State ACCNX L, 73-72

15 App. State ACCN L, 61-60

21 vs. #9/10 Arkansas (1) ESPN2 L, 80-54

22 vs. #21/20 Texas Tech (1) ESPN2 L, 70-38

23 vs. Cincinnati (1) ESPN2 L, 81-62

29 #22/25 Maryland (2) ESPN2 L, 79-54

DECEMBER (2-5)

4 Miami* ACCN L, 80-53

10 at Florida State* ACCN L, 75-53

14 Western Kentucky ESPN2 W, 94-83

17 Florida A&M RSN W, 61-55

20 Lipscomb ACCNX L, 75-67

22 at NC State* ACCN L, 76-64

31 at #19/17 Kentucky CBS L, 86-63

JANUARY (0-3)

3 Syracuse* ESPN2 L, 70-69

7 Wake Forest* ACCN L, 80-72

11 at Clemson* RSN L, 83-70

14 **North Carolina*** **ESPN 2 p.m.**

18 Pittsburgh* ACCN 7 p.m.

25 at Boston College* ACCN 9 p.m.

28 at Notre Dame* ESPN/2 12 p.m.

FEBRUARY

1 Georgia Tech* RSN 7 p.m.

4 Florida State* ESPN/2/2 2 p.m.

7 at Pittsburgh* ACCN 7 p.m.

11 at Miami* ACCN 7 p.m.

15 Virginia* ESPN/2/2 7 p.m.

18 Clemson* ACCN 7 p.m.

20 at Duke* ESPN 7 p.m.

25 at Georgia Tech* RSN 2 p.m.

28 Virginia Tech* ACCN 9 p.m.

MARCH

4 at Virginia* ESPN/2 12/2/4 p.m.

7-11 ACC Tournament (3)

(*) ACC Game

(1) Maui Jim Maui Invitational (Lahaina, Maui, Hawaii)

(2) ACC-Big Ten Challenge (Louisville, Ky.)

(3) ACC Tournament (Greensboro, N.C.)

KEY PAGES

Page 2 | Media Resources

Page 3 | Roster/Staff

Page 4 | Last Series Meeting

Pgs. 5 | ACC Information

Page 13-14 | Last Time it Happened

Page 15-16 | Kenny Payne

Pgs. 17-30 | Player Bios

Page 44 | 2022-23 Stats

Page 46 | Radio/TV Roster

BEFORE THE TIP

Louisville men's basketball is back home Saturday to host North Carolina at 2 p.m. ET at the KFC Yum! Center. The game is a White Out and will air on ESPN.

The Cardinals most recently fell 83-70 at ACC-leading Clemson on Wednesday. North Carolina is coming off a 65-58 loss at Virginia on Tuesday.

Louisville is 7-18 all-time against North Carolina, including 5-3 at home, and the Tar Heels have won the last three meetings in the series. The Tar Heels rank 26th in the country in Division I experience per Ken Pomeroy, while Louisville ranks 340th.

CARDINAL NOTES

- Redshirt freshman guard/forward **Mike James** was named ACC Rookie of the Week on Monday. James averaged 21.5 points, 6.0 rebounds and 1.5 steals across two games last week. He had a career-high 24 points and eight rebounds Saturday against Wake Forest and made 9 of 16 total 3-pointers during the week. **More info on James on Page 9.**
- Mike James** is the first Louisville freshman to score at least 17 points in three straight games since DeJuan Wheat did it in three straight games from Dec. 29, 1993, to Jan. 4, 1994. James has averaged 20 points and 5.7 rebounds while shooting 52% from both the field and the 3-point line over the last three games.
- After averaging 4.8 points and 3.3 rebounds with two total 3-pointers over the previous four games, redshirt junior forward **Jae'Lyn Withers** has averaged 10.7 points and 4.3 rebounds with seven 3s in the last three games coming off the bench.
- Over the last eight games, senior guard **El Ellis** has averaged 19.6 points, 6.1 assists, 2.9 rebounds and 2.1 steals. As of Friday, Ellis was one of 15 players in the nation with at least 295 points and 80 assists this season. After having a positive or even assist-to-turnover ratio just three times in the first nine games of the season, Ellis has been positive or even in seven of the last eight games. Over the last four games, he has just 11 total turnovers in 152 minutes of game action.
- After averaging 1.7 points and 3.6 rebounds across the first nine games, senior forward **Sydney Curry** is averaging 9.3 points and 7.3 rebounds over the last eight games while shooting 64% overall. His career-high 19 rebounds against Florida A&M were the most by a Cardinal since Luke Whitehead grabbed 19 boards against Marquette on Jan. 31, 2004.

PROJECTED STARTERS



El Ellis



Mike James



Kamari Lands



B. Huntley-Hatfield



S. Curry

Lineup
projection
based on
previous
games

INSIDE THE MATCHUP



LOUISVILLE CARDINALS

2022-23 Record	2-15, 0-6 (ACC)
Ranking	NR
2022-23 NCAA NET	339
Last Game	L, 83-70 at Clemson
Head Coach	Kenny Payne
Career Record	2-15 (First season)
Record at School	Same
Leading Scorer	El Ellis (17.5 ppg)
Leading Rebounder	B. Huntley-Hatfield (6.0 rpg)
Leading Assists	El Ellis (4.7 apg)



NORTH CAROLINA TAR HEELS

2022-23 Record	11-6, 3-3 (ACC)
Ranking	NR
2022-23 NCAA NET	33
Last Game	L, 65-58 at Virginia
Head Coach	Hubert Davis
Career Record	40-16 (Second season)
Record at School	Same
Leading Scorer	Armando Bacot (17.6 ppg)
Leading Rebounder	Armando Bacot (10.6 rpg)
Leading Assists	Caleb Love (3.4 apg)

PRIMARY CONTACT: This information has been prepared to aid you in covering the Cardinals this season. Additional information is available through Associate Athletic Director Zach Greenwell, UofL's primary men's basketball contact (502-852-0112; cell: 270-668-4716).

MEDIA CREDENTIALS: To obtain credentials for a UofL home contest, please make the request via email to Zach Greenwell at zachg@gocards.com. Credentials are held at Media Will Call, located inside the Suite Entrance on the Second Street side of the KFC Yum! Center (front right side of the arena). Credentials will not be mailed. Passes are limited to WORKING MEDIA ONLY. We do not have complimentary game tickets, but we will assist in purchasing tickets when they are available. The media room is located on the event level, the first door to the right after entering the Suite Entrance/Media Entrance. Media seating is either at courtside or at tables in designated corner areas of the arena in sections 119 and 120.

INTERNET ACCESS: Wireless internet access is available throughout the KFC Yum! Center. A password is required for special media access. Wired connections are also available in the media room.

TELEPHONES: Media desiring personal phone service should have a phone installed through the KFC Yum! Center by calling (502) 690-9000 in advance. Please list Zach Greenwell as the contact for placement.

PHOTO: Photographers are limited to working the designated half of the baseline at each end of the court. An upper photo area position may be provided if requested in advance. Photo work space, equipped with wired internet access, is available within the media work room (two digital photo rooms). Specific protocols will be provided to those who receive limited credentials.

PARKING: Limited media parking is available in garages within one block of the KFC Yum! Center. Some require a pass to have in hand in advance, others are operated from a list supplied by UofL. Requests should be made well in advance to Zach Greenwell.

NOTES/STATS: Game notes and statistics will be available online at www.GoCards.com/mbbmedia. Live statistics will be available during the event online on GoCards.com, the CardsMobile app and Louisville.statbroadcast.com. A pdf of the final statistics will be posted postgame on GoCards.com. Broadcast personnel will have access to a computer monitor displaying live game statistics throughout the game.

MEDIA ROOM: The KFC Yum! Center media room will open two hours prior to tipoff and will close two hours after conclusion of the game. Only those who make special arrangements with Zach Greenwell (zachg@gocards.com) in advance will be permitted in the media areas any earlier. If you anticipate needing additional time postgame, you may wish to work from home or another location.

FOOD/REFRESHMENTS: A pregame buffet meal and fountain drinks are planned on game day through our partnership with our concessionaire Centerplate.

POSTGAME: Louisville head coach Kenny Payne and select Cardinal players will be available to the media postgame as soon as possible following the NCAA-mandated cooling off period. Please coordinate with the visiting SID to confirm their planned postgame protocol. If agreed to by the visiting coach, that coach will come to the interview room at a time which best fits their postgame schedule.

INTERVIEWS: Coach Kenny Payne (or an assistant coach) and selected players are generally available by news conference prior to each game, schedule permitting. That availability may again take place in person, online or in a hybrid format. To request a specific interview with Coach Payne or a player, please call or email Zach Greenwell (270-668-4716; email: zachg@gocards.com).

INTERNET SERVICES: UofL is partnered with Sidearm Sports to host its official athletic site. Located at GoCards.com, the web site contains updated game notes, cumulative statistics, box scores from previous games, weekly video interviews with Coach Kenny Payne and selected players, and many other resources. Information is also available with UofL's CardsMobile app, available for both iPhone and Android users. The media guide is also available online in both a pdf and interactive format. The Atlantic Coast Conference site is located at www.theacc.com.

FOLLOW THE CARDINALS



Fabio Basili
Sydney Curry
El Ellis

@RealHooperFob
@Bigticket_sc
@elellis3

@bucket.fob
@big_ticketsc
@elellis3

B. Huntley-Hatfield
Mike James

@RealGupaveli
@MichaelToReal0

@gupaveli
@mikejames0

Kamari Lands
Aidan McCool

@iso_marii

@kamari.lands
@aidanmccool12

Hercy Miller

@hercymiller15

@hercymiller

Ashton Myles-Devore

@ashton_md21

@a_30_md

Zan Payne

@young_payne2321

@alexander.payne23

Devin Ree

@whois_Dev

@whois.dev

JJ Traynor

@JJTraynor20

@jjtraynor_

Roosevelt Wheeler

@z4rose

@esor.1

Jae'Lyn Withers

@jaelynwithers

@jaelynwithers

Kenny Payne
Danny Manning
Nolan Smith
Josh Jamieson

@coachkennypayne
@CoachDManning
@NdotSmitty
@coachjjamieson

@coachdmanning
@ndotsmitty
@coachjamieson

FOLLOW LOUISVILLE BASKETBALL



LouisvilleMBB



/GoCards

GoCards.com

2022-23 DIGITAL MEDIA CENTER

Scan the QR Code
or visit link below
to access guide
at GoCards.com



<https://GoCards.com/MBBMedia>

TEAM ROSTER

NO	NAME	POS	HT	WT	YR	EXP	HOMETOWN (PREVIOUS SCHOOL)
0	Devin Ree	F	6-8	180	Fr.	HS	Jackson, Miss. (Oak Hill Academy/Va.)
1	Mike James	G/F	6-5	215	R-Fr.	RS	Orlando, Fla. (Oak Ridge HS)
3	El Ellis	G	6-3	180	Sr.	1L	Durham, N.C. (Tallahassee Community College)
4	Roosevelt Wheeler	F/C	6-11	240	So.	1L	Richmond, Va. (John Marshall HS)
5	Brandon Huntley-Hatfield	F	6-10	250	So.	TR	Clarksville, Tenn. (Tennessee)
11	Fabio Basili	G	6-4	175	Fr.	HS	Orlando, Fla. (Oak Ridge HS)
12	JJ Traynor	F	6-8	190	Jr.	2L	Bardstown, Ky. (Bardstown HS)
15	Hercy Miller	G	6-3	180	So.	TR	Los Angeles, Ca. (Tennessee State)
21	Sydney Curry	F	6-8	270	Sr.	1L	Ft. Wayne, Ind. (John A. Logan College)
22	Kamari Lands	F	6-8	220	Fr.	HS	Indianapolis, Ind. (Hillcrest Prep/Ariz.)
23	Zan Payne	G/F	6-5	230	Gr.	TR	Lexington, Ky. (Kentucky)
24	Jae'Lyn Withers	F	6-9	220	R-Jr.	2L	Charlotte, N.C. (Cleveland (OH) Heights HS)
30	Ashton Myles-Devore	G	6-1	165	Jr.	2Y	Versailles, Ky. (Woodford County HS)
33	Aidan McCool	G	6-3	165	Jr.	TR	Charleston, S.C. (Maryland)

PRONUNCIATION GUIDE

PLAYER NAME	PRONUNCIATION
Fabio Basili	buh-SILL-ee
Kamari Lands	kuh-MAHR-ee
Jae'Lyn Withers	JAY-lin

COVID ELIGIBILITY

Players are listed as though eligibility progressed normally through 2021-22. Extra seasons of eligibility granted due to the COVID-19 pandemic will be noted when that extra season is utilized following a player's regular senior season. More information about eligibility is available on each player's bio page in the game notes.

COACHING AND SUPPORT STAFF

POSITION	NAME	ALMA MATER (YEAR)	YEAR IN ROLE
Head Coach	Kenny Payne	Louisville (2003)	First season
Associate Head Coach	Danny Manning	Kansas (1991)	First season
Assistant Coach	Nolan Smith	Duke (2011)	First season
Assistant Coach	Josh Jamieson	Southern Oregon (2000)	First season
Director of Player Dev./Alumn Relations	Milt Wagner	Memphis (2004)	First season
Strength and Conditioning Coach	Dr. Adam Petway	U.S. Sports Academy (2013)	First season
Head Athletic Trainer	DeVante Frazier	Valdosta State (2015)	Second season
Executive Dir. of Academic Services	Kamari Wooten	Kentucky State (2007)	Sixth season
Director of Basketball Operations	Stephanie Davis	Louisville (2015)	First season
Director of Basketball Administration	Justin Perez	American (2019)	First season
Dir. of Analytics/Video Technology	Gabe Snider	Illinois-Chicago (2016)	First season
Video Coordinator	Reece Gaines	Louisville (2003)	First season
Graduate Manager	Seth Tatum	Louisville (2021)	Second season

EAR IT PRONUNCIATIONS

Trouble with pronunciations? Check out the Ear It pronunciations for the Cardinals from the men's basketball roster on GoCards.com. The links next to player names on the roster are supplied by TheNameEngine.com, an interactive audio service that provides proper audio pronunciations.

COACHING AND SUPPORT STAFF



Head Coach
Kenny Payne



Associate Head Coach
Danny Manning



Assistant Coach
Nolan Smith



Assistant Coach
Josh Jamieson



Dir. of Player Dev./Alumni
Milt Wagner



Strength Coach
Dr. Adam Petway



Athletic Trainer
DeVante Frazier



Executive Director/Academics
Kamari Wooten



Dir. of Basketball Ops
Stephanie Davis



Dir. of Basketball Admin
Justin Perez



Dir. of Analytics/Video Tech.
Gabe Snider



Video Coordinator
Reece Gaines



Graduate Manager
Seth Tatum



Creative Producer
Kory Aldous

LAST TIME OUT



70

Jan. 11, 2023

Louisville
at Clemson

Littlejohn Coliseum
Clemson, S.C.



83

Louisville men's basketball fought back again from a double-digit deficit in the second half Wednesday, but couldn't get over the hump in an 83-70 loss at Clemson.

The Cardinals trailed by as much as 17 early in the second half, then climbed back within six on multiple occasions in the final minutes.

Louisville led 16-7 early after a 9-0 run, capped by a 3-pointer from redshirt junior forward Jae'Lyn Withers at the 12:41 mark.

Clemson went on a 26-6 spurt from there to take a 33-22 advantage until redshirt freshman guard/forward Mike James snapped the streak with a three-point play.

Withers' third 3 made it a 62-55 game with 7:16 to go, and another long-range shot from freshman forward Kamari Lands cut it to 72-66 with 2:52 to play.

Clemson answered with a corner 3 from Hunter Tyson, and although Louisville got it to 76-70 with 1:19 remaining on a putback by JJ Traynor, the Tigers scored the game's final seven points - five of them from the free-throw line.

Tyson had 28 points and 11 rebounds to lead Clemson, which scored 18 points off Louisville's 15 turnovers.

James paced Louisville with 17 points and five rebounds, while El Ellis added 12 points and five assists.



Official Basketball Box Score - Final
Louisville at Clemson
01/11/23 Littlejohn Coliseum, Clemson
2022-23 Clemson Men's Basketball

Game Time: 9:00 PM
Game Duration: 2:04
Attendance: 7,789

Officials: Bill Covington Jr., Clarence Armstrong, Jenna Rensau

Louisville - 70												
Record: 2-15 (0-6)												
NO.	Name	Min	FG	3P	FT	Rebounds	Fouls	TP	AS	TO	ST	Blocks
			M-A	M-A	M-A	OR DR TOT	PF					BS BA
1	Mike James	35:16	4-10	0-2	9-11	2 3 5	4 9	17	1	0	1	0 1
5	Brandon Huntley-Hatfield	16:40	2-5	1-2	0-0	1 3 4	3 0	5	1	3	0	0 0
21	Sydney Curry	34:38	3-5	0-0	4-6	2 4 6	4 4	10	1	0	0	0 0
22	Kamari Lands	21:08	2-4	2-4	0-0	0 0 0	4 0	6	1	1	0	0 0
3	El Ellis	40:00	4-16	2-4	2-3	0 0 3	2 4	12	5	3	3	0 2
24	Jae'Lyn Withers	21:07	4-6	3-3	0-0	0 1 1	2 1	11	0	3	1	1 1
12	JJ Traynor	21:50	3-5	1-2	2-3	3 2 5	1 2	9	1	2	0	0 0
15	Hercy Miller	04:17	0-2	0-2	0-0	1 0 1	1 0	0	1	0	0	0 0
23	Alexander Payne	05:04	0-1	0-1	0-0	1 0 1	0 0	0	0	0	0	0 0
Team						1 3 4		0	2			
Totals		22:54	9-20	17-23	11-19	30 21	20	70	10	15	5	1 4

Technical Fouls: NONE

Clemson - 83												
Record: 14-3 (6-0)												
NO.	Name	Min	FG	3P	FT	Rebounds	Fouls	TP	AS	TO	ST	Blocks
			M-A	M-A	M-A	OR DR TOT	PF					BS BA
4	Ian Schiefelin	27:24	3-5	1-2	1-1	0 3 3	3 3	8	3	2	1	1 0
5	Hunter Tyson	35:29	9-14	4-7	6-9	2 9 11	1 7	28	0	1	1	0 0
24	PJ Hall	16:28	3-7	0-0	4-4	0 1 1	3 3	10	0	1	0	1 0
11	Chase Hunter	38:34	4-10	1-5	4-4	1 6 7	3 4	13	4	3	0	0 0
11	Brevin Galloway	25:07	3-8	2-6	2-2	0 1 1	4 1	10	1	2	3	1 1
2	Dillon Hunter	03:03	0-1	0-1	0-0	0 1 1	1 0	0	0	0	0	0 0
10	Ben Middlebrooks	23:32	2-2	0-0	2-3	2 3 5	1 3	6	1	1	0	1 0
0	Josh Beadle	21:31	1-3	0-0	0-0	0 1 1	3 0	2	1	0	2	0 0
22	RJ Godfrey	08:38	3-3	0-0	0-0	0 2 2	1 0	6	1	0	0	0 0
21	Chauncey Wiggins	00:14	0-0	0-0	0-0	0 0 0	0 0	0	0	0	0	0 0
Team						0 1 1		0	1			
Totals		28:53	8-21	19-23	7-26	33 20	21	83	11	11	7	4 1

Technical Fouls: NONE

Biggest lead		LOU	CLE
9 (1 st 12:40)		17 (2 nd 17:05)	
Best Scoring Run		LOU	CLE
9 (1 st 12:40)		11 (1 st 8:50)	
Lead Changes		LOU	CLE
1		1	
Times Tied		LOU	CLE
4		4	
Time with Lead		LOU	CLE
08:43		28:19	

HISTORY VS. NORTH CAROLINA

LAST MEETING

NORTH CAROLINA 70, LOUISVILLE 63

FEBRUARY 21, 2022

CHAPEL HILL, N.C.

Brady Manek scored 17 points, Armando Bacot had 12 points and 15 rebounds for his 21st double-double, and North Carolina beat Louisville 70-63.

North Carolina finished on a 6-0 run, holding Louisville scoreless for the final 2 minutes, 50 seconds. The Cardinals made just one of their final nine shots.

Louisville missed its final four 3-pointers, and North Carolina sealed it with Caleb Love's layup at :37.9.

R.J. Davis and Love each added 16 points for North Carolina. Leaky Black had seven points and Puff Johnson added two to complete the scoring for the Tar Heels, who played just eight players. Manek scored 11 points in the first half, Armando Bacot had 10 points and eight rebounds, and the game was tied at 36.

Jae'Lyn Withers, Dre Davis and Malik Williams, in his second straight start, each scored 10 points for Louisville.

UOFL SERIES RECORD

North Carolina

(Won 7, Lost 18;

home 5-3, away 1-5, neutral 1-10)

Date	UL	UNC
Jan. 3, 1929 (H)	27	19
Mar. 25, 1972 (N)*	91	105
Dec. 30, 1972 (N)#	86	89
Feb. 27, 1977 (N)!	89	96
Dec. 29, 1980 (N)@	64	86
Mar. 20, 1986 (N)!	94	79
Mar. 23, 1997 (N)\$	74	97
Dec. 3, 1997 (N)%	72	81
Dec. 17, 1998 (A)	72	77
Dec. 23, 1999 (H)	97	80
Mar. 29, 2008 (N)^	73	83
Nov. 24, 2013 (N)+	84	93
Jan. 10, 2015 (A)	71	72
Jan. 31, 2015 (H) (OT)	78	68
Mar. 12, 2015 (N)~	60	70
Feb. 1, 2016 (H)	71	65
Feb. 22, 2017 (A)	63	74
Feb. 17, 2018 (H)	76	93
Jan. 12, 2019 (A)	83	62
Feb. 2, 2019 (H)	69	79
Mar. 14, 2019 (N)&	70	83
Feb. 22, 2020 (H)	72	55
Feb. 20, 2021 (A)	54	99
Feb. 1, 2022 (H)	83	90
Feb. 21, 2022 (A)	63	70

*NCAA National Semifinals (Los Angeles, Calif.)

#Rainbow Classic (Honolulu, Hawaii)

!Played in Charlotte, NC

@Winston Tire Classic (Los Angeles, CA)

INCAA West Regional Semifinal (Houston, TX)

SNCAA East Regional Final (Syracuse, NY)

%Great Eight Basketball Tournament (Chicago, IL)

^NCAA East Regional Final (Charlotte, NC)

+Hall of Fame Tipoff (Uncasville, CT)

-ACC Tournament Quarterfinals (Greensboro, NC)

&ACC Tournament Quarterfinals (Charlotte, NC)



Official Basketball Box Score - Final
Louisville at North Carolina
02/21/22 Smith Center, Chapel Hill
2021-22 Men's Basketball

Game Time: 7:00 PM
Game Duration: 1:54
Attendance: 18,618

Officials: Jeffrey Anderson, Kipp Kassing, Doug Simons

Louisville - 63												
Record: 12-15 (6-11)												
NO.	Name	Min	FG	3P	FT	Rebounds	Fouls	TP	AS	TO	ST	Blocks
			M-A	M-A	M-A	OR DR TOT	PF					BS BA
5	Malik Williams	28:01	4-11	2-7	0-0	2 4 6	2 0	10	0	1	2	0 0
14	Dre Davis	23:39	5-8	0-1	0-0	0 4 4	1 0	10	1	1	1	1 2
24	Jae'Lyn Withers	32:55	4-9	2-6	0-0	0 7 7	1 3	10	0	2	1	0 0
3	El Ellis	25:19	3-10	1-5	0-2	2 2 4	1 1	7	3	2	0	0 1
13	Jarrod West	26:28	1-3	1-3	0-0	0 0 0	1 2	3	5	2	0	0 1
0	Noah Locke	16:26	4-8	1-4	0-0	0 1 1	1 1	9	1	0	0	0 0
10	Samuel Williamson	16:01	3-5	0-0	1-2	2 1 3	0 1	7	0	0	1	1 0
21	Sydney Curry	07:37	0-1	0-0	0-0	1 1 2	3 0	0	0	1	1	0 0
11	Mason Faulkner	13:32	2-3	0-1	1-1	0 0 0	1 2	5	0	3	1	0 0
12	JJ Traynor	08:37	1-2	0-1	0-0	1 0 1	1 0	2	0	1	0	0 0
4	Roosevelt Wheeler	01:25	0-0	0-0	0-0	0 0 0	1 0	0	0	0	0	0 0
Team						1 1 2		0	0			
Totals		27:60	7-28	2-5	9-21	30 12	10	63	10	13	8	2 3

Technical Fouls: NONE

North Carolina - 70												
Record: 20-8 (12-5)												
NO.	Name	Min	FG	3P	FT	Rebounds	Fouls	TP	AS	TO	ST	Blocks
			M-A	M-A	M-A	OR DR TOT	PF					BS BA
5	Armando Bacot	38:31	6-8	0-0	0-2	5 10 15	2 3	12	1	4	0	0 1
45	Brady Manek	33:14	6-12	3-9	2-2	0 3 3	0 1	17	2	2	2	1 0
1	Leaky Black	31:54	3-5	1-2	0-0	0 2 2	1 0	7	2	0	0	1 1
2	Caleb Love	40:00	6-14	1-7	3-3	0 4 4	1 4	16	5	7	2	1 0
4	RJ Davis	36:04	5-11	2-5	4-4	0 1 1	4 3	16	2	0	3	0 2
3	Dontrez Styles	04:02	0-1	0-1	0-0	0 1 1	1 0	0	0	0	0	0 0
14	Puff Johnson	12:19	0-1	0-1	2-2	0 1 0	1 0	2	1	0	0	0 0
24	Kenwin Walton	03:56	0-1	0-0	0-0	0 2 2	1 0	1	0	1	0	0 0
Team						1 2 3		0	0			
Totals		26:53	7-25	11-13	6-26	32 10	12	70	12	13	9	3 2

Technical Fouls: NONE

Biggest lead		LOU	UNC
4 (1 st 8:46)		7 (2 nd 0:19)	
Best Scoring Run		LOU	UNC
7 (1 st 10:10)		7 (1 st 4:55)	
Lead Changes		LOU	UNC
8		9	
Times Tied		LOU	UNC
9		9	
Time with Lead		LOU	UNC
08:04		23: 2	

AROUND THE ACC

CARDS IN 2022-23 ACC STATISTICS (thru 1/11)

CATEGORY	TEAM	PLAYERS (TOP IN ACC)
Scoring Offense	15th (63.1)	Ellis (4th, 17.5)
Scoring Defense	15th (74.9)	--
Scoring Margin	15th (-11.9)	--
Free Throw %	12th (.716)	N/A
Field Goal %	15th (.409)	N/A
FG% Defense	15th (.475)	--
3-Point FG%	12th (.328)	N/A
3-Point FG Made	14th (6.2)	Ellis (t-12th, 2.0)
3-Pt. FG% Def.	13th (.348)	--
Reb. Offense	t-13th (32.2)	Huntley-Hatfield (17th, 6.0)
Reb. Defense	7th (34.3)	--
Reb. Margin	13th (-2.1)	--
Offensive Rebs.	t-10th (9.1)	N/A
Defensive Rebs.	t-14th (23.1)	Huntley-Hatfield (15th, 4.4)
Blocked Shots	14th (2.8)	N/A
Assists	15th (9.1)	Ellis (6th, 4.7)
Steals	12th (5.5)	N/A
TO Margin	15th (-4.3)	--
A/TO Ratio	15th (0.6)	N/A
Minutes Played	--	Ellis (5th, 35.7)

2022-23 PRESEASON ACC MEDIA POLL

1. North Carolina (90), 1504
2. Duke (2), 1339
3. Virginia (6), 1310
4. Miami (2), 1138
5. Florida State, 1064
6. Notre Dame, 971
7. Virginia Tech (1), 921
8. Syracuse, 700
9. Wake Forest, 672
10. NC State, 548
11. Clemson, 528
- 12. Louisville, 477**
13. Boston College, 368
14. Pitt, 320
15. Georgia Tech, 260

First-place votes in parentheses



2022-23 ACC STANDINGS (thru 1/11)

	[---ACC---]		[--Overall--]	
	W-L	PCT	W-L	PCT
1. Clemson	6-0	1.000	14-3	.824
2. Miami	5-1	.833	14-2	.875
3. Virginia	4-2	.667	12-3	.800
Duke	4-2	.667	13-4	.765
Wake Forest	4-2	.667	12-5	.706
Pitt	4-2	.667	11-6	.647
Syracuse	4-2	.667	11-6	.647
8. NC State	3-3	.500	13-4	.765
North Carolina	3-3	.500	11-6	.647
Florida State	3-3	.500	5-12	.294
11. Boston College	2-4	.333	8-9	.471
12. Virginia Tech	1-5	.167	11-6	.647
Notre Dame	1-5	.167	9-8	.529
Georgia Tech	1-5	.167	8-8	.500
15. Louisville	0-6	.000	2-15	.118

NOTES ON THE PROGRAM

TRADITION OF WINNING

Louisville has an all-time 1,774-974 record in 109 seasons of intercollegiate basketball. The Cardinals rank among the top 15 all-time in winning percentage (does not include 123-3 record vacated by NCAA). The Cardinals played their first official men's basketball game on Jan. 28, 1912 when they lost 35-3 to Louisville YMCA, but did not field teams in 1916-17, 1922-23 or 1942-43. The Cardinals have produced winning seasons in 73 of the last 77 years, including winning 20 or more games in 18 of the last 20 seasons and 30 or more in three of the last 11 years in on court results.

TOURNAMENT SUCCESS

UofL is tied for eighth nationally with eight Final Four appearances. No other school went to the Final Four four times during the 1980s, and Louisville won two NCAA titles in that decade, winning the national championship in 1980 and 1986. Louisville's 39 NCAA Tournament appearances are tied for eighth best all-time, and its 102 NCAA Tournament games are tied for the ninth most played in the event (61-41 record) (does not include four NCAA appearances, a 15-3 record, two Final Fours and the 2013 national championship vacated by the NCAA). The Cards have reached the Sweet 16 on 17 occasions and have advanced to the Elite Eight 11 times.

Most All-Time Final Four Appearances

Team	Final Four Appearances
North Carolina	21
UCLA	18
Kentucky	17
Duke	17
Kansas	16
Ohio State	10
Michigan State	10
Louisville	8
Indiana	8

PRO CARDS

The Cardinals have had 77 players drafted by the NBA, including 25 first-round selections. David Johnson was the latest Cardinal chosen with the 47th pick in the 2021 draft by the Toronto Raptors. Donovan Mitchell was UofL's latest first round selection in the 2017 draft as the 13th overall pick by the Denver Nuggets and was subsequently traded to the Utah Jazz. He's now with the Cleveland Cavaliers. Eighteen Cardinals have played in the NBA over the last nine years, while at least 39 former UofL players are expected to play professionally this year in the NBA, G League or overseas.

More info on Cardinals in the NBA Draft: <https://uofl.me/3geNA8o>

Louisville Players in the NBA this Season

Player	2022-23 Team	Years in League
Gorgui Dieng	San Antonio Spurs	10
Montrezl Harrell	Philadelphia 76ers	8
Terry Rozier	Charlotte Hornets	8
Damion Lee	Golden State Warriors	6
Donovan Mitchell	Cleveland Cavaliers	6
Jordan Nwora	Milwaukee Bucks	3
David Johnson	Toronto Raptors (preseason)	2
Carlisle Jones	Chicago Bulls (preseason)	2

CROWD SUPPORT

Louisville has ranked among the top seven nationally in average home attendance in 40 of the last 41 years. UofL has played 13 seasons in its spectacular home, the 22,090 seat KFC Yum! Center in downtown Louisville. The Cardinals have a 181-44 record in 13 seasons in the KFC Yum! Center (.804). Louisville attracted approximately 3.9 million fans in its first 12 years in the Yum! Center, including a total attendance of 298,846 in 18 games in 2019-20 (last year pre-COVID).

CHAMPIONSHIP GUESTS

The eventual national champion has played in Louisville's home arena, the KFC Yum! Center, in seven of the arena's 12 seasons in existence. Louisville faced eventual champions Connecticut (2011, 2014), Duke (2015) and Virginia (2019) in home games, Kentucky (2012) won a pair of games in the 2012 NCAA second and third rounds in the KFC Yum! Center, 2016 champion Villanova won the NCAA South Regional in Louisville, and UofL won the 2013 itself (later vacated).

NATIONAL SPOTLIGHT

The Cardinals are one of the most televised teams in college basketball. UofL games will be televised on national networks during the 2022-23 regular season on double-digit occasions. Every possible UofL game over the past 39 years has been televised on either a live or delayed basis – a total of over 1,275 games – including over 575 national television appearances.

AMERICA'S TOP BASKETBALL MARKET

Louisville is consistently the highest-rated television market for college basketball. Louisville has been the top market for ESPN each of the last 20 years since tracking the data. Louisville's 4.2 rating during the 2018-19 season was well above the next closest market (Knoxville with a 2.9 rating).

AT HOME IN THE TOP 25

The Cardinals have been ranked on 656 occasions in the AP poll, sixth most all-time. Louisville has been among the top ten on 302 occasions, including 14 times in the 2019-20 season. Louisville's No. 1 ranking in the Dec. 2 and 9, 2019, Associated Press polls were just the third and fourth times UofL has ever been ranked as the No. 1 team in the nation in the AP poll. The other two were March 16, 2009 in the final AP poll of the season; and Jan. 14, 2013. UofL has been ranked as the No. 1 team in the nation in the coaches poll on five occasions, including twice in 2019-20. The other three were in the 1986-87 preseason UPI coaches poll; in the ESPN/USA Today poll on March 15, 2009; and in the final USA Today coaches poll of 2012-13 on April 8, 2013.

All-Time Finishes in the AP Final Poll Top 15

Team	Top-15 Finishes
Kentucky	49
North Carolina	47
Duke	46
Kansas	39
UCLA	34
Louisville	25
Arizona	25
Cincinnati	20
Michigan	20
Michigan State	20

RANKED COMPETITION

Louisville has won 45 of its last 105 games against AP ranked opponents, falling to No. 19 Kentucky on Dec. 31 in its last Top 25 matchup. UofL has a 62-73 record against Top 25 teams over the last 13 years. The Cardinals have been victorious 10 of the last 29 times they have faced an AP top-five foe. UofL has won 23 of its last 57 games when facing Top 10 teams, spanning the last 13 years.

THE 1K CLUB

Louisville is second to North Carolina for the national lead with 69 all-time 1,000 point scorers. Jordan Nwora (1,294 points in three seasons) was the latest Cardinal to reach that milestone in 2019-20.

Programs with Most 1,000-Point Career Scorers

Team	1,000-Point Scorers
North Carolina	79
Louisville	69
Duke	67
Villanova	67
Notre Dame	67
Syracuse	65
Kansas	65
Kentucky	60
Ohio State	60

CARDINALS INK TWO IN EARLY SIGNING PERIOD

Louisville signed a pair of high school prospects in the 2023 class in November's early signing period in Kaleb Glenn and Curtis Williams Jr.

The 6-foot-6 wing forward Glenn is originally from Louisville and spent his first three years of high school at Louisville Male before transferring to La Lumiere School in La Porte, Ind., for his senior season.

"Kaleb is not just a really good player, but a high-character person who can play multiple positions, loves the game and plays it with a passion," Louisville head coach Kenny Payne said. "It will be a joy to coach him and have him be a part of the beginning stages of the culture we want to build. He brings versatility, is an excellent rebounder for a wing and an elite defender, and can play the 2, 3 or 4. He understands the tradition of our program being from Louisville, and it's great to keep one of our own at home."

Glenn averaged 21.6 points and 12.6 rebounds (fifth in the state) last season as a junior at Louisville Male, shooting 64.4% from the field and 36% from deep. He was named Seventh Region Player of the Year and a First-Team All-State selection by the Courier Journal. As a sophomore, he averaged 20.5 points and 12.6 rebounds while shooting 71% from the field. He was named First-Team All-State and a MaxPreps All-American.

The 6-foot-6 guard wing Williams comes to The Ville from Brother Rice High School in Bloomfield Hills, Mich.

"We're blessed to have a kid who brings a winning culture with him like Curtis," Louisville head coach Kenny Payne said. "He will walk into our program understanding what winning takes. He's a versatile guard wing who can play the 1, 2 or the 3, and an excellent defender. He brings a toughness and a fight to the game that we need. He's an elite shooter, but as a player he's more than that. He will bring a great spirit to our program that will be solely about team, work ethic and character. Louisville fans will love him." **Continued on next page**

A longtime starter at Brother Rice, Williams averaged 16.8 points and 7.7 rebounds per game as a junior last year for the Warriors in Detroit's Catholic High School League. He shot 39% from 3-point range and has built a reputation as a lockdown defender while being named a First Team All-CHSL selection.

CONSISTENT WINNING

Louisville is one of seven Division I schools in the nation that has won 20 or more games in at least 18 of the past 20 seasons on the court. Kansas tops the list with 33 consecutive years, followed by Duke (25 of last 26) and Gonzaga (25). UofL has won at least 20 games in 40 of the last 52 years. UofL has won at least 19 games in 46 of the last 52 years. However, the NCAA's vacation of 123 victories in four of those years (2011-15) negates the official results.

OFFENSIVE IMPROVEMENT

Over the last eight games, a span that includes their first two wins of the season, the Cardinals have shown significant improvement in numerous offensive areas.

Offensive Improvement Over Last Eight Games

Category	First 9 Games	Last 8 Games
Field-Goal Percentage	37.2%	45.1%
3-Point Percentage	28.8%	37.3%
Points Per Game	56.9	70.0
Assists Per Game	8.0	10.3
Paint Points Per Game	22.4	30.8
Fast Break Points Per Game	4.6	7.4

BACK ON BOARD

Improving rebounding has been a focus for the Cardinals since getting outrebounded 106-79 total in three losses to Lipscomb, NC State and Kentucky, with just seven offensive rebounds per game. In three games since then, Louisville has outrebounded its three opponents 104-97 with an average of 13.7 offensive rebounds per outing.

FEELING CHARITABLE

One of the Cardinals' strengths as a team has been getting to the free-throw line. Louisville has shot at least 20 free throws in seven of the last eight games and over that span has shot 29 more total free throws than its opponents.

GRUELING SCHEDULE

The Cardinals are 15 games into a 16-game stretch that will see them face 12 teams in the top 85 of the KenPom rankings and 15 teams in the top 190. That stretch began in Maui with Arkansas and concludes Jan. 18 with Pittsburgh. From Maui through the end of the regular season, 19 of Louisville's 28 opponents rank in the top 85 in KenPom, while 27 of them rank in the top 190 and 11 of them rank in the top 50.

HITTING THE MARK AGAINST WKU

With a win against Western Kentucky on Dec. 14, Louisville improved to 128-0 since 2004 when leading by more than 10 points at halftime. UofL's last loss when leading by more than 10 at halftime was a 60-58 defeat against Kentucky on Dec. 18, 2004. It was also the Cardinals' 158th straight win when scoring at least 85 points in regulation. Louisville is also now 6-0 all-time when shooting at least 50% from the field, 50% from 3-point range and 90% from the free-throw line. The Cardinals' 94 points against the Hilltoppers were their most in a game in exactly three years.

ONE-POINT LOSSES

Louisville was the first team since at least 1980 to lose its first three games of the season by one point each, according to ESPN Stats & Info. Including last year's 51-50 loss to Virginia in the ACC Tournament, the Cardinals were the first team to lose four straight games overall by one point since Stetson in 1981-82. With a 70-69 loss to Syracuse on Jan. 3, Louisville tied for the most one-point losses ever in a season by an ACC team with four, joining 2014-15 Georgia Tech, 2004-05 Florida State and 1970-71 Wake Forest.

NON-CONFERENCE DOMINANCE

UofL has a 246-73 record (.771) against non-conference opponents over the last 22 seasons (includes postseason), including a 178-22 record in home regular season non-conference games. The Cardinals are 98-13 at home in regular season non-conference games over the last 13 seasons.

STRENGTH OF SCHEDULE

The Cardinals have played a schedule ranked among the top 18 toughest by the ratings percentage index or NET in 11 of the past 15 seasons, including the nation's fourth-toughest schedule by the NCAA's NET ranking in 2018-19.

ACADEMIC STANDARD

Louisville has received an NCAA Public Recognition Award in seven of the last eight years awarded for ranking among the top 10 percent in men's basketball in the Academic Progress Rate (APR), which measures academic eligibility, retention and graduation for student-athletes. Louisville and Stanford are the only two schools from Power Five conferences that have earned the APR recognition in at least seven of the last eight years. The Cardinals have attained a collective 3.0 GPA in 24 of the last 28 semesters, including a 3.1 cumulative team mark for the Fall 2021 semester.

NOTABLE ANNIVERSARIES

The 2022-23 season marks notable anniversaries for two of Louisville's Final Four teams. It's the 40th anniversary for UofL's 1983 NCAA Final Four team (32-4 record). Guided by Hall of Fame coach Denny Crum, and captained by Scooter and Rodney McCray, the Cardinals won the Metro Conference title and took down No. 12 Kentucky in overtime in the NCAA Mideast Regional to reach the Final Four, before falling to No. 1 Houston. Louisville was led in scoring that year by Milt Wagner, who's currently the program's Director of Player Personnel and Alumni Relations. Lancaster Gordon, Rodney McCray and Charles Jones also joined Wagner in double figures scoring for that club.

Louisville recognized the 40th anniversary of the 1983 Final Four team on Jan. 7 against Wake Forest with numerous members of the team in attendance, including Wagner, Gordon and the McCray brothers.

This year also marks the 10th anniversary of the Cardinals' 2013 NCAA national championship that was later vacated. Led by another Hall of Fame coach in Rick Pitino and captained by Luke Hancock and Peyton Siva, Louisville barrelled its way through the BIG EAST Tournament that season before a thrilling run to the NCAA title. The Cardinals defeated Wichita State in the Final Four and No. 10 Michigan in the championship game before the results were vacated by the NCAA Committee on Infractions. Retired number honoree Russ Smith led that team in scoring at 18.7 points per game, followed by Siva.

Louisville will recognize the 2013 team at the Feb. 18 game vs. Clemson.

NOTES ON THE CARDINALS

PEEK AT PERSONNEL

The Cardinals have an even split of seven returning players and seven newcomers on their 2022-23 roster. UofL returns three players who started at least nine games last year in Sydney Curry, El Ellis and Jae'Lyn Withers. They return 32% of their scoring, 31% of their rebounding and 23% of their assists. UofL ranks 340th in the country in Division I experience, according to Ken Pomeroy.

Louisville's newcomers include four transfers and three high school prospects. The high school haul includes two players ranked in the top 100 by multiple recruiting outlets in Kamari Lands (No. 47 by 247 Sports) and Devin Ree (No. 82). Tennessee transfer Brandon Huntley-Hatfield was a five-star, top-25 recruit before attending UT.

ROSTER FACTS

Per KenPom, UofL is the 10th-tallest team in the country with an average height of 6-6. Louisville has just one player on its roster shorter than 6 feet, 3 inches. The team has seven players who are at least 6-8. The Cardinals represent nine different states, including California, Florida, Indiana, Kentucky, Mississippi, North Carolina, South Carolina, Tennessee and Virginia.

TRIO OF CAPTAINS

Louisville returners Sydney Curry, El Ellis and Jae'Lyn Withers have been named team captains for the 2022-23 men's basketball season. Although all three players bring experience in a Cardinal uniform, this is the first time as a captain for each member of the trio. Curry and Ellis are in their second year with the program, while Withers – a former ACC All-Freshman Team honoree – is a redshirt junior with two years of playing experience for Louisville.

CURRY HITS THE GLASS

Senior forward Sydney Curry grabbed a career-high 19 rebounds against Florida A&M on Dec. 17. It was the most rebounds by a Cardinal since Luke Whitehead grabbed 19 against Marquette on Jan. 31, 2004, and the second-most since at least 1998.

Most Rebounds by a Louisville Player Since at Least 1998

Player	Date	Opponent	Rebounds
Ellis Myles	12/1/01	Tennessee State	23
Sydney Curry	12/17/22	Florida A&M	19
Luke Whitehead	1/31/04	Marquette	19
Samuell Williamson	2/1/21	Georgia Tech	18
Chane Behanan	11/15/12	Samford	18
Ellis Myles	2/20/05	Saint Louis	18
Luke Whitehead	2/7/04	UAB	18
Ellis Myles	1/12/02	TCU	18



ELLIS' GAME FOR THE AGES

Senior guard El Ellis put together the best game of his career on Dec. 14 against Western Kentucky with a career-high 30 points and 10 assists. It was the 19th 30-point double-double in Louisville history and just the second ever to include 10 assists (first since Reece Gaines in 2002). It was also the first Louisville double-double with points and assists since Darius Perry recorded 10 points and 12 assists against Youngstown State in 2019.

30-Point Double-Doubles in Louisville Basketball History

Player	Date	Opponent	Statistics
El Ellis	12/14/22	Western Kentucky	30 pts, 10 asts
Jordan Nwora	1/16/19	Boston College	32 pts, 10 rebs
Chane Behanan	2/9/13	at Notre Dame	30 pts, 15 rebs
Reece Gaines	3/6/02	TCU	30 pts, 10 asts
Luke Whitehead	12/8/01	Murray State	30 pts, 10 rebs
Dwayne Morton	1/4/94	George Mason	31 pts, 12 rebs
Clifford Rozier	12/11/93	Eastern Kentucky	32 pts, 13 rebs
Larry Williams	2/25/78	Memphis	31 pts, 13 rebs
Junior Bridgeman	3/15/75	Rutgers	36 pts, 11 rebs
Allen Murphy	3/17/73	American	36 pts, 11 rebs
Al Vilcheck	2/11/71	at Wichita State	31 pts, 21 rebs
Al Vilcheck	12/1/70	at Vanderbilt	31 pts, 13 rebs
Mike Grosso	2/25/70	Georgetown College	33 pts, 16 rebs
Wes Unseld	3/4/68	Bellarmine	30 pts, 23 rebs
Wes Unseld	12/9/67	at Northwestern	36 pts, 15 rebs
Wes Unseld	12/1/67	Georgetown College	45 pts, 29 rebs
Butch Beard	12/23/66	La Salle	34 pts, 14 rebs
Wes Unseld	12/17/66	Dayton	31 pts, 19 rebs
Wes Unseld	3/12/66	Boston College	35 pts, 26 rebs



TRAYNOR EXTENDS HIS RANGE

Junior forward JJ Traynor has made more 3-pointers in 17 games this season (11 of 33, .333) than he did in his first two full seasons combined (7 of 16).

LANDS NEAR-PERFECT FROM THE STRIPE

Freshman forward Kamari Lands has averaged 7.5 points per game off the bench across Louisville's last eight games, while making 18 of 20 free throws. Lands has made 33 of 36 free throws overall this season (91.7%), making him one of 16 players in the country – and the only freshman – shooting 91% or better from the stripe on at least 35 attempts.

HUNTLEY-HATFIELD ON TARGET

Sophomore forward Brandon Huntley-Hatfield has made 16 of 25 total shots from the field (64%) in the last five games. He went 9 of 23 from the field (39.1%) combined in the previous four games.

JAMES ON THE MEND

Redshirt freshman guard Mike James suffered a torn Achilles tendon in his left leg in practice on Oct. 6, 2021, and missed the entire 2021-22 season, a redshirt year for James. He had successful surgery two days after the injury and has since been fully cleared to return to action.

'AGGRESSIVE' MIKE

Head coach Kenny Payne has challenged Mike James to play more aggressively and with confidence, a challenge that James has met in recent games. Over the last five outings, James is averaging 15.6 points per game (second-most on the team) while shooting 52.8% from the field (28 of 53) and 47.6% from the 3-point line (10 of 21).

WIDE A-WAKE

Mike James tallied a career-high 24 points and eight rebounds against Wake Forest on Saturday. His 24 points are tied for the second-most by an ACC freshman this season, and they're the most by a Louisville freshman since V.J. King in 2017. James is only the fifth UofL freshman since 1952 to have a game with at least 24 points and eight rebounds.

Louisville Freshmen with 24 Points, 8 Rebounds in a Game Since 1952

Player	Game/Date	Stats
Mike James	vs. Wake Forest, Jan. 7, 2023	24 points, 8 rebounds
Juan Palacios	vs. IUPUI, Dec. 21, 2004	25 points, 10 rebounds
Samaki Walker	at Dayton, Dec. 29, 1994	25 points, 8 rebounds
Pervis Ellison	vs. Duke, March 31, 1986	25 points, 11 rebounds
Larry Williams	vs. Drake, Jan. 17, 1976	28 points, 15 rebounds

JAMES MAKES BIG FIRST IMPRESSION

Mike James scored 16 points with three made 3-pointers against Bellarmine on Nov. 9 in his first college game. It was the fifth-most points ever by a Cardinal freshman in their debut.

Most Points by a Louisville Freshman in Their Debut

Player	First Game	Debut Points
Jerry Smith	vs. Northwestern State, 11/18/06	24
Marques Maybin	vs. Hofstra, 11/27/07	22
Samardo Samuels	vs. Morehead State, 11/22/09	18
Darius Perry	vs. George Mason, 12/12/17	17
Mike James	vs. Bellarmine, 11/9/22	16
Felton Spencer	vs. Northeastern, 11/28/86	15
Billy Thompson	vs. Florida, 11/26/82	15

WITHERS SHOWS OFF VERSATILITY

Redshirt junior forward Jae'Lyn Withers had 15 points, 11 rebounds and a career-high five steals against Wright State on Nov. 12. It was the first time a Cardinal has had at least 15 points, 10 rebounds and five steals in a game since Terrence Williams had 23 points, 12 rebounds and five steals against Providence on Jan. 13, 2007. There were only five total instances nationally all last season of a player tallying at least 15 points, 11 rebounds and five steals in a game.

ELLIS STARTS OUT STRONG

Senior guard El Ellis' 72 points across the first three games were the most by a Louisville player in the first three games of a season since Wes Unseld had 101 points against Georgetown College (45), Kansas (20), and Northwestern (36) to open the 1967-68 season. Ellis was the first Cardinal to score at least 29 points in back-to-back games since Reece Gaines (current team video coordinator) did it against TCU and Marquette on March 6-7, 2002.

CURRY'S LATE 2021-22 SURGE

Sydney Curry was a force to be reckoned with late last season for the Cardinals. The 6-8 senior forward averaged 17.6 points and 9.0 rebounds in his last five games of the 2021-22 campaign while shooting 64.4 percent from the field (38 of 59).

LIKE FATHER, LIKE SON

The Cardinals have three players on the roster whose fathers also played for Louisville. Junior forward JJ Traynor's father Jason Osborne played two years at UofL (1993-95) and was a McDonald's All-American at Louisville Male High School, where he was Kentucky's Mr. Basketball in 1993. Junior guard Ashton Myles-Devore's father Ellis Myles was the starting center on Louisville's 2004-05 NCAA Final Four team that achieved a 33-5 record. El-lis averaged 10.4 points and 9.2 rebounds as a senior that season for the Cardinals and ranks sixth in career rebounding with 998 boards while also scoring 1,045 points. Graduate senior Zan Payne is also the son of head coach Kenny Payne, a former UofL standout and 1986 national champion.



Louisville graduate senior Zan Payne shoots during practice while his father, UofL head coach Kenny Payne, looks on.

NOTES ON THE COACHING STAFF

PAYNE STANDS ALONE

Louisville head coach Kenny Payne is the only Division I men's basketball head coach in the country who was selected in the NBA Draft, as well as won a national championship as a player and a coach. Payne was selected 19th overall by the Philadelphia 76ers in 1989, which followed him winning the 1986 national championship as a player at Louisville. Later in his career, he won a national title in 2012 as an assistant at Kentucky.

THE MOST UNIQUE STAFF IN AMERICA

Louisville is believed to be the only program in the country with three coaches (head coach and assistants) who were NBA Draft picks and won a national championship as players. In addition to Payne, that list includes associate head coach Danny Manning – a national champion as a player at Kansas in 1988 and the No. 1 overall pick in the '88 draft – and assistant coach Nolan Smith, a national champion as a player at Duke in 2010 and the 21st-overall pick in 2011. Manning's impressive basketball résumé also includes being a member of the Collegiate Basketball Hall of Fame, a two-time first-team All-American, a two-time NBA All-Star, 1998 NBA Sixth Man of the Year, a three-time Division I head coach and an Olympian.

PAYNE'S NBA PIPELINE

During Kenny Payne's 15 years as a college assistant at Kentucky and Oregon, 39 players on his teams were selected in the NBA Draft. That includes 23 lottery picks and two overall No. 1 draft picks. Before coming to Louisville, he spent two years as an assistant with the New York Knicks. In his first season, they went 41-31 and finished fourth in the Eastern Conference, a 20-win improvement from the year before.

CARDS IN SMITH'S DNA

Assistant coach Nolan Smith's father Derek Smith was a member of Louisville's 1980 NCAA Championship team and is seventh in career scoring at UofL with 1,826 points. Derek, who passed away on Aug. 9, 1996, is one of 20 Honored Jersey recipients for the Cardinals and is a member of the UofL Hall of Fame. Smith was the leading scorer (15.7 ppg) on Louisville's 1982 NCAA Final Four team. He played nine years in the NBA from 1982-91 and scored 5,232 career points in the league. **Photo of Derek Smith below.**



WAGNER RETURNS HOME

Milt Wagner, a top 10 career basketball scorer for Louisville whose honored jersey hangs in the KFC Yum! Center, joined the Cardinals' staff as Director of Player Development and Alumni Relations in May. One of the most prolific scorers in UofL history during his career from 1981-86, Wagner ranks sixth all-time in scoring with 1,834 career points. A starter on the Cards' 1986 NCAA Championship team, UofL reached three NCAA Final Fours (1982, 1983, 1986) and participated in the NCAA Sweet Sixteen in all four of his playing seasons. Wagner was selected by the Dallas Mavericks in the second round of the 1986 NBA Draft with the 35th overall pick and played professional basketball for 13 years in various professional leagues, including as a member of the 1988 NBA Championship Los Angeles Lakers.



POSTSEASON PROWESS

Kenny Payne is in his first year as a head coach, but he's no stranger to the NCAA Tournament. In addition to winning a national championship as a player at Louisville in 1986, Payne made 10 trips to the NCAA Tournament as an assistant at Kentucky and Oregon, including seven Elite Eight appearances, four Final Fours and the 2012 national title with the Wildcats.

NCAA DOMINANCE

Not only have Payne and his staff competed in the NCAA Tournament as players and coaches, but they've advanced and won at a high rate. Kenny Payne, Danny Manning, Nolan Smith and Josh Jamieson have made 42 total NCAA appearances as players and coaches, with 30 trips to at least the Sweet 16. In those 42 appearances, the four coaches have a combined record of 110-37 (70.1%). Payne has made 13 NCAA trips as a player and a coach, with 11 visits to the Sweet 16 or better and a 41-11 record (78.8%).

FATHER-SON DUOS

Kenny Payne will be coaching his son, graduate senior guard/forward Zan Payne, this year after Zan transferred from Kentucky, where he previously played under his father as an assistant. Coming into the 2022-23 season, there are 22 pairs of father-son, coach-player duos in basketball this season.

Arizona State	Bobby Hurley	Bobby Hurley
Boise State	Leon Rice	Kade/Max Rice
UConn	Dan Hurley	Andrew Hurley
Detroit Mercy	Mike Davis	Antoine Davis
Drake	Darian DeVries	Tucker DeVries
Illinois-Chicago	Luke Yaklich	Griffin Yaklich
Iowa	Fran McCaffery	Connor/Patrick McCaffery
Liberty	Ritchie McKay	Gabriel McKay
Louisville	Kenny Payne	Alexander Payne
Memphis	Penny Hardaway	Jayden Hardaway
Michigan	Juwan Howard	Jace/Jett Howard
Michigan State	Tom Izzo	Steven Izzo
Miss. Valley St.	Lindsey Hunter	Caleb Hunter
Nebraska	Fred Hoiberg	Sam Hoiberg
Oklahoma	Porter Moser	Jacob Moser
USC Upstate	Dave Dickerson	Dave Dickerson III
Southern	Sean Woods	DeSean Woods
Utah State	Ryan Odom	Connor Odom
Western Illinois	Rob Jeter III	Rob Jeter IV
WKU	Rick Stansbury	Noah Stansbury

DENNY CRUM HALL OPENS

Denny Crum Hall made possible by L&N Federal Credit Union, a new residence hall on campus, officially opened for the Fall 2022 semester. The residence hall houses student-athletes from men's basketball, women's basketball and women's lacrosse, as well as other UofL students. Named after the Cardinals' former Hall of Fame men's basketball coach, the facility is located directly across Floyd Street from the Planet Fitness Kueber Center, the training home of the three sports housed in the new residence hall.

The five-story, 67-unit facility includes 128 beds, of which UofL Athletics will guarantee occupancy for 63 to remain within the NCAA requirement of no more than 50% of the beds being occupied by student-athletes. UofL Athletics will also guarantee an additional 10 beds to be used by team managers and graduate assistants.

The residence hall will also serve as a Living Learning Community (LLC) to bolster its sports administration program and others that involve athletic excellence from a business and operations standpoint. With the LLC including many athletes in action, it offers unparalleled opportunities for athletes and students to work together to innovate in the field of sports.

Each apartment features a full kitchen with cabinets, island, solid surface counters, refrigerator, kitchen sink, cooking range, dishwasher, and microwave. Additional features include a single stack-style washer and dryer in each apartment, furnished common living space, and access to a private bedroom, restroom and closet for every occupant.

Shared amenities on the first floor include:

- A common kitchen and dining area adjacent to the lobby
- A common area in the lobby with a 164-inch video wall capable of showing up to four screens
- Another media lounge with a 198-inch video wall capable of showing two screens
- A study lounge with a private tutoring area
- A gaming wing with billiards, Pop-A-Shot, arcade games and other games

Each floor of the residence hall includes multi-purpose rooms, including a Muhammad Ali-themed space on the second floor, as well as an outdoor patio deck on the fifth level. There's also an outdoor deck attached to the Ali room that wraps around with a great view of the Kueber Center and Cardinal Stadium.



LOUISVILLE'S IARP DECISION

The University of Louisville on Nov. 3 received its decision from the Independent Accountability Resolution Process (IARP) in regard to its case involving the men's basketball program.

Core Penalties:

University of Louisville

Decision did not include a postseason ban or scholarship reduction.

- A \$5,000 fine (**the lowest financial penalty permitted by Bylaw 19.9.5.2 for a Level I-Mitigated case**)
- Two-week ban on unofficial visits during the 2022-23 academic year.
- Additional two-week ban on recruiting communication (telephone and written correspondence) during the 2022-23 academic year.
- Seven-day reduction in the number of recruiting person days for the 2022-23 academic year.
- Two years of probation, from November 3, 2022, to November 2, 2024 (**lowest penalty permitted for a Level I-Mitigated case**).

Former Assistant Coach No. 1

- A two-year show-cause order

Former Associate Head Coach

- A two-year show-cause order precluding his attendance and evaluation at any of the permissible live activity events in the spring and summer evaluation periods during the show-cause order period.

Additional Penalties:

- Public reprimand and censure.
- Probation will be publicized by the NCAA on its website, in appropriate publications, and in NCAA championship game programs of the involved sports.
- Graduate assistant managers and other noncoaching staff members are restricted from participation in any on-court practice activities for 10 Louisville men's basketball practices during the 2022-23 playing and practice season.
- Louisville's men's basketball program is restricted from showing personalized recruiting videos to prospective student-athletes during the remainder of the 2022-23 recruiting calendar.

Additional information on the ruling, including the IARP's decision and press release, can be accessed online at the following link: <https://uofl.me/3zJhvfJ>

Watch UofL's press conference: <https://youtu.be/OVCnmPOQ2m0>

MISCELLANEOUS STATS

	2022-23	Career
10+ POINT GAMES		
El Ellis	15	28
Brandon Huntley-Hatfield	7	7
Jae'Lyn Withers	6	23
Sydney Curry	5	12
Mike James	5	5
Kamari Lands	3	3
JJ Traynor	1	2
20+ POINT GAMES		
El Ellis	7	9
Mike James	1	1
Sydney Curry	0	3
Jae'Lyn Withers	0	2
30+ POINT GAMES		
El Ellis	1	1
10+ REBOUND GAMES		
Brandon Huntley-Hatfield	3	3
Jae'Lyn Withers	1	7
Sydney Curry	1	5
10+ ASSIST GAMES		
El Ellis	1	1
DOUBLE-DOUBLES		
Brandon Huntley-Hatfield	2	2
Jae'Lyn Withers	1	4
Sydney Curry	1	4
El Ellis	1	1
TRIPLE-DOUBLES		
GAMES LED UofL IN SCORING		
El Ellis	10	15
Jae'Lyn Withers	3	6
Sydney Curry	2	7
Mike James	2	2
Kamari Lands	1	1
Brandon Huntley-Hatfield	1	1
GAMES LED UofL IN REBOUNDING		
Brandon Huntley-Hatfield	7	7
Jae'Lyn Withers	6	19
Sydney Curry	4	11
Mike James	1	1
JJ Traynor	0	1
Roosevelt Wheeler	0	1
GAMES LED UofL IN ASSISTS		
El Ellis	17	22
JJ Traynor	1	2
Brandon Huntley-Hatfield	1	1
Roosevelt Wheeler	0	1
GAMES LED UofL IN BLOCKED SHOTS		
Brandon Huntley-Hatfield	8	8
Mike James	5	5
Jae'Lyn Withers	4	15
JJ Traynor	4	9
Sydney Curry	4	6
Roosevelt Wheeler	1	4
Devin Ree	1	1
GAMES LED UofL IN STEALS		
El Ellis	6	10
Brandon Huntley-Hatfield	5	5
Jae'Lyn Withers	4	11
Mike James	4	4
JJ Traynor	2	4
Fabio Basili	2	2
Sydney Curry	1	2
Roosevelt Wheeler	1	2
Kamari Lands	1	1

*career includes Louisville games only

LOUISVILLE RECORD BY SITUATION

CATEGORY	2021-22	2022-23
All games	13-19	2-15
Conference games	6-14	0-6
Non-con/postseason games	7-5	2-9
Home	8-8	2-8
Away	2-10	0-4
Neutral site	3-1	0-3
vs. Top 10 Opponents	0-1	0-1
vs. Top 25 opponents	0-2	0-4
vs. Unranked opponents	13-17	2-11
Winning the tip	5-9	0-6
Losing the tip	8-10	2-9
Scoring first	9-11	1-4
Opponent scores first	4-8	1-11
Leading at halftime	12-4	2-2
Trailing at halftime	1-14	0-13
Tied at halftime	0-1	0-0
Leading with 5:00 to play	12-2	2-2
Trailing with 5:00 to play	1-16	0-13
Tied with 5:00 to play	0-1	0-0
In overtime	0-2	0-0
Games decided by ≤3 pts.	2-1	0-4
Games decided by 4-10 pts.	6-11	1-2
Games decided by 11+ pts.	5-7	1-9
Shooting 50% or higher	2-1	1-1
Shooting 40-49%	9-10	1-7
Shooting less than 40%	2-8	0-7
Opp. shooting 50% or higher	0-6	0-8
Opp. shooting 40-49%	7-11	1-6
Opp. shooting less than 40%	6-2	1-1
Make more 3FG than opp.	8-8	1-5
Make fewer 3FG than opp.	4-8	1-9
3FG made are even	1-3	0-1
Attempt more FT than opp.	10-2	2-7
Attempt fewer FT than opp.	2-17	0-7
FT attempts are even	1-0	0-1
More rebounds than opp.	10-4	1-5
Fewer rebounds than opp.	2-14	1-9
Rebounds are even	1-1	0-1
More assists than opp.	11-2	1-3
Fewer assists than opp.	1-16	0-12
Assists are even	1-1	1-0
Commit more TOs than opp.	9-11	1-14
Commit fewer TOs than opp.	4-5	0-1
Turnovers are even	0-3	1-0
Scoring 100+ points	0-0	0-0
Scoring 90-99 points	0-0	1-0
Scoring 80-89 points	2-1	0-0
Scoring 70-79 points	8-5	0-3
Scoring 60-69 points	3-7	1-7
Scoring fewer than 60 points	0-6	0-5
Allowing 100+ points	0-0	0-0
Allowing 90-99 points	0-3	0-0
Allowing 80-89 points	0-3	1-6
Allowing 70-79 points	2-8	0-7
Allowing 60-69 points	8-4	0-2
Allowing fewer than 60 pts.	3-1	1-0
Following a win	4-8	1-1
Following a loss	7-11	1-14
More bench points than opp.	10-15	2-8
Fewer bench pts. than opp.	3-3	0-7
Bench points are even	0-1	0-0
in November	5-1	0-7
in December	3-3	2-5
in January	3-6	0-3
in February	1-6	0-0
in March	1-3	0-0
on Monday	1-2	0-1
on Tuesday	3-2	0-5
on Wednesday	3-5	1-3
on Thursday	1-0	0-1
on Friday	0-1	0-0
on Saturday	4-7	1-4
on Sunday	1-0	0-1

LAST TIME IT HAPPENED (TEAM)

A LOUISVILLE TEAM:

Was ranked	1/25/21
Associated Press Poll (No. 25), Coaches Poll (No. 23)	
Received votes in a national poll	11/29/21
Associated Press Poll (RV)	
Played a ranked team	12/31/22
(L) 86-63 at No. 19/17 Kentucky	
Beat a ranked team	1/6/21
(W) 73-71 vs. No. 19/20 Virginia Tech	
Won 5+ straight	12/22/20 - 1/13/21 (5)
Won 10+ straight	1/7/20 - 2/8/20 (10)
Won 15+ straight	2/14/13 - 11/23/13 (21)
Won 20+ straight	2/14/13 - 11/23/13 (21)
Lost 5+ straight	12/20/22 - 1/11/23 (6)
Scored 100 pts	11/13/18
(W) 104-54 vs. Southern	
Scored 100 pts on the road	1/24/17
(W) 106-51 at Pittsburgh	
Scored 100 pts and lost	2/9/13
(L) 104-101 (5OT) at No. 25/RV Notre Dame	
Allowed 100 pts	2/9/13
(L) 104-101 (5OT) at No. 25/RV Notre Dame	
Allowed 100 pts at home	2/11/01
(L) 106-72 vs. Charlotte	
Allowed 100 pts and won	3/4/74
(W) 117-107 vs. Illinois State	
Scored fewer than 50 pts	11/22/22
(L) 70-38 vs. #21/20 Texas Tech	
Allowed fewer than 50 pts	11/25/20
(W) 79-44 vs. Evansville	
Scored 60 points in a half	12/5/15
(W) 111-63 vs. Grand Canyon	
Allowed 60 points in a half	12/20/97
(L) 94-86 vs. Georgia Tech	
Scored fewer than 20 pts in a half	11/22/22
(L) 70-38 vs. #21/20 Texas Tech (13 pts, first half)	
Allowed fewer than 20 pts in a half	11/25/20
(W) 79-44 vs. Evansville	
Grabbed 60 or more rebounds	11/17/14
(W) 88-39 vs. Jacksonville State	
Allowed 60 or more rebounds	1/4/94
(W) 132-87 vs. George Mason	
Back-to-back 20-point wins	2020
11/29/20 • (W) 86-64 vs. Prairie View A&M	
12/1/20 • (W) 75-54 vs. Western Kentucky	
30-point win	11/25/20
(W) 79-44 vs. Evansville	
Back-to-back 30-point wins	2016
12/10/16 • (W) 102-71 vs. Texas Southern	
12/17/16 • (W) 87-56 vs. Eastern Kentucky	
40-point win	12/5/18
(W) 86-41 vs. Central Arkansas	
Back-to-back 40-point wins	2012
12/4/12 • (W) 80-38 at College at Charleston	
12/8/12 • (W) 99-47 vs. Missouri-Kansas City	
50-point win	11/13/18
(W) 104-54 vs. Southern	

60-point win	11/24/14
(W) 87-26 vs. Savannah State	
70-point win	12/2/44
(W) 99-27 vs. Georgetown College	
30-point loss	11/22/22
(L) 70-38 vs. Texas Tech	
Played in OT game	2/1/22
(L) 90-83 (OT) vs. North Carolina	
Played in a 2OT game	1/16/18
(W) 82-78 (2OT) at Notre Dame	
Played in a 3OT game	2/9/13
(L) 104-101 (5OT) at No. 25/RV Notre Dame	
Played in back-to-back OT games	2018
11/23/18 • (L) 77-74 (OT) vs. Marquette	
11/27/18 • (W) 82-78 (OT) vs. No. 9/8 Michigan State	
Had 5 players in double figures	12/14/22
(W) 94-83 vs. Western Kentucky	
Had 6 players in double figures	2/5/20
(W) 86-76 vs. Wake Forest	
Had 7 players in double figures	12/17/11
(W) 95-87 vs. Memphis	
Had 8 players in double figures	Never
Has not happened	
Had 2 double-figure rebounders	11/27/21
Malik Williams (12) and Jae'Lyn Withers (11) vs. Maryland	
Had two 20-point scorers	1/7/23
Mike James (24) and El Ellis (20) vs. Wake Forest	
Had three 20-point scorers	12/9/14
(W) 94-74 vs. Indiana	
Had two 25-point scorers	12/27/10
Preston Knowles (31) and Kyle Kuric (25) vs. Morgan State	
Had 15+ 3FGs	2/1/22
15-of-35 vs. North Carolina	
Allowed 15+ 3FGs	1/22/22
15-of-23 vs. Notre Dame	
Held opponent under 35.0% shooting	12/17/22
34.4% (22-of-64) vs. Florida A&M	
Recorded 25+ assists	12/31/13
28 at Central Florida	
Recorded 10+ blocks	3/7/18
10 vs. Florida State	
Recorded 15+ blocks	12/6/17
15 vs. Siena	
Committed fewer than 5 TOs	3/6/21
3 vs. No. 21/20 Virginia	
Committed 25+ TOs	1/31/09
26 vs. West Virginia	
Forced 25+ TOs	12/5/14
25 vs. Florida International	
Shot 60% from the field	11/29/20
60.9% (28-of-46) vs. Prairie View A&M	
Shot 70% from the field	02/27/93
70.0% (35-of-50) vs. No. 16/17 Tulane	
Shot 90% from FT line (min. 10)	2/1/20
90.9% (10-of-11) at North Carolina State	

LAST TIME IT HAPPENED (INDIVIDUAL)

A LOUISVILLE INDIVIDUAL:

Scored 25 pts	12/14/22
El Ellis (30) vs. Western Kentucky	
Scored 30 pts	12/14/22
El Ellis (30) vs. Western Kentucky	
Scored 40 pts	3/14/14
Russ Smith (42) vs. Houston	
Scored 50 pts	Never
Record is 45 by Wes Unseld vs. Georgetown College, 12/1/67	
Scored 20 pts in a half	2/1/22
El Ellis (20, 2nd half) vs. North Carolina	
Had 15 rebounds	12/17/22
Sydney Curry (19) vs. Florida A&M	
Had 20 rebounds	12/1/01
Ellis Myles (23) vs. Tennessee State	
Had 25 rebounds	1/17/70
Mike Grosso (26) vs. Stetson	
Had 20 pts and 20 rebs	2/27/88
Pervis Ellison (21 pts, 22 rebs) at Virginia Tech	
Had 10 assists	12/14/22
El Ellis (10) vs. Western Kentucky	
Had 5 blocks	3/7/18
Anas Mahmoud (5) vs. Florida State	
Had 5 steals	11/12/22
Jae'Lyn Withers (5) vs. Wright State	
Had a double-double	12/22/22
Brandon Huntley-Hatfield (12 pts, 12 rebs) at NC State	
Two players had a double-double	2/1/21
David Johnson (24 p, 10r), Samuel Williams (20 p, 18r) vs. Georgia Tech	
Had a triple-double	1/19/08
Terrence Williams (10 pts, 10 rebs, 10 asts) at Seton Hall	
Had a four-point play	2/5/20
Ryan McMahon vs. Wake Forest	

AN OPPOSING INDIVIDUAL:

Scored 30 pts	12/10/21
David Jones, DePaul (33)	
Scored 40 pts	1/11/17
Jamel Artis, Pittsburgh (43)	
Scored 20 pts in a half	1/8/22
Caleb Mills, Florida State (23, 1st half)	
Had 15 rebounds	2/21/22
Armando Bacot, North Carolina (15)	
Had 20 rebounds	2/1/22
Armando Bacot, North Carolina (22)	
Had 20 pts and 20 rebs	11/23/94
Dwayne Whitfield, Jackson State (24 pts, 21 rebs)	
Had 10 assists	1/24/22
Reece Beekman, Virginia (11)	
Had 5 blocks	12/10/22
Naheem McLeod, Florida State (6)	
Had 5 steals	3/5/22
Reece Beekman, Virginia (5)	
Had a double-double	1/11/23
Hunter Tyson, Clemson (28 pts, 11 rebs)	

TOP LOUISVILLE EFFORTS SINCE 2002-03

Longest winning streak (single-season): 17 games (2002-03)

Longest winning streak (multiple-season span): 21 games (last 16 G of 2012-13, first 5 G of 2013-14)

Longest conference winning streak: 10, three times -- 2008-09, 2012-13, & 2019-20 seasons

Longest losing streak: 9 games (2022-23)

Longest conference losing streak: 7 games (2021-22)

Most points scored in a game: 114 vs. Western Kentucky, 12-22-10 (UL 114, WKU 82)

Fewest points scored in a game: 38 vs. #21/20 Texas Tech, 11-22-22 (TTU 70, UL 38)

Most points allowed in a game: 104 vs. Notre Dame, 2-9-13 (UND 104, UL 101, 5 ot)

Fewest points allowed in a game: 26 vs. Savannah State, 11-24-14 (UL 87, SSU 26)

Fewest points allowed in a conference game: 31 vs. Rutgers, 3-13-14 (UL 92, RU 31)

Largest margin of victory: 64 vs. Morehead St., 12-27-04 (UL 104, USA 40)

Largest margin of victory in a conference game: 61 vs. Rutgers, 3-13-14 (UL 92, RU 31)

Largest losing margin: 37 at Wisconsin, 12-19-20 (UW 85, UL 48)

Fewest points scored in a win: 45 vs. Cleveland State, 11-26-14 (UL 45, CSU 33)

Most points allowed in a win: 90 vs. Virginia Tech, 2-18-17 (UL 94, VT 90)

Most points scored in a loss: 101 vs. Notre Dame, 2-9-13 (UND 104, UL 101, 5 ot)

Fewest points allowed in a loss: 52 vs. Drexel, 12-14-10 (DU 52, UL 46); vs. Syracuse, 2-13-12 (SU 52, UL 51); vs. Virginia, 2-17-15 (UVa 52, UL 47)

Largest deficit overcome to win a game: 20 vs. West Virginia, 3-26-05 (UL 18, WVU 38)

Largest lead given up in a loss: 23 vs. Duke, 2-12-19 (UL 59, DU 36)

Highest shooting percentage: .667 vs. North Carolina Central, 11-17-19 (UL 87, UNCC 58)

Highest shooting percentage in a conference game: .652 vs. Pittsburgh, 1-25-15 (UL 80, Pitt 68)

Lowest shooting percentage: .224 vs. #21/20 Texas Tech, 11-22-22 (TTU 70, UL 38)

Lowest shooting percentage in a conference game: .259 vs. Syracuse, 2-20-19 (Syracuse 69, UL 49)

Highest 3-point percentage: .778 vs. Memphis, 2-4-04 (UL 58, UM 62)

Highest 3-point percentage in a conference game: .778 vs. Memphis, 2-4-04 (UL 58, UM 62)

Lowest 3-point percentage: .000 vs. Pittsburgh, 2-11-15 (UL 69, Pitt 56)

Lowest 3-point percentage in a conference game: .000 vs. Pittsburgh, 2-11-15 (UL 69, Pitt 56)

Most 3-pointers: 22 vs. Hartford, 11-17-07 (UL 104, UH 69)

Free throws made: 42 vs. Nicholls, 11-8-18 (in 55 attempts; UL 85, NSU 72)

Most assists: 34 vs. VMI, 12-23-04 (UL 107, VMI 56)

Most blocked shots: 18 vs. Holy Cross, 12-7-03 (UL 56, HC 40)



KENNY PAYNE FILE

PERSONAL

Born: Nov. 25, 1966

Hometown: Laurel, Miss.

Alma Mater: Louisville (finished career in 1989, graduated in 2003)

Wife: Michelle

Children: Alexis and Alexander (Zan)

COACHING CAREER

2004-09: Oregon (Assistant Coach)

2010-14: Kentucky (Assistant Coach)

2014-20: Kentucky (Associate Head Coach)

2020-22: New York Knicks (Assistant Coach)

2022-present: Louisville (Head Coach)

Kenny Payne, a veteran college and NBA coach with seventeen years of coaching experience and a former Cardinal basketball great, was named the new head men's basketball coach at the University of Louisville on March 18, 2022.

Payne most recently served as an assistant coach with the NBA's New York Knicks after 15 years as a college assistant or associate head coach with both the University of Oregon and the University of Kentucky.

Payne's contract with the Cardinals will be for six years, extending through the 2027-28 season. He is just the sixth head coach to guide the Cardinals in the last 48 years, following Denny Crum (1971-2001), Rick Pitino (2001-17), David Padgett (2017-18, interim), Chris Mack (2018-22) and Mike Pegues (2021-22, interim). Payne is the 23rd head coach in Louisville's 108-year history, the ninth in the past 77 years, and just the fourth since 1971, excluding interim coaches.

Payne has been a part of successful coaching staffs. The Knicks posted a 41-31 record in 2020-21, finishing fourth in the NBA Eastern Conference

HEAD COACH KENNY PAYNE

CAREER RECORD: 2-15 (FIRST SEASON)
RECORD AT LOUISVILLE: 2-15 (FIRST SEASON)



and were 35-45 through April 6. While an assistant at Oregon and Kentucky, he reached four Final Fours, participated in 10 NCAA Tournaments (two at Oregon) and won six conference tournaments (one at Oregon), compiling a collective 395-165 record (.705).

The 2006-07 Oregon team advanced to the NCAA Elite Eight for only the fifth time in school history at that time. Kentucky reached the Final Four in 2011, 2012, 2014 and 2015 with Payne, winning the 2012 NCAA Championship.

Coming into the 2022-23 season, Payne was the only Division I men's basketball coach in the country who was an NBA Draft pick and also won

national championships as a player and a coach (including as an assistant).

Payne was honored in the A STEP UP Assistant Coaches Hall of Fame Class of 2020 for his track record of success, outstanding and significant contributions to the game, as well as his high character, integrity and respect among colleagues.

Payne, who served as associate head coach at Kentucky from 2014-20, played a key role in assembling 11 impressive recruiting classes while at Kentucky, all of which were among the nation's top three and five that were recognized as the No. 1 class, plus he helped gather a top 20 class at Oregon.

He has been nationally recognized for player development. In Payne's 10 years at Kentucky, the Wildcats had a player selected in the NBA Draft lottery and had multiple players picked in the first round in every year, including two overall No. 1 selections. In addition, three Oregon players were selected in the first and second rounds of the NBA Draft in Payne's time there.


As a student-athlete at UofL, Payne scored 1,083 points in his four years (1985-86), connecting on 40.1 percent of his career three-point goals (85-of-212, fourth-highest in UofL history). He was a member of Louisville's 1986 NCAA Championship team as a freshman and during his collegiate career, Louisville participated in three NCAA Sweet 16s and won three Metro Conference championships and three Metro tournament titles while posting a combined 98-41 record.

As a senior playing under Hall of Fame Coach Denny Crum, Payne averaged 14.5 points and 5.7 rebounds and was named to the All-Metro Conference second team as Louisville posted a 24-9 record and reached the NCAA Sweet 16.

He was selected in the first round of the 1989 NBA Draft with the 19th overall pick by the Philadelphia 76ers, where he played four seasons (1989-93). He continued to play professional basketball abroad and in the Continental Basketball Association until 2000, with stops at the CBA Tri-Cities (Washington) and with teams in Italy, Japan, Brazil, the Philippines, Cypress, China, Argentina and Australia.

Payne earned a Bachelor of Science degree in sport administration from Louisville in 2003.

He and his wife, Michelle, have two children: Alexis and Alexander (Zan), who is a graduate senior on the UofL basketball team.



HEAD COACHES WHO WERE NBA DRAFT PICKS

Coach	Year	Round/Pick	Team
Steve Alford, Nevada	1987	Round 2, 26th Pick	Dallas Mavericks
Tommy Amaker, Harvard	1987	Round 3, 9th Pick	Seattle Super Sonics
Tony Bennett, Virginia	1992	Round 2, 8th Pick	Charlotte Hornets
Alvin Brooks, Lamar	1981	Round 10, 17th Pick	San Antonio Spurs
Speedy Claxton, Hofstra	2000	Round 1, 20th Pick	Philadelphia 76ers
Hubert Davis, North Carolina	1992	Round 1, 20th Pick	New York Knicks
Johnny Dawkins, UCF	1986	Round 1, 10th Pick	San Antonio Spurs
Jamie Dixon, TCU	1987	Round 7, 150th Pick	Washington Bullets
Juan Dixon, Coppin State	2002	Round 1, 17th Pick	Washington Wizards
Bryce Drew, Grand Canyon	1998	Round 1, 16th Pick	Houston Rockets
Kim English, George Mason	2012	Round 2, 14th Pick	Detroit Piston
Patrick Ewing, Georgetown	1985	Round 1, 1st Pick	New York Knicks
Penny Hardaway, Memphis	1993	Round 1, 3rd Pick	Golden St. Warriors
Steve Henson, UTSA	1990	Round 2, 44th Pick	Milwaukee Bucks
Fred Hoiberg, Nebraska	1995	Round 2, 52nd Pick	Indiana Pacers
Juwan Howard, Michigan	1994	Round 1, 5th Pick	Washington Bullets
Bobby Hurley, Arizona State	1993	Round 1, 7th Pick	Sacramento Kings
Jeff Jones, Old Dominion	1982	Round 4, 8th Pick	Indiana Pacers
Mike Jones, UNC Greensboro	1988	Round 3, 13th Pick	Milwaukee Bucks
Jim Larranaga, Miami	1971	Round 6, 11th Pick	Detroit Pistons
Jim Les, UC Davis	1986	Round 3, 23rd Pick	Atlanta Hawks
Mark Madsen, Utah Valley	2000	Round 1, 29th Pick	Los Angeles Lakers
Aaron McKie, Temple	1994	Round 1, 17th Pick	Portland Trail Blazers
Kenny Payne, Louisville	1989	Round 1, 19th Pick	Philadelphia 76ers
Mark Pope, BYU	1996	Round 2, 23rd Pick	Indiana Pacers
Lorenzo Romar, Pepperdine	1980	Round 7, 141st Pick	Golden St. Warriors
Jerry Stackhouse, Vanderbilt	1995	Round 1, 3rd Pick	Philadelphia 76ers
Rod Strickland, LIU	1988	Round 1, 19th Pick	New York Knicks
Reggie Theus, Bethune	1978	Round 1, 9th Pick	Chicago Bulls
Darrell Walker, Little Rock	1983	Round 1, 12th Pick	New York Knicks
Mike Woodson, Indiana	1980	Round 1, 12th Pick	New York Knicks
Mo Williams, Jackson State	2003	Round 2, 47th Pick	Utah Jazz

HEAD COACHES TO WIN NATIONAL TITLE AS PLAYER AND COACH

Coach	National Title as Player	National Title as Coach
Nate James, Austin Peay	Duke (2001)	Duke (2010, assistant)
Kenny Payne, Louisville	Louisville (1986)	Kentucky (2012, assistant)
Jon Scheyer, Duke	Duke (2010)	Duke (2015, assistant)

Kenny Payne is the only Division I men's basketball head coach in the country who was a NBA Draft pick, as well as a national champion as a player and a coach.



#0 DEVIN REE

FRESHMAN | FORWARD | 6-8 | 180 | HS
JACKSON, MISS. (OAK HILL ACADEMY)

Years at UoFL: 1 | Years in college: 1 | Eligibility (including this year): 4

Opp.	GS	Min	FG	A	Pct	3FG	A	Pct	FT	A	Pct	O	D	T	PF	FO	A	TO	B	S	Pts
BELLARMINE	DNP																				
WRIGHT STATE	DNP																				
APPALACHIAN ST.	DNP																				
vs. Arkansas	3	0	0	.000	0	0	.000	0	0	.000	0	0	0	1	0	0	1	0	0	0	0
vs. Texas Tech	2	0	0	.000	0	0	.000	2	2	1.000	0	0	0	0	0	0	0	0	2	0	2
vs. Cincinnati	DNP																				
MARYLAND	12	2	5	.400	1	3	.333	0	0	.000	0	2	2	0	0	0	0	0	0	0	5
MIAMI*	6	1	1	1.000	0	0	.000	0	0	.000	0	0	0	0	0	0	0	0	1	2	2
at Florida State*	5	1	2	.500	0	1	.000	0	0	.000	0	0	0	0	0	0	0	1	0	0	2
WESTERN KY.	DNP																				
FLORIDA A&M	DNP																				
LIPSCOMB	DNP																				
at NC State*	3	0	0	.000	0	0	.000	0	0	.000	0	0	0	0	0	0	0	1	0	0	0
at Kentucky	2	0	0	.000	0	0	.000	0	0	.000	0	1	1	0	0	0	0	0	0	0	0
SYRACUSE*	DNP																				
WAKE FOREST*	DNP																				
at Clemson*	DNP																				
NORTH CAROLINA*																					
PITTSBURGH*																					
at Boston College*																					
at Notre Dame*																					
GEORGIA TECH*																					
FLORIDA STATE*																					
at Pittsburgh*																					
at Miami*																					
VIRGINIA*																					
CLEMSON*																					
at Duke*																					
at Georgia Tech*																					
VIRGINIA TECH*																					
at Virginia*																					

GETTING TO KNOW DEVIN REE

- Born March 11, 2004 ... Son of Teresa and Tyrone Ree ... Has two siblings: Kendrick and Kelsey... Major is business.
- Personal goal at UoFL is to get all A's.
- Chose to attend UoFL because it felt like home, and because the coaches treated him like their own child.
- Enjoys playing video games in his spare time.
- The basketball player he most admires is Kevin Durant.
- Best moment of his athletic career was being ranked on ESPN.

- Few people know this, but he loves chicken.
- If you walked into his dorm room, the first thing you would notice is pictures of him and his family.
- Thinks Will Smith would play him if a movie was made about his life.
- Best athlete he's ever faced is Cam Reddish.
- When he played basketball as a kid, he always pretended he was Kevin Durant.
- He'd most like to meet Kevin Durant.
- His father had the greatest influence on his basketball career.

REE CAREER STATISTICS

Year	GP	GS	Min	Avg	FG	FGA	Pct	3FG	3FGA	Pct	FT	FTA	Pct	OReb	DReb	Reb	Avg	PF	FO	Ast	TO	Blk	Stl	Pts	Avg
2022-23	7	0	32	4.6	4	8	.500	1	4	.250	2	2	1.000	0	3	3	0.4	1	0	0	2	3	1	11	1.6
TOTAL	7	0	32	4.6	4	8	.500	1	4	.250	2	2	1.000	0	3	3	0.4	1	0	0	2	3	1	11	1.6

SEASON/UOFL CAREER HIGHS

POINTS

Season 5, vs. Maryland, 11/29/22
Career Same

REBOUNDS

Season 2, vs. Maryland, 11/29/22
Career Same

FIELD GOALS

Season 2, vs. Maryland, 11/29/22
Career Same

FIELD GOALS ATTEMPTED

Season 5, vs. Maryland, 11/29/22
Career Same

THREE-POINT FIELD GOALS

Season 1, vs. Maryland, 11/29/22
Career Same

THREE-POINT FIELD GOALS ATTEMPTED

Season 3, vs. Maryland, 11/29/22
Career Same

FREE THROWS

Season 2, vs. Texas Tech, 11/22/22
Career Same

FREE THROWS ATTEMPTED

Season 2, vs. Texas Tech, 11/22/22
Career Same

ASSISTS

Season 0
Career Same

BLOCKED SHOTS

Season 2, vs. Texas Tech, 11/22/22
Career Same

STEALS


Season 1, vs. Miami, 12/4/22
Career Same

MINUTES PLAYED

Season 12, vs. Maryland, 11/29/22
Career Same

DEVIN REE FILE

- Scored career-high five points with his first made field goals against Maryland on Nov. 29
- Scored his first two points and blocked two shots against Texas Tech on Nov. 22
- Played the 2021-22 season at Oak Hill Academy in Mouth of Wilson, Va., where he averaged 11.6 points, 4.8 rebounds and shot 44 percent from 3-point range
- Ranked as the No. 78 player in the nation in the 2022 ESPN 100, No. 82 in the 247Sports Composite rankings, and No. 123 by Rivals.com; he was the top-ranked player in the state of Mississippi
- As a junior in 2020-21, Ree was a first team all-state selection at Terry (Miss.) High School, where he averaged 23.2 points, 12 rebounds, five assists, three blocked shots and two steals



#1 MIKE JAMES

**RS FRESHMAN | GUARD/FORWARD | 6-5 | 215 | RS
ORLANDO, FLA. (OAK RIDGE HS)**

Years at UoFL: 2 | Years in college: 2 | Eligibility (including this year): 4

Opp.	GS	Min	FG	A	Pct	3FG	A	Pct	FT	A	Pct	O	D	T	PF	FO	A	TO	B	S	Pts
BELLARMINE	*	33	5	8	.625	3	5	.600	3	3	1.000	0	4	4	2	0	3	1	1	0	16
WRIGHT STATE	*	33	3	6	.500	1	2	.500	1	1	1.000	1	4	5	1	0	1	4	0	0	8
APPALACHIAN ST.	*	30	2	4	.500	1	3	.333	4	6	.667	0	4	4	3	0	1	2	1	0	9
vs. Arkansas	*	35	0	2	.000	0	1	.000	3	4	.750	1	0	1	1	0	1	2	1	1	3
vs. Texas Tech	*	28	0	2	.000	0	2	.000	4	4	1.000	0	2	2	4	0	0	3	1	0	4
vs. Cincinnati	*	33	2	4	.500	0	1	.000	0	1	.000	0	1	1	0	0	0	2	0	3	4
MARYLAND	*	24	3	8	.375	0	1	.000	0	0	.000	2	2	4	3	0	0	2	0	0	6
MIAMI*	*	30	2	5	.400	0	2	.000	5	6	.833	1	5	6	1	0	0	3	0	0	9
at Florida State*	*	25	3	5	.600	3	4	.750	0	0	.000	0	0	0	2	0	2	2	0	0	9
WESTERN KY.	*	23	1	2	.500	0	0	.000	2	2	1.000	0	4	4	3	0	1	0	0	0	4
FLORIDA A&M	*	24	1	5	.200	0	2	.000	3	4	.750	1	1	2	3	0	0	4	0	1	5
LIPSCOMB	*	31	1	5	.200	0	2	.000	0	0	.000	0	2	2	2	0	2	2	1	0	2
at NC State*	*	35	5	6	.833	0	1	.000	0	1	.000	0	5	5	5	1	0	3	2	2	10
at Kentucky	*	30	3	9	.333	1	3	.333	1	1	1.000	1	1	2	2	0	1	3	0	1	8
SYRACUSE*	*	33	7	12	.583	4	6	.667	1	2	.500	1	3	4	3	0	2	3	1	1	19
WAKE FOREST*	*	32	9	16	.563	5	9	.556	1	4	.250	2	6	8	1	0	0	2	0	2	24
at Clemson*	*	35	4	10	.400	0	2	.000	9	11	.818	2	3	5	4	0	1	0	0	1	17
NORTH CAROLINA*																					
PITTSBURGH*																					
at Boston College*																					
at Notre Dame*																					
GEORGIA TECH*																					
FLORIDA STATE*																					
at Pittsburgh*																					
at Miami*																					
VIRGINIA*																					
CLEMSON*																					
at Duke*																					
at Georgia Tech*																					
VIRGINIA TECH*																					
at Virginia*																					

GETTING TO KNOW MIKE JAMES

- Born Sept. 9, 2002 ... Son of Serena and Douglas James ... Has two older sisters, Mikayla and Daesha ... Major is sport administration.
- Personal goal at UoFL is to win a national championship.
- Enjoys playing video games in his spare time.
- Chose to attend UoFL because "it was the best fit for me."
- His father Douglas and mother Serena had the greatest influence on his athletic career.
- When playing basketball as a kid, he pretended he was LeBron James.

- Best thing about being a Cardinal is the culture.
- If you walked into his dorm room, the first thing you would notice is how neat it is.
- Best basketball advice given to him was to work hard all of the time.
- Best moment of his athletic career was committing to UoFL.
- Feels like Damson Idris would be the best actor to play him in a movie.
- Best athlete he ever faced was Jayson Tatum.

SEASON/UOFL CAREER HIGHS

POINTS

Season 24, vs. Wake Forest, 1/7/23
Career Same

REBOUNDS

Season 8, vs. Wake Forest, 1/7/23
Career Same

FIELD GOALS

Season 9, vs. Wake Forest, 1/7/23
Career Same

FIELD GOALS ATTEMPTED

Season 16, vs. Wake Forest, 1/7/23
Career Same

THREE-POINT FIELD GOALS

Season 5, vs. Wake Forest, 1/7/23
Career Same

THREE-POINT FIELD GOALS ATTEMPTED

Season 9, vs. Wake Forest, 1/7/23
Career Same

FREE THROWS

Season 9, at Clemson, 1/11/23
Career Same

FREE THROWS ATTEMPTED

Season 11, at Clemson, 1/11/23
Career Same

ASSISTS

Season 3, vs. Bellarmine, 11/9/22
Career Same

BLOCKED SHOTS

Season 2, at NC State, 12/22/22
Career Same

STEALS

Season 3, vs. Cincinnati, 11/23/22
Career Same

MINUTES PLAYED

Season 35, 3x, last at Clemson, 1/11/23
Career Same

MIKE JAMES FILE

- Named ACC Rookie of the Week on Jan. 9 after averaging 21.5 points vs. Syracuse & Wake Forest
- Scored career-high 24 points and eight rebounds with five made 3s vs. Wake Forest on Jan. 7
- Scored 16 points vs. Bellarmine on Nov. 9, the fifth-most ever by a Cardinal freshman in their debut
- Suffered a torn Achilles tendon in his left leg in practice on Oct. 6, 2021 and missed the entire 2021-22 season
- He had successful surgery on Oct. 8, 2021, to repair the injury and has been fully cleared to return
- Averaged 19.4 points, 10.8 rebounds, 2.5 assists and 1.2 blocked shots points per game to lead Oak Ridge High School to state 7A semifinals as senior
- James was ranked No. 66 nationally by Rivals.com, No. 77 in the 247Sports national composite

JAMES CAREER STATISTICS

Year	GP	GS	Min	Avg	FG	FGA	Pct	3FG	3FGA	Pct	FT	FTA	Pct	OReb	DReb	Reb	Avg	PF	FO	Ast	TO	Blk	Stl	Pts	Avg
2021-22	Redshirted due to injury																								
2022-23	17	17	514	30.2	51	109	.468	18	46	.391	37	50	.740	12	47	59	3.5	40	1	15	38	8	12	157	9.2
TOTAL	17	17	514	30.2	51	109	.468	18	46	.391	37	50	.740	12	47	59	3.5	40	1	15	38	8	12	157	9.2



#3 EL ELLIS

SENIOR | GUARD | 6-3 | 180 | 1L
DURHAM, N.C. (TALLAHASSEE COMMUNITY COLLEGE)
Years at UofL: 2 | Years in college: 4 | Eligibility (including this year): 2

Opp.	GS	Min	FG	A	Pct	3FG	A	Pct	FT	A	Pct	O	D	T	PF	FO	A	TO	B	S	Pts
BELLARMINE	*	40	5	15	.333	4	11	.364	0	1	.000	0	3	3	1	0	5	3	0	0	14
WRIGHT STATE	*	34	12	20	.600	2	5	.400	3	3	1.000	1	1	2	1	0	2	8	0	0	29
APPALACHIAN ST.	*	39	8	18	.444	4	11	.364	9	11	.818	0	3	3	2	0	3	5	0	0	29
vs. Arkansas	*	31	4	16	.250	2	5	.400	1	2	.500	0	3	3	0	0	2	7	0	0	11
vs. Texas Tech	*	32	3	11	.273	1	6	.167	0	2	.000	0	1	1	0	0	3	3	0	1	7
vs. Cincinnati	*	37	5	14	.357	0	2	.000	3	4	.750	0	1	1	0	0	6	3	0	1	13
MARYLAND	*	32	6	16	.375	2	7	.286	1	2	.500	0	2	2	2	0	3	4	0	1	15
MIAMI*	*	28	1	10	.100	0	3	.000	5	6	.833	2	1	3	2	0	3	6	0	0	7
at Florida State*	*	33	5	17	.294	2	7	.286	3	5	.600	0	3	3	3	0	4	5	0	0	15
WESTERN KY.	*	40	10	19	.526	4	7	.571	6	7	.857	0	4	4	1	0	10	5	0	1	30
FLORIDA A&M	*	34	4	9	.444	0	3	.000	5	7	.714	0	2	2	3	0	7	5	0	2	13
LIPSCOMB	*	40	6	14	.429	4	9	.444	8	10	.800	0	2	2	1	0	6	5	0	1	24
at NC State*	*	36	2	9	.222	1	2	.500	10	11	.909	1	3	4	0	0	2	5	1	1	15
at Kentucky	*	36	7	16	.438	1	6	.167	8	10	.800	0	1	1	1	0	2	2	0	4	23
SYRACUSE*	*	40	7	14	.500	4	8	.500	2	2	1.000	2	2	4	2	0	9	4	0	3	20
WAKE FOREST*	*	36	7	13	.538	1	6	.167	5	9	.556	0	3	3	4	0	8	2	0	2	20
at Clemson*	*	40	4	16	.250	2	4	.500	2	3	.667	0	3	3	2	0	5	3	0	3	12
NORTH CAROLINA*																					
PITTSBURGH*																					
at Boston College*																					
at Notre Dame*																					
GEORGIA TECH*																					
FLORIDA STATE*																					
at Pittsburgh*																					
at Miami*																					
VIRGINIA*																					
CLEMSON*																					
at Duke*																					
at Georgia Tech*																					
VIRGINIA TECH*																					
at Virginia*																					

GETTING TO KNOW EL ELLIS

- Born Dec. 18, 1999 ... Son of Tasha McArthur and Elbert Ellis, Jr. ... Has two siblings, Deon McArthur and Mannie Ellis ... Major is sport administration.
- Best moment of his athletic career to date was being able to have big games against Duke and UNC.
- Personal goal at UofL is "getting Louisville back to that winning culture."

- Enjoys roller skating and bowling in his spare time.
- Chose to attend UofL because he "wanted to play for one of the best programs in the ACC."
- Wears uniform number 3 because he is the third person in his family with his name, officially Elbert Ellis III.
- When playing basketball as a kid, he pretended he was Kobe Bryant.

SEASON/UOFL CAREER HIGHS

POINTS

Season 30, vs. Western Kentucky, 12/14/22
Career Same

REBOUNDS

Season 4, 3x, last vs. Syracuse, 1/3/23
Career 6, vs. Boston College, 1/19/22

FIELD GOALS

Season 12, vs. Wright State, 11/12/22
Career Same

FIELD GOALS ATTEMPTED

Season 20, vs. Wright State, 11/12/22
Career 21, vs. North Carolina, 2/1/22

THREE-POINT FIELD GOALS

Season 4, 5x, last vs. Syracuse, 1/3/23
Career 5, vs. North Carolina, 2/1/22

THREE-POINT FIELD GOALS ATTEMPTED

Season 11, 2x, last vs. App State, 11/15/22
Career 11, 3x, last vs. App State, 11/15/22

FREE THROWS

Season 10, at NC State, 12/22/22
Career Same

FREE THROWS ATTEMPTED

Season 11, 2x, last at NC State, 12/22/22
Career Same

ASSISTS

Season 10, vs. Western Kentucky, 12/14/22
Career Same

BLOCKED SHOTS

Season 1, at NC State, 12/22/22
Career Same

STEALS

Season 4, at Kentucky, 12/31/22
Career Same

MINUTES PLAYED


Season 40, 5x, last at Clemson, 1/11/23
Career Same

EL ELLIS FILE

- Averaging 19.6 points, 6.1 assists, 2.9 rebounds and 2.1 steals over the last eight games
- Had career-high 30 points and 10 assists against Western Kentucky on Dec. 14, becoming first UofL player to hit those marks since Reece Gaines in '02
- Scored a then career-high 29 points in back-to-back games vs. Wright State and App State in Nov.
- Athletic guard who was third on the team in assists (51 total in 32 games), averaging 20.5 minutes of action per game as a junior in 2021-22
- Tied for the runner-up position in the ACC Sixth Man of the Year voting

ELLIS CAREER STATISTICS

Year	GP	GS	Min	Avg	FG	FGA	Pct	3FG	3FGA	Pct	FT	FTA	Pct	OReb	DReb	Reb	Avg	PF	FO	Ast	TO	Blk	Stl	Pts	Avg
At Tallahassee Community College																									
2019-20	33	25	911	27.6	169	353	.479	52	129	.403	82	97	.845	15	113	128	3.9	42	0	148	81	1	37	472	14.3
2020-21	22	21	667	30.3	125	272	.460	55	132	.417	85	112	.759	11	64	75	3.4	34	0	94	72	4	19	390	17.7
At Louisville																									
2021-22	32	9	656	20.5	96	242	.397	41	114	.360	45	65	.692	6	55	61	1.9	47	0	51	45	0	12	278	8.7
2022-23	17	17	607	35.7	96	247	.389	34	102	.333	71	95	.747	6	38	44	2.6	25	0	80	75	1	20	297	17.5
D-I TOTAL	49	26	1263	25.8	192	489	.393	75	216	.347	116	160	.725	12	93	105	2.1	72	0	131	120	1	32	575	11.7



#4 ROOSEVELT WHEELER

SOPHOMORE | FORWARD/CENTER | 6-11 | 240 | 1L
RICHMOND, VA. (JOHN MARSHALL HS)

Years at UoFL: 2 | Years in college: 2 | Eligibility (including this year): 3

Opp.	GS	Min	FG	A	Pct	3FG	A	Pct	FT	A	Pct	O	D	T	PF	FO	A	TO	B	S	Pts
BELLARMINE		19	1	3	.333	0	0	.000	1	3	.333	6	2	8	1	0	1	1	1	0	3
WRIGHT STATE		4	0	0	.000	0	0	.000	0	0	.000	1	0	1	2	0	0	0	0	0	0
APPALACHIAN ST.	DNP																				
vs. Arkansas		12	1	2	.500	0	0	.000	0	1	.000	2	2	4	1	0	0	1	0	0	2
vs. Texas Tech		11	1	1	1.000	0	0	.000	0	0	.000	0	2	2	3	0	0	0	1	0	2
vs. Cincinnati	DNP																				
MARYLAND		16	1	2	.500	0	0	.000	3	4	.750	0	4	4	2	0	1	0	0	0	5
MIAMI*		10	0	3	.000	0	0	.000	0	0	.000	0	0	0	0	0	0	0	0	1	0
at Florida State*		13	1	2	.500	0	0	.000	0	0	.000	0	0	0	1	0	0	1	0	1	2
WESTERN KY.	DNP																				
FLORIDA A&M	DNP																				
LIPSCOMB	DNP																				
at NC State*		10	0	0	.000	0	0	.000	0	0	.000	0	1	1	0	0	0	0	0	1	0
at Kentucky		6	1	2	.500	0	0	.000	1	2	.500	2	1	3	2	0	0	0	0	0	3
SYRACUSE*		4	0	1	.000	0	0	.000	0	0	.000	1	1	2	1	0	0	0	0	0	0
WAKE FOREST*		4	0	0	.000	0	0	.000	0	0	.000	1	0	1	1	0	0	1	0	0	0
at Clemson*	DNP																				
NORTH CAROLINA*																					
PITTSBURGH*																					
at Boston College*																					
at Notre Dame*																					
GEORGIA TECH*																					
FLORIDA STATE*																					
at Pittsburgh*																					
at Miami*																					
VIRGINIA*																					
CLEMSON*																					
at Duke*																					
at Georgia Tech*																					
VIRGINIA TECH*																					
at Virginia*																					

GETTING TO KNOW ROOSEVELT WHEELER

- Born Jan. 15, 2003 ... Son of Debra Davis and Roosevelt Wheeler, Sr. ... Has two siblings: Courtney and CJ ... Major is art.
- Personal goal at UoFL is to win a championship.
- Chose to attend UoFL because he was treated like family.
- Wears No. 4 jersey because "I come from the 404 and 804."
- Enjoys photography, drawing and playing video games in his spare time.

- His mom has had the greatest influence on his athletic career.
- Best basketball advice given to him is "never let fatigue win."
- When he played basketball as a kid, he pretended he was LeBron James.
- If you walked into his dorm room, the first thing you would notice is his hats.
- Best thing about being a Cardinal is "being with my brothers every day."

WHEELER CAREER STATISTICS

Year	GP	GS	Min	Avg	FG	FGA	Pct	3FG	3FGA	Pct	FT	FTA	Pct	OReb	DReb	Reb	Avg	PF	FO	Ast	TO	Blk	Stl	Pts	Avg
2021-22	21	0	140	6.7	12	19	.632	0	0	.000	9	12	.750	11	25	36	1.7	21	0	2	4	4	5	33	1.6
2022-23	11	0	109	9.9	6	16	.375	0	0	.000	5	10	.500	13	13	26	2.4	14	0	2	4	2	3	17	1.5
TOTAL	32	0	249	7.8	18	35	.514	0	0	.000	14	22	.636	24	38	62	1.9	35	0	4	8	6	8	50	1.6

SEASON/UOFL CAREER HIGHS

POINTS

Season 5, vs. Maryland, 11/29/22
Career 8, at Western Kentucky, 12/18/21

REBOUNDS

Season 8, vs. Bellarmine, 11/9/22
Career Same

FIELD GOALS

Season 1, 5x, last at Florida State, 12/10/22
Career 4, at Western Kentucky, 12/18/21

FIELD GOALS ATTEMPTED

Season 3, 2x, last vs. Miami, 12/4/22
Career 4, at Western Kentucky, 12/18/21

THREE-POINT FIELD GOALS

Season 0
Career Same

THREE-POINT FIELD GOALS ATTEMPTED

Season 0
Career Same

FREE THROWS

Season 3, vs. Maryland, 11/29/22
Career 4, vs. Mississippi State, 11/25/21

FREE THROWS ATTEMPTED

Season 4, vs. Maryland, 11/29/22
Career 4, 2x, last vs. Maryland, 11/29/22

ASSISTS

Season 1, 2x, last vs. Maryland, 11/29/22
Career 1, 4x, last vs. Maryland, 11/29/22

BLOCKED SHOTS

Season 1, 2x, last vs. Texas Tech, 11/22/22
Career 1, 6x, last vs. Texas Tech, 11/22/22

STEALS


Season 1, 3x, last at NC State, 12/22/22
Career 2, vs. Navy, 11/15/21

MINUTES PLAYED

Season 19, vs. Bellarmine, 11/9/22
Career 20, at Western Kentucky, 12/18/21

ROOSEVELT WHEELER FILE

- Missed WKU game on Dec. 14 with concussion-like symptoms
- Grabbed career-high eight rebounds, including six offensive, in 19 minutes off the bench against Bellarmine on Nov. 9
- Scored a career-best eight points vs. WKU (4-of-4 FGs) last season and had six points against Southeastern Louisiana
- Averaged 15.8 points, 11.9 rebounds and 4.3 blocked shots as a prep junior in 2019-20 as one of five John Marshall High School players who averaged double figures in scoring
- Ranked No. 43 nationally by Rivals.com, 69th in the 247Sports.com composite rankings and No. 82 in the ESPN 100



#5 BRANDON HUNTLEY-HATFIELD

SOPHOMORE | FORWARD | 6-10 | 250 | TR
CLARKSVILLE, TENN. (UNIV. OF TENNESSEE)
Years at UoFL: 1 | Years in college: 2 | Eligibility (including this year): 3

Opp.	GS	Min	FG	A	Pct	3FG	A	Pct	FT	A	Pct	O	D	T	PF	FO	A	TO	B	S	Pts
BELLARMINE	*	21	4	4	1.000	1	1	1.000	0	0	.000	3	7	10	3	0	3	1	1	0	9
WRIGHT STATE	*	33	4	10	.400	0	2	.000	2	2	1.000	1	5	6	0	0	2	1	0	1	10
APPALACHIAN ST.	*	38	5	8	.625	0	0	.000	2	4	.500	3	7	10	2	0	0	2	0	1	12
vs. Arkansas	*	23	0	2	.000	0	1	.000	1	2	.500	0	2	2	3	0	0	3	0	1	1
vs. Texas Tech	*	22	0	4	.000	0	0	.000	3	4	.750	0	3	3	2	0	0	3	0	4	3
vs. Cincinnati	*	30	4	9	.444	0	1	.000	7	8	.875	0	3	3	1	0	0	1	1	0	15
MARYLAND	*	32	3	7	.429	0	1	.000	2	2	1.000	1	7	8	0	0	0	2	3	1	8
MIAMI*	*	32	4	11	.364	0	1	.000	2	2	1.000	3	5	8	0	0	0	2	0	0	10
at Florida State*	*	26	1	5	.200	0	0	.000	0	2	.000	3	3	6	2	0	0	2	1	0	2
WESTERN KY.	*	26	4	6	.667	2	3	.667	1	1	1.000	0	1	1	3	0	0	1	1	0	11
FLORIDA A&M	*	28	3	6	.500	0	1	.000	2	2	1.000	3	6	9	0	0	1	0	3	0	8
LIPSCOMB	*	23	1	6	.167	0	0	.000	2	2	1.000	1	3	4	2	0	0	1	0	1	4
at NC State*	*	38	5	7	.714	1	1	1.000	1	3	.333	3	9	12	1	0	1	3	0	2	12
at Kentucky	*	31	5	7	.714	0	0	.000	0	0	.000	0	4	4	3	0	1	4	1	0	10
SYRACUSE*	*	31	3	4	.750	0	0	.000	0	0	.000	3	5	8	3	0	2	4	2	1	6
WAKE FOREST*	*	23	1	2	.500	0	1	.000	0	0	.000	2	2	4	4	0	0	4	0	0	2
at Clemson*	*	17	2	5	.400	1	2	.500	0	0	.000	1	3	4	3	0	1	3	0	0	5
NORTH CAROLINA*																					
PITTSBURGH*																					
at Boston College*																					
at Notre Dame*																					
GEORGIA TECH*																					
FLORIDA STATE*																					
at Pittsburgh*																					
at Miami*																					
VIRGINIA*																					
CLEMSON*																					
at Duke*																					
at Georgia Tech*																					
VIRGINIA TECH*																					
at Virginia*																					

GETTING TO KNOW BRANDON HUNTLEY-HATFIELD

- Born Aug. 6, 2003 ... Son of Antoinette Huntley and Brian Hatfield ... Has four siblings: Danielle, Zoe, JR and Rogers ... Major is sport administration.
- Personal goal at UoFL is to win a national championship.
- Chose to attend UoFL because "I trusted that KP knew what I wanted, and he devoted himself to helping me rescue my family."
- Enjoys watching Netflix and playing Call of Duty in his spare time.
- God has had the greatest influence on his athletic career.

- Most proud of never giving up.
- Best moment of his athletic career was going to college.
- Best basketball advice given to him is to "fall in love with the process."
- When he played basketball as a kid, he pretended he was Kyrie Irving.
- Best thing about being a Cardinal is competing every day.
- The best athlete he ever faced is Michael Beasley.
- Would most like to meet Odell Beckham Jr., Gervonta Davis and LeBron James

SEASON/UOFL CAREER HIGHS

POINTS

Season 15, vs. Cincinnati, 11/23/22
Career Same

REBOUNDS

Season 12, at NC State, 12/22/22
Career Same

FIELD GOALS

Season 5, 3x, last at Kentucky, 12/31/22
Career Same

FIELD GOALS ATTEMPTED

Season 11, vs. Miami, 12/4/22
Career Same

THREE-POINT FIELD GOALS

Season 2, vs. Western Kentucky, 12/14/22
Career Same

THREE-POINT FIELD GOALS ATTEMPTED

Season 3, vs. Western Kentucky, 12/14/22
Career Same

FREE THROWS

Season 7, vs. Cincinnati, 11/23/22
Career Same

FREE THROWS ATTEMPTED

Season 8, vs. Cincinnati, 11/23/22
Career Same

ASSISTS

Season 3, vs. Bellarmine, 11/9/22
Career Same

BLOCKED SHOTS

Season 3, 2x, last vs. Florida A&M, 12/17/22
Career Same

STEALS

Season 4, vs. Texas Tech, 11/22/22
Career Same

MINUTES PLAYED

Season 38, 2x, last at NC State, 12/22/22
Career Same

HUNTLEY-HATFIELD FILE

- Recorded second career double-double with 12 points and career-high 12 rebounds in 38 minutes at NC State on Dec. 22
- Scored career-high 15 points and made 7 of 8 free throws against Cincinnati on Nov. 23
- Recorded first career double-double with 12 points and 10 rebounds vs. App State on Nov. 15
- Scored nine points with 10 rebounds in his UoFL debut against Bellarmine on Nov. 9
- Transfer from Tennessee who appeared in all 35 games with 13 starts as a freshman, averaging 3.9 points and 3.0 rebounds
- Prior to UT and before reclassification, was rated by ESPN as the nation's fourth-best overall prospect in the Class of 2022 and was No. 3 by 247sports

HUNTLEY-HATFIELD CAREER STATISTICS

Year	GP	GS	Min	Avg	FG	FGA	Pct	3FG	3FGA	Pct	FT	FTA	Pct	OReb	DReb	Reb	Avg	PF	FO	Ast	TO	Blk	Stl	Pts	Avg
At Tennessee																									
2021-22	35	13	440	12.6	59	129	.457	2	13	.154	16	27	.593	42	61	103	2.9	28	0	11	32	12	12	136	3.9
At Louisville																									
2022-23	17	17	475	27.9	49	103	.476	5	15	.333	25	34	.735	27	75	102	6.0	32	0	11	37	13	12	128	7.5
Total	52	30	914	17.6	108	233	.464	7	28	.250	41	61	.672	70	136	206	4.0	60	0	22	69	25	24	264	5.1



#11 FABIO BASILI

FRESHMAN | GUARD | 6-4 | 175 | HS
ORLANDO, FLA. (OAK RIDGE HS)

Years at UoFL: 1 | Years in college: 1 | Eligibility (including this year): 4

Opp.	GS	Min	FG	A	Pct	3FG	A	Pct	FT	A	Pct	O	D	T	PF	FO	A	TO	B	S	Pts
BELLARMINE	DNP																				
WRIGHT STATE	DNP																				
APPALACHIAN ST.	DNP																				
vs. Arkansas	3	1	4	.250	0	0	.000	0	0	.000	0	0	0	0	1	0	0	0	0	0	2
vs. Texas Tech	7	0	2	.000	0	1	.000	0	1	.000	1	0	1	3	0	0	0	2	0	1	0
vs. Cincinnati	DNP																				
MARYLAND	9	1	2	.500	1	1	1.000	3	4	.750	0	0	0	2	0	1	1	0	1	6	
MIAMI*	16	0	4	.000	0	2	.000	0	0	.000	0	4	4	3	0	1	1	0	1	0	
at Florida State*	15	1	4	.250	0	2	.000	0	0	.000	1	2	3	2	0	3	1	0	0	2	
WESTERN KY.	11	3	5	.600	0	1	.000	0	0	.000	0	0	0	3	0	1	1	0	0	6	
FLORIDA A&M	16	0	2	.000	0	1	.000	0	0	.000	0	2	2	3	0	0	2	1	2	0	
LIPSCOMB	4	0	2	.000	0	0	.000	0	0	.000	0	1	1	0	0	0	0	0	0	0	
at NC State*	2	0	0	.000	0	0	.000	0	0	.000	0	1	1	2	0	0	0	0	0	0	
at Kentucky	3	0	1	.000	0	1	.000	0	0	.000	0	0	0	1	0	0	1	0	0	0	
SYRACUSE*	DNP																				
WAKE FOREST*	1	0	1	.000	0	0	.000	0	0	.000	0	0	0	0	0	0	0	0	0	0	
at Clemson*	DNP																				
NORTH CAROLINA*																					
PITTSBURGH*																					
at Boston College*																					
at Notre Dame*																					
GEORGIA TECH*																					
FLORIDA STATE*																					
at Pittsburgh*																					
at Miami*																					
VIRGINIA*																					
CLEMSON*																					
at Duke*																					
at Georgia Tech*																					
VIRGINIA TECH*																					
at Virginia*																					

GETTING TO KNOW FABIO BASILI

- Born Sept. 21, 2003 ... Son of Fabrizio Basili ... Has one sibling: Eli... Major is undecided.
- Personal goal at UoFL is to put up a banner.
- Chose to attend UoFL because it was the best opportunity for him to grow and succeed around great coaches and players.
- Enjoys fishing, hunting and giving back in his spare time.
- The basketball player he most admires is Kobe Bryant.
- Best moment of his athletic career was winning AAU Nationals and Peach Jam in the same year.

- Few people know this, but he's Italian and African.
- Best basketball advice given to him is "proper preparation prevents poor performance."
- If you walked into his dorm room, the first thing you would notice is how good it smells and how clean it is.
- Best thing about being a Cardinal is being pushed to be great every day.
- Thinks Denzel Washington would play him if a movie was made about his life.
- Most proud of "how far I've come...more to come."
- Best athlete he's ever faced is himself.

SEASON/UOFL CAREER HIGHS

POINTS

Season 6, 2x, last vs. Western Kentucky, 12/14/22
Career Same

REBOUNDS

Season 4, vs. Miami, 12/4/22
Career Same

FIELD GOALS

Season 3, vs. Western Kentucky, 12/14/22
Career Same

FIELD GOALS ATTEMPTED

Season 5, vs. Western Kentucky, 12/14/22
Career Same

THREE-POINT FIELD GOALS

Season 1, vs. Maryland, 11/29/22
Career Same

THREE-POINT FIELD GOALS ATTEMPTED

Season 2, 2x, last at Florida State, 12/10/22
Career Same

FREE THROWS

Season 3, vs. Maryland, 11/29/22
Career Same

FREE THROWS ATTEMPTED

Season 4, vs. Maryland, 11/29/22
Career Same

ASSISTS

Season 3, at Florida State, 12/10/22
Career Same

BLOCKED SHOTS

Season 1, vs. Florida A&M, 12/17/22
Career Same

STEALS

Season 2, vs. Florida A&M, 12/17/22
Career Same

MINUTES PLAYED

Season 16, 2x, last vs. Florida A&M, 12/17/22
Career Same

FABIO BASILI FILE

- Scored career-high six points twice against Maryland on Nov. 29 and Western Kentucky on Dec. 14
- Scored his first career basket in his first appearance against Arkansas on Nov. 21
- Averaged 19.6 points, 4.8 assists and 4.1 rebounds per game as a senior in 2021-22 in leading Oak Ridge to a 21-8 record and 7A Florida state semifinals, connecting on 40-of-102 three-pointers (.392) while earning honorable mention all-state honors
- Originally planned to be a part of the 2022 class, reclassified to 2023 and then returned to 2022 class after completing some course work
- Had also considered attending Kansas State and DePaul before visiting Louisville in late June
- High school teammate of current Cardinal guard/forward Mike James at Oak Ridge for two seasons

BASILI CAREER STATISTICS

Year	GP	GS	Min	Avg	FG	FGA	Pct	3FG	3FGA	Pct	FT	FTA	Pct	Oreb	DReb	Reb	Avg	PF	FO	Ast	TO	Blk	Stl	Pts	Avg
2022-23	11	0	87	7.9	6	27	.222	1	9	.111	3	5	.600	2	10	12	1.1	20	0	6	9	1	5	16	1.5
TOTAL	11	0	87	7.9	6	27	.222	1	9	.111	3	5	.600	2	10	12	1.1	20	0	6	9	1	5	16	1.5



#12 JJ TRAYNOR

JUNIOR | FORWARD | 6-8 | 190 | 2L
BARDSTOWN, KY. (BARDSTOWN HS)

Years at UofL: 3 | Years in college: 3 | Eligibility (including this year): 3

Opp.	GS	Min	FG	A	Pct	3FG	A	Pct	FT	A	Pct	O	D	T	PF	FO	A	TO	B	S	Pts
BELLARMINE		18	2	5	.400	1	3	.333	0	0	.000	0	2	2	5	1	0	1	0	1	5
WRIGHT STATE		19	2	4	.500	0	1	.000	0	0	.000	0	1	1	1	0	2	0	1	0	4
APPALACHIAN ST.		23	1	4	.250	1	2	.500	0	0	.000	3	2	5	2	0	0	1	1	0	3
vs. Arkansas		18	4	5	.800	1	1	1.000	0	0	.000	1	0	1	3	0	0	3	0	0	9
vs. Texas Tech		25	2	8	.250	1	4	.250	1	2	.500	1	2	3	1	0	0	1	1	1	6
vs. Cincinnati		33	4	8	.500	1	1	1.000	1	1	1.000	2	1	3	2	0	1	1	0	0	10
MARYLAND	*	15	1	4	.250	0	0	.000	0	0	.000	1	1	2	1	0	1	1	0	0	2
MIAMI*		12	1	3	.333	0	2	.000	0	0	.000	1	0	1	0	0	1	1	0	0	2
at Florida State*		21	2	4	.500	2	2	1.000	0	0	.000	0	3	3	0	0	0	1	1	0	6
WESTERN KY.		29	3	7	.429	2	5	.400	0	0	.000	1	3	4	2	0	0	1	1	3	8
FLORIDA A&M		24	2	4	.500	1	2	.500	1	2	.500	1	2	3	0	0	0	0	0	1	6
LIPSCOMB		26	4	6	.667	0	1	.000	0	0	.000	2	1	3	0	0	1	0	0	2	8
at NC State*		9	0	1	.000	0	0	.000	0	0	.000	0	1	1	1	0	0	0	0	0	0
at Kentucky		25	2	4	.500	0	2	.000	1	2	.500	1	2	3	0	0	0	0	0	1	5
SYRACUSE*		19	1	5	.200	0	1	.000	0	0	.000	0	1	1	3	0	1	2	0	0	2
WAKE FOREST*		29	3	7	.429	0	4	.000	1	1	1.000	3	4	7	2	0	0	1	0	0	7
at Clemson*		22	3	5	.600	1	2	.500	2	3	.667	3	2	5	1	0	1	2	0	0	9
NORTH CAROLINA*																					
PITTSBURGH*																					
at Boston College*																					
at Notre Dame*																					
GEORGIA TECH*																					
FLORIDA STATE*																					
at Pittsburgh*																					
at Miami*																					
VIRGINIA*																					
CLEMSON*																					
at Duke*																					
at Georgia Tech*																					
VIRGINIA TECH*																					
at Virginia*																					

GETTING TO KNOW JJ TRAYNOR

- Born May 3, 2002 ... Son of Toya Goodwin and Jason Osborne ... Has two older brothers (Stephan Traynor, William Hires) and one older sister (Brooke Osborne) ... Major is sport administration.
- Personal goals at UofL are to "win a national championship and get my degree."
- Enjoys playing video games and hanging with friends in his spare time.
- Chose to attend UofL because "it was my dream school."

- Few people know that "I didn't play basketball in the eighth grade."
- His mother and Dion Lee, his Louisville Legends AAU coach, has had the greatest influence on his athletic career.
- Traynor's father Jason Osborne played two years at UofL (1993-95) and was a McDonald's All-American at Louisville Male High School, where he was Kentucky's Mr. Basketball in 1993.

SEASON/UOFL CAREER HIGHS

POINTS

Season 10, vs. Cincinnati, 11/23/22
Career 11, vs. Evansville, 11/25/20

REBOUNDS

Season 7, vs. Wake Forest, 1/7/23
Career 7, 2x, last vs. Wake Forest, 1/7/23

FIELD GOALS

Season 4, 3x, last vs. Lipscomb, 12/20/22
Career 5, vs. Evansville, 11/25/20

FIELD GOALS ATTEMPTED

Season 8, 2x, last vs. Cincinnati, 11/23/22
Career Same

THREE-POINT FIELD GOALS

Season 2, 2x, last vs. Western Kentucky, 12/14/22
Career 2, 3x, last vs. Western Kentucky, 12/14/22

THREE-POINT FIELD GOALS ATTEMPTED

Season 5, vs. Western Kentucky, 12/14/22
Career Same

FREE THROWS

Season 2, at Clemson, 1/11/23
Career 3, at Clemson, 1/27/21

FREE THROWS ATTEMPTED

Season 3, at Clemson, 1/11/23
Career 4, 4x, last at North Carolina, 2/20/21

ASSISTS

Season 2, vs. Wright State, 11/12/22
Career Same

BLOCKED SHOTS

Season 1, 5x, last vs. Western Kentucky, 12/14/22
Career 3, 2x, last at Wake Forest, 1/13/21

STEALS

Season 3, vs. Western Kentucky, 12/14/22
Career Same

MINUTES PLAYED

Season 33, vs. Cincinnati, 11/23/22
Career Same

JJ TRAYNOR FILE

- Had eight points, four rebounds and a career-high three steals vs. Western Kentucky on Dec. 14
- Has made more 3-pointers this season (11) than he did in his first two seasons combined (7)
- Scored season-high 10 points in a career-high 33 minutes in his first start of the season against Cincinnati on Nov. 23
- Scored then season-high nine points on 4-of-5 shooting against Arkansas on Nov. 21
- Played in 10 games his sophomore season, seeing action in seven of the last nine games
- Made his first career start against Miami on Feb. 16 and contributed two points and a career-best seven rebounds

TRAYNOR CAREER STATISTICS

Year	GP	GS	Min	Avg	FG	FGA	Pct	3FG	3FGA	Pct	FT	FTA	Pct	OReb	DReb	Reb	Avg	PF	FO	Ast	TO	Blk	Stl	Pts	Avg
2020-21	20	0	262	13.1	27	55	.491	5	10	.500	19	29	.655	14	26	40	2.0	23	1	1	8	11	2	78	3.9
2021-22	10	1	82	8.2	7	18	.389	2	6	.333	0	0	.000	6	8	14	1.4	11	0	1	5	1	2	16	1.6
2022-23	17	2	369	21.7	37	84	.440	11	33	.333	7	11	.636	20	28	48	2.8	24	1	8	16	5	9	92	5.4
TOTAL	47	3	713	15.2	71	157	.452	18	49	.367	26	40	.650	40	62	102	2.2	58	2	10	29	17	13	186	4.0



#15 HERCY MILLER

SOPHOMORE | GUARD | 6-3 | 180 | TR
LOS ANGELES, CALIF. (TENNESSEE STATE UNIV.)
Years at UoFL: 1 | Years in college: 2 | Eligibility (including this year): 3

Opp.	GS	Min	FG	A	Pct	3FG	A	Pct	FT	A	Pct	O	D	T	PF	FO	A	TO	B	S	Pts
BELLARMINE		3	0	1	.000	0	0	.000	0	0	.000	0	0	0	0	0	0	0	0	0	0
WRIGHT STATE		10	1	4	.250	1	1	1.000	0	0	.000	0	0	0	1	0	1	1	0	1	3
APPALACHIAN ST.		25	1	5	.200	1	4	.250	2	2	1.000	1	5	6	3	0	2	1	0	0	5
vs. Arkansas		6	1	2	.500	0	0	.000	1	2	.500	0	1	1	1	0	0	0	0	0	3
vs. Texas Tech		10	0	2	.000	0	1	.000	2	4	.500	2	1	3	2	0	1	1	0	2	2
vs. Cincinnati		8	2	2	1.000	0	0	.000	0	0	.000	1	2	3	3	0	0	2	0	0	4
MARYLAND		13	0	1	.000	0	0	.000	0	0	.000	0	0	0	2	0	0	0	0	0	0
MIAMI*		7	1	4	.250	0	2	.000	0	0	.000	0	0	0	0	0	0	0	0	0	2
at Florida State*		5	0	1	.000	0	0	.000	0	0	.000	0	0	0	0	0	1	1	0	0	0
WESTERN KY.	DNP																				
FLORIDA A&M		4	0	1	.000	0	0	.000	2	2	1.000	0	0	0	1	0	0	0	0	0	2
LIPSCOMB	DNP																				
at NC State*		6	2	2	1.000	1	1	1.000	0	2	.000	0	0	0	0	0	0	0	0	1	5
at Kentucky		6	0	0	.000	0	0	.000	0	0	.000	0	0	0	0	0	0	1	0	0	0
SYRACUSE*	DNP																				
WAKE FOREST*		5	0	3	.000	0	2	.000	0	0	.000	0	0	0	0	0	0	0	0	0	0
at Clemson*		4	0	2	.000	0	2	.000	0	0	.000	1	0	1	1	0	0	1	0	0	0
NORTH CAROLINA*																					
PITTSBURGH*																					
at Boston College*																					
at Notre Dame*																					
GEORGIA TECH*																					
FLORIDA STATE*																					
at Pittsburgh*																					
at Miami*																					
VIRGINIA*																					
CLEMSON*																					
at Duke*																					
at Georgia Tech*																					
VIRGINIA TECH*																					
at Virginia*																					

GETTING TO KNOW HERCY MILLER

- Born March 28, 2002 ... Son of Sonya and Percy Miller (Master P) ... Has six siblings: Mercy, Romeo, Intlyana, Vercy, Itali, and Tytyana ... Major is business.
- Personal goal at UoFL is to win a national title.
- Chose to attend UoFL because of "the opportunities and love here."
- Enjoys playing the piano, cleaning and playing video games in his spare time.
- His father and brothers have had the greatest influence on his athletic career.
- The basketball player he most admires is Kobe Bryant.
- Chose No. 15 jersey because his father wore it, and it's been his number since he started playing.
- Few people know this, but he's "the best Mario Kart player on Nintendo Switch."
- Pretended he was Allen Iverson as a kid.

MILLER CAREER STATISTICS

Year	GP	GS	Min	Avg	FG	FGA	Pct	3FG	3FGA	Pct	FT	FTA	Pct	OReb	DReb	Reb	Avg	PF	FO	Ast	TO	Blk	Stl	Pts	Avg
At Tennessee State																									
2021-22	6	0	61	10.2	3	14	.214	0	4	.000	6	8	.750	0	5	5	0.8	13	1	1	4	0	3	12	2.0
At Louisville																									
2022-23	14	0	114	8.1	8	30	.267	3	13	.231	7	12	.583	5	9	14	1.0	14	0	5	8	0	4	26	1.9
TOTAL	20	0	174	8.7	11	44	.250	3	17	.176	13	20	.650	5	14	19	1.0	27	1	6	12	0	7	38	1.9

SEASON/UOFL CAREER HIGHS

POINTS

Season 5, 2x, last at NC State, 12/22/22
Career Same

REBOUNDS

Season 6, vs. App State, 11/15/22
Career Same

FIELD GOALS

Season 2, 2x, last at NC State, 12/22/22
Career Same

FIELD GOALS ATTEMPTED

Season 5, vs. App State, 11/15/22
Career Same

THREE-POINT FIELD GOALS

Season 1, 3x, last at NC State, 12/22/22
Career Same

THREE-POINT FIELD GOALS ATTEMPTED

Season 4, vs. App State, 11/15/22
Career Same

FREE THROWS

Season 2, 3x, last vs. Florida A&M, 12/17/22
Career Same

FREE THROWS ATTEMPTED

Season 4, vs. Texas Tech, 11/22/22
Career Same

ASSISTS

Season 2, vs. App State, 11/15/22
Career Same

BLOCKED SHOTS

Season 0
Career Same

STEALS

Season 2, vs. Texas Tech, 11/22/22
Career Same

MINUTES PLAYED

Season 25, vs. App State, 11/15/22
Career Same

HERCY MILLER FILE

- Added five points and six rebounds in a career-high 25 minutes against App State on Nov. 15
- Transfer guard who played in six of the first seven games as a freshman at Tennessee State in November 2021 before suffering an injury
- Averaged 10.6 points per game as a senior in helping Minnehaha Academy in Minneapolis, Minn., to a 20-1 record, a No. 8 national ranking and the school's fourth straight Class 3A Minnesota state championship in 2020-21
- Miller was a three-star prospect as a senior in ESPN's rankings



#21 SYDNEY CURRY

SENIOR | FORWARD | 6-8 | 270 | 1L
FORT WAYNE, IND. (JOHN A. LOGAN COLLEGE)
Years at UoFL: 2 | Years in college: 4 | Eligibility (including this year): 2

Opp.	GS	Min	FG	A	Pct	3FG	A	Pct	FT	A	Pct	O	D	T	PF	FO	A	TO	B	S	Pts
BELLARMINE	*	16	0	0	.000	0	0	.000	0	0	.000	1	2	3	2	0	0	1	0	0	0
WRIGHT STATE	*	22	1	2	.500	0	0	.000	1	2	.500	0	6	6	1	0	0	1	1	1	3
APPALACHIAN ST.	*	17	1	3	.333	0	0	.000	0	0	.000	1	7	8	2	0	0	2	1	0	2
vs. Arkansas	*	18	1	2	.500	0	0	.000	1	2	.500	0	1	1	1	0	0	1	0	1	3
vs. Texas Tech	*	14	1	4	.250	0	0	.000	0	0	.000	2	2	4	3	0	0	0	0	0	2
vs. Cincinnati		10	0	1	.000	0	0	.000	0	0	.000	1	4	5	0	0	0	0	0	0	0
MARYLAND		7	0	1	.000	0	0	.000	0	1	.000	0	1	1	1	0	0	0	0	0	0
MIAMI*	*	11	0	0	.000	0	0	.000	0	0	.000	0	2	2	2	0	0	2	0	0	0
at Florida State*	*	9	2	2	1.000	0	0	.000	1	2	.500	1	1	2	3	0	0	0	0	0	5
WESTERN KY.	*	24	3	5	.600	0	0	.000	4	4	1.000	5	1	6	0	0	1	0	0	0	10
FLORIDA A&M	*	27	5	7	.714	0	0	.000	3	6	.500	5	14	19	3	0	0	4	2	1	13
LIPSCOMB	*	31	5	8	.625	0	0	.000	2	3	.667	2	5	7	3	0	0	0	1	1	12
at NC State*	*	23	7	10	.700	0	0	.000	2	5	.400	1	4	5	5	1	1	1	0	0	16
at Kentucky	*	15	1	1	1.000	0	0	.000	1	2	.500	1	1	2	4	0	1	1	1	1	3
SYRACUSE*	*	19	2	5	.400	0	0	.000	1	6	.167	4	3	7	3	0	1	1	0	0	5
WAKE FOREST*	*	24	2	3	.667	0	0	.000	1	2	.500	3	3	6	2	0	1	0	0	1	5
at Clemson*	*	35	3	5	.600	0	0	.000	4	6	.667	2	4	6	4	0	1	0	0	0	10
NORTH CAROLINA*																					
PITTSBURGH*																					
at Boston College*																					
at Notre Dame*																					
GEORGIA TECH*																					
FLORIDA STATE*																					
at Pittsburgh*																					
at Miami*																					
VIRGINIA*																					
CLEMSON*																					
at Duke*																					
at Georgia Tech*																					
VIRGINIA TECH*																					
at Virginia*																					

GETTING TO KNOW SYDNEY CURRY

- Born Nov. 18, 2000 ... Son of Lacy and Danielle Curry ... Has one brother, Lacy, Jr. ... Major is sport administration.
- Personal goal at UoFL is to average a double-double.
- Best moment of his athletic career to date was scoring 40 points in a game.
- Chose to attend UoFL because "it's close to home and a good school."

- Enjoys playing basketball and video games in his spare time.
- His dad and brother have had the greatest influence on his athletic career.
- Most proud of his accomplishments.
- When he played basketball as a kid, he pretended he was Michael Jordan.
- Few people know that he loves to cook.

SEASON/UOFL CAREER HIGHS

POINTS

Season 16, at NC State, 12/22/22
Career 28, at Wake Forest, 2/26/22

REBOUNDS

Season 19, vs. Florida A&M, 12/17/22
Career Same

FIELD GOALS

Season 7, at NC State, 12/22/22
Career 13, at Wake Forest, 2/26/22

FIELD GOALS ATTEMPTED

Season 10, at NC State, 12/22/22
Career 18, at Wake Forest, 2/26/22

THREE-POINT FIELD GOALS

Season 0
Career Same

THREE-POINT FIELD GOALS ATTEMPTED

Season 0
Career Same

FREE THROWS

Season 4, 2x, last at Clemson, 1/11/23
Career 6, vs. Virginia, 3/5/22

FREE THROWS ATTEMPTED

Season 6, 3x, last at Clemson, 1/11/23
Career 6, 4x, last at Clemson, 1/11/23

ASSISTS

Season 1, 6x, last at Clemson, 1/11/23
Career 3, 3x, last vs. Virginia, 3/5/22

BLOCKED SHOTS

Season 2, vs. Florida A&M, 12/17/22
Career 2, 2x, last vs. Florida A&M, 12/17/22

STEALS

Season 1, 6x, last vs. Wake Forest, 1/7/23
Career 1, 9x, last vs. Wake Forest, 1/7/23

MINUTES PLAYED

Season 35, at Clemson, 1/11/23
Career Same

SYDNEY CURRY FILE

- Averaging 9.3 points and 7.3 rebounds while shooting 64% from the field in the last eight games
- Scored 13 points with a career-high 19 rebounds against Florida A&M on Dec. 17
- Blossomed late last season, averaging 17.6 points and 9.0 rebounds in his last five games while shooting 64.4 percent from the field (38-of-59)
- Achieved double-doubles twice in his last four games, including 18 points and 11 rebounds at Virginia Tech; and 24 points, a career-high 14 rebounds and three assists while connecting on 9-of-13 field goals vs. Virginia on March 5

CURRY CAREER STATISTICS

Year	GP	GS	Min	Avg	FG	FGA	Pct	3FG	3FGA	Pct	FT	FTA	Pct	Oreb	DReb	Reb	Avg	PF	FO	Ast	TO	Blk	Stl	Pts	Avg
At John A. Logan College																									
2019-20	31	20			173	234	.739	0	1	.000	73	166	.440	93	163	256	8.3	80	0	17	49	22	15	419	13.5
2020-21	18	6			92	136	.676	0	1	.000	51	109	.468	72	78	150	8.3	44	1	36	41	15	15	235	13.1
At Louisville																									
2021-22	28	12	382	13.7	88	131	.672	0	0	.000	22	45	.489	45	79	124	4.4	58	0	19	31	4	3	198	7.1
2022-23	17	15	323	19.0	34	59	.576	0	0	.000	21	41	.512	29	61	90	5.3	39	1	6	14	6	6	89	5.2
D-I Total	45	27	705	15.7	122	190	.642	0	0	.000	43	86	.500	74	140	214	4.8	97	1	25	45	10	9	287	6.4



#22 KAMARI LANDS

FRESHMAN | FORWARD | 6-8 | 220 | HS
INDIANAPOLIS, IND. (HILLCREST PREP ACADEMY)
Years at UoFL: 1 | Years in college: 1 | Eligibility (including this year): 4

Opp.	GS	Min	FG	A	Pct	3FG	A	Pct	FT	A	Pct	O	D	T	PF	FO	A	TO	B	S	Pts
BELLARMINE		21	0	6	.000	0	4	.000	2	2	1.000	0	0	0	0	0	0	2	0	0	2
WRIGHT STATE		11	0	2	.000	0	2	.000	0	0	.000	0	3	3	2	0	1	1	0	0	0
APPALACHIAN ST.		14	0	3	.000	0	2	.000	0	0	.000	0	1	1	1	0	0	0	0	0	0
vs. Arkansas		21	3	5	.600	1	2	.500	6	6	1.000	0	2	2	0	0	0	1	0	0	13
vs. Texas Tech		20	0	7	.000	0	2	.000	0	0	.000	0	1	1	2	0	1	0	0	2	0
vs. Cincinnati		20	3	6	.500	1	3	.333	3	4	.750	0	4	4	1	0	1	2	0	1	10
MARYLAND		16	0	3	.000	0	1	.000	2	2	1.000	0	5	5	1	0	0	1	0	0	2
MIAMI*		19	3	8	.375	1	4	.250	2	2	1.000	0	0	0	1	0	1	0	0	3	9
at Florida State*		12	1	3	.333	0	0	.000	0	0	.000	0	2	2	0	0	0	1	0	0	2
WESTERN KY.		27	3	9	.333	3	7	.429	6	6	1.000	0	3	3	0	0	1	1	0	0	15
FLORIDA A&M		24	1	5	.200	1	3	.333	4	4	1.000	0	2	2	1	0	0	2	1	0	7
LIPSCOMB		19	1	5	.200	1	4	.250	5	6	.833	0	1	1	2	0	0	0	0	0	8
at NC State*		20	2	7	.286	1	3	.333	0	0	.000	0	1	1	1	0	1	3	0	1	5
at Kentucky		26	3	6	.500	0	1	.000	3	4	.750	3	0	3	3	0	0	0	0	0	9
SYRACUSE*	*	31	3	11	.273	1	6	.167	0	0	.000	2	1	3	1	0	1	1	0	1	7
WAKE FOREST*	*	18	1	7	.143	1	2	.500	0	0	.000	1	0	1	1	0	0	1	0	0	3
at Clemson*	*	21	2	4	.500	2	4	.500	0	0	.000	0	0	0	4	0	1	1	0	0	6
NORTH CAROLINA*																					
PITTSBURGH*																					
at Boston College*																					
at Notre Dame*																					
GEORGIA TECH*																					
FLORIDA STATE*																					
at Pittsburgh*																					
at Miami*																					
VIRGINIA*																					
CLEMSON*																					
at Duke*																					
at Georgia Tech*																					
VIRGINIA TECH*																					
at Virginia*																					

GETTING TO KNOW KAMARI LANDS

- Born May 22, 2003... Son of Kristy Long and Chaka Lands ... Has one sibling: Jaraan ... Major is sport administration.
- Personal goal at UoFL is to win.
- Chose to attend UoFL because "it's close to home and it felt like family."
- The best thing about being a Cardinal to him is the community.
- He enjoys building LEGOs in his spare time.
- The best moment of his athletic career so far was coming to Louisville.

- Few people know this, but he loves country music.
- The basketball player he most admires is LeBron James.
- Best athlete he's ever faced is Paolo Banchemo.
- When he played basketball as a kid, he always pretended he was LeBron James.
- If a movie was made of his life, he thinks Eddie Murphy would play him.
- His father had the greatest influence on his basketball career.
- He wears the No. 22 because he was born on the 22nd of May.

SEASON/UOFL CAREER HIGHS

POINTS

Season 15, vs. Western Kentucky, 12/14/22
 Career Same

REBOUNDS

Season 5, vs. Maryland, 11/29/22
 Career Same

FIELD GOALS

Season 3, 6x, last vs. Syracuse, 1/3/23
 Career Same

FIELD GOALS ATTEMPTED

Season 11, vs. Syracuse, 1/3/23
 Career Same

THREE-POINT FIELD GOALS

Season 3, vs. Western Kentucky, 12/14/22
 Career Same

THREE-POINT FIELD GOALS ATTEMPTED

Season 7, vs. Western Kentucky, 12/14/22
 Career Same

FREE THROWS

Season 6, 2x, last vs. Western Kentucky, 12/14/22
 Career Same

FREE THROWS ATTEMPTED

Season 6, 3x, last vs. Lipscomb, 12/20/22
 Career Same

ASSISTS

Season 1, 8x, last at Clemson, 1/11/23
 Career Same

BLOCKED SHOTS

Season 1, vs. Florida A&M, 12/17/22
 Career Same

STEALS

Season 3, vs. Miami, 12/4/22
 Career Same

MINUTES PLAYED


Season 31, vs. Syracuse, 1/3/23
 Career Same

KAMARI LANDS FILE

- Made first career start vs. Syracuse on Jan. 3, scoring seven points in a career-high 31 minutes
- Scored career-high 15 points with three made 3s in 27 minutes vs. Western Kentucky on Dec. 14
- Scored team-high 13 points, including his first career field goals, against Arkansas on Nov. 21
- Averaged 33.4 points, 10.5 rebounds, 2.8 assists, and 2.5 steals per game and shot 55 percent from the field as a senior in 2021-22 for Hillcrest Prep, which posted a 31-3 record and was ranked No. 20 in the final 2022 USA Today Sports Super 25 high school basketball rankings
- Ranked as the No. 39 player in the nation in the 2022 ESPN 100, No. 47 in the 247Sports Composite rankings, and No. 81 by Rivals.com
- Chose to attend UoFL after also considering Arizona State, Syracuse, Kansas and DePaul

LANDS CAREER STATISTICS

Year	GP	GS	Min	Avg	FG	FGA	Pct	3FG	3FGA	Pct	FT	FTA	Pct	Oreb	DReb	Reb	Avg	PF	FO	Ast	TO	Blk	Stl	Pts	Avg
2022-23	17	3	341	20.1	26	97	.268	13	50	.260	33	36	.917	6	26	32	1.9	21	0	8	17	1	8	98	5.8
TOTAL	17	3	341	20.1	26	97	.268	13	50	.260	33	36	.917	6	26	32	1.9	21	0	8	17	1	8	98	5.8



#23 ZAN PAYNE

GRADUATE SENIOR | GUARD/FORWARD | 6-5 | 230 | TR
LEXINGTON, KY. (UNIV. OF KENTUCKY)

Years at UoFL: 1 | Years in college: 5 | Eligibility (including this year): 1

Opp.	GS	Min	FG	A	Pct	3FG	A	Pct	FT	A	Pct	O	D	T	PF	FO	A	TO	B	S	Pts
BELLARMINE		2	0	1	.000	0	1	.000	0	0	.000	0	0	0	0	0	0	0	0	0	0
WRIGHT STATE	DNP																				
APPALACHIAN ST.		5	0	0	.000	0	0	.000	0	0	.000	0	2	2	1	0	0	1	0	0	0
vs. Arkansas		3	0	0	.000	0	0	.000	0	0	.000	0	0	0	0	0	0	0	0	0	0
vs. Texas Tech		2	1	1	1.000	0	0	.000	1	2	.500	1	0	1	1	0	0	0	0	0	3
vs. Cincinnati	DNP																				
MARYLAND		5	0	0	.000	0	0	.000	0	0	.000	0	0	0	2	0	0	0	0	0	0
MIAMI*		4	0	0	.000	0	0	.000	0	0	.000	0	1	1	1	0	0	0	0	0	0
at Florida State*		6	0	1	.000	0	1	.000	0	0	.000	1	2	3	2	0	1	0	0	0	0
WESTERN KY.		1	0	0	.000	0	0	.000	0	0	.000	0	0	0	0	0	0	0	0	0	0
FLORIDA A&M	DNP																				
LIPSCOMB	DNP																				
at NC State*		2	0	0	.000	0	0	.000	0	0	.000	0	0	0	0	0	0	0	0	0	0
at Kentucky		2	0	0	.000	0	0	.000	0	0	.000	0	0	0	0	0	0	0	0	0	0
SYRACUSE*	DNP																				
WAKE FOREST*	DNP																				
at Clemson*		5	0	1	.000	0	1	.000	0	0	.000	1	0	1	0	0	0	0	0	0	0
NORTH CAROLINA*																					
PITTSBURGH*																					
at Boston College*																					
at Notre Dame*																					
GEORGIA TECH*																					
FLORIDA STATE*																					
at Pittsburgh*																					
at Miami*																					
VIRGINIA*																					
CLEMSON*																					
at Duke*																					
at Georgia Tech*																					
VIRGINIA TECH*																					
at Virginia*																					

GETTING TO KNOW ZAN PAYNE

- Born March 23, 2000... Son of Michelle and Kenny Payne ... Has one sibling: Alexis ... Pursuing a post baccalaureate as a graduate.
- Personal goal at UoFL is to "become a better player, be a good teammate and show people I belong."
- Chose to attend UoFL because "it's a great school to be-

come a better person, learn, grow for life and be put around great people."

- Enjoys playing video games in his spare time.
- If you walked into his dorm room, the first thing you would notice is his shoes.
- Best athlete he's ever faced is PJ Washington.

SEASON/UOFL CAREER HIGHS

POINTS

Season 3, vs. Texas Tech, 11/22/22
Career Same

REBOUNDS

Season 3, at Florida State, 12/10/22
Career Same

FIELD GOALS

Season 1, vs. Texas Tech, 11/22/22
Career Same

FIELD GOALS ATTEMPTED

Season 1, 3x, at Florida State, 12/10/22
Career Same

THREE-POINT FIELD GOALS

Season 0
Career Same

THREE-POINT FIELD GOALS ATTEMPTED

Season 1, 2x, at Florida State, 12/10/22
Career Same

FREE THROWS

Season 1, vs. Texas Tech, 11/22/22
Career Same

FREE THROWS ATTEMPTED

Season 2, vs. Texas Tech, 11/22/22
Career Same

ASSISTS

Season 1, at Florida State, 12/10/22
Career Same

BLOCKED SHOTS

Season 0
Career Same

STEALS

Season 0
Career Same

MINUTES PLAYED

Season 6, at Florida State, 12/10/22
Career Same

ZAN PAYNE FILE

- Transfer from the University of Kentucky, where he was a member of the team for the last four seasons
- The son of UoFL head coach Kenny Payne, Zan earned an undergraduate degree in communication at Kentucky in August 2021 and was pursuing an undergraduate certificate in business and economics when he transferred to UoFL
- A three-time member of the Southeastern Conference Winter Academic Honor Roll, Payne played three seasons and 11 career games with UK

PAYNE CAREER STATISTICS

Year	GP	GS	Min	Avg	FG	FGA	Pct	3FG	3FGA	Pct	FT	FTA	Pct	OReb	DReb	Reb	Avg	PF	FO	Ast	TO	Blk	Stl	Pts	Avg
At Kentucky																									
2018-19																									
2019-20																									
2020-21	2	0	4	2.0	1	2	.500	0	0	.000	0	0	.000	1	1	2	1.0	0	0	0	0	0	0	2	1.0
2021-22	9	0	12	1.3	2	6	.333	0	3	.000	4	4	1.000	0	2	2	0.2	1	0	0	1	0	1	8	0.9
At Louisville																									
2022-23	11	0	36	3.3	1	4	.250	0	3	.000	1	2	.500	3	5	8	0.7	7	0	1	1	0	0	3	0.3
Total	22	0	53	2.4	4	12	.333	0	6	.000	5	6	.833	4	8	12	0.5	8	0	1	2	0	1	13	0.6



#24 JAE'LYN WITHERS

RS JUNIOR | FORWARD | 6-9 | 220 | 2L
CHARLOTTE, N.C. (CLEVELAND HEIGHTS HS)
Years at UoFL: 4 | Years in college: 4 | Eligibility (including this year): 2

Opp.	GS	Min	FG	A	Pct	3FG	A	Pct	FT	A	Pct	O	D	T	PF	FO	A	TO	B	S	Pts
BELLARMINE	*	25	5	9	.556	2	3	.667	5	5	1.000	0	2	2	5	1	0	3	0	2	17
WRIGHT STATE	*	34	7	11	.636	1	5	.200	0	0	.000	0	11	11	0	0	0	2	0	5	15
APPALACHIAN ST.	*	10	0	1	.000	0	0	.000	0	0	.000	0	0	0	5	1	0	3	0	0	0
vs. Arkansas	*	25	1	4	.250	0	2	.000	5	6	.833	0	5	5	4	0	1	3	0	1	7
vs. Texas Tech	*	26	3	7	.429	1	2	.500	0	0	.000	0	5	5	2	0	0	5	0	0	7
vs. Cincinnati	*	30	2	7	.286	1	5	.200	1	3	.333	2	5	7	4	0	2	0	0	0	6
MARYLAND	*	17	2	7	.286	0	2	.000	1	2	.500	0	2	2	3	0	0	2	0	0	5
MIAMI*	*	26	4	8	.500	2	4	.500	2	2	1.000	1	5	6	2	0	0	3	1	0	12
at Florida State*	*	25	3	10	.300	2	5	.400	0	0	.000	2	5	7	2	0	3	1	1	1	8
WESTERN KY.	*	19	4	4	1.000	2	2	1.000	0	0	.000	1	5	6	3	0	3	3	0	1	10
FLORIDA A&M	*	18	3	6	.500	1	2	.500	0	0	.000	2	3	5	1	0	1	4	1	0	7
LIPSCOMB	*	25	4	10	.400	1	2	.500	0	0	.000	1	3	4	1	0	1	1	0	1	9
at NC State*	*	17	0	3	.000	0	0	.000	1	2	.500	1	2	3	2	0	0	3	1	0	1
at Kentucky	*	17	0	1	.000	0	0	.000	2	2	1.000	0	1	1	2	0	0	1	0	0	2
SYRACUSE*		22	4	11	.364	2	6	.333	0	0	.000	0	7	7	4	0	1	2	1	1	10
WAKE FOREST*		27	3	7	.429	2	4	.500	3	4	.750	2	3	5	1	0	0	1	1	0	11
at Clemson*		21	4	6	.667	3	3	1.000	0	0	.000	0	1	1	2	0	0	3	1	1	11
NORTH CAROLINA*																					
PITTSBURGH*																					
at Boston College*																					
at Notre Dame*																					
GEORGIA TECH*																					
FLORIDA STATE*																					
at Pittsburgh*																					
at Miami*																					
VIRGINIA*																					
CLEMSON*																					
at Duke*																					
at Georgia Tech*																					
VIRGINIA TECH*																					
at Virginia*																					

GETTING TO KNOW JAE'LYN WITHERS

- Born Dec. 20, 2000 ... Son of Sheena Carr and Curtis Withers ... Has four siblings: Jayla, Ja'Kayla and Jah'King Withers and Messiah Carr ... Major is exercise science.
- Best moment of his athletic career to date was winning the 2018 I-MECK Player of the Year award.
- Personal goal at UoFL is to win a national championship and maintain a 3.0 GPA.
- Enjoys playing video games in his spare time.
- Chose to attend UoFL because "it felt like home and there

- were welcoming arms."
- Best basketball advice given to him was "don't take the day for granted."
- Feels Ray Allen would be the best actor to play him in a movie.
- If you walked into his dorm room, the first thing you would notice is his huge television.
- Few people know that he loves anime.
- Best thing about being a Cardinal is "the fans treat you like an NBA player."

SEASON/UOFL CAREER HIGHS

POINTS

Season 17, vs. Bellarmine, 11/9/22
Career 20, 2x, last at Notre Dame, 2/9/22

REBOUNDS

Season 11, vs. Wright State, 11/12/22
Career 13, vs. Notre Dame, 2/23/21

FIELD GOALS

Season 7, vs. Wright State, 11/12/22
Career 9, at Notre Dame, 2/9/22

FIELD GOALS ATTEMPTED

Season 11, 2x, last vs. Syracuse, 1/3/23
Career 17, at Notre Dame, 2/9/22

THREE-POINT FIELD GOALS

Season 3, at Clemson, 1/11/23
Career Same

THREE-POINT FIELD GOALS ATTEMPTED

Season 6, vs. Syracuse, 1/3/23
Career 7, vs. Furman, 11/12/21

FREE THROWS

Season 5, 2x, last vs. Arkansas, 11/21/22
Career 5, 4x, last vs. Arkansas, 11/21/22

FREE THROWS ATTEMPTED

Season 6, vs. Arkansas, 11/21/22
Career 6, 3x, last vs. Arkansas, 11/21/22

ASSISTS

Season 3, 2x, last vs. Western Kentucky, 12/14/22
Career 3, 3x, last vs. Western Kentucky, 12/14/22

BLOCKED SHOTS

Season 1, 7x, last at Clemson, 1/11/23
Career 2, 4x, last vs. Clemson, 2/19/22

STEALS

Season 5, vs. Wright State, 11/12/22
Career Same

MINUTES PLAYED

Season 34, vs. Wright State, 11/12/22
Career 36, at Duke, 2/27/21

JAE'LYN WITHERS FILE

- Averaging 10.7 points and 4.3 rebounds over the last three games while coming off the bench
- Tallied 15 points, 11 rebounds and a career-high five steals against Wright State on Nov. 12
- Scored team-high 17 points with two made 3s in season opener against Bellarmine on Nov. 9
- Starting forward in 15 games last season who was second on the team in rebounding (4.6 rpg) and third in steals (20 total)
- Prior to his injury at Virginia Tech, Withers averaged 8.0 points and 4.7 rebounds over the last 12 games while shooting 45 percent from the field (39-87), scoring nine or more points in seven of those 12 games

WITHERS CAREER STATISTICS

Year	GP	GS	Min	Avg	FG	FGA	Pct	3FG	3FGA	Pct	FT	FTA	Pct	OReb	DReb	Reb	Avg	PF	FO	Ast	TO	Blk	Stl	Pts	Avg
2019-20	Redshirted																								
2020-21	20	20	515	25.7	79	143	.552	8	21	.381	36	53	.679	51	102	153	7.7	62	4	9	24	7	18	202	10.1
2021-22	29	15	525	18.1	64	156	.410	15	64	.234	24	36	.667	30	102	132	4.6	56	1	16	44	12	20	167	5.8
2022-23	17	14	384	22.6	49	112	.438	20	47	.426	20	26	.769	12	65	77	4.5	43	2	12	40	7	13	138	8.1
Total	66	49	1423	21.6	192	411	.467	43	132	.326	80	115	.696	93	269	362	5.5	161	7	37	108	26	51	507	7.7



#30 ASHTON MYLES-DEVORE

JUNIOR | GUARD | 6-1 | 165 | 2Y
VERSAILLES, KY. (WOODFORD COUNTY HS)
Years at UofL: 3 | Years in college: 3 | Eligibility (including this year): 3

Opp.	GS	Min	FG	A	Pct	3FG	A	Pct	FT	A	Pct	O	D	T	PF	FO	A	TO	B	S	Pts
BELLARMINE	DNP																				
WRIGHT STATE	DNP																				
APPALACHIAN ST.	DNP																				
vs. Arkansas	1	0	0	0	.000	0	0	.000	0	0	.000	0	0	0	0	0	0	0	0	0	0
vs. Texas Tech	DNP																				
vs. Cincinnati	DNP																				
MARYLAND	1	0	0	0	.000	0	0	.000	0	0	.000	0	0	0	0	0	0	0	0	0	0
MIAMI*	DNP																				
at Florida State*	2	0	1	0	.000	0	1	.000	0	0	.000	0	0	0	0	0	0	0	0	0	0
WESTERN KY.	DNP																				
FLORIDA A&M	DNP																				
LIPSCOMB	DNP																				
at NC State*	DNP																				
at Kentucky	DNP																				
SYRACUSE*	DNP																				
WAKE FOREST*	DNP																				
at Clemson*	DNP																				
NORTH CAROLINA*																					
PITTSBURGH*																					
at Boston College*																					
at Notre Dame*																					
GEORGIA TECH*																					
FLORIDA STATE*																					
at Pittsburgh*																					
at Miami*																					
VIRGINIA*																					
CLEMSON*																					
at Duke*																					
at Georgia Tech*																					
VIRGINIA TECH*																					
at Virginia*																					

GETTING TO KNOW ASHTON MYLES-DEVORE

- Born Nov. 21, 2001 ... Son of Leslie Devore and Ellis Myles ... Has two younger sisters (Ealyn, Eloni) and one younger brother (Elias) ... Major is sport administration.
- Myles-Devore's father Ellis Myles was the starting center on Louisville's 2004-05 NCAA Final Four team that achieved a 33-5 record.
- Personal goal at UofL is to "play the sport I love and graduate with a degree."
- Best basketball advice given to him was "hard work

beats talent when talent doesn't work hard."

- His grandfather has had the greatest influence on his athletic career.
- Best moment of his athletic career to date was checking into his first collegiate game.
- If you walked into his dorm room, the first thing you would notice are his LED lights.
- Best thing about being a Cardinal is "carrying on a legacy."

SEASON/UOFL CAREER HIGHS

POINTS

Season	0
Career	Same

REBOUNDS

Season	0
Career	Same

FIELD GOALS

Season	0
Career	Same

FIELD GOALS ATTEMPTED

Season	1, at Florida State, 12/10/22
Career	Same

THREE-POINT FIELD GOALS

Season	0
Career	Same

THREE-POINT FIELD GOALS ATTEMPTED

Season	1, at Florida State, 12/10/22
Career	Same

FREE THROWS

Season	0
Career	Same

FREE THROWS ATTEMPTED

Season	0
Career	Same

ASSISTS

Season	0
Career	Same

BLOCKED SHOTS

Season	0
Career	1, at Virginia Tech, 3/1/22

STEALS

Season	0
Career	Same

MINUTES PLAYED

Season	2, at Florida State, 12/10/22
Career	Same

ASHTON MYLES-DEVORE FILE

- Walk-on guard who saw his only action of the 2021-22 season in the closing minute at Virginia Tech
- Lone action of the 2020-21 season was in the closing minute against Western Kentucky
- Averaged 11.0 points, 4.3 rebounds and shot 41.7 percent from three-point range (45-of-108) as a senior at Woodford County High School
- Had a team-high 21 points and four rebounds in the first-round district victory and received all-tournament team honors
- As a junior, Myles-Devore averaged 7.2 points and 2.4 rebounds while connecting on 36 percent of his three-point attempts (40-of-111) as Woodford County went 21-11

MYLES-DEVORE CAREER STATISTICS

Year	GP	GS	Min	Avg	FG	FGA	Pct	3FG	3FGA	Pct	FT	FTA	Pct	OReb	DReb	Reb	Avg	PF	FO	Ast	TO	Blk	Stl	Pts	Avg
2020-21	1	0	1	0.8	0	0	.000	0	0	.000	0	0	.000	0	0	0	0.0	0	0	0	1	0	0	0	0.0
2021-22	1	0	1	1.2	0	0	.000	0	0	.000	0	0	.000	0	0	0	0.0	0	0	0	1	1	0	0	0.0
2022-23	3	0	4	1.5	0	1	.000	0	1	.000	0	0	.000	0	0	0	0.0	0	0	0	0	0	0	0	0.0
Total	5	0	6	1.3	0	1	.000	0	1	.000	0	0	.000	0	0	0	0.0	0	0	0	2	1	0	0	0.0



#33 AIDAN MCCOOL

JUNIOR | GUARD | 6-3 | 165 | TR
CHARLESTON, S.C. (MARYLAND)

Years at UofL: 1 | Years in college: 3 | Eligibility (including this year): 3

Opp.	GS	Min	FG	A	Pct	3FG	A	Pct	FT	A	Pct	O	D	T	PF	FO	A	TO	B	S	Pts
BELLARMINE	DNP																				
WRIGHT STATE	DNP																				
APPALACHIAN ST.	DNP																				
vs. Arkansas	1	0	0	0	.000	0	0	.000	0	0	.000	0	0	0	0	0	0	0	0	0	0
vs. Texas Tech	DNP																				
vs. Cincinnati	DNP																				
MARYLAND	1	0	0	0	.000	0	0	.000	0	0	.000	0	0	0	0	0	0	0	0	0	0
MIAMI*	DNP																				
at Florida State*	2	0	0	0	.000	0	0	.000	0	0	.000	0	1	1	0	0	0	0	0	0	0
WESTERN KY.	DNP																				
FLORIDA A&M	DNP																				
LIPSCOMB	DNP																				
at NC State*	DNP																				
at Kentucky	DNP																				
SYRACUSE*	DNP																				
WAKE FOREST*	DNP																				
at Clemson*	DNP																				
NORTH CAROLINA*																					
PITTSBURGH*																					
at Boston College*																					
at Notre Dame*																					
GEORGIA TECH*																					
FLORIDA STATE*																					
at Pittsburgh*																					
at Miami*																					
VIRGINIA*																					
CLEMSON*																					
at Duke*																					
at Georgia Tech*																					
VIRGINIA TECH*																					
at Virginia*																					

GETTING TO KNOW AIDAN MCCOOL

- Born Sept. 5, 2001 ... Son of Deirdre and Chris McCool ... Has one sibling: Abby ... Major is exercise science.
- His father and uncle swam collegiately at Kansas and Columbia, respectively, and he has multiple cousins who've played college volleyball.
- Personal goal at UofL is to maintain a high GPA and possibly get his master's degree.

- Enjoys movies and TV shows in his spare time.
- The basketball player he most admires is Jimmy Butler.
- Best moment of his athletic career was his team being called on Selection Sunday his freshman year.
- If you walked into his dorm room, the first thing you would notice is his 70-inch TV.
- Thinks Matt Damon would play him in a movie about him.

SEASON/UOFL CAREER HIGHS

POINTS

Season	0
Career	Same

REBOUNDS

Season	1, at Florida State, 12/10/22
Career	Same

FIELD GOALS

Season	0
Career	Same

FIELD GOALS ATTEMPTED

Season	0
Career	Same

THREE-POINT FIELD GOALS

Season	0
Career	Same

THREE-POINT FIELD GOALS ATTEMPTED

Season	0
Career	Same

FREE THROWS

Season	0
Career	Same

FREE THROWS ATTEMPTED

Season	0
Career	Same

ASSISTS

Season	0
Career	Same

BLOCKED SHOTS

Season	0
Career	Same

STEALS

Season	0
Career	Same

MINUTES PLAYED

Season	2, at Florida State, 12/10/22
Career	Same

AIDAN MCCOOL FILE

- Transfer guard who has been a member of the University of Maryland men's basketball team the last two seasons
- While studying kinesiology at Maryland, McCool earned 2022 Academic All-Big Ten honors for achieving a cumulative grade-point average of 3.0 or higher
- Saw action in five games over his two years with the Terrapins, playing a career-best five minutes against Iowa as a sophomore while contributing two points and an assist
- Averaged 14.7 points, 5.7 rebounds and 2.1 assists as a senior at Bishop England High School

MCCOOL CAREER STATISTICS

Year	GP	GS	Min	Avg	FG	FGA	Pct	3FG	3FGA	Pct	FT	FTA	Pct	OReb	DReb	Reb	Avg	PF	FO	Ast	TO	Blk	Stl	Pts	Avg
At Maryland																									
2020-21	2	0	3	1.5	0	0	.000	0	0	.000	2	2	1.000	0	0	0	0.0	1	0	1	0	0	0	2	1.0
2021-22	3	0	5	1.7	0	0	.000	0	0	.000	2	2	1.000	0	1	1	0.3	0	0	1	0	0	0	2	0.7
At Louisville																									
2022-23	3	0	4	1.2	0	0	.000	0	0	.000	0	0	.000	0	1	1	0.3	0	0	0	0	0	0	0	0.0
Total	8	0	13	1.6	0	0	.000	0	0	.000	4	4	1.000	0	2	2	0.3	1	0	2	0	0	0	4	0.5

GAME-BY-GAME STORYLINES

OCTOBER 30, 2022 | LENOIR-RHYNE 57, LOUISVILLE 47 (EXH) | LOUISVILLE, KY.

- Jae'Lyn Withers recorded a double-double with 20 points and 10 rebounds
- Mike James scored eight points with two made 3s in his Cardinal debut
- Louisville shot 29.2% from the field overall and 23.8% in the second half
- LJ McCoy led Lenoir-Rhyne with 16 points

NOV. 3, 2022 | LOUISVILLE 80, CHAMINADE 73 (EXH) | LOUISVILLE, KY.

- El Ellis scored a game-high 28 points with six rebounds and five assists
- Jae'Lyn Withers added 17 points and nine rebounds, making 3 of 4 3-pointers
- The Cardinals made 26 of 32 free throws, including 22 of 26 in the second half
- Braden Olsen led Chaminade with 27 points on 23 shots

NOV. 9, 2022 | BELLARMINE 67, LOUISVILLE 66 | LOUISVILLE, KY.

- Louisville finished the game on an 11-0 run, but never reclaimed the lead
- Bellarmine led by as much as 14 in the first half and by 11 at halftime
- Jae'Lyn Withers had 17 points to lead Louisville
- Mike James scored 16 points in his first game as a Cardinal

NOV. 12, 2022 | WRIGHT STATE 73, LOUISVILLE 72 | LOUISVILLE, KY.

- Louisville led by five with 1:32 left, but never scored again as Wright State scored the final six points
- Wright State's Trey Calvin hit the game-winning jumper at the buzzer
- El Ellis led UofL with a game-high 29 points, including the final 13 for the Cardinals
- Jae'Lyn Withers recorded his fourth double-double with 15 points, 11 rebounds and a career-high five steals

NOV. 15, 2022 | APPALACHIAN STATE 61, LOUISVILLE 60 | LOUISVILLE, KY.

- Louisville finished the game on a 15-4 run, but El Ellis' game-winner at the buzzer was waved off in an official review
- Ellis scored a game-high 29 points, including Louisville's final seven points
- The Mountaineers led by 13 at halftime and by as much as 16 in the first half
- The Cardinals committed 18 turnovers which turned into 20 App State points

NOV. 21, 2022 | #9/10 ARKANSAS 80, LOUISVILLE 54 | LAHAINA, MAUI, HAWAII

- Louisville trailed by five in the second half when Arkansas went on a 26-4 run, including a 17-0 burst
- The Cardinals committed 22 turnovers, including 16 in the second half
- Freshman Kamari Lands led UofL with 13 points, including his first career field goals
- Freshman Anthony Black paced Arkansas with a game-high 26 points

NOV. 22, 2022 | #21/20 TEXAS TECH 70, LOUISVILLE 38 | LAHAINA, MAUI, HAWAII

- Texas Tech seized control with a 25-0 run over the end of the first half and beginning of the second half
- Louisville shot just 22.4% from the field and 16.7% from the 3-point line
- The Cardinals committed 18 turnovers which turned into 18 Red Raider points
- El Ellis and Jae'Lyn Withers each scored seven points to lead UofL

NOV. 23, 2022 | CINCINNATI 81, LOUISVILLE 62 | LAHAINA, MAUI, HAWAII

- Louisville trailed by just one at halftime, but Cincinnati pulled away with an 11-0 run
- The Bearcats shot 53.2% overall from the field and made 12 of 32 3-pointers
- Cincinnati outscored Louisville 29-4 in fast break points
- Brandon Huntley-Hatfield paced the Cardinals with 15 points, including 7-of-8 free throw shooting

NOV. 29, 2022 | #22/25 MARYLAND 79, LOUISVILLE 54 | LOUISVILLE, KY.

- Maryland made its first six shots of the second half, including five 3-pointers, to pull away
- The Terrapins scored 21 points off Louisville's 13 turnovers
- El Ellis scored 15 points to lead the Cardinals

DEC. 4, 2022 | MIAMI 80, LOUISVILLE 53 | LOUISVILLE, KY.

- Louisville committed 19 turnovers and was outscored 44-28 in the paint
- Jae'Lyn Withers led the Cardinals with 12 points and six rebounds
- Miami shot 50% from the field and held Louisville to 29.8% overall

GAME-BY-GAME STORYLINES

DECEMBER 10, 2022 | FLORIDA STATE 75, LOUISVILLE 53 | TALLAHASSEE, FLA.

- Louisville set a season high with 14 assists and made nine 3-pointers
- Florida State scored 17 points off the Cardinals' 16 turnovers
- The Seminoles outscored Louisville 36-14 in the paint and outrebounded UofL 42-32
- El Ellis led Louisville with 15 points and four assists

DECEMBER 14, 2022 | LOUISVILLE 94, WESTERN KENTUCKY 83 | LOUISVILLE, KY.

- Louisville recorded its first win of the season and the first win of Kenny Payne's head coaching career
- The Cardinals shot 54% from the field, made 13 3-pointers and netted 19 of 20 free throws
- Louisville tallied a season-high 17 assists and scored its most points in a game in three years
- El Ellis notched his first career double-double with a career-high 30 points and 10 assists

DECEMBER 17, 2022 | LOUISVILLE 61, FLORIDA A&M 55 | LOUISVILLE, KY.

- Sydney Curry scored 13 points and grabbed a career-high 19 rebounds
- Louisville outrebounded Florida A&M 45-31
- El Ellis finished with 13 points and seven assists
- The Cardinals committed 22 turnovers, which turned into 21 Florida A&M points

DECEMBER 20, 2022 | LIPSCOMB 75, LOUISVILLE 67 | LOUISVILLE, KY.

- Lipscomb outrebounded Louisville 40-26 and outscored them 40-30 in the paint
- Louisville had a season-low 10 turnovers and scored 18 points off the Bisons' miscues
- El Ellis led the Cardinals with 24 points and six assists
- Derrin Boyd had a career-high 23 points and nine rebounds for Lipscomb

DECEMBER 22, 2022 | NC STATE 76, LOUISVILLE 64 | RALEIGH, N.C.

- Louisville shot 51.1% from the field, but committed 19 turnovers
- Sydney Curry led the Cardinals with 16 points
- NC State pulled away in the second half with a 17-0 run with the game tied
- D.J. Burns Jr. paced the Wolfpack with 17 points and six rebounds

DECEMBER 31, 2022 | #19/17 KENTUCKY 86, LOUISVILLE 63 | LEXINGTON, KY.

- Louisville was outrebounded 33-20 and gave up 20 second-chance points
- Kentucky scored 19 points off the Cardinals' turnovers
- Jacob Toppin and Oscar Tshiebwe each scored 24 points for UK
- El Ellis led Louisville with 23 points and a career-high four steals

JANUARY 3, 2023 | SYRACUSE 70, LOUISVILLE 69 | LOUISVILLE, KY.

- Louisville led by one with 1:04 remaining, but Syracuse scored the last four points from the free-throw line
- UofL set season highs for assists and offensive rebounds, but committed 21 turnovers that became 25 Orange points
- El Ellis and Mike James scored 20 and 19 points, respectively, for the Cardinals
- Joseph Girard III paced Syracuse with a game-high 28 points

JANUARY 7, 2023 | WAKE FOREST 80, LOUISVILLE 72 | LOUISVILLE, KY.

- Louisville cut a 22-point deficit to three in the final minutes but couldn't take the lead
- Mike James had a career-high 24 points and eight rebounds with five 3-pointers
- Wake Forest made 13 3s and scored 21 points off Louisville's turnovers
- The Cardinals grabbed 15 offensive rebounds and scored 16 second-chance points

JANUARY 11, 2023 | CLEMSON 83, LOUISVILLE 70 | CLEMSON, S.C.

- Louisville led the game 16-7, but was then outscored 26-6
- Clemson shot 52.8% from the field and made 19 of 23 free throws
- Hunter Tyson had a double-double for the Tigers with 28 points and 11 rebounds
- Mike James led the Cardinals with 17 points and five boards

2022-23 RESULTS

DATE	OPPONENT	SCORE	ATTENDANCE	UOFL HIGH POINTS	UOFL HIGH REBOUNDS	OPP HIGH POINTS
11/9	BELLARMINE	L, 67-66	14,865	Jae'Lyn Withers (17)	Brandon Huntley-Hatfield (10)	Garrett Tipton (21)
11/12	WRIGHT STATE	L, 73-72	12,720	El Ellis (29)	Jae'Lyn Withers (11)	Trey Calvin (17)
11/15	APPALACHIAN STATE	L, 61-60	11,919	El Ellis (29)	Brandon Huntley-Hatfield (10)	Donovan Gregory (16)
11/21	vs. Arkansas	L, 80-54	2,400	Kamari Lands (13)	Jae'Lyn Withers (5)	Anthony Black (26)
11/22	vs. Texas Tech	L, 70-38	2,400	El Ellis/Jae'Lyn Withers (7)	Jae'Lyn Withers (5)	Kevin Obanor (15)
11/23	vs. Cincinnati	L, 81-62	2,400	Brandon Huntley-Hatfield (15)	Jae'Lyn Withers (7)	David DeJulius (26)
11/29	MARYLAND	L, 79-54	12,211	El Ellis (15)	Brandon Huntley-Hatfield (8)	Donta Scott (18)
12/4	MIAMI*	L, 80-53	11,811	Jae'Lyn Withers (12)	Brandon Huntley-Hatfield (8)	Jordan Miller (14)
12/10	at Florida State*	L, 75-53	5,718	El Ellis (15)	Jae'Lyn Withers (7)	Caleb Mills (16)
12/14	WESTERN KENTUCKY	W, 94-83	12,417	El Ellis (30)	Sydney Curry/Jae'Lyn Withers (6)	Dayvion McKnight (25)
12/17	FLORIDA A&M	W, 61-55	11,736	El Ellis/Sydney Curry (13)	Sydney Curry (19)	Jordan Tillmon (17)
12/20	LIPSCOMB	L, 75-67	11,861	El Ellis (24)	Sydney Curry (7)	Derrin Boyd (23)
12/22	at NC State*	L, 76-64	12,446	Sydney Curry (16)	Brandon Huntley-Hatfield (12)	D.J. Burns Jr. (17)
12/31	at Kentucky	L, 86-63	20,934	El Ellis (23)	Brandon Huntley-Hatfield (4)	Toppin/Tshiebwe (24)
1/3	SYRACUSE*	L, 70-69	11,506	El Ellis (20)	Brandon Huntley-Hatfield (8)	Joseph Girard III (28)
1/7	WAKE FOREST*	L, 80-72	11,986	Mike James (24)	Mike James (8)	Damari Monsanto (21)
1/11	at Clemson*	L, 83-70	7,789	Mike James (17)	Sydney Curry (6)	Hunter Tyson (28)
1/14	NORTH CAROLINA*					
1/18	PITTSBURGH*					
1/25	at Boston College*					
1/28	at Notre Dame*					
2/1	GEORGIA TECH*					
2/4	FLORIDA STATE*					
2/7	at Pittsburgh*					
2/11	at Miami*					
2/15	VIRGINIA*					
2/18	CLEMSON*					
2/20	at Duke*					
2/25	at Georgia Tech*					
2/28	VIRGINIA TECH*					
3/4	at Virginia*					
3/7	ACC Tournament					

2022-23 GAME-BY-GAME STARTING LINEUPS

DATE	OPPONENT	G	G/F	F	F	F/C	RECORD#
11/9	BELLARMINE	Ellis	James	Withers	Huntley-Hatfield	Curry	0-1
11/12	WRIGHT STATE	Ellis	James	Withers	Huntley-Hatfield	Curry	0-2
11/15	APPALACHIAN STATE	Ellis	James	Withers	Huntley-Hatfield	Curry	0-3
11/21	vs. Arkansas	Ellis	James	Withers	Huntley-Hatfield	Curry	0-4
11/22	vs. Texas Tech	Ellis	James	Withers	Huntley-Hatfield	Curry	0-5
11/23	vs. Cincinnati	Ellis	James	Withers	Traynor	Huntley-Hatfield	0-1
11/29	MARYLAND	Ellis	James	Withers	Traynor	Huntley-Hatfield	0-2
12/4	MIAMI*	Ellis	James	Withers	Huntley-Hatfield	Curry	0-6
12/10	at Florida State*	Ellis	James	Withers	Huntley-Hatfield	Curry	0-7
12/14	WESTERN KENTUCKY	Ellis	James	Withers	Huntley-Hatfield	Curry	1-7
12/17	FLORIDA A&M	Ellis	James	Withers	Huntley-Hatfield	Curry	2-7
12/20	LIPSCOMB	Ellis	James	Withers	Huntley-Hatfield	Curry	2-8
12/22	at NC State*	Ellis	James	Withers	Huntley-Hatfield	Curry	2-9
12/31	at Kentucky	Ellis	James	Withers	Huntley-Hatfield	Curry	2-10
1/3	SYRACUSE*	Ellis	James	Lands	Huntley-Hatfield	Curry	0-1
1/7	WAKE FOREST*	Ellis	James	Lands	Huntley-Hatfield	Curry	0-2
1/11	at Clemson*	Ellis	James	Lands	Huntley-Hatfield	Curry	0-3
1/14	NORTH CAROLINA*						
1/18	PITTSBURGH*						
1/25	at Boston College*						
1/28	at Notre Dame*						
2/1	GEORGIA TECH*						
2/4	FLORIDA STATE*						
2/7	at Pittsburgh*						
2/11	at Miami*						
2/15	VIRGINIA*						
2/18	CLEMSON*						
2/20	at Duke*						
2/25	at Georgia Tech*						
2/28	VIRGINIA TECH*						
3/4	at Virginia*						
3/7	ACC Tournament						

(#) running count of UofL's record with listed lineup

(*) ACC games

2022-23 GAME-BY-GAME COMPARISON

DATE	OPPONENT	FGM-A/%	3FG-A/%	FTM-A/%	OR-DR-TOT	PF	AST	TO	BK	STL	PTS
11/9	UOFL	22-52/.423	11-28/.393	11-14/.786	10-22-32	19	12	13	3	3	66
	BELLARMINE	21-43/.488	7-15/.467	18-22/.818	3-23-26	15	9	11	1	3	67
11/12	UOFL	30-59/.508	5-18/.278	7-8/.875	4-31-35	9	9	19	2	8	72
	WRIGHT STATE	31-65/.477	5-16/.313	6-11/.545	7-25-32	9	12	13	1	9	73
11/15	UOFL	18-46/.391	7-22/.318	17-23/.739	10-32-42	21	6	18	3	1	60
	APPALACHIAN STATE	24-63/.381	5-19/.263	8-12/.667	10-22-32	21	8	7	2	6	61
11/21	UOFL	16-44/.364	4-12/.333	18-25/.720	7-17-24	16	4	22	1	4	54
	vs. Arkansas	29-51/.569	8-22/.364	14-19/.737	6-22-28	23	20	16	3	10	80
11/22	UOFL	11-49/.224	3-18/.167	13-21/.619	9-20-29	23	5	18	5	11	38
	vs. Texas Tech	22-51/.431	5-19/.263	21-32/.656	13-32-45	19	12	16	4	14	70
11/23	UOFL	22-51/.431	3-13/.231	15-21/.714	6-23-29	11	10	15	1	5	62
	vs. Cincinnati	33-62/.532	12-32/.375	3-5/.600	6-24-30	17	17	10	3	7	81
11/29	UOFL	19-56/.339	4-16/.250	12-17/.706	7-26-33	19	6	13	3	3	54
	MARYLAND	28-56/.500	9-24/.375	14-25/.560	8-30-38	19	14	12	3	7	79
12/4	UOFL	17-57/.298	3-20/.150	16-18/.889	11-23-34	12	6	19	1	6	53
	MIAMI*	32-64/.500	6-22/.273	10-11/.909	10-29-39	17	18	16	7	10	80
12/10	UOFL	20-57/.351	9-23/.391	4-9/.444	8-24-32	17	14	16	3	2	53
	at Florida State*	28-62/.452	7-19/.368	12-16/.750	10-32-42	13	13	9	7	5	75
12/14	UOFL	31-57/.544	13-25/.520	19-20/.950	7-22-29	15	17	13	2	5	94
	WESTERN KENTUCKY	33-70/.471	9-26/.346	8-11/.727	18-19-37	19	17	13	4	1	83
12/17	UOFL	19-45/.422	3-14/.214	20-27/.741	13-32-45	15	9	22	8	7	61
	FLORIDA A&M	22-64/.344	6-22/.273	5-10/.500	14-17-31	22	6	15	3	11	55
12/20	UOFL	22-56/.393	6-18/.333	17-21/.810	7-19-26	11	10	10	2	6	67
	LIPSCOMB	30-61/.492	8-27/.296	7-10/.700	11-29-40	16	16	14	2	5	75
12/22	UOFL	23-45/.511	4-8/.500	14-24/.583	6-27-33	18	5	19	5	8	64
	at NC State*	26-62/.419	10-26/.385	14-21/.667	12-21-33	18	17	8	3	6	76
12/31	UOFL	22-47/.468	2-13/.154	17-23/.739	8-12-20	18	5	15	2	7	63
	at Kentucky	33-55/.600	4-13/.308	16-25/.640	15-18-33	18	18	12	1	7	86
1/3	UOFL	27-63/.429	11-27/.407	4-10/.400	15-23-38	20	17	21	4	7	69
	SYRACUSE*	22-54/.407	7-16/.438	19-25/.760	10-23-33	13	13	15	5	10	70
1/7	UOFL	26-59/.441	9-28/.321	11-20/.550	15-21-36	16	9	14	1	5	72
	WAKE FOREST*	29-55/.527	13-32/.406	9-14/.643	8-23-31	21	14	11	1	3	80
1/11	UOFL	22-54/.407	9-20/.450	17-23/.739	11-19-30	21	10	15	1	5	70
	at Clemson*	28-53/.528	8-21/.381	19-23/.826	7-26-33	20	11	11	4	7	83
1/14	UOFL										
	NORTH CAROLINA*										
1/18	UOFL										
	PITTSBURGH*										
1/25	UOFL										
	at Boston College*										
1/28	UOFL										
	at Notre Dame*										
2/1	UOFL										
	GEORGIA TECH*										
2/4	UOFL										
	FLORIDA STATE*										
2/7	UOFL										
	at Pittsburgh*										
2/11	UOFL										
	at Miami*										
2/15	UOFL										
	VIRGINIA*										
2/18	UOFL										
	CLEMSON*										
2/20	UOFL										
	at Duke*										
2/25	UOFL										
	at Georgia Tech*										
2/28	UOFL										
	VIRGINIA TECH*										
3/4	UOFL										
	at Virginia*										
3/7	UOFL										
	ACC Tournament										

2022-23 SPECIALTY STATS (LISTED: UOFL-OPPONENT)

DATE	OPPONENT	IN PAINT	OFF TO	SECOND CHANCE	FAST BREAK	BENCH	LARGEST LEAD	LARGEST DEFICIT	LEAD CHANGES	TIES
11/9	BELLARMINE	22-24	13-16	8-0	5-0	10-25	8	14	1	1
11/12	WRIGHT STATE	44-42	12-18	6-12	6-4	7-34	10	4	10	6
11/15	APPALACHIAN STATE	18-34	6-20	8-13	2-0	8-13	None	16	0	0
11/21	vs. Arkansas	16-38	19-29	2-3	9-15	29-25	None	27	0	0
11/22	vs. Texas Tech	12-32	6-18	5-10	7-9	15-29	3	38	1	1
11/23	vs. Cincinnati	26-30	9-18	4-7	4-29	14-9	2	20	16	5
11/29	MARYLAND	24-36	11-21	3-9	0-3	18-22	None	33	0	0
12/4	MIAMI*	26-44	20-17	5-13	6-10	15-30	3	32	2	0
12/10	at Florida State*	14-36	9-17	10-10	2-15	14-26	None	24	0	0
12/14	WESTERN KENTUCKY	28-42	19-18	6-14	6-0	29-11	20	8	5	3
12/17	FLORIDA A&M	30-28	9-21	10-8	8-11	15-13	12	None	0	2
12/20	LIPSCOMB	30-40	18-9	10-6	8-11	16-11	3	12	5	0
12/22	at NC State*	38-30	6-13	6-7	12-11	10-3	5	18	2	5
12/31	at Kentucky	34-46	10-19	12-20	8-2	17-9	None	27	0	0
1/3	SYRACUSE*	26-24	17-25	19-7	9-8	12-3	9	6	10	6
1/7	WAKE FOREST*	34-28	12-21	16-3	6-4	18-16	None	22	0	0
1/11	at Clemson*	26-38	9-18	13-13	2-11	20-14	9	17	1	4
1/14	NORTH CAROLINA*									
1/18	PITTSBURGH*									
1/25	at Boston College*									
1/28	at Notre Dame*									
2/1	GEORGIA TECH*									
2/4	FLORIDA STATE*									
2/7	at Pittsburgh*									
2/11	at Miami*									
2/15	VIRGINIA*									
2/18	CLEMSON*									
2/20	at Duke*									
2/25	at Georgia Tech*									
2/28	VIRGINIA TECH*									
3/4	at Virginia*									
3/7	ACC Tournament									

2022-23 TEAM SUPERLATIVES

LOUISVILLE

HIGHS

LOWS

Points	94 (vs. Western Kentucky, 12/14)	38 (vs. Texas Tech, 11/22)
First-half points	46 (vs. Western Kentucky, 12/14)	13 (vs. Texas Tech, 11/22)
Second-half points	48 (vs. Western Kentucky, 12/14)	25 (vs. Texas Tech, 11/22)
Overtime points		
Winning margin	11 (vs. Western Kentucky, 12/14)	6 (vs. Florida A&M, 12/17)
Field goals	31 (vs. Western Kentucky, 12/14)	11 (vs. Texas Tech, 11/22)
Field goals attempted	63 (vs. Syracuse, 1/3)	44 (vs. Arkansas, 11/21)
Field goal percentage	.544 (vs. Western Kentucky, 12/14)	.224 (vs. Texas Tech, 11/22)
3-point field goals	13 (vs. Western Kentucky, 12/14)	2 (at Kentucky, 12/31)
3-point field goals attempted	28 (2 times)	8 (at NC State, 12/22)
3-point field goal percentage	.520 (vs. Western Kentucky, 12/14)	.150 (vs. Miami, 12/4)
Free throws	20 (vs. Florida A&M, 12/17)	4 (2 times)
Free throws attempted	27 (vs. Florida A&M, 12/17)	8 (vs. Wright State, 11/12)
Free throw percentage	.950 (vs. Western Kentucky, 12/14)	.400 (vs. Syracuse, 1/3)
Rebounds	45 (vs. Florida A&M, 12/17)	20 (at Kentucky, 12/31)
Offensive rebounds	15 (2 times)	4 (vs. Wright State, 11/12)
Defensive rebounds	32 (2 times)	12 (at Kentucky, 12/31)
Personal fouls	23 (vs. Texas Tech, 11/22)	9 (vs. Wright State, 11/12)
Assists	17 (2 times)	4 (vs. Arkansas, 11/21)
Turnovers	22 (2 times)	10 (vs. Lipscomb, 12/20)
Blocked shots	8 (vs. Florida A&M, 12/17)	1 (5 times)
Steals	11 (vs. Texas Tech, 11/22)	1 (vs. App State, 11/15)

OPPONENTS

HIGHS

LOWS

Points	86 (at Kentucky, 12/31)	55 (vs. Florida A&M, 12/17)
First-half points	45 (at Kentucky, 12/31)	20 (vs. Florida A&M, 12/17)
Second-half points	50 (vs. Cincinnati, 11/23)	23 (vs. App State, 11/15)
Overtime points		
Winning margin	32 (vs. Texas Tech, 11/22)	1 (4 times)
Field goals	33 (3 times)	21 (vs. Bellarmine, 11/9)
Field goals attempted	70 (vs. Western Kentucky, 12/14)	43 (vs. Bellarmine, 11/9)
Field goal percentage	.600 (at Kentucky, 12/31)	.344 (vs. Florida A&M, 12/17)
3-point field goals	13 (vs. Wake Forest, 1/7)	4 (at Kentucky, 12/31)
3-point field goals attempted	32 (2 times)	13 (at Kentucky, 12/31)
3-point field goal percentage	.467 (vs. Bellarmine, 11/9)	.263 (2 times)
Free throws	21 (vs. Texas Tech, 11/22)	3 (vs. Cincinnati, 11/23)
Free throws attempted	32 (vs. Texas Tech, 11/22)	5 (vs. Cincinnati, 11/23)
Free throw percentage	.909 (vs. Miami, 12/4)	.500 (vs. Florida A&M, 12/17)
Rebounds	45 (vs. Texas Tech, 11/22)	26 (vs. Bellarmine, 11/9)
Offensive rebounds	18 (vs. Western Kentucky, 12/14)	3 (vs. Bellarmine, 11/9)
Defensive rebounds	32 (2 times)	17 (vs. Florida A&M, 12/17)
Personal fouls	23 (vs. Arkansas, 11/21)	9 (vs. Wright State, 11/12)
Assists	18 (2 times)	6 (vs. Florida A&M, 12/17)
Turnovers	16 (3 times)	7 (vs. App State, 11/15)
Blocked shots	7 (2 times)	1 (4 times)
Steals	14 (vs. Texas Tech, 11/22)	1 (vs. Western Kentucky, 12/14)

2022-23 INDIVIDUAL SUPERLATIVES

LOUISVILLE HIGHS

Points	30 (Ellis vs. Western Kentucky, 12/14)
Field goals	12 (Ellis vs. Wright State, 11/12)
Field goals attempted	20 (Ellis vs. Wright State, 11/12)
Field goal percentage (min. 6 att.)	.833 [5-6] (James at NC State, 12/22)
3-point field goals	5 (James vs. Wake Forest, 1/7)
3-point field goals attempted	11 (2 times)
3-point field goal percentage (min. 4 att.)	.750 [3-4] (James at Florida State, 12/10)
Free throws	10 (Ellis at NC State, 12/22)
Free throws attempted	11 (3 times)
Free throw percentage (min. 6 att.)	1.000 [6-6] (Lands, 2 times)
Rebounds	19 (Curry vs. Florida A&M, 12/17)
Assists	10 (Ellis vs. Western Kentucky, 12/14)
Turnovers	8 (Ellis vs. Wright State, 11/12)
Blocked shots	3 (Huntley-Hatfield, 2 times)
Steals	5 (Withers vs. Wright State, 11/12)
Minutes	40 (5 times)

OPPONENT HIGHS

Points	28 (2 times)
Field goals	11 (Dayvion McKnight, Western Kentucky, 12/14)
Field goals attempted	22 (Dayvion McKnight, Western Kentucky, 12/14)
Field goal percentage (min. 6 att.)	.857 [6-7] (Norchad Omier, Miami, 12/4)
3-point field goals	6 (David DeJulius, Cincinnati, 11/23)
3-point field goals attempted	14 (David DeJulius, Cincinnati, 11/23)
3-point field goal percentage (min. 4 att.)	.800 [4-5] (Derrin Boyd, Lipscomb, 12/20)
Free throws	11 (Bash Wieland, Bellarmine, 11/9)
Free throws attempted	12 (Bash Wieland, Bellarmine, 11/9)
Free throw percentage (min. 6 att.)	1.000 [6-6] (Cameron Corhen, Florida State, 12/10)
Rebounds	14 (Oscar Tshiebwe, Kentucky, 12/31)
Assists	9 (Sahvir Wheeler, Kentucky, 12/31)
Turnovers	5 (4 times)
Blocked shots	6 (Naheem McLeod, Florida State, 12/10)
Steals	4 (Ricky Council IV, Arkansas, 11/21)
Minutes	40 (2 times)

CARDINAL SPORTS NETWORK

WLCL-FM (93.9) Louisville*
WGK-AM (970) Louisville*
WIEL-FM (106.1) Elizabethtown
WIEL-AM (1400) Elizabethtown
WFRT-FM (103.7) Frankfort
WKYL-FM (102.1) Lexington/
Lawrenceburg
WDBZ-AM (1230) Cincinnati
WKCT-FM (104.1) Bowling Green
WKCT-AM (930) Bowling Green

WLME-FM (102.7) Owensboro
WPAD-FM (99.5) Paducah
WPAD-AM (1560) Paducah
WKLB-FM (104.5) Manchester
WKLB-AM (1290) Manchester
WYMC-FM (93.9) Mayfield
WYMC-AM (1430) Mayfield

* denotes flagship station

TOP INDIVIDUAL GAMES

Points

1. El Ellis vs. Western Kentucky	30
2. El Ellis vs. Wright State	29
El Ellis vs. App State	29
4. El Ellis vs. Lipscomb	24
Mike James vs. Wake Forest	24
6. El Ellis at Kentucky	23
7. El Ellis vs. Syracuse	20
El Ellis vs. Wake Forest	20
9. Mike James vs. Syracuse	19
10. Jae'Lyn Withers vs. Bellarmine	17
Mike James at Clemson	17

Rebounds

1. Sydney Curry vs. Florida A&M	19
2. Brandon Huntley-Hatfield at NC State	12
3. Jae'Lyn Withers vs. Wright State	11
4. Brandon Huntley-Hatfield vs. Bellarmine	10
Brandon Huntley-Hatfield vs. App State	10
6. Brandon Huntley-Hatfield vs. Florida A&M	9
7. Roosevelt Wheeler vs. Bellarmine	8
Sydney Curry vs. App State	8
Brandon Huntley-Hatfield vs. Maryland	8
Brandon Huntley-Hatfield vs. Miami	8
Brandon Huntley-Hatfield vs. Syracuse	8
Mike James vs. Wake Forest	8

Assists

1. El Ellis vs. Western Kentucky	10
2. El Ellis vs. Syracuse	9
3. El Ellis vs. Wake Forest	8
4. El Ellis vs. Florida A&M	7
5. El Ellis vs. Cincinnati	6
El Ellis vs. Lipscomb	6

Blocked Shots

1. Brandon Huntley-Hatfield vs. Maryland	3
Brandon Huntley-Hatfield vs. Florida A&M	3
3. Devin Ree vs. Texas Tech	2
Sydney Curry vs. Florida A&M	2
Mike James at NC State	2
Brandon Huntley-Hatfield vs. Syracuse	2

Steals

1. Jae'Lyn Withers vs. Wright State	5
2. Brandon Huntley-Hatfield vs. Texas Tech	4
3. El Ellis at Kentucky	4
4. Mike James vs. Cincinnati	3
Kamari Lands vs. Miami	3
JJ Traynor vs. Western Kentucky	3
El Ellis vs. Syracuse	3
El Ellis at Clemson	3

Minutes Played

1. El Ellis vs. Bellarmine	40
El Ellis vs. Western Kentucky	40
El Ellis vs. Lipscomb	40
El Ellis vs. Syracuse	40
El Ellis at Clemson	40
6. El Ellis vs. App State	39
7. Brandon Huntley-Hatfield vs. App State	38
Brandon Huntley-Hatfield at NC State	38
9. El Ellis vs. Cincinnati	37
10. El Ellis at NC State	36
El Ellis at Kentucky	36
El Ellis vs. Wake Forest	36

EXHIBITION 1

Oct. 30, 2022 • Lenoir-Rhyne 57, Louisville 47
KFC Yum! Center • Louisville, Ky.



Official Basketball Box Score - Final
Lenoir-Rhyne at Louisville
10/30/22 KFC Yum! Center, Louisville
2022-23 Men's Basketball

Game Time: 2:00 PM
Game Duration: 1:59
Attendance: 12,510

Lenoir-Rhyne - 57

Record: 0-0

NO. Name	Min	FG	3P	FT	Rebounds	Fouls	TP	AS	TO	ST	Blocks	+	-
		M-A	M-A	M-A	OR DR TOT	PF	FD				BS BA		
2 Salle Wilson	F 29:26	4-10	0-0	2-4	0 1 1	4 3	10	1	0	2	1 4	5	
33 Cooper Fowler	C 26:45	3-8	3-7	0-0	0 3 3	2 0	9	2	0	0	0 0	7	
1 Malik LeGania	G 10:52	1-3	0-1	0-0	1 0 1	0 0	2	0	1	0	0 0	-8	
3 LJ McCoy	G 29:10	4-9	2-5	6-6	0 6 6	2 3	16	1	0	1	0 0	9	
23 Nas Tyson	G 35:50	2-7	1-6	0-0	1 5 6	1 2	5	4	2	0	0 0	12	
11 Tim Steele	19:36	2-6	0-3	2-3	0 4 4	2 2	6	0	1	2	0 0	8	
0 Damion Madwinter	15:27	0-3	0-3	0-0	0 2 2	3 1	0	1	0	0	0 1	5	
12 P.J. Joseph	08:43	2-5	0-1	0-1	3 2 5	2 2	4	0	3	1	0 0	4	
22 Hamilton Campbell	21:28	2-5	1-2	0-0	0 2 2	0 2	5	0	0	0	0 0	9	
13 Elijah Shabazz	02:41	0-0	0-0	0-0	0 1 1	1 0	0	0	1	0	1 0	-1	
Team					2 2 4		0		0				
Totals		20-56	7-28	10-14	7 28 35	17 15	57	9	8	6	2 5	10	

Technical Fouls:Shabazz 1st9:55

Shooting By Period	1 st FG%	2 nd FG%	3 rd FG%	4 th FG%	FT%
1 st FG%	10-29 34.5%				
2 nd FG%	4-17 23.5%				
3 rd FG%	2-5 40%				
4 th FG%	10-27 37.0%				
3 rd FT%	3-11 27.3%				
4 th FT%	8-9 88.9%				
GM FG%	20-56 35.7%				
3 rd FT%	7-28 25.0%				
FT%	10-14 71.4%				

Dead Ball Rebounds: 1, 0

Louisville - 47

Record: 0-0

NO. Name	Min	FG	3P	FT	Rebounds	Fouls	TP	AS	TO	ST	Blocks	+	-
		M-A	M-A	M-A	OR DR TOT	PF	FD				BS BA		
1 Mike James	F 25:01	3-5	2-3	0-0	1 1 2	1 2	8	0	1	0	0 0	0	
5 Brandon Huntley-Hatfield	F 20:53	2-6	0-1	1-2	0 1 1	0 1	5	0	0	0	4 0	1	
21 Sydney Curry	F 22:50	2-6	0-0	0-1	2 4 6	0 1	4	1	0	1	0 1	2	
24 Jae'Lyn Withers	F 30:07	5-9	4-7	6-7	1 9 10	1 7	20	0	3	1	1 0	-7	
3 El Ellis	G 20:28	1-7	0-1	0-0	0 4 4	0 1	2	6	4	0	0 1	2	
4 Roosevelt Wheeler	14:12	0-0	0-0	2-2	0 1 1	2 1	2	0	2	0	0 0	-9	
15 Hercy Miller	08:10	0-0	0-0	2-2	1 1 2	2 2	0	1	0	0	0 0	-5	
0 Devin Ree	05:59	0-1	0-1	0-0	0 4 4	1 0	0	0	0	0	0 0	1	
12 JJ Traynor	20:47	0-4	0-1	2-4	1 1 2	2 1	2	0	2	0	0 0	-17	
22 Kamari Lands	14:59	1-6	0-2	0-0	1 2 3	2 2	0	2	0	0	0 0	-10	
11 Fabio Basili	10:04	0-2	0-1	0-0	0 2 2	1 0	0	0	1	1	0 0	-9	
23 Alexander Payne	05:12	0-2	0-2	0-0	1 0 1	0 0	0	0	0	0	0 0	-1	
30 Ashton Myles-Devore	01:18	0-0	0-0	0-0	0 0 0	0 0	0	0	0	0	0 0	2	
Team					2 0 2		0		0				
Totals		14-48	6-19	13-18	10 30 40	15 16	47	7	16	3	5 2	-10	

Technical Fouls:NONE

Biggest lead	14 (2 nd 1:28)	9 (1 st 15:14)
Best Scoring Run	12 (2 nd 7:58)	8 (1 st 3:04)
Lead Changes	7	9
Times Tied	5	0
Time with Lead	14:58	19:28

GAME 1

Nov. 9, 2022 • Bellarmine 67, Louisville 66
KFC Yum! Center • Louisville, Ky.



Official Basketball Box Score - Final
Bellarmine at Louisville
11/09/22 KFC Yum! Center, Louisville
2022-23 Men's Basketball

Game Time: 8:10 PM
Game Duration: 2:09
Attendance: 14,865

Bellarmine - 67

Record: 1-0

NO. Name	Min	FG	3P	FT	Rebounds	Fouls	TP	AS	TO	ST	Blocks	+	-
		M-A	M-A	M-A	OR DR TOT	PF	FD				BS BA		
42 Curt Hopf	F 17:24	1-5	1-4	0-0	1 1 2	3 1	3	1	1	0	0 0	-9	
1 Justin Betz	G 37:34	2-6	1-3	0-0	0 6 6	2 4	5	1	4	1	0 0	-7	
5 Peter Suder	G 22:53	0-4	0-1	0-0	1 2 3	2 1	0	3	0	1	0 1	-3	
10 Garrett Tipton	G 33:38	9-16	1-3	2-3	1 2 3	3 2	21	0	3	0	0 0	-8	
22 Bash Wieland	G 34:40	1-3	0-0	11-12	0 4 4	2 7	13	2	0	0	0 0	-1	
2 Alec Priem	22:18	3-3	1-1	0-0	0 3 3	2 0	7	0	1	1	0 0	8	
12 Langdon Hatton	20:23	2-3	0-0	3-5	0 3 3	1 3	7	2	1	0	1 0	6	
33 Ben Johnson	08:48	2-2	2-2	0-0	1 1 1	0 0	1	0	0	0	0 0	17	
14 Sam DeVault	02:42	1-1	1-1	0-0	0 1 1	0 0	3	0	0	0	0 0	4	
Team					0 0 0		0		0				
Totals		21-43	7-15	18-22	3 23 26	15 19	67	9	11	3	1 3	1	

Technical Fouls:NONE

Shooting By Period	1 st FG%	2 nd FG%	3 rd FG%	4 th FG%	FT%
1 st FG%	13-22 59.1%				
2 nd FG%	5-9 55.6%				
3 rd FG%	10-13 76.9%				
4 th FG%	8-21 38.1%				
3 rd FT%	2-6 33.3%				
4 th FT%	6-9 66.7%				
GM FG%	21-43 48.8%				
3 rd FT%	7-15 46.7%				
FT%	18-22 81.8%				

Dead Ball Rebounds: 1, 0

Louisville - 66

Record: 0-1

NO. Name	Min	FG	3P	FT	Rebounds	Fouls	TP	AS	TO	ST	Blocks	+	-
		M-A	M-A	M-A	OR DR TOT	PF	FD				BS BA		
1 Mike James	F 33:00	5-8	3-5	3-3	0 4 4	2 2	16	3	1	0	0 1	13	
5 Brandon Huntley-Hatfield	F 21:28	4-4	1-1	0-0	3 7 10	3 1	9	3	1	0	1 0	24	
21 Sydney Curry	F 16:12	0-0	0-0	0-0	1 2 3	2 2	0	0	1	0	0 0	0	
24 Jae'Lyn Withers	F 25:20	5-9	2-3	5-5	0 2 2	5 6	17	0	3	2	0 0	4	
3 El Ellis	G 40:00	5-15	4-11	0-1	0 3 3	1 1	14	5	3	0	0 1	-1	
22 Kamari Lands	20:55	0-8	0-4	2-2	0 0 0	0 1	2	0	2	0	0 0	-18	
4 Roosevelt Wheeler	19:03	1-3	0-0	1-3	6 2 8	1 2	3	1	1	0	1 0	-4	
12 JJ Traynor	18:23	2-5	1-3	0-0	0 2 2	5 0	5	0	1	1	0 0	-10	
23 Alexander Payne	02:26	0-1	0-1	0-0	0 0 0	0 0	0	0	0	0	0 0	-8	
15 Hercy Miller	03:13	0-1	0-0	0-0	0 0 0	0 0	0	0	0	0	0 0	-5	
Team					0 0 0		0		0				
Totals		22-52	11-28	11-14	10 22 32	19 15	66	12	13	3	3 1	-1	

Technical Fouls:NONE

Biggest lead	14 (1 st 6:51)	8 (1 st 16:13)
Best Scoring Run	13 (1 st 9:35)	11 (2 nd 1:02)
Lead Changes	1	0
Times Tied	1	0
Time with Lead	32:18	05:58

EXHIBITION 2

Nov. 3, 2022 • Louisville 80, Chaminade 73
KFC Yum! Center • Louisville, Ky.



Official Basketball Box Score - Final
Chaminade at Louisville
11/03/22 KFC Yum! Center, Louisville
2022-23 Men's Basketball

Game Time: 7:00 PM
Game Duration: 2:08

Chaminade - 73

Record: 0-0

NO. Name	Min	FG	3P	FT	Rebounds	Fouls	TP	AS	TO	ST	Blocks	+	-
		M-A	M-A	M-A	OR DR TOT	PF	FD				BS BA		
25 Scott Ator	F 26:46	2-7	0-2	1-2	4 7 11	5 2	5	2	0	0	0 1	9	
34 Dorian Harris	F 16:25	2-7	0-2	1-1	4 1 5	3 1	5	0	1	0	0 1	-3	
0 Braden Olsen	G 35:07	9-23	3-6	6-9	3 4 7	3 8	27	4	1	1	0 0	2	
11 Ross Reeves	G 26:31	1-9	1-7	0-0	1 1 2	1 2	3	1	1	3	0 0	-8	
55 Isaac Amaral-Artharee	G 36:17	3-9	1-5	2-3	2 3 5	3 2	9	3	1	1	0 0	-3	
22 Julien Brattain	20:29	9-12	0-1	0-0	3 3 6	3 1	18	0	2	1	2 1	-10	
20 Raazhel Watkins	22:10	2-6	0-3	0-0	0 1 1	3 0	4	0	0	0	0 0	-9	
21 Patrick Renane	06:49	0-1	0-1	0-0	0 1 1	0 0	0	0	0	0	1 0	-7	
1 Lloyer Driggs	02:55	0-0	0-0	0-0	0 0 0	0 0	0	0	0	0	0 0	-6	
3 Chris Bready	04:38	0-1	0-0	2-2	0 1 1	1 1	2	0	1	0	1 0	-4	
4 Jessiya Villa	01:53	0-0	0-0	0-0	0 0 0	0 0	0	0	0	0	0 0	-2	
33 Brycen Shackelford	00:00	0-0	0-0	0-0	0 0 0	0 0	0	0	0	0	0 0	0	
Team					1 2 2		0		1				
Totals		28-75	5-27	12-17	18 23 41	22 17	73	10	8	6	4 5	-7	

Technical Fouls:Brattain 2nd6:26

Shooting By Period	1 st FG%	2 nd FG%	3 rd FG%	4 th FG%	FT%
1 st FG%	13-34 38.2%				
2 nd FG%	3-16 18.8%				
3 rd FG%	3-6 50%				
4 th FG%	15-41 36.6%				
3 rd FT%	2-11 18.2%				
4 th FT%	9-11 81.8%				
GM FG%	28-75 37.3%				
3 rd FT%	5-27 18.5%				
FT%	12-17 70.6%				

Dead Ball Rebounds: 1, 0

Louisville - 80

Record: 0-0

NO.	Name		Min	FG	3P	FT	Rebounds		Fouls	PF	TP	AS	TO	ST	BS	BA	+/-	Shooting By Period				
							OR	DR										TOT	1st	2nd	3rd	
1	Mike James	F	17:50	2-5	2-3	1-2	0	1	1	4	1	7	1	2	1	0	-3	3PT%	6-14	42.9%		
5	Brandon Huntley-Hatfield	F	24:23	0-2	0-1	2-2	3	5	8	1	1	2	1	1	1	0	0	2	FT%	4-6	66.7%	
21	Sydney Curry	F	21:17	3-7	0-0	0	2	7	9	4	1	6	0	0	0	2	1	1	2nd	3PT%	7-26	26.9%
24	Jae'Lyn Withers	F	34:42	4-8	3-4	6-6	2	7	9	2	4	17	1	4	0	1	0	8	3PT%	2-8	25.0%	
3	El Ellis	G	37:50	7-20	1-7	13-15	0	6	6	2	9	28	5	4	0	1	9	1	FT%	22-26	84.6%	
12	Ju Traynor		25:45	1-0	0-2	2-5	6	2	8	4	12	0	1	0	1	1	10		GM FG%	23-29	39.0%	
21	Kamari Lands		19:11	2-5	1-1	1-1	2	1	2	8	0	1	0	0	0	0	0		3PT%	8-22	36.4%	
4	Roseville Wheeler		08:19	0-0	0-0	0-0	0	2	2	0	0	0	0	0	0	0	0		FT%	25-32	81.3%	
5	Harvey Miller		02:10	0-0	0-0	0-0	0	0	0	0	0	0	1	0	0	0	-2		Dead Ball Rebounds: 5.0			
23	Alexander Payne		03:02	0-0	0-0	0-0	0	0	0	1	0	0	1	0	0	0	-5					
0	Devin Rex		03:21	0-1	0-1	0-0	0	0	0	0	0	0	0	0	0	0	-4					
Team							1	2	3			0	0									
Totals					23-59	8-22	26-32	14	33	47	17	22	80	8	14	2	5	4	7			

GAME 3

Nov. 15, 2022 • **Appalachian State 61, Louisville 60**
KFC Yum! Center • Louisville, Ky.



Official Basketball Box Score - Final
App State at Louisville
11/15/22 KFC Yum! Center, Louisville
2022-23 Men's Basketball

Game Time: 6:00 PM
Game Duration: 2:07
Attendance: 11,919

Officials: Jeffery Clark, Keith Kirtle, Tony Chazas

App State - 61

Record: 3-0

NO. Name	Min	FG	3P	FT	Rebounds	Fouls	TP	AS	TO	ST	Blocks	BS	BA	+	-
3 Tarnell Pearson	F 23:17	1-7	0-1	3-4	2 7 9	2 7 5	0 2	1	0	0	0	6			
11 Donovan Gregory	F 34:25	7-15	0-0	2-2	2 0 2	0 3 16	2 1	2	0	1	-4				
15 CJ Huntley	F 19:39	1-2	1-2	0-0	1 3 4	0 3 0	3 1	0	0	0	-7				
23 Terrence Harcum	G 24:49	4-11	0-2	2-2	1 1 2	5 1 10	1 0	2	0	2	5				
30 Tyree Boykin	G 35:30	6-14	2-7	0-1	0 2 2	3 2 14	2 1	1	0	0	1				
35 Dibaji Walker	16:38	2-4	0-0	0-0	3 3 3	2 1 6	0 0	0	0	0	0				
21 Justin Abson	16:43	2-4	0-0	0-0	2 2 4	2 2 4	1 2	0	2	0	0				
0 Xavion Brown	04:35	1-2	0-0	1-3	0 1 1	3 2 3	0 1	0	0	0	-1				
2 Christopher Mantis	05:49	0-2	0-2	0-0	0 1 1	0 0 0	1 0	0	0	0	0				
10 Michael Eads Jr.	03:44	0-0	0-0	0-0	0 1 1	0 0 0	0 0	0	0	0	0				
12 Carvell Teasett	14:52	0-2	0-1	0-0	0 0 0	1 2 0	0 0	0	0	0	2				
Totals		24-63	5-19	8-12	10 22 32	32 21 61	8 7	6	2	3	1				

Technical Fouls: NONE

Shooting By Period	1st FG%	2nd FG%	3rd FG%	4th FG%	FT%
1st FG%	48.4%				
2nd FG%		33.3%			
3rd FG%			26.1%		
4th FG%				57.1%	
FT%					38.1%
FT%					26.3%
FT%					66.7%

Dead Ball Rebounds: 1, 1

Louisville - 60

Record: 6-3

NO. Name	Min	FG	3P	FT	Rebounds	Fouls	TP	AS	TO	ST	Blocks	BS	BA	+	-
1 Mike James	F 30:27	2-4	1-3	4-6	0 4 4	3 5 9	1 2	0	1	0	2				
5 Brandon Huntley-Hatfield	F 38:04	5-8	0-0	2-4	3 7 10	2 4 12	0 1	0	1	0	1				
21 Sydney Curry	F 16:43	1-3	0-0	0-0	1 7 8	2 0 2	0 2	0	1	0	-3				
24 Jae'Lyn Withers	F 09:37	0-1	0-0	0-0	0 0 0	5 1 0	3 0	0	0	0	-9				
3 El Ellis	G 38:44	8-18	4-11	9-11	0 3 3	2 29 3	0 3	0	0	0	3				
12 JJ Traynor	23:16	1-4	1-2	0-0	3 2 5	2 1 3	0 0	1	0	1	1				
15 Hercy Miller	24:38	1-5	1-4	2-2	1 5 6	3 2 5	2 1	0	0	0	11				
22 Kamari Lands	13:50	0-3	0-2	0-0	0 1 1	1 0 0	0 0	0	0	0	-4				
23 Alexander Payne	04:42	0-0	0-0	0-0	0 2 2	1 0 0	0 0	0	0	0	-5				
Totals		18-46	7-22	17-23	10 32 42	21 21 60	6 18	1	3	2	-1				

Technical Fouls: NONE

Shooting By Period	1st FG%	2nd FG%	3rd FG%	4th FG%	FT%
1st FG%	62.3%				
2nd FG%		34.2%			
3rd FG%			76.9%		
4th FG%				52.2%	
FT%					40.0%
FT%					70.7%
FT%					31.8%
FT%					73.9%

Dead Ball Rebounds: 1, 0

Biggest lead	16 (1 st 4:44)	0 (1 st 20:00)
Best Scoring Run	6 (1 st 7:53)	8 (2 nd 3:31)
Lead Changes	0	
Times Tied	0	
Time with Lead	39:31	00:00

Points from Turnovers	APP 20	LOU 6
Paint	APP 34	LOU 18
Second Chance	APP 13	LOU 8
Fast Breaks	APP 0	LOU 2
Bench	APP 13	LOU 8

Period by Period Scoring	1st	2nd	TOT
APP	38	23	61
LOU	25	35	60

GAME 4

Nov. 21, 2022 • **#9/10 Arkansas 80, Louisville 54**
Lahaina Civic Center • Lahaina, Maui, Hawaii • Maui Invitational



Official Basketball Box Score - Final
Louisville at Arkansas
11/21/22 Lahaina Civic Center, Lahaina
2022-23 Men's Basketball

Game Time: 12:00 PM
Game Duration: 2:03
Attendance: 7,400

Officials: Verne Harris, Rob Riley, Job Harris

Louisville - 54

Record: 0-4

NO. Name	Min	FG	3P	FT	Rebounds	Fouls	TP	AS	TO	ST	Blocks	BS	BA	+	-
1 Mike James	F 34:42	0-2	0-1	3-4	1 0 1	1 3 3	3 1	2	1	1	0	-19			
5 Brandon Huntley-Hatfield	F 23:34	0-2	0-1	1-2	0 2 2	3 3 1	0 3	1	0	0	-24				
21 Sydney Curry	F 17:48	1-2	0-0	1-2	0 1 1	1 1 3	3 1	0	1	1	0	-7			
24 Jae'Lyn Withers	F 25:04	1-4	0-2	5-6	0 5 5	4 7 7	1 3	1	0	0	-13				
3 El Ellis	G 30:48	4-16	2-5	1-2	0 3 3	0 3 11	2 7	0	0	0	1	-21			
12 JJ Traynor	18:22	4-5	1-1	0-0	1 0 1	3 0 9	0 0	0	0	0	0	-15			
15 Hercy Miller	08:29	1-2	0-0	1-2	0 1 1	1 2 3	0 0	0	0	0	0	-1			
22 Kamari Lands	20:53	3-5	1-2	6-6	0 2 2	3 13 0	1 0	0	0	0	-8				
4 Roosevelt Wheeler	12:23	1-2	0-0	0-1	2 2 4	1 1 2	0 1	0	0	0	-1				
0 Devin Ree	02:43	0-0	0-0	0-0	0 0 0	1 0 0	0 0	0	0	0	-6				
11 Fabio Basili	02:43	1-4	0-0	0-0	0 0 0	1 0 2	0 0	0	0	0	-5				
23 Alexander Payne	02:43	0-0	0-0	0-0	0 0 0	0 0 0	0 0	0	0	0	-5				
30 Ashton Myles-Devore	00:54	0-0	0-0	0-0	0 0 0	0 0 0	0 0	0	0	0	-4				
33 Aidan McCool	00:54	0-0	0-0	0-0	0 0 0	0 0 0	0 0	0	0	0	-4				
Totals		16-44	4-12	18-25	7 17 24	16 23 54	4 22	4	1	3	-28				

Technical Fouls: NONE

Arkansas - 80

Record: 4-0

NO. Name	Min	FG	3P	FT	Rebounds	Fouls	TP	AS	TO	ST	Blocks	BS	BA	+	-
13 Jordan Walsh	F 27:48	2-6	2-5	1-2	0 2 2	3 1 7	2 2	1	0	0	23				
15 Makhi Mitchell	F 17:35	2-3	0-0	1-2	3 3 6	3 2 5	1 2	0	1	0	3				
0 Anthony Black	G 34:35	9-11	3-5	5-5	1 2 3	3 5 26	6 4	2	0	0	27				
1 Ricky Council IV	G 35:00	6-13	3-7	0-0	1 2 3	1 15 3	4 4	0	0	0	25				
4 Davonte Davis	G 31:52	1-4	0-3	0-0	0 0 0	4 1 2	5 1	0	0	0	15				
2 Trevon Brazile	14:41	0-2	0-2	1-2	0 2 2	3 2 1	0 2	1	0	0	4				
22 Makhi Mitchell	20:10	4-5	0-0	4-6	0 6 6	2 3 12	3 0	2	2	0	21				
11 Jalen Graham	05:52	4-5	0-0	1-0	1 0 1	1 0 8	0 0	0	0	0	-3				
5 Joseph Pinion	03:58	0-1	0-0	2-2	0 2 2	1 1 2	0 0	0	0	0	-1				
23 Derrian Ford	03:58	1-1	0-0	0-0	0 0 0	0 0 0	0 0	0	0	0	-1				
12 Barry Dunning Jr.	02:43	0-0	0-0	0-0	0 0 0	0 0 0	0 0	0	0	0	5				
21 Cade Arbogast	00:54	0-0	0-0	0-0	0 0 0	0 0 0	0 0	0	0	0	4				
45 Lawson Blake	00:54	0-0	0-0	0-0	0 0 0	0 0 0	0 0	0	0	0	4				
Totals		29-51	8-22	14-19	6 22 28	23 16 80	20 16	10	3	1	26				

Technical Fouls: NONE

Biggest lead	0 (1 st 20:00)	27 (2 nd 4:29)
Best Scoring Run	7 (2 nd 3:11)	17 (2 nd 4:29)
Lead Changes	0	
Times Tied	0	
Time with Lead	00:00	39:47

Points from Turnovers	LOU 19	ARK 29
Paint	LOU 16	ARK 38
Second Chance	LOU 2	ARK 3
Fast Breaks	LOU 9	ARK 15
Bench	LOU 29	ARK 25

GAME 5

Nov. 22, 2022 • **#21/20 Texas Tech 70, Louisville 38**
Lahaina Civic Center • Lahaina, Maui, Hawaii • Maui Invitational



Official Basketball Box Score - Final
Texas Tech at Louisville
11/22/22 Lahaina Civic Center, Lahaina
2022-23 Men's Basketball

Game Time: 9:30 AM
Game Duration: 2:05
Attendance: 2,400

Officials: Verne Harris, Brent Hampton, Tommy Morrissey

Texas Tech - 70

Record: 4-1

NO. Name	Min	FG	3P	FT	Rebounds	Fouls	TP	AS	TO	ST	Blocks	BS	BA	+	-
0 Kevin Obanor	F 21:35	6-9	0-2	3-3	2 3 5	3 2 15	0 1	1	0	0	22				
12 Daniel Batcho	F 25:16	2-5	0-0	5-6	2 10 12	1 5 9	1 1	3	3	0	27				
2 Pop Isaac	G 21:45	2-6	1-4	0-0	0 3 3	1 1 5	2 1	3	0	0	21				
20 Jaylon Tyson	G 20:31	2-5	1-3	3-6	0 1 3	0 3 8	1 0	2	0	0	18				
23 De'Von Harmon	G 23:38	1-2	1-2	0-0	0 0 0	1 4 1	3 3	0	0	0	22				
5 KJ Allen	10:09	1-3	0-0	1-1	1 0 1	2 1 3	0 0	0	0	0	7				
1 Lamar Washington	22:55	2-5	0-1	0-2	1 6 7	2 2 4	4 5	1	0	0	20				
22 Elijah Fisher	13:12	1-4	0-2	0-0	1 1 2	1 2 1	0 0	1	0	1	9				
4 Robert Jennings	15:21	3-5	0-0	2-5	1 2 3	3 4 8	0 0	1	0	0	5				
24 Kenwin Walton	11:59	0-2	0-1	0-0	1 0 1	2 0 0	1 0	1	0	0	-4				
3 D'Maurian Williams	11:10	2-4	2-4	4-5	1 2 3	3 3 10	1 2	0	0	0	-6				
13 CJ Williams	02:29	0-1	0-0	2-2	1 0 1	1 1 2	0 0	0	0	0	-3				
Totals		22-51	5-19	21-32	13 32 45	19 23 70	12 16	14	4	5	32				

Technical Fouls: NONE

Louisville - 38

Record: 0-5

NO. Name	Min	FG	3P	FT	Rebounds	Fouls	TP	AS	TO	ST	Blocks	BS	BA	+	-
1 Mike James	F 27:32	0-2	0-2	4-4	0 2 2	4 4 4	0	3	0	1	0	1	0	-16	
5 Brandon Huntley-Hatfield	F 22:22	0-4	0-0	3-4	0 3 3	2 2 3	0	3	4	0	0	0	0	-10	
11 Sybil Curry	F 25:29	0-2	0-0	0-0	0 2 0	0 0 0	0	0	0	0	0	0	0	-10	
2 Jael'ynn Withers	F 25:29	3-7	1-2	0	0 5 5	2 2 7	0	5	0	0	0	1	0	-18	
3 Eli Ellis	C 31:58	1-1	1-6	0-2	0 1 1	0 2 7	0	3	3	1	1	0	1	-14	
12 JJ Traynor	24:39	2-8	1-4	1-2	1 2 3	1 2 6	0	1	1	1	1	1	1	-31	
22 Kamari Lands	20:26	0-7	0-2	0-0	0 1 1	1 2 0	0	1	1	0	2	0	0	-30	
4 Roosevelt Wheeler	11:23	1-1	0-0	0-0	0 2 2	3 1 2	0	0	0	0	0	0	0	-16	
15 Herry Miller	02:21	0-0	0-1	0-0	0 0 0	2 3 3	0	0	1	1	1	1	1	-11	
23 Alexander Payne	02:29	1-1	0-0	1-2	1 0 1	1 0 1	3	0	0	0	0	0	0	-2	
11 Fabio Basili	06:36	0-2	0-1	0-1	1 0 1	3 1 0	0	2	1	0	0	0	0	-1	
0 Devin Ree	02:29	0-0	0-0	2-2	0 0 0	0 1 2	0	0	0	0	2	0	2	-0	
Team					2 1 3		0								
Totals		11-49	3-16	13-21	9 20 29	23 39 38	5	18	11	5	4	0	-32		

GAME 7

Nov. 29, 2022 • #22/25 Maryland 79, Louisville 54
KFC Yum! Center • Louisville, Ky.



Official Basketball Box Score - Final
Maryland at Louisville
11/29/22 KFC Yum! Center, Louisville
2022-23 Men's Basketball

Game Time: 7:01 PM
Game Duration: 2:03
Attendance: 12,211

Officials: Roger Ayers, Bert Smith, Tony Henderson

Maryland - 79

NO. Name	Min	FG	3P	FT	Rebounds	Fouls	TP	AS	TO	ST	Blocks	BS	BA	+	-
10 Julian Reese	24:09	2-4	0-0	2-6	1 6 7	3 4	6	0	0	0	2	0	2	30	
24 Donta Scott	F 28:56	7-12	3-6	1-1	0 5 5	0 2 18	2	1	0	2	0	0	19		
0 Donald Carey	G 23:27	2-6	2-6	3-4	0 2 2	2 2 9	0	2	1	0	0	0	22		
1 Jahmir Young	G 24:06	6-10	1-3	2-3	1 4 5	0 4 15	5	0	3	0	0	0	26		
13 Hakim Hart	G 28:25	3-5	1-3	2-2	1 1 2	1 1 9	4	1	2	1	0	0	24		
23 Ian Martinez	20:20	4-9	2-5	0-0	2 3 5	3 1 10	0	2	0	0	1	5			
2 Jahari Long	17:35	1-4	0-0	1-2	0 1 1	1 4 3	3	3	1	0	0	0	5		
15 Patrick Emilien	14:35	2-3	0-0	2-6	2 1 3	2 3 6	0	0	0	0	0	0	0		
11 Noah Batchelor	08:41	1-3	0-1	1-1	1 3 4	1 1 3	0	1	0	0	0	0	0		
12 Pavlo Dziuba	03:41	0-0	0-0	0-0	0 0 0	0 0 0	0	0	1	0	0	0	0	-3	
35 Caelum Swanton-Rodger	02:07	0-0	0-0	0-0	0 0 0	1 0 0	0	0	0	0	0	0	0	1	
31 Arnaud Revaz	01:34	0-0	0-0	0-0	0 0 0	0 0 0	0	0	0	0	0	0	0	-2	
30 Carson Dick	01:24	0-0	0-0	0-0	0 0 0	0 0 0	0	0	0	0	0	0	0	-2	
Team					0 3 3	0	0	1							
Totals		28:56	9-24	14-25	8 30 38	19 19 79	14	12	7	3	3	25			

Technical Fouls: NONE

Louisville - 54

NO. Name	Min	FG	3P	FT	Rebounds	Fouls	TP	AS	TO	ST	Blocks	BS	BA	+	-
1 Mike James	F 24:08	3-8	0-1	0-0	2 2 4	3 1 6	0	2	0	0	2	0	-26		
5 Brandon Huntley-Hatfield	F 32:08	3-7	0-1	2-2	1 7 8	0 3 8	0	2	1	3	1	-28			
12 JJ Traynor	F 15:08	1-4	0-0	0-0	1 1 2	1 0 2	1	1	0	0	0	-20			
24 JaeLyn Withers	F 16:44	2-7	0-2	1-2	0 2 2	3 3 5	0	2	0	0	0	-17			
3 El Ellis	G 32:06	6-16	2-7	1-2	0 2 2	2 4 15	3	4	1	0	0	-29			
21 Sydney Curry	07:17	0-1	0-0	0-1	1 1 2	1 1 0	0	0	0	0	0	-7			
22 Kamari Lands	16:25	0-3	0-1	2-2	0 5 5	1 3 2	0	1	0	0	0	-7			
4 Roosevelt Wheeler	15:31	1-2	0-0	3-4	0 4 4	2 2 5	1	0	0	0	0	-2			
15 Hercy Miller	12:51	0-1	0-0	0-0	0 0 0	2 0 0	0	0	0	0	0	-4			
23 Alexander Payne	04:35	0-0	0-0	0-0	0 0 0	2 0 0	0	0	0	0	0	-2			
0 Devin Ree	12:06	2-5	1-3	0-0	2 2 0	0 5 0	0	0	0	0	0	0			
11 Fabio Basili	08:31	1-2	1-1	3-4	0 0 0	2 2 6	1	1	1	0	0	3			
30 Ashton Myles-Devore	01:15	0-0	0-0	0-0	0 0 0	0 0 0	0	0	0	0	0	1			
33 Aidan McCool	01:15	0-0	0-0	0-0	0 0 0	0 0 0	0	0	0	0	0	1			
Team					3 0 3	0	0	0							
Totals		19:56	4-16	12-17	7 26 33	19 19 54	6	13	3	3	3	-25			

Technical Fouls: NONE

	MYD	LOU
Biggest lead	33 (2 nd 6:08)	0 (1 st 20:00)
Best Scoring Run	13 (1 st 13:04)	8 (2 nd 4:28)
Lead Changes	0	0
Times Tied	0	0
Time with Lead	39:15	00:00

GAME 9

Dec. 10, 2022 • Florida State 75, Louisville 53
Donald L. Tucker Civic Center • Tallahassee, Fla.



Official Basketball Box Score - Final
Louisville at Florida State
12/10/22 Donald L. Tucker Center, Tallahassee
2022-23 ACC Men's Basketball

Game Time: 1:00 PM
Game Duration: 2:07
Attendance: 57,118

Officials: Ted Valentine, Bill Covington, Jr., Tony Henderson

Louisville - 53

NO. Name	Min	FG	3P	FT	Rebounds	Fouls	TP	AS	TO	ST	Blocks	BS	BA	+	-
1 Mike James	F 25:12	3-5	3-4	0-0	0 0 0	2 2 0	9	2	2	0	0	0	-22		
5 Brandon Huntley-Hatfield	F 26:14	1-5	0-0	0-2	3 3 6	2 3 2	0	2	0	0	1	-21			
21 Sydney Curry	F 09:06	2-2	0-0	1-2	1 1 2	3 1 5	0	0	0	0	0	-10			
24 JaeLyn Withers	F 25:04	3-10	2-5	0-0	2 5 7	2 1 8	3	1	1	1	2	-8			
3 El Ellis	G 32:35	5-17	2-7	3-5	0 3 3	3 5 15	4	5	0	0	0	-21			
4 Roosevelt Wheeler	13:10	1-2	0-0	0 0 0	0 0 0	1 1 2	0	1	1	0	0	-1			
11 Fabio Basili	15:24	1-4	0-2	0-0	1 2 3	2 0 2	3	1	0	0	0	-14			
23 Alexander Payne	05:58	0-1	0-0	0-0	1 2 3	2 0 0	1	0	0	0	0	-5			
12 JJ Traynor	21:09	2-4	2-2	0-0	0 3 3	0 0 6	0	1	0	1	0	-9			
22 Kamari Lands	12:28	1-3	0-0	0 0 0	2 2 0	0 2 0	1	0	0	0	0	-6			
15 Hercy Miller	05:06	0-1	0-0	0-0	0 0 0	0 1 0	1	1	0	0	0	4			
0 Devin Ree	04:47	1-2	0-1	0-0	0 0 0	0 0 1	2	0	1	0	0	0			
30 Ashton Myles-Devore	02:13	0-1	0-0	0-0	0 0 0	0 0 0	0	0	0	0	0	1			
33 Aidan McCool	01:34	0-0	0-0	0-0	0 1 1	0 0 0	0	0	0	0	0	2			
Team					0 2 2	0	0								
Totals		20:57	9-23	4-9	8 24 32	17 13 53	14	16	2	3	7	-22			

Technical Fouls: NONE

Florida State - 75

NO. Name	Min	FG	3P	FT	Rebounds	Fouls	TP	AS	TO	ST	Blocks	BS	BA	+	-
24 Naheem McLeod	C 21:03	3-5	0-0	0-0	2 3 5	0 2 6	1	0	0	6	1	6			
1 Jalen Warley	G 27:43	3-4	1-1	0-0	1 1 2	2 7 4	0	1	0	0	0	18			
4 Caleb Mills	G 28:23	6-12	1-2	3-4	1 4 5	3 4 16	1	3	1	0	1	21			
22 Darin Green Jr.	G 31:15	3-11	2-7	0-0	0 5 5	2 1 8	4	3	0	0	0	23			
35 Matthew Cleveland	G 30:18	5-13	1-2	1-2	0 8 8	3 2 12	1	1	2	0	1	15			
0 Cameron Corthen	15:03	4-8	1-2	6-6	3 2 5	3 15	0	0	0	0	0	18			
0 Chandler Jackson	13:28	1-2	0-1	0-0	1 3 4	2 1 2	0	0	1	1	0	5			
12 Tom House	16:41	2-5	1-3	2-3	1 0 1	0 2 7	2	0	0	0	0	10			
5 De'Ante Green	06:40	1-1	0-0	0-0	2 2 1	0 2 0	2	0	1	0	0	2			
51 Sola Adesabi	01:26	0-0	0-0	0-0	0 0 0	0 0 0	0	0	0	0	0	-1			
40 Isaac Spainhour	02:13	0-1	0-0	0-0	0 0 0	0 0 0	0	0	0	0	0	-1			
42 Cleveland Yates	01:47	0-0	0-0	0-0	0 0 0	0 0 0	0	0	0	0	0	-2			
41 R.J. Morris	01:34	0-0	0-0	0-0	0 0 0	0 0 0	0	0	1	0	0	-2			
44 Max Thorpe	01:34	0-0	0-0	0-0	0 0 0	0 0 0	0	0	0	0	0	-2			
45 Michael Brown	00:52	0-0	0-0	0-0	0 1 1	0 0 0	0	0	0	0	0	0			
Team					2 3 5	0	0								
Totals		28:62	7-19	12-16	10 32 42	13 17 75	13	9	5	7	3	22			

Technical Fouls: NONE

	UL	FSU
Biggest lead	0 (1 st 20:00)	24 (2 nd 7:30)
Best Scoring Run	6 (1 st 9:25)	8 (1 st 6:06)
Lead Changes	0	0
Times Tied	0	0
Time with Lead	00:00	39:37

Points from	UL	FSU
Turnovers	9	17
Paint	14	36
Second Chance	10	10
Fast Breaks	2	15
Bench	14	26

Period by Period Scoring	1st	2nd	TOT
UL	24	29	53
FSU	36	39	75

GAME 8

Dec. 4, 2022 • Miami 80, Louisville 53
KFC Yum! Center • Louisville, Ky.



Official Basketball Box Score - Final
Miami (FL) at Louisville
12/04/22 KFC Yum! Center, Louisville
2022-23 Men's Basketball

Game Time: 1:00 PM
Game Duration: 1:53
Attendance: 11,811

Officials: Jeffrey Anderson, Kipp Messinger, Brent Hampton

Miami (FL) - 80

NO. Name	Min	FG	3P	FT	Rebounds	Fouls	TP	AS	TO	ST	Blocks	BS	BA	+	-
15 Norchad Omier	F 20:22	6-7	0-0	0-0	1 3 4	2 0 12	1	2	1	2	0	22			
2 Isiah Wong	G 21:46	4-9	1-4	1-1	0 5 5	0 3 10	1	1	2	0	1	24			
11 Jordan Miller	G 23:56	6-10	1-2	1-1	2 2 4	1 1 14	3	1	1	0	0	20			
24 Nijel Pack	G 24:30	3-9	1-4	0-0	0 2 3	1 0 7	5	4	0	1	0	23			
55 Woopie Poplar	G 23:08	2-5	1-3	2-2	0 5 3	2 7 2	1	3	0	0	0	22			
4 Benesley Joseph	22:22	1-6	0-3	3-3	1 2 3	1 2 5	2	1	1	1	0	15			
1 Anthony Walker	16:56	2-3	1-1	0-0	2 3 5	2 0 5	1	0	2	0	0	4			
5 Harford Beverly	11:51	1-2	0-1	1-1	0 2 2	1 2 3	2	3	0	0	0	5			
0 AJ Casey	09:40	3-4	0-1	0-0	1 3 4	2 0 6	0	1	0	1	0	9			
3 Christian Watson	10:55	2-6	1-3	0-0	0 1 1	0 0 5	1	1	0	0	0	-4			
12 Favour Aire	09:59	2-3	0-0	2-3	2 1 3	4 2 6	0	1	0	0	0	-4			
13 Jakai Robinson	03:40	0-0	0-0	0-0	0 0 0	0 0 0	0	0	0	0	0	-3			
10 Filippos Glogkos	01:58	0-0	0-0	0-0	0 0 0	0 0 0	0	0	0	0	0	0			
Team					0 0 0	0	0								
Totals		32:64	6-22	10-11	10 29 39	17 12 80	18	16	10	7	1	27			

Technical Fouls: NONE

Louisville - 53

NO. Name	Min
----------	-----

GAME 11

Dec. 17, 2022 • Louisville 61, Florida A&M 55
KFC Yum! Center • Louisville, Ky.



Official Basketball Box Score - Final
Florida A&M at Louisville
12/17/22 KFC Yum! Center, Louisville
2022-23 Men's Basketball

Game Time: 2:04 PM
Game Duration: 2:02
Attendance: 11,736

Officials: A.J. Desai, Jerry Heater, Chase Shaw

Florida A&M - 55 Record: 2-7

NO. Name	Min	FG M-A	3P M-A	FT M-A	Rebounds OR DR TOT	Fouls PF FD	TP	AS	TO	ST	Blocks BS BA +/-
5 Jaylen Bates	F 38:09	6-13	1-3	0-1	1 6 7	3 1	13	0	4	1	1 2 -6
10 Chase Barrs	F 25:20	1-5	0-1	0-0	2 3 5	2 1	2	0	1	1	0 1 -5
1 Byron Smith	G 15:31	1-3	1-2	0-1	0 1 1	2 3	3	2	2	0	0 0 -4
2 Jordan Chatman	G 24:37	3-8	0-1	1-2	2 2 4	2 3	7	0	1	1	1 2 -7
23 Jordan Tillmon	G 37:09	6-16	2-6	3-4	1 1 2	1 3	17	2	1	3	1 -7
4 Hantz Louis-Jeune	25:46	2-6	0-1	1-1	2 3 5	3 2	5	1	1	3	1 -1
22 Sayd Burnside	08:49	0-0	0-0	0-0	1 0 1	1 0	0	0	1	0	0 0 -0
34 Richard Mathews	07:55	0-2	0-1	0-0	0 0 0	3 0	0	1	0	0	0 1 -5
0 Dimingus Stevens	09:25	3-10	2-6	0-1	1 0 1	2 3	8	0	2	0	0 0 -6
14 Tarig Eisa	07:20	0-1	0-1	0-0	1 1 2	2 0	0	0	1	1	0 0 -1
Team					3 0 3	0	0	2			
Totals		22-64	6-22	5-10	14 17 31	22 15	55	6	15	11	3 8 -6

Shooting By Period	1st FG%	2nd FG%	3rd FG%	4th FG%	5th FG%	GM FG%	FT%
1st FG%	8-30	26.7%					
3PT%	2-10	20.0%					
FT%	2-3	66.7%					
2nd FG%	14-34	41.2%					
3PT%	4-12	33.3%					
FT%	3-7	42.9%					
GM FG%	22-64	34.4%					
3PT%	6-22	27.3%					
FT%	5-10	50.0%					
Dead Ball Rebounds:	1	0					

Technical Fouls: NONE

Louisville - 61 Record: 2-8

NO. Name	Min	FG M-A	3P M-A	FT M-A	Rebounds OR DR TOT	Fouls PF FD	TP	AS	TO	ST	Blocks BS BA +/-
1 Mike James	F 24:10	1-5	0-2	3-4	1 1 2	3 4	5	0	4	1	0 1 0
5 Brandon Huntley-Hatfield	F 28:01	3-6	0-1	2-2	3 6 9	0 2	8	1	0	0	0 3 -5
21 Sydney Curry	F 27:26	5-7	0-0	3-6	5 14 19	3 3	13	0	4	1	2 0 9
24 Jae'Lyn Withers	F 18:05	3-6	1-2	0-0	2 3 5	1 2	7	1	4	0	1 1 11
3 El Ellis	G 34:17	4-9	0-3	5-7	0 2 2	3 6	13	7	5	2	0 0 -6
12 JJ Traynor	24:23	2-4	1-2	1-2	1 2 3	0 1	6	0	0	1	0 0 9
11 Fabio Basili	15:50	0-2	0-1	0-0	0 2 2	3 1	0	0	2	2	1 1 6
22 Kamari Lands	23:55	1-5	1-3	4-4	0 2 2	1 2	7	0	2	0	0 1 -3
15 Hercy Miller	03:53	0-1	0-0	2-2	0 0 0	1 1	2	0	0	0	0 0 -3
Team					1 0 1	0	0	1			
Totals		19-45	3-14	20-27	13 32 45	15 22	61	9	22	7	8 3 6

Shooting By Period	1st FG%	2nd FG%	3rd FG%	4th FG%	5th FG%	GM FG%	FT%
1st FG%	7-23	30.4%					
3PT%	1-11	9.1%					
FT%	7-9	77.8%					
2nd FG%	12-22	54.5%					
3PT%	2-3	66.7%					
FT%	13-18	72.2%					
GM FG%	19-45	42.2%					
3PT%	3-14	21.4%					
FT%	20-27	74.1%					
Dead Ball Rebounds:	3	0					

Technical Fouls: NONE

	FAM	LOU
Biggest lead	0 (1 st 20:00)	12 (2 nd 7:49)
Best Scoring Run	7 (2 nd 15:56)	10 (2 nd 9:58)
Lead Changes	0	0
Times Tied	2	0
Time with Lead	00:00	36:38

Points from	FAM	LOU
Turnovers	21	9
Paint	28	30
Second Chance	8	10
Fast Breaks	11	8
Bench	13	15

Period by Period Scoring	1st	2nd	TOT
FAM	20	35	55
LOU	22	39	61

GAME 12

Dec. 20, 2022 • Lipscomb 75, Louisville 67
KFC Yum! Center • Louisville, Ky.



Official Basketball Box Score - Final
Lipscomb at Louisville
12/20/22 KFC Yum! Center, Louisville
2022-23 Men's Basketball

Game Time: 6:00 PM
Game Duration: 1:50
Attendance: 11,861

Officials: Jamie Luckie, Matt Potter, Rayne Symons

Lipscomb - 75 Record: 8-5

NO. Name	Min	FG M-A	3P M-A	FT M-A	Rebounds OR DR TOT	Fouls PF FD	TP	AS	TO	ST	Blocks BS BA +/-
41 Jacob Ognacevic	F 28:05	7-12	1-4	1-2	2 1 3	0 2	16	0	1	0	1 6
23 Ahsan Asadullah	C 30:55	4-10	0-1	0-1	4 6 10	1 1	8	6	5	2	1 0 0
2 Will Pruitt	G 33:35	2-5	1-4	2-2	1 3 4	3 1	7	5	1	1	0 0 0
3 Trae Benham	G 19:27	4-8	2-6	0-0	1 1 2	2 1	0	1	1	1	0 0 2
4 Derin Boyd	G 32:21	8-11	4-5	3-3	0 9 9	3 3	23	2	2	1	0 0 7
0 A.J. McGinnis	20:03	2-8	0-4	1-2	0 4 4	3 1	5	2	1	0	0 0 13
11 Quincy Clark	10:32	1-2	0-0	0-0	0 0 0	0 0	2	0	2	1	0 0 1 7
32 Matthew Schner	18:17	2-3	0-1	0-0	2 4 6	2 1	4	0	0	0	1 0 10
35 Grant Asman	02:43	0-1	0-1	0-0	0 0 0	0 0	0	0	0	0	0 0 0
14 Tommy Murr	04:03	0-1	0-1	0-0	0 0 0	0 0	0	0	1	0	0 0 -5
Team					1 1 2	0	0	2			
Totals		30-61	8-27	7-10	11 29 40	16 11	75	16	14	5	2 2 8

Shooting By Period	1st FG%	2nd FG%	3rd FG%	4th FG%	5th FG%	GM FG%	FT%
1st FG%	15-32	46.9%					
3PT%	3-14	21.4%					
FT%	0-0	0%					
2nd FG%	15-29	51.7%					
3PT%	5-13	38.5%					
FT%	7-10	70.0%					
GM FG%	30-61	49.2%					
3PT%	8-27	29.6%					
FT%	7-10	70.0%					
Dead Ball Rebounds:	3	0					

Technical Fouls: McGinnis 2nd 4:40

Louisville - 67 Record: 2-10

NO. Name	Min	FG M-A	3P M-A	FT M-A	Rebounds OR DR TOT	Fouls PF FD	TP	AS	TO	ST	Blocks BS BA +/-
1 Mike James	F 30:57	1-5	0-2	0-0	0 2 2	2 1	2	2	2	0	1 1 -2
5 Brandon Huntley-Hatfield	F 22:57	1-6	0-0	2-2	1 3 4	2 1	4	0	1	1	0 0 -11
21 Sydney Curry	F 30:36	5-8	0-0	2-3	2 5 7	3 3	12	0	0	1	1 0 -2
24 Jae'Lyn Withers	F 25:06	4-10	1-2	0-0	1 3 4	1 2	9	1	1	1	0 0 -2
3 El Ellis	G 40:00	6-14	4-9	8-10	0 2 2	1 7	24	6	5	1	0 0 -8
22 Kamari Lands	19:30	1-5	1-4	5-6	0 1 1	2 2	8	0	0	0	0 0 -8
12 JJ Traynor	26:28	4-6	0-1	0-0	2 1 3	0 0	8	1	0	2	0 0 -3
11 Fabio Basili	04:27	0-2	0-0	0-0	0 1 1	0 0	0	0	0	0	0 0 -4
Team					1 1 2	0	0	1			
Totals		22-56	6-18	17-21	7 19 26	11 16	67	10	6	2	2 -8

Shooting By Period	1st FG%	2nd FG%	3rd FG%	4th FG%	5th FG%	GM FG%	FT%
1st FG%	13-33	39.4%					
3PT%	3-9	33.3%					
FT%	3-4	75%					
2nd FG%	9-23	39.1%					
3PT%	3-9	33.3%					
FT%	14-17	82.4%					
GM FG%	22-56	39.3%					
3PT%	6-18	33.3%					
FT%	17-21	81.0%					
Dead Ball Rebounds:	2	1					

Technical Fouls: NONE

	LIP	LOU
Biggest lead	12 (2 nd 6:22)	3 (1 st 18:59)
Best Scoring Run	10 (1 st 11:52)	7 (2 nd 15:08)
Lead Changes	5	0
Times Tied	0	0
Time with Lead	34:12	04:47

Points from	LIP	LOU
Turnovers	9	18
Paint	40	30
Second Chance	6	10
Fast Breaks	11	8
Bench	11	16

Period by Period Scoring	1st	2nd	TOT
LIP	33	42	75
LOU	32	35	67

GAME 13

Dec. 22, 2022 • NC State 76, Louisville 64
PNC Arena • Raleigh, N.C.



Official Basketball Box Score - Final
Louisville at NC State
12/22/22 PNC Arena, Raleigh
2022-23 Men's Basketball

Game Time: 7:00 PM
Game Duration: 2:03
Attendance: 12,446

Officials: Roger Ayers, Bert Smith, Clarence Armstrong

Louisville - 64 Record: 2-11 (0-3)

NO. Name	Min	FG M-A	3P M-A	FT M-A	Rebounds OR DR TOT	Fouls PF FD	TP	AS	TO	ST	Blocks BS BA +/-
1 Mike James	F 34:32	5-6	0-1	0-1	0 5 5	5 1	10	0	3	2	0 0 0
5 Brandon Huntley-Hatfield	F 37:37	5-7	1-1	1-3	3 9 12	1 2	12	1	3	2	0 0 -11
21 Sydney Curry	F 23:19	7-10	0-0	2-5	1 4 5	5 3	16	1	1	0	0 0 9
24 Jae'Lyn Withers	F 16:42	0-3	0-0	1-2	1 2 3	2 1	1	0	3	0	1 1 3
3 El Ellis	G 35:30	2-9	1-2	10-11	1 3 4	0 6	15	2	5	1	1 2 -10
12 JJ Traynor	09:18	0-1	0-0	0-0	0 1 1	1 0	0	0	0	0	0 0 -14
22 Kamari Lands	19:43	2-7	1-3	0-0	0 1 1	1 1	5	1	3	1	0 0 -21
4 Roosevelt Wheeler	09:46	0-0	0-0	0-0	0 1 1	0 0	0	0	0	1	0 0 -8
15 Hercy Miller	06:18	2-2	1-1	0-2	0 0 0	0 0	2	5	0	0	1 0 0 -2
23 Alexander Payne	02:27	0-0	0-0	0-0	0 0 0	0 0	0	0	0	0	0 0 -8
0 Devin Ree	02:38	0-0	0-0	0-0	0 0 0	0 0	0	0	0	0	0 1 0
11 Fabio Basili	02:10	0-0	0-0	0-0	0 1 1	2 0	0	0	0	0	0 0 1
Team					0 0 0	0	0	1			
Totals		23-45	4-8	14-24	6 27 33	18 17	64	5	19	8	5 3 -12

Shooting By Period	1st FG%	2nd FG%	3rd FG%	4th FG%	5th FG%	GM FG%	FT%
1st FG%	10-24	41.7%					
3PT%	4-6	66.7%					
FT%	4-6	66.7%					
2nd FG%	13-21	61.9%					
3PT%	0-2	0.0%					
FT%	10-18	55.6%					
GM FG%	23-45	51.1%					
FT%	4-8	50.0%					
FT%	14-24	58.3%					
Dead Ball Rebounds:	5	0					

Technical Fouls: Withers 1st 12:45 Coach 2nd 6:34

GAME 15

Jan. 3, 2022 • Syracuse 70, Louisville 69
KFC Yum! Center • Louisville, Ky.



Official Basketball Box Score - Final
Syracuse at Louisville
01/03/23 KFC Yum! Center, Louisville
2022-23 Men's Basketball

Game Time: 7:01 PM
Game Duration: 2:02
Attendance: 11,506

Officials: Bert Smith, Jeffrey Anderson, John Gaffney

Syracuse - 70		Record: 10-5 (3-1)												
NO.	Name	Min	FG M-A	3P M-A	FT M-A	Rebounds OR DR TOT	Fouls PF FD	TP	AS	TO	ST	Blocks BS BA	+/-	
0	Chris Bell	F 19:06	3-4	2-3	0-0	1 2 3	0 1 8	1	1	1	0	1	0	-11
13	Benny Williams	F 27:50	0-3	0-1	3-4	1 2 3	2 2 3	1	1	0	0	0	0	-12
14	Jesse Edwards	C 31:31	4-10	0-0	4-8	4 7 11	3 9 12	0	0	2	4	1	8	-
3	Judah Mintz	G 40:00	7-15	0-1	2-2	0 3 3	4 2 16	4	4	2	0	1	1	-
11	Joseph Girard III	G 40:00	7-18	4-8	10-11	0 7 7	3 5 28	4	5	2	0	2	1	-
1	Malik Brown	10:57	0-1	0-0	0-0	0 0 0	0 0 0	0	0	1	0	0	0	15
5	Justin Taylor	20:54	1-3	1-3	0-0	1 1 0	0 0 3	1	0	2	0	0	0	12
55	Mounir Hima	08:29	0-0	0-0	0-0	2 0 2	1 0 0	1	1	2	0	0	0	9
2	John Bol Ajak	01:13	0-0	0-0	0-0	0 1 1	0 0 1	0	1	1	0	0	0	-2
Team						2 0 2	0 1 0							
Totals			22-54	7-16	19-25	10 23 33	13 20 70		13	15	10	5 4 1		

Technical Fouls: NONE

Louisville - 69		Record: 2-13 (0-4)																		
NO.	Name	Min	FG M-A	3P M-A	FT M-A	Rebounds OR DR TOT	Fouls PF FD	TP	AS	TO	ST	Blocks BS BA	+/-							
1	Mike James	F 32:58	7-12	4-6	1-2	1 3 4	3 3 19	2	3	1	1	1	9							
5	Brandon Huntley-Hatfield	F 30:33	3-4	0-0	0-0	3 5 8	3 1 6	2	4	1	2	0	-5							
21	Sydney Curry	F 19:28	2-5	0-0	1-6	4 3 7	3 3 5	1	1	0	0	0	-4							
22	Kamari Lands	F 31:25	3-11	1-6	0-0	2 2 3	1 1 7	1	1	1	0	0	-8							
3	El Ellis	G 40:00	7-14	4-8	2-2	2 4 4	2 4 20	9	4	3	0	1	-1							
12	JJ Traynor	19:03	1-5	0-1	0-0	1 1 0	2 1 3	0	2	1	0	0	1							
24	Jae'Lyn Withers	22:05	4-11	2-6	0-0	0 7 7	4 0 10	1	2	1	1	0	3							
4	Roosevelt Wheeler	04:28	0-1	0-0	0-0	1 1 2	1 1 0	0	0	0	0	0	0							
						2 0 2	0 4 0													
Team						0 4														
Totals						27-63	11-27	4-10	15	23	38	20	13	69	17	21	7	4	5	-1

Technical Fouls: NONE

SYR		LOU	
Biggest lead	6 (1 st 17:16)	9 (1 st 12:33)	
Best Scoring Run	12 (1 st 8:58)	13 (1 st 12:33)	
Lead Changes	10		
Times Tied	6		
Time with Lead	16:43	17:01	

Points from		SYR		LOU	
Turnovers	25	17			
Paint	24	26			
Second Chance	7	19			
Fast Breaks	8	9			
Bench	3	12			

Period by Period Scoring			
	1st	2nd	TOT
SYR	34	36	70
LOU	35	34	69

GAME 16

Jan. 7, 2022 • Wake Forest 80, Louisville 72
KFC Yum! Center • Louisville, Ky.



Official Basketball Box Score - Final
Wake Forest at Louisville
01/07/23 KFC Yum! Center, Louisville
2022-23 Men's Basketball

Game Time: 3:05 PM
Game Duration: 2:05
Attendance: 11,986

Officials: Rayne Stynes, Doug Simmons, Jerry Hester

Wake Forest - 80													Record: 11-5 (3-2)													Shooting By Period												
NO.	Name	Min	FG M-A	3P M-A	FT M-A	Rebounds OR DR TOT	Fouls PF FD	TP	AS	TO	ST	Blocks BS BA	+/-	1 st FG% 16-29	55.2%	2 nd FG% 30-45	45.0%	3 rd FG% 46-60	66.7%	4 th FG% 61-75	50.0%	5 th FG% 76-90	33.3%	6 th FG% 91-110	63.6%	GMFG%	29-55	52.7%	3 rd FT% 13-26	40.6%	4 th FT% 9-14	64.3%						
11	Andrew Carr	F 31:21	2-7	1-6	0-0	1 1 2	3 0 5	1	1	1	1	0	0	9	37%	9-20	45.0%	0	0	0	0	0	0	0	0	0	0	0	0	0	0	0	0	0				
33	Matthew Marsh	C 23:23	2-2	0-0	2-4	2 6 8	0 3 6	0	0	0	0	0	0	9	FT%	2-3	66.7%	0	0	0	0	0	0	0	0	0	0	0	0	0	0	0	0	0				
1	Tyree Appleby	G 31:49	4-8	2-4	3-5	0 4 4	5 5 13	8	3	0	0	0	0	9	2 nd FG%	13-26	50.0%	0	0	0	0	0	0	0	0	0	0	0	0	0	0	0	0	0				
2	Cameron Hildroth	G 30:56	8-10	1-1	2-3	3 5 8	4 3 19	2	2	1	0	0	0	16	3 rd FT%	4-12	33.3%	0	0	0	0	0	0	0	0	0	0	0	0	0	0	0	0	0	0			
30	Damari Monsanto	G 28:51	8-16	5-12	0-0	0 4 4	2 3 21	0	1	1	1	0	0	23	4 th FT%	7-11	63.6%	0	0	0	0	0	0	0	0	0	0	0	0	0	0	0	0	0	0			
4	Davien Williamson	24:54	4-9	3-6	2-2	1 1 2	2 1 13	2	2	0	0	0	1	-14	GMFG%	29-55	52.7%	0	0	0	0	0	0	0	0	0	0	0	0	0	0	0	0	0	0			
20	Davion Bradford	13:05	0-0	0-0	0-0	0 2 2	3 1 0	0	0	0	0	0	1	-4	3 rd FT%	13-26	40.6%	0	0	0	0	0	0	0	0	0	0	0	0	0	0	0	0	0	0			
34	Bobi Klintman	15:41	1-3	1-3	0-0	0 0 0	2 0 3	1	1	0	0	0	0	-3	4 th FT%	9-14	64.3%	0	0	0	0	0	0	0	0	0	0	0	0	0	0	0	0	0	0			
Team						1 0 1	0 1 0																															
Totals			29-55	13-32	9-14	8 23 31	21 16 80	14	11	3	1	1	8																									

Technical Fouls: NONE

Louisville - 12												
Record: 2-14 (0-5)												
NO. Name	Min	FG M-A	3P M-A	FT M-A	OR Rebounds	DR Rebounds	Fouls PF	FD	TP AS	TO ST	Blocks BS BA	+/-
Shooting By Period												
1st FG% 11-30 36.7%												
FT% 3-14 21.4%												
3PT% 1-3 33.3%												
2nd FG% 15-29 51.7%												
FT% 6-14 42.9%												
3PT% 6-17 58.8%												
GMFG% 26-59 44.1%												
FT% 9-26 32.1%												
3PT% 1-10 55.0%												
Dead Ball Rebounds: 3.0												
1 Mike James	F 31:35	9-16	5-9	1-4	2 6 8	1 3	24	0	2	2	0 0	2
5 Brandon Huntley-Hatfield	F 22:59	1-2	0-1	0-0	2 2 4	4 2	0	4	0	0	0 0	-16
21 Sydney Curry	F 23:59	2-3	0-0	1-2	3 3 6	2 1	5	1	0	1	0 0	1
22 Kamari Lands	F 18:15	1-7	1-2	0-0	1 0 1	1 0	3	0	1	0	0 0	-12
3 El Ellis	G 38:25	7-13	1-6	5-9	0 3 3	4 8	20	8	2	2	0 0	-7
12 JJ Traynor	29:08	3-7	0-4	1-1	3 4 7	2 2	7	0	1	0	0 0	7
24 Jae'Lyn Withers	26:52	3-7	2-4	3-4	2 3 5	1 4	11	0	1	0	1 0	-6
4 Roosevelt Wheeler	03:54	0-0	0-0	1-0	1 1 1	1 0	0	0	1	0	0 0	-8
11 Fabio Basili	01:28	0-1	0-0	0-0	0 0 0	0 0	0	0	0	0	0 0	-1
15 Hercy Miller	05:25	0-3	0-2	0-0	0 0 0	0 0	0	0	0	0	0 0	1
Team					1 0 1	0	2					
Totals		26-59	9-28	11-20	15 21 36	16 21	72	9	14	5 1	1	-8

Technical Fouls: NONE

WFO		LOU	
Biggest lead	22 (2 nd 14:50)	0 (1 st 20:00)	
Best Scoring Run	14 (1 st 9:13)	8 (2 nd 6:04)	
Lead Changes	0		
Times Tied	0		
Time with Lead	39:47	00:00	

Points from		WFO		LOU	
Turnovers	21	12			
Paint	28	34			
Second Chance	3	16			
Fast Breaks	4	6			
Bench	16	18			

Period by Period Scoring			
	1st	2nd	TOT
WFO	43	37	80
LOU	26	46	72

GAME 17

Jan. 11, 2022 • Clemson 83, Louisville 70
Littlejohn Coliseum • Clemson, S.C.



Official Basketball Box Score - Final
Louisville at Clemson
01/11/23 Littlejohn Coliseum, Clemson
2022-23 Clemson Men's Basketball

Game Time: 9:00 PM
Game Duration: 2:04
Attendance: 7,769

Officials: Bill Covington Jr., Clarence Armstrong, Jenna Reneau

Louisville - 70					Record: 2-15 (0-6)									
NO.	Name	Min	FG M-A	3P M-A	FT M-A	Rebounds OR DR TOT	Fouls PF FD	TP	AS	TO	ST	Blocks BS BA	+/-	
1	Mike James	F 35:16	4-10	0-2	9-11	2 3 5	4 9 17	1	0	1	0	1	-5	
5	Brandon Huntley-Hatfield	F 16:40	2-5	1-2	0-0	1 3 4	3 0 5	1	3	0	0	0	-6	
21	Sydney Curry	F 34:38	3-5	0-0	4-6	2 4 6	4 4 10	1	0	0	0	0	-14	
22	Kamari Lands	F 21:08	2-4	2-4	0-0	0 0 0	4 0 6	1	1	0	0	0	2	
3	El Ellis	G 40:00	4-16	2-4	2-3	0 3 3	2 4 12	5	3	3	0	2	-13	
24	Jae'Lyn Withers	21:07	4-6	3-3	0-0	0 1 1	2 1 11	0	3	1	1	1	-13	
12	JJ Traynor	21:50	3-5	1-2	2-3	3 2 5	1 2 9	1	2	0	0	0	0	
15	Hercy Miller	04:17	0-2	0-2	0-0	1 0 1	1 0 0	0	1	0	0	0	-9	
23	Alexander Payne	05:04	0-1	0-1	0-0	1 0 1	0 0 0	0	0	0	0	0	-7	
Team						1 3 4	0 2 0							
Totals			22-54	9-20	17-23	11 19 30	21 20 70	10	15	5	1	4	-13	

Technical Fouls: NONE

Jemson - 83		Record: 14-3 (6-0)												
NO.	Name	Min	FG M-A	3P M-A	FT M-A	Rebounds OR DR TOT	Fouls PF FD	TP	AS	TO	ST	Blocks BS BA	+/-	
4	Ian Schieffelin	F 27:24	3-5	1-2	1-1	0 3 3	3 3 8	3	2	1	1	0	1	
5	Hunter Tyson	F 35:29	9-14	4-7	6-9	2 9 11	1 7 28	0	1	1	0	0	4	
24	PJ Hall	F 16:28	3-7	0-0	4-4	0 1 1	3 3 10	0	1	0	1	0	-4	
1	Chase Hunter	G 38:34	4-10	1-5	4-4	1 6 7	3 4 13	4	3	0	0	0	18	
11	Brevin Galloway	G 25:07	3-8	2-6	2-2	0 1 1	4 1 10	2	3	1	0	1	13	
2	Dillon Hunter	03:03	0-1	0-1	0-0	0 1 1	1 0 0	0	0	0	0	0	-2	
10	Ben Middlebrooks	23:32	2-2	0-0	2-3	2 3 5	1 3 6	1	1	0	1	0	17	
0	Josh Beadle	21:31	1-3	0-0	0-0	0 1 1	3 0 2	1	0	2	0	0	13	
22	RJ Godfrey	08:38	3-3	0-0	0-0	2 0 2	1 0 6	1	0	0	0	0	5	
21	Chauncey Wiggins	00:14	0-0	0-0	0-0	0 0 0	0 0 0	0	0	0	0	0	0	
Team						0 1 1	0 1 0		0	1				
Totals			28-53	8-21	19-23	7 26 33	20 21 83	11	11	7	4	1	13	

Technical Fouls: NONE

LOU		CLE	
Biggest lead	9 (1 st 12:40)	17 (2 nd 17:05)	
Best Scoring Run	9 (1 st 12:40)	11 (1 st 8:50)	
Lead Changes	1		
Times Tied	4		
Time with Lead	08:43	28:19	

Points from		LOU		CLE	
Turnovers	9	18			
Paint	26	38			
Second Chance	13	13			
Fast Breaks	2	11			
Bench	20	14			

Period by Period Scoring			
	1st	2nd	TOT
LOU	28	42	70
CLE	40	43	83

2022-23 OVERALL SEASON STATISTICS

Game Records

Record	Overall	Home	Away	Neutral
ALL GAMES	2-15	2-8	0-4	0-3
CONFERENCE	0-6	0-3	0-3	0-0
NON-CONFERENCE	2-9	2-5	0-1	0-3

Score by Periods

Team	1st	2nd	OT	TOT
Louisville	483	589	0	1072
Opponents	608	666	0	1274

Team Box Score

No. Player					Total		3-Point		F-Throw		Rebounds											
		GP-GS	MIN	AVG	FG-FGA	FG%	3FG-3FGA	3FG%	FT-FTA	FT%	OFF	DEF	TOT	AVG	PF	DQ	A	TO	BLK	STL	PTS	AVG
3	ELLIS, El	17-17	606:56	35.7	96-247	.389	34-102	.333	71-95	.747	6	38	44	2.6	25	0	80	75	1	20	297	17.5
1	JAMES, Mike	17-17	514:03	30.2	51-109	.468	18-46	.391	37-50	.740	12	47	59	3.5	40	1	15	38	8	12	157	9.2
24	WITHERS, Jae'Lyn	17-14	383:38	22.6	49-112	.438	20-47	.426	20-26	.769	12	65	77	4.5	43	2	12	40	7	13	138	8.1
5	HUNTLEY-HATFIELD, Brandon	17-17	474:58	27.9	49-103	.476	5-15	.333	25-34	.735	27	75	102	6.0	32	0	11	37	13	12	128	7.5
22	LANDS, Kamari	17-3	341:10	20.1	26-97	.268	13-50	.260	33-36	.917	6	26	32	1.9	21	0	8	17	1	8	98	5.8
12	TRAYNOR, JJ	17-2	369:24	21.7	37-84	.440	11-33	.333	7-11	.636	20	28	48	2.8	24	1	8	16	5	9	92	5.4
21	CURRY, Sydney	17-15	323:08	19.0	34-59	.576	0-0	.000	21-41	.512	29	61	90	5.3	39	1	6	14	6	6	89	5.2
15	MILLER, Hercy	14-0	113:46	8.1	8-30	.267	3-13	.231	7-12	.583	5	9	14	1.0	14	0	5	8	0	4	26	1.9
0	REE, Devin	7-0	32:21	4.6	4-8	.500	1-4	.250	2-2	1.000	0	3	3	0.4	1	0	0	2	3	1	11	1.6
4	WHEELER, Roosevelt	11-0	109:11	9.9	6-16	.375	0-0	.000	5-10	.500	13	13	26	2.4	14	0	2	4	2	3	17	1.5
11	BASILII, Fabio	11-0	87:01	7.9	6-27	.222	1-9	.111	3-5	.600	2	10	12	1.1	20	0	6	9	1	5	16	1.5
23	PAYNE, Alexander	11-0	36:19	3.3	1-4	.250	0-3	.000	1-2	.500	3	5	8	0.7	7	0	1	1	0	0	3	0.3
33	MCCOOL, Aidan	3-0	03:43	1.2	0-0	.000	0-0	.000	0-0	.000	0	1	1	0.3	0	0	0	0	0	0	0	0.0
30	MYLES-DEVORE, Ashton	3-0	04:22	1.5	0-1	.000	0-1	.000	0-0	.000	0	0	0	0.0	0	0	0	0	0	0	0	0.0
Team											19	12	31					21				
Total		17	3400		367-897	.409	106-323	.328	232-324	.716	154	393	547	32.2	280	5	154	282	47	93	1072	63.1
Opponents		17	3400		471-991	.475	129-371	.348	203-292	.695	168	415	583	34.3	300	5	235	209	54	121	1274	74.9

Team Statistics

	LOU	OPP
Scoring	1072	1274
Points per game	63.1	74.9
Scoring margin	-11.9	-
Field goals-att	367-897	471-991
Field goal pct	.409	.475
3 point fg-att	106-323	129-371
3-point FG pct	.328	.348
3-pt FG made per game	6.2	7.6
Free throws-att	232-324	203-292
Free throw pct	.716	.695
F-Throws made per game	13.6	11.9
Rebounds	547	583
Rebounds per game	32.2	34.3
Rebounding margin	-2.1	-
Assists	154	235
Assists per game	9.1	13.8
Turnovers	282	209
Turnovers per game	16.6	12.3
Turnover margin	-4.3	-
Assist/turnover ratio	0.5	1.1
Steals	93	121
Steals per game	5.5	7.1
Blocks	47	54
Blocks per game	2.8	3.2
Winning streak	0	-
Home win streak	0	-
Attendance	123032	46887
Home games-Avg/Game	10-12303	4-11722
Neutral site-Avg/Game	-	3-2400

Team Results

Date	Opponent		Score	Att.
11/09/2022	Bellarmino	L	66-67	14865
11/12/2022	Wright St.	L	72-73	12720
11/15/2022	App State	L	60-61	11919
11/21/2022	vs Arkansas	L	54-80	2400
11/22/2022	vs Texas Tech	L	38-70	2400
11/23/2022	vs Cincinnati	L	62-81	2400
11/29/2022	Maryland	L	54-79	12211
12/04/2022	Miami (FL)	L	53-80	11811
12/10/2022	at Florida St.	L	53-75	5718
12/14/2022	Western Ky.	W	94-83	12417
12/17/2022	Florida A&M	W	61-55	11736
12/20/2022	Lipscomb	L	67-75	11861
12/22/2022	at NC State	L	64-76	12446
12/31/2022	at Kentucky	L	63-86	20934
01/03/2023	Syracuse	L	69-70	11506
01/07/2023	Wake Forest	L	72-80	11986
01/11/2023	at Clemson	L	70-83	7789

2022-23 CONFERENCE PLAY STATISTICS

Game Records

Record	Overall	Home	Away	Neutral
ALL GAMES	0-6	0-3	0-3	0-0
CONFERENCE	0-6	0-3	0-3	0-0
NON-CONFERENCE	0-0	0-0	0-0	0-0

Score by Periods

Team	1st	2nd	OT	TOT
Louisville	164	217	0	381
Opponents	226	238	0	464

Team Box Score

No.	Player				Total		3-Point		F-Throw		Rebounds													
		GP-GS	MIN	AVG	FG-FGA	FG%	3FG-3FGA	3FG%	FT-FTA	FT%	OFF	DEF	TOT	AVG	PF	DQ	A	TO	BLK	STL	PTS	AVG		
3	ELLIS, El	6-6	212:39	35.4	26-79	.329	10-30	.333	27-36	.750	5	15	20	3.3	13	0	31	25	1	9	89	14.8		
1	JAMES, Mike	6-6	189:22	31.6	30-54	.556	12-24	.500	16-24	.667	6	22	28	4.7	16	1	5	13	3	6	88	14.7		
24	WITHERS, Jae'Lyn	6-3	137:52	23.0	18-45	.400	11-22	.500	6-8	.750	6	23	29	4.8	13	0	4	13	6	3	53	8.8		
21	CURRY, Sydney	6-6	121:17	20.2	16-25	.640	0-0	.000	9-21	.429	11	17	28	4.7	19	1	4	4	0	1	41	6.8		
5	HUNTLEY-HATFIELD, Brandon	6-6	166:18	27.7	16-34	.471	2-5	.400	3-7	.429	15	27	42	7.0	13	0	4	18	3	3	37	6.2		
22	LANDS, Kamari	6-3	122:08	20.4	12-40	.300	6-19	.316	2-2	1.000	3	4	7	1.2	8	0	4	7	0	5	32	5.3		
12	TRAYNOR, JJ	6-0	112:28	18.7	10-25	.400	3-11	.273	3-4	.750	7	11	18	3.0	7	0	3	7	1	0	26	4.3		
15	MILLER, Hercy	5-0	27:55	5.6	3-12	.250	1-7	.143	0-2	.000	1	0	1	0.2	1	0	1	2	0	1	7	1.4		
0	REE, Devin	3-0	13:15	4.4	2-3	.667	0-1	.000	0-0	.000	0	0	0	0.0	0	0	0	1	1	1	4	1.3		
11	BASIL, Fabio	4-0	34:40	8.7	1-9	.111	0-4	.000	0-0	.000	1	7	8	2.0	7	0	4	2	0	1	2	0.5		
4	WHEELER, Roosevelt	5-0	41:09	8.2	1-6	.167	0-0	.000	0-0	.000	2	2	4	0.8	3	0	0	2	0	3	2	0.4		
23	PAYNE, Alexander	4-0	17:09	4.3	0-2	.000	0-2	.000	0-0	.000	2	3	5	1.3	3	0	1	0	0	0	0	0.0		
33	MCCOOL, Aidan	1-0	01:34	1.6	0-0	.000	0-0	.000	0-0	.000	0	1	1	1.0	0	0	0	0	0	0	0	0.0		
30	MYLES-DEVORE, Ashton	1-0	02:13	2.2	0-1	.000	0-1	.000	0-0	.000	0	0	0	0.0	0	0	0	0	0	0	0	0.0		
Team											7	5	12					10						
Total		6	1200		135-335	.403	45-126	.357	66-104	.635	66	137	203	33.8	103	2	61	104	15	33	381	63.5		
Opponents		6	1200		165-350	.471	51-136	.375	83-110	.755	57	154	211	35.2	102	2	86	70	27	41	464	77.3		

Team Statistics

	LOU	OPP
Scoring	381	464
Points per game	63.5	77.3
Scoring margin	-13.8	-
Field goals-att	135-335	165-350
Field goal pct	.403	.471
3 point fg-att	45-126	51-136
3-point FG pct	.357	.375
3-pt FG made per game	7.5	8.5
Free throws-att	66-104	83-110
Free throw pct	.635	.755
F-Throws made per game	11.0	13.8
Rebounds	203	211
Rebounds per game	33.8	35.2
Rebounding margin	-1.3	-
Assists	61	86
Assists per game	10.2	14.3
Turnovers	104	70
Turnovers per game	17.3	11.7
Turnover margin	-5.7	-
Assist/turnover ratio	0.6	1.2
Steals	33	41
Steals per game	5.5	6.8
Blocks	15	27
Blocks per game	2.5	4.5
Winning streak	0	-
Home win streak	0	-
Attendance	35303	25953
Home games-Avg/Game	3-11768	3-8651
Neutral site-Avg/Game	-	0-0

Team Results

Date	Opponent		Score	Att.
12/04/2022	Miami (FL)	L	53-80	11811
12/10/2022	at Florida St.	L	53-75	5718
12/22/2022	at NC State	L	64-76	12446
01/03/2023	Syracuse	L	69-70	11506
01/07/2023	Wake Forest	L	72-80	11986
01/11/2023	at Clemson	L	70-83	7789

2022-23 LOUISVILLE CARDINALS



0 Devin Ree
F | 6-8 | 180 | Fr.
Jackson, Miss.



1 Mike James
G/F | 6-5 | 215 | R-Fr.
Orlando, Fla.



3 El Ellis
G | 6-3 | 180 | Sr.
Durham, N.C.



4 Roosevelt Wheeler
F/C | 6-11 | 240 | So.
Richmond, Va.



5 Brandon Huntley-Hatfield
F | 6-10 | 250 | So.
Clarksville, Tenn.



11 Fabio Basili
G | 6-4 | 175 | Fr.
Orlando, Fla.



12 JJ Traynor
F | 6-8 | 190 | Jr.
Bardstown, Ky.



15 Hercy Miller
G | 6-3 | 180 | So.
Los Angeles, Ca.



21 Sydney Curry
F | 6-8 | 270 | Sr.
Ft. Wayne, Ind.



22 Kamari Lands
F | 6-8 | 220 | Fr.
Indianapolis, Ind.



23 Zan Payne
G/F | 6-5 | 230 | Gr.
Lexington, Ky.



24 Jae'Lyn Withers
F | 6-9 | 220 | R-Jr.
Charlotte, N.C.



30 Ashton Myles-Devore
G | 6-1 | 165 | Jr.
Versailles, Ky.



33 Aidan McCool
G | 6-3 | 165 | Jr.
Charleston, S.C.



Kenny Payne
Head Coach
(Louisville '03)
First year at Louisville



Danny Manning
Associate Head Coach
(Kansas '88)
First year at Louisville



Nolan Smith
Assistant Coach
(Duke '11)
First year at Louisville



Josh Jamieson
Assistant Coach
(Southern Oregon '00)
First year at Louisville