

2017-18 Schedule / Results

Date	Opponent	Television	Time (ET)
November			
Sun. 12	GEORGE MASON	RSN	W 72-61
Fri. 17	OMAHA	ACCNE	W 87-78
Tues. 21	SOUTHERN ILLINOIS	RSN	W 84-42
Fri. 24	ST. FRANCIS	ACCNE	W 84-72
Tues. 28	at Purdue *	ESPN	L 57-66
December			
Sun. 3	#rv/24 SETON HALL	ESPN2	L 77-79
Wed. 6	SIENA +	ESPN2	W 86-60
Sat. 9	INDIANA	ESPN	W 71-62
Mon. 11	BRYANT +	ESPN	W 102-59
Sat. 16	vs. Memphis #	ESPN2	W 81-72
Wed. 20	ALBANY +	ESPNU	W 70-68
Sat. 23	GRAND CANYON	ACCNE	W 74-56
Fri. 29	at #16/15 Kentucky	CBS	L 61-90
January			
Tues. 2	PITTSBURGH	ESPNU	W 77-51
Sat. 6	at #25/25 Clemson	ACCN/WAVE	L 69-74/ot
Wed. 10	at #23/rv Florida State	RSN	W 73-69
Sat. 13	VIRGINIA TECH	ESPN2	W 94-86
Tues. 16	at Notre Dame	ESPN2	W 82-78/2ot
Sun. 21	BOSTON COLLEGE	ACCN/WHAS	W 77-69
Wed. 24	at #rv/24 Miami	ESPN2	L 75-78/ot
Sat. 27	WAKE FOREST	ACCN/WAVE	W 96-77
Wed. 31	at #2/2 Virginia	ESPN2	L 64-74
February			
Sat. 3	FLORIDA STATE	ACCN/WHAS	L 76-80
Mon. 5	SYRACUSE	ESPN	L 73-78
Thur. 8	GEORGIA TECH	ESPN2	W 77-54
Sun. 11	at Pittsburgh	ACCN/WAVE	W 94-60
Sat. 17	#14/16 NORTH CAROLINA	ESPN	L 76-93
Wed. 21	at #5/5 Duke	ESPN	L 56-82
Sat. 24	at Virginia Tech	CBS	W 75-68
March			
Thur. 1	#1/1 VIRGINIA	ACCN/WHAS	L 66-67
Sat. 3	at NC State	ESPN	L 69-76
Wed. 7	Florida State ~	ESPN	W 82-74
Thur. 8	#1/1 Virginia ~	ESPN	L 58-75
Tues. 13	Northern Kentucky ^	ESPN	W 66-58
Sun. 18	Middle Tennessee ^	ESPN2	6:30 p.m.

* Big 10/ACC Challenge, West Lafayette, IN
 + Gotham Classic, Louisville, KY
 # Gotham Classic, Madison Square Garden, New York, NY
 ~ ACC Tournament, Barclays Center, Brooklyn, NY
 ^ NIT First & Second Rounds, Louisville, KY



LOUISVILLE BASKETBALL

1980, 1986, 2013 NCAA Champions □ 10 NCAA Final Fours □ 42 NCAA Tournament Appearances

Sports Information ♦ University of Louisville ♦ Louisville, KY 40292 ♦ www.GoCards.com
 Phone: (502) 852-6581 ♦ Fax: (502) 852-7401 ♦ email: kenny@GoCards.com ♦ Twitter: @KKcards

Louisville Cardinals Basketball Information

Team Information

2017-18 Overall Record	21-13
(Home 15-5, Away 4-7, Neutral 2-1)	
Atlantic Coast Conference Record	9-9
ACC Finish	eighth (tie)
UofL National Ranking	unranked
All-Time Record	1,824-914 (104th yr.)
All-Time NCAA Tournament Record	76-43
(42 Appearances, 10 Final Fours, Three NCAA Championships - 1980, 1986, 2013)	

General/Administration

Location	Louisville, Ky. 40292
Founded / Enrollment	1798 / 22,000
Nickname / Colors	Cardinals / Red & Black
Conference	Atlantic Coast
Home Court	KFC Yum! Center (22,000)
Interim President	Dr. Greg Postel
Faculty Athletics Representative	Elaine Wise
Interim Director of Athletics	Vince Tyra
Website Address	www.GoCards.com



Basketball Staff

Interim Head Coach	David Padgett (Louisville '08)
UofL Record	21-13 (first year)
Overall Record	21-13 (first year)
ACC Record	9-9 (first year)
Assistant Coach	Trent Johnson (Boise State '86)
Assistant Coach	Greg Paulus (Duke '09)
Assistant Coach	R.J. Evans (Holy Cross '12)
Dir. of Basketball Operations	Michael Bowden
Head Trainer	Fred Hina
Strength Coach	Ray Ganong
Equipment Manager	Vinny Tatum
Director of Video Operations	Logan Baumann
Asst. Dir. of Basketball Operations	Wayne Turner
Asst. Video Coordinator	Patrick Reilingh
Executive Assistant to Padgett	Jordan Sucher
Receptionist	Stephanie Davis
Team Doctors	Dr. Jon Becker, Dr. John Ellis, Dr. Chris Pitcock

Contact Information

Sports Information Office	(502) 852-6581
Athletics Office	(502) 852-5732
Basketball Office	(502) 852-6651
Ticket Office	(502) 852-5151
Men's Basketball Contact	
Sr. Assoc. AD/Media Relations/SID	Kenny Klein
Office Phone	(502) 852-6581
Mobile Phone	(502) 599-7865
Email Address	kenny@GoCards.com

Louisville in the NIT

15 Appearances / 15-14 record
 Three National Semifinals, One Championship (1956)

2017-18 Louisville Cardinals (21-13 overall, 9-9 Atlantic Coast Conference)

Probable Starters

No.	Name	Pos.	Ht.	Wt.	Yr.	Hometown (Previous School)	PPG	RPG	Notes
13	Ray Spalding	F	6-10	225	Jr.	Louisville, Ky. (Trinity HS)	12.1	8.7	5th in the ACC in rebounding, 10 double-doubles
22	Deng Adel	G/F	6-7	200	Jr.	Melbourne, Australia (Victory Rock Prep)	15.6	5.3	Double-figure scorer in 31 games (25 straight)
14	Anas Mahmoud	C	7-0	230	Sr.	Cairo, Egypt (West Oaks Academy)	7.0	5.2	Leads ACC in blocked shots (3.0), 7th in NCAA
0	V.J. King	G/F	6-6	190	So.	Cleveland, Ohio (Paul VI Catholic HS)	8.6	3.3	Double-figure scorer in 13 games (20 career)
4	Quentin Snider	G	6-2	175	Sr.	Louisville, Ky. (Ballard HS)	12.1	2.7	3rd in ACC in assists turnover ratio (2.65)

Reserves

1	Lance Thomas	F	6-8	220	Fr.	Norcross, Ga. (Norcross HS)	2.4	1.4	Scored in five of his 11 games this season
2	Darius Perry	G	6-2	175	Fr.	Powder Springs, Ga. (Wheeler HS)	3.7	1.1	14-of-29 threes in last 14 games (.483); .917 FT%
3	Jo Griffin	G	6-1	175	Fr.	Crestwood, Ky. (South Oldham HS)	0.0	0.0	Walk-on guard has played in seven games
5	Malik Williams	F/C	6-11	225	Fr.	Ft. Wayne, Ind. (Snider HS)	3.8	2.4	Started 12 games, two points in last seven games
12	Jacob Redding	G	6-0	165	Fr.	Ft. Wayne, Ind. (Carroll HS)	2.2	0.0	Walk-on appeared in six games, 4-of-4 FG this yr.
24	Dwayne Sutton	F	6-5	200	r-So.	Louisville, Ky. (UNC Asheville)	4.4	4.0	4th in rebounding for UofL; 17 pts., 11 reb. vs. VT
30	Ryan McMahon	G	6-0	175	r-So.	Sarasota, Fla. (Cardinal Mooney HS)	5.9	1.0	37 of his 48 FG this season are three-pointers
33	Jordan Nwora	F	6-7	215	Fr.	Buffalo, N.Y. (Vermont Academy)	5.2	2.2	Double-figure scorer in 8 games, .435 3 pt. FG%

Pronunciation Guide: Adel (uh-DELL), Anas Mahmoud (AH-nuss mah-MOOD), Nwora (WOR-uh; silent N)

■ **Cards Have 16 Straight 20-Win Seasons** — Louisville is one of four Division I schools in the nation which has won 20 or more games in each of the past 16 seasons. Reaching 20 victories this season and extending their streaks are Kansas (29), Duke (22), Gonzaga (20) and Louisville (16). UofL has won at least 19 games in 44 of the last 48 years. The Cardinals gained their 20th victory this season against Florida State on March 7 in the ACC Tournament Second Round.

■ **Cards Finish Tied for Eighth in ACC** -- Louisville posted a 9-9 record in its fourth season in the Atlantic Coast Conference, finishing in a tie for eighth in the league with three of its members ranked among the nation's top 10 teams. Louisville has won at least nine league games for 11 straight seasons. The Cards have finished in the top three in its conference seven of the last 12 years. Louisville was picked to finish fifth in a preseason media poll with Duke as the league favorite. UofL finished in a tie for second last season and was fourth in its first two years in the ACC with identical 12-6 conference records in each of its first three years in the conference.

The Cardinals' have won 23 regular season conference championships (regular season conference championships: American 1, Big East 2, Conference USA 1, Metro 12, Missouri Valley 7). Louisville has won its conference championship or finished second in 27 of the last 42 years. Louisville was the No. 9 seed in the postseason tournament, where it beat Florida State in the second round before falling to eventual tournament champion and top-seeded Virginia in the quarterfinals of the event played at the Barclays Center in Brooklyn, N.Y.

■ **Spalding Shines** — An All-ACC Honorable Mention selection, Ray Spalding blocked his 100th career shot against Virginia on March 1 and reached 600 career rebounds vs. Virginia on March 8. He needs 18 points for 800 career points. He has pulled down at least eight rebounds in 20 games this season. Spalding totalled seven points, 13 rebounds, four blocked shots, three steals and two assists against Northern Kentucky in his last game. He has 11 double-figure scoring efforts in his last 13 games. Spalding scored a career-high 23 points with 12 rebounds at Notre Dame on Jan. 16. He is sixth in the ACC and 44th in the nation in rebounding, averaging 8.7 per game -- nearly double his average from last season (5.5). Spalding is also among the league leaders in steals (11th, 1.50 per game), blocked shots (ninth, 1.71) and offensive rebounding (third, 3.15 per game, 31st in the nation). He has improved his free throw percentage to 64.8 percent this season, up from 54.5 last year. He has 10 double-doubles this season (sixth-most in the ACC) and 12 in his career. Spalding is one of 34 Louisville players to have more than 10 career double-doubles.

■ **Nine ACC Teams in NCAA Tournament** -- A league-record tying nine teams from the Atlantic Coast Conference were selected to participate in the 2018 NCAA Tournament, with six of those teams among the top 20 overall seeds (Clemson, Duke, Florida State, Miami, North Carolina, NC State, Virginia, Virginia Tech and Syracuse). The ACC's nine representatives are the most from any league this season and ties for the second-most ever by any conference, also achieved last year by the ACC. Three additional ACC teams are participating in the National Invitation Tournament (NIT) this year in Louisville, Notre Dame and Boston College. UofL and Notre Dame won their first round games.

Over the past three years, ACC teams have combined to win an NCAA record 47 Tournament games, bettering the previous mark of 42 set by the ACC 2014-16. The ACC's 47 wins are 19 more than any other conference. The ACC set an NCAA Tournament record in 2016 by having six teams reach the Sweet 16, breaking the previous record of five set by the ACC in 2015, and the Big East in 2009. Over the past three years, 12 ACC teams have reached the Sweet 16, four more than any other conference over that span. With 612 wins among its 15 current members, the ACC is the all-time winningest conference in the NCAA Tournament with a .620 winning percentage. The 612 wins are 181 more than the next nearest conference.

■ **Cards Advance** — UofL advanced to the NIT second round with its 66-58 victory over Northern Kentucky. After making just 25 percent of its shots in the first half, the Cardinals connected on 60.8 percent in the final two quarters (14-of-23), the fifth time this season that the Cardinals have made 60 percent or more of their shots in a half. Louisville limited the Norse to 34.4 percent shooting from the field for the game, the 15th opponent that UofL has held below 40 percent accuracy for a game this season. In the first official meeting between the schools (they had met twice in exhibitions), the Cardinals extended their home winning streak against first-time opponents to 48 games; UofL is 236-81 in first-time meetings. Deng Adel led the Cardinals with 20 points, scoring 16 of his total in the second half. Ray Spalding, who did not start after missing practice the previous day with a back ailment, made his presence felt off the bench with game highs of 13 rebounds, four blocked shots and three steals to go with his seven points. Ryan McMahon scored 10 points, his fifth double figure scoring effort of the year.

ACC Teams in the 2018 NCAA Tournament

Team	Record	Seed	Site
Virginia	31-2	1	Charlotte, NC
Duke	26-7	2	Pittsburgh, PA
North Carolina	25-10	2	Charlotte, NC
Clemson	23-9	5	San Diego, CA
Miami	22-9	6	Dallas, TX
Virginia Tech	21-11	8	Pittsburgh, PA
NC State	21-11	9	Wichita, KS
Florida State	20-11	9	Nashville, TN
Syracuse	20-13	11	Dayton, OH

ACC Teams in the 2018 NIT

Notre Dame	20-14	1	South Bend, IN
Louisville	20-13	2	Louisville, KY
Boston College	19-15	5	Bowling Green, KY

GAME INFORMATION

Date: Sunday, March 18, 6:30 p.m. ET

Site: KFC Yum! Center/Crum Court, Louisville, Ky. (22,000) (130-20 in 8th year)

Television: ESPN2 - Anish Shroff play-by-play; Dino Gaudio, analyst.

Radio: WHAS (840 AM) Paul Rogers, play-by-play; Bob Valvano, analyst

Series History: UofL leads 2-0 (1-0 in Louisville, 1-0 neutral)

Last Meeting: UofL 76, Middle Tennessee 68 (Dec. 20, 2005 at Freedom Hall, Louisville, Ky.; Billy Minardi Classic first round)

CARD FILE

■ **Deng Adel** is 13 points short of becoming the Cardinals' 69th career 1,000-point scorer.

■ Louisville is participating in postseason competition for the 48th time in the last 53 years.

■ This is Louisville's **15th appearance** in the NIT. The Cardinals have a 15-14 record in the postseason event and have reached the national semifinals on three occasions, winning the 1956 NIT Championship.

■ Louisville is **fourth in the nation** in blocked shots (6.2 bpg) and ranks 31st in field goal percentage defense (.409). **Anas Mahmoud** is sixth in the nation in blocked shots (3.0) and **Ray Spalding** is 31st in offensive rebounds (3.15).

■ Louisville has made 41.3 percent of their threes over the last 11 games (99-of-240). UofL is 15-3 when it makes eight or more three-pointers in a game. The Cards made a combined 19-of-37 threes in its two ACC Tournament games (.514).

■ Louisville held eight of its 18 ACC opponents to 40 percent or below shooting from the field. The Cardinals collected nine or more steals in seven league games and are second in the ACC in steals in conference games (7.0 per game).

■ **David Padgett** joins Denny Crum (26 wins in 1971-72) and John Dromo (21 in 1967-68) as the only UofL coaches to have won 20 games in their first season with the Cardinals.

■ Louisville is one of just four schools which have won 20 or more games in each of the **last 16 seasons** (also Kansas, Duke and Gonzaga), reaching its 20th victory in the ACC Tournament.

■ Louisville is 20-3 when shooting better from the field than its opponent, 19-3 when committing fewer turnovers than its opponent, and 15-2 when making eight or more three-pointers in a game.

■ Four Cardinals were named to the 2018 All-ACC Academic Team (ACC-best 24 selections over 4 years). UofL achieved a collective 3.083 grade-point average for the 2017 fall semester, with **nine of 14** current student-athletes earning a 3.0 or better GPA (19th consecutive semester with at least a team 3.0 GPA). UofL is one of only two schools in the nation to have perfect men's basketball multi-year Academic Progress Rate (APR) scores each of the past four years.

Some UofL victories and records between 2011-2015 have been vacated as a penalty imposed by the NCAA Committee on Infractions. Those revisions will be reflected following the season.

■ **Cards Make 15th NIT Appearance** -- Louisville is making its 15th National Invitation Tournament appearance and first since 2006, when the Cardinals reached the semifinals of the postseason event in New York. Louisville has a 15-14 record in its 15 appearances, with its best finish in winning the 1956 NIT Championship 62 years ago. The Cardinals have reached the quarterfinals six times and the semifinals on three occasions (1956, 1985, 2006).

The 1956 NIT Champions, which U of L Coach Peck Hickman had directed to a No. 6 national ranking entering the tournament, beat third-ranked Dayton 93-80 in the title game to cap a 26-3 season.

■ **Cards Played 22 Games Against Tournament Teams** -- The Cardinals played 22 games -- nearly a third of its games -- against teams that have advanced to postseason play, posting a 9-13 record. Seventeen games were played against teams which reached the NCAA Tournament (4-13 record; beat Florida State twice, Virginia Tech twice; lost to Clemson, Duke, Florida State, Kentucky, Miami (Fla.), North Carolina, NC State, Purdue, Seton Hall, Syracuse, Virginia three times) and three Cardinal opponents from this season are in the NIT (3-0 record; beat Boston College, Notre Dame, Northern Kentucky), one in the College Invitation Tournament (St. Francis, Pa.) and one in the CBI (Grand Canyon). All 13 of the Cardinals' losses came to teams which are in the 2018 NCAA field.

■ **Tyra was 1956 NIT MVP** -- Former U of L All-America Charlie Tyra was honored as the Most Valuable Player of the 1956 NIT as he led the Cardinals to the national title that season. His 29 points against St. Joseph's in the national semifinal matched the highest single-game scoring output for a player during the 1956 NIT.

During the 1973 NIT, another UofL player -- Allen Murphy -- produced the highest single-game scoring output for a player that year with a 36-point effort against American in the NIT first round.

UofL reached the NIT national semifinals in 2006 when Coach David Padgett was a player with the Cardinals, but he was on the sidelines from knee surgery as a sophomore.

■ **Last Year in the 2017 NIT** -- Last season, TCU beat Georgia Tech 88-56 in the 2017 NIT Championship game. Cal State Bakersfield and Central Florida also advanced to the final four teams in Madison Square Garden from the 32-team event a year ago. ACC schools Clemson and Syracuse also participated in the event: Clemson lost to Oakland in the first round, and Syracuse fell to Mississippi in the second round.

■ **ACC in the NIT** -- The current membership of the ACC has produced 205 NIT appearances and won seven NIT Championships, logging an all-time 217-157 record. Wake Forest was the last ACC team to win the title in 2000. Every current ACC team has made at least six NIT appearances and 14 of the 15 members have participated in the event since 2006. Louisville is joined by Notre Dame and Boston College in the 2018 NIT field.

■ **Experimental Rules in Place for the NIT** -- The 2018 National Invitation Tournament will feature experimental rules intended to give the NCAA Men's Basketball Rules Committee, the Division I Men's Basketball Oversight Committee and the Division I Men's Basketball Competition Committee data as well as feedback to assist in making decisions regarding rules changes. The NCAA rules process has a two-year cycle, and the next possible rules change date is May of 2019.

The 2018 NIT will feature four rules modifications:

- Extend three-point line by approximately 1 foot 8 inches to the same distance used by FIBA for international competition (22 feet 1.75 inches).
- Widen the free-throw lane from 12 feet to 16 feet consistent with the width used by the NBA.
- Game will be divided into four 10-minute quarters as opposed to two 20-minute halves. Teams will shoot two free throws beginning with the fifth foul of each quarter.
- Reset the shot clock to 20 seconds after an offensive rebound instead of the full 30 seconds.

■ **Cards in 2018 NIT Season Tipoff** -- While it's a separately operated event, Louisville will participate in the 2018 NIT Season Tipoff in the Barclays Center in Brooklyn, N.Y. during Thanksgiving week next season. The field also includes Kansas, Marquette and Tennessee in games to be played Nov. 21 and 23. The NIT Season Tip-Off has been played in New York City every November since 1985. Louisville participated in the inaugural event with Duke, Kansas and St. John's.

■ **2018 NIT Field** -- A total of 22 of the 32 NIT teams won at least 20 games in 2017-18 and all 32 teams were at least two games over the .500 mark for the season. NIT teams averaged more than 21 wins during the 2017-18 season. Twenty-one of the 32 NCAA Division I conferences are represented in the 2018 NIT. The ACC's three representatives are the second-most behind the five from the Pac-12. Louisville's 15 NIT appearances is tied for the 21st most, with Temple's 19th trip to the NIT being the most by a 2018 participant.

Most NIT Appearances (2018 participants in bold)

30 St. John's (NY)	16 Fordham
24 Dayton	16 Marquette
21 Bradley	16 Saint Joseph's
19 New Mexico	16 St. Bonaventure
19 Providence	16 West Virginia
19 Temple	15 Alabama
18 Manhattan	15 Louisville
18 Nebraska	15 Minnesota
18 Saint Louis	15 Rhode Island
17 Duquesne	14 Bowling Green
17 Memphis	14 Georgia
17 Seton Hall	14 Illinois St.
17 Villanova	14 Niagara
16 Clemson	14 Rutgers
16 DePaul	

Louisville Results in the National Invitation Tournament

(Won 15, Lost 14, 15 appearances, Won one championship - 1956)

- 1952** ■ March 8 (First round)
Western Kentucky 62, Louisville 59
- 1953** ■ March 7 (First round)
Louisville 92, Georgetown 29
■ March 9 (Second round)
Manhattan 79, Louisville 66
- 1954** ■ March 6 (First round)
St. Francis (NY) 60, Louisville 55
- 1955** ■ March 12 (First round)
Louisville 91, Manhattan 86
■ March 14 (Second round)
Duquesne 74, Louisville 66
- 1956** ■ March 19 (Second round)
Louisville 84, Duquesne 72
■ March 22 (National Semifinal)
Louisville 89, St. Joseph's (PA) 79
■ March 24 (National Championship)
Louisville 93, Dayton 80
- 1966** ■ March 12 (First round)
Boston College 96, Louisville 90 (30T)
- 1969** ■ March 16 (First round)
Louisville 73, Fordham 70
■ March 18 (Second round)
Boston College 88, Louisville 83
- 1970** ■ March 15 (First round)
Oklahoma 74, Louisville 73
- 1971** ■ March 20 (First round)
Providence 65, Louisville 58
- 1973** ■ March 17 (First round)
Louisville 97, American 84
■ March 20 (Second round)
Notre Dame 79, Louisville 71
- 1976** ■ March 16 (Second round)
Providence 73, Louisville 67
- 1985** ■ March 14 (First round)
Louisville 77, Alcorn State 75
■ March 20 (Second round)
Louisville 68, South Florida 61
■ March 24 (Quarterfinal)
Louisville 71, UT-Chattanooga 66
■ March 27 (National Semifinal)
UCLA 75, Louisville 66
■ March 29 (National Consolation)
Tennessee 100, Louisville 84
- 2002** ■ March 12 (First round)
Louisville 66, Princeton 65
■ March 19 (Second round)
Temple 65, Louisville 62
- 2006** ■ March 17 (First round)
Louisville 71, Delaware State 54
■ March 20 (Second round)
Louisville 74, Clemson 58
■ March 22 (Quarterfinal)
Louisville 74, Missouri State 56
■ March 28 (National Semifinal)
South Carolina 78, Louisville 63
- 2018** ■ March 13 (First round)
Louisville 66, Northern Kentucky 58

2017-18 University of Louisville Cardinals Men's Basketball Roster

No.	Name	Pos.	Ht.	Wt.	Yr.	Exp.	Hometown (Previous School)
0	V.J. King	G/F	6-6	190	So.	1L	Cleveland, Ohio (Paul VI Catholic HS)
1	Lance Thomas	F	6-8	220	Fr.	HS	Norcross, Ga. (Norcross HS)
2	Darius Perry	G	6-2	175	Fr.	HS	Powder Springs, Ga. (Wheeler HS)
3	Jo Griffin	G	6-1	175	Fr.	HS	Crestwood, Ky. (South Oldham HS)
4	Quentin Snider	G	6-2	175	Sr.	3L	Louisville, Ky. (Ballard HS)
5	Malik Williams	F/C	6-11	225	Fr.	HS	Ft. Wayne, Ind. (Snider HS)
12	Jacob Redding	G	6-0	165	Fr.	HS	Ft. Wayne, Ind. (Carroll HS)
13	Ray Spalding	F	6-10	225	Jr.	2L	Louisville, Ky. (Trinity HS)
14	Anas Mahmoud	F	7-0	230	Sr.	3L	Cairo, Egypt (West Oaks Academy)
22	Deng Adel	G/F	6-7	200	Jr.	2L	Melbourne, Australia (Victory Rock Prep)
23	Steven Enoch *	C	6-10	240	Jr.	Tr.	Norwalk, Conn. (Univ. of Connecticut)
24	Dwayne Sutton	F	6-5	200	R-So.	Tr.	Louisville, Ky. (UNC Asheville)
30	Ryan McMahan	G	6-0	175	R-So.	1L	Sarasota, Fla. (Cardinal Mooney HS)
33	Jordan Nwora	F	6-7	215	Fr.	HS	Buffalo, N.Y. (Vermont Academy)

Pronunciation Guide: Adel (uh-DELL), Anas Mahmoud (AH-nuss mah-MOOD), Enoch (EE-knock), Nwora (WOR-uh; silent N). *Enoch will sit out the 2017-18 season after transferring from UConn.

■ **Blockbirds** — Louisville is fourth in the nation in blocked shots, rejecting an average of 6.2 shots a game (behind Michigan State 7.4, Illinois Chicago 7.0, Eastern Michigan 6.2). Anas Mahmoud leads the ACC and is sixth in the nation, averaging 3.0 blocks a game while Ray Spalding is ninth in the ACC with 1.71 blocked shots per game. Mahmoud's 101 blocked shots this season are the third-most in a single season at UofL and his 3.0 blocks per game is near UofL single-game leader Gorgui Dieng's top 3.2 average in 2011-12. Louisville has blocked a shot in 267 consecutive games. Ten different Cardinals have blocked shots. UofL has produced double-digit blocks in six games this season. Louisville's 15 blocked shots against Omaha were its most in a game since swatting a school-record 18 shots against Holy Cross on Dec. 7, 2003. The Cardinals also blocked 15 shots against Siena on Dec. 6, including a career-high matching nine from Mahmoud. UofL has blocked five or more shots in 24 of its 34 games this season. Louisville has blocked as many as 14 shots in a game on six occasions over the last 18 years, three of which have come this year. Mahmoud has blocked a shot in 85 career games and is third in career blocked shots at UofL with 215, 52 behind No. 2 Gorgui Dieng. Three of Mahmoud's four blocks at Florida State came in the final 1:26 of the game and three of his four at Notre Dame came in the two overtime periods. Mahmoud is second among current ACC players in career blocks (behind Georgia Tech's Ben Lammers) and is 11th among active NCAA Division I career leaders in blocked shots.

■ **Three-Pointers Key to Success** — Louisville's three-point accuracy has progressively improved. After shooting 35.7 from three-point range entering conference play, the Cardinals connected on 38.2 percent of their threes in ACC play, third-best in the league. Louisville has made at least seven three-pointers in 16 of its last 27 games. UofL's season-best 62.5 percent accuracy on 10-of-16 threes against Florida State on March 7 is the fifth-best ever for the Cardinals (with a minimum 10 made). UofL is 15-3 when it makes eight or more three-pointers in a game this season. The Cardinals have made as many as the season-high 14 threes they buried vs. Memphis (in 26 attempts, .538) on 18 occasions over the last 18 years. UofL made double-digit threes in a game on seven occasions last season and has done it eight times this year. Quentin Snider led the ACC in three-point field goal percentage in conference only statistics (.460, 40-of-87 threes). Louisville made a combined 19-of-37 three-pointers (.514) in its two ACC Tournament games, the third-highest percentage ever in the tournament for teams that played two games.

■ **Adel Paces Cards** — Deng Adel has been the Cardinals' scoring leader in 14 games, including most recently leading UofL with 20 points against Northern Kentucky. Adel, who is 12th in the ACC in scoring averaging 15.6 points per game, has nine 20-point scoring efforts in his last 36 games, including seven this season. He has scored at least nine points in each of his games this season and has 57 career double figure scoring efforts (25 straight, 31 of 32 this season). He has three double-doubles this year, and approached a triple-double with 10 points, nine rebounds and a career-high eight assists at Virginia Tech. A preseason All-ACC selection (second team) and an honorable mention choice in the postseason balloting, Adel is a finalist for the Julius Erving Small Forward of the Year award.

■ **Cardinals Place Four on 2018 All-ACC Academic Team** -- Four UofL men's basketball players were honored on the 2018 All-ACC Academic Men's Basketball team. Earning the honor for the Cardinals were Deng Adel, V.J. King, Jordan Nwora and Ray Spalding. The four selections for Louisville was the second-highest for a school on the 27-member team. Pittsburgh placed five on the squad while seven schools had two selections each. Louisville placed six members on the team last year and seven in its first two ACC seasons. To be eligible for consideration, a student-athlete must have earned a 3.00 grade point average for the previous semester and maintained a 3.00 cumulative average during his academic career. It was the third straight year that Adel and Spalding have earned the recognition and the second for King.

■ **Cardinal Spurts** — Through its 34 games this season, Louisville has produced 52 runs of 8-0 or better, including a 13-0 run against Northern Kentucky in the NIT. The Cardinals had a season-best 18-0 run against Siena on Dec. 6. UofL has forced its opponents into 62 scoring droughts of three minutes or more, including droughts of 3:04 and 4:57 by Northern Kentucky in its last game. A scoreless stretch of 8:18 by Pittsburgh on Jan. 2 was UofL's longest period of scoreless defense this season.

Louisville Most Blocked Shots / Career

Player	Years	Blocks
1. Pervis Ellison	1985-89	374
2. Gorgui Dieng	2010-13	267
3. Anas Mahmoud	2014-18	215
4. Charles Jones	1980-84	208
5. Billy Thompson	1982-86	185

Louisville Most Blocked Shots / Season

Player	Year	Blocks
1. Gorgui Dieng	2011-12	128
2. Pervis Ellison	1987-88	102
3. Anas Mahmoud	2017-18	101
4. Pervis Ellison	1988-89	98
Pervis Ellison	1985-86	92

Louisville Career Double-Doubles

Player	Date	Points	Rebounds
Ray Spalding (12)			
Duke (A)	2/21/18	17 pts.,	10 reb.
North Carolina (H)	2/17/18	18 pts.,	12 reb.
Notre Dame (A)	1/16/18	23 pts.,	12 reb.
Clemson (A)	1/6/18	16 pts.,	14 reb.
Kentucky (A)	12/29/17	12 pts.,	11 reb.
Grand Canyon (H)	12/23/17	21 pts.,	16 reb.
Indiana (H)	12/9/17	10 pts.,	14 reb.
Siena (H)	12/6/17	10 pts.,	10 reb.
St. Francis (H)	11/24/17	19 pts.,	13 reb.
Omaha (H)	11/17/17	19 pts.,	11 reb.
Syracuse (H)	2/26/17	18 pts.,	11 reb.
North Florida (H)	11/21/15	18 pts.,	12 reb.

Deng Adel (4)

Boston College (H)	1/21/18	18 pts.,	10 reb.
Virginia Tech (H)	1/13/18	27 pts.,	11 reb.
Clemson (A)	1/6/18	14 pts.,	11 reb.
Southern Illinois (H)	12/10/16	12 pts.,	12 reb.

Anas Mahmoud (2)

Siena (H)	12/6/17	17 pts.,	13 reb.
Duke (H)	1/14/17	17 pts.,	11 reb.

Dwayne Sutton (1)

Virginia Tech (A)	2/24/17	17 pts.,	11 reb.
-------------------	---------	----------	---------

Louisville in NCAA Statistics Nat'l. (through March 13)

Rank	Category	Stat
4	Blocked Shots per game	6.2
31	FG Percentage Defense	.409
55	Three Point FG Defense	.327
55	Defensive Rebounds/game	27.0
65	Fewest Fouls per game	16.4
71	Turnover Margin	+1.6
73	Turnovers per game	11.8
76	Steals per game	7.0
82	3-Point Field Goal Pct.	.370
88	Scoring Margin	+5.7
91	Free Throw Percentage	.737
96	Rebounds per game	36.9

■ **Card Clips -- Deng Adel** made his 100th career three-pointer in his last game vs. Northern Kentucky. Adel is 13 points short of becoming the Cardinals' 69th career 1,000-point scorer. Louisville is second in the nation behind North Carolina (76) with the most 1,000-point career scorers ... With one more blocked shot to add to his season total of 101 swats, **Anas Mahmoud** can tie Pervis Ellison for the second-most blocked shots in a UofL single season ... Louisville has a 7-2 record in games played on March 18, winning its last six on that date ... Former Cardinal guard **Donovan Mitchell** (2015-17) won the 2018 Verizon NBA Slam Dunk Contest on Feb. 17. Mitchell is the top rookie scorer in the NBA, averaging 19.6 points for the Utah Jazz ... In conference games only statistics, Louisville was third in the ACC in field goal percentage (.462) and fifth in field goal percentage defense (.423) ... Louisville has scored 41 percent of its points inside the paint this season (1,064 of 2,581 points) ... **Quentin Snider** handed out six assists in two of his last four games (at NC State and vs. Florida State). He has handed out at least five assists in six of the last 12 games. He is third in the ACC in assists-turnover ratio (2.65, 35th in the nation) and 11th in assists (4.0). Snider is fifth among active career assist leaders within the ACC with 406 ... UofL is 13-6 when Snider hands out at least four assists in a game ... **Snider** needs four rebounds for 300 in his career ... Snider would be third in the ACC in free throw percentage and among the top individuals in the nation, connecting on 87.4 percent at the free throw line, but he is below the per game minimums ... **Ray Spalding** is sixth among active career blocked shots leaders in the ACC with 107 swats in three seasons ... Over the last 11 games, **Dwayne Sutton** has averaged 5.5 points and 5.1 rebounds while connecting on 56 percent from the field (20-of-36), averaging 19 minutes per game in that stretch ... **Jordan Nwora** sustained a right thigh bruise in practice on March 12 and was hit in that area again in the first half against Northern Kentucky and did not return. His status is day-to-day. UofL is 7-1 when Nwora scores in double figures ... When Louisville buried 6-of-12 three-pointers in the first half against Virginia in the ACC Tournament, it marked the 13th time that the Cardinals made six or more threes in a half this season ... **Malik Williams** scored a season-high 14 points at Pitt, connecting on 4-of-5 three-pointers. In his last 11 games, Williams has made 53 percent of his shots from the field (17-of-32). UofL is 9-1 when Williams grabs at least four rebounds in a game ... Louisville's roster features the nation's seventh-tallest team, with fellow ACC members Syracuse as No. 1 and Duke No. 2 ... The Cardinals started three players from Louisville high schools vs. Virginia Tech -- the "502 Crew" of Quentin Snider, Ray Spalding and Dwayne Sutton -- for the first time since March 24, 1994, vs. Arizona when DeJuan Wheat, Dwayne Morton and Jason Osborne started for UofL. The trio accounted for 51 points and 24 rebounds against the Hokies ... Louisville's 94-60 victory over Pittsburgh on Feb. 11 was the Cards' 143rd consecutive win when scoring 85 or more points in regulation ... Over the last eight seasons, UofL has recovered from nine or more points down to win on 30 occasions, including five this season ... UofL is No. 36 in the RPI, No. 23 in the Sagarin Ratings and is 33 by Ken Pomeroy through March 13. The Cardinals' schedule is ranked as the 12th toughest in the nation by the RPI.

■ **Conference Success at Home** — Louisville has protected its home court well in conference competition in recent years. The Cardinals have a 42-12 record in its conference home games over the last six years (.778). UofL has produced an 8-1 home record in league play in three of the last six years (5-4 this season). In ACC games over the last four years, Louisville's 27 wins (27-9 record) is tied for the fourth-best in the league behind Virginia (31), North Carolina (29) and Duke (29) through the 2017-18 season (Miami also with 27). In road games, UofL is fifth with 18 ACC wins in its four years (18-18 ACC road record).

■ **Gaines Enters UofL Hall of Fame** — **Reece Gaines**, a former All-American men's basketball player for the Cardinals who is fourth in career scoring at the University of Louisville, was among five outstanding individuals who were inducted into the UofL Athletics Hall of Fame on Feb. 2 in the Brown & Williamson Club of Papa John's Cardinal Stadium.

A four-year starter in the Cardinals' backcourt who ranks fourth on the UofL career scoring list with 1,945 points, Gaines (1999-2003) earned second-team All-America honors by The Sporting News, ESPN.com, and Sports Illustrated as a senior in 2002-03. A finalist for national player of the year awards and one of 10 finalists for the Senior CLASS Award, Gaines was a double-figure scorer in 31 games as a senior and in 99 games for his career.

Gaines is third in career three-point goals at UofL with 225 and his 475 career assists rank seventh. His 673 points as a junior are the sixth-most ever for a Louisville player in a single season and his 159 assists as a senior was the fifth-highest single-season total ever at Louisville. He scored a career-high 37 points against Saint Louis as a junior, which is tied for the seventh-highest in UofL history. Gaines was the 15th selection overall by the Orlando Magic in the 2003 NBA Draft first round and played three seasons in the NBA with the Magic, Houston Rockets and Milwaukee Bucks. He finished the season as the interim head men's basketball coach at Eastern Kentucky University.

■ **Patch Supports Cancer Fighters** - The Cardinals have been wearing patches on their uniforms since Feb. 3 in support of two members of Coach David Padgett's family directly affected by cancer. Captains Quentin Snider, Deng Adel and Anas Mahmoud became aware that Padgett had two family members fighting cancer and since died -- a brother-in-law who died from colon cancer on Feb. 21 and his uncle who died Jan. 31 from lung cancer -- and the captains approached Padgett with the thought of wearing a patch to show their support for them and all battling cancer. The patch contains the cancer awareness ribbon colors of blue for colon cancer and white for lung cancer, with "FAMILY," the word the team says in unison each time they break their huddle. The players hope it raises awareness for all battling cancer. To support of the American Cancer Society's work to save lives from cancer or to gain more information, please visit cancer.org.



■ **Snider Achieves Career Mark** - Quentin Snider became the Cardinals' 68th career 1,000-point scorer when he totaled a career-high matching 22 points and season-high matching seven assists at Notre Dame. Currently 42nd with 1,194 career points, he is within six points of reaching 1,200 points and needs 24 points to move up five places to 37th on UofL's all-time scoring list. Snider is eighth among active career scoring leaders in the ACC. Snider has 180 career three-pointers, tied for the eighth-most at Louisville and 15 behind No. 7 Terrence Williams.

Snider is also approaching Louisville's top ten in career assists, needing 13 assists to be included on that top ten list. Snider has led UofL in assists each of the last three years and has his highest total as a senior with 135 this year (109 assists in 2015-16, 115 in '16-17). He is 11th in the ACC in assists (4.0).

Career 1,000 Point Scorers by School

76	North Carolina
68	Louisville
67	Duke
64	Villanova
62	Notre Dame
61	Syracuse

Louisville Home Conference Record, Last Six Years

	Record	Conference
2017-18 5-4	ACC
2016-17 8-1	ACC
2015-16 8-1	ACC
2014-15 6-3	ACC
2013-14 7-2	American
2012-13 8-1	Big East
	42-12, .778	



Louisville Most Career Points (1,000 Point Scorers)

Player	Years	Points
1. Darrell Griffith	1976-80	2,333
....		
37. Bob Lochmueller	1949-52	1,218
38. Peyton Siva	2009-13	1,215
39. Kenny Reeves	1946-50	1,210
40. Jerry Smith	2006-10	1,203
41. Greg Minor	1991-94	1,199
42. Quentin Snider	2014-18	1,194

Louisville Most Career Three-Point Field Goals

Player	Years	3FGM
1. Taquan Dean	2002-06	359
2. DeJuan Wheat	1993-97	323
3. Reece Gaines	1999-03	225
4. Jerry Smith	2006-10	210
5. Edgar Sosa	2006-10	200
6. Preston Knowles	2007-11	198
7. Terrence Williams	2005-09	195
8. Quentin Snider	2015-18	180
Russ Smith	2010-14	180
Francisco Garcia	2002-05	180

2018 New York Life ACC Men's Basketball Tournament

First Round Tuesday, March 7	Second Round Wednesday, March 8	Quarterfinals Thursday, March 9	Semifinals Friday, March 10	Championship Saturday, March 11
		1 Virginia 75		
	8 Florida State 74	Game 8 Virginia 64		
	Game 4 Louisville 58			
	9 Louisville 82	Game 12 Virginia 71		
12 Boston College 87		4 Clemson 90		
Game 1 Boston College 91		Game 9 Clemson 58		
13 Georgia Tech 77	Game 5 Boston College 82			
	5 NC State 87			
10 Notre Dame 67		2 Duke 88		
Game 2 Notre Dame 71		Game 10 Duke 69		
15 Pittsburgh 64	Game 6 Notre Dame 70			
	7 Virginia Tech 65	Game 13 North Carolina 63		
11 Syracuse 73		3 Miami 65		
Game 3 Syracuse 59		Game 11 North Carolina 74		
14 Wake Forest 64	Game 7 North Carolina 82			
	6 North Carolina 78			

■ **Third ACC Tournament for Cards** -- Louisville participated in its third Atlantic Coast Conference Tournament this year, beating Florida State 82-74 in the second round before falling to Virginia 75-58 in the quarterfinals. Virginia won the 2018 tournament, beating North Carolina 71-63 in the championship game. The Cardinals fell 70-60 to North Carolina in the quarterfinals of the 2015 ACC Tournament in Greensboro; and lost 81-77 to Duke in the 2017 quarterfinals in Brooklyn in its only two previous appearances. Louisville did not participate in the 2016 event. It is the seventh league in which the Cardinals have appeared in a post-season tournament. Louisville has won three of its last seven league tournament titles in which it has participated and four over the last nine years it has played (since 2009). Louisville has won 11 of its last 14 conference tournament games and has a 16-5 record with three championships over its last nine conference tournaments. In its last league title, the Cardinals claimed the inaugural 2014 American Athletic Conference Championship in Memphis, beating eventual national champion Connecticut 71-61 in the championship game. Louisville won the 2009, 2012 and 2013 Big East tournament titles. UofL has a composite 82-44 conference tournament record (1-3 ACC, 3-0 American, 13-5 Big East, 13-8 Conference USA, 32-9 Metro Conference, 18-18 Kentucky Intercollegiate Athletic Conference, 2-1 Ohio Valley Conference). UofL has won 19 conference tournament titles (1 American, 3 Big East, 2 C-USA, 11 Metro, 2 K1AC).

2017-18 Atlantic Coast Conference Honors

<p>All-ACC First Team Marvin Bagley III, Duke Jerome Robinson, Boston College Luke Maye, North Carolina Joel Berry II, North Carolina Kyle Guy, Virginia</p> <p>Second Team Tyus Battle, Syracuse Marcquise Reed, Clemson Devon Hall, Virginia Wendell Carter, Jr., Duke Justin Robinson, Virginia Tech</p> <p>Third Team Grayson Allen, Duke Matt Farrell, Notre Dame Ty Jerome, Virginia Josh Okogie, Georgia Tech Omer Yurtseven, NC State</p>	<p>All-Defensive Team Isaiah Wilkins, Virginia Anas Mahmoud, Louisville Elijah Thomas, Clemson Devon Hall, Virginia Ben Lammers, Georgia Tech</p> <p>ACC Player of the Year Marvin Bagley III, Duke</p> <p>ACC Rookie of the Year Marvin Bagley III, Duke</p> <p>ACC Coach of the Year Tony Bennett, Virginia</p> <p>ACC Defensive Player of the Year Isaiah Wilkins, Virginia</p> <p>ACC Most Improved Luke Maye, North Carolina</p>	<p>ACC Sixth Man of the Year De'Andre Hunter, Virginia</p> <p>Honorable Mention Deng Adel, Louisville Ky Bowman, Boston College Lonnie Walker, Miami Bryant Crawford, Wake Forest Markell Johnson, NC State Ray Spalding, Louisville Allerik Freeman, NC State Theo Pinson, North Carolina Terance Mann, Florida State Gabe DeVoe, Clemson</p> <p>All-Freshman Team Marvin Bagley III, Duke Wendell Carter, Jr., Duke Lonnie Walker, Miami De'Andre Hunter, Virginia Oshae Brissett, Syracuse</p>
--	--	--

ATLANTIC COAST CONFERENCE

(ACC standings through March 13)

School	ACC	Overall	Post Season
Virginia.....	17-1	31-2	NCAA
Duke.....	13-5	26-7	NCAA
Clemson.....	11-7	23-9	NCAA
North Carolina.....	11-7	25-10	NCAA
Miami.....	11-7	22-9	NCAA
NC State.....	11-7	21-11	NCAA
Virginia Tech.....	10-8	21-11	NCAA
Florida State.....	9-9	20-11	NCAA
Louisville.....	9-9	21-13	NIT
Syracuse.....	8-10	20-13	NCAA
Notre Dame.....	8-10	21-14	NIT
Boston College.....	7-11	19-16	NIT
Georgia Tech.....	6-12	13-19	
Wake Forest.....	4-14	11-20	
Pittsburgh.....	0-18	8-24	

Louisville in ACC Statistics

Team Statistics	All	Rank	ACC	Rank
Scoring Offense.....	75.9	7	76.1	5
Scoring Defense.....	70.2	8	73.0	8
Scoring Margin.....	+5.7	10	+3.1	4
FT Percentage.....	.737	8	.782	7
FG Percentage.....	.454	8	.462	3
FG Pct. Defense.....	.409	4	.423	5
3-Pt. Percentage.....	.370	6	.382	3
3-Pt. Percentage Defense.....	.327	5	.345	6
Rebounding Margin.....	-0.2	13	-1.5	11
Blocked Shots.....	6.2	1	4.8	4
Assists.....	13.5	10	13.9	8
Steals.....	7.0	4	7.0	2
Turnover Margin.....	+1.6	4	+0.9	5
Assists-Turnover Ratio.....	1.15	9	1.11	10
3FG Made.....	7.7	12	7.7	11

Scoring (all games)	Assists (all games)
12. Deng Adel..... 15.6	11. Quentin Snider..... 4.0
Rebounding	Steals
6. Ray Spalding..... 8.7	11. Ray Spalding..... 1.50
24. Deng Adel..... 5.3	Offensive Rebounds
25. Anas Mahmoud..... 5.2	3. Ray Spalding..... 3.15
Blocked Shots	Assists-Turnovers Ratio
1. Anas Mahmoud..... 2.97	3. Quentin Snider..... 2.65
9. Ray Spalding..... 1.71	Minutes Played
Field Goal Percentage	16. Deng Adel..... 33.7
5. Ray Spalding..... 535	25. Quentin Snider..... 32.4
8. Deng Adel..... 450	

■ **Fourth ACC Season** -- Louisville posted a 9-9 record in its fourth season in the Atlantic Coast Conference, finishing in a tie for eighth in the league with three of its members ranked among the nation's top 10 teams. Louisville has won at least nine league games for 11 straight seasons. The Cards have finished in the top three in its conference six of the last 12 years. Louisville was picked to finish fifth in a preseason media poll with Duke as the league favorite. UofL finished in a tie for second last season and was fourth in its first two years in the ACC with identical 12-6 conference records in each of its first three years in the conference.

This year's No. 9 seed in the ACC Tournament was the lowest in a conference tournament for the Cardinals since it entered the 2006 Big East Tournament with a No. 11 seed. Louisville's women's basketball team won its first ACC Women's Championship, beating Notre Dame 74-72 in the title game on March 4.

■ **About Middle Tennessee** — Louisville has advanced to the Second Round of the 2018 National Invitation Tournament and will play the third-seeded Middle Tennessee Blue Raiders (25-7) on Sunday, March 18 at 6:30 p.m. in the KFC Yum! Center.



Middle Tennessee, which spent two weeks in the AP Top 25 this season and is among those receiving votes in the latest ranking, won its second consecutive Conference USA regular season championship this season with a 16-2 league record. The Blue Raiders are making their fourth straight postseason tournament appearance and seventh in the last nine years, including participating in three NCAA Tournaments, two NIT and two CIT events.

The Blue Raiders are ninth nationally in three-point field goal defense (.307), 28th in scoring defense (65.8), 31st in rebound margin (+5.6) and 32nd in scoring margin (+9.6). MTSU is No. 23 in the Sagarin Ratings, No. 43 by Ken Pomeroy and No. 31 in the RPI through March 13.

Senior forward Nick King (20.9 ppg, 8.5 rpg) was honored as the C-USA Player of the Year and was a third team USA Today All-America selection, the Blue Raiders' first-ever All-American. He is a finalist for the Karl Malone Power Forward of the Year, of which the inaugural award was won by Louisville's Montrezl Harrell in 2015. King has 11 double-doubles on the season and is 29th in the nation in scoring average. Senior guard Giddy Potts (13.4 ppg) was a second-team All-C-USA pick and is 56th in the nation in three-point percentage (.409, 83-of-203 three-pointers)

The campuses are separated by 205 miles with the primary route via Interstate 65 and a short additional trek on I-24.

In its last meeting against Middle Tennessee, Brandon Jenkins scored 20 points and handed out five assists to lead the Cardinals to a 76-68 victory in the first round of the 2005 Billy Minardi Classic played in Louisville's Freedom Hall (12-20-05). Current UofL coach David Padgett totaled 18 points, four rebounds and two blocked shots as the Cardinals' starting center in that game as UofL limited MTSU to 37.5 percent shooting from the floor. It was current Blue Raiders' coach Kermit Davis' fourth season at Middle Tennessee.

Louisville's only other previous meeting against Middle Tennessee was in the 1982 NCAA Midwest Regional Second Round played in Nashville, Tenn., when the Cardinals prevailed 81-56 on March 13, 1982. Derek Smith scored 17 to lead four Cardinals in double figures. After holding a 30-22 halftime edge, UofL shot 70 percent in the second half to pull away. MTSU had beaten Kentucky 50-44 in the first round of the NCAA Tournament that year, denying a UofL-UK matchup that would occur the following season in the 1983 "Dream Game."

Statistical Comparison		
	MTSU	UofL
Record	25-7	21-13
Scoring Average.....	75.3	75.9
Points Allowed	65.8	70.2
Scoring Margin	+9.6	+5.7
FG Percentage.....	.470	.454
Opp. FG Percentage427	.409
3-Pt. Percentage373	.370
FT Percentage743	.737
Rebound Margin	+5.6	-0.2
Turnover Margin	+1.0	+1.6

Last Meeting vs. Middle Tennessee

Louisville 76, Middle Tennessee 68
Dec. 20, 2005 -- FREEDOM HALL
Billy Minardi Classic First Round

Louisville 76												
Player	min	FG	3FG	FT	Reb	Ast	TO	BL	ST	PF	TP	
Palacios	20	1-3	0-0	3-4	7	4	3	0	0	4	5	
Padgett	22	6-9	0-0	6-7	4	0	2	2	0	4	18	
Dean	29	3-9	0-2	4-4	4	3	3	0	0	5	10	
Jenkins	36	7-11	3-6	3-4	2	5	0	1	3	3	20	
Gianiny	35	0-4	0-2	2-3	1	1	1	0	2	0	2	
Williams	12	1-5	1-4	0-0	1	0	1	0	0	1	3	
Johnson, P.	14	2-3	0-0	1-2	2	0	1	0	0	2	5	
Current	0+	0-0	0-0	0-0	0	0	0	0	0	0	0	
Millard	6	0-1	0-0	5-6	2	0	0	0	0	1	5	
Harvey	3	0-1	0-0	0-0	0	0	0	0	0	0	0	
Huffman	3	0-0	0-0	0-0	1	1	0	0	0	2	0	
McGee	5	0-1	0-1	0-0	1	0	1	0	1	1	0	
Farley	9	1-1	0-0	0-0	3	0	1	1	0	1	2	
Johnson, B.	6	3-3	0-0	0-1	2	1	0	0	0	1	6	
Team											2	
Totals	200	24-51	4-15	24-31	32	15	13	4	6	25	76	
Total FG%	1st H:	14-29	48.3%	2nd H:	10-22	45.5%	Game:	47.1%				
3-Pt. FG%	1st H:	2- 8	25.0%	2nd H:	2- 7	28.6%	Game:	26.7%				
F Throw %	1st H:	10-12	83.3%	2nd H:	14-19	73.7%	Game:	77.4%				

Middle Tennessee 68												
Player	min	FG	3FG	FT	Reb	Ast	TO	BL	ST	PF	TP	
Morrison	34	2-11	2-6	5-10	4	0	1	0	0	2	11	
Young	30	3-5	0-0	4-6	12	2	1	1	1	5	10	
Cuyler	10	1-4	1-4	0-0	1	0	3	0	1	5	3	
Howard	28	2-5	0-1	6-8	5	3	2	0	1	2	10	
Vogelsberg	30	1-7	1-4	11-11	5	2	2	0	0	5	14	
Kanaskie	28	0-3	0-2	0-0	0	2	2	0	0	2	0	
Blue	20	6-9	1-2	0-0	5	0	3	0	1	2	13	
Lake	16	1-2	0-0	0-0	1	3	1	0	1	3	2	
Hudson	4	2-2	0-0	1-1	2	0	0	0	0	0	5	
Team											2	
Totals	200	18-48	5-19	27-36	35	12	15	1	5	28	68	
Total FG%	1st H:	6-18	33.3%	2nd H:	12-30	40.0%	Game:	37.5%				
3-Pt. FG%	1st H:	2- 9	22.2%	2nd H:	3-10	30.0%	Game:	26.3%				
F Throw %	1st H:	17-23	73.9%	2nd H:	10-13	76.9%	Game:	75.0%				
Score by Periods	1st	2nd	Total	Attendance:	18,884							
Middle Tennessee	31	37	68	Ties:	0							
Louisville	40	36	76	Lead Changes:	0							

Louisville was a member of Conference USA for 10 years (1995-2005), departing eight years before Middle Tennessee became a member in 2013. The Cardinals won the C-USA regular season and tournament championship in their final year in the league in 2005 and reached the NCAA Final Four that season.

Louisville has a collective 137-80 record against current members of Conference USA, having faced 10 of its 14 current members. The Cardinals beat Old Dominion 68-62 in overtime in the 2016 Battle 4 Atlantis (11-23-18) in the last time it faced a C-USA foe.

MTSU Probable Starters	Ht.	Wt.	Yr.	PPG	RPG	Hometown
F 5 Nick KING	6-7	225	Sr.	20.9	8.5	Memphis, Tenn.
F 25 Karl GAMBLE	6-9	224	Jr.	3.9	3.2	Columbia, S.C.
G 0 Tyrik DIXON	6-1	184	So.	4.9	3.0	Bentonville, Ark.
G 2 Antwain JOHNSON	6-2	197	Jr.	10.3	1.9	Malone, Fla.
G 20 Giddy POTTS	6-2	217	Sr.	13.4	4.3	Athens, Ga.

Head Coach: Kermit Davis (Mississippi St. '82) 332-187 in 16th year at MTSU; 469-262 in 23rd yr. overall.

2017-18 Middle Tennessee State University Blue Raiders Men's Basketball Roster

No.	Name	Pos	Ht	Wt	Yr	Hometown / Previous School
0	Tyrik Dixon	G	6-1	184	So.	Bentonville, Ark. / Southwest Christian Academy
1	Brandon Walters	F	6-10	250	r-Sr.	Chattanooga, Tenn. / Walters State CC
2	Antwain Johnson	G	6-2	197	Jr.	Malone, Fla. / Chipola College
3	Donovan Sims	G	6-0	165	Fr.	Murfreesboro, Tenn. / Blackman HS
4	James Hawthorne	F	6-7	205	Jr.	Prentiss, Miss. / Southwest Mississippi CC
5	Nick King	F	6-7	22	Sr.	Memphis, Tenn. / Alabama
10	Will Slatten	G	6-4	166	r-Fr.	Sparta, Tenn. / Moore County HS
11	Ed Simpson	G	6-2	195	Sr.	Ocean Springs, Miss. / St. Martin HS
12	Therren Shelton-Szmidt	G	6-5	190	Fr.	Mississauga, Ontario / Hamilton Heights Christian Academy (TN)
14	Chase Miller	G	6-0	185	r-So.	Dallas, Texas / Shelton HS
15	TJ Massenburg	F	6-8	220	Fr.	Snellville, Ga. / Shiloh HS
20	Giddy Potts	G	6-2	217	Sr.	Athens, Ala. / Athens HS
21	David Simmons	G	6-3	195	Jr.	Henderson, Ky. / Tallahassee CC
25	Karl Gamble	F	6-9	224	Jr.	Columbia, S.C. / A.C. Flora HS
32	Michael Van Hooser	G	6-3	195	Fr.	Demorest, Ga. / Tallulah Falls School
35	Davion Thomas	F	6-9	215	r-Fr.	Columbus, Ga. / Northside HS
	Antonio Green	G	6-2	180	Jr.	Tupelo, Miss. / UTRGV

Head Coach: Kermit Davis Assistant Coaches: Win Case, Greg Gensing, Ronnie Hamilton

2017-18 Louisville Honors

- Ray Spalding**
 All-ACC Honorable Mention
 All-ACC Academic Team (third straight year)
- Deng Adel**
 All-ACC Honorable Mention
 All-ACC Academic Team (third straight year)
 Finalist for Julius Erving Small Forward of the Year
- Anas Mahmoud**
 All-ACC Defensive Team
- Jordan Nwora**
 ACC Rookie of the Week (games Feb. 5-11)
 All-ACC Academic Team
- V.J. King**
 All-ACC Academic Team

■ **Impressive Academic Performance** -- While the University of Louisville men's basketball team has performed well on the court, the Cardinals have excelled in the classroom as well. The team produced a collective 3.13 grade point average for 2016-17, just below its record 3.40 GPA from the 2013-14 season. Louisville has received an NCAA Public Recognition Award each of the last five years for ranking among the top 10 percent in men's basketball in the Academic Progress Rate, which measures academic eligibility, retention and graduation for student-athletes. The Cardinals had a perfect 1000 APR score for the last four years. Louisville is one of only two schools in the nation to have perfect men's basketball multi-year APR scores each of the past four years. Over the four-year period of the most recent multiyear APR report from 2012-16, Louisville's academic success has come while the men's basketball team won a combined 116 games, capturing the 2013 NCAA championship, and reaching the NCAA Sweet 16 on three occasions.

UofL had a collective 3.083 GPA for the most recent 2017 fall semester and nine of 14 current Cardinals earned a 3.0 or better. The men's basketball team has had a collective 3.0 GPA for 19 consecutive semesters. Four Cardinals were named to the 2018 All-ACC Academic Team and UofL has produced an ACC-best 24 selections over its four years in the league. Louisville placed a league-high six individuals on 2017 ACC All-Academic Team, and a conference-best seven on the team in 2015 and 2016. Prior to entering the ACC, UofL's men's basketball team earned four straight league Team Academic Excellence Awards, recognizing the highest collective grade-point averages in each of the conference sports (2014 American Athletic Conference, 2011-13 Big East).

■ **Effective Defense** — Louisville is 23rd in the nation in Ken Pomeroy's adjusted defensive rankings. The Cardinals are fourth in the nation in blocked shots (6.2 per game), 31st in field goal percentage defense (.409), 76th in steals (7.0 per game), and 65th in personal fouls per game (16.4). UofL limited Northern Kentucky to 58 points, the 46th time in the last four seasons to hold a team under 60 points, including 12 times below 50. Louisville held Southern Illinois to 26.6 percent shooting from the field and just 42 points. Fifteen of Louisville's 34 opponents this season have shot below 40 percent from the field, including holding Northern Ky. to 34.4 percent in its last game.

■ **Cards Beat Non-Conference Leaders** -- Louisville beat three non-conference opponents who finished in the top three of their respective leagues. The Cardinals beat Southern Illinois (Missouri Valley Conference) and St. Francis (Pa.) (Northeast Conference), which finished second in their conferences, and Grand Canyon (Western Athletic Conference), which was third in their league. Northern Kentucky was the Horizon League regular season champion.

■ **Three Million Fans** — Louisville passed the three million mark in total home attendance in the KFC Yum! Center on Jan. 21 this season. A total of 3,121,707 fans have flocked to the spectacular arena to watch UofL play in its eight seasons. Louisville's average home attendance of 20,846 last season was the third largest behind Kentucky and Syracuse. Louisville has ranked among the top six nationally in average home attendance each of the last 36 years (17,383 this season).

■ **Cards vs. Non-Conference Foes** -- Louisville has won 64 of its last 66 non-conference games at home in the KFC Yum! Center, spanning the last eight seasons. The Cardinals won 35 straight over non-conference opponents between falling to Kentucky on Dec. 27, 2014 and its previous home non-conference loss on Dec. 31, 2010 to Kentucky. The other two non-conference losses UofL has suffered in the KFC Yum! Center were a 52-46 setback at the hands of Drexel on Dec. 14, 2010; and 79-77 to Seton Hall on Dec. 3, 2017. In its eighth season in the spectacular KFC Yum! Center, Louisville has an overall 130-20 record in home games, including a 72-4 record against non-conference opponents. The Cardinals have won 28 of their last 29 home games against non-conference opponents, with the loss to Seton Hall on Dec. 3 marring that streak.

■ **21 Sweet 16s for Cards** — Louisville advanced to its 21st NCAA Sweet 16 in 2014-15, its fourth straight. Only four teams have had more Sweet 16 appearances than Louisville's 21 since the NCAA began Sweet 16 records in 1975 (North Carolina 28, Duke 25, Kentucky 25, Kansas 22). The Cardinals have won seven of their last eight regional semifinal games. Louisville has been to at least the Sweet 16 in seven of the last 13 years. Louisville's NCAA Sweet 16 teams: 1975, 1978, 1979, 1980, 1982, 1983, 1984, 1986, 1988, 1989, 1993, 1994, 1996, 1997, 2005, 2008, 2009, 2012, 2013, 2014, 2015. Louisville is one of eight teams that have reached the NCAA Tournament Sweet 16 in four of the last six years for the period from 2012-2017 (also Arizona, Florida, Kansas, Kentucky, Michigan State, North Carolina and Wisconsin).

■ **Cardinals Have Reached 14 Elite Eights** -- Louisville has reached the NCAA Elite Eight on 14 occasions, including five of the last 10 years. Louisville's 14 Elite Eight appearances rank sixth nationally. The NCAA recognizes Elite Eight records since 1951, the first year that all teams in the tournament would be required to win at least one game to advance to the Elite Eight. The Cardinals have a 10-4 record in regional championship games, winning two of their last three. (UofL years in Elite Eight: 1959, 1972, 1975, 1980, 1982, 1983, 1986, 1997, 2005, 2008, 2009, 2012, 2013, 2015).

■ **Overtime** — With three overtime games this year, Louisville stands at 83-45 all-time in overtime games, winning eight of their last 13 overtime games. UofL prevailed in double-overtime at Notre Dame and lost overtime games at Clemson and at Miami. UofL and Notre Dame have played 13 overtime periods in their last 13 games, including an epic five-overtime contest in 2013.

■ **Favorable Free Throws** -- Louisville has connected on 73.7 percent of the free throws, eighth in the ACC. It's the Cardinals' best since the 74.9 percent figure from 2003-04 and close to the record 75.2 percent at the line in 1974-75 season. Quentin Snider's 87.4 percent free throw accuracy would rank second in the ACC, but he fell below the minimums. Darius Perry made his first 21 free throws before missing against Albany (33-of-36 for the season, .917). The 21 straight free throws to open a UofL career was a record (previous: Will Scott, 20 in 2006-07). As a team, UofL has made 77.1 percent of its free throws in the last five minutes of games this season (138-of-179).

	Wins	Losses	Home	Neutral	Away/
Record	21-0	0-13	15-5	6-8	
Scoring Average.....	81.1	67.5	79.2	71.1	
Points Allowed	65.4	77.8	67.5	74.0	
Scoring Margin	+15.7	-10.4	+11.8	-2.9	
FG Percentage.....	.476	.416	.466	.436	
Opp. FG Percentage ..	.386	.448	.397	.426	
3-Pt. Percentage401	.312	.371	.368	
FT Percentage732	.746	.720	.773	
Rebound Margin	+2.0	-3.8	+0.6	-1.3	
Turnover Margin	+4.1	-2.4	+3.6	-1.2	

	1st Half	2nd Half
Scoring Average.....	34.4	40.4
Points Allowed	31.9	36.9
Scoring Margin	+2.4	+3.4
FG Percentage.....	.433	.474
Opp. FG Percentage388	.432
3-Pt. Percentage351	.384
FT Percentage712	.748
Rebound Margin	+0.0	+0.1
Turnover Margin	+0.6	+1.1

	First				
School	Year	Yrs.	Won	Loss	Pct.
1. Kentucky	1903	114	2237	688	.765
2. Kansas	1899	119	2217	839	.725
3. North Carolina	1911	107	2206	781	.739
4. Duke	1906	112	2115	873	.708
5. Syracuse	1901	116	1962	878	.691
6. Temple	1895	121	1886	1053	.642
7. UCLA	1920	98	1852	828	.691
8. Notre Dame	1898	112	1845	993	.650
9. St. John's	1908	109	1817	999	.645
10. Louisville	1911	103	1803	901	.667
11. Indiana	1901	117	1783	995	.642
12. Arizona	1905	112	1769	923	.657
13. Brigham Young	1903	115	1786	1071	.625
14. Utah	1909	109	1779	978	.645
15. Illinois	1906	112	1764	973	.645

North Carolina	28
Duke.....	25
Kentucky	25
Kansas	22
Louisville.....	21

Kentucky	33
North Carolina	26
Kansas	21
Duke.....	20
UCLA.....	20
Louisville.....	14
Michigan State	13

■ **Card Clips -- Deng Adel** and **Ray Spalding** were recognized as honorable mention All-ACC selections while **Anas Mahmoud** was named to the ACC All-Defensive team.

When Louisville buried 6-of-12 three-pointers in the first half against Virginia in the ACC Tournament, it marked the 13th time that the Cardinals made six or more threes in a half this season.

Louisville is 20-3 when shooting better from the field than its opponent, 19-3 when committing fewer turnovers than its opponent, and 15-3 when making eight or more three-pointers in a game.

Deng Adel totaled 20 points and four rebounds against Northern Kentucky in his last game, his 25th straight double-figure scoring game, 31st this season and 57th of his career. His 20 points was his third 20-point effort in six games. He has averaged 15.8 points, 5.9 rebounds and 3.2 assists in the last eight after returning from missing two games with an ankle injury.

Louisville committed eight turnovers against Virginia in the ACC Tournament, its 10th game with single-digit turnovers this season. The Cardinals had committed 15 turnovers in three of its previous five games after going nine games without that many. The Cardinals' 11.8 turnovers per game are the fifth fewest in the ACC.

Quentin Snider's career-high seven three-point field goals at Virginia Tech on Feb. 24 were the most for a Louisville player since Preston Knowles hit seven vs. Syracuse on Feb. 12, 2011. Snider matched a career-high with 22 points and handed out six assists against the Hokies. He led the ACC in three-point field goal percentage in conference only statistics, connecting on 46 percent (40-of-87 threes).

Ray Spalding made 56.8 percent of his field goals in ACC games, third in the ACC. He made at least half of his shots in 16 of 18 ACC games. Spalding is third in the ACC and 59th in the nation in field goal percentage, connecting on 53.5 percent of his shots.

Over the past 14 years (since 2005), Louisville has a collective 69-30 record during the month of March (.697), including 36-14 over the last seven years (.720, since 2012).

Louisville outrebounded Florida State 38-35 in the ACC Tournament second round after being outrebounded by 11 and nine boards in the two regular season meetings. Louisville has held a rebounding advantage over just five of its last 16 opponents, including being outrebounded by seven or more on seven occasions in those 15 games (outrebounded 42-38 by Northern Kentucky in its last game). Louisville held a 44-27 rebounding advantage at Virginia Tech, a game after being beaten 44-30 on the boards at Duke -- a change in margin of 31 in two games. The Cardinals' +17 rebound margin vs. Virginia Tech matched a season-high and marked the fourth double-digit rebounding advantage of the season.

Louisville's bench has contributed 30 or more points in seven games this season, including four of the last 11 (22.4 average bench points in last nine games). UofL's bench contributed 25 points against Northern Kentucky in its last game.

UofL suffered a 67-66 gut-wrenching loss to top-ranked Virginia in its home finale on March 1, after leading by 13 with 11 minutes remaining and by four with 0.9 seconds left. The Cavaliers made two free throws with 0.9 seconds remaining, committed a lane violation during a third attempt, Louisville committed a traveling violation on the ensuing out-of-bounds play, and Virginia's De'Andre Hunter connected on a three-pointer as time expired.

UofL is among 16 programs in the nation that have won at least 70 percent of its games over the last 17 years. UofL has a .736 winning percentage over the last 17 seasons, eighth best in the nation.

■ **Mahmoud Blocked Nine Twice** -- Anas Mahmoud blocked nine shots in a game twice this season -- against Siena (12-6-17) and Albany (12-20-17), both in the KFC Yum! Center. His nine blocks matched the third-most ever by a UofL player and were the most by a Cardinal since Kendall Darteiz had nine in a 56-40 win over Holy Cross on Dec. 7, 2003.

■ **Tournament Title** — After sweeping its four games in the Houzz Gotham Classic round-robin format, Louisville won its 29th regular season tournament championship. In its previous regular season tournament title, UofL claimed the 2015 Brooklyn Hoops Holiday Invitational title by sweeping its four games in the five-team, round-robin event, capped by a 77-57 victory over Saint Louis at the Barclays Center in Brooklyn. The Cards were runner up in the Battle 4 Atlantis last year.

■ **International Flavor** — Louisville has an international flavor with a pair of starters hailing from foreign countries. Deng Adel was born in the Sudan, grew up in Australia and spent his senior year of high school in Florida. From Cairo, Egypt, Anas Mahmoud played a year at West Oaks Academy in Orlando, Florida before joining UofL.

■ **Cards Have Been Tough on the Road** — UofL has a 73-51 record over the last 12 years on its opponent's home court (.589). Louisville has posted an 18-18 road record in its first four years in the ACC (4-5 in 2017-18). UofL had the most road victories of any school in Big East Conference games over its last seven years in that league and was a league-best 8-1 in its road games in The American during the 2013-14 season. The Cardinals have a 64-42 record in conference games on the road over the last 12 seasons (.604). In neutral site games, Louisville has a 38-10 record over the last five years (.792) and a 48-17 neutral site record over the last eight years (.738).

In conference games overall, Louisville had the most Big East Conference victories over its eight years in that league during the regular season (from 2005 to 2013). Louisville had a 95-45 Big East record in league victories during the regular season, just ahead of Syracuse and Pitt (both at 92-48). Louisville finished fourth in both of its first two years in the ACC with a 12-6 league record each season.

■ **Defense, Good Shooting Propel Cards Past Florida State** -- Louisville limited Florida State to 26.7 percent shooting from the field in the first half in the ACC Tournament second round, the fifth time this season that the Cardinals have held a team under 30 percent shooting for a half. The Cardinals have held an opponent below 40 percent shooting from the field for a half on 27 occasions this season.

The Cardinals blocked 10 shots against Florida State, their sixth game with double-digit blocks and 12th time with seven or more swats. Three players accounted for the rejections: **Anas Mahmoud** with five -- his seventh game with five or more this season and second straight -- **Dwayne Sutton** with a career-best three swats, and **Ray Spalding** with two. The combined 21 blocked shots (11 by FSU) was a tournament record and it was the first NCAA Division I game this season in which both teams blocked 10 or more shots. Mahmoud blocked his 100th shot this season against Northern Kentucky. He has blocked at least three shots in 15 games this year. Louisville is third nationally in blocked shots (6.2 per game).

Louisville made a season-high 62.5 percent of its three-pointers against FSU, marking the fifth-best performance ever by the Cardinals (10-of-16 threes). It was the eighth game UofL has made double-digit threes in a game and it set an ACC Tournament record for best three-point shooting percentage in a second-round game. UofL is 15-3 when it makes eight or more three-pointers in a game this season. Eight different Cardinals have made 17 or more threes.

Louisville shot 50.8 percent from the field against Florida State, the ninth occasion that the Cards have hit at least half of their shots this year.

Quentin Snider handed out six assists without a turnover, giving him 400 assists for his career. He is the 11th player in UofL history with 400 career assists. It was the 19th occasion this season he has passed for at least four assists in a game, including handing out six assists in three of the last six games.

■ **Top 25 Consistency** -- Before it did not finish in the nation's Top 25 this year, Louisville had been one of just three schools that have been ranked in the final Associated Press poll in each of the past seven years (also Kansas, 17 years; Duke, 10 years). Louisville has appeared in seven consecutive final AP polls from 2011-17, matching the longest streak in school history (also attained from 1977-83). Louisville was one of only three schools in the nation in 2016-17 with its football and men's and women's basketball programs all ranked among the Associated Press' final top 25 teams (men's basketball - 10th AP, 14th USA Today; women's basketball - 13th AP, 12th USA Today; football - 21st AP, 22nd USA Today).

■ **Seven NBA Draft Picks in Last Five Years** -- Donovan Mitchell, a sophomore guard for UofL last season, was selected by the Denver Nuggets with the 13th pick overall in the 2017 NBA Draft first round. He was subsequently traded to the Utah Jazz, where he will play as a rookie in 2017-18. Mitchell's UofL teammate, senior center Mangok Mathiang, was undrafted after starting for the Cardinals in 2016-17, but signed a free agent contract with the Charlotte Hornets and made the team's opening day roster. Mitchell won the 2018 Verizon NBA Slam Dunk Contest on Feb. 18.

Louisville has produced 24 first-round NBA Draft choices, including 11 in the top ten and five among the top three picks (Pervis Ellison first in 1989; Wes Unseld second in 1968; Darrell Griffith second in 1980; Charlie Tyra second in 1957; Rodney McCray third in 1983).

A total of 72 former Louisville players have been selected in the NBA Draft, including seven in the last five years. In addition to Mitchell, those recent picks include Chinanu Onuaku (2016, 2nd round, 37th overall selection, Houston Rockets), Terry Rozier (2015, 1st round, 16th, Boston Celtics), Montrezl Harrell (2015, 2nd, 32nd, Houston Rockets), Russ Smith (2nd, 47th, Philadelphia 76ers), Gorgui Dieng (2013, 1st, 21st, Utah Jazz) and Peyton Siva (2013, 2nd, 56th, Detroit Pistons). Louisville is the only school in the nation to have players drafted in both the last four NFL drafts and the last four NBA drafts.

■ **Cards Continue Productive Defense** — Recent Louisville teams have been known for their defensive intensity and the Cardinals look to continue to follow in that tradition. Louisville was eighth in the nation in Ken Pomeroy's adjusted defensive efficiency stats in 2016-17. The Cardinals were 20th in the nation in field goal percentage defense (.401), 10th in blocked shots (5.4 per game), 33rd in three-point field goal defense (.316), 37th in turnover margin (+2.7), 21st in rebounds per game (39.5), 13th in offensive rebounds per game (13.4), 15th in scoring margin (+11.3), 41st in scoring defense (66.0 ppg) and 23rd in rebound margin (+6.0). Ten of the Cards' 34 opponents scored 60 or fewer points.

Louisville has ranked among the nation's top 40 in field goal percentage defense in 12 of the past 14 years, including the 2016-17 percentage of .401, which was 19th in the nation. Over the last two years, UofL held 30 opponents under 40 percent shooting from the field, 21 under 36 percent and 10 under 32 percent. Twelve Louisville opponents last season shot below 36 percent from the field and five shot below 32 percent.

■ **Statistical Trends** — UofL is 191-10 over the last 17 seasons when scoring 80 or more points (11-0 this year, 11-1 last year, 10-0 in 2015-16, 11-0 in 2014-15) ... Over the past 17 years, Louisville is 146-7 when shooting 50 percent or better from the field (8-1 this year, 8-0 last year, 14-0 in 2015-16, 8-0 in 2014-15) ... UofL is 345-51 when holding its opponent below 70 points over the past 17 years (14-2 this season, 18-2 in 2016-17, 19-1 in 2015-16, 24-4 in 2014-15, 27-1 in 2013-14).

■ **Cards Sixth All-Time in the Polls** — Louisville has been ranked in the Associated Press poll on 624 occasions, sixth most all-time. The Cardinals had been ranked in 35 straight AP polls before falling out on Dec. 4 (UofL has been ranked in 96 of the last 112). UofL has been among the top ten on 289 occasions, including 10 times last season. Until the first three polls of 2014-15, the last time UofL had not been in the poll was March 5, 2012 -- a year in which UofL advanced to the Final Four. UofL has been ranked among the nation's top 15 in the preseason poll five of the last six years (16th this year, 13th last year, unranked in 2015-16, eighth in 2014-15, third in 2013-14, second in 2012-13, ninth in 2011-12).

■ **Success vs. Top 25 Foes** -- Louisville has won 38 of its last 78 against AP ranked opponents, falling to No. 1 Virginia on March 8 in its last Top 25 matchup. UofL has a 55-53 record against Top 25 teams over the last 10 years (1-7 this year, 5-8 in 2016-17, 3-5 in 2015-16, 4-7 in 2014-15). UofL has been victorious eight of the last 22 times it has faced an AP top-five foe. UofL has won 20 of its last 45 games when facing Top 10 teams, spanning the last 10 years.

■ **Challenging Schedule** — Louisville has faced the nation's 12th-toughest schedule during the 2017-18 season according to the RPI through games of March 13. The Cardinals have played a schedule ranked among the top 16 toughest by the ratings percentage index in nine of the past 11 seasons, including the nation's third-toughest schedule by the RPI last season. Twenty-one of the Cardinals' 31 regular season games this year were played against teams that participated in post-season competition last season, including 14 from the 2017 NCAA Tournament. UofL played 22 regular season games against teams that won at least 18 games last season, including 15 that won more than 20. Fourteen regular season games have come against teams ranked in the USA Today preseason poll or were among those receiving votes. Four ACC teams are among the top ten in the RPI and the Cardinals faced Virginia -- the nation's top-ranked team -- on three occasions.

■ **Guide Online** — The UofL Men's Basketball Guide is available online at GoCards.com, specifically at <http://gocards.com/sports/2017/10/20/2017-18-mens-basketball-media-guide.aspx>.

UofL National Ranking in Field Goal Percentage Defense

2002-03	31st
2003-04	2nd
2004-05	8th
2005-06	49th
2006-07	25th
2007-08	8th
2008-09	22nd
2009-10	161st
2010-11	12th
2011-12	6th
2012-13	37th
2013-14	20th
2014-15	23rd
2015-16	9th
2016-17	20th
2017-18	31st

Louisville RPI and Strength of Schedule Last 11 Years

Year	RPI	SOS
2017-18	38	12
2016-17	11	3
2015-16	16	38
2014-15	19	16
2013-14	16	49
2012-13	2	4
2011-12	10	2
2010-11	17	11
2009-10	45	11
2008-09	7	12
2007-08	10	4

Louisville has won ...

... 51 of its last 70 post-season tournament games over the last 14 years (including conference, NCAA and NIT since 2005). Louisville is 28-7 in the postseason over the last eight years.

... 27 of its last 36 games in the NCAA Tournament (since 2005), advancing to the final eight teams five times in the last 11 years (2008, 2009, 2012, 2013, 2015).

... 20 games for the 16th straight season in 2017-18, a feat accomplished by only four schools.

... at least nine league games for 11 straight seasons (9-9 in the ACC this season, 12-6 in the ACC in its three previous seasons). UofL has finished in the top three in its conference seven of the last 12 years. Louisville has won its conference championship or finished second in its league in 27 of the last 42 years, including six of the last 12 years.

... eight of its last 12 games played in the National Invitation Tournament, reaching the semifinals of the event in two of the last three times in which it has participated in the NIT.

'17-18 NATIONAL RANKINGS

Associated Press (March 12)	USA Today (March 11)
1 Virginia	1 Villanova
2 Villanova	2 Villanova
3 Xavier	3 Kansas
4 Kansas	4 Xavier
5 Michigan State	5 Michigan State
6 Cincinnati	6 Duke
7 Michigan	7 Michigan
8 Gonzaga	8 Gonzaga
9 Duke	9 North Carolina
10 North Carolina	10 Cincinnati
11 Purdue	11 Purdue
12 Arizona	12 Tennessee
13 Tennessee	13 Texas Tech
14 Texas Tech	14 West Virginia
15 West Virginia	15 Arizona
16 Wichita State	16 Wichita State
17 Ohio State	17 Ohio State
18 Kentucky	18 Clemson
19 Auburn	19 Houston
20 Clemson	20 Kentucky
21 Houston	21 Auburn
22 Miami	22 Rhode Island
23 Florida	23 Saint Mary's
24 Nevada	24 Florida
25 Saint Mary's	25 Miami / Nevada

Louisville in the Polls

Date	AP	USAT	Date	AP	USAT
preseason	16 16	Jan. 15	rv --
Nov. 13	18 16	Jan. 22	rv rv
Nov. 20	19 18	Jan. 29	rv rv
Nov. 27	17 17	Feb. 5	-- rv
Dec. 4	rv rv	Feb. 12	rv rv
Dec. 11	rv rv	Feb. 19	-- --
Dec. 18	rv rv	Feb. 26	-- --
Dec. 25/26	rv rv	March 5	-- --
Jan. 1/2	-- rv	March 12/11	-- --
Jan. 8	-- --			rv = receiving votes

INTERIM HEAD COACH DAVID PADGETT

David Padgett, a member of the UofL basketball staff for the last three years and a former three-year starter at center for the Cardinals, was named interim head men's basketball coach at UofL on Sept. 29, 2017.



Padgett was UofL's director of basketball operations for two seasons (2014-16) before his move to an assistant coaching position in 2016. He is just the third head coach for the Cardinals in the last 46 years, following Rick Pitino (2001-17) and Denny Crum (1971-2001).

In his three seasons on the UofL staff, the Cardinals have produced a collective 75-26 record (.743), finished among the top four teams in the ACC in each year, and UofL reached the NCAA Elite Eight in 2015. Last year, UofL posted a 25-9 record, tied for second in the ACC and earned a No. 10 ranking in the final Associated Press poll. He helped the Cardinals assemble a top ten recruiting class in 2017, as UofL's class was ranked seventh in the nation by ESPN and Rivals and 247Sports, while the Cardinals were 10th by Scout.com.

Before joining the UofL staff, Padgett spent three years as an assistant coach at IUPUI from 2011-14. He served a year as assistant strength coach with the Cardinals as UofL posted a 25-10 mark, beat seven ranked teams and reached the title game of the Big East Championship.

Padgett played professional basketball for UB LaPalma in the Canary Islands for two years following his graduation from UofL. He had reached the final preseason cut of the Miami Heat before his playing career in Spain.

A three-year starter and captain at center for the Cardinals (2005-08), Padgett was a unanimous first-team All-Big East Conference selection as a senior and also earned USBWA All-District IV honors. He averaged a team-leading 11.2 points and grabbed 4.8 rebounds his senior year in 2007-08 when UofL reached the NCAA Elite Eight.

Padgett ranks second in career field goal percentage at U of L, hitting 61.3 percent of his shots (332-542). His .667 field goal percentage as a senior was the second best ever at UofL. He set a Big East Conference field goal percentage record for league games as a senior, hitting 68.3 percent of his shots in the 18 games (86-of-126). He was a second team All-Big East pick as a junior.

A McDonald's All-American in high school in Reno, Nev., Padgett played his freshman collegiate season at Kansas before transferring to Louisville. Padgett's basketball bloodlines run deep as his father played at the University of Nevada and his uncle played at New Mexico. His grandfather Jim played for Oregon State and his sister played for the University of San Diego.

Padgett and his wife, Megan, have two sons: Nolan, born in August 2013; and Gavin, born in May 2016.

■ **Third Coach in 47 Years** -- David Padgett is just the third head coach for the Cardinals in the last 47 years, following Rick Pitino (2001-17) and Denny Crum (1971-2001).

■ **Padgett Third-Youngest Coach** -- David Padgett, 33, is the third-youngest head coach in NCAA Division I and the youngest among Power 5 schools (birthdate is Feb. 13, 1985). Morehead State coach Preston Spradlin is the youngest (31, birthdate is Dec. 30, 1986) and Maurice Joseph of George Washington is the second-youngest (32, Aug. 26, 1985).

■ **Past UofL Coaches Have Had Successful Starts** -- Each of the last four Louisville coaches had successful seasons in their first season with the Cardinals. The best first-year start by a UofL coach was Denny Crum, who inheriting a senior-laden team and guided the Cardinals to a 26-5 record and the NCAA Final Four in his first season in 1971-72.

Last 4 Louisville Coaches First Seasons

Coach	First Yr.	Result
Bernard "Peck"		
Hickman	1944-45	16-3
John Dromo	1967-68	21-7, NCAA
Denny Crum	1971-72	26-5, NCAA Final Four
Rick Pitino	2001-02	19-13, NIT

■ **Padgett Played in 3 NAAs** -- UofL Interim Head Coach David Padgett participated in three NCAA Tournaments as a player, reaching the regional finals twice (7-3 NCAA Tournament record as a player). As a freshman at Kansas, the Jayhawks beat Illinois-Chicago, Pacific and UAB before falling to Georgia Tech in the St. Louis Region championship. As a junior at UofL, the Cardinals beat Stanford before losing to Texas A&M in the NCAA Second Round. UofL beat Boise State, Oklahoma and No. 2 seed Tennessee his senior year in 2008 before falling to North Carolina in the NCAA South Region Championship. UofL reached the NIT national semifinals in 2006 when Padgett was on the sidelines from knee surgery as a sophomore.

■ **12 Former UofL Assistants Are Head Coaches** -- A dozen former Louisville assistant coaches were active head coaches this season. In addition to Louisville's own David Padgett, the list includes Mike Balado at Arkansas State, Mick Cronin at Cincinnati; Scott Davenport at Bellarmine (NCAA Division II); Kevin Keatts at NC State, Wyking Jones at California, Steve Masiello at Manhattan; Marvin Menzies at UNLV; Richard Pitino at Minnesota, Kareem Richardson at Missouri-Kansas City, Reggie Theus at Cal State Northridge (released on March 8), and Kevin Willard at Seton Hall. Seven have guided their teams to NCAA Tournament appearances over the last four years (since 2014; Cronin, Keatts, Masiello, Menzies, Pitino, Theus, and Willard). Padgett either played at UofL, or was on the same basketball staff, while eight of them were at Louisville (all but Cronin, Davenport and Richardson). Eastern Kentucky interim head coach Reece Gaines, who played for the Cardinals from 1999-2003, replaced former operations assistant Dan McHale late season.

■ **First Year Coaches** -- David Padgett is one of 25 first-year Division I head coaches this season and one of just four at schools in Power 5 conferences (also Oklahoma State's Mike Boynton, Washington's Mike Hopkins and California's Wyking Jones). Five of those first-year coaches had been a head coach previously at a Division II school, a junior college or for a women's team. Padgett is the 20th head coach in Louisville's 104-year men's basketball history and the sixth in the past 73 years.

■ **Road Success** -- With UofL's win at Florida State, David Padgett became only the second UofL coach to win a road game over a Top 25 ranked opponent in his first season, a feat also accomplished by John Dromo in winning at No. 4 Kansas 57-51 on Dec. 6, 1967.

In its four years UofL had lost its last six games at Notre Dame before winning there on Jan. 16. Louisville's win at No. 23 Florida State was its first road victory over a Top 25 opponent since 2014, when the Cardinals won 84-71 at SMU on March 5, 2014. UofL had lost its last 12 to Top 25 teams on the road. It broke a 28-game home winning streak by the Seminoles. Louisville overcame a 45-32 halftime deficit at Florida State to win, marking the largest halftime deficit overcome in an road victory by the Cardinals since trailing Ohio State by 14 on Jan. 4, 2003 in a 72-64 UofL win. The Cardinals trailed by as many as 17 points in the first half. Four of the Cardinals' five ACC road losses were to Top 25 teams, including two in overtime.

■ **Snider, Adel Candidates for National Awards** -- Deng Adel is among the 10 finalists for the 2018 Julius Erving Small Forward of the Year Award, while Quentin Snider was among 20 watch list members for the 2018 Bob Cousy Point Guard of the Year Award entering this year.

Cardinals Active in Professional Basketball

NBA		
Name	Yrs. @ UofL	Team
Terry Rozier	'13-15	Boston Celtics
Donovan Mitchell	'15-17	Utah Jazz
Gorgui Dieng	'10-13	Minnesota Timberwolves
Montrezl Harrell	'12-15	Los Angeles Clippers
Mangok Mathiang	'13-17	Charlotte Hornets
Chinanu Onuaku	'14-16	Houston Rockets
NBA G-League		
Damion Lee	'15-16	Santa Cruz Warriors
Jaylen Johnson	'14-17	Windy City Bulls
Chane Behanan	'11-14	Salt Lake City Stars
Foreign Teams		
Samarco Samuels	'08-10	Emporia Armani (Italy)
Edgar Sosa	'06-10	Breakers (Australia)
Kevin Ware	'11-14	Larissas Faros (Greece)
Peyton Siva	'09-13	Alba Berlin (Germany)
Russ Smith	'10-14	Fujian Sturgeons (China)
Larry O'Bannon	'01-05	Hispano Amer. (Argentina)
Juan Palacios	'04-08	Besiktas (Turkey)
Trey Lewis	'15-16	Medi Bayreuth (Germany)
Wayne Blackshear	'11-15	Byblos (Lebanon)
Rakeem Buckles	'09-12	Lille Metropole (France)
Earl Clark	'06-09	Besiktas (Turkey)
Taquan Dean	'02-06	Élan Béarnais (France)
(now Taqwa Pinero)		
Tony Hicks	'16-17	Surrey Scorchers (U.K.)
Alhaji Mohammed	'01-03	Alba Fehérvár (Hungary)

■ **Anniversary Year for Final Four, National Championship teams** — The 2017-18 season will mark notable anniversaries for two great Louisville teams. It is the 70th anniversary for UofL's 1948 NAIB National Championship, the forerunner to what is now the NAIA. Bernard "Peck" Hickman's Louisville team beat a John Wooden coached Indiana State team 82-70 in the title game played in Kansas City. The Cardinals posted a 29-6 record that season and were led by junior center Jack Coleman (12.1 ppg), who scored 1,114 points in his three seasons at UofL. Louisville is the only school in the nation to have won national championships in the NCAA, NIT and NAIB (now NAIA).

This season also marks the 35th anniversary of the Cardinals' 1982-83 NCAA Final Four team, which posted a 32-4 record, won the Metro Conference title with a perfect 12-0 mark, and won its last 16 straight games before falling to Houston in the NCAA national semifinals. Guided by Hall of Fame Coach Denny Crum, the team is also well-known for winning the first "Dream Game" matchup with Kentucky in the Mideast Region Championship, an 80-68 overtime thriller in which regional MVP Lancaster Gordon scored 24 points and collected four steals to lead the Cardinals. Gordon is the No. 15 all-time scorer at UofL (1,614 pts.) and is fourth in career steals (192). Guard Milt Wagner was the leading scorer (14.4 ppg) and is the Cards' No. 6 all-time scorer (1,836 pts.). Rodney McCray, one of only five Cardinals with both 1,000 career points (1,247) and rebounds (1,029), earned Metro Conference Player of the Year honors in 1983. His brother Scooter McCray, whose tip-in at the buzzer beat Arkansas in the NCAA regional semifinal, started at the other forward position. Rounding out the starting five was center Charles Jones, the team's leader in blocked shots and a future 1,000 point career scorer (1,124).

■ **Louisville Top College Basketball Market** -- Louisville is consistently the highest-rated television market for college basketball on ESPN. Louisville has been the top market each of the last 16 years and every year since ESPN began tracking the data. Louisville's average 4.2 rating for the 2017-18 season led all markets and was well ahead of second-place Kansas City, which averaged a 2.6 rating. The remaining top 10 was Raleigh-Durham (2.3), Greensboro-High Point (2.1), Cincinnati (1.7), Charlotte (1.6), Indianapolis (1.6), Knoxville (1.5), Nashville (1.4) and Norfolk-Porsmouth-Newport News (1.4). The Cardinals' NCAA Sweet 16 game against Kentucky in 2014 drew a 51.5 rating and 73 share, making it the second highest-rated event in Louisville television history. Louisville's 2013 NCAA Championship game against Michigan is the top-rated television event all-time in the Louisville market. Louisville was the No. 11 ESPN/ABC market for college football in 2016 with a 3.5 average rating.

■ **Six of Last Seven NCAA Champions Have Played in Louisville** - The eventual national champion has played in Louisville's home arena, the KFC Yum! Center, in six of the arena's seven seasons in existence. Louisville faced eventual champions Connecticut (2011, 2014) and Duke (2015) in home games, Kentucky won a pair of games in the 2012 second and third rounds in the KFC Yum! Center, 2016 Champion Villanova won the NCAA South Regional in Louisville, and UofL won the 2013 itself. UofL played 2017 NCAA Champion North Carolina, but it was in Chapel Hill.

Cardinals in the NCAA Tournament

■ Louisville made its 42nd NCAA Tournament appearance in 2017. The Cardinals have reached the NCAA Tournament 33 of the last 42 years (10 of the last 12, 13 of the last 16, 15 of the last 20 years, 21 of last 27). The Cards have reached the Sweet 16 on 21 occasions and have advanced to the Elite Eight four of the last seven seasons. Louisville is sixth in tournament victories (76) and is fifth in NCAA Tournament appearances (42). UofL has a 76-43 overall NCAA Tournament record, reaching the Final Four 10 times. Louisville did not participate in the 2016 NCAA Tournament due to a self-imposed postseason ban

■ Only four teams -- Kentucky (58), North Carolina (49), UCLA (48), and Kansas (47) -- have more NCAA Tournament appearances than Louisville's 42.

■ Only four teams have been to more Sweet 16 appearances than Louisville's 21 since the NCAA began Sweet 16 records in 1975 (North Carolina 28, Kentucky 25, Duke 25, Kansas 22, Louisville 21).

■ Last year, Louisville played 16 games -- half of its regular season games -- against teams in the 2017 NCAA Tournament, compiling an 8-8 mark against those 14 foes (defeated Duke, Kentucky, Miami, Notre Dame, Purdue, Texas Southern, Virginia Tech and Wichita State; lost to Duke, Baylor, Florida State, North Carolina, Notre Dame, Virginia twice and Wake Forest). All nine of the Cardinals' losses last season came to teams which participated in the 2017 NCAA field.

■ The ACC's nine representatives in 2017 was a league record, the most from any league in last year and tied for the second-most ever by any conference. ACC teams received seven bids to the 2016 NCAA Tournament, with an NCAA record six teams reaching the Sweet 16.

■ The NCAA Champion has come from UofL's conference in five of the last seven years, more than any other team in that period (2011-2017), including the most recent 2017 champion / ACC member North Carolina.

All-Time NCAA Final Four Appearances

North Carolina.....	20
UCLA.....	17
Kentucky.....	17
Duke.....	16
Kansas.....	14
Ohio State.....	11
Louisville.....	10
Michigan State.....	9
Indiana.....	8

UofL in the NCAA Tournament

NCAA Tournament Appearances.....	42
(33 of the last 42 years; 21 of last 27)	
All-Time NCAA Tourn. Record.....	76-43
Sweet 16 Appearances.....	21
Final Four Appearances.....	10
NCAA Championships.....	3

UofL Radio Network Affiliates

WHAS	840 AM	Louisville, Ky.
<i>(Flagship Station)</i>		
WKRD	790 AM	Louisville, Ky.
WCKY	1530 AM	Cincinnati, Ohio
WLKT	103.9 FM	Lexington, Ky.
WWXL	1450 AM	Manchester, Ky.
WSFC	1240 AM	Somerset, Ky.
WYMC	1430 AM	Mayfield, Ky.
WQXQ	101.9 FM	Owensboro, Ky.
WPAD	1560 AM	Paducah, Ky.
WCCK	95.7 FM	Calvert City, Ky.

Sirius XM Satellite Radio (channels vary)

The radio broadcast is also available for a fee through GoCards.com and CardsMobile, the Cards' official Android/iPhone app. Broadcasts are also available by listening to one of the above stations through the iHeart Radio app.



■ Eighth Season in KFC Yum! Center

-- This is Louisville's eighth season in the spectacular KFC Yum! Center, located on the banks of the Ohio River in downtown Louisville. The 22,000-seat multi-purpose arena was built at a cost of \$238 million and includes 71 luxury suites, 62 four- or six-seat premium boxes, over 2,000 side-court club seats and four party suites with a seating capacity of 32 each.

UofL's men's and women's teams have permanent locker rooms. There are five additional team locker rooms, two officials locker rooms, five star dressing rooms, a full-function media work room and a full-sized basketball practice court on the event level. The seven levels of the arena (including the upper catwalk) include a collective 721,762 square feet, or roughly the area of 13 football fields.

After passing through the one and a half acre landscaped entry plaza that features a basketball-themed fountain, entering fans can visit the 2,500-square foot UofL adidas store or head to their seats using one of the eight escalators or seven elevators within the building.

Lounge space is abundant within the arena. Four spacious donor rooms are available for Cardinal fans, including three that overlook the Ohio River. The 7,000-square foot main concourse restaurant overlooks the river and a main concourse sports bar has views directly into the arena bowl. Two 4,000-square foot club lounges on the event level, as well as the terrace club and premium box lounges, provide amenities for their respective patrons. The KFC Yum! Center served as the site for the NCAA Men's Basketball Tournament second and third rounds in 2012 and 2015, the NCAA South Regional in 2016 and was the site for the 2012 NCAA Women's Volleyball Championship. The Cardinals are expected to serve as a host site for the 2018 NCAA women's first/second rounds.

Louisville Against the 2018 NIT Field

Notre Dame Region

1 Notre Dame

Series: Louisville leads 22-15
(Home 13-3, Away 5-9, Neutral 4-3)
Last Meeting: UL 82 - ND 78 (OT)
Jan. 16, 2018 in South Bend, Ind.

2 Marquette

Series: Louisville leads 42-26
(Home 23-11, Away 17-14, Neutral 2-1)
Last Meeting: UL 70 - MU 51
Feb. 3, 2013 in Louisville, Ky.

3 Oregon

Series: Series tied 2-2
(Home 1-1, Away 0-1, Neutral 1-0)
Last Meeting: UL 77 - UO 69
Mar. 29, 2013, NCAA Midwest Regional Semifinal,
Indianapolis, Ind.

4 Penn State

Series: Louisville leads 1-0
(Neutral 1-0)
Last Meeting: UL 89 - PSU 58
Nov. 24, 1978, Great Alaska Shootout First Round,
Anchorage, Ak.

5 Temple

Series: Temple leads 3-4
(Home 1-2, Away 2-1, Neutral 0-1)
Last Meeting: UL 88 - TU 66
Feb. 27, 2014 in Louisville, Ky.

6 Rider

Series: Never Met

7 Harvard

Series: Never Met

8 Hampton

Series: Never Met

Baylor Region

1 Baylor

Series: Baylor leads 1-0
(Neutral 0-1)
Last Meeting: BU 66 - UL 63
Nov. 25, 2016, Battle 4 Atlantis Championship,
Paradise Island, Bahamas

3 Middle Tennessee

Series: Louisville leads 2-0
(Home 1-0, Neutral 1-0)
Last Meeting: UL 76 - MT 68
Dec. 20, 2005, Billy Minardi Classic, Louisville, Ky.

4 Mississippi State

Series: Louisville leads 3-1
(Home 2-1, Neutral 1-0)
Last Meeting: UL 86 - UC 62
Dec. 30, 1987, Rainbow Classic Third Game,
Honolulu, Hi.

5 Nebraska

Series: Louisville leads 2-0
(Home 1-0, Neutral 1-0)
Last Meeting: UL 65 - UN 58
Dec. 30, 1979, Rainbow Classic Third Game,
Honolulu, Hi.

6 Vermont

Series: Never Met

7 Northern Kentucky

Series: Louisville leads 1-0
(Home 1-0)
Last Meeting: UL 66, Northern Kentucky 58
March 13, 2018 in Louisville, Ky.

8 Wagner

Series: Never Met

USC Region

1 USC

Series: Louisville leads 1-0
(Neutral 1-0)
Last Meeting: UL 79 - USC 50
Dec. 30, 1980, Winston Tire Classic, Los Angeles,
Calif.

2 Oklahoma State

Series: Louisville leads 3-1
(Home 2-0, Away 0-1, Neutral 1-0)
Last Meeting: UL 78 - OSU 63
Mar. 21, 1993, NCAA Mideast Regional Second
Round, Indianapolis, Ind.

3 Stanford

Series: Louisville leads 2-0
(Neutral 2-0)
Last Meeting: UL 78 - S 58
Mar. 15, 2007, NCAA South Regional First Round,
Lexington, Ky.

4 Western Kentucky

Series: Louisville leads 40-39
(Home 28-18, Away 9-16, Neutral 3-5)
Last Meeting: UL 78 - WKU 56
Dec. 19, 2015 in Louisville, Ky.

5 Boston College

Series: Louisville leads 6-3
(Home 3-0, Away 2-1, Neutral 1-2)
Last Meeting: UL 77 - BC 69
Jan. 21, 2018 in Louisville, Ky.

6 BYU

Series: Series tied 2-2
(Home 1-0, Neutral 1-2)
Last Meeting: BYU 78 - UL 76
Nov. 23, 2007, Las Vegas Invitational Third Game,
Las Vegas, Nev.

7 Florida Gulf Coast

Series: Never Met

8 UNC Asheville

Series: Louisville leads 1-0
(Home 1-0)
Last Meeting: UL 66 - UNCA 51
Dec. 30, 2006 in Louisville, Ky.

Saint Mary's Region

1 Saint Mary's

Series: Never Met

2 Utah

Series: Utah leads 2-3
(Home 1-1, Away 1-2)
Last Meeting: UU 84 - UL 67
Feb. 17, 2001 in Salt Lake City, Utah

3 LSU

Series: Louisville leads 8-1
(Home 3-0, Away 1-0, Neutral 4-1)
Last Meeting: UL 93 - LSU 87
Dec. 7, 1996, John Wooden Classic, Anaheim,
Calif.

4 Boise State

Series: Louisville leads 2-0
(Neutral 2-0)
Last Meeting: UL 79 - BSU 61
Mar. 21, 2008, NCAA East Regional First Round,
Birmingham, Ala.

5 Washington

Series: Louisville leads 2-1
(Neutral 2-1)
Last Meeting: UL 93 - UW 79
Mar. 24, 2005, NCAA Albuquerque Regional
Semifinal, Albuquerque, N.M.

6 Louisiana

Series: Louisville leads 9-0
(Home 7-0, Neutral 2-0)
Last Meeting: UL 113 - ULL 74
Dec. 7, 2013 in Louisville, Ky.

7 UC Davis

Series: Louisville leads 1-0
(Home 1-0)
Last Meeting: UL 81 - UCD 58
Jan. 9, 2006 in Louisville, Ky.



UofL Basketball Tradition

■ Louisville made its 42nd NCAA Tournament appearance in 2017. The Cardinals have reached the NCAA Tournament 33 of the last 42 years (nine of last 11, 13 of the last 16, 15 of the last 20 years, 21 of last 27). The Cards have reached the Sweet 16 on 21 occasions (four of last six years). Louisville is sixth in tournament victories (76) and is fifth in NCAA Tournament appearances (43). UofL has a 76-43 overall NCAA Tournament record, reaching the Final Four 10 times.

■ Louisville has an all-time 1,824-914 record in 104 seasons of intercollegiate basketball. The Cardinals rank 10th among all NCAA schools in victories. The Cardinals played their first official men's basketball game on Jan. 28, 1912 when it lost 35-3 to Louisville YMCA, but did not field teams in 1916-17, 1922-23 or 1942-43. UofL produced winning seasons in 70 of the last 73 years, including winning 20 or more games in the last 16 straight seasons and 30 or more in three of the last seven years.

■ Twenty Louisville players have earned All-America status, the latest being consensus All-America pick Russ Smith in 2014. The Cardinals have had 72 players drafted by the NBA, including 23 first-round selections (seven NBA Draft picks in the last seven years). Donovan was UofL's latest first round selection in the 2017 draft as the 13th overall pick by the Denver Nuggets (subsequently traded to the Utah Jazz).

■ UofL is seventh nationally with 10 Final Four appearances. No other school went to the Final Four four times during the 1980s and Louisville won two NCAA titles in that decade, winning the national championship in 1980 and 1986. Coach Rick Pitino has guided seven teams to the NCAA Final Four, winning two titles. Louisville's 43 NCAA Tournament appearances is fifth best all-time and its 119 NCAA Tournament games are the sixth most played in the event (76-43 record).

■ Louisville has won its conference championship or finished second in its league in 27 of the last 42 years, including six of the last 12 years (ACC second in 2017, American Athletic Conference champion in 2014, Big East champion in 2009 and 2013, second place in the Big East in 2007, 2008). UofL finished fourth in the regular season title race in their initial two years in the Atlantic Coast Conference (2015, 2016).

■ Louisville is the only school in the nation to have claimed the championship of three major national post-season tournaments: the 1948 NAIB Championship, the 1956 NIT title and the 1980, 1986 & 2013 NCAA Championships.

■ UofL produced the second most consecutive winning seasons all-time in the NCAA with 46 (not current). The Cards played winning basketball from 1944-45 through 1989-90, winning 20 or more games on 31 occasions during that period.

■ Louisville has three representatives in the Naismith Memorial Basketball Hall of Fame. Cardinal All-American and former Washington Bullets All-Star Wes Unseld was inducted in 1988, former head coach Denny Crum was inducted in 1994 and current head coach Rick Pitino was in the 2013 induction class.

■ Louisville has ranked among the top six nationally in average home attendance each of the last 37 years. The Cardinals moved to their new home in 2010, the 22,000-seat KFC Yum! Center in downtown Louisville. In 19 home games in 2017-18, 337,685 fans attended games, a 17,383 average that trailed only Kentucky and Syracuse.

■ Only five times in the last 53 years have the Cardinals failed to reach either the NCAA or NIT postseason tournaments. UofL has reached the NCAA Tournament Elite Eight five of the last 10 years and two of the last six Final Fours, winning the 2013 title.

■ The Cardinals are one of the most televised teams in college basketball. UofL games will be televised on national networks during the 2015-16 regular season on at least 22 occasions. Every possible UofL game over the past 35 years has been televised on either a live or delayed basis.

■ The Cardinals have been ranked on 624 occasions in the AP poll, sixth most all-time. Louisville had been ranked 60 consecutive weeks entering 2015-16, when it started the year unranked but finished 16th in the final poll. The Cards have been ranked No. 1 in the nation on five occasions -- Jan. 14, 2013 in the Associated Press poll; in the ESPN/USA Today poll on March 15, 2009; in the final AP poll that same 2008-09 season; in the final USA Today coaches poll of 2012-13, and when it opened the 1986-87 season as the top team in the UPI

coaches poll. Louisville has been ranked as the No. 2 team in the AP poll on 18 occasions all-time. The Cardinals have been ranked among the nation's top 10 in the preseason poll in five of the last seven years.

■ Seven former Cardinals have been active on NBA rosters during the 2017-18 season: Gorgui Dieng (Minnesota Timberwolves), Montrezl Harrell (Los Angeles Clippers), Damion Lee (Atlanta Hawks), Mangok Mathiang (Charlotte Hornets), Donovan Mitchell (Utah Jazz), Chinanu Onuaku (Houston Rockets) and Terry Rozier (Boston Celtics). At least 24 former Cardinals are playing professionally now with other U.S. or foreign teams. Forty-three UofL players have reached the NBA in the last 43 years.

■ UofL has retired the numbers of four of its former hoop greats: 8 Charlie Tyra, 31 Wes Unseld, 35 Darrell Griffith and 42 Pervis Ellison.

■ Louisville is second to North Carolina for the national lead with 68 all-time 1,000 point scorers. Quentin Snider reached that milestone this season and Deng Adel needs 13 points to join the 1,000-point club.

■ Aside from basketball lettermen, some notable UofL alumni include: the late Johnny Unitas (football), Mitch McConnell (U.S. Senator, Kentucky), Chris Dodd (former U.S. Senator for 30 yrs., Conn.), Tom Jackson (former ESPN commentator) and 18 players active in the NFL during the 2016 season, including Miami Dolphins receiver Devante Parker.

■ UofL's large co-ed cheerleading squad has won 17 National Cheerleading Association Championships, including nine of the last 15 (1985, '86, '89, '92, '94, '96, '98, '99, '03, '04, '05, '06, '07, '08, '09, '11, '16). The Cards' all-girl squad has won 13 championships, including seven of the last nine titles (2001-05, '07-'09, '11-12, '15, '16, '17). UofL also won the small coed national title 10 times (2005, '06, '08, '09, '11, '13, '14, '15, '16, '17). The Cardinals also won their fourth NCA Cheer stunt national championship in 2016. The Ladybirds, UofL's dance team, has won 17 national titles, winning National Dance Association Championships in Div 1A team performance (2016, 2017), Div 1A Dance (2002, '03, '04, '07, '08, '09, '11, '15) and Div 1A Hip Hop Dance (2014, 2016 and 2017). UofL won the Universal Dance Association title in 1995 and 1997.

■ Louisville was the first university ever to win a BCS Bowl game, place both its men's and women's basketball teams in the NCAA Final Four and reach the College World Series in the same season in 2012-13. In addition to the Cardinals' 2013 NCAA men's basketball title, UofL's women's team was the national runner-up to Connecticut. The Cardinals' football team beat then No. 3/4 Florida 33-23 in the 2013 Sugar Bowl on Jan. 2. UofL's 2013 baseball team won a record 51 games while reaching a visit to Omaha.

UofL Individual Single-Game Bests in NCAA Tournament Games

Points.....	36 by Junior Bridgeman vs. Rutgers (3-15-75)
Rebounds.....	22 by Wes Unseld vs. Houston (3-15-68)
Field Goal Pct.....	1.000 (7-of-7) by Dwayne Morton vs. Minnesota (3-20-94)
3-Pt. FG.....	7 by Taquan Dean vs. West Virginia (3-26-05)
3-Pt. FG Pct.....	1.000 (5-of-5) by Dwayne Morton vs. Minnesota (3-20-94)
Free Throws.....	12 by Wesley Cox vs. Oral Roberts (3-14-74), by Russ Smith vs. Oregon (3-29-13)
Free Thow Pct.....	1.000 (12-of-12) by Wesley Cox vs. Oral Roberts (3-14-74)
Assists.....	14 by Phil Bond vs. UCLA (3-12-77)
Steals.....	8 by Russ Smith vs. North Carolina A&T (3-21-13)
Blocked Shots.....	7 by Gorgui Dieng vs. Mich. St. (3-22-12), Pervis Ellison vs. Illinois (3-24-89)

Last time an individual had ...

	For Louisville	For A Louisville Opponent
30 or more points	31 by Wayne Blackshear vs. CSUN (12/23/14)	43 by Jamel Artis, Pittsburgh (1/11/17)
35 or more points	42 by Russ Smith vs. Houston (3/14/14)	43 by Jamel Artis, Pittsburgh (1/11/17)
20 points in a half	21 by Donovan Mitchell vs. NC State, 1H (1/29/17)	32 by Jamel Artis, Pittsburgh, 2nd half (1/11/17)
15 or more rebounds	16 by Ray Spalding vs. Grand Canyon (12/23/17)	17 by Marinas Geben, Notre Dame (1/16/18)
20 or more rebounds	23 by Ellis Myles vs. Tennessee St. (12/1/01)	26 by Derrick Griffin, Texas Southern (12/10/16)
A four-point play	Deng Adel vs. Miami (2/11/17)	Braian Angola, Florida State (1/10/17)
12 made free throws	12 by Russ Smith vs. UConn, 15 att. (1/18/14)	13 by Seth Allen, Virginia Tech (1/27/16)
7 made three-point goals	7 by Quentin Snider vs. Virginia Tech (2/24/18)	7 by Jamel Artis, Pittsburgh in 13 attempts (1/11/17)
10 or more assists	11 by Chris Jones vs. Virginia Tech (1/13/15)	10 by Elfrid Payton, Louisiana Lafayette (12/7/13)
5 or more blocked shots	5 by Anas Mahmoud vs. Florida State (3/7/18)	5 by Omer Yurtseven, NC State (3/3/18)
5 or more steals	5 by Donovan Mitchell vs. Notre Dame (1/4/17)	5 by Armon Fletcher, Southern Illinois (12/7/16)

The Last Time a Team ...

	Louisville	Opponent
Scored 100 points	102-59 win over Bryant (12/11/17)	101-104 5OT loss to Notre Dame (2/9/13)
Scored less than 50 points	63-47 loss vs. Virginia (1/30/16)	84-42 victory over Southern Illinois (11/21/17)
Scored 60 points in a half	61 vs. Grand Canyon; 1st H of 111-63 win (12/5/15)	60 by Tulane; 2nd H of 109-96 win (1/18/90)
Scored under 20 points in a half	14 vs. Virginia; 1H of 63-47 loss (1/30/16)	16 by Georgia Tech 1H, 77-54 UL win (2/8/18)
Had a +20 Rebound Margin	22 (48-26) vs. Pittsburgh (1/24/17)	26 (57-31) by Kentucky (12/31/11)
Grabbed 60 or more rebounds	60 vs. Jacksonville State (11/17/14)	60 by George Mason (1/4/94)
Grabbed less than 25 rebounds	19 vs. Virginia (2/6/17)	22 by Kennesaw State (12/16/15)
Shot 60% or better from the field	.630 (34-54) vs. Pittsburgh (2/11/18)	.614 (43-70) by Charlotte (2/11/01)
Shot 30% or below from the field	.297 (19-64) vs. Old Dominion (11/23/16)	.266 (17-64) by Southern Illinois (11/21/17)
Shot 70% from the field for a half	.714 (20-28) vs. Pittsburgh in 1st H (1/24/17)	.765 (13-17) by Georgetown in 2nd H (1/31/11)
Made 5 or less free throws	4 vs. North Carolina (in 13 attempts, 2/22/17)	5 by Southern Illinois (in 9 attempts, 11/21/17)
Made 15 three-point goals	16 (in 30 attempts) vs. Rutgers (2/16/14)	17 by Virginia Tech (2/18/17)
Made No three-point goals	0 vs. Pittsburgh (2/11/15)	0 by Cal State Northridge (12/23/14)
Shot 60% from the three-point line	.600 (12-20) vs. Georgia Tech (2/9/18)	.654 (17-26) by Virginia Tech (2/18/17)
Handed out 25 or more assists	28 vs. UCF (12/31/13)	25 by Notre Dame (2/28/08)
Handed out 5 or less assists	1 vs. Kentucky (12/27/14)	4 by Pittsburgh (1/14/16)
Committed 25 or more turnovers	26 vs. West Virginia (1/31/09)	25 by FIU (12/5/14)
Committed 5 or fewer turnovers	3 vs. Virginia Tech (2/18/17)	2 by Virginia (2/7/15)
Blocked 10 or more shots	10 vs. Albany (12/20/17)	14 by Connecticut (3/4/06)
Had No Blocked Shots	0 vs. West Virginia (1/26/11)	0 by Syracuse (2/5/18)
Had 15 or more steals	15 vs. Georgia Tech (2/8/18)	19 by Rutgers (3/13/14)
Had No Steals	0 vs. Saint Louis (2/12/03)	0 by Saint Louis (3/22/14)

Louisville Top Efforts Last 17 Years*(Since 2001-02)***Longest winning streak (single-season):** 17 games (2002-03)**Longest winning streak (multiple-season span):** 21 games (last 16 G of 2012-13, first 5 G of 2013-14)**Longest conference winning streak:** 10, twice -- 2008-09 & 2012-13 seasons**Longest losing streak:** 4 games (2003-04)**Longest conference losing streak:** 4 games (2003-04)**Most points scored in a game:** 114 vs. Western Kentucky, 12-22-10 (UL 114, WKU 82)**Fewest points scored in a game:** 45 vs. Cleveland State, 11-26-14 (UL 45, CSU 33)**Most points allowed in a game:** 104 vs. Notre Dame, 2-9-13 (UND 104, UL 101, 5 ot)**Fewest Points Allowed in a Game:** 26 vs. Savannah State, 11-24-14 (UL 87, SSU 26)**Fewest Points Allowed in a Conference Game:** 31 vs. Rutgers, 3-13-14 (UL 92, RU 31)**Largest Margin of Victory:** 64 vs. Morehead St., 12-27-04 (UL 104, USA 40)**Largest Margin of Victory in a Conference Game:** 61 vs. Rutgers, 3-13-14 (UL 92, RU 31)**Largest losing margin:** 33 vs. Notre Dame, 2-12-09 (ND 90, UL 57)**Fewest points scored in a win:** 45 vs. Cleveland State, 11-26-14 (UL 45, CSU 33)**Most points allowed in a win:** 90 vs. Virginia Tech, 2-18-17 (UL 94, VT 90)**Most points scored in a loss:** 101 vs. Notre Dame, 2-9-13 (UND 104, UL 101, 5 ot)**Fewest points allowed in a loss:** 52 vs. Drexel, 12-14-10 (DU 52, UL 46); vs. Syracuse, 2-13-12 (SU 52, UL 51); vs. Virginia, 2-17-15 (UVA 52, UL 47)**Largest deficit overcome to win a game:** 20 vs. West Virginia, 3-26-05 (UL 18, WVU 38)**Largest lead given up in a loss:** 22 vs. Baylor, 11-25-16 (UL 32, BU 10)**Highest shooting percentage:** .652 vs. Pittsburgh, 1-25-15 (UL 80, Pitt 68)**Highest shooting percentage in a conference game:** .652 vs. Pittsburgh, 1-25-15 (UL 80, Pitt 68)**Lowest shooting percentage:** .268 vs. Western Kentucky, 11-30-08 (WKU 68, UL 54)**Lowest shooting percentage in a conference game:** .274 vs. Cincinnati, 1-19-02 (UL 50, UC 77)**Highest 3-point percentage:** .778 vs. Memphis, 2-4-04 (UL 58, UM 62)**Highest 3-point percentage in a conference game:** .778 vs. Memphis, 2-4-04 (UL 58, UM 62)**Lowest 3-point percentage:** .000 vs. Pittsburgh, 2-11-15 (UL 69, Pitt 56)**Lowest 3-point percentage in a conference game:** .000 vs. Pittsburgh, 2-11-15 (UL 69, Pitt 56)**Most three-pointers:** 22 vs. Hartford, 11-17-07 (UL 104, UH 69)**Free throws made:** 41 vs. Rutgers, 1-4-14 (UL 83, RU 76)**Most assists:** 34 vs. VMI, 12-23-04 (UL 107, VMI 56)**Most blocked shots:** 18 vs. Holy Cross, 12-7-03 (UL 56, HC 40)

ASSISTANT COACH TRENT JOHNSON

Trent Johnson, who has 36 years of coaching experience including 17 years as a head coach at four collegiate programs, joined the UofL staff as an assistant coach on Oct. 11.



Johnson has guided men's basketball programs at Nevada (1999-2004), Stanford (2004-08), LSU (2008-2012) and TCU (2012-16). He has also served as a collegiate assistant coach at Utah (1986-89), Washington (1989-92), Rice (1992-96) and Stanford (1996-99), as well as an assistant at Boise High School (1980-85).

A former member of the National Association of Basketball Coaches Board of Directors, Johnson's teams made five NCAA Tournament appearances, including reaching the NCAA Sweet 16 at Nevada and Stanford. His teams made three trips to the National Invitation Tournament. Johnson has been honored as the conference coach of the year in three different leagues (2003 WAC, 2008 Pac-10 and 2009 SEC). He has a 276-264 career coaching record in his 16 collegiate seasons as a head coach.

His first of four years at TCU included a victory over No. 5 Kansas, one of four wins that season over teams that would participate in postseason tournaments. His 2013-14 TCU team opened the season 13-0 and rose to No. 25 in the AP Top 25.

Johnson guided LSU to a 27-8 overall record and the SEC regular-season championship in his first year with the Tigers in 2008-09, producing the third-most victories in a season in program history. Johnson's final LSU squad in 2011-12 posted an 18-15 overall record and an NIT first-round appearance.

Prior to LSU, Johnson became the only coach in program history to guide Stanford to the postseason in each of his first four seasons, advancing to the NCAA Tournament on three occasions and once in the NIT while compiling an 80-47 record. In 2007-08, Johnson guided the Cardinal to the NCAA Sweet 16 as a No. 3 seed before finishing with a 28-8 overall record. Johnson was productive with his first head coaching opportunity at Nevada in 1999, a five-year transformation that culminated in Johnson leading the Wolf Pack to a 25-9 record in 2003-04, which was a school-record victories; tying for the WAC regular season title; winning the WAC Tournament Championship; and reaching the program's first NCAA Sweet 16. Nevada posted NCAA victories over Michigan State and Gonzaga on its run before falling to eventual national runner-up Georgia Tech. Prior to his arrival, Nevada had made just two NCAA tournament appearances in school history and never won an NCAA tournament game.

Johnson played college basketball at Boise State (1974-78), where he ranks among the

school's career leaders with 1,115 points and 702 rebounds. In his sophomore season (1975-76), the Broncos won the Big Sky Tournament and advanced to the NCAA Tournament. He earned All-Big Sky honors as a senior. Following his collegiate career, Johnson played professionally for the Washington Lumberjacks of the Western Basketball League. He returned to Boise State after his playing days to complete his degree in physical education in 1986.

Johnson was born in Berkeley, Calif. He and his wife, Jackie, have two adult children: a daughter, Tinishia, and a son, Terry

ASSISTANT COACH R.J. EVANS

R.J. Evans, who has been a program assistant on the UofL men's basketball staff since May, was elevated to acting assistant coach for the Cardinals on Oct. 20.



Evans, who has earned two master's degrees, joined the UofL staff after working two years as a graduate assistant at the University of Texas under head coach Shaka Smart. Prior to his time in Austin, Evans was an assistant coach at Nichols College in Dudley, Mass. for one season (2014-15) as the Bison posted a 20-6 record and won the Commonwealth Coast Conference Regular Season Championship with a 17-1 mark.

Evans played basketball at the College of the Holy Cross, scoring over 1,200 career points in his three-plus seasons there. As a co-captain in his final season in 2011-12, Evans averaged 11.5 points, 4.8 rebounds, and 2.8 assists while earning recognition on the Patriot League Academic Honor Roll. He received a medical redshirt after missing most of the 2010-11 season with a sports hernia.

Evans played his final year as a graduate student at the University of Connecticut, where he helped the Huskies post a 20-10 record in 2012-13. He appeared in 27 games (three starts) and averaged 3.1 points and grabbing 25 steals. He faced Louisville once that season, grabbing two rebounds in seven minutes against the Cardinals in a 73-58 UofL victory in Hartford.

Evans played for four different coaches in his four collegiate seasons in Kevin Ollie at UConn and Ralph Willard, Sean Kearney and Milan Brown at Holy Cross. He played one year professionally for the Durham Wildcats in the United Kingdom. His sister Kastine played basketball at Kentucky.

Evans, who hails from Salem, Conn., earned a bachelor's degree in economics from Holy Cross in 2012, a master's degree in educational psychology from UConn in 2013, and a master's in kinesiology from Texas in 2017.

ASSISTANT COACH GREG PAULUS

Greg Paulus, who has worked on the basketball staffs at Ohio State and Navy a combined seven years, was named an assistant basketball coach at UofL on Oct. 19.



Paulus was an assistant coach for four seasons at Ohio State (2013-17) after serving as the program's video coordinator for two years (2011-13). During six years on the staff there, Ohio State produced a 147-66 record and participated in the NCAA Tournament on four occasions, including playing in two regional finals and reaching the 2012 Final Four. He helped the Buckeyes sign top 10 recruiting classes in 2014 and 2015 and was recognized by ESPN's Jeff Goodman as one of the nation's top assistant coaches in 2015. Paulus gained his start in coaching as an assistant at Navy for the 2010-11 season.

Paulus had a successful four-year playing career at Duke (2005-09), plus one year as the team captain and starting quarterback at Syracuse while pursuing a master's degree. A three-year starter and two-time captain for Duke, he played on three ACC Championship teams and four NCAA Tournament teams, helping Duke to a combined 112-28 record while leading the team in assists in 2006, 2007 and 2008.

As a freshman in 2005-06, Paulus was a member of the ACC All-Freshman first team, the ACC All-Tournament second team and a second-team freshman All-American while averaging 6.7 points and 5.2 assists. He is one of just four freshmen in ACC history to lead the league in assists. He scored 1,193 career points at Duke and ranks among the career top 10 in assists (468), three-point field goals (210) and three-point field goal percentage (.398).

Paulus spent the 2009-10 season at Syracuse, passing for 2,024 yards and 13 touchdowns in 12 games as the Orange posted a 4-8 record, matching the program's best record since the 2004 season. It was Paulus' first action on the football field since being named the 2005 Gatorade National High School Player of the Year. His 67.7 completion percentage (193-of-285) is a Syracuse single-season record.

A native of Syracuse, N.Y., Paulus earned ACC All-Academic Team accolades on three occasions and was a two-time third-team Academic All-American selection, graduating with a bachelor's degree in political science with a certificate in markets and management studies in 2009. He went on to obtain his master's degree in Television, Radio and Film from the S.I. Newhouse School of Public Communications at Syracuse in 2010, earning 2009 Big East All-Academic Team honors.

Paulus was named the Gatorade National High School Player of the Year in both football and basketball as a senior at Christian Brothers Academy. He and his wife Megan were married earlier this year.

O V.J. King

G/F 6-6 190 So. - 1L Cleveland, Ohio (Paul VI Catholic HS / Fairfax, Va.)



- Starter at shooting guard has scored in double figures in 13 games, including six of the last 14 and eight of the last 18.
- Ranks fourth on the team in scoring with 8.6 points per game and is sixth on the team in three-point field goal percentage (.324).
- Generally receives the challenge of defending the top guard or wing of the opposing team.
- Dished out a career-high four assists, while knocking down a season-high seven field goals to finish with 15 points against Wake Forest.
- Scored a season-high 17 points against Purdue and Memphis and tied his career-high with three assists against Memphis.
- Collected a career-high three steals in the Cards' win against Indiana.
- 2017 All-ACC Academic Men's Basketball team selection.
- As a freshman, he led the team in free throw percentage (.821 46-of-56) and three-point field goal percentage (.421, 16-of-38; among players with over 20 attempts).
- Scored a career-high 24 points against Virginia last year, finishing 3-of-5 from behind the arc and connecting on 5-of-6 from the free throw line.
- Won two gold medals with USA Basketball in the 2013 FIBA Americas U16 Championship in Maldonado, Uruguay; and the 2014 FIBA U17 World Championship in Dubai.
- A McDonald's All-America selection, King averaged 22.9 points, 9.6 rebounds, 2.5 assists and 2.1 steals as a senior in leading Paul VI (20-11) in Fairfax, Va. to the Virginia Independent Schools Athletic Association Division I state championship game.

O V.J. King	
Games With ...	Season Career
Double-Figure scoring....	13 20
5 or more rebounds.....	7 10
4 or more assists.....	1 1
A blocked shot.....	4 7
A steal.....	16 23
A three-pointer.....	17 27
20+ points.....	0 1

- His father Vincent King played professional basketball in foreign countries for 10 years after scoring 1,037 points in his collegiate career at Indiana University of Pennsylvania from 1988-92.
- Born Jan. 22, 1997 ... Major is sport administration.

O V.J. King Season Highs

- Points..... 17 vs. Purdue (11/28)
- vs. Memphis (12/16)
- Reb..... 8 vs. Southern Illinois (11/21)
- Asst..... 4 vs. Wake Forest (1/27)
- Blocks.... 1 (4 times) *latest:* vs. Duke (2/21)
- Steals..... 3 vs. Indiana (12/9)
- FGM..... 7 vs. Wake Forest (1/27)
- FGA..... 11 (4 times) *latest:* vs. Duke (2/21)
- 3FGM..... 2 (5 times) *latest:* vs. Virginia Tech (1/13)
- 3FGA..... 5 vs. St. Francis (11/24)
- vs. Boston College (1/21)
- FT..... 8 vs. Boston College (1/21)
- FTA..... 8 vs. Boston College (1/21)

O V.J. King Career Highs

- Points..... 24 vs. Virginia (2/6/17)
- Reb..... 8 vs. Southern Illinois (11/21/17)
- Asst..... 4 vs. Wake Forest (1/27/18)
- Blocks.... 1 (7 times) *latest:* vs. Duke (2/21)
- Steals..... 3 vs. Indiana (12/9/17)
- FGM..... 8 vs. Virginia (2/6/17)
- FGA..... 14 vs. Virginia (2/6/17)
- 3FGM..... 3 vs. William & Mary (11/14/16)
- vs. Virginia (2/6/17)
- 3FGA..... 5 (3 times) vs. Boston College (1/21/18)
- FT..... 8 vs. Boston College (1/21/18)
- FTA..... 8 (3 times) *latest:* vs. Boston College (1/21/18)

O V.J. King Game-by-Game

Opponent	Date	GS	Min	FG	FGA	Pct	3-Point			Rebounds			Avg	PF	FO	A	TO	Blk	Stl	Pts	Avg			
							FG	FGA	Pct	FT	FTA	Pct										Off	Def	Tot
GEORGE MASON	11/12/17	*	16	0	3	.000	0	1	.000	5	6	.833	1	0	1	1.0	2	0	0	1	0	1	5	5.0
OMAHA	11/17/17	*	28	3	9	.333	1	2	.500	1	2	.500	2	3	5	3.0	0	0	3	0	0	8	6.5	
SOU ILLINOIS	11/21/17	*	25	2	10	.200	0	1	.000	0	0	.000	0	8	8	4.7	0	0	1	0	1	0	4	5.7
ST. FRANCIS	11/24/17	*	24	3	11	.273	2	5	.400	2	21	.000	1	1	2	4.0	2	0	0	4	0	0	10	6.8
at Purdue	11/28/17	*	30	5	11	.455	2	3	.667	5	6	.833	1	5	6	4.4	5	1	0	1	0	0	17	8.8
SETON HALL	12/3/17	*	24	6	8	.750	2	3	.667	0	1	.000	0	5	5	4.5	3	0	1	4	0	0	14	9.7
SIENA	12/6/17	*	15	3	7	.429	1	2	.500	0	0	.000	0	2	2	4.1	0	0	0	1	0	0	7	9.3
INDIANA	12/9/17	*	32	3	8	.375	0	2	.000	1	3	.333	2	0	2	3.9	1	0	0	2	0	3	7	9.0
BRYANT	12/11/17	*	24	3	7	.429	1	2	.500	0	0	.000	0	4	4	3.9	2	0	3	1	0	1	7	8.8
vs MEMPHIS	12/16/17	*	31	6	9	.667	2	4	.500	3	4	.750	1	2	3	3.8	1	0	3	1	1	0	17	9.6
ALBANY	12/20/17	*	26	2	8	.250	0	2	.000	2	4	.500	0	7	7	4.1	4	0	2	0	0	1	6	9.3
GRAND CANYON	12/23/17	*	19	2	6	.333	1	11	.000	2	4	.500	0	3	3	4.0	3	0	1	3	0	1	7	9.1
at Kentucky	12/29/17	*	24	5	10	.500	1	3	.333	1	11	.000	1	3	4	4.0	3	0	0	0	0	0	12	9.3
PITTSBURGH	1/2/18	*	28	2	7	.286	0	1	.000	1	2	.500	0	3	3	3.9	1	0	0	0	0	0	5	9.0
at Clemson	1/6/18	*	38	3	8	.375	0	1	.000	3	4	.750	1	2	3	3.9	2	0	1	4	1	1	9	9.0
at Florida State	1/10/18	*	24	3	11	.273	1	4	.250	0	0	.000	3	2	5	3.9	0	0	1	0	0	7	8.9	
VIRGINIA TECH	1/13/18	*	33	5	9	.556	2	3	.667	4	6	.667	0	2	2	3.8	1	0	1	3	0	2	16	9.3
at Notre Dame	1/16/18	*	23	1	6	.167	0	1	.000	0	0	.000	1	2	3	3.8	1	0	0	2	0	1	2	8.9
BOSTON COLLEGE	1/21/18	*	27	3	10	.300	1	5	.200	8	81	.000	0	2	2	3.7	2	0	2	0	0	1	15	9.2
at Miami	1/24/18	*	13	2	5	.400	0	1	.000	0	0	.000	0	2	2	3.6	2	0	0	1	0	0	4	9.0
WAKE FOREST	1/27/18	*	25	7	9	.778	1	2	.500	0	0	.000	0	2	2	3.5	2	0	4	1	0	2	15	9.2
at Virginia	1/31/18	*	28	3	8	.375	0	3	.000	4	41	.000	1	2	3	3.5	1	0	1	1	0	0	10	9.3
FLORIDA STATE	2/3/18	*	28	3	9	.333	1	2	.500	3	6	.500	0	6	6	3.6	2	0	0	2	0	1	10	9.3
SYRACUSE	2/5/18	*	21	1	11	.000	1	11	.000	4	41	.000	0	1	1	3.5	1	0	1	2	0	0	7	9.2
GEORGIA TECH	2/8/18	*	23	2	4	.500	0	1	.000	1	5	.200	0	2	2	3.4	3	0	2	0	0	2	5	9.0
at Pittsburgh	2/11/18	*	22	5	8	.625	0	1	.000	4	6	.667	0	1	1	3.3	2	0	1	0	0	1	14	9.2
NORTH CAROLINA	2/17/18	*	23	1	7	.143	0	3	.000	3	4	.750	2	3	5	3.4	3	0	0	1	0	1	5	9.1
at Duke	2/21/18	*	25	4	11	.364	0	3	.000	2	21	.000	1	1	2	3.4	0	0	1	1	1	1	10	9.1
at Virginia Tech	2/24/18	*	23	1	4	.250	0	1	.000	0	0	.000	0	3	3	3.3	1	0	0	2	0	0	2	8.9
VIRGINIA	3/1/18	*	30	2	5	.400	0	1	.000	4	41	.000	0	2	2	3.3	3	0	0	1	0	0	8	8.8
at NC State	3/3/18	*	29	3	6	.500	1	3	.333	0	0	.000	0	3	3	3.3	4	0	0	3	0	0	7	8.8
vs Florida State	3/7/18	*	20	2	4	.500	0	0	.000	0	0	.000	0	2	2	3.3	0	0	1	1	0	1	4	8.6
vs Virginia	3/8/18	*	26	3	7	.429	3	5	.600	2	21	.000	0	2	2	3.2	1	0	1	0	0	0	11	8.7
NORTHERN KY	3/13/18	*	28	1	3	.333	0	1	.000	2	21	.000	1	4	5	3.3	0	0	3	1	0	0	4	8.6

O V.J. King Statistics

Year	GP	GS	Min	Avg	FG	FGA	Pct	3FG	3FGA	Pct	FT	FTA	Pct	OReb	DReb	Reb	Avg	PF	FO	Ast	TO	Blk	Stl	Pts	Avg
2016-17	33	7	445	13.5	60	139	.432	16	38	.421	46	56	.821	17	51	68	2.1	25	0	16	22	3	7	182	5.5
2017-18	34	34	855	25.1	100	249	.402	24	74	.324	67	92	.728	19	92	111	3.3	58	1	30	48	4	21	291	8.6
TOTAL	67	41	1300	19.4	160	388	.412	40	112	.357	113	148	.764	36	143	179	2.7	83	1	46	70	7	28	473	7.1

1 Lance Thomas

F 6-8 220 Fr. - HS Norcross, Ga. (Norcross HS)



■ Has seen action in six of the last 22 games, including matching a season-high with 10 minutes played at Pittsburgh.

■ Scored a career-high 10 points and pulled down a career-high seven rebounds against Bryant in his most extensive action of the season.

■ Made his first appearance of the season against Southern Illinois and contributed five points and three rebounds in seven minutes (2-of-3 FG). He has played in nine games this year.

■ Averaged 9.7 points, 8.8 rebounds and 2.6 blocked shots as a senior in helping Norcross post a 26-6 record as the runner-up in the Georgia Class 7A state championship. He scored 13 points in the state title game.

■ A first-team All-Region 7 selection as a junior and senior, a second team Atlanta Tipoff Club All-Metro Atlanta choice and an all-county pick.

■ His Norcross High School teammate Jordan Goldwire is a freshman at Duke.

■ Born Jan. 18, 1999 ... Major is business.

1 Lance Thomas

Games With ...	Season	Career
Double-Figure scoring.....	1	1
5 or more rebounds.....	1	1
4 or more assists.....	0	0
A blocked shot.....	2	2
A steal.....	2	2
A three-pointer.....	2	2
20+ points.....	0	0

1 Lance Thomas Season/Career Highs

- Points..... 10 vs. Bryant (12/11)
- Reb. 7 vs. Bryant (12/11)
- Asst. none
- Blocks 1 vs. Bryant (12/11)
vs. Kentucky (12/29)
- Steals 1 vs. Bryant (12/11)
vs. Kentucky (12/29)
- FGM 4 vs. Bryant (12/11)
- FGA 5 vs. Bryant (12/11)
- 3FGM 1 vs. Southern Illinois (11/21)
vs. Pittsburgh (1/2)
- 3FGA 2 vs. Southern Illinois (11/21)
- FT 2 (3 times) *latest*: vs. Pittsburgh (2/11)
- FTA 4 vs. Bryant (12/11)

1 Lance Thomas Game-by-Game

Opponent	Date	GS	Min	FG	FGA	3-Point			Rebounds			Avg	PF	FO	A	TO	Blk	Stl	Pts	Avg				
						Pct	FG	FGA	Pct	FT	FTA										Pct	Off	Def	Tot
GEORGE MASON	11/12/17		DNP																					
OMAHA	11/17/17		DNP																					
SOU ILLINOIS	11/21/17	7	23	7	23	.667	1	2	.500	0	0	.000	0	3	3	3.0	0	0	0	0	5	5.0		
ST. FRANCIS	11/24/17	2	0	0	0	.000	0	0	.000	0	0	.000	0	1	1	2.0	0	0	0	0	0	2.5		
at Purdue	11/28/17	1	0	1	0	.000	0	1	.000	0	0	.000	0	0	0	1.3	0	0	0	0	0	1.7		
SETON HALL	12/3/17		DNP																					
SIENA	12/6/17	6	0	0	0	.000	0	0	.000	2	21.000	0	0	0	1.0	0	0	0	0	0	2	1.8		
INDIANA	12/9/17		DNP																					
BRYANT	12/11/17	10	4	5	8	.800	0	1	.000	2	4	.500	2	5	7	2.2	2	0	0	0	1	11.0	3.4	
INDIANA	12/9/17		DNP																					
vs MEMPHIS	12/16/17		DNP																					
ALBANY	12/20/17		DNP																					
GRAND CANYON	12/23/17		DNP																					
at Kentucky	12/29/17	5	0	1	0	.000	0	1	.000	0	0	.000	0	0	0	1.8	3	0	0	0	1	1	0	2.8
PITTSBURGH	1/2/18	4	1	1	1	1.000	1	1	1.000	0	0	.000	0	2	2	1.9	0	0	0	0	0	0	3	2.9
at Clemson	1/6/18		DNP																					
at Florida State	1/10/18		DNP																					
VIRGINIA TECH	1/13/18		DNP																					
at Notre Dame	1/16/18		DNP																					
BOSTON COLLEGE	1/21/18	1	0	0	0	.000	0	0	.000	0	0	.000	0	0	0	1.6	0	0	0	1	0	0	0	2.5
at Miami	1/24/18		DNP																					
WAKE FOREST	1/27/18	2	0	0	0	.000	0	0	.000	0	0	.000	1	0	1	1.6	1	0	0	0	0	0	0	2.2
at Virginia	1/31/18		DNP																					
FLORIDA STATE	2/3/18		DNP																					
SYRACUSE	2/5/18		DNP																					
GEORGIA TECH	2/8/18	1	0	0	0	.000	0	0	.000	0	0	.000	0	0	0	1.4	0	0	0	0	0	0	0	2.0
at Pittsburgh	2/11/18	10	2	3	7	.667	0	1	.000	2	21.000	0	1	1	1.4	5	1	0	2	0	0	6	2.4	
NORTH CAROLINA	2/17/18		DNP																					
at Duke	2/21/18		DNP																					
at Virginia Tech	2/24/18		DNP																					
VIRGINIA	3/1/18		DNP																					
at NC State	3/3/18		DNP																					
vs Florida State	3/7/18		DNP																					
vs Virginia	3/8/18		DNP																					
NORTHERN KY	3/13/18		DNP																					

1 Lance Thomas Statistics

Year	GP	GS	Min	Avg	FG	FGA	Pct	3FG	3FGA	Pct	FT	FTA	Pct	OReb	DReb	Reb	Avg	PF	FO	Ast	TO	Blk	Stl	Pts	Avg
2017-18	11	0	49	4.5	9	14	.643	2	7	.286	6	8	.750	3	12	15	1.4	11	1	0	3	2	2	26	2.4
TOTAL	11	0	49	4.5	9	14	.643	2	7	.286	6	8	.750	3	12	15	1.4	11	1	0	3	2	2	26	2.4

2 Darius Perry

G 6-2 175 Fr. - HS Powder Springs, Ga. (Wheeler HS)



- Starter in three games for the Cardinals. He averaged 5.6 points, four assists and shot 50 percent from the field (5-of-10) in the three starts.
- Makes significant defensive contributions that don't show up in statistics.
- Scored eight points against Northern Kentucky in the NIT first round, including a thunderous dunk on the break that was the top ESPN SportsCenter highlight of the day.
- Scored nine or more points in the first three games of the season. He has an assist in 22 of 34 games.
- Has made 14-of-29 three-pointers (.483) over the last 14 games.
- Tied a career-high with three made three-pointers while recording a career-high three steals against Wake Forest. His nine points were his most in 18 games.
- Has made 33 of his 36 free throw attempts on the season (.917). He made his first 21 of the year before missing against Albany.

2 Darius Perry		
Games With ...	Season	Career
Double-Figure scoring.....	2	2
5 or more rebounds.....	0	0
4 or more assists.....	4	4
A blocked shot.....	3	3
A steal.....	13	13
A three-pointer.....	15	15
20+ points.....	0	0

- Totaled 17 points, three assists, two steals and did not miss a shot (3-of-3 three-pointers, 8-of-8 free throws) vs. George Mason. It was the fifth-highest scoring effort in a freshman debut at Louisville and was tied for the sixth-highest in a career scoring debut at UofL (tied with his coach, David Padgett, who also scored 17 on Dec. 3, 2005).
- Averaged 20.2 points, 5.1 assists, 4.3 rebounds and 3.1 steals as a senior in helping Wheeler High School achieve a 21-10 record and reach the final eight teams in the Class AAAAAA state championship. As a sophomore in 2014-15, Perry helped Wheeler win the Class AAAAAA state

championship with a 30-3 record.

- Averaged 11.6 points, 3.6 rebounds and 3.4 assists for his Game Elite AAU squad during the summer of 2016, playing for his father and coach Eric Perry.
- Wheeler High School has produced multiple NBA players such as Shareef Abdur-Rahim, Jermareo Davidson, JJ Hickson and Dequan Jones.
- Born March 13, 1999 ... Major is sport administration.

2 Darius Perry Season/Career Highs

- Points..... 17 vs. George Mason (11/12)
- Reb. 3 vs. (3 times) *latest*: vs. NC State (3/3)
- Asst..... 7 vs. Southern Illinois (11/21)
vs. Pittsburgh (2/11)
- Blocks 1 vs. Southern Illinois (11/21)
vs. Pittsburgh (1/2)
vs. North Carolina (2/17)
- Steals..... 3 vs. Wake Forest (1/27)
- FGM 3 (7 times) *latest*: vs. Northern Ky. (3/13)
- FGA 8 vs. Southern Illinois (11/21)
- 3FGM 3 vs. George Mason (11/12)
vs. Wake Forest (1/27)
- 3FGA 5 vs. Virginia Tech (2/24)
- FT..... 8 vs. George Mason (11/12)
- FTA..... 8 vs. George Mason (11/12)

2 Darius Perry Game-by-Game

Opponent	Date	GS	Min	FG	FGA	Pct	3-Point			Rebounds			Avg PF	FO	A	TO	Blk	Stl	Pts	Avg	
							FG	FGA	Pct	FT	FTA	Pct									Off
GEORGE MASON	11/12/17	27	3	3	1.000	3	3	1.000	8	81.000	0	2	2	2.0	1	0	3	2	0	2	17.0
OMAHA	11/17/17	15	2	4	.500	0	2	.000	5	51.000	0	1	1	1.5	2	0	1	2	0	2	9.0
SOU ILLINOIS	11/21/17	23	3	8	.375	1	4	.250	3	31.000	0	1	1	1.3	0	0	7	1	1	0	12.0
ST. FRANCIS	11/24/17	14	0	3	.000	0	3	.000	2	21.000	0	1	1	1.3	2	0	2	0	0	0	2.9
at Purdue	11/28/17	8	0	2	.000	0	2	.000	0	0.000	0	1	1	1.2	1	0	1	1	0	0	7.6
SETON HALL	12/3/17	13	2	4	.500	0	2	.000	0	0.000	0	1	1	1.2	1	0	1	0	0	1	4.7
SIENA	12/6/17	19	3	7	.429	1	4	.250	0	0.000	0	0	0	1.0	4	0	1	5	0	1	7.7
INDIANA	12/9/17	12	0	1	.000	0	1	.000	0	0.000	1	1	2	1.1	2	0	2	0	0	0	6.1
BRYANT	12/11/17	13	0	3	.000	0	2	.000	2	21.000	0	1	1	1.1	4	0	4	0	0	0	2.5
vs MEMPHIS	12/16/17	7	1	3	.333	0	1	.000	0	0.000	1	0	1	1.1	2	0	0	0	2	2	5.3
ALBANY	12/20/17	5	0	2	.000	0	1	.000	1	2.500	0	0	0	1.0	0	0	1	0	0	0	1.4
GRAND CANYON	12/23/17	8	1	2	.500	1	11.000	0	0.000	0	1	1	1.0	2	0	1	2	0	0	3	4.8
at Kentucky	12/29/17	7	0	3	.000	0	2	.000	0	0.000	0	0	0	0.9	4	0	0	0	0	0	4.4
PITTSBURGH	1/2/18	20	0	5	.000	0	2	.000	0	0.000	0	2	2	1.0	3	0	0	2	1	1	0.4
at Clemson	1/6/18	4	0	1	.000	0	0	.000	0	0.000	0	1	1	1.0	1	0	0	0	0	0	3.8
at Florida State	1/10/18	6	0	0	.000	0	0	.000	0	0.000	0	1	1	1.0	1	0	1	0	0	0	3.6
VIRGINIA TECH	1/13/18	10	1	4	.250	1	2	.500	0	0.000	1	0	1	1.0	1	0	1	1	0	0	3.5
at Notre Dame	1/16/18	14	0	1	.000	0	1	.000	0	0.000	1	0	1	1.0	1	0	2	1	0	0	3.3
BOSTON COLLEGE	1/21/18	9	0	1	.000	0	1	.000	0	0.000	0	0	0	0.9	0	0	0	2	0	1	0.3
at Miami	1/24/18	1	0	0	.000	0	0	.000	0	0.000	0	1	1	1.0	1	0	0	1	0	0	3.0
WAKE FOREST	1/27/18	21	3	4	.750	3	4	.750	0	0.000	0	3	3	1.0	2	0	2	0	0	3	9.3
at Virginia	1/31/18	7	0	1	.000	0	0	.000	0	0.000	1	1	2	1.1	0	0	1	1	0	0	3.1
FLORIDA STATE	2/3/18	2	1	1	1.000	1	1	1.000	0	0.000	0	0	0	1.0	0	0	0	1	0	0	3.1
SYRACUSE	2/5/18	20	1	2	.500	1	2	.500	0	0.000	0	2	2	1.1	4	0	4	0	0	0	3.1
GEORGIA TECH	2/8/18	* 25	3	6	.500	1	2	.500	0	0.000	0	2	2	1.1	1	0	1	1	0	1	7.3
at Pittsburgh	2/11/18	* 34	2	2	1.000	1	11.000	2	21.000	0	3	3	1.2	2	0	7	3	0	2	7	3.4
NORTH CAROLINA	2/17/18	* 8	0	2	.000	0	1	.000	3	4.750	0	0	0	1.1	2	0	0	1	1	0	3.4
at Duke	2/21/18	11	1	3	.333	1	2	.500	0	0.000	0	0	0	1.1	2	0	2	1	0	1	3.4
at Virginia Tech	2/24/18	24	2	5	.400	2	5	.400	2	21.000	0	0	0	1.1	3	0	3	1	0	0	8.3
VIRGINIA	3/1/18	9	0	0	.000	0	0	.000	2	21.000	0	2	2	1.1	1	0	0	0	0	0	2.3
at NC State	3/3/18	21	1	5	.200	1	4	.250	2	21.000	1	2	3	1.2	4	0	0	0	0	0	5.3
vs Florida State	3/7/18	23	3	6	.500	2	21.000	0	0.000	0	2	2	1.2	0	0	1	4	0	1	8	3.7
vs Virginia	3/8/18	9	0	2	.000	0	2	.000	0	0.000	0	0	0	1.2	3	0	0	2	0	0	3.6
NORTHERN KY	3/13/18	20	3	7	.429	1	3	.333	1	2.500	0	1	1	1.1	3	0	1	2	0	1	8.3

2 Darius Perry Statistics

Year	GP	GS	Min	Avg	FG	FGA	Pct	3FG	3FGA	Pct	FT	FTA	Pct	OReb	DReb	Reb	Avg	PF	FO	Ast	TO	Blk	Stl	Pts	Avg
2017-18	34	3	469	13.8	36	103	.350	21	63	.333	33	36	.917	6	33	39	1.1	60	0	50	37	3	19	126	3.7
TOTAL	34	3	469	13.8	36	103	.350	21	63	.333	33	36	.917	6	33	39	1.1	60	0	50	37	3	19	126	3.7

3 Jo Griffin

G 6-1 175 Fr. - HS Crestwood, Ky. (South Oldham HS)


- Walk-on has played in seven games this season.
- Sprained his ankle in practice on Nov. 6 and missed the first five games.
- Averaged 21.4 points, 4.5 rebounds and 4.3 assists as a senior last season at South Oldham as the Dragons posted a 26-6 record and reached the Eighth Region semifinals.

- Honored as the 2017 Eighth Region Player of the Year, was a finalist for Kentucky's Mr. Basketball, a third team all-state honoree and was an three-time all-district selection.

- No. 2 all-time scorer for South Oldham with 1,233 career points in three seasons.

- His brother Michael is a junior guard at Thomas More College. His father Jeff is the principal at South Oldham and played basketball for Oldham County HS, leading them to the 1985 Kentucky Sweet 16. His father also played collegiate basketball at Morehead State and Transylvania. His uncles Tim and Jim Griffin played basketball at Kentucky Wesleyan.

- Born March 1, 1999 ... Major is sport exercise science.



3 Jo Griffin

Games With ...	Season	Career
Double-Figure scoring.....	0	0
5 or more rebounds.....	0	0
4 or more assists.....	0	0
A blocked shot.....	0	0
A steal.....	1	1
A three-pointer.....	0	0
20+ points.....	0	0

3 Jo Griffin Season/Career Highs

Points..... none
 Reb. none
 Asst..... 1 vs. Bryant (12/11)
 vs. Pittsburgh (2/11)
 Blocks none
 Steals 1 vs. Georgia Tech (2/8)
 FGM none
 FGA 1 vs. Bryant (12/11)
 3FGM none
 3FGA 1 vs. Bryant (12/11)
 FT none
 FTA none

3 Jo Griffin Game-by-Game

Opponent	Date	GS	Min	FG	FGA	Pct	3-Point			Rebounds			Avg	PF	FO	A	TO	Blk	Stl	Pts	Avg	
							FG	FGA	Pct	FT	FTA	Pct										Off
SIENA	12/6/17	5	0	0	.000	0	0	.000	0	0	.000	0	0	0	0	0	0	0	0	0	0	0.0
BRYANT	12/11/17	6	0	1	.000	0	1	.000	0	0	.000	0	0	0	0	0	0	1	1	0	0	0.0
PITTSBURGH	1/2/18	3	0	0	.000	0	0	.000	0	0	.000	0	0	0	0	0	0	0	0	0	0	0.0
WAKE FOREST	1/27/18	1	0	0	.000	0	0	.000	0	0	.000	0	0	0	0	0	0	0	0	0	0	0.0
GEORGIA TECH	2/8/18	1	0	0	.000	0	0	.000	0	0	.000	0	0	0	0	0	0	0	0	1	0	0.0
at Pittsburgh	2/11/18	2	0	0	.000	0	0	.000	0	0	.000	0	0	0	0	0	0	1	0	0	0	0.0

3 Jo Griffin Statistics

Year	GP	GS	Min	Avg	FG	FGA	Pct	3FG	3FGA	Pct	FT	FTA	Pct	OReb	DReb	Reb	Avg	PF	FO	Ast	TO	Blk	Stl	Pts	Avg
2017-18	7	0	19	2.7	0	1	.000	0	1	.000	0	0	.000	0	0	0	0.0	2	0	2	1	0	1	0	0.0
TOTAL	7	0	19	2.7	0	1	.000	0	1	.000	0	0	.000	0	0	0	0.0	2	0	2	1	0	1	0	0.0

12 Jacob Redding

G 6-0 165 Fr. - HS Ft. Wayne, Ind. (Carroll HS)

- Walk-on guard made his first appearance of the season against Southern Illinois and scored six points in three minutes, burying a pair of three-pointers. He has made all four of his field goal attempts this season.

- Averaged 16.5 points, 2.9 rebounds and 2.6 assists as a senior at Carroll High School. He connected on 45 percent of his three-point attempts and 92.4 percent of his free throws.

- Scored 1,099 career points and made 161 three-pointers in his high school career at Carroll. He helped Carroll achieved a combined 68-21 record in three seasons.

- Also ran cross country at Carroll.

- Played with fellow UofL freshman Malik Williams on the Legit Basketball AAU team.

- His father Mark is the girls basketball coach at Carroll High School. He played basketball at Danville (Ill.) Community College. His mother Holly ran track and cross country at Anderson (Ind.) University.

- Born Sept. 15, 1997 ... Major is secondary education.



12 Jacob Redding

Games With ...	Season	Career
Double-Figure scoring.....	0	0
5 or more rebounds.....	0	0
4 or more assists.....	0	0
A blocked shot.....	0	0
A steal.....	0	0
A three-pointer.....	2	2
20+ points.....	0	0

12 Jacob Redding Season/Career Highs

Points..... 6 vs. Southern Illinois (11/21)
 Reb. none
 Asst..... none
 Blocks none
 Steals none
 FGM 2 vs. Southern Illinois (11/21)
 FGA 2 vs. Southern Illinois (11/21)
 3FGM 2 vs. Southern Illinois (11/21)
 3FGA 2 vs. Southern Illinois (11/21)
 FT 2 vs. Bryant (12/11)
 FTA 2 vs. Bryant (12/11)

12 Jacob Redding Game-by-Game

Opponent	Date	GS	Min	FG	FGA	Pct	3-Point			Rebounds			Avg	PF	FO	A	TO	Blk	Stl	Pts	Avg
							FG	FGA	Pct	FT	FTA	Pct									
SOU ILLINOIS	11/21/17	3	2	2	1.000	2	2	1.000	0	0	.000	0	0	0	0	0	0	0	0	6	6.0
SIENA	12/6/17	2	1	1	1.000	0	0	.000	0	0	.000	0	0	0	0	0	0	0	0	2	4.0
BRYANT	12/11/17	4	1	1	1.000	1	1	1.000	2	2	1.000	0	0	0	0	0	0	0	5	4.3	
WAKE FOREST	1/27/18	1	0	0	.000	0	0	.000	0	0	.000	0	0	0	0	0	0	0	0	3	3.3
GEORGIA TECH	2/8/18	1	0	0	.000	0	0	.000	0	0	.000	0	0	0	0	0	0	0	0	2	2.6
at Pittsburgh	2/11/18	2	0	0	.000	0	0	.000	0	0	.000	0	0	0	0	0	0	0	0	2	2.2

12 Jacob Redding Statistics

Year	GP	GS	Min	Avg	FG	FGA	Pct	3FG	3FGA	Pct	FT	FTA	Pct	OReb	DReb	Reb	Avg	PF	FO	Ast	TO	Blk	Stl	Pts	Avg
2017-18	6	0	13	2.2	4	4	1.000	3	3	1.000	2	2	1.000	0	0	0	0.0	0	0	0	0	0	0	13	2.2
TOTAL	6	0	13	2.2	4	4	1.000	3	3	1.000	2	2	1.000	0	0	0	0.0	0	0	0	0	0	0	13	2.2

4 Quentin Snider

G 6-2 175 Sr. - 3L Louisville, Ky. (Ballard HS)

■ Tri-captain is in his third year starting at point guard. He has scored in double figures in 22 games this season, including 20 of the last 29.

■ Led the ACC in three point percentage for conference games only, connecting on 40-of-87 threes for 46.0 percent.

■ Matched a career-high with 22 points at Virginia Tech, adding six assists while burying a career-best seven threes.

■ Preseason All-ACC second team selection.

■ Scored his 1,000th career point with his first basket against Notre Dame on Jan. 16 to become the Cardinals' 68th career 1,000-point scorer (1,194 career points to date, currently 42nd at UofL).

■ Ranks third in the ACC and is 35th in the nation in assists-to-turnovers ratio (2.65). He is 11th in the ACC in assists (3.9).

■ Tied a career-high with 22 points against Notre Dame while also dishing out a season-high matching seven assists.

■ Second in the ACC in free throw percentage, connecting on 87.4 percent. Buried a career-best eight free throws against Virginia Tech, going 8-of-8 from the line. He has been perfect from the line 15 times this season.

■ Pulled down a career-high seven rebounds against Seton Hall while scoring 15 points.

■ The Cardinals' leading returning scorer for the third straight year, averaging 12.4 points and 4.1 assists (8th in the ACC) a year ago.

■ Three-time 2017 All-ACC Academic Men's Basketball team selection.



4 Quentin Snider

Games With ...	Season	Career
Double-Figure scoring.....	22	59
6 or more rebounds.....	3	5
4 or more assists.....	19	57
A blocked shot.....	0	1
A steal.....	16	50
A three-pointer.....	28	85
20+ points.....	2	6

4 Quentin Snider Game-by-Game

Opponent	Date	GS	Min	FG	FGA	Pct	3-Point			Rebounds			Avg	PF	FO	A	TO	Blk	Stl	Pts	Avg			
							FG	FGA	Pct	FT	FTA	Pct										Off	Def	Tot
GEORGE MASON	11/12/17	*	37	4	11	.364	1	6	.167	1	2	.500	0	6	6	6.0	1	0	3	2	0	10	10.0	
OMAHA	11/17/17	*	29	2	9	.222	1	5	.200	2	21	0.000	2	0	2	4.0	1	0	4	2	0	1	7	8.5
SOU ILLINOIS	11/21/17	*	26	2	8	.250	1	4	.250	0	0	.000	0	2	3.3	0	0	3	0	0	0	5	7.3	
ST. FRANCIS	11/24/17	*	36	4	10	.400	2	6	.333	1	2	.500	0	2	3.0	1	0	6	1	0	1	11	8.3	
at Purdue	11/28/17	*	39	1	6	.167	1	4	.250	0	0	.000	1	4	5	3.4	2	0	6	4	0	3	7.2	
SETON HALL	12/3/17	*	37	6	16	.375	1	7	.143	2	21	0.000	2	5	7	4.0	0	2	1	0	1	15	8.5	
SIENA	12/6/17	*	30	4	7	.571	2	3	.667	6	61	0.000	0	2	2	3.7	2	0	2	1	0	1	16	9.6
INDIANA	12/9/17	*	33	4	10	.400	0	3	.000	5	51	0.000	0	2	3.5	1	0	5	1	0	0	13	10.0	
BRYANT	12/11/17	*	22	6	8	.750	4	6	.667	1	2	.500	0	4	4	3.6	1	0	2	0	0	0	17	10.8
vs MEMPHIS	12/16/17	*	33	6	10	.600	3	4	.750	4	41	0.000	0	3	3	3.5	3	0	5	3	0	1	19	11.6
ALBANY	12/20/17	*	34	5	7	.714	3	4	.750	6	7	.857	0	1	1	3.3	2	0	4	0	0	0	19	12.3
GRAND CANYON	12/23/17	*	32	4	10	.400	0	2	.000	4	41	0.000	2	1	3	3.3	1	0	5	2	0	1	12	12.3
at Kentucky	12/29/17	*	29	3	11	.273	0	2	.000	1	11	0.000	0	3	3	3.2	1	0	4	0	0	0	7	11.8
PITTSBURGH	1/2/18	*	27	7	13	.538	2	5	.400	3	4	.750	2	1	3	3.2	2	0	4	0	0	1	19	12.4
at Clemson	1/6/18	*	41	5	9	.556	1	3	.333	2	21	0.000	1	3	4	3.3	2	0	5	4	0	2	13	12.4
at Florida State	1/10/18	*	38	3	9	.333	2	4	.500	1	3	.333	0	2	2	3.2	0	0	6	2	0	1	9	12.2
VIRGINIA TECH	1/13/18	*	34	4	8	.500	3	6	.500	8	81	0.000	0	2	2	3.1	1	0	3	3	0	1	19	12.6
at Notre Dame	1/16/18	*	45	7	12	.583	2	5	.400	6	61	0.000	0	3	3	3.1	1	0	7	3	0	1	22	13.1
BOSTON COLLEGE	1/21/18	*	30	2	8	.250	0	2	.000	3	4	.750	0	4	4	3.2	1	0	3	3	0	1	7	12.8
at Miami	1/24/18	*	43	6	15	.400	2	7	.286	4	41	0.000	0	3	3	3.2	2	0	3	2	0	1	18	13.1
WAKE FOREST	1/27/18	*	20	5	7	.714	3	4	.750	2	21	0.000	0	2	2	3.1	0	0	3	0	0	1	15	13.1
at Virginia	1/31/18	*	19	2	6	.333	1	1	1.000	0	0	.000	0	1	1	3.0	1	0	2	1	0	0	5	12.8
FLORIDA STATE	2/3/18	*	35	4	11	.364	2	5	.400	5	6	.833	1	1	2	3.0	2	0	7	1	0	0	15	12.9
SYRACUSE	2/5/18	*	30	1	8	.125	1	5	.200	0	0	.000	1	0	1	2.9	0	0	0	2	0	0	3	12.5
GEORGIA TECH	2/8/18	*	30	0	5	.000	0	1	.000	4	41	0.000	0	2	2	2.8	2	0	7	1	0	0	4	12.1
at Pittsburgh	2/11/18	*	21	4	8	.500	3	5	.600	0	0	.000	0	0	2.7	0	0	5	1	0	1	11	12.1	
NORTH CAROLINA	2/17/18	*	35	4	15	.267	4	6	.667	0	0	.000	1	1	2	2.7	1	0	1	1	0	0	12	12.1
at Duke	2/21/18	*	34	2	6	.333	2	4	.500	0	0	.000	0	4	4	2.8	0	0	4	1	0	1	6	11.9
at Virginia Tech	2/24/18	*	37	7	15	.467	7	14	.500	1	2	.500	0	6	6	2.9	1	0	6	2	0	0	22	12.2
VIRGINIA	3/1/18	*	35	4	10	.400	3	6	.500	2	21	0.000	0	0	0	2.8	1	0	0	1	0	0	13	12.2
at NC State	3/3/18	*	33	3	7	.429	2	4	.500	4	41	0.000	0	1	1	2.7	1	0	6	3	0	0	12	12.2
vs Florida State	3/7/18	*	35	7	13	.538	3	7	.429	2	3	.667	2	3	5	2.8	2	0	6	0	0	0	19	12.4
vs Virginia	3/8/18	*	35	1	8	.125	1	4	.250	0	0	.000	0	2	2	2.8	1	0	3	2	0	0	3	12.2
NORTHERN KY	3/13/18	*	28	2	8	.250	2	4	.500	3	4	.750	0	2	2	2.7	1	0	3	1	0	0	9	12.1

4 Quentin Snider Statistics

Year	GP	GS	Min	Avg	FG	FGA	Pct	3FG	3FGA	Pct	FT	FTA	Pct	OReb	DReb	Reb	Avg	PF	FO	Ast	TO	Blk	Stl	Pts	Avg
2014-15	36	10	589	16.4	53	152	.349	19	67	.284	21	38	.553	9	49	58	1.6	43	0	47	29	1	11	146	4.1
2015-16	31	24	861	27.8	103	256	.402	40	99	.404	45	60	.750	23	47	70	2.3	60	1	109	40	0	25	291	9.4
2016-17	28	28	877	31.3	116	301	.385	56	150	.373	59	82	.720	22	53	75	2.7	43	0	115	42	0	17	347	12.4
2017-18	34	34	1102	32.4	131	324	.404	65	158	.411	83	95	.874	15	78	93	2.7	38	0	135	51	0	17	410	12.1
TOTAL	129	96	3429	26.6	403	1033	.390	180	474	.380	208	275	.756	69	227	296	2.3	184	1	406	162	1	70	1194	9.3

■ Hit 30-of-63 three-pointers in his 11 ACC games last season (.476).

■ Honored as Kentucky's Mr. Basketball as a senior, Snider is the career leader in scoring and assists (633) at Ballard. His 2,442 points passed Allan Houston and DeJuan Wheat. His 371 three-pointers rank third in state history.

■ Born Feb. 14, 1995 ... Major is communication.

4 Quentin Snider Season Highs

Points.....	22 vs. Notre Dame (1/16)
	vs. Virginia Tech (2/24)
Reb.....	7 vs. Seton Hall (12/3)
Asst.....	7 (3 times) latest: vs. Georgia Tech (2/8)
Blocks.....	none
Steals.....	2 vs. Clemson (1/6)
FGM.....	7 (4 times) latest: vs. Florida State (3/7)
FGA.....	16 vs. Seton Hall (12/3)
3FGM.....	7 vs. Virginia Tech (2/24)
3FGA.....	14 vs. Virginia Tech (2/24)
FT.....	8 vs. Virginia Tech (1/13)
FTA.....	8 vs. Virginia Tech (1/13)

4 Quentin Snider Career Highs

Points.....	22 vs. Kentucky (12/21/16), Pittsburgh (1/11/17), Notre Dame (1/16/18), Virginia Tech (2/24)
Reb.....	7 vs. Seton Hall (12/3/17)
Asst.....	8 vs. Grand Canyon (12/5/15)
	vs. Kennesaw St. (12/16/15)
Blocks.....	1 vs. Michigan State (3/29/15)
Steals.....	3 (3 times) latest: vs. Duke (1/14/17)
FGM.....	10 vs. Kentucky (12/21/16)
FGA.....	19 vs. Kentucky (12/21/16)
3FGM.....	7 vs. Virginia Tech (2/24/18)
3FGA.....	14 vs. Virginia Tech (2/24/18)
FT.....	8 vs. Virginia Tech (1/13/18)
FTA.....	11 vs. Old Dominion (11/23/16)

Louisville Most Career Points (1,000 Point Scorers)


Player	Years	Points
1. Darrell Griffith	1976-80	2,333
....		
37. Bob Lochmueller	1949-52	1,218
38. Peyton Siva	2009-13	1,215
39. Kenny Reeves	1946-50	1,210
40. Jerry Smith	2006-10	1,203
41. Greg Minor	1991-94	1,199
42. Quentin Snider	2014-18	1,194

Louisville Most Career Three-Point Field Goals

Player	Years	3FGM
1. Taquan Dean	2002-06	359
2. DeJuan Wheat	1993-97	323
3. Reece Gaines	1999-03	225
4. Jerry Smith	2006-10	210
5. Edgar Sosa	2006-10	200
6. Preston Knowles	2007-11	198
7. Terrence Williams	2005-09	195
8. Quentin Snider	2015-18	180
Russ Smith	2010-14	180
Francisco Garcia	2002-05	180

5 Malik Williams

F/C 6-11 225 Fr. - HS Ft. Wayne, Ind. (Snider HS)



■ Has started 12 games, including the first 11 ACC games of the season. He has averaged 5.3 points and 2.9 rebounds in his 12 starting assignments.

■ Scored a career-high 14 points against Pittsburgh, while knocking down a career-high in three-pointers, making 4-of-5 shots from behind the arc.

■ Scored 10 points against Boston College, knocking down his two shots from behind the arc while pulling down five rebounds.

■ Started vs. Omaha and produced eight points, four rebounds and three blocked shots. Earned his second career start against Pittsburgh and finished with eight points and five rebounds, starting a streak of 11 straight starting roles.

■ Pulled down a career-high six rebounds against Bryant.

■ Power forward/center with good shooting range.

■ Averaged 23.6 points, 11.8 rebounds, 3.9 blocked shots and buried 44 three-pointers as a senior in leading Snider High School to a 17-7 record and the school's first Summit Athletic Conference championship since 2009. Snider advanced to the 4A sectional final before falling to eventual state runner-up North Side.

■ Career rebounding and blocked shots leader for Snider.

■ A first-team all-state choice, All-Summit Athletic Conference selection as a junior and senior and was one of four finalists for Indiana's Mr. Basketball.

■ Born Aug. 26, 1998 ... Major is business.

5 Malik Williams

Games With ...	Season	Career
Double-Figure scoring.....	3	3
5 or more rebounds	4	4
4 or more assists	0	0
A blocked shot	10	10
A steal	9	9
A three-pointer	10	10
20+ points	0	0

5 Malik Williams Season/Career Highs

Points..... 14 vs. Pittsburgh (2/11)

Reb. 6 vs. Bryant (12/11)

Asst..... 2 vs. Omaha (11/17)
vs. Virginia Tech (1/13)

Blocks 3 vs. Omaha (11/17)
vs. Florida State (2/3)

Steals 2 vs. Miami (1/24)
vs. Virginia Tech (1/13)

FGM 5 vs. Pittsburgh (2/11)

FGA 8 vs. Kentucky (12/29)

vs. Pittsburgh (1/2)

3FGM 4 vs. Pittsburgh (2/11)

3FGA 5 vs. Wake Forest (1/27)

vs. Pittsburgh (2/11)

FT..... 2 (4 times) *latest*: vs. Wake Forest (1/27)

FTA..... 3 vs. Boston College (1/21)

5 Malik Williams Game-by-Game

Opponent	Date	GS	Min	FG	FGA	Pct	3-Point			FT	FTA	Pct	Rebounds			PF	FO	A	TO	Blk	Stl	Pts	Avg
							FG	FGA	Pct				Off	Def	Tot								
GEORGE MASON	11/12/17		4	0	0	.000	0	0	.000	2	21.000	1	0	1	1.0	1	0	0	0	0	2	2.0	
OMAHA	11/17/17	*	19	3	7	.429	1	3	.333	1	11.000	0	4	4	2.5	2	0	2	3	0	8	5.0	
SOU ILLINOIS	11/21/17		14	1	3	.333	0	2	.000	0	.000	0	3	3	2.7	0	0	0	0	1	0	2	4.0
ST. FRANCIS	11/24/17		DNP																				
at Purdue	11/28/17		10	0	4	.000	0	3	.000	0	.000	1	1	2	2.5	2	0	0	0	0	0	3.0	
SETON HALL	12/3/17		12	1	3	.333	1	3	.333	0	.000	0	3	3	2.6	1	0	0	0	0	3	3.0	
SIENA	12/6/17		11	2	4	.500	1	11.000	0	.000	1	3	4	2.8	1	0	0	1	1	1	5	3.3	
INDIANA	12/9/17		12	3	4	.750	3	4	.750	0	.000	0	4	4	3.0	1	0	0	0	0	9	4.1	
BRYANT	12/11/17		19	2	4	.500	0	1	.000	0	.000	4	2	6	3.4	1	0	0	1	0	1	4	4.1
vs MEMPHIS	12/16/17		6	0	1	.000	0	0	.000	0	.000	1	0	1	3.1	2	0	0	0	1	0	3.7	
ALBANY	12/20/17		6	0	1	.000	0	0	.000	0	.000	0	4	4	3.2	0	0	0	1	0	0	3.3	
GRAND CANYON	12/23/17		6	0	2	.000	0	2	.000	0	.000	0	0	0	2.9	1	0	0	0	0	0	3.0	
at Kentucky	12/29/17		15	3	8	.375	1	4	.250	1	2.500	2	3	5	3.1	2	0	0	1	1	0	8	3.4
PITTSBURGH	1/2/18	*	15	4	8	.500	0	3	.000	0	.000	2	3	5	3.2	0	0	0	1	1	0	8	3.8
at Clemson	1/6/18	*	8	0	2	.000	0	1	.000	0	.000	0	2	2	3.1	0	0	0	1	0	0	3.5	
at Florida State	1/10/18	*	14	2	5	.400	1	2	.500	0	.000	1	2	3	3.1	1	0	0	1	0	1	5	3.6
VIRGINIA TECH	1/13/18	*	14	1	4	.250	1	3	.333	0	.000	0	1	1	3.0	1	0	2	2	0	2	3	3.6
at Notre Dame	1/16/18	*	11	0	1	.000	0	1	.000	2	21.000	1	2	3	3.0	0	0	0	0	0	0	2	3.5
BOSTON COLLEGE	1/21/18	*	18	3	5	.600	2	21.000	2	3.667	3	2	5	3.1	2	0	0	0	0	1	10	3.8	
at Miami	1/24/18	*	12	3	5	.600	1	3	.333	0	.000	3	0	3	3.1	3	0	0	0	0	2	7	4.0
WAKE FOREST	1/27/18	*	16	1	7	.143	0	5	.000	2	21.000	1	4	5	3.2	1	0	0	0	1	0	4	4.0
at Virginia	1/31/18	*	8	0	1	.000	0	1	.000	0	.000	0	0	0	3.0	0	0	0	0	0	0	3.8	
FLORIDA STATE	2/3/18	*	17	3	5	.600	1	3	.333	0	1.000	0	2	2	3.0	4	0	0	0	3	1	7	4.0
SYRACUSE	2/5/18	*	15	4	6	.667	0	2	.000	1	11.000	1	1	2	3.0	0	0	1	0	0	1	9	4.2
GEORGIA TECH	2/8/18		14	4	5	.800	3	4	.750	0	2.000	1	2	3	3.0	2	0	0	0	0	0	11	4.5
at Pittsburgh	2/11/18		14	5	7	.714	4	5	.800	0	.000	0	4	4	3.0	0	0	0	0	0	0	14	4.8
NORTH CAROLINA	2/17/18		5	1	2	.500	0	1	.000	0	.000	0	0	0	2.9	1	0	0	0	0	0	2	4.7
at Duke	2/21/18		8	0	3	.000	0	1	.000	0	.000	0	0	0	2.8	1	0	0	0	1	1	0	4.6
at Virginia Tech	2/24/18		4	0	1	.000	0	0	.000	0	.000	0	0	0	2.7	0	0	0	0	0	1	0	4.4
VIRGINIA	3/1/18		4	0	0	.000	0	0	.000	0	.000	0	0	0	2.6	0	0	0	0	0	0	0	4.2
at NC State	3/3/18		2	0	1	.000	0	1	.000	0	.000	0	1	1	2.5	0	0	0	0	0	0	0	4.1
vs Florida State	3/7/18		0	0	0	.000	0	0	.000	0	.000	0	0	0	2.5	0	0	0	0	0	0	0	4.0
vs Virginia	3/8/18		DNP																				
NORTHERN KY	3/13/18		5	0	1	.000	0	1	.000	0	.000	0	1	1	2.4	0	0	0	0	0	0	0	3.8

5 Malik Williams Statistics

Year	GP	GS	Min	Avg	FG	FGA	Pct	3FG	3FGA	Pct	FT	FTA	Pct	OReb	DReb	Reb	Avg	PF	FO	Ast	TO	Blk	Stl	Pts	Avg
2017-18	32	12	337	10.5	46	110	.418	20	62	.323	11	16	.688	23	54	77	2.4	30	0	5	11	13	12	123	3.8
TOTAL	32	12	337	10.5	46	110	.418	20	62	.323	11	16	.688	23	54	77	2.4	30	0	5	11	13	12	123	3.8

13 Ray Spalding

F 6-10 225 Jr. - 2L Louisville, Ky. (Trinity HS)

- Three-time All-ACC Academic team choice.
- 2018 Honorable mention All-ACC selection.
- Starter at power forward is UofL's leader in rebounding (8.7, sixth in the ACC and 54th nationally) and steals (1.5, 11th in the ACC).
- Blocked his 100th career shot against Virginia. Has a career total of 107 rejections, sixth among active ACC leaders in career blocks.
- Produced two consecutive double-doubles against North Carolina and Duke with 18 points and 12 rebounds against the Tar Heels and 17 points and 10 rebounds vs. the Blue Devils.
- Pulled down his 550th rebound against North Carolina (12 total) and scored his 700th career point against Duke (782 now).
- Scored a career-high 23 points and pulled down 12 rebounds in the Cards' win over Notre Dame, his eighth double-double of the season and 10th of his career.
- Didn't start against Syracuse after spraining his ankle in the previous game vs. Florida State, but led the Cards with 18 points and nine rebounds.
- Pulled down a career-high 16 rebounds against Grand Canyon along with two blocks and three steals.
- Totaled 16 points and 14 rebounds at Clemson.
- Has pulled down at least eight rebounds in 19 of the last 28 games.
- Third in the ACC in offensive rebounds (3.15 per game, 31st in the nation) and he is ninth in



13 Ray Spalding		
Games With ...	Season	Career
Double-Figure scoring....	23	35
6 or more rebounds	28	51
4 or more assists	0	0
A blocked shot	23	53
A steal	28	63
A three-pointer	4	5
20+ points	2	2

13 Ray Spalding Game-by-Game		3-Point			Rebounds			Avg PF		FO		A TO		Blk		Stl		Pts		Avg					
Opponent	Date	GS	Min	FG	FGA	Pct	FG	FGA	Pct	FT	FTA	Pct	Off	Def	Tot										
GEORGE MASON	11/12/17	*	29	1	6	.167	0	1	.000	0	0	.000	3	4	7	7.0	5	1	1	3	1	3	2	2.0	
OMAHA	11/17/17	*	27	9	18	.500	1	11	.000	0	0	.000	6	5	11	9.0	2	0	2	2	3	2	19	10.5	
SOU ILLINOIS	11/21/17	*	16	3	7	.429	0	1	.000	2	21	.000	3	3	6	8.0	3	0	1	1	0	0	8	9.7	
ST. FRANCIS	11/24/17	*	26	8	10	.800	0	0	.000	3	4	.750	6	7	13	9.3	2	0	1	3	5	1	19	12.0	
at Purdue	11/28/17	*	30	3	10	.300	1	2	.500	1	2	.500	2	7	9	9.2	4	0	0	2	0	3	8	11.2	
SETON HALL	12/3/17	*	17	1	5	.200	0	1	.000	0	0	.000	2	6	8	9.0	3	0	1	4	0	1	2	9.7	
SIENA	12/6/17	*	23	3	6	.500	0	0	.000	4	5	.800	2	8	10	9.1	4	0	2	1	4	4	10	9.7	
INDIANA	12/9/17	*	30	4	8	.500	1	2	.500	1	2	.500	6	8	14	9.8	3	0	2	0	5	0	10	9.8	
BRYANT	12/11/17	*	24	4	8	.500	0	1	.000	3	4	.750	3	6	9	9.7	2	0	3	0	2	3	11	9.9	
vs MEMPHIS	12/16/17	*	34	4	9	.444	0	0	.000	4	41	.000	3	6	9	9.6	4	0	1	2	5	1	12	10.1	
ALBANY	12/20/17	*	16	3	4	.750	0	0	.000	1	2	.500	1	2	3	9.0	4	0	0	2	1	1	7	9.8	
GRAND CANYON	12/23/17	*	36	8	13	.615	0	1	.000	5	9	.556	6	10	16	9.6	2	0	1	1	2	3	21	10.8	
at Kentucky	12/29/17	*	28	6	11	.545	0	0	.000	0	1	.000	6	5	11	9.7	3	0	1	2	1	1	12	10.8	
PITTSBURGH	1/2/18	*	16	2	5	.400	0	1	.000	6	10	.600	1	2	3	9.2	3	0	2	0	0	2	10	10.8	
at Clemson	1/6/18	*	29	8	16	.500	0	1	.000	0	0	.000	4	10	14	9.5	5	1	1	2	2	1	16	11.1	
at Florida State	1/10/18	*	29	6	12	.500	0	1	.000	3	4	.750	5	1	6	9.3	3	0	1	0	2	2	15	11.4	
VIRGINIA TECH	1/13/18	*	16	2	4	.500	0	0	.000	2	21	.000	3	2	5	9.1	4	0	1	3	4	0	6	11.1	
at Notre Dame	1/16/18	*	47	10	16	.625	0	0	.000	3	31	.000	5	7	12	9.2	4	0	2	3	0	2	23	11.7	
BOSTON COLLEGE	1/21/18	*	25	2	5	.400	0	0	.000	1	2	.500	0	11	11	9.3	3	0	1	3	1	1	5	11.4	
at Miami	1/24/18	*	34	4	7	.571	0	0	.000	1	5	.200	5	8	13	9.5	3	0	1	2	5	2	9	11.3	
WAKE FOREST	1/27/18	*	18	2	4	.500	0	1	.000	2	3	.667	3	2	5	9.3	2	0	1	1	2	2	6	11.0	
at Virginia	1/31/18	*	33	8	10	.800	0	1	.000	0	0	.000	1	6	7	9.2	3	0	1	3	0	1	16	11.2	
FLORIDA STATE	2/3/18	*	32	5	10	.500	0	0	.000	3	5	.600	3	6	9	9.2	2	0	2	3	2	3	13	11.3	
SYRACUSE	2/5/18		28	7	8	.875	0	0	.000	4	6	.667	3	6	9	9.2	4	0	3	1	0	1	18	11.6	
GEORGIA TECH	2/8/18	*	21	4	8	.500	0	0	.000	3	4	.750	1	3	4	9.0	2	0	0	0	1	0	11	11.6	
at Pittsburgh	2/11/18	*	19	3	5	.600	0	0	.000	2	4	.500	1	5	6	8.8	4	0	1	0	0	2	8	11.4	
NORTH CAROLINA	2/17/18	*	36	8	14	.571	0	0	.000	2	3	.667	5	7	12	9.0	0	0	1	4	1	4	2	18	11.7
at Duke	2/21/18	*	34	8	14	.571	0	0	.000	1	3	.333	4	6	10	9.0	2	0	1	2	0	0	17	11.9	
at Virginia Tech	2/24/18	*	24	6	12	.500	0	0	.000	0	2	.000	2	5	7	8.9	4	0	0	1	1	0	12	11.9	
VIRGINIA	3/1/18	*	28	5	7	.714	0	0	.000	6	9	.667	3	6	9	8.9	4	0	1	1	2	1	16	12.0	
at NC State	3/3/18	*	25	6	12	.500	0	0	.000	0	0	.000	1	5	6	8.8	3	0	0	2	0	0	12	12.0	
vs Florida State	3/7/18	*	25	8	13	.615	1	11	.000	1	2	.500	3	1	4	8.7	2	0	1	1	2	1	18	12.2	
vs Virginia	3/8/18	*	39	5	11	.455	0	0	.000	6	61	.000	4	2	6	8.6	2	0	3	0	0	2	16	12.3	
NORTHERN KY	3/13/18		36	3	8	.375	0	1	.000	1	4	.250	1	12	13	8.7	2	0	2	2	4	3	7	12.1	

13 Ray Spalding Statistics

Year	GP	GS	Min	Avg	FG	FGA	Pct	3FG	3FGA	Pct	FT	FTA	Pct	OReb	DReb	Reb	Avg	PF	FO	Ast	TO	Blk	Stl	Pts	Avg
2015-16	30	6	525	17.5	70	125	.560	1	3	.333	28	56	.500	50	80	130	4.3	66	0	16	27	20	28	169	5.6
2016-17	34	8	653	19.2	79	134	.590	0	3	.000	42	77	.545	65	123	188	5.5	88	3	27	43	29	22	200	5.9
2017-18	34	32	930	27.4	169	316	.535	4	17	.235	71	112	.634	107	190	297	8.7	102	2	42	57	58	51	413	12.1
TOTAL	98	46	2108	21.5	318	575	.553	5	23	.217	141	245	.576	222	393	615	6.3	256	5	85	127	107	101	782	8.0

the ACC in blocked shots (1.71, 76th in the nation).

- Has improved his free throw percentage to 63.4 percent this season, up from 54.5 last year.
- Recorded his second consecutive double-double with 10 points and a career-high 14 rebounds against Indiana. Also tied a career-high with five blocks in the game.
- Added 10+ pounds of muscle to his frame from a year ago.
- His 7-6 wingspan aids him in leading the team in deflections in nearly every practice.
- Started five games at power forward as a sophomore and was one of three Cardinals to play in all 34 games.
- Two-time first team all-state selection who led Trinity to a 24-6 record as a senior and a 118-21 record in his 4 years.
- His uncle Manuel Forrest played for Louisville (1981-82, 1983-85), who averaged 12.8 points and 5.0 rebounds his senior year with the Cardinals.
- Born March 11, 1997 ... Major is communication.

13 Ray Spalding Season Highs

- Points..... 23 vs. Notre Dame (1/16)
- Reb. 16 vs. Grand Canyon (12/23)
- Asst..... 3 vs. Bryant (12/11) vs. Syracuse (2/5)
- Blocks 5 (4 times) *latest:* vs. Miami (1/24)
- Steals 4 vs. Siena (12/6)
- FGM 10 vs. Notre Dame (1/16)
- FGA 18 vs. Omaha (11/17)
- 3FGM 1 (4 times) *latest:* vs. Florida State (3/7)
- 3FGA 2 vs. Purdue (11/28) vs. Indiana (12/9)
- FT 6 (3 times) *latest:* vs. Virginia (3/8)
- FTA 10 vs. Pittsburgh (1/2)

13 Ray Spalding Career Highs

- Points..... 23 vs. Notre Dame (1/16/18)
- Reb. 16 vs. Grand Canyon (12/23/17)
- Asst..... 3 (5 times) *latest:* vs. Syracuse (2/5/18)
- Blocks 5 (4 times) *latest:* vs. Miami (1/24/18)
- Steals 4 vs. North Florida (11/21/15) vs. Siena (12/6/17)
- FGM 10 vs. Notre Dame (1/16/18)
- FGA 18 vs. Omaha (11/17/17)
- 3FGM 1 (5 times) *latest:* vs. Florida State (3/7/18)
- 3FGA 2 vs. Purdue (11/28/17) vs. Indiana (12/9/17)
- FT 6 vs. Pittsburgh (1/2/18)
- FTA 10 vs. Pittsburgh (1/2/18)

14 Anas Mahmoud

F/C 7-0 230 Sr. - 3L Cairo, Egypt (West Oaks Academy / Orlando, Fla.)

- Named to the 2018 ACC All-Defensive team.
- Leads the ACC and ranks sixth in the nation in blocked shots, averaging 2.97 blocks a game. His nine blocks against Siena and Albany were career highs.
- Scored his 500th career point against Virginia Tech and recorded his 200th career block.

■ Has blocked a shot in 85 career games and in 31 games this season. His 101 swats this year are the third best in a single season at UofL, one away from tying for second. He ranks third in career blocks at UofL with 215 and is second among current ACC players in career blocked shots and 11th among active NCAA Division I players.

■ Three of his four blocked shots at Notre Dame came in the two overtime periods as UofL claimed the road victory.

■ Contributed eight points, six rebounds and four blocked shots at Florida State, rejecting three shots in the final 1:26 of the game.

■ Was one block away from a triple-double against Siena, tying a career-high with 17 points and adding a career-high 13 rebounds and nine blocks. Also tied a career-high with 17 points against Bryant.

- Tri-captain was a 2017 All-ACC Academic Men's Basketball team selection.
- Last season was second in the ACC and 38th in the nation in blocked shots (2.10 bpg).
- Blocked a shot in 29 of his 31 games as a junior. He blocked six shots in a game twice in



14 Anas Mahmoud		
Games With ...	Season	Career
Double-Figure scoring.....	10	17
6 or more rebounds.....	14	24
4 or more assists.....	0	0
A blocked shot.....	31	85
A steal.....	22	48
A three-pointer.....	0	0
20+ points.....	0	0

14 Anas Mahmoud Game-by-Game

Opponent	Date	GS	Min	FG	FGA	Pct	3-Point			FT	FTA	Pct	Rebounds			Avg	PF	FO	A	TO	Blk	Stl	Pts	Avg
							FG	FGA	Pct				Off	Def	Tot									
GEORGE MASON	11/12/17	*	28	2	4	.500	0	0	.000	2	7	.286	2	7	9	9.0	0	0	1	2	1	6	6.0	
OMAHA	11/17/17		22	5	9	.556	0	0	.000	0	0	.000	2	6	8	8.5	2	0	1	2	8	0	8.0	
SOU ILLINOIS	11/21/17	*	23	1	3	.333	0	0	.000	0	0	.000	2	3	5	7.3	0	2	1	3	1	2	6.0	
ST. FRANCIS	11/24/17	*	36	6	10	.600	0	0	.000	0	0	.000	4	5	9	7.8	1	0	2	0	2	2	7.5	
at Purdue	11/28/17	*	26	4	8	.500	0	0	.000	3	4	.750	4	4	8	7.8	4	0	1	1	1	11	8.2	
SETON HALL	12/3/17	*	20	0	0	.000	0	0	.000	0	0	.000	1	0	1	6.7	2	0	0	1	5	2	6.8	
SIENA	12/6/17	*	26	8	12	.667	0	0	.000	1	11.000	4	9	13	7.6	2	0	1	4	9	1	17	8.3	
INDIANA	12/9/17	*	20	4	7	.571	0	0	.000	2	21.000	2	5	7	7.5	5	1	0	2	0	1	10	8.5	
BRYANT	12/11/17	*	18	8	10	.800	0	0	.000	1	2	.500	5	4	9	7.7	0	0	1	0	3	0	9.4	
vs MEMPHIS	12/16/17	*	28	2	3	.667	0	0	.000	0	0	.000	0	2	2	7.1	1	0	1	2	7	2	8.9	
ALBANY	12/20/17	*	32	4	10	.400	0	0	.000	1	4	.250	6	1	7	7.1	1	0	1	0	9	2	8.9	
GRAND CANYON	12/23/17	*	33	3	4	.750	0	0	.000	1	2	.500	2	3	5	6.9	0	2	2	3	1	7	8.8	
at Kentucky	12/29/17	*	16	2	3	.667	0	0	.000	0	0	.000	1	3	4	6.7	5	1	0	2	1	1	8.4	
PITTSBURGH	1/2/18		21	3	3	1.000	0	0	.000	1	2	.500	1	4	5	6.6	1	0	1	2	2	1	8.3	
at Clemson	1/6/18		22	3	6	.500	0	0	.000	0	2	.000	1	2	3	6.3	1	0	1	2	0	0	8.1	
at Florida State	1/10/18		30	4	6	.667	0	0	.000	0	0	.000	3	3	6	6.3	3	0	2	1	4	0	8.1	
VIRGINIA TECH	1/13/18		19	2	6	.333	0	0	.000	2	6	.333	2	3	5	6.2	3	0	1	1	1	6	8.0	
at Notre Dame	1/16/18		27	2	3	.667	0	0	.000	0	2	.000	4	6	6.2	1	0	0	3	4	0	4	7.8	
BOSTON COLLEGE	1/21/18		14	0	1	.000	0	0	.000	0	0	.000	0	1	1	5.9	2	0	0	3	2	0	7.4	
at Miami	1/24/18		35	6	8	.750	0	0	.000	3	4	.750	1	4	5	5.9	2	0	2	2	4	1	7.8	
WAKE FOREST	1/27/18		24	4	11	.364	0	0	.000	1	2	.500	0	4	4	5.8	2	0	1	1	2	0	7.8	
at Virginia	1/31/18		29	2	5	.400	0	0	.000	0	0	.000	2	1	3	5.7	1	0	2	2	1	0	7.6	
FLORIDA STATE	2/3/18		25	3	5	.600	0	0	.000	0	1	.000	2	2	4	5.6	5	1	2	0	1	0	7.6	
SYRACUSE	2/5/18	*	30	4	9	.444	0	0	.000	2	5	.400	0	6	6	5.6	2	0	3	2	1	10	7.7	
GEORGIA TECH	2/8/18	*	29	6	10	.600	0	0	.000	0	0	.000	3	4	7	5.7	1	0	1	1	2	2	7.8	
at Pittsburgh	2/11/18	*	26	6	9	.667	0	0	.000	2	21.000	0	5	5	5.7	2	0	0	0	2	1	14	8.1	
NORTH CAROLINA	2/17/18	*	19	1	1	1.000	0	0	.000	1	2	.500	0	2	2	5.5	2	0	0	3	3	1	7.9	
at Duke	2/21/18	*	23	1	3	.333	0	0	.000	0	0	.000	1	3	4	5.5	4	0	1	1	2	1	7.7	
at Virginia Tech	2/24/18		16	2	3	.667	0	0	.000	0	0	.000	2	3	5	5.4	0	0	0	1	2	0	7.6	
VIRGINIA	3/1/18	*	21	1	3	.333	0	0	.000	0	0	.000	0	2	2	5.3	4	0	1	2	0	0	7.4	
at NC State	3/3/18	*	26	3	4	.750	0	0	.000	0	0	.000	3	3	6	5.4	1	0	0	3	5	2	7.3	
vs Florida State	3/7/18	*	28	1	6	.167	0	0	.000	3	6	.500	2	4	6	5.4	4	0	3	0	5	1	7.3	
vs Virginia	3/8/18	*	21	2	4	.500	0	0	.000	1	2	.500	0	4	4	5.3	1	0	2	1	2	0	7.2	
NORTHERN KY	3/13/18	*	10	1	4	.250	0	0	.000	0	0	.000	0	2	2	5.2	0	0	0	0	2	0	7.0	

14 Anas Mahmoud Statistics

Year	GP	GS	Min	Avg	FG	FGA	Pct	3FG	3FGA	Pct	FT	FTA	Pct	OReb	DReb	Reb	Avg	PF	FO	Ast	TO	Blk	Stl	Pts	Avg
2014-15	30	2	236	7.9	13	25	.520	0	0	.000	9	12	.750	17	24	41	1.4	30	0	11	14	20	4	35	1.2
2015-16	22	2	288	13.1	29	62	.468	0	0	.000	13	33	.394	25	40	65	3.0	36	2	12	17	29	11	71	3.2
2016-17	31	15	580	18.7	76	122	.623	0	0	.000	24	52	.462	48	76	124	4.0	82	3	26	35	65	27	176	5.7
2017-18	34	22	823	24.2	106	193	.549	0	0	.000	27	58	.466	60	118	178	5.2	65	3	36	46	101	29	239	7.0
TOTAL	117	41	1927	16.5	224	402	.557	0	0	.000	73	155	.471	150	258	408	3.5	213	8	85	112	215	71	521	4.5

2016-17 (vs. Wichita State, Notre Dame).

■ Came to the United States in September 2013 for his senior year at West Oaks. He began playing basketball on club teams in Egypt when he was 12 and played later with Egyptian national teams.

■ Speaks four languages: English, Arabic, French and German.

■ Born May 5, 1995 ... Major is sport administration.

14 Anas Mahmoud Season Highs

Points..... 17 vs. Siena (12/6), Bryant (12/11)
 Reb. 13 vs. Siena (12/6)
 Asst..... 3 vs. Syracuse (2/5), Florida State (3/7)
 Blocks.... 9 vs. Siena (12/6), Albany (12/20)
 Steals.... 2 (6 times) *latest*: vs. NC State (3/3)
 FGM 8 vs. Siena (12/6), Bryant (12/11)
 FGA 12 vs. Siena (12/6)
 3FGM none
 3FGA none
 FT 3 (3 times) *latest*: vs. Florida State (3/7)
 FTA 7 vs. George Mason (11/12)

14 Anas Mahmoud Career Highs

Points..... 17 (3 times) *latest*: vs. Bryant (12/11/17)
 Reb. 13 vs. Siena (12/6/17)
 Asst..... 3 (4 times) *latest*: vs. Florida State (3/7/18)
 Blocks.... 9 vs. Siena (12/6/17), Albany (12/20/17)
 Steals.... 4 vs. Syracuse (2/26/17)
 FGM 8 vs. Siena (12/6/17), Bryant (12/11/17)
 FGA 12 vs. Siena (12/6/17)
 3FGM none
 3FGA none
 FT 5 vs. Duke (1/14/17)
 FTA 7 vs. Duke (1/14/17)
 vs. George Mason (11/12/17)

Louisville Most Blocked Shots / Career

Player	Years	Blocks
1. Pervis Ellison	1985-89	374
2. Gorgui Dieng	2010-13	267
3. Anas Mahmoud	2014-18	215
4. Charles Jones	1980-84	208
5. Billy Thompson	1982-86	185

Louisville Most Blocked Shots / Season

Player	Year	Blocks
1. Gorgui Dieng	2011-12	128
2. Pervis Ellison	1987-88	102
3. Anas Mahmoud	2017-18	101
4. Pervis Ellison	1988-89	98
5. Pervis Ellison	1985-86	92

Louisville Most Blocked Shots / Game

Player	Date	Blocks
1. Samaki Walker	1-1-95	11
2. Charles Jones	2-22-83	10
3. Anas Mahmoud	12-20-17	9
Anas Mahmoud	12-6-17	9
Pervis Ellison	2-28-87	9
Kendall Dartz	12-7-03	9
7. Anas Mahmoud	11-17-17	8
Billy Thompson	2-10-86	8
Pervis Ellison	12-8-88	8

22 Deng Adel

G/F 6-7 200 Jr. - 2L Melbourne, Australia (Victory Rock Prep / Bradenton, Fla.)

- Three-time All-ACC Academic team choice.
- 2018 Honorable mention All-ACC selection.
- Enters the MTSU game needing 13 points to become the Cardinals' 69th career 1,000 point scorer.

■ Scoring leader (15.6 ppg, 12th in the ACC) has nine 20-point scoring efforts in his last 36 games stretching back to the end of last season, including seven games this season (20 points in three of the last eight).

■ Scored 20 points -- 16 in the second half -- with four rebounds vs. Northern Kentucky in the first round of the NIT.

■ Has scored in double-figures in 34 of his last 37 games, dating back to last season (25 straight, 31 this season, 57 for his career). He has been the Cardinals' scoring leader on 14 occasions this year.

■ Approached a triple-double at Virginia Tech with 10 points, nine rebounds and a career-high eight assists.

■ Sat out the Georgia Tech and Pittsburgh games with an ankle injury suffered against Syracuse. He returned to action against North Carolina, scoring 20 points and dishing out six assists.

■ Produced his fourth career double-double and third in his last nine games with 18 points and 10 rebounds against Boston College, all in the second half.

■ Scored a career-high 27 points against Virginia Tech. He knocked down a career-high 10 field goals while also tying a season-high with 11 rebounds for his third career double-double.

■ Also scored at least 20 points this season with 21 vs. Omaha (7-of-8 FG) and 20 vs. George



22 Deng Adel

Games With ...	Season	Career
Double-Figure scoring.....	31	57
6 or more rebounds	13	25
4 or more assists	10	15
A blocked shot	10	20
A steal	14	33
A three-pointer	24	53
20+ points	7	9

22 Deng Adel Game-by-Game

Opponent	Date	GS	Min	FG	FGA	Pct	3-Point			Rebounds			Avg	PF	FO	A	TO	Blk	Stl	Pts	Avg				
							FG	FGA	Pct	FT	FTA	Pct										Off	Def	Tot	
GEORGE MASON	11/12/17	*	39	9	17	.529	1	5	.200	1	2	.500	0	4	4	4	0	3	3	2	0	20	20.0		
OMAHA	11/17/17	*	34	7	8	.875	0	1	.000	7	8	.875	0	8	8	6	0	2	0	4	2	1	1	21	20.5
SOU ILLINOIS	11/21/17	*	27	5	11	.455	0	3	.000	6	7	.857	2	5	7	6.3	2	0	1	3	1	4	16	19.0	
ST. FRANCIS	11/24/17	*	34	4	10	.400	2	6	.333	3	5	.600	0	3	3	5.5	0	0	4	0	0	13	17.5		
at Purdue	11/28/17	*	38	5	15	.333	1	11	.000	2	21	.000	1	3	4	5.2	1	0	2	4	0	2	13	16.6	
SETON HALL	12/3/17	*	36	7	12	.583	0	2	.000	6	61	.000	1	4	5	5.2	0	0	2	4	2	1	20	17.2	
SIENA	12/6/17	*	25	4	9	.444	0	2	.000	1	3	.333	2	0	2	4.7	2	0	5	1	0	0	9	16.0	
INDIANA	12/9/17	*	33	6	15	.400	4	8	.500	0	0	.000	0	1	1	4.3	0	0	1	3	0	1	16	16.0	
BRYANT	12/11/17	*	22	6	10	.600	2	4	.500	3	31	.000	0	0	0	3.8	0	0	4	1	0	0	17	16.1	
vs MEMPHIS	12/16/17	*	34	5	11	.455	5	8	.625	0	0	.000	0	3	3	3.7	2	0	3	2	0	1	15	16.0	
ALBANY	12/20/17	*	33	5	11	.455	1	4	.250	2	21	.000	0	3	3	3.6	1	0	1	2	0	0	13	15.7	
GRAND CANYON	12/23/17	*	32	5	14	.357	1	6	.167	3	4	.750	0	1	1	3.4	1	0	2	1	1	1	14	15.6	
at Kentucky	12/29/17	*	36	4	12	.333	1	6	.167	4	41	.000	0	4	4	3.5	0	0	3	3	1	0	13	15.4	
PITTSBURGH	1/2/18	*	29	5	8	.625	0	1	.000	2	4	.500	0	6	6	3.6	1	0	2	4	0	1	12	15.1	
at Clemson	1/6/18	*	42	5	11	.455	0	2	.000	4	41	.000	1	10	11	4.1	2	0	2	4	0	0	14	15.1	
at Florida State	1/10/18	*	36	5	12	.417	1	5	.200	5	6	.833	0	6	6	4.3	2	0	5	2	1	1	16	15.1	
VIRGINIA TECH	1/13/18	*	37	10	15	.667	4	6	.667	3	4	.750	2	9	11	4.6	2	0	3	2	1	0	27	15.8	
at Notre Dame	1/16/18	*	42	6	12	.500	2	5	.400	0	0	.000	0	4	4	4.6	0	0	2	3	0	0	14	15.7	
BOSTON COLLEGE	1/21/18	*	29	6	10	.600	2	3	.667	4	7	.571	1	9	10	4.9	3	0	5	2	0	1	18	15.8	
at Miami	1/24/18	*	41	4	16	.250	1	5	.200	4	7	.571	1	4	5	4.9	4	0	0	0	1	1	13	15.7	
WAKE FOREST	1/27/18	*	24	6	13	.462	2	3	.667	0	0	.000	1	3	4	4.9	0	0	4	2	0	0	14	15.6	
at Virginia	1/31/18	*	34	5	9	.556	3	5	.600	2	21	.000	0	5	5	4.9	1	0	2	1	0	0	15	15.6	
FLORIDA STATE	2/3/18	*	39	6	17	.353	4	10	.400	3	4	.750	0	8	8	5.0	1	0	1	0	0	0	19	15.7	
SYRACUSE	2/5/18	*	31	2	9	.222	0	6	.000	6	7	.857	2	6	8	5.1	4	0	5	3	0	0	10	15.5	
GEORGIA TECH	2/8/18	DNP	- ankle injury																						
at Pittsburgh	2/11/18	DNP	- ankle injury																						
NORTH CAROLINA	2/17/18		30	8	12	.667	2	4	.500	2	4	.500	0	4	4	5.1	2	0	6	1	0	2	20	15.7	
at Duke	2/21/18	*	33	4	13	.308	1	5	.200	1	11	.000	3	2	5	5.1	1	0	1	4	0	0	10	15.5	
at Virginia Tech	2/24/18	*	32	2	10	.200	0	3	.000	6	7	.857	3	6	9	5.2	3	0	8	4	0	1	10	15.3	
VIRGINIA	3/1/18	*	38	5	16	.313	2	5	.400	6	8	.750	0	6	6	5.3	0	0	4	3	0	0	18	15.4	
at NC State	3/3/18	*	34	7	15	.467	1	3	.333	5	6	.833	1	6	7	5.3	2	0	3	2	0	0	20	15.5	
vs Florida State	3/7/18	*	38	6	13	.462	2	4	.500	1	2	.500	0	8	8	5.4	1	0	2	1	0	1	15	15.5	
vs Virginia	3/8/18	*	38	3	9	.333	3	6	.500	4	41	.000	0	4	4	5.4	2	0	1	2	0	0	13	15.4	
NORTHERN KY	3/13/18	*	27	7	12	.583	1	2	.500	5	6	.833	0	4	4	5.3	1	0	0	2	0	0	20	15.6	

22 Deng Adel Statistics

Year	GP	GS	Min	Avg	FG	FGA	Pct	3FG	3FGA	Pct	FT	FTA	Pct	OReb	DReb	Reb	Avg	PF	FO	Ast	TO	Blk	Stl	Pts	Avg
2015-16	22	8	267	12.1	31	68	.456	7	20	.350	20	27	.741	10	36	46	2.1	23	0	14	26	1	6	89	4.0
2016-17	33	30	992	30.1	141	334	.422	44	127	.346	74	96	.771	23	124	147	4.5	61	1	70	45	12	20	400	12.1
2017-18	32	31	1077	33.7	174	387	.450	49	139	.353	101	129	.783	21	149	170	5.3	46	0	91	71	11	19	498	15.6
TOTAL	87	69	2336	26.9	346	789	.439	100	286	.350	195	252	.774	54	309	363	4.2	130	1	175	142	24	45	987	11.3

Mason, Seton Hall, North Carolina and NC State.

■ Pulled down a season-high 11 rebounds against Clemson and scored 14 points in his second career double-double. Has four career double-doubles.

■ A preseason All-ACC selection (second team), he is on the preseason watch lists for three player of the year awards (USBWA Oscar Robertson Trophy, Citizen Naismith Trophy and John Wooden Award), as well as the Julius Erving Small Forward of the Year award.

■ Primary starter at small forward for the Cardinals as a sophomore, scoring in double digits in 22 games.

■ Has a 7-0 wingspan.

■ Was born in Sudan, Africa and moved to Australia as a child, following a similar path as former teammate Mangok Mathiang.

■ Born Aug. 7, 1996 ... Major is communication.

22 Deng Adel Season Highs

Points..... 27 vs. Virginia Tech (1/13)

Reb. 11 vs. Clemson (1/6)

vs. Virginia Tech (1/13)

Asst..... 8 vs. Virginia Tech (2/24)

Blocks.... 2 vs. George Mason (11/12)

vs. Seton Hall (12/3)

Steals..... 4 vs. Southern Illinois (11/21)

FGM 10 vs. Virginia Tech (1/13)

FGA 17 vs. George Mason (11/12)

vs. Florida State (2/3)

3FGM 5 vs. Memphis (12/16)

3FGA 10 vs. Florida State (2/3)

FT..... 7 vs. Omaha (11/17)

FTA..... 8 vs. Omaha (11/17)

22 Deng Adel Career Highs

Points..... 27 vs. Virginia Tech (1/13/18)

Reb. 12 vs. Southern Illinois (12/7/16)

Asst..... 8 vs. Virginia Tech (2/24/18)

Blocks.... 3 vs. Texas Southern (12/10/16)

Steals..... 4 vs. William & Mary (11/14/16)

vs. Southern Illinois (11/21/17)

FGM 10 vs. Virginia Tech (1/13/17)

FGA 17 vs. George Mason (11/12/17)

vs. Florida State (2/3)

3FGM 5 vs. Memphis (12/16/17)

3FGA 10 vs. Miami (2/11/18)

vs. Florida State (2/3/18)

FT..... 7 (3 times) *latest:* vs. Omaha (11/17/17)

FTA..... 9 vs. Syracuse (2/26/17)

24 Dwayne Sutton

G/F 6-5 200 So. - Tr. Louisville, Ky. (Manual HS / UNC Asheville)



■ Over the last 11 games, he has averaged 5.5 points and 5.1 rebounds while connecting on 55.6 percent from the field (20-of-36), averaging 19 minutes per game in that stretch.

■ Started his second game of the season against Northern Kentucky in the NIT, contributing six points, six rebounds and a steal.

■ Earned his first start against Virginia Tech, finishing the game with a career-high 17 points and 11 rebounds for his first career double-double. He also knocked down a career-high 6-of-8 free throws.

■ Good energy off the bench, ranking fourth on the team in rebounding (4.0) despite averaging 15.1 minutes a game.

■ Grabbed nine rebounds off the bench against Albany and had eight boards vs. Pitt. He would average 10.6 rebounds in prorated 40-minute statistics.

■ Had a solid game against Georgia Tech, finishing the game perfect from the field and the line while also dishing out two assists and pulling down three rebounds.

■ Has at least five rebounds in nine of the 18 games he has played at least 15 minutes.

■ Finished with 10 points, six rebounds and a career-high three blocks against Florida State in the ACC Tournament.

■ Redshirted the 2016-17 season as a walk-on after transferring to Louisville following his freshman year at UNC Asheville. He has earned a scholarship for this season.

■ Was UNC Asheville's second-leading scorer and top rebounder in 2015-16, averaging 12.0 points and 7.7 rebounds as a freshman.

24 Dwayne Sutton

Games With ...	Season	Career
Double-Figure scoring.....	3	3
5 or more rebounds.....	11	11
4 or more assists.....	0	0
A blocked shot.....	8	8
A steal.....	18	18
A three-pointer.....	11	11
20+ points.....	0	0

■ Earned Big South Tournament MVP when he produced season highs of 25 points and 18 rebounds against Winthrop in the championship game of the Big South Tournament.

■ Scored in double digits on 21 occasions and grabbed eight or more rebounds in 16 games and had three or more steals in six games.

■ The Seventh Region Player of the Year and first team all-state selection in 2014-15, Sutton led Manual High School to a 25-6 record and their first regional final appearance in 15 years.

■ Born Feb. 26, 1997 ... Major is sport administration.

24 Dwayne Sutton Season Highs

Points.....	17 vs. Virginia Tech (2/24)
Reb.....	11 vs. Virginia Tech (2/24)
Asst.....	2 (3 times) <i>latest:</i> vs. Virginia Tech (2/24)
Blocks.....	3 vs. Florida State (3/7)
Steals.....	3 vs. Virginia Tech (1/13)
FGM.....	4 vs. Wake Forest (1/27) vs. Virginia Tech (2/24)
FGA.....	8 vs. Wake Forest (1/27)
3FGM.....	3 vs. Virginia Tech (2/24)
3FGA.....	4 vs. Virginia Tech (2/24)
FT.....	6 vs. Virginia Tech (2/24)
FTA.....	8 vs. Virginia Tech (2/24)

24 Dwayne Sutton Game-by-Game

Opponent	Date	GS	Min	FG FGA			3-Point			Rebounds			Avg PF	FO	A	TO	Blk	Stl	Pts	Avg			
				Pct	FG	FGA	Pct	FT	FTA	Pct	Off	Def									Tot		
GEORGE MASON	11/12/17	6	0	1	.000	0	1	.000	0	0	.000	0	0	0	0.0	2	0	0	0	0	0.0		
OMAHA	11/17/17	18	0	1	.000	0	1	.000	3	4	.750	3	7	10	5.0	1	0	0	1	0	3	1.5	
SOU ILLINOIS	11/21/17	16	3	4	.750	2	3	.667	0	0	.000	1	5	6	5.3	2	0	1	0	2	8	3.7	
ST. FRANCIS	11/24/17	14	3	4	.750	1	2	.500	0	0	.000	2	0	2	4.5	4	0	1	0	0	7	4.5	
at Purdue	11/28/17	5	1	1	1.000	0	0	.000	0	0	.000	0	1	1	3.8	3	0	0	0	0	2	4.0	
SETON HALL	12/3/17	20	3	6	.500	2	3	.667	1	2	.500	2	1	3	3.7	4	0	1	0	0	9	4.8	
SIENA	12/6/17	15	0	3	.000	0	2	.000	0	0	.000	3	3	6	4.0	2	0	0	1	0	2	4.1	
INDIANA	12/9/17	14	1	4	.250	0	2	.000	0	0	.000	0	3	3	3.9	1	0	0	2	0	1	2	3.9
BRYANT	12/11/17	13	3	5	.600	2	3	.667	0	0	.000	1	3	4	3.9	1	0	0	1	0	1	8	4.3
vs MEMPHIS	12/16/17	9	2	6	.333	2	3	.667	0	0	.000	1	1	2	3.7	1	0	1	0	0	6	4.5	
ALBANY	12/20/17	21	0	4	.000	0	2	.000	0	0	.000	0	9	9	4.2	3	0	0	0	0	0	4.1	
GRAND CANYON	12/23/17	18	2	3	.667	0	1	.000	3	4	.750	2	3	5	4.3	4	0	0	0	0	7	4.3	
at Kentucky	12/29/17	5	0	2	.000	0	1	.000	0	0	.000	0	0	0	3.9	2	0	1	0	0	0	4.0	
PITTSBURGH	1/2/18	16	0	1	.000	0	1	.000	3	4	.750	1	7	8	4.2	4	0	1	0	0	1	3	3.9
at Clemson	1/6/18	28	2	4	.500	1	1	1.000	0	0	.000	1	2	3	4.1	2	0	1	2	2	2	5	4.0
at Florida State	1/10/18	7	1	3	.333	0	2	.000	0	0	.000	0	2	2	4.0	1	0	0	0	1	0	2	3.9
VIRGINIA TECH	1/13/18	12	2	3	.667	0	0	.000	0	0	.000	2	2	4	4.0	2	0	2	0	0	3	4	3.9
at Notre Dame	1/16/18	2	0	1	.000	0	0	.000	0	0	.000	0	0	0	3.8	0	0	0	0	0	0	0	3.7
BOSTON COLLEGE	1/21/18	14	1	4	.250	0	1	.000	0	2	.000	2	1	3	3.7	2	0	0	0	0	2	2	3.6
at Miami	1/24/18	12	1	3	.333	0	1	.000	0	0	.000	1	2	3	3.7	3	0	0	0	0	0	2	3.5
WAKE FOREST	1/27/18	17	4	8	.500	0	2	.000	5	6	.833	3	0	3	3.7	0	0	0	0	0	2	13	4.0
at Virginia	1/31/18	18	2	4	.500	1	2	.500	0	0	.000	0	1	1	3.5	1	0	1	2	0	1	5	4.0
FLORIDA STATE	2/3/18	4	0	0	.000	0	0	.000	0	0	.000	0	2	2	3.5	2	0	0	0	0	0	0	3.8
SYRACUSE	2/5/18	6	0	1	.000	0	1	.000	0	0	.000	1	1	2	3.4	1	0	0	0	0	0	0	3.7
GEORGIA TECH	2/8/18	15	1	1	1.000	1	1	1.000	2	2	1.000	0	3	3	3.4	0	0	2	1	0	1	5	3.7
at Pittsburgh	2/11/18	12	1	1	1.000	0	0	.000	0	0	.000	0	6	6	3.5	1	0	1	0	2	0	2	3.7
NORTH CAROLINA	2/17/18	24	3	3	1.000	0	0	.000	0	3	.000	1	3	4	3.5	2	0	0	0	1	2	6	3.7
at Duke	2/21/18	12	2	5	.400	0	0	.000	1	1	1.000	1	3	4	3.5	2	0	1	1	1	2	5	3.8
at Virginia Tech	2/24/18 *	36	4	6	.667	3	4	.750	6	8	.750	5	6	11	3.8	3	0	2	2	1	0	17	4.2
VIRGINIA	3/1/18	27	1	3	.333	0	2	.000	0	0	.000	0	4	4	3.8	2	0	1	0	0	1	2	4.2
at NC State	3/3/18	19	1	2	.500	0	0	.000	0	0	.000	0	7	7	3.9	2	0	2	1	0	1	2	4.1
vs Florida State	3/7/18	21	4	7	.571	1	1	1.000	1	2	.500	2	4	6	4.0	1	0	1	1	3	1	10	4.3
vs Virginia	3/8/18	16	2	4	.500	1	2	.500	0	0	.000	2	1	3	3.9	0	0	1	1	0	1	5	4.3
NORTHERN KY	3/13/18 *	21	1	3	.333	0	1	.000	4	4	1.000	1	5	6	4.0	5	1	0	0	0	1	6	4.4

24 Dwayne Sutton Statistics

Year	GP	GS	Min	Avg	FG	FGA	Pct	3FG	3FGA	Pct	FT	FTA	Pct	OReb	DReb	Reb	Avg	PF	FO	Ast	TO	Blk	Stl	Pts	Avg
2017-18	34	2	513	15.1	51	111	.459	17	46	.370	29	42	.690	38	98	136	4.0	66	1	20	17	13	27	148	4.4
TOTAL	34	2	513	15.1	51	111	.459	17	46	.370	29	42	.690	38	98	136	4.0	66	1	20	17	13	27	148	4.4

30 Ryan McMahon

G 6-0 175 So. - 1L Sarasota, Fla. (Cardinal Mooney HS)



■ Connected on 25-of-60 three-pointers in UofL's 18 ACC games (.417). He has scored at least nine points in eight games and has made a three-pointer in 21 of his 27 games.

■ Scored 10 points against Northern Kentucky in the NIT, his fifth double-figure scoring game of the season.

■ 37 of his 48 field goals this season are three-pointers.

■ Knocked down a three-pointer and two free throws in the final minute at No. 23 Florida State to help lead the Cardinals to the road win.

■ Produced career-highs of five rebounds and four steals against Georgia Tech. Also tied his career high with five assists and a blocked shot while scoring six points.

■ Tied a career-high with 15 points against Albany, connecting on a career-high five three-pointers.

■ After nearly two months out with a broken rib, he saw his first action of the season against Indiana, scoring four points while dishing out three assists and collecting two steals in 11 minutes played.

■ Suffered a broken rib on his left side in a collision during UofL's first intrasquad scrimmage on Oct. 13 and had two full practices with the team before playing vs. Indiana. He had participated in non-contact drills for two weeks prior to that.

■ 19 of his 20 field goals as a freshman were three-pointers.

■ Redshirted during the 2015-16 season.

■ Averaged 26.4 points, 3.3 assists, 3.0 rebounds and 2.5 steals as a senior in 2014-15 in

30 Ryan McMahon

Games With ...	Season	Career
Double-Figure scoring.....	5	6
6 or more rebounds	0	0
4 or more assists	2	4
A blocked shot	2	4
A steal	12	17
A three-pointer	21	31
20+ points	0	0

30 Ryan McMahon Game-by-Game

Opponent	Date	GS	Min	FG FGA	Pct	3-Point			Rebounds			Avg	PF	FO	A	TO	Blk	Stl	Pts	Avg			
						FG	FGA	Pct	FT	FTA	Pct										Off	Def	Tot
GEORGE MASON	11/12/17			DNP - broken rib																			
OMAHA	11/17/17			DNP - broken rib																			
SOU ILLINOIS	11/21/17			DNP - broken rib																			
ST. FRANCIS	11/24/17			DNP - broken rib																			
at Purdue	11/28/17			DNP - broken rib																			
SETON HALL	12/3/17			DNP - broken rib																			
SIENA	12/6/17			DNP - broken rib																			
INDIANA	12/9/17	11	1	4	.250	1	4	.250	1	2	.500	0	1	1	1.0	2	0	3	1	0	2	4	4.0
BRYANT	12/11/17	10	1	3	.333	0	2	.000	0	0	.000	0	0	0	0.5	2	0	2	0	0	2	2	3.0
vs MEMPHIS	12/16/17	12	2	7	.286	2	6	.333	0	0	.000	1	1	2	1.0	3	0	2	0	0	1	6	4.0
ALBANY	12/20/17	18	5	10	.500	5	8	.625	0	0	.000	0	1	1	1.0	3	0	1	2	0	0	15	6.8
GRAND CANYON	12/23/17	14	1	5	.200	1	5	.200	0	0	.000	1	3	4	1.6	1	0	2	0	0	3	3	6.0
at Kentucky	12/29/17	16	0	4	.000	0	3	.000	2	21	1.000	0	1	1	1.5	1	0	2	1	0	0	2	5.3
PITTSBURGH	1/2/18	13	4	4	1.000	2	21	1.000	0	0	.000	0	0	0	1.3	2	0	0	0	0	2	10	6.0
at Clemson	1/6/18	13	2	5	.400	2	5	.400	0	0	.000	0	1	1	1.3	2	0	1	1	0	0	6	6.0
at Florida State	1/10/18	16	3	6	.500	3	6	.500	2	21	1.000	0	2	2	1.3	3	0	1	1	0	0	11	6.6
VIRGINIA TECH	1/13/18	25	4	6	.667	2	3	.667	0	0	.000	1	2	3	1.5	2	0	3	1	1	2	10	6.9
at Notre Dame	1/16/18	26	3	6	.500	3	6	.500	0	0	.000	0	0	0	1.4	3	0	1	1	0	0	9	7.1
BOSTON COLLEGE	1/21/18	17	1	5	.200	1	5	.200	2	21	1.000	0	1	1	1.3	0	0	0	1	0	0	5	6.9
at Miami	1/24/18	27	1	6	.167	1	5	.200	2	3	.667	0	0	0	1.2	1	0	2	3	0	2	5	6.8
WAKE FOREST	1/27/18	19	3	4	.750	1	2	.500	2	21	1.000	0	0	0	1.1	2	0	2	0	0	1	9	6.9
at Virginia	1/31/18	24	3	6	.500	3	5	.600	0	0	.000	0	2	2	1.2	3	0	1	0	0	0	9	7.1
FLORIDA STATE	2/3/18	18	0	1	.000	0	0	.000	3	31	1.000	0	1	1	1.2	4	0	0	5	0	1	3	6.8
SYRACUSE	2/5/18	9	1	2	.500	1	2	.500	3	31	1.000	0	0	0	1.1	3	0	0	1	0	0	6	6.8
GEORGIA TECH	2/8/18	19	2	5	.400	2	4	.500	0	0	.000	0	5	5	1.3	1	0	5	3	1	4	6	6.7
at Pittsburgh	2/11/18	21	1	4	.250	1	4	.250	2	21	1.000	0	1	1	1.3	0	0	5	1	0	0	5	6.6
NORTH CAROLINA	2/17/18	15	2	5	.400	1	2	.500	2	21	1.000	0	1	1	1.3	0	0	1	1	0	0	7	6.7
at Duke	2/21/18	17	1	5	.200	1	5	.200	0	0	.000	0	1	1	1.3	0	0	2	4	0	1	3	6.5
at Virginia Tech	2/24/18	4	0	0	.000	0	0	.000	0	0	.000	0	0	0	1.2	0	0	0	1	0	0	0	6.2
VIRGINIA	3/1/18	8	1	2	.500	1	11	1.000	2	4	.500	1	0	1	1.2	3	0	0	0	0	1	5	6.1
at NC State	3/3/18	11	1	4	.250	0	3	.000	3	31	1.000	0	0	0	1.2	2	0	1	0	0	0	5	6.1
vs Florida State	3/7/18	10	1	1	1.000	1	11	1.000	0	0	.000	0	0	0	1.1	2	0	0	0	0	0	3	6.0
vs Virginia	3/8/18	5	0	1	.000	0	1	.000	0	0	.000	0	0	0	1.1	0	0	0	0	0	0	0	5.7
NORTHERN KY	3/13/18	18	4	5	.800	2	3	.667	0	0	.000	0	0	0	1.0	2	0	2	1	0	2	10	5.9

30 Ryan McMahon Statistics

Year	GP	GS	Min	Avg	FG	FGA	Pct	3FG	3FGA	Pct	FT	FTA	Pct	OReb	DReb	Reb	Avg	PF	FO	Ast	TO	Blk	Stl	Pts	Avg
2016-17	28	0	176	6.3	20	60	.333	19	52	.365	12	14	.857	2	12	14	0.5	30	0	17	10	2	6	71	2.5
2017-18	27	0	416	15.4	48	117	.410	37	93	.398	26	30	.867	4	24	28	1.0	47	0	39	29	2	24	159	5.9
TOTAL	55	0	592	10.8	68	177	.384	56	145	.386	38	44	.864	6	36	42	0.8	77	0	56	39	4	30	230	4.2

leading Cardinal Mooney to a 26-4 record and the state final four for the first time in school history. He made 51 percent of his three-pointers (127 of 249) and 83 percent at the free throw line.

■ Honored as the 2015 Florida Class 3A Player of the Year, he was third in the 2015 voting for Florida Mr. Basketball.

■ His father Dave played basketball at Valparaiso, his mother Kim played volleyball and his sister played volleyball at Jacksonville.

■ Born Sept. 22, 1996 ...Major is finance.

30 Ryan McMahon Season Highs

Points.....	15 vs. Albany (12/20)
Reb.....	5 vs. Georgia Tech (2/8)
Asst.....	5 vs. Georgia Tech (2/8) vs. Pittsburgh (2/11)
Blocks.....	1 vs. Virginia Tech (1/13) vs. Georgia Tech (2/8)
Steals.....	4 vs. Georgia Tech (2/8)
FGM.....	5 vs. Albany (12/20)
FGA.....	10 vs. Albany (12/20)
3FGM.....	5 vs. Albany (12/20)
3FGA.....	8 vs. Albany (12/20)
FT.....	3 vs. (3 times) latest: vs. NC State (3/3)
FTA.....	3 (3 times) latest: vs. Syracuse (2/5)

30 Ryan McMahon Career Highs

Points.....	15 vs. Pittsburgh (1/24/17) vs. Albany (12/20/17)
Reb.....	5 vs. Georgia Tech (2/8/18)
Asst.....	5 (4 times) latest: vs. Pittsburgh (2/11/18)
Blocks.....	1 (4 times) latest: vs. Georgia Tech (2/8/18)
Steals.....	4 vs. Georgia Tech (2/8/18)
FGM.....	5 vs. Pittsburgh (1/24/17) vs. Albany (12/20/17)
FGA.....	10 vs. Albany (12/20/17)
3FGM.....	5 vs. Pittsburgh (1/24/17) vs. Albany (12/20/17)
3FGA.....	8 vs. Albany (12/20/17)
FT.....	3 vs. (3 times) latest: vs. NC State (3/3/18)
FTA.....	3 (5 times) latest: vs. Syracuse (2/5/18)

33 Jordan Nwora

F 6-7 215 Fr. - HS Buffalo, N.Y. (Vermont Academy / Saxtons River, Vt.)

- Last name pronounced WOR-uh (silent N).
- Honored on the 2018 All-ACC Academic Team.
- Sustained a right thigh bruise in practice on March 12 and was hit in that area again in the first half against Northern Kentucky and did not return. His status is day-to-day.



■ One of seven Cardinals shooting above 40 percent from the field (.464; also 20-of-46 three-pointers, .435), he has scored in double digits in eight games.

■ UofL is 7-1 when Nwora scores in double figures.
 ■ ACC Rookie of the Week for games Feb. 5-11 when he averaged 12.0 points, 3.3 rebounds, shot 59.1 percent from the field and made 7-of-11 three-pointers (.636) as the Cardinals won two of three games.

■ Came off the bench against Georgia Tech to score a team-high 16 points along with a career-best four steals and knocking down a career-high five three-pointers (5-of-7).

■ Scored 15 points and pulled down five rebounds while playing 16 minutes against Boston College, more than he had scored in UofL's previous 11 games combined.

■ Totaled 18 points and eight rebounds in 20 minutes off the bench against Southern Illinois.
 ■ Scored 10 points and grabbed three rebounds in 14 minutes against George Mason in his collegiate debut, connecting on 3-of-3 three-pointers.

■ In his final prep season at Vermont Academy in Saxtons River, Vt., he averaged 18.7 points and 5.3 rebounds while scoring over 500 points in the 2016-17 season as Vermont finished 19-11. Honored as a Class AA All New England Preparatory School Athletic Council (NEPSAC) selection.

33 Jordan Nwora		
Games With ...	Season	Career
Double-Figure scoring.....	8	8
5 or more rebounds.....	3	3
4 or more assists.....	0	0
A blocked shot.....	3	3
A steal.....	11	11
A three-pointer.....	11	11
20+ points.....	0	0

■ His father Alex Nwora has been the head men's basketball coach at Erie Community College in Buffalo, N.Y. since 1999. He played basketball at Daemen College, where he is the career rebounding leader with 1,104 rebounds ranks sixth in career scoring with 1,514 points (1989-93).

■ Born Sept. 9, 1998 ... Major is exercise science.

33 Jordan Nwora Season/Career Highs

- Points..... 18 vs. Southern Illinois (11/21)
- Reb. 8 vs. Southern Illinois (11/21)
- Asst..... 3 vs. Wake Forest (1/27)
- Blocks 1 (3 times) *latest:* vs. Georgia Tech (2/8)
- Steals 4 vs. Georgia Tech (2/8)
- FGM 7 vs. Southern Illinois (11/21)
- FGA 10 vs. Southern Illinois (11/21)
vs. Georgia Tech (2/8)
- 3FGM 5 vs. Georgia Tech (2/8)
- 3FGA 7 vs. Georgia Tech (2/8)
- FT 5 vs. Seton Hall (12/3)
- FTA 8 vs. Seton Hall (12/3)

33 Jordan Nwora Game-by-Game

Opponent	Date	GS	Min	FG	FGA	Pct	3-Point			Rebounds			PF	FO	A	TO	Blk	Stl	Pts	Avg			
							FG	FGA	Pct	FT	FTA	Pct									Off	Def	Tot
GEORGE MASON	11/12/17	14	3	3	1.000	3	3	1.000	1	2	.500	0	3	3	3.0	3	0	0	1	10	10.0		
OMAHA	11/17/17	8	1	4	.250	0	1	.000	0	0	.000	2	1	3	3.0	1	0	0	1	0	2	6.0	
SOU ILLINOIS	11/21/17	20	7	10	.700	1	4	.250	3	31.000	2	6	8	4.7	2	0	1	1	0	1	18	10.0	
ST. FRANCIS	11/24/17	14	3	6	.500	2	3	.667	2	21.000	0	0	0	3.5	1	0	0	1	0	1	10	10.0	
at Purdue	11/28/17	13	1	5	.200	1	2	.500	0	0	.000	0	4	4	3.6	1	0	0	1	0	3	8.6	
SETON HALL	12/3/17	21	2	3	.667	1	2	.500	5	8	.625	1	1	2	3.3	2	0	0	2	0	1	10	8.8
SIENA	12/6/17	23	4	8	.500	2	5	.400	1	2	.500	1	3	4	3.4	1	0	0	1	1	11	9.1	
INDIANA	12/9/17	3	0	0	.000	0	0	.000	0	0	.000	0	0	0	3.0	0	0	0	1	0	0	8.0	
BRYANT	12/11/17	15	1	5	.200	0	2	.000	0	0	.000	0	2	2	2.9	2	0	1	1	1	2	7.3	
vs MEMPHIS	12/16/17	6	0	2	.000	0	0	.000	0	0	.000	3	0	3	2.9	1	0	0	0	0	0	6.6	
ALBANY	12/20/17	9	0	0	.000	0	0	.000	0	0	.000	0	1	1	2.7	1	0	1	0	0	0	6.0	
GRAND CANYON	12/23/17	2	0	0	.000	0	0	.000	0	0	.000	0	0	0	2.5	0	0	0	1	0	0	5.5	
at Kentucky	12/29/17	19	1	4	.250	0	3	.000	1	2	.500	0	0	0	2.3	1	0	0	0	0	3	5.3	
PITTSBURGH	1/2/18	8	0	1	.000	0	0	.000	0	0	.000	1	3	4	2.4	3	0	1	1	0	1	0	4.9
at Clemson	1/6/18	DNP																					
at Florida State	1/10/18	DNP																					
VIRGINIA TECH	1/13/18	DNP																					
at Notre Dame	1/16/18	13	1	3	.333	0	1	.000	4	41.000	0	1	1	2.3	1	0	0	0	0	2	6	5.0	
BOSTON COLLEGE	1/21/18	16	5	8	.625	2	4	.500	3	31.000	0	5	5	2.5	2	0	1	1	0	0	15	5.6	
at Miami	1/24/18	7	0	0	.000	0	0	.000	2	21.000	0	0	0	2.4	1	0	0	0	0	0	2	5.4	
WAKE FOREST	1/27/18	12	1	4	.250	0	2	.000	0	0	.000	0	3	3	2.4	1	0	3	2	0	1	2	5.2
at Virginia	1/31/18	DNP																					
FLORIDA STATE	2/3/18	DNP																					
SYRACUSE	2/5/18	10	3	6	.500	1	2	.500	0	0	.000	0	0	0	2.3	1	0	0	0	0	7	5.3	
GEORGIA TECH	2/8/18	21	5	10	.500	5	7	.714	1	2	.500	0	4	4	2.4	1	0	0	3	1	4	16	5.9
at Pittsburgh	2/11/18	17	5	6	.833	1	2	.500	2	3	.667	1	5	6	2.5	3	0	2	1	0	0	13	6.2
NORTH CAROLINA	2/17/18	5	0	1	.000	0	0	.000	0	0	.000	0	0	0	2.4	0	0	0	0	0	0	0	5.9
at Duke	2/21/18	3	0	1	.000	0	0	.000	0	0	.000	0	0	0	2.3	0	0	0	0	0	0	0	5.7
at Virginia Tech	2/24/18	DNP																					
VIRGINIA	3/1/18	0	0	0	.000	0	0	.000	0	0	.000	0	0	0	2.2	0	0	0	0	0	0	0	5.4
at NC State	3/3/18	DNP																					
vs Florida State	3/7/18	DNP																					
vs Virginia	3/8/18	11	2	3	.667	1	11.000	0	0	0	.000	0	1	1	2.2	3	0	0	0	0	2	5	5.4
NORTHERN KY	3/13/18	7	0	4	.000	0	2	.000	0	0	.000	2	0	2	2.2	2	0	0	1	0	0	0	5.2

33 Jordan Nwora Statistics

Year	GP	GS	Min	Avg	FG	FGA	Pct	3FG	3FGA	Pct	FT	FTA	Pct	OReb	DReb	Reb	Avg	PF	FO	Ast	TO	Blk	Stl	Pts	Avg
2017-18	26	0	297	11.4	45	97	.464	20	46	.435	25	33	.758	13	43	56	2.2	34	0	10	20	3	16	135	5.2
TOTAL	26	0	297	11.4	45	97	.464	20	46	.435	25	33	.758	13	43	56	2.2	34	0	10	20	3	16	135	5.2



2017-18 Louisville Men's Basketball
Louisville Combined Team Statistics (as of Mar 13, 2018)
All games



RECORD:	OVERALL	HOME	AWAY	NEUTRAL
ALL GAMES	21-13	15-5	4-7	2-1
CONFERENCE	9-9	5-4	4-5	0-0
NON-CONFERENCE	12-4	10-1	0-2	2-1

#	Player	gp-gs	min	avg	Total		3-Point		F-Throw		Rebounds			pf	dq	a	to	blk	stl	pts	avg	
					fg-fga	fg%	3fg-fga	3fg%	ft-fa	ft%	off	def	tot									avg
22	ADEL, Deng	32-31	1077	33.7	174-387	.450	49-139	.353	101-129	.783	21	149	170	5.3	46	0	91	71	11	19	498	15.6
13	SPALDING, Ray	34-32	930	27.4	169-316	.535	4-17	.235	71-112	.634	107	190	297	8.7	102	2	42	57	58	51	413	12.1
04	SNIDER, Quentin	34-34	1102	32.4	131-324	.404	65-158	.411	83-95	.874	15	78	93	2.7	38	0	135	51	0	17	410	12.1
00	KING, V.J.	34-34	855	25.1	100-249	.402	24-74	.324	67-92	.728	19	92	111	3.3	58	1	30	48	4	21	291	8.6
14	MAHMOUD, Anas	34-22	823	24.2	106-193	.549	0-0	.000	27-58	.466	60	118	178	5.2	65	3	36	46	101	29	239	7.0
30	McMAHON, Ryan	27-0	416	15.4	48-117	.410	37-93	.398	26-30	.867	4	24	28	1.0	47	0	39	29	2	24	159	5.9
33	NWORA, Jordan	26-0	297	11.4	45-97	.464	20-46	.435	25-33	.758	13	43	56	2.2	34	0	10	20	3	16	135	5.2
24	SUTTON, Dwayne	34-2	513	15.1	51-111	.459	17-46	.370	29-42	.690	38	98	136	4.0	66	1	20	17	13	27	148	4.4
05	WILLIAMS, Malik	32-12	338	10.6	46-110	.418	20-62	.323	11-16	.688	23	54	77	2.4	30	0	5	11	13	12	123	3.8
02	PERRY, Darius	34-3	469	13.8	36-103	.350	21-63	.333	33-36	.917	6	33	39	1.1	60	0	50	37	3	19	126	3.7
01	THOMAS, Lance	11-0	49	4.5	9-14	.643	2-7	.286	6-8	.750	3	12	15	1.4	11	1	0	3	2	2	26	2.4
12	REDDING, Jacob	6-0	13	2.2	4-4	1.000	3-3	1.000	2-2	1.000	0	0	0	0.0	0	0	0	0	0	0	13	2.2
03	GRIFFIN, Jo	6-0	18	3.0	0-1	.000	0-1	.000	0-0	.000	0	0	0	0.0	2	0	2	1	0	1	0	0.0
Team											30	26	56				10					
Total.....		34	6900		919-2026	.454	262-709	.370	481-653	.737	339	917	1256	36.9	559	8	460	401	210	238	2581	75.9
Opponents.....		34	6900		856-2092	.409	236-721	.327	436-618	.706	416	846	1262	37.1	576	-	380	456	106	206	2386	70.2

TEAM STATISTICS	LOU	OPP	Date	Opponent	Score	Att.					
SCORING	2581	2386	11/12/17	GEORGE MASON	w	72-61	18304				
Points per game	75.9	70.2	11/17/17	OMAHA	w	87-78	18112				
Scoring margin	+5.7	-	11/21/17	SOUTHERN ILLINOIS	w	84-42	18046				
FIELD GOALS-ATT	919-2026	856-2092	11/24/17	ST. FRANCIS	w	84-72	17524				
Field goal pct	.454	.409	11/28/17	at Purdue	L	57-66	14804				
3 POINT FG-ATT	262-709	236-721	12/3/17	SETON HALL	L	77-79	19244				
3-point FG pct	.370	.327	12/6/17	SIENA	w	86-60	17215				
3-pt FG made per game	7.7	6.9	12/9/17	INDIANA	w	71-62	20030				
FREE THROWS-ATT	481-653	436-618	12/11/17	BRYANT	w	102-59	16236				
Free throw pct	.737	.706	12/16/17	vs MEMPHIS	w	81-72	6525				
F-Throws made per game	14.1	12.8	12/20/17	ALBANY	w	70-68	16388				
REBOUNDS	1256	1262	12/23/17	GRAND CANYON	w	74-56	16841				
Rebounds per game	36.9	37.1	12/29/17	at Kentucky	L	61-90	24228				
Rebounding margin	-0.2	-	* 1/2/18	PITTSBURGH	w	77-51	16461				
ASSISTS	460	380	* 1/6/18	at Clemson	Lot	69-74	7594				
Assists per game	13.5	11.2	* 1/10/18	at Florida State	w	73-69	10604				
TURNOVERS	401	456	* 1/13/18	VIRGINIA TECH	w	94-86	16798				
Turnovers per game	11.8	13.4	* 1/16/18	at Notre Dame	Wo2	82-78	9076				
Turnover margin	+1.6	-	* 1/21/18	BOSTON COLLEGE	w	77-69	16827				
Assist/turnover ratio	1.1	0.8	* 1/24/18	at Miami	Lot	75-78	7190				
STEALS	238	206	* 1/27/18	WAKE FOREST	w	96-77	17215				
Steals per game	7.0	6.1	* 1/31/18	at Virginia	L	64-74	14310				
BLOCKS	210	106	* 2/3/18	FLORIDA STATE	L	76-80	18305				
Blocks per game	6.2	3.1	* 2/5/18	SYRACUSE	L	73-78	16983				
ATTENDANCE	347659	172131	* 2/8/18	GEORGIA TECH	w	77-54	16533				
Home games-Avg/Game	20-17383	11-11831	* 2/11/18	at Pitt	w	94-60	4772				
Neutral site-Avg/Game	-	3-13996	* 2/17/18	NORTH CAROLINA	L	76-93	21210				
Score by Periods	1st	2nd	3rd	4th	Totals						
Louisville	1162	1336	51	32	2581	* 2/21/18	at Duke	L	56-82	9314	
Opponents	1071	1243	51	21	2386	* 2/24/18	at Virginia Tech	w	75-68	9275	
						* 3/1/18	VIRGINIA	L	66-67	19413	
						* 3/3/18	at NC State	L	69-76	18975	
							3/7/18	vs Florida State	w	82-74	17732
							3/8/18	vs Virginia	L	58-75	17732
							3/13/18	NORTHERN KENTUCKY	w	66-58	9974

* - Conference game



2017-18 Louisville Men's Basketball
Louisville Combined Team Statistics (as of Mar 03, 2018)
Conference games only



RECORD:	OVERALL	HOME	AWAY	NEUTRAL
ALL GAMES	9-9	5-4	4-5	0-0
CONFERENCE	9-9	5-4	4-5	0-0
NON-CONFERENCE	0-0	0-0	0-0	0-0

#	Player	gp-gs	min	avg	Total		3-Point		F-Throw		Rebounds				pf	dq	a	to	blk	stl	pts	avg	
					fg-fga	fg%	3fg-fga	3fg%	ft-fga	ft%	off	def	tot	avg									
22	ADEL, Deng	16-15	551	34.4	86-198	.434	25-71	.352	53-71	.746	15	94	109	6.8	28	0	53	37	3	7	250	15.6	
13	SPALDING, Ray	18-17	494	27.4	96-169	.568	0-5	.000	39-65	.600	50	98	148	8.2	55	1	20	31	23	22	231	12.8	
04	SNIDER, Quentin	18-18	587	32.6	70-172	.407	40-87	.460	45-51	.882	6	36	42	2.3	18	0	72	31	0	11	225	12.5	
00	KING, V.J.	18-18	463	25.7	51-128	.398	8-37	.216	41-55	.745	9	41	50	2.8	31	0	14	25	2	13	151	8.4	
14	MAHMOUD, Anas	18-7	436	24.2	53-96	.552	0-0	.000	12-28	.429	23	56	79	4.4	37	1	18	27	39	13	118	6.6	
30	McMAHON, Ryan	18-0	302	16.8	33-77	.429	25-60	.417	23-26	.885	2	17	19	1.1	31	0	25	24	2	14	114	6.3	
33	NWORA, Jordan	11-0	112	10.2	20-40	.500	9-18	.500	12-14	.857	2	21	23	2.1	13	0	7	8	1	8	61	5.5	
05	WILLIAMS, Malik	18-11	199	11.1	31-68	.456	13-38	.342	7-11	.636	13	26	39	2.2	16	0	3	5	6	10	82	4.6	
24	SUTTON, Dwayne	18-1	281	15.6	26-53	.491	6-18	.333	17-26	.654	18	52	70	3.9	30	0	14	9	8	18	75	4.2	
02	PERRY, Darius	18-3	246	13.7	15-43	.349	12-28	.429	11-12	.917	4	20	24	1.3	29	0	24	16	2	9	53	2.9	
01	THOMAS, Lance	5-0	18	3.6	3-4	.750	1-2	.500	2-2	1.000	1	3	4	0.8	6	1	0	3	0	0	9	1.8	
12	REDDING, Jacob	3-0	4	1.3	0-0	.000	0-0	.000	0-0	.000	0	0	0	0.0	0	0	0	0	0	0	0	0.0	
03	GRIFFIN, Jo	4-0	7	1.8	0-0	.000	0-0	.000	0-0	.000	0	0	0	0.0	1	0	1	0	0	1	0	0.0	
Team											14	11	25										
Total.....		18	3700		484-1048	.462	139-364	.382	262-361	.726	157	475	632	35.1	295	3	251	221	86	126	1369	76.1	
Opponents.....		18	3700		466-1101	.423	136-394	.345	244-337	.724	206	453	659	36.6	303	-	215	238	57	117	1314	73.0	

TEAM STATISTICS	LOU	OPP	Date	Opponent	Score	Att.
SCORING	1369	1314	* 1/2/18	PITTSBURGH	W 77-51	16461
Points per game	76.1	73.0	* 1/6/18	at Clemson	Lot 69-74	7594
Scoring margin	+3.1	-	* 1/10/18	at Florida State	W 73-69	10604
FIELD GOALS-ATT	484-1048	466-1101	* 1/13/18	VIRGINIA TECH	W 94-86	16798
Field goal pct	.462	.423	* 1/16/18	at Notre Dame	Wo2 82-78	9076
3 POINT FG-ATT	139-364	136-394	* 1/21/18	BOSTON COLLEGE	W 77-69	16827
3-point FG pct	.382	.345	* 1/24/18	at Miami	Lot 75-78	7190
3-pt FG made per game	7.7	7.6	* 1/27/18	WAKE FOREST	W 96-77	17215
FREE THROWS-ATT	262-361	244-337	* 1/31/18	at Virginia	L 64-74	14310
Free throw pct	.726	.724	* 2/3/18	FLORIDA STATE	L 76-80	18305
F-Throws made per game	14.6	13.6	* 2/5/18	SYRACUSE	L 73-78	16983
REBOUNDS	632	659	* 2/8/18	GEORGIA TECH	W 77-54	16533
Rebounds per game	35.1	36.6	* 2/11/18	at Pitt	W 94-60	4772
Rebounding margin	-1.5	-	* 2/17/18	NORTH CAROLINA	L 76-93	21210
ASSISTS	251	215	* 2/21/18	at Duke	L 56-82	9314
Assists per game	13.9	11.9	* 2/24/18	at Virginia Tech	W 75-68	9275
TURNOVERS	221	238	* 3/1/18	VIRGINIA	L 66-67	19413
Turnovers per game	12.3	13.2	* 3/3/18	at NC State	L 69-76	18975
Turnover margin	+0.9	-	* - Conference game			
Assist/turnover ratio	1.1	0.9				
STEALS	126	117				
Steals per game	7.0	6.5				
BLOCKS	86	57				
Blocks per game	4.8	3.2				
ATTENDANCE	159745	91110				
Home games-Avg/Game	9-17749	9-10123				
Neutral site-Avg/Game	-	0-0				

Score by Periods	1st	2nd	OT	OT2	Totals
Louisville	621	708	29	11	1369
Opponents	588	682	37	7	1314

2017-18 Louisville Men's Basketball Game-by-Game Team Statistics

Teams	FG-FGA	Pct	3Pt-Att	Pct	FT-FTA	Pct	O	D	Reb	PF-D	Asst	TO	Blk	Stl	1H	2H	OT	TOT
George Mason	20-52	.385	8-27	.296	13-21	.619	7	24	31	20-0	7	15	0	6	27	34		61
LOUISVILLE	22-48	.458	8-20	.400	20-29	.690	7	29	36	18-1	11	14	5	8	24	48		72
Omaha	31-86	.360	9-27	.333	7-10	.700	22	19	41	17-0	14	10	4	12	25	53		78
LOUISVILLE	32-69	.464	4-16	.250	19-22	.864	18	35	53	13-0	14	17	15	6	40	47		87
Southern Illinois	17-64	.266	3-21	.143	5-9	.556	11	29	40	16-0	11	16	4	4	18	24		42
LOUISVILLE	31-69	.449	8-26	.308	14-15	.933	10	39	49	9-0	17	8	9	8	29	55		84
St. Francis	25-55	.455	10-21	.476	12-17	.706	12	23	35	17-1	11	19	1	2	35	37		72
LOUISVILLE	31-64	.484	9-25	.360	13-17	.765	13	20	33	13-0	16	9	7	5	46	38		84
Purdue	19-57	.333	5-23	.217	23-32	.719	9	30	39	16-0	9	11	5	5	23	43		66
LOUISVILLE	20-63	.317	6-18	.333	11-14	.786	11	30	41	23-1	10	14	1	6	22	35		57
Seton Hall	31-68	.456	6-21	.286	11-19	.579	13	22	35	17-0	10	12	1	11	38	41		79
LOUISVILLE	28-57	.491	7-23	.304	14-19	.737	9	27	36	16-0	8	16	7	7	37	40		77
Siena	19-61	.311	8-16	.500	14-21	.667	18	21	39	16-1	6	21	1	8	36	24		60
LOUISVILLE	32-64	.500	7-19	.368	15-19	.789	13	30	43	19-0	11	16	15	11	39	47		86
Indiana	22-55	.400	5-23	.217	13-19	.684	12	25	37	17-0	9	15	4	5	36	26		62
LOUISVILLE	26-61	.426	9-26	.346	10-14	.714	12	25	37	16-1	13	12	5	8	35	36		71
Bryant	20-58	.345	4-19	.211	15-19	.789	10	19	29	18-1	6	13	0	2	35	24		59
LOUISVILLE	39-70	.557	10-26	.385	14-19	.737	15	31	46	17-0	21	6	7	10	51	51		102
Memphis	27-60	.450	4-11	.364	14-18	.778	15	20	35	13-0	10	12	5	6	38	34		72
LOUISVILLE	28-61	.459	14-26	.538	11-12	.917	14	20	34	20-0	16	11	14	8	38	43		81
Albany	27-74	.365	6-20	.300	8-12	.667	21	31	52	19-0	9	10	2	2	31	37		68
LOUISVILLE	24-57	.421	9-21	.429	13-21	.619	7	30	37	19-0	11	7	10	4	38	32		70
Grand Canyon	22-55	.400	6-19	.316	6-12	.500	12	23	35	20-2	13	19	3	7	25	31		56
LOUISVILLE	26-59	.441	4-19	.211	18-27	.667	15	26	41	15-0	14	12	6	10	31	43		74
Kentucky	30-62	.484	6-13	.462	24-30	.800	12	32	44	19-1	13	11	5	5	41	49		90
LOUISVILLE	24-69	.348	3-25	.120	10-13	.769	13	24	37	25-1	10	11	5	3	27	34		61
Pittsburgh	17-49	.347	6-25	.240	11-18	.611	4	25	29	22-1	8	15	2	6	23	28		51
LOUISVILLE	28-56	.500	5-17	.294	16-26	.615	9	33	42	21-0	11	10	4	10	41	36		77
Clemson	25-68	.368	7-24	.292	17-20	.850	10	26	36	14-0	10	11	7	15	23	32	19	74
LOUISVILLE	28-62	.452	4-14	.286	9-12	.750	10	35	45	17-1	12	21	5	6	23	32	14	69
Florida State	26-65	.400	8-24	.333	9-13	.692	19	26	45	15-1	11	14	4	4	45	24		69
LOUISVILLE	27-64	.422	8-24	.333	11-15	.733	13	21	34	16	8	8	5	14	32	41		73
Virginia Tech	30-61	.492	8-22	.364	18-22	.818	10	20	30	18-0	11	19	0	7	40	46		86
LOUISVILLE	31-59	.525	13-23	.565	19-26	.731	11	23	34	17-0	17	16	7	11	44	50		94
Notre Dame	30-79	.380	11-38	.289	7-11	.636	26	22	48	15-1	17	18	3	9	28	34	16	78
LOUISVILLE	30-61	.492	7-20	.350	15-17	.882	10	24	34	12-0	14	16	4	6	30	32	20	82
Boston College	23-65	.354	8-29	.276	15-19	.789	9	31	40	21-1	10	16	1	7	29	40		69
LOUISVILLE	23-57	.404	8-23	.348	23-31	.742	6	36	42	17-0	12	13	4	10	31	46		77
Miami	24-65	.369	6-22	.273	22-31	.710	18	31	49	19-0	13	14	7	8	37	32	9	78
LOUISVILLE	27-65	.415	5-22	.227	16-25	.640	12	26	38	22-0	8	11	10	9	38	31	6	75
Wake Forest	29-61	.475	7-18	.389	12-16	.750	11	28	39	17-0	12	20	2	4	33	44		77
LOUISVILLE	36-71	.507	10-25	.400	14-17	.824	9	23	32	13-0	20	7	5	12	42	54		96
Virginia	29-54	.537	9-16	.563	7-9	.778	6	19	25	9-0	13	7	0	6	32	42		74
LOUISVILLE	25-50	.500	8-18	.444	6-6	100	6	20	26	11-0	11	13	1	2	26	38		64
Florida State	27-60	.450	5-13	.385	21-31	.677	10	33	43	21-0	11	13	5	6	39	41		80
LOUISVILLE	25-59	.424	9-21	.429	17-26	.654	6	28	34	22-1	12	12	6	6	38	38		76
Syracuse	25-53	.472	6-13	.462	22-29	.759	9	23	32	19-1	9	8	0	4	39	39		78
LOUISVILLE	24-52	.462	5-21	.238	20-26	.769	8	23	31	20-0	17	11	1	3	33	40		73
Georgia Tech	20-55	.364	7-13	.538	7-10	.700	10	26	36	16-0	10	20	3	6	16	38		54
LOUISVILLE	27-54	.500	12-20	.600	11-19	.579	5	27	32	13-0	18	10	5	15	34	43		77

-- more --

2017-18 Louisville Men's Basketball Game-by-Game Team Statistics

Teams	FG-FGA	Pct	3Pt-Att	Pct	FT-FTA	Pct	O	D	Reb	PF-D	Asst	TO	Blk	Stl	1H	2H	OT	TOT	
Pittsburgh	20-58	.345	7-30	.233	13-19	.684	9	19	28	14-0	11	13	3	1	20	40		60	
LOUISVILLE	34-54	.630	10-19	.526	16-21	.762	4	33	37	19-1	23	8	4	7	46	48		94	
North Carolina	36-74	.486	12-27	.444	9-10	.900	17	27	44	19-0	20	11	4	7	49	44		93	
LOUISVILLE	28-62	.452	7-17	.412	13-22	.591	11	21	32	13-0	9	12	6	8	40	36		76	
Duke	29-60	.483	9-26	.346	15-16	.938	12	32	44	11-1	16	15	5	10	42	40		82	
LOUISVILLE	23-64	.359	5-20	.250	5-7	.714	10	20	30	12-0	13	15	5	8	25	31		56	
Virginia Tech	26-59	.441	6-21	.286	10-18	.556	7	20	27	18-2	11	8	1	5	34	34		68	
LOUISVILLE	24-56	.429	12-27	.444	15-21	.714	13	31	44	15-0	19	15	4	2	34	41		75	
Virginia	24-56	.429	6-14	.429	13-19	.684	11	23	34	22-0	10	12	4	3	26	41		67	
LOUISVILLE	19-46	.413	6-15	.400	22-29	.759	5	22	27	18-0	7	8	2	3	32	34		66	
North Carolina State	26-59	.441	8-19	.421	16-26	.615	8	22	30	13-0	12	4	6	9	33	43		76	
LOUISVILLE	25-56	.446	5-18	.278	14-15	.933	9	29	38	19-0	12	15	5	3	32	37		69	
Florida State	27-61	.443	8-20	.400	12-21	.571	14	21	35	16-0	13	13	11	4	22	52		74	
LOUISVILLE	32-63	.508	10-16	.625	8-15	.533	12	26	38	12-0	15	9	10	6	41	41		82	
Virginia	31-59	.525	7-18	.389	6-7	.857	10	24	34	13-0	13	7	2	5	38	37		75	
LOUISVILLE	18-49	.367	9-21	.429	13-14	.929	7	18	25	13-0	11	8	2	5	27	31		58	
															1Q	2Q	3Q	4Q	TOT
Northern Kentucky	22-64	.344	5-28	.179	9-14	.643	12	30	42	19-1	11	14	1	5	15	15	14	14	58
LOUISVILLE	22-55	.400	6-18	.333	16-22	.727	6	32	38	16-1	11	10	6	7	16	7	22	21	66



2017-18 Louisville Men's Basketball Louisville Team Game-by-Game Comparison (as of Mar 13, 2018) All games



Opponent	1st	2nd	Score	Mar	Total FG	FG Pct	3-Pointers	3FG Pct	Free Throws	FT Pct	Rebounds	Assist	T/Over	Block	Steal	Fouls
GEORGE MASON	24/27	48/34	72-61	+11	22-48/20-52	.458/.385	8-20/8-27	.400/.296	20-29/13-21	.690/.619	36/31 +5	11/7	14/15	5/0	8/6	18/20
OMAHA	40/25	47/53	87-78	+9	32-69/31-86	.464/.360	4-16/9-27	.250/.333	19-22/7-10	.864/.700	53/41 +12	14/14	17/10	15/4	6/12	13/17
SOUTHERN ILLINOIS	29/18	55/24	84-42	+42	31-69/17-64	.449/.266	8-26/3-21	.308/.143	14-15/5-9	.933/.556	49/40 +9	17/11	8/16	9/4	8/4	9/16
ST. FRANCIS	46/35	38/37	84-72	+12	31-64/25-55	.484/.455	9-25/10-21	.360/.476	13-17/12-17	.765/.706	33/35 (2)	16/11	9/19	7/1	5/2	13/17
Purdue	22/23	35/43	57-66	(9)	20-63/19-57	.317/.333	6-18/5-23	.333/.217	11-14/23-32	.786/.719	41/39 +2	10/9	14/11	1/5	6/5	23/16
SETON HALL	37/38	40/41	77-79	(2)	28-57/31-68	.491/.456	7-23/6-21	.304/.286	14-19/11-19	.737/.579	36/35 +1	8/10	16/12	7/1	7/11	16/17
SIENA	39/36	47/24	86-60	+26	32-64/19-61	.500/.311	7-19/8-16	.368/.500	15-19/14-21	.789/.667	43/39 +4	11/6	16/21	15/1	11/8	19/16
INDIANA	35/36	36/26	71-62	+9	26-61/22-55	.426/.400	9-26/5-23	.346/.217	10-14/13-19	.714/.684	37/37 -	13/9	12/15	5/4	8/5	16/17
BRYANT	51/35	51/24	102-59	+43	39-70/20-58	.557/.345	10-26/4-19	.385/.211	14-19/15-19	.737/.789	46/29 +17	21/6	6/13	7/0	10/2	17/18
MEMPHIS	38/38	43/34	81-72	+9	28-61/27-60	.459/.450	14-26/4-11	.538/.364	11-12/14-18	.917/.778	34/35 (1)	16/10	11/12	14/5	8/6	20/13
ALBANY	38/31	32/37	70-68	+2	24-57/27-74	.421/.365	9-21/6-20	.429/.300	13-21/8-12	.619/.667	37/52 (15)	11/9	7/10	10/2	4/2	19/19
GRAND CANYON	31/25	43/31	74-56	+18	26-59/22-55	.441/.400	4-19/6-19	.211/.316	18-27/6-12	.667/.500	41/35 +6	14/13	12/19	6/3	10/7	15/20
Kentucky	27/41	34/49	61-90	(29)	24-69/30-62	.348/.484	3-25/6-13	.120/.462	10-13/24-30	.769/.800	37/44 (7)	10/13	11/11	5/5	3/5	25/19
PITTSBURGH	41/23	36/28	77-51	+26	28-56/17-49	.500/.347	5-17/6-25	.294/.240	16-26/11-18	.615/.611	42/29 +13	11/8	10/15	4/2	10/6	21/22
Clemson	23/23	32/32	69-74	(5)	28-62/25-68	.452/.368	4-14/7-24	.286/.292	9-12/17-20	.750/.850	45/36 +9	12/10	21/11	5/7	6/15	17/14
Florida State	32/45	41/24	73-69	+4	27-64/26-65	.422/.400	8-24/8-24	.333/.333	11-15/9-13	.733/.692	34/45 (11)	16/11	8/14	8/4	5/4	14/15
VIRGINIA TECH	44/40	50/46	94-86	+8	31-59/30-61	.525/.492	13-23/8-22	.565/.364	19-26/18-22	.731/.818	34/30 +4	17/11	16/19	7/0	11/7	17/18
Notre Dame	30/28	32/34	82-78	+4	30-61/30-79	.492/.380	7-20/11-38	.350/.289	15-17/7-11	.882/.636	34/48 (14)	14/17	16/18	4/3	6/9	12/15
BOSTON COLLEGE	31/29	46/40	77-69	+8	23-57/23-65	.404/.354	8-23/8-29	.348/.276	23-31/15-19	.742/.789	42/40 +2	12/10	13/16	4/1	10/7	17/21
Miami	38/37	31/32	75-78	(3)	27-65/24-65	.415/.369	5-22/6-22	.227/.273	16-25/22-31	.640/.710	38/49 (11)	8/13	11/14	10/7	9/8	22/19
WAKE FOREST	42/33	54/44	96-77	+19	36-71/29-61	.507/.475	10-25/7-18	.400/.389	14-17/12-16	.824/.750	32/39 (7)	20/12	7/20	5/2	12/4	13/17
Virginia	26/32	38/42	64-74	(10)	25-50/29-54	.500/.537	8-18/9-16	.444/.563	6-6/7-9	1000/.778	26/25 +1	11/13	13/7	1/0	2/6	11/9
FLORIDA STATE	38/39	38/41	76-80	(4)	25-59/27-60	.424/.450	9-21/5-13	.429/.385	17-26/21-31	.654/.677	34/43 (9)	12/11	12/13	6/5	6/6	22/21
SYRACUSE	33/39	40/39	73-78	(5)	24-52/25-53	.462/.472	5-21/6-13	.238/.462	20-26/22-29	.769/.759	31/32 (1)	17/9	11/8	1/0	3/4	20/19
GEORGIA TECH	34/16	43/38	77-54	+23	27-54/20-55	.500/.364	12-20/7-13	.600/.538	11-19/7-10	.579/.700	32/36 (4)	18/10	10/20	5/3	15/6	13/16
Pitt	46/20	48/40	94-60	+34	34-54/20-58	.630/.345	10-19/7-30	.526/.233	16-21/13-19	.762/.684	37/28 +9	23/11	8/13	4/3	7/1	19/14
NORTH CAROLINA	40/49	36/44	76-93	(17)	28-62/36-74	.452/.486	7-17/12-27	.412/.444	13-22/9-10	.591/.900	32/44 (12)	9/20	12/11	6/4	8/7	13/19
Duke	25/42	31/40	56-82	(26)	23-64/29-60	.359/.483	5-20/9-26	.250/.346	5-7/15-16	.714/.938	30/44 (14)	13/16	15/15	5/5	8/10	12/11
Virginia Tech	34/34	41/34	75-68	+7	24-56/26-59	.429/.441	12-27/6-21	.444/.286	15-21/10-18	.714/.556	44/27 +7	19/11	15/8	4/1	2/5	15/18
VIRGINIA	32/26	34/41	66-67	(1)	19-46/24-56	.413/.429	6-15/6-14	.400/.429	22-29/13-19	.759/.684	27/34 (7)	7/10	8/12	2/4	3/3	18/22
NC State	32/33	37/43	69-76	(7)	25-56/26-59	.446/.441	5-18/8-19	.278/.421	14-15/16-26	.933/.615	38/30 +8	12/12	15/4	5/6	3/9	19/13
Florida State	41/22	41/52	82-74	+8	32-63/27-61	.508/.443	10-16/8-20	.625/.400	8-15/12-21	.533/.571	38/35 +3	15/13	9/13	10/11	6/4	12/16
Virginia	27/38	31/37	58-75	(17)	18-49/31-59	.367/.525	9-21/7-18	.429/.389	13-14/6-7	.929/.857	25/34 (9)	11/13	8/7	2/2	5/5	13/13
NORTHERN KENTUCKY	23/30	43/28	66-58	+8	22-55/22-64	.400/.344	6-18/5-28	.333/.179	16-22/9-14	.727/.643	38/42 (4)	11/11	10/14	6/1	7/5	16/19

Note: Game totals are displayed in the format TEAM/OPPONENT for each category



**2017-18 Louisville Men's Basketball
Louisville Combined Team Statistics (as of Mar 08, 2018)
ACC Tournament**



RECORD:	OVERALL	HOME	AWAY	NEUTRAL
ALL GAMES	1-1	0-0	0-0	1-1
CONFERENCE	0-0	0-0	0-0	0-0
NON-CONFERENCE	1-1	0-0	0-0	1-1

#	Player	gp-gs	min	avg	Total			3-Point		F-Throw		Rebounds					pts	avg				
					fg-fga	fg%	3fg-fga	3fg%	ft-fa	ft%	off	def	tot	avg	pf	dq			a	to	blk	stl
13	SPALDING, Ray	2-2	64	32.0	13-24	.542	1-1	1.000	7-8	.875	7	3	10	5.0	4	0	4	1	2	3	34	17.0
22	ADEL, Deng	2-2	76	38.0	9-22	.409	5-10	.500	5-6	.833	0	12	12	6.0	3	0	3	3	0	1	28	14.0
04	SNIDER, Quentin	2-2	70	35.0	8-21	.381	4-11	.364	2-3	.667	2	5	7	3.5	3	0	9	2	0	0	22	11.0
00	KING, V.J.	2-2	46	23.0	5-11	.455	3-5	.600	2-2	1.000	0	4	4	2.0	1	0	2	1	0	1	15	7.5
24	SUTTON, Dwayne	2-0	37	18.5	6-11	.545	2-3	.667	1-2	.500	4	5	9	4.5	1	0	2	2	3	2	15	7.5
33	NWORA, Jordan	1-0	11	11.0	2-3	.667	1-1	1.000	0-0	.000	0	1	1	1.0	3	0	0	0	0	2	5	5.0
14	MAHMOUD, Anas	2-2	49	24.5	3-10	.300	0-0	.000	4-8	.500	2	8	10	5.0	5	0	5	1	7	1	10	5.0
02	PERRY, Darius	2-0	32	16.0	3-8	.375	2-4	.500	0-0	.000	0	2	2	1.0	3	0	1	6	0	1	8	4.0
30	McMAHON, Ryan	2-0	15	7.5	1-2	.500	1-2	.500	0-0	.000	0	0	0	0.0	2	0	0	0	0	0	3	1.5
05	WILLIAMS, Malik	1-0	0	0.0	0-0	.000	0-0	.000	0-0	.000	0	0	0	0.0	0	0	0	0	0	0	0	0.0
Team											4	4	8				1					
Total.....		2	400		50-112	.446	19-37	.514	21-29	.724	19	44	63	31.5	25	0	26	17	12	11	140	70.0
Opponents.....		2	400		58-120	.483	15-38	.395	18-28	.643	24	45	69	34.5	29	-	26	20	13	9	149	74.5

TEAM STATISTICS	LOU	OPP	Date	Opponent	Score	Att.
SCORING	140	149	3/7/18	vs Florida State	w 82-74	17732
Points per game	70.0	74.5	3/8/18	vs Virginia	L 58-75	17732
Scoring margin	-4.5	-				
FIELD GOALS-ATT	50-112	58-120				
Field goal pct	.446	.483				
3 POINT FG-ATT	19-37	15-38				
3-point FG pct	.514	.395				
3-pt FG made per game	9.5	7.5				
FREE THROWS-ATT	21-29	18-28				
Free throw pct	.724	.643				
F-Throws made per game	10.5	9.0				
REBOUNDS	63	69				
Rebounds per game	31.5	34.5				
Rebounding margin	-3.0	-				
ASSISTS	26	26				
Assists per game	13.0	13.0				
TURNOVERS	17	20				
Turnovers per game	8.5	10.0				
Turnover margin	+1.5	-				
Assist/turnover ratio	1.5	1.3				
STEALS	11	9				
Steals per game	5.5	4.5				
BLOCKS	12	13				
Blocks per game	6.0	6.5				
ATTENDANCE	0	35464				
Home games-Avg/Game	0-0	0-0				
Neutral site-Avg/Game	-	2-17732				

* - Conference game

Score by Periods	1st	2nd	Totals
Louisville	68	72	140
Opponents	60	89	149



2017-18 Louisville Men's Basketball
Louisville Points-Rebounds-Assists (as of Mar 13, 2018)
All games



Opponent	Date	Score	00		01		02		03		04		05		12	
			KING,VJ	THOMAS,LAN	PERRY,DARI	GRIFFIN,JO	SNIDER,QUE	WILLIAMS,M	REDDING,JA							
GEORGE MASON	11/12/17	72-61	w	5-1-0	DNP	17-2-3	DNP	10-6-3	2-1-0	DNP						
OMAHA	11/17/17	87-78	w	8-5-0	DNP	9-1-1	DNP	7-2-4	8-4-2	DNP						
SOUTHERN ILLINOIS	11/21/17	84-42	w	4-8-1	5-3-0	10-1-7	DNP	5-2-3	2-3-0	6-0-0						
ST. FRANCIS	11/24/17	84-72	w	10-2-0	0-1-0	2-1-2	DNP	11-2-6	DNP	DNP						
at Purdue	11/28/17	57-66	L	17-6-0	0-0-0	0-1-1	DNP	3-5-6	0-2-0	DNP						
SETON HALL	12/3/17	77-79	L	14-5-1	DNP	4-1-1	DNP	15-7-2	3-3-0	DNP						
SIENA	12/6/17	86-60	w	7-2-0	2-0-0	7-0-1	0-0-0	16-2-2	5-4-0	2-0-0						
INDIANA	12/9/17	71-62	w	7-2-0	DNP	0-2-2	DNP	13-2-5	9-4-0	DNP						
BRYANT	12/11/17	102-59	w	7-4-3	10-7-0	2-1-4	0-0-1	17-4-2	4-6-0	5-0-0						
vs MEMPHIS	12/16/17	81-72	w	17-3-3	DNP	2-1-0	DNP	19-3-5	0-1-0	DNP						
ALBANY	12/20/17	70-68	w	6-7-2	DNP	1-0-1	DNP	19-1-4	0-4-0	DNP						
GRAND CANYON	12/23/17	74-56	w	7-3-1	DNP	3-1-1	DNP	12-3-5	0-0-0	DNP						
at Kentucky	12/29/17	61-90	L	12-4-0	0-0-0	0-0-0	DNP	7-3-4	8-5-0	DNP						
PITTSBURGH	1/2/18	77-51	w	5-3-0	3-2-0	0-2-0	0-0-0	19-3-4	8-5-0	DNP						
at Clemson	1/6/18	69-74	L	9-3-1	DNP	0-1-0	DNP	13-4-5	0-2-0	DNP						
at Florida State	1/10/18	73-69	w	7-5-0	DNP	0-1-1	DNP	9-2-6	5-3-0	DNP						
VIRGINIA TECH	1/13/18	94-86	w	16-2-1	DNP	3-1-1	DNP	19-2-3	3-1-2	DNP						
at Notre Dame	1/16/18	82-78	w	2-3-0	DNP	0-1-2	DNP	22-3-7	2-3-0	DNP						
BOSTON COLLEGE	1/21/18	77-69	w	15-2-2	0-0-0	0-0-0	DNP	7-4-3	10-5-0	DNP						
at Miami	1/24/18	75-78	L	4-2-0	DNP	0-1-0	DNP	18-3-3	7-3-0	DNP						
WAKE FOREST	1/27/18	96-77	w	15-2-4	0-1-0	9-3-2	0-0-0	15-2-3	4-5-0	0-0-0						
at Virginia	1/31/18	64-74	L	10-3-1	DNP	0-2-1	DNP	5-1-2	0-0-0	DNP						
FLORIDA STATE	2/3/18	76-80	L	10-6-0	DNP	3-0-0	DNP	15-2-7	7-2-0	DNP						
SYRACUSE	2/5/18	73-78	L	7-1-1	DNP	3-2-4	DNP	3-1-0	9-2-1	DNP						
GEORGIA TECH	2/8/18	77-54	w	5-2-2	0-0-0	7-2-1	0-0-0	4-2-7	11-3-0	0-0-0						
at Pitt	2/11/18	94-60	w	14-1-1	6-1-0	7-3-7	0-0-1	11-0-5	14-4-0	0-0-0						
NORTH CAROLINA	2/17/18	76-93	L	5-5-0	DNP	3-0-0	DNP	12-2-1	2-0-0	DNP						
at Duke	2/21/18	56-82	L	10-2-1	DNP	3-0-2	DNP	6-4-4	0-0-0	DNP						
at Virginia Tech	2/24/18	75-68	w	2-3-0	DNP	8-0-3	DNP	22-6-6	0-0-0	DNP						
VIRGINIA	3/1/18	66-67	L	8-2-0	DNP	2-2-0	DNP	13-0-0	0-0-0	DNP						
at NC State	3/3/18	69-76	L	7-3-0	DNP	5-3-0	DNP	12-1-6	0-1-0	DNP						
vs Florida State	3/7/18	82-74	w	4-2-1	DNP	8-2-1	DNP	19-5-6	0-0-0	DNP						
vs Virginia	3/8/18	58-75	L	11-2-1	DNP	0-0-0	DNP	3-2-3	DNP	DNP						
NORTHERN KENTUCKY	3/13/18	66-58	w	4-5-3	DNP	8-1-1	DNP	9-2-3	0-1-0	DNP						

Opponent	Date	Score	13		14		22		24		30		33		
			SPALDING,R	MAHMOUD,AN	ADEL,DENG	SUTTON,DWA	MCMAHON,RY	NWORA,JORD							
GEORGE MASON	11/12/17	72-61	w	2-7-1	6-9-1	20-4-3	0-0-0	DNP	10-3-0						
OMAHA	11/17/17	87-78	w	19-11-2	10-8-1	21-8-4	3-10-0	DNP	2-3-0						
SOUTHERN ILLINOIS	11/21/17	84-42	w	8-6-1	2-5-2	16-7-1	8-6-1	DNP	18-8-1						
ST. FRANCIS	11/24/17	84-72	w	19-13-1	12-9-2	13-3-4	7-2-1	DNP	10-0-0						
at Purdue	11/28/17	57-66	L	8-9-0	11-8-1	13-4-2	2-1-0	DNP	3-4-0						
SETON HALL	12/3/17	77-79	L	2-8-1	0-1-0	20-5-2	9-3-1	DNP	10-2-0						
SIENA	12/6/17	86-60	w	10-10-2	17-13-1	9-2-5	0-6-0	DNP	11-4-0						
INDIANA	12/9/17	71-62	w	10-14-2	10-7-0	16-1-1	2-3-0	4-1-3	0-0-0						
BRYANT	12/11/17	102-59	w	11-9-3	17-9-1	17-0-4	8-4-0	2-0-2	2-2-1						
vs MEMPHIS	12/16/17	81-72	w	12-9-1	4-2-1	15-3-3	6-2-1	6-2-2	0-3-0						
ALBANY	12/20/17	70-68	w	7-3-0	9-7-1	13-3-1	0-9-0	15-1-1	0-1-1						
GRAND CANYON	12/23/17	74-56	w	21-16-1	7-5-2	14-1-2	7-5-0	3-4-2	0-0-0						
at Kentucky	12/29/17	61-90	L	12-11-1	4-4-0	13-4-3	0-0-0	2-1-2	3-0-0						
PITTSBURGH	1/2/18	77-51	w	10-3-2	7-5-1	12-6-2	3-8-1	10-0-0	0-4-1						
at Clemson	1/6/18	69-74	L	16-14-1	6-3-1	14-11-2	5-3-1	6-1-1	DNP						
at Florida State	1/10/18	73-69	w	15-6-1	8-6-2	16-6-5	2-2-0	11-2-1	DNP						
VIRGINIA TECH	1/13/18	94-86	w	6-5-1	6-5-1	27-11-3	4-4-2	10-3-3	DNP						
at Notre Dame	1/16/18	82-78	w	23-12-2	4-6-0	14-4-2	0-0-0	9-0-1	6-1-0						
BOSTON COLLEGE	1/21/18	77-69	w	5-11-1	0-1-0	18-10-5	2-3-0	5-1-0	15-5-1						
at Miami	1/24/18	75-78	L	9-13-1	15-5-2	13-5-0	2-3-0	5-0-2	2-0-0						
WAKE FOREST	1/27/18	96-77	w	6-5-1	9-4-1	14-4-4	13-3-0	9-0-2	2-3-3						
at Virginia	1/31/18	64-74	L	16-7-1	4-3-2	15-5-2	5-1-1	9-2-1	DNP						
FLORIDA STATE	2/3/18	76-80	L	13-9-2	6-4-2	19-8-1	0-2-0	3-1-0	DNP						
SYRACUSE	2/5/18	73-78	L	18-9-3	10-6-3	10-8-5	0-2-0	6-0-0	7-0-0						
GEORGIA TECH	2/8/18	77-54	w	11-4-0	12-7-1	DNP	5-3-2	6-5-5	16-4-0						
at Pitt	2/11/18	94-60	w	8-6-1	14-5-0	DNP	2-6-1	5-1-5	13-6-2						
NORTH CAROLINA	2/17/18	76-93	L	18-12-1	3-2-0	20-4-6	6-4-0	7-1-1	0-0-0						
at Duke	2/21/18	56-82	L	17-10-1	2-4-1	10-5-1	5-4-1	3-1-2	0-0-0						
at Virginia Tech	2/24/18	75-68	w	12-7-0	4-5-0	10-9-8	17-11-2	0-0-0	DNP						
VIRGINIA	3/1/18	66-67	L	16-9-1	2-2-1	18-6-4	2-4-1	5-1-0	0-0-0						
at NC State	3/3/18	69-76	L	12-6-0	6-6-0	20-7-3	2-7-2	5-0-1	DNP						
vs Florida State	3/7/18	82-74	w	18-4-1	5-6-3	15-8-2	10-6-1	3-0-0	DNP						
vs Virginia	3/8/18	58-75	L	16-6-3	5-4-2	13-4-1	5-3-1	0-0-0	5-1-0						
NORTHERN KENTUCKY	3/13/18	66-58	w	7-13-2	2-2-0	20-4-0	6-6-0	10-0-2	0-2-0						



**2017-18 Louisville Men's Basketball
Louisville Game-by-Game Highs (as of Feb 11, 2018)
All games**



Opponent	Date	Score	Points	Rebounds	Assists	Steals	Blocked shots
GEORGE MASON	11/12/17	72-61	20-ADEL, Deng	9-MAHMOUD, Anas	3-SNIDER, Quentin PERRY, Darius ADEL, Deng	3-SPALDING, Ray	2-ADEL, Deng MAHMOUD, Anas
OMAHA	11/17/17	87-78	21-ADEL, Deng	11-SPALDING, Ray	4-ADEL, Deng SNIDER, Quentin	2-PERRY, Darius SPALDING, Ray	8-MAHMOUD, Anas
SOUTHERN ILLINOIS	11/21/17	84-42	18-NWORA, Jordan	8-KING, V.J. NWORA, Jordan	7-PERRY, Darius	4-ADEL, Deng	3-MAHMOUD, Anas
ST. FRANCIS	11/24/17	84-72	19-SPALDING, Ray	13-SPALDING, Ray	6-SNIDER, Quentin	2-MAHMOUD, Anas	5-SPALDING, Ray
at Purdue	11/28/17	57-66	17-KING, V.J.	9-SPALDING, Ray	6-SNIDER, Quentin	3-SPALDING, Ray	1-MAHMOUD, Anas
SETON HALL	12/3/17	77-79	20-ADEL, Deng	8-SPALDING, Ray	2-SNIDER, Quentin ADEL, Deng	2-MAHMOUD, Anas	5-MAHMOUD, Anas
SIENA	12/6/17	86-60	17-MAHMOUD, Anas	13-MAHMOUD, Anas	5-ADEL, Deng	4-SPALDING, Ray	9-MAHMOUD, Anas
INDIANA	12/9/17	71-62	16-ADEL, Deng	14-SPALDING, Ray	5-SNIDER, Quentin	3-KING, V.J.	5-SPALDING, Ray
BRYANT	12/11/17	102-59	17-MAHMOUD, Anas ADEL, Deng SNIDER, Quentin	9-MAHMOUD, Anas SPALDING, Ray	4-ADEL, Deng PERRY, Darius	3-SPALDING, Ray	3-MAHMOUD, Anas
vs MEMPHIS	12/16/17	81-72	19-SNIDER, Quentin	9-SPALDING, Ray	5-SNIDER, Quentin	2-PERRY, Darius MAHMOUD, Anas	7-MAHMOUD, Anas
ALBANY	12/20/17	70-68	19-SNIDER, Quentin	9-SUTTON, Dwayne	4-SNIDER, Quentin	2-MAHMOUD, Anas	9-MAHMOUD, Anas
GRAND CANYON	12/23/17	74-56	21-SPALDING, Ray	16-SPALDING, Ray	5-SNIDER, Quentin	3-McMAHON, Ryan SPALDING, Ray	3-MAHMOUD, Anas
at Kentucky	12/29/17	61-90	13-ADEL, Deng	11-SPALDING, Ray	4-SNIDER, Quentin	1-MAHMOUD, Anas SPALDING, Ray THOMAS, Lance	1-WILLIAMS, Malik SPALDING, Ray MAHMOUD, Anas ADEL, Deng THOMAS, Lance
PITTSBURGH	1/2/18	77-51	19-SNIDER, Quentin	8-SUTTON, Dwayne	4-SNIDER, Quentin	2-McMAHON, Ryan SPALDING, Ray	2-MAHMOUD, Anas
at Clemson	1/6/18	69-74	16-SPALDING, Ray	14-SPALDING, Ray	5-SNIDER, Quentin	2-SNIDER, Quentin SUTTON, Dwayne	2-SPALDING, Ray SUTTON, Dwayne
at Florida State	1/10/18	73-69	16-ADEL, Deng	6-ADEL, Deng MAHMOUD, Anas SPALDING, Ray	6-SNIDER, Quentin	2-SPALDING, Ray	4-MAHMOUD, Anas
VIRGINIA TECH	1/13/18	94-86	27-ADEL, Deng	11-ADEL, Deng	3-SNIDER, Quentin McMAHON, Ryan ADEL, Deng	3-SUTTON, Dwayne	4-SPALDING, Ray
at Notre Dame	1/16/18	82-78	23-SPALDING, Ray	12-SPALDING, Ray	7-SNIDER, Quentin	2-NWORA, Jordan SPALDING, Ray	4-MAHMOUD, Anas
BOSTON COLLEGE	1/21/18	77-69	18-ADEL, Deng	11-SPALDING, Ray	5-ADEL, Deng	2-SUTTON, Dwayne MAHMOUD, Anas	3-MAHMOUD, Anas
at Miami	1/24/18	75-78	18-SNIDER, Quentin	13-SPALDING, Ray	3-SNIDER, Quentin	2-WILLIAMS, Malik McMAHON, Ryan SPALDING, Ray	5-SPALDING, Ray
WAKE FOREST	1/27/18	96-77	15-KING, V.J. SNIDER, Quentin	5-SPALDING, Ray WILLIAMS, Malik	4-ADEL, Deng KING, V.J.	3-PERRY, Darius	2-MAHMOUD, Anas SPALDING, Ray
at Virginia	1/31/18	64-74	16-SPALDING, Ray	7-SPALDING, Ray	2-MAHMOUD, Anas ADEL, Deng SNIDER, Quentin	1-SPALDING, Ray SUTTON, Dwayne	1-MAHMOUD, Anas
FLORIDA STATE	2/3/18	76-80	19-ADEL, Deng	9-SPALDING, Ray	7-SNIDER, Quentin	3-SPALDING, Ray	3-WILLIAMS, Malik
SYRACUSE	2/5/18	73-78	18-SPALDING, Ray	9-SPALDING, Ray	5-ADEL, Deng	1-MAHMOUD, Anas SPALDING, Ray WILLIAMS, Malik	1-MAHMOUD, Anas
GEORGIA TECH	2/8/18	77-54	16-NWORA, Jordan	7-MAHMOUD, Anas	7-SNIDER, Quentin	4-McMAHON, Ryan NWORA, Jordan	2-MAHMOUD, Anas



2017-18 Louisville Men's Basketball
Louisville Game-by-Game Highs (as of Mar 13, 2018)
All games

Opponent	Date	Score	Points	Rebounds	Assists	Steals	Blocked shots
at Pitt	2/11/18	94-60	14-WILLIAMS, Malik MAHMOUD, Anas KING, V.J.	6-SUTTON, Dwayne NWOR, Jordan SPALDING, Ray	7-PERRY, Darius	2-PERRY, Darius SPALDING, Ray	2-MAHMOUD, Anas SUTTON, Dwayne
NORTH CAROLINA	2/17/18	76-93	20-ADEL, Deng	12-SPALDING, Ray	6-ADEL, Deng	2-SUTTON, Dwayne ADEL, Deng SPALDING, Ray	3-MAHMOUD, Anas
at Duke	2/21/18	56-82	17-SPALDING, Ray	10-SPALDING, Ray	4-SNIDER, Quentin	2-SUTTON, Dwayne	2-MAHMOUD, Anas
at Virginia Tech	2/24/18	75-68	22-SNIDER, Quentin	11-SUTTON, Dwayne	8-ADEL, Deng	1-ADEL, Deng	2-MAHMOUD, Anas
VIRGINIA	3/1/18	66-67	18-ADEL, Deng	9-SPALDING, Ray	4-ADEL, Deng	1-SUTTON, Dwayne McMAHON, Ryan SPALDING, Ray	2-SPALDING, Ray
at NC State	3/3/18	69-76	20-ADEL, Deng	7-SUTTON, Dwayne ADEL, Deng	6-SNIDER, Quentin	2-MAHMOUD, Anas	5-MAHMOUD, Anas
vs Florida State	3/7/18	82-74	19-SNIDER, Quentin	8-ADEL, Deng	6-SNIDER, Quentin	1-KING, V.J. MAHMOUD, Anas ADEL, Deng SUTTON, Dwayne PERRY, Darius SPALDING, Ray	5-MAHMOUD, Anas
vs Virginia	3/8/18	58-75	16-SPALDING, Ray	6-SPALDING, Ray	3-SNIDER, Quentin SPALDING, Ray	2-SPALDING, Ray NWOR, Jordan	2-MAHMOUD, Anas
NORTHERN KENTUCKY	3/13/18	66-58	20-ADEL, Deng	13-SPALDING, Ray	3-KING, V.J. SNIDER, Quentin	3-SPALDING, Ray	4-SPALDING, Ray

Specialty Stats Game-by-Game (UL/Opp)

Opponent	Date	Paint	Off TO	2nd Chnc	Fast Brk	Bench	Opponent	Date	Paint	Off TO	2nd Chnc	Fast Brk	Bench
George Mason	11/7/17	24/16	18/8	9/7	11/2	29/0	Notre Dame	1/16/18	28/36	21/20	15/21	2/6	19/15
Omaha	11/12/17	50/42	16/27	14/17	10/10	24/17	Boston College	1/21/18	28/26	19/16	8/10	10/0	22/2
Southern Illinois	11/21/17	40/24	19/5	8/10	16/0	49/10	Miami	1/24/18	38/34	16/8	13/18	4/6	24/11
St. Francis	11/24/17	40/20	17/6	14/11	2/2	19/20	Wake Forest	1/27/18	42/34	28/8	3/21	19/4	42/15
at Purdue	11/28/17	22/22	16/14	10/13	6/4	5/11	Virginia	1/31/18	22/22	6/22	6/0	2/4	18/22
Seton Hall	12/3/17	26/40	17/16	7/8	8/8	26/3	Florida State	2/3/18	24/34	11/13	12/13	3/6	12/19
Siena	12/6/17	44/20	21/19	9/21	15/0	27/43	Syracuse	2/5/18	34/30	9/20	15/12	4/2	34/2
Indiana	12/9/17	30/32	17/9	13/18	7/0	15/16	Georgia Tech	2/8/18	28/22	21/3	8/6	4/4	38/8
Bryant	12/11/17	50/26	17/4	20/14	6/0	33/10	Pittsburgh	2/11/18	44/22	19/9	8/5	15/0	40/34
vs. Memphis	12/16/17	24/34	13/13	6/14	8/8	14/15	North Carolina	2/17/18	38/42	8/9	6/22	5/0	35/9
Albany	12/20/17	24/34	7/8	0/13	7/2	16/13	Duke	2/21/18	32/30	15/11	15/15	8/6	11/14
Grand Canyon	12/23/17	34/24	21/15	13/7	2/4	13/6	Virginia Tech	2/24/18	16/38	3/18	10/9	2/7	12/24
at Kentucky	12/28/17	30/42	15/16	15/12	4/10	13/35	Virginia	3/1/18	18/26	13/16	4/12	2/2	9/16
Pittsburgh	1/2/18	44/18	14/5	10/4	8/0	23/12	NC State	3/3/18	28/30	7/16	11/4	8/4	12/41
at Clemson	1/6/18	38/30	13/12	9/10	4/4	17/6	Florida State	3/7/18	26/38	19/10	15/15	6/4	21/40
at Florida State	1/10/18	28/34	16/11	11/20	8/8	21/21	Virginia	3/8/18	16/42	9/5	7/16	2/5	10/22
Virginia Tech	1/13/18	28/40	20/16	15/16	8/2	23/8	Northern Kentucky	3/13/18	26/34	12/6	4/9	10/4	25/9

2017-18 Louisville Men's Basketball Miscellaneous Statistics

Louisville's Record When the Cardinals ...

Lead at halftime	16-2
Trail at halftime	3-10
Are tied at halftime	2-1
Shoot better from the field than opponent	20-4
Shoot worse from the field than opponent	1-9
Shoot 50 percent or better from the field	8-1
Shoot below 50 percent from the field	13-12
Opp. shoots 50 pct. or better from the field	0-2
Opp. shoots below 50 pct. from the field	21-11
Make 7 or fewer three-point goals	6-10
Make more than 7 three-point goals	15-3
Attempt 20 or fewer three-point goals	10-8
Attempt more than 20 three-point goals	11-5
Shoot more free throws than their opp.	15-3
Opponent shoots more free throws	4-9
Outrebound their opponent	13-5
Are outrebounded by their opponent	8-8
Bench outscores the opponent bench	14-5
Opponent bench outscores their bench	6-8
Commit fewer turnovers than their opp.	19-4
Commit more turnovers than their opp.	2-8
Commit same number of turnover as opp.	0-1
Commit 15 or fewer turnovers	17-11
Commit more than 15 turnovers	4-2
Lead with 5:00 Remaining	16-1
Trail with 5:00 Remaining	3-12
Tied with 5:00 Remaining	2-0
1-3 point margins	1-3
4-5 point margins	2-3
6-10 point margins	8-3
11-19 point margins	4-2
20 or more point margins	6-2
Overtime games	1-2
Vs. Top 25 teams	1-7
Home games	15-5
Away games	4-7
Neutral games	2-1
Score 59 or fewer points	0-3
Score 60-69 points	1-5
Score 70-79 points	9-5
Score 80-89 points	8-0
Score 90 or more points	3-0
Allow 59 or fewer points	6-0
Allow 60-69 points	8-2
Allow 70-79 points	6-7
Allow 80 or more points	1-4

Double-Doubles

Spalding	10	Adel	3
Mahmoud	1	Sutton	1

Points Off Turnovers

Louisville	513	Opponents	404
------------------	-----	-----------------	-----

Bench Scoring

Louisville	751 (22.1)	Opp	549 (16.1)
------------------	------------	-----------	------------

Rebounding Advantage

Louisville	17	Opponents	16
------------------	----	-----------------	----

Attendance

Home	347,659	(17,383 avg.)
Away	130,142	(11,831 avg.)
Neutral	41,989	(13,996 avg.)
Total	519,790	(15,288 avg.)

Double-Figure

Scoring Games

Adel	31
Spalding	23
Snider	22
King	13
Mahmoud	10
Nwora	8
McMahon	5
Sutton	3
Williams	3
Perry	2
Thomas	1

Games Leading

UofL in Scoring

Adel	14
Snider	8
Spalding	8
King	3
Mahmoud	3
Nwora	2
Williams	1

Games Leading

UofL in Rebounding

Spalding	24
Mahmoud	5
Sutton	5
Adel	4
Nwora	2
King	1
Williams	1

Games Leading

UofL in Assists

Snider	24
Adel	13
Perry	4
King	2
Mahmoud	1
McMahon	1

Scored Louisville's First Points

<i>Who</i>	
King	11
Spalding	9
Adel	5
Snider	4
Mahmoud	3
Williams	2
<i>How</i>	
Jumper	15
Layup	9
3-pointer	6
Dunk	2
Free Throw	2

Dunks 96

Spalding	37
Mahmoud	19
Adel	11
King	9
Sutton	7
Nwora	5
Perry	4
Williams	3
Thomas	1

Jump Balls Controlled

Louisville	17	(Spalding 16, Mahmood)
Opponents	17	

Starting Lineups

W-L	Forward	Forward	Center	Guard	Guard
10-7	Adel	Spalding	Mahmoud	Snider	King
7-4	Adel	Spalding	Williams	Snider	King
2-1	King	Spalding	Mahmoud	Snider	Perry
1-0	Adel	Spalding	Sutton	Snider	King
1-0	Adel	Sutton	Mahmoud	Snider	King
0-1	Adel	Williams	Mahmoud	Snider	King

Scoring Summary

	1st Half	2nd Half	OT	Total
Louisville	1169	1372	40	2581
Opponents	1086	1256	44	2386

Leads and Deficits

UL's Biggest Halftime Lead	26 vs. Pittsburgh (2/11)
UL's Biggest Halftime Lead Blown	7 (38-31) vs. Albany (12/20)
UL's Biggest Halftime Deficit	
Overcome	13 (32-45) vs. Florida State (1/10)
UL's Biggest 2nd Half Lead	48 (84-36) vs. Southern Illinois (11/21)
UL's Biggest 2nd Half Lead Blown	13 (46-33) vs. Virginia (3/1)
UL's Biggest 2nd Half Deficit	32 (76-44) vs. Kentucky (12/29)
UL's Biggest 2nd Half Deficit	
Overcome	14 (34-48) vs. Florida State (1/10)
UL's Biggest Overall Lead	48 (84-36) vs. Southern Illinois (11/21)
UL's Biggest Lead Blown	13 twice
	<i>latest:</i> (46-33) vs. Virginia (3/1)
UL's Biggest Overall Deficit	32 (76-44) vs. Kentucky (12/29)
UL's Biggest Deficit Overcome	17 (28-45) vs. Florida State (1/10)

Home, Road and Half Statistics

Halftime Leads	UL 17, Opp 14, Tied 3
FG% in KFC Yum! Center	466 (554-1189)
FG% Away from Home	436 (365-837)
3 Pt FG% in KFC Yum! Center	371 (156-421)
3 Pt FG% Away from Home	368 (106-288)
FT% in KFC Yum! Center	726 (324-446)
FT% Away from Home	773 (160-207)
Scoring Average	
in KFC Yum! Center	79.3 (1585 pts.)
Scoring Avg. on the Road	71.1 (996 pts.)
Opp. Scoring Average	
in KFC Yum! Center	67.5 (1350 pts.)
Opp. Scoring Average	
on the Road	74.0 (1036 pts.)
Most 1st Half Points	51 vs. Bryant (12/11)
Most 2nd Half Points	55 vs. Southern Illinois (11/21)
Fewest 1st Half Points	22 vs. Purdue (11/28)
Fewest 2nd Half Points	31 vs. Miami (1/24)
	vs. Virginia (3/8)
Largest Halftime Lead	26 vs. Pittsburgh (2/11)
Largest Halftime Deficit	17 vs. Duke (2/21)

2017-18 Louisville Men's Basketball Team Superlatives

Louisville High	Louisville Low	Statistical Category	Opponent High	Opponent Low
102 vs. Bryant (12/11)	56 vs. Duke (2/21)	Points	93 by North Carolina (2/17)	42 by Southern Illinois (11/21)
51 vs. Bryant (12/11)	22 vs. Purdue (11/28)	First Half Points	49 by North Carolina (2/17)	16 by Georgia Tech (2/8)
55 vs. Southern Illinois (11/21)	31 vs. Miami (1/24) vs. Duke (2/21)	Second Half Points	53 by Omaha (11/17)	24 four times <i>latest:</i> by Florida State (1/10)
39 vs. Bryant (12/11)	18 vs. Virginia (3/8)	Field Goals	36 by North Carolina (2/17)	17 by Southern Illinois (11/21) by Pittsburgh (1/2)
71 vs. Wake Forest (1/27)	46 vs. Virginia (3/1)	Field Goal Attempts	86 by Omaha (11/17)	49 by Pittsburgh (1/2)
.630 vs. Pittsburgh (2/11)	.317 vs. Purdue (11/28)	FG Percentage	.537 by Virginia (1/31)	.266 by Southern Illinois (11/21)
14 vs. Memphis (12/16)	3 vs. Kentucky (12/29)	3-Point Field Goals	12 by North Carolina (2/17)	3 by Southern Illinois (11/21)
27 vs. Virginia Tech (2/24)	14 vs. Clemson (1/6)	3-Point Field Goal Att.	38 by Notre Dame (1/16)	11 by Memphis (12/16)
.625 vs. Florida State (3/7)	.120 vs. Kentucky (12/29)	3-Point FG Percentage	.563 by Virginia (1/31)	.143 by Southern Illinois (11/21)
23 vs. Boston College (1/21)	5 vs. Duke (2/21)	Free Throws	24 by Kentucky (12/29)	5 by Southern Illinois (11/21)
31 vs. Boston College (1/21)	6 vs. Virginia (1/31)	Free Throw Attempts	32 by Purdue (11/28)	7 by Virginia (3/8)
100 vs. Virginia (1/31)	.533 vs. Florida State (3/7)	Free Throw Percentage	.938 by Duke (2/21)	.500 by Grand Canyon (12/23)
18 vs. Omaha (11/17)	4 vs. Pittsburgh (2/11)	Offensive Rebounds	26 by Notre Dame (1/16)	4 by Pittsburgh (1/2)
39 vs. Southern Illinois (11/21)	18 vs. Virginia (3/8)	Defensive Rebounds	33 by Florida State (2/3)	19 four times <i>latest:</i> by Pittsburgh (2/11)
53 vs. Omaha (11/17)	25 vs. Virginia (3/8)	Total Rebounds	52 by Albany (12/20)	25 by Virginia (1/31)
25 vs. Kentucky (12/29)	9 vs. Southern Illinois (11/21)	Fouls	22 by Pittsburgh (1/2)	9 by Virginia (1/31)
23 vs. Pittsburgh (2/11)	7 vs. Virginia (3/1)	Assists	20 by North Carolina (2/17)	6 by Siena (12/6), Bryant (12/11)
21 vs. Clemson (1/6)	6 vs. Bryant (12/11)	Turnovers	21 by Siena (12/6)	4 by NC State (3/3)
15 vs. Omaha (11/17) vs. Siena (12/6)	1 three times <i>latest:</i> vs. Syracuse (2/5)	Blocked Shots	11 by Florida State (3/7)	0 five times <i>latest:</i> by Syracuse (2/5)
15 vs. Georgia Tech (2/8)	2 vs. Virginia (1/31), V Tech (2.24)	Steals	15 by Clemson (1/6)	1 by Pittsburgh (2/11)

2017-18 Louisville Men's Basketball Individual Superlatives

	Louisville	Opponent
Points	27 by Deng Adel vs. Virginia Tech (1/13)	29 by Desi Rodriguez, Seton Hall (12/3)
Field Goals Made	10 by Deng Adel vs. Virginia Tech (1/13) by Ray Spalding vs. Notre Dame (1/16)	12 by Desi Rodriguez, Seton Hall (12/3)
Field Goals Attempted	18 by Ray Spalding vs. Omaha (11/17)	25 by Matt Farrell, Notre Dame (1/16)
Highest FG Pct. (min. 5 made)	.875 (7-8) by Deng Adel vs. Omaha (11/17) (7-8) by Ray Spalding vs. Syracuse (2/5)	.800 (8-10) by Chaundee Brown, Wake Forest (1/27)
3-Point Field Goals Made	7 by Quentin Snider vs. Virginia Tech (2/24)	6 by Grayson Allen, Duke (2/21)
3-Point Field Goals Attempted	14 by Quentin Snider vs. Virginia Tech (2/24)	15 by Grayson Allen, Duke (2/21)
3-Point FG Pct. (min. 3 made)	100 (3-3) by Darius Perry & Jordan Nwora vs. George Mason (11/12)	.750 (3-4) by Joe Cremo, Albany (12/20) (3-4) by Ty Jerome, Virginia (1/31)
Free Throws Made	8 three times <i>latest:</i> by V.J. King vs. Boston College (1/21)	11 by Tyus Battle, Syracuse (2/5)
Free Throws Attempted	10 by Ray Spalding vs. Pittsburgh (1/2)	11 four times <i>latest:</i> by Allerik Freeman, NC St. (3/3)
Free Throw Pct. (min. 8 made)	100 (8-8) three times <i>latest:</i> by V.J. King vs. Boston College (1/21)	100 (9-9) by Jeremiah Martin, Memphis (12/16) (11-11) by Tyus Battle, Syracuse (2/5)
Offensive Rebounds	6 by Ray Spalding (5 times) <i>latest:</i> vs. Kentucky (12/29)	11 by Martinas Gerben, Notre Dame (1/16)
Defensive Rebounds	12 by Ray Spalding vs. Northern Kentucky (3/13)	10 by Steffon Mitchell, Boston College (1/21) by Drew McDonald, Northern Kentucky (3/13)
Total Rebounds	16 by Ray Spalding vs. Grand Canyon (12/23)	17 by Martinas Gerben, Notre Dame (1/16)
Turnovers	5 by Darius Perry vs. Siena (12/6) by Ryan McMahan vs. Florida State (2/3)	7 by Ky Bowman, Boston College (1/21)
Assists	8 by Deng Adel vs. Virginia Tech (2/24)	9 by Ty Jerome, Virginia (1/31)
Blocked Shots	9 by Anas Mahmoud vs. Siena (12/6); Albany (12/20)	5 by Elijah Thomas, Clemson (1/6) by Omer Yurtseven, NC State (3/3)
Steals	4 four times <i>latest:</i> by Ryan McMahan & Jordan Nwora vs. Georgia Tech (2/8)	5 by Marcquise Reed, Clemson (1/6) by Trevon Duval, Duke (2/21)
Minutes Played (regulation game)	39 four times <i>latest:</i> by Ray Spalding vs. Virginia (3/8)	40 five times <i>latest:</i> by Jose Alvarado, Ga. Tech (2/8)
Minutes Played (overtime game)	47 by Ray Spalding vs. Notre Dame (1/16)	48 by Matt Farrell & TJ Gibbs, Notre Dame (1/16)

2017-18 Box Scores

Louisville 101, Kentucky Wesleyan 64 Oct. 30, 2017 -- KFC YUM! CENTER (Exhibition)

Louisville 101

Player	min	FG	3FG	FT	Reb	Ast	TO	BL	ST	PF	TP
Spalding	f 21	6-8	0-0	3-5	7	4	4	1	3	2	15
Adel	f 20	6-11	0-1	0-0	2	3	2	0	3	1	12
Mahmoud	c 27	10-11	0-0	0-1	5	4	1	7	3	1	20
King	g 24	2-5	0-1	2-4	3	2	2	0	1	1	6
Snider	g 23	3-5	2-3	2-2	5	5	0	0	0	1	10
Thomas	12	2-5	0-2	0-0	4	0	1	2	0	3	4
Perry	14	3-5	1-2	0-0	1	1	1	0	2	0	7
Griffin	10	0-1	0-1	0-0	0	0	0	0	0	0	0
Williams	20	2-9	1-4	3-4	4	1	3	2	2	3	8
Redding	3	1-1	0-0	0-0	1	0	1	0	0	1	2
Sutton	10	5-6	3-3	0-0	1	2	1	0	1	3	13
Nwora	16	1-8	0-4	2-2	7	0	0	0	2	1	4
Team					1						
Totals	200	41-75	7-21	12-18	41	22	16	12	17	17	101

Total FG% 1st H: 21-32 65.6% 2nd H: 20-43 46.5% Game: 54.7%
 3-Pt. FG% 1st H: 7-10 70.0% 2nd H: 0-11 0.0% Game: 33.3%
 FThrow % 1st H: 5- 8 62.5% 2nd H: 7-10 70.0% Game: 66.7%

Kentucky Wesleyan 64

Player	min	FG	3FG	FT	Reb	Ast	TO	BL	ST	PF	TP
Harris	f 12	3-5	0-0	1-2	1	1	5	0	0	1	7
Quinn	f 35	7-10	0-0	0-0	8	1	3	3	2	1	14
Cardwell	g 27	4-10	0-1	3-4	3	2	6	1	0	3	11
Redix	g 20	1-4	0-2	0-0	1	3	3	0	0	1	2
Bell, R.	g 30	4-10	0-1	4-4	7	1	3	0	1	2	12
Hatton	15	0-2	0-0	0-0	2	0	1	0	0	0	0
Dzierzawski	22	1-4	0-0	0-0	1	4	4	0	0	1	2
Milligan	19	2-8	1-3	0-0	5	1	0	0	2	4	5
Noffsinger	1	0-0	0-0	0-0	0	0	0	0	0	0	0
Warnock	14	4-5	0-0	1-1	2	1	2	0	0	5	9
Bell, E.	3	0-1	0-0	0-0	0	0	0	0	0	0	0
Mumford	1	0-2	0-1	0-0	1	0	0	0	0	0	0
Overton	1	0-0	0-0	2-2	0	0	0	0	0	0	2
Team					2						
Totals	200	26-61	1-10	11-13	33	14	27	4	5	18	64

Total FG% 1st H: 17-28 60.7% 2nd H: 9-33 27.3% Game: 42.6%
 3-Pt. FG% 1st H: 0- 3 0.0% 2nd H: 1- 7 14.3% Game: 10.0%
 FThrow % 1st H: 1- 2 50.0% 2nd H: 10-11 90.9% Game: 84.6%

Score by Periods 1st 2nd Total Attendance: 14,818
 Ky. Wesleyan 35 29 64 Ties: 2
 Louisville 54 47 101 Lead Changes: 1

Louisville 72, Bellarmine 57 Nov. 7, 2017 -- KFC YUM! CENTER (Exhibition)

Louisville 72

Player	min	FG	3FG	FT	Reb	Ast	TO	BL	ST	PF	TP
Spalding	f 20	2-3	0-1	3-4	7	0	3	0	1	3	7
Adel	f 32	7-12	2-5	5-8	7	1	5	0	0	1	21
Mahmoud	c 37	4-7	0-0	1-4	11	2	2	1	1	1	9
King	g 29	4-8	2-5	4-6	2	5	1	0	3	14	
Snider	g 37	2-10	1-4	0-0	4	6	2	0	0	1	5
Perry	16	1-5	0-3	1-2	3	0	2	0	1	2	3
Williams	1	0-0	0-0	0-0	0	0	0	1	0	0	0
Sutton	13	2-2	1-1	0-0	1	0	1	0	0	3	5
Nwora	15	2-6	1-2	3-4	8	0	0	0	0	2	8
Team					0						
Totals	200	24-53	7-21	17-28	43	11	20	3	3	16	72

Total FG% 1st H: 10-26 38.5% 2nd H: 14-27 51.9% Game: 45.3%
 3-Pt. FG% 1st H: 5-13 38.5% 2nd H: 2- 8 25.0% Game: 33.3%
 FThrow % 1st H: 10-15 66.7% 2nd H: 7-13 53.8% Game: 60.7%

Bellarmine 57

Player	min	FG	3FG	FT	Reb	Ast	TO	BL	ST	PF	TP
Corbett	f 18	1-2	1-1	1-2	4	1	0	0	3	1	4
Hunter	f 14	1-1	0-0	0-0	1	0	0	0	0	0	2
Eberhard	f 28	3-7	0-3	0-1	3	6	4	0	0	2	6
Jenkins	g 24	3-8	0-2	0-0	1	2	1	0	2	5	6
Coles	g 32	2-10	0-6	2-2	6	4	5	0	3	2	6
Weyer	27	3-7	2-5	0-0	5	0	1	0	2	3	8
Ramsler	11	1-1	0-0	1-2	3	0	3	0	1	1	3
Bach	19	5-9	0-3	2-2	1	0	0	0	2	1	12
Fleming	10	1-4	1-3	0-0	1	1	0	0	0	3	3
Chitty	17	3-5	1-1	0-0	0	2	0	1	2	7	
Team					0	1	1	1			
Totals	200	23-54	5-24	6-9	25	14	17	0	14	21	57

Total FG% 1st H: 10-27 37.0% 2nd H: 13-27 48.1% Game: 42.6%
 3-Pt. FG% 1st H: 3-23 23.1% 2nd H: 2-11 18.2% Game: 20.8%
 FThrow % 1st H: 0- 1 0.0% 2nd H: 6- 8 75.0% Game: 66.7%

Score by Periods 1st 2nd Total Attendance: 15,350
 Bellarmine 23 34 57 Ties: 3
 Louisville 35 37 72 Lead Changes: 0

Louisville 72, George Mason 61 Nov. 12, 2017 -- KFC YUM! CENTER

Louisville 72

Player	min	FG	3FG	FT	Reb	Ast	TO	BL	ST	PF	TP
Spalding	f 29	1-6	0-1	0-0	7	1	3	1	3	5	2
Adel	f 39	9-17	1-5	1-2	4	3	3	2	0	3	20
Mahmoud	c 28	2-4	0-0	2-7	9	1	1	2	1	0	6
King	g 16	0-3	0-1	5-6	1	0	1	0	1	2	5
Snider	g 37	4-11	1-6	1-2	6	3	2	0	0	1	10
Perry	27	3-3	3-3	8-8	2	3	2	0	2	1	17
Williams	4	0-0	0-0	2-2	1	0	0	0	0	1	2
Sutton	6	0-1	0-1	0-0	0	0	0	0	0	2	0
Nwora	14	3-3	3-3	1-2	3	0	1	0	1	3	10
Team					3	1					
Totals	200	22-48	8-20	20-29	36	11	14	5	8	18	72

Total FG% 1st H: 8-28 28.6% 2nd H: 14-20 70.0% Game: 45.8%
 3-Pt. FG% 1st H: 1-10 10.0% 2nd H: 7-10 70.0% Game: 40.0%
 FThrow % 1st H: 7- 8 87.5% 2nd H: 13-21 61.9% Game: 69.0%

George Mason 61

Player	min	FG	3FG	FT	Reb	Ast	TO	BL	ST	PF	TP
Mar	f 36	1-5	0-4	6-11	6	0	3	0	0	4	8
Kier	g 37	6-9	0-2	6-7	4	2	2	0	2	2	18
Livingston	g 40	1-10	1-3	0-0	2	3	2	0	0	1	3
Grayer	g 39	7-15	5-11	1-2	10	1	0	0	4	3	20
Boyd	g 29	5-10	2-6	0-0	4	1	4	0	0	4	12
Wilson	11	0-0	0-0	0-1	1	0	2	0	0	2	0
Greene	6	0-2	0-1	0-0	2	0	2	0	0	3	0
Calixte	2	0-1	0-0	0-0	1	0	1	0	0	1	0
Team					1						
Totals	200	20-52	8-27	13-21	31	7	15	0	6	20	61

Total FG% 1st H: 10-29 34.5% 2nd H: 10-23 43.5% Game: 38.5%
 3-Pt. FG% 1st H: 5-15 33.3% 2nd H: 3-12 25.0% Game: 29.6%
 FThrow % 1st H: 2- 4 50.0% 2nd H: 11-17 64.7% Game: 61.9%

Score by Periods 1st 2nd Total Attendance: 18,304
 George Mason 27 34 61 Ties: 3
 Louisville 24 48 72 Lead Changes: 3

Louisville 87, Omaha 78 Nov. 17, 2017 -- KFC YUM! CENTER

Louisville 87

Player	min	FG	3FG	FT	Reb	Ast	TO	BL	ST	PF	TP
Spalding	f 27	9-18	1-1	0-0	11	2	2	3	2	2	19
Adel	f 34	7-8	0-1	8-8	8	4	2	1	1	2	21
Williams	c 19	3-7	1-3	1-1	4	2	2	3	0	2	8
King	g 28	3-9	1-2	1-2	5	0	3	0	0	0	8
Snider	g 29	2-9	1-5	2-2	2	4	2	0	1	1	7
Perry	15	2-4	0-2	5-5	1	1	2	0	2	2	9
Mahmoud	22	5-9	0-0	0-0	8	1	2	8	0	2	10
Sutton	18	0-1	0-1	3-4	10	0	1	0	0	1	3
Nwora	8	1-4	0-1	0-0	3	0	1	0	0	1	2
Team					1						
Totals	200	32-69	4-16	19-22	53	14	17	15	6	13	87

Total FG% 1st H: 16-34 47.1% 2nd H: 16-35 45.7% Game: 46.4%
 3-Pt. FG% 1st H: 3-11 27.3% 2nd H: 1- 5 20.0% Game: 25.0%
 FThrow % 1st H: 5- 6 83.3% 2nd H: 14-16 87.5% Game: 86.4%

Omaha 78

Player	min	FG	3FG	FT	Reb	Ast	TO	BL	ST	PF	TP
Woodroff-Humphrey	f 33	6-14	2-3	0-0	12	1	0	1	3	3	14
Meyer	f 8	1-5	0-0	0-0	0	0	0	0	0	2	0
Robinson	g 29	5-14	2-6	2-2	3	5	3	0	3	2	14
Norl	g 34	7-17	1-3	1-2	8	1	0	0	1	2	16
Jackson	g 28	5-12	1-5	4-6	8	1	4	1	2	2	15
Gibson	29	2-10	0-6	0-0	1	4	1	0	0	4	4
Akinwale	11	2-3	2-2	0-0	1	2	0	0	3		

2017-18 Box Scores

Purdue 66, Louisville 57 Nov. 28, 2017 -- Mackey Arena, West Lafayette, Ind. Big Ten/ACC Challenge

Louisville 57												
Player	min	FG	3FG	FT	Reb	Ast	TO	BL	ST	PF	TP	
Spalding	f 30	3-10	1-2	1-2	9	0	2	0	3	4	8	
Adel	f 38	5-15	1-1	2-2	4	2	4	0	2	1	13	
Mahmoud	c 26	4-8	0-0	3-4	8	1	1	1	1	4	11	
King	g 30	5-11	2-3	5-6	6	0	1	0	0	5	17	
Snider	g 39	1-6	1-4	0-0	5	6	4	0	0	2	3	
Thomas	1	0-1	0-1	0-0	0	0	0	0	0	0	0	
Perry	8	0-2	0-2	0-0	1	1	1	0	0	1	0	
Williams	10	0-4	0-3	0-0	2	0	0	0	0	2	0	
Sutton	5	1-1	0-0	0-0	1	0	0	0	0	3	2	
Nwora	13	1-5	1-2	0-0	4	0	1	0	0	1	3	
Team					1							
Totals	200	20-63	6-18	11-14	41	10	14	1	6	23	57	
Total FG%	1st H:	9-32	28.1%	2nd H:	11-31	35.5%	Game:	31.7%				
3-Pt. FG%	1st H:	2- 7	28.6%	2nd H:	4-11	36.4%	Game:	33.3%				
FThrow %	1st H:	2- 2	100%	2nd H:	9-12	75.0%	Game:	78.6%				

Purdue 66												
Player	min	FG	3FG	FT	Reb	Ast	TO	BL	ST	PF	TP	
Edwards, V.	f 27	5-10	1-1	4-4	7	0	3	0	0	4	15	
Haas	c 21	2-7	0-0	5-7	4	0	2	0	0	3	9	
Edwards, C.	g 27	2-11	0-6	9-11	3	2	2	0	2	3	13	
Thompson	g 32	1-5	0-4	3-4	4	0	0	0	0	0	5	
Mathias	g 38	4-11	3-8	2-2	3	2	1	1	2	2	13	
Cline	14	2-4	1-3	0-0	1	1	0	0	1	0	5	
Eastern	8	0-3	0-0	0-2	4	1	1	0	0	1	0	
Taylor	2	1-1	0-0	0-0	1	0	0	0	0	0	2	
Eifert	9	0-0	0-0	0-0	2	2	1	0	0	1	0	
Haarms	22	2-5	0-1	0-2	5	1	1	4	0	2	4	
Team					5							
Totals	200	19-57	5-23	23-32	39	9	11	5	5	16	66	
Total FG%	1st H:	9-30	30.0%	2nd H:	10-27	37.0%	Game:	33.3%				
3-Pt. FG%	1st H:	1-13	7.7%	2nd H:	4-10	40.0%	Game:	21.7%				
FThrow %	1st H:	4- 7	57.1%	2nd H:	19-25	76.0%	Game:	71.9%				

Score by Periods	1st	2nd	Total	Attendance:
Purdue	23	43	66	14,804
Louisville	22	35	57	Ties: 7
				Lead Changes: 15

Seton Hall 79, Louisville 77 Dec. 3, 2017 -- KFC YUM! CENTER

Louisville 77												
Player	min	FG	3FG	FT	Reb	Ast	TO	BL	ST	PF	TP	
Spalding	f 17	1-5	0-1	0-0	8	1	4	0	1	3	2	
Adel	f 36	7-12	0-2	6-6	5	2	4	2	1	0	20	
Mahmoud	c 20	0-0	0-0	0-0	1	0	1	5	2	2	0	
King	g 24	6-8	2-3	0-1	5	1	4	0	0	3	14	
Snider	g 37	6-16	1-7	2-2	7	2	1	0	1	0	15	
Perry	13	2-4	0-2	0-0	1	1	0	0	1	1	4	
Williams	12	1-3	1-3	0-0	3	0	0	0	0	1	3	
Sutton	20	3-6	2-3	1-2	3	1	0	0	0	4	9	
Nwora	21	2-3	1-2	5-8	2	0	2	0	1	2	10	
Team					1							
Totals	200	28-57	7-23	14-19	36	8	16	7	7	16	77	
Total FG%	1st H:	13-29	44.8%	2nd H:	15-28	53.6%	Game:	49.1%				
3-Pt. FG%	1st H:	2-11	18.2%	2nd H:	5-12	41.7%	Game:	30.4%				
FThrow %	1st H:	9-13	69.2%	2nd H:	5- 6	83.3%	Game:	73.7%				

Seton Hall 79												
Player	min	FG	3FG	FT	Reb	Ast	TO	BL	ST	PF	TP	
Sanogo	f 20	2-4	0-0	2-2	3	0	1	0	2	4	6	
Rodriguez	f 37	12-18	2-7	3-8	8	2	3	1	4	1	29	
Delgado	c 32	5-12	0-0	0-0	13	2	1	0	0	2	10	
Carrington	g 35	7-16	1-4	3-5	4	4	2	0	0	0	18	
Powell	g 35	4-12	3-8	2-2	1	2	3	0	1	3	13	
Nzei	16	0-2	0-0	1-2	3	0	0	0	0	3	1	
Gordon	4	0-1	0-1	0-0	2	0	0	0	0	0	0	
Cale	12	1-3	0-1	0-0	0	1	0	0	4	2	2	
Mamukelashvili	9	0-0	0-0	0-0	1	0	1	0	0	2	0	
Team					0							
Totals	200	31-68	6-21	11-19	35	10	12	1	11	17	79	
Total FG%	1st H:	14-33	42.4%	2nd H:	17-35	48.6%	Game:	45.6%				
3-Pt. FG%	1st H:	3-12	25.0%	2nd H:	3- 9	33.3%	Game:	28.6%				
FThrow %	1st H:	7-14	50.0%	2nd H:	4- 5	80.0%	Game:	57.9%				

Score by Periods	1st	2nd	Total	Attendance:
Seton Hall	38	41	79	19,244
Louisville	37	40	77	Ties: 7
				Lead Changes: 6

Louisville 86, Siena 60 Dec. 6, 2017 -- KFC YUM! CENTER

Louisville 86												
Player	min	FG	3FG	FT	Reb	Ast	TO	BL	ST	PF	TP	
Spalding	f 23	3-6	0-0	4-5	10	2	1	4	4	4	10	
Adel	f 25	4-9	0-2	1-3	2	5	1	0	0	2	9	
Mahmoud	c 26	8-12	0-0	1-1	13	1	4	9	1	2	17	
King	g 15	3-7	1-2	0-0	2	0	1	0	0	0	7	
Snider	g 30	4-7	2-3	6-6	2	2	1	0	1	2	16	
Thomas	6	0-0	0-0	2-2	0	0	0	0	0	0	2	
Perry	19	3-7	1-4	0-0	0	1	5	0	1	4	7	
Griffin	5	0-0	0-0	0-0	0	0	0	0	0	1	0	
Williams	11	2-4	1-1	0-0	4	0	1	1	1	1	5	
Redding	2	1-1	0-0	0-0	0	0	0	0	0	0	2	
Sutton	15	0-3	0-2	0-0	6	0	1	0	2	2	0	
Nwora	23	4-8	2-5	1-2	4	0	1	1	1	1	11	
Team					0							
Totals	200	32-64	7-19	15-19	43	11	16	15	11	19	86	
Total FG%	1st H:	13-29	44.8%	2nd H:	19-35	54.3%	Game:	50.0%				
3-Pt. FG%	1st H:	5- 9	55.6%	2nd H:	2-10	20.0%	Game:	36.8%				
FThrow %	1st H:	8-11	72.7%	2nd H:	7- 8	87.5%	Game:	78.9%				

Siena 60												
Player	min	FG	3FG	FT	Reb	Ast	TO	BL	ST	PF	TP	
Oduro	f 13	1-4	0-0	1-2	1	0	2	0	0	5	3	
Fisher	f 28	0-3	0-1	0-0	4	2	3	1	0	3	0	
Bentley	g 15	1-3	1-1	0-0	2	0	3	0	1	0	3	
Penn	g 31	2-5	1-1	1-3	7	3	0	0	1	3	6	
Shivers	g 26	1-7	0-3	3-4	4	0	2	0	2	0	5	
Camper	8	0-0	0-0	0-1	1	0	2	0	1	2	0	
Smuithen	1	0-1	0-0	0-0	0	0	0	0	0	0	0	
Huerter, Jr.	5	1-2	1-1	0-0	0	0	1	0	0	0	3	
Richard	17	2-5	2-3	2-2	1	0	2	0	1	0	8	
Horn	4	1-3	0-0	0-0	1	0	1	0	0	0	2	
Clareth	25	3-11	3-6	6-7	0	1	4	0	1	3	15	
Degnan	3	0-2	0-0	0-0	0	0	0	0	0	0	0	
Friday	24	7-15	0-0	1-2	15	0	1	0	1	0	15	
Team					3							
Totals	200	19-61	8-16	14-21	39	6	21	1	8	16	60	
Total FG%	1st H:	10-31	32.3%	2nd H:	9-30	30.0%	Game:	31.1%				
3-Pt. FG%	1st H:	4- 7	57.1%	2nd H:	4- 9	44.4%	Game:	50.0%				
FThrow %	1st H:	12-14	85.7%	2nd H:	2- 7	28.6%	Game:	66.7%				

Score by Periods	1st	2nd	Total	Attendance:
Siena	36	24	60	17,215
Louisville	39	47	86	Ties: 4
				Lead Changes: 2

Louisville 71, Indiana 62 Dec. 9, 2017 -- KFC YUM! CENTER

Louisville 71												
Player	min	FG	3FG	FT	Reb	Ast	TO	BL	ST	PF	TP	
Spalding	f 30	4-8	1-2	1-2	14	2	0	5	0	3	10	
Adel	f 33	6-15	4-8	0-0	1	1	3	0	1	0	16	
Mahmoud	c 20	4-7	0-0	2-2	7	0	2	0	1	5	10	
King	g 32	3-8	0-									

2017-18 Box Scores

Louisville 70, Albany 68 Dec. 20, 2017 -- KFC YUM! CENTER Gotham Classic

Louisville 70												
Player	min	FG	3FG	FT	Reb	Ast	TO	BL	ST	PF	TP	
Spalding	f 16	3-4	0-0	1-2	3	0	2	1	1	4	7	
Adel	f 33	5-11	1-4	2-2	3	1	2	0	0	1	13	
Mahmoud	c 32	4-10	0-0	1-4	7	1	0	9	2	1	9	
King	g 26	2-8	0-2	2-4	7	2	0	0	1	4	6	
Snider	g 34	5-7	3-4	6-7	1	4	0	0	0	2	19	
Perry	5	0-2	0-1	1-2	0	1	0	0	0	0	1	
Williams	6	0-1	0-0	0-0	4	0	1	1	0	0	0	
Sutton	21	0-4	0-2	0-0	9	0	0	0	0	3	0	
McMahon	18	5-10	5-8	0-0	1	1	2	0	0	3	15	
Nwora	9	0-0	0-0	0-0	1	1	0	0	0	1	0	
Team					1							
Totals	200	24-57	9-21	13-21	37	11	7	10	4	19	70	
Total FG%	1st H: 14-30	46.7%	2nd H: 10-27	37.0%	Game: 42.1%							
3-Pt. FG%	1st H: 4- 9	44.4%	2nd H: 5-12	41.7%	Game: 42.9%							
FThrow %	1st H: 6- 8	75.0%	2nd H: 7-13	53.8%	Game: 61.9%							

Albany 68												
Player	min	FG	3FG	FT	Reb	Ast	TO	BL	ST	PF	TP	
Campbell	f 31	1-6	1-3	1-2	4	3	2	1	0	1	4	
Charles	f 23	5-11	0-0	2-3	6	0	1	0	0	4	12	
Stire	f 32	3-7	0-0	0-0	13	0	0	0	0	4	6	
Nichols	g 35	7-18	1-8	0-0	7	1	3	0	0	4	15	
Cremon	g 39	6-14	3-4	3-4	5	3	1	1	1	3	18	
Anderson	4	0-1	0-1	0-0	0	1	0	0	0	1	0	
Clark	11	1-7	1-4	0-0	0	1	1	0	1	1	3	
Foster	25	4-10	0-0	2-3	15	0	1	0	0	1	10	
Team					2	1						
Totals	200	27-74	6-20	8-12	52	9	10	2	2	19	68	
Total FG%	1st H: 13-38	34.2%	2nd H: 14-36	38.9%	Game: 36.5%							
3-Pt. FG%	1st H: 4- 9	44.4%	2nd H: 2-11	18.2%	Game: 30.0%							
F Throw %	1st H: 1- 4	25.0%	2nd H: 7- 8	87.5%	Game: 66.7%							

Score by Periods	1st	2nd	Total	Attendance: 16,388
Albany	31	37	68	Ties: 3
Louisville	38	32	70	Lead Changes: 3

Louisville 74, Grand Canyon 56 Dec. 23, 2017 -- KFC YUM! CENTER

Louisville 74												
Player	min	FG	3FG	FT	Reb	Ast	TO	BL	ST	PF	TP	
Spalding	f 36	8-13	0-1	5-9	16	1	1	2	3	2	21	
Adel	f 32	5-14	1-6	3-4	1	2	1	1	1	1	14	
Mahmoud	c 33	3-4	9-9	1-2	5	2	2	3	1	9	7	
King	g 19	2-6	1-1	2-4	3	1	3	0	1	3	7	
Snider	g 32	4-10	0-2	4-4	3	5	2	0	1	1	12	
Perry	8	1-2	1-1	0-0	1	1	2	0	0	2	3	
Williams	6	0-2	0-2	0-0	0	0	0	0	0	1	0	
Sutton	18	2-3	0-1	3-4	5	0	0	0	0	4	7	
McMahon	14	1-5	1-5	0-0	4	2	0	0	3	1	3	
Nwora	2	0-0	0-0	0-0	0	0	1	0	0	0	0	
Team					3							
Totals	200	26-59	4-19	18-27	41	14	12	6	10	15	74	
Total FG%	1st H: 13-30	43.3%	2nd H: 13-29	44.8%	Game: 44.1%							
3-Pt. FG%	1st H: 1-11	9.1%	2nd H: 3- 8	37.6%	Game: 21.1%							
FThrow %	1st H: 4- 8	50.0%	2nd H: 14-19	73.7%	Game: 66.7%							

Grand Canyon 56												
Player	min	FG	3FG	FT	Reb	Ast	TO	BL	ST	PF	TP	
Vernon	f 26	4-7	0-0	1-3	9	0	2	2	1	5	9	
Lever	f 23	5-9	2-2	0-0	3	4	3	0	0	5	12	
Braun	g 30	3-10	1-4	1-2	4	0	3	0	2	1	8	
Fraye	g 28	6-8	1-3	1-1	1	1	1	1	0	3	14	
Benson	g 34	2-7	2-4	1-2	3	7	3	0	2	1	7	
Carr	3	0-1	0-0	0-0	0	0	3	0	0	0	0	
Aidoo	11	1-4	0-2	0-0	2	0	1	0	1	0	2	
Jackson	11	0-2	0-0	0-0	5	1	2	0	0	3	0	
Milstead	1	0-1	0-0	0-0	0	0	0	0	0	0	0	
Blumbergs	11	0-3	0-3	2-4	2	0	0	0	0	0	2	
Smith	2	0-0	0-0	0-0	0	0	0	0	0	0	0	
Martin	14	1-3	0-1	0-0	3	0	0	0	1	2	2	
Team					4	1						
Totals	200	22-55	6-19	6-12	35	13	19	3	7	20	56	
Total FG%	1st H: 10-25	40.0%	2nd H: 12-30	40.0%	Game: 40.0%							
3-Pt. FG%	1st H: 3-11	27.3%	2nd H: 3- 8	37.5%	Game: 31.6%							
F Throw %	1st H: 2- 2	100%	2nd H: 4-10	40.0%	Game: 50.0%							

Score by Periods	1st	2nd	Total	Attendance: 16,841
Grand Canyon	25	31	56	Ties: 3
Louisville	31	43	74	Lead Changes: 3

Kentucky 90, Louisville 61 Dec. 29, 2017 -- Lexington, Ky. (Rupp Arena)

Louisville 61												
Player	min	FG	3FG	FT	Reb	Ast	TO	BL	ST	PF	TP	
Spalding	f 28	6-11	0-0	0-1	11	1	2	1	1	3	12	
Adel	f 36	4-12	1-6	4-4	4	3	3	1	0	0	13	
Mahmoud	c 16	2-3	0-0	0-0	4	0	2	1	1	5	4	
King	g 24	5-10	1-3	1-1	4	0	0	0	0	3	12	
Snider	g 29	3-11	0-2	1-1	3	4	0	0	0	1	7	
Thomas	5	0-1	0-1	0-0	0	0	0	1	1	3	0	
Perry	7	0-3	0-2	0-0	0	0	0	0	0	4	0	
Williams	15	3-8	1-4	1-2	5	0	1	1	0	2	8	
Sutton	5	0-2	0-1	0-0	0	0	1	0	0	2	0	
McMahon	16	0-4	0-3	2-2	1	2	1	0	0	1	2	
Nwora	19	1-4	0-3	1-2	0	0	0	0	0	1	3	
Team					5	1						
Totals	200	24-69	3-25	10-13	37	10	11	5	3	25	61	
Total FG%	1st H: 11-37	29.7%	2nd H: 13-32	40.6%	Game: 34.8%							
3-Pt. FG%	1st H: 1-11	9.1%	2nd H: 2-14	14.3%	Game: 12.0%							
FThrow %	1st H: 4- 5	80.0%	2nd H: 6- 8	75.0%	Game: 76.9%							

Kentucky 90												
Player	min	FG	3FG	FT	Reb	Ast	TO	BL	ST	PF	TP	
Richards	f 17	1-4	0-0	2-2	6	0	0	2	0	2	4	
Knox	f 17	2-8	0-3	4-5	7	0	2	0	0	5	8	
Washington	f 31	5-10	0-1	6-6	7	2	2	1	0	1	16	
Green	g 27	4-6	3-4	2-2	0	5	3	0	0	3	13	
Diallo	g 29	5-11	1-2	3-6	6	0	1	0	2	2	14	
Killea-Jones	19	3-5	0-0	2-3	4	0	0	0	0	4	8	
David	1	0-0	0-0	0-0	0	0	0	0	0	0	0	
Galipari	2	0-0	0-0	0-0	0	1	0	0	0	0	0	
Gilgeous-Alexander	33	9-16	1-2	5-6	5	4	1	0	3	0	24	
Pulliam	1	0-0	0-0	0-0	0	0	0	0	0	0	0	
Gabriel	23	1-2	1-1	0-0	7	1	2	2	0	2	3	
Team					2							
Totals	200	30-62	6-13	24-30	44	13	11	5	5	19	90	
Total FG%	1st H: 13-32	40.6%	2nd H: 17-30	56.7%	Game: 48.4%							
3-Pt. FG%	1st H: 3- 6	50.0%	2nd H: 3- 7	42.9%	Game: 46.2%							
F Throw %	1st H: 12-18	66.7%	2nd H: 12-12	100%	Game: 80.0%							

Score by Periods	1st	2nd	Total	Attendance: 24,228
Louisville	27	34	61	Ties: 4
Kentucky	41	49	90	Lead Changes: 4

Louisville 77, Pittsburgh 51 Jan. 2, 2018 -- KFC YUM! CENTER

Louisville 77												
Player	min	FG	3FG	FT	Reb	Ast	TO	BL	ST	PF	TP	
Spalding	f 16	2-5	0-1	6-10	3	2	0	0	2	3	10	
Adel	f 29	5-8	0-1	2-4	6	2	4	0	1	1	12	
Williams	c 15	4-8	0-3	0-0	5	0	1	1	0	0	8	
King	g 28	2-7	0-1	1-2	3	0	0	0	0	1	5	
Snider	g 27	7-13	2-5	3-4	3	4	0	0				

2017-18 Box Scores

Louisville 94, Virginia Tech 86 Jan. 13, 2018 -- KFC YUM! CENTER

Louisville 94

Player	min	FG	3FG	FT	Reb	Ast	TO	BL	ST	PF	TP
King	f 33	5-9	2-3	4-6	2	1	3	0	2	1	16
Spalding	f 16	2-4	0-0	2-2	5	1	3	4	0	4	6
Williams	c 14	1-4	1-3	0-0	1	2	2	0	2	1	3
Snider	g 34	4-8	3-6	8-8	2	3	3	0	1	1	19
Adel	g 37	10-15	4-6	3-4	11	3	2	1	0	2	27
Perry	10	1-4	1-2	0-0	1	1	1	0	0	1	3
Mahmoud	19	2-6	0-0	2-6	5	1	1	1	1	3	6
Sutton	12	2-3	0-0	0-0	4	2	0	0	3	2	4
McMahon	25	4-6	2-3	0-0	3	3	1	1	2	2	10
Team					0						
Totals	200	31-59	13-23	19-26	34	17	16	7	11	17	94

Total FG% 1st H: 17-30 56.7% 2nd H: 14-29 48.3% Game: 52.5%
 3-Pt. FG% 1st H: 8-14 57.1% 2nd H: 5-9 55.6% Game: 56.5%
 FThrow % 1st H: 2-4 50% 2nd H: 17-22 77.3% Game: 73.1%

Virginia Tech 86

Player	min	FG	3FG	FT	Reb	Ast	TO	BL	ST	PF	TP
Walker	f 22	3-8	2-6	2-2	1	0	3	0	4	2	10
Blackshear	f 37	5-8	1-2	8-10	12	3	5	0	0	4	19
Robinson	g 36	9-16	2-5	3-3	4	3	5	0	0	3	23
Bibbs	g 35	4-10	1-3	0-0	5	1	2	0	1	4	9
Hill	g 27	6-11	2-5	3-4	3	0	1	0	0	2	17
Jackson	2	0-1	0-1	0-0	0	0	0	0	0	0	0
Bede	3	0-0	0-0	0-0	0	0	0	0	0	0	0
Wilson	9	0-1	0-0	0-0	0	0	1	0	0	1	0
Clake	29	3-6	0-0	2-3	4	5	4	0	1	2	8
Team					0						
Totals	200	30-61	8-22	18-22	30	11	19	0	7	18	86

Total FG% 1st H: 14-28 50.0% 2nd H: 16-33 48.5% Game: 49.2%
 3-Pt. FG% 1st H: 3-11 27.3% 2nd H: 5-11 45.5% Game: 36.4%
 F Throw % 1st H: 9-11 81.8% 2nd H: 9-11 81.8% Game: 81.8%

Score by Periods

1st	2nd	Total	Attendance:	
Virginia Tech	40	46	86	16,798
Louisville	44	50	94	Ties: 10
				Lead Changes: 17

Louisville 82, Notre Dame 78 (20T) Jan. 16, 2018 -- Notre Dame, Ind. (Purcell Pavilion)

Louisville 82

Player	min	FG	3FG	FT	Reb	Ast	TO	BL	ST	PF	TP
Spalding	f 47	10-16	0-0	3-3	12	2	3	0	2	4	23
Adel	f 42	6-12	2-5	0-0	4	2	3	0	0	0	14
Williams	c 11	0-1	0-1	2-2	3	0	0	0	0	0	2
King	g 23	1-6	0-1	0-0	3	0	2	0	1	1	2
Snider	g 45	7-12	2-5	6-6	3	7	3	0	1	1	22
Perry	14	0-1	0-1	0-0	1	2	1	0	0	1	0
Mahmoud	27	2-3	0-0	0-2	6	0	3	4	0	1	4
Sutton	2	0-1	0-0	0-0	0	0	0	0	0	0	0
McMahon	26	3-6	3-6	0-0	0	1	1	0	0	3	9
Nwora	13	1-3	0-1	4-4	1	0	0	0	2	1	6
Team					1						
Totals	250	30-61	7-20	15-17	34	14	16	4	6	12	82

Total FG% 1st H: 12-29 41.4% 2nd H: 10-21 47.6% Game: 49.2%
 OT: 8-11 72.7%
 3-Pt. FG% 1st H: 3-11 27.3% 2nd H: 2-6 33.3% Game: 35.0%
 OT: 2-3 66.7%
 FThrow % 1st H: 3-3 100% 2nd H: 10-12 83.3% Game: 88.2%
 OT: 2-2 100%

Notre Dame 78

Player	min	FG	3FG	FT	Reb	Ast	TO	BL	ST	PF	TP
Geben	f 42	10-13	0-0	2-5	17	1	4	0	1	3	22
Pflueger	f 26	1-8	1-6	0-0	3	1	1	0	0	5	3
Harvey	g 7	1-2	1-1	0-0	2	0	0	0	1	0	3
Farrell	g 48	8-25	4-14	3-3	3	8	5	0	2	1	23
Gibbs	g 48	5-17	2-9	0-0	3	2	2	1	2	2	12
Torres	21	0-1	0-0	0-0	6	2	1	0	2	1	0
Burns	2	0-0	0-0	0-0	1	0	1	0	0	1	0
Djogo	29	2-7	1-4	2-3	4	2	1	1	1	2	7
Mooney	27	3-6	2-4	0-0	5	1	1	1	0	0	8
Team					4		2				
Totals	250	30-79	11-38	7-11	48	17	18	3	9	15	78

Total FG% 1st H: 12-31 38.7% 2nd H: 11-31 35.5% Game: 38.0%
 OT: 7-17 41.2%
 3-Pt. FG% 1st H: 3-14 21.4% 2nd H: 6-15 40.0% Game: 28.9%
 OT: 2-9 22.2%
 F Throw % 1st H: 1-1 100% 2nd H: 6-7 85.7% Game: 63.6%
 OT: 0-3 0.0%

Score by Periods

1st	2nd	OT	Total	Attendance:		
Louisville	38	32	9	11	82	Ties: 10
Notre Dame	20	34	9	78	Lead Changes: 11	

Louisville 77, Boston College 69 Jan. 21, 2018 -- KFC YUM! CENTER

Louisville 77

Player	min	FG	3FG	FT	Reb	Ast	TO	BL	ST	PF	TP
Spalding	f 25	2-5	0-0	1-2	11	1	3	1	1	3	5
Adel	f 29	6-10	2-3	4-7	10	5	2	0	1	3	18
Williams	c 18	3-5	2-2	2-3	5	0	0	0	1	2	10
King	g 27	3-10	1-5	8-8	2	2	0	0	1	2	15
Snider	g 30	2-8	0-2	3-4	4	3	3	0	1	1	7
Thomas	1	0-0	0-0	0-0	0	0	1	0	0	0	0
Perry	9	0-1	0-1	0-0	0	0	2	0	1	0	0
Mahmoud	14	0-1	0-0	0-0	1	0	0	3	2	2	0
Sutton	14	1-4	0-1	0-2	3	0	0	0	2	2	2
McMahon	17	1-5	1-5	2-2	1	0	1	0	0	0	5
Nwora	16	5-8	2-4	3-3	5	1	1	0	0	2	15
Team					0						
Totals	200	23-57	8-23	23-31	42	12	13	4	10	17	77

Total FG% 1st H: 10-30 33.3% 2nd H: 13-27 48.1% Game: 40.4%
 3-Pt. FG% 1st H: 4-13 30.8% 2nd H: 4-10 40.0% Game: 38.8%
 FThrow % 1st H: 7-9 77.8% 2nd H: 16-22 72.7% Game: 74.2%

Boston College 69

Player	min	FG	3FG	FT	Reb	Ast	TO	BL	ST	PF	TP
Popovic	f 23	4-10	0-1	4-4	9	2	2	0	1	3	12
Mitchell	f 38	2-4	2-2	2-2	11	0	2	0	2	3	8
Bowman	g 35	5-22	3-11	3-3	6	2	7	0	0	5	16
Robinson	g 32	8-16	1-5	2-5	2	4	3	0	1	2	19
Chatman	g 40	4-11	1-8	2-3	3	2	0	0	2	1	12
Wilson	1	0-0	0-0	0-0	1	0	1	0	0	0	0
Baker, Jr.	12	0-2	0-2	2-2	5	0	0	0	0	1	2
Reyes	7	0-0	0-0	0-0	0	0	0	0	0	2	0
Kraljevic	12	0-0	0-0	0-0	2	0	1	1	1	4	0
Team					1						
Totals	200	23-65	8-29	15-19	40	10	16	1	7	21	69

Total FG% 1st H: 10-27 37.0% 2nd H: 13-38 34.2% Game: 35.4%
 3-Pt. FG% 1st H: 3-12 25.0% 2nd H: 5-17 29.4% Game: 27.6%
 F Throw % 1st H: 6-8 75.0% 2nd H: 9-11 81.8% Game: 78.9%

Score by Periods

1st	2nd	Total	Attendance:	
Boston College	29	40	69	16,827
Louisville	31	46	77	Ties: 6
				Lead Changes: 8

Miami 78, Louisville 75 (OT) Jan. 24, 2018 -- Miami, Fla. (Watsco Center)

Louisville 75

Player	min	FG	3FG	FT	Reb	Ast	TO	BL	ST	PF	TP
Spalding	f 34	4-7	0-0	1-5	13	1	2	5	2	3	9
Adel	f 41	4-16	1-5	4-7	5	0	0	1	1	4	13
Williams	c 12	3-5	1-3	0-0	3	0	0	0	2	3	7
King	g 13	2-5	0-1	0-0	2	0	1	0	0	2	4
Snider	g 43	6-15	2-7	4-4	3	3	2	0	1	2	18
Perry	1	0-0	0-0	0-0	1	0	1	0	0	1	0
Mahmoud	35	6-8	0-0	3-4	5	2	2	4	1	2	15
Sutton	12	1-3	0-1	0-0	3	0	0	0	0	3	2
McMahon	27	1-6	1-5	2-3	0	2	3	0	2	1	5
Nwora	7	0-0	0-0	2-2	0	0	0	0	0	1	2
Team					3						
Totals	225	27-65	5-22	16-25	38	8	11	10	9	22	75

Total FG% 1st H: 14-29 48.3% 2nd H: 13-31 41.9% Game: 41.5%
 OT: 0-5 0.0%
 3-Pt. FG% 1st H: 4-12 33.3% 2nd H: 1-9 11.1% Game: 22.7%
 OT: 0-1 0.0%
 FThrow % 1st H: 6-9 66.7% 2nd H: 4-8 50.0% Game: 64.0%
 OT: 6-7 85.7%

Miami 78

Player	min	FG	3FG	FT	Reb	Ast	TO	BL	ST	PF	TP
Huell	c 35	7-10	0-0	4-5	12	0	4	0	0	1	18
Newton	g 29	2-10	0-1	8-10	7	2	1	0	1	4	12
Lawrence	g 34	1-7	0-1	0-0	6	1	2	2	1	4	2

2017-18 Box Scores

Florida State 80, Louisville 76 Feb. 3, 2018 -- KFC YUM! CENTER

Louisville 76

Player	min	FG	3FG	FT	Reb	Ast	TO	BL	ST	PF	TP
Spalding	f 32	5-10	0-0	3-5	9	2	3	2	3	2	13
Adel	f 39	6-17	4-10	3-4	8	1	0	0	0	1	19
Williams	c 17	3-5	1-3	0-1	2	0	0	3	1	4	7
King	g 28	3-9	1-2	3-6	6	0	2	0	1	2	10
Snider	g 35	4-11	2-5	5-6	2	7	1	0	0	2	15
Perry	2	1-1	1-1	0-0	0	0	0	0	0	0	3
Mahmoud	25	3-5	0-0	0-1	4	2	0	1	0	5	6
Sutton	4	0-0	0-0	0-0	2	0	0	0	0	2	0
McMahon	18	0-1	0-0	3-3	1	0	5	0	1	4	3
Team					0						
Totals	200	25-59	9-21	17-26	34	12	12	5	5	22	76

Total FG% 1st H: 30-26 50.0% 2nd H: 12-33 36.4% Game: 42.4%
 3-Pt. FG% 1st H: 5-11 44.5% 2nd H: 4-10 40.0% Game: 42.9%
 FThrow % 1st H: 7-12 58.3% 2nd H: 10-14 71.4% Game: 65.4%

Florida State 80

Player	min	FG	3FG	FT	Reb	Ast	TO	BL	ST	PF	TP
Cofer	f 27	6-13	1-4	3-3	3	1	2	0	1	1	16
Koumadje	c 28	4-6	0-0	3-4	8	0	1	3	0	4	11
Walker, C.	g 23	4-6	1-1	1-2	6	1	2	0	1	4	10
Angola	g 23	3-11	3-6	4-5	5	1	1	0	1	4	13
Mann	g 30	5-9	0-1	1-3	2	1	0	1	0	0	11
Forrest	31	3-8	0-0	4-6	9	5	2	0	1	1	10
Obiagu	6	0-0	0-0	1-2	2	0	0	1	0	2	1
Walker, M.	25	2-6	0-1	4-6	3	1	4	0	2	3	8
Kabengele	7	0-1	0-0	0-0	2	1	0	0	0	2	0
Team					3	1					
Totals	200	27-60	5-13	21-31	43	11	13	5	6	21	80

Total FG% 1st H: 14-35 40.0% 2nd H: 13-25 52.0% Game: 45.0%
 3-Pt. FG% 1st H: 5-10 50.0% 2nd H: 0-3 0.0% Game: 38.5%
 F Throw % 1st H: 6- 8 75.0% 2nd H: 15-23 65.2% Game: 67.7%

Score by Periods	1st	2nd	Total	Attendance:
Florida State	39	41	80	18,305
Louisville	38	39	76	Ties: 7
				Lead Changes: 11

Syracuse 78, Louisville 73 Feb. 5, 2018 -- KFC YUM! CENTER

Louisville 73

Player	min	FG	3FG	FT	Reb	Ast	TO	BL	ST	PF	TP
Williams	f 15	4-6	0-2	1-1	2	1	0	0	1	0	9
Adel	f 31	2-9	0-6	6-7	8	5	3	0	0	4	10
Mahmoud	c 30	4-9	0-0	2-5	6	3	2	1	1	2	10
King	g 21	1-1	1-1	4-4	1	1	2	0	0	1	7
Snider	g 30	1-8	1-5	0-0	1	0	2	0	0	0	3
Perry	20	1-2	1-2	0-0	2	4	0	0	0	4	3
Spalding	28	7-8	0-0	4-6	9	3	1	0	1	4	18
Sutton	6	0-1	0-1	0-0	2	0	0	0	0	1	0
McMahon	9	1-2	1-2	3-3	0	0	1	0	0	3	6
Nwora	10	3-6	1-2	0-0	0	0	0	0	0	1	7
Team					0						
Totals	200	24-52	5-21	20-26	31	17	11	1	3	20	73

Total FG% 1st H: 10-22 45.5% 2nd H: 14-30 46.7% Game: 46.2%
 3-Pt. FG% 1st H: 2- 8 25.0% 2nd H: 3-13 23.1% Game: 23.8%
 FThrow % 1st H: 11-16 68.8% 2nd H: 9-10 90.0% Game: 76.9%

Syracuse 78

Player	min	FG	3FG	FT	Reb	Ast	TO	BL	ST	PF	TP
Brissett	f 32	4-9	3-5	5-7	8	2	1	0	0	5	16
Dolezaj	f 38	4-6	0-1	0-0	6	2	1	0	2	4	8
Chukwu	c 36	2-5	0-0	1-3	8	1	1	0	0	4	5
Howard	g 40	7-15	3-5	5-8	5	1	1	0	1	3	22
Battle	g 40	7-15	0-2	11-11	4	2	1	0	1	0	25
Moyer	13	1-3	0-0	0-0	1	1	2	0	0	3	2
Bayer	1	0-0	0-0	0-0	0	0	1	0	0	0	0
Team					0						
Totals	200	25-53	6-13	22-29	32	9	8	0	4	19	78

Total FG% 1st H: 13-27 48.1% 2nd H: 12-26 46.2% Game: 47.2%
 3-Pt. FG% 1st H: 3- 6 50.0% 2nd H: 3- 7 42.9% Game: 46.2%
 F Throw % 1st H: 10-12 83.3% 2nd H: 12-17 70.6% Game: 75.9%

Score by Periods	1st	2nd	Total	Attendance:
Syracuse	39	39	78	16,983
Louisville	33	40	73	Ties: 5
				Lead Changes: 5

Louisville 77, Georgia Tech 54 Feb. 8, 2018 -- KFC YUM! CENTER

Louisville 77

Player	min	FG	3FG	FT	Reb	Ast	TO	BL	ST	PF	TP
King	f 23	2-4	0-1	1-5	2	2	0	0	2	3	5
Spalding	f 21	4-8	0-0	3-4	4	0	0	1	0	2	11
Mahmoud	c 29	6-10	0-0	0-0	7	1	1	2	2	1	12
Perry	g 25	3-6	1-2	0-0	2	1	1	0	1	1	7
Snider	g 30	0-5	0-1	4-4	2	7	1	0	0	2	4
Thomas	1	0-0	0-0	0-0	0	0	0	0	0	0	0
Griffin	1	0-0	0-0	0-0	0	0	0	0	1	0	0
Williams	14	4-5	3-4	0-2	3	0	0	0	0	2	11
Redding	1	0-0	0-0	0-0	0	0	0	0	0	0	0
Sutton	15	1-1	1-1	2-2	3	2	1	0	1	0	5
McMahon	19	2-5	2-4	0-0	5	5	3	1	4	1	6
Nwora	21	5-10	5-7	1-2	4	0	3	1	4	1	16
Team					0						
Totals	200	27-54	12-20	11-19	32	18	10	5	15	13	77

Total FG% 1st H: 14-30 46.7% 2nd H: 13-24 54.2% Game: 50.0%
 3-Pt. FG% 1st H: 6-12 50.0% 2nd H: 6- 8 75.0% Game: 60.0%
 FThrow % 1st H: 0- 2 0.0% 2nd H: 11-17 64.7% Game: 57.9%

Georgia Tech 54

Player	min	FG	3FG	FT	Reb	Ast	TO	BL	ST	PF	TP
Gueye	f 39	2-9	0-0	2-2	9	3	2	3	2	4	6
Lammers	c 32	1-8	0-0	0-0	4	0	3	0	0	3	2
Alston	g 14	1-4	0-1	0-0	1	1	4	0	1	1	2
Okogie	g 39	9-18	4-6	3-5	10	2	3	0	1	3	25
Alvarado	g 40	4-6	2-3	1-1	4	4	3	0	0	1	11
Jackson	22	1-6	1-2	1-2	5	0	2	0	2	2	4
Cole	8	2-3	0-0	0-0	0	0	1	0	0	1	4
Wright	5	0-1	0-1	0-0	0	0	1	0	0	0	0
Ogbonna	1	0-0	0-0	0-0	1	0	1	0	0	1	0
Team					2						
Totals	200	20-55	7-13	7-10	36	10	20	3	6	16	54

Total FG% 1st H: 6-26 23.1% 2nd H: 14-29 48.3% Game: 36.4%
 3-Pt. FG% 1st H: 3- 4 75.0% 2nd H: 4- 9 44.4% Game: 53.8%
 F Throw % 1st H: 1- 2 50.0% 2nd H: 6- 8 75.0% Game: 70.0%

Score by Periods	1st	2nd	Total	Attendance:
Georgia Tech	16	38	54	16,533
Louisville	34	43	77	Ties: 1
				Lead Changes: 0

Louisville 94, Pittsburgh 60 Feb. 11, 2018 -- Pittsburgh, Pa. (Petersen Events Center)

Louisville 94

Player	min	FG	3FG	FT	Reb	Ast	TO	BL	ST	PF	TP
King	f 22	5-8	0-1	4-6	1	1	0	0	1	2	14
Spalding	f 19	3-5	0-0	2-4	6	1	0	0	2	4	8
Mahmoud	c 26	6-9	0-0	2-2	5	0	0	2	1	2	14
Perry	g 34	2-2	1-1	2-2	3	7	3	0	2	2	7
Snider	g 21	4-8	3-5	0-0	0	5	1	0	1	0	11
Thomas	10	2-3	0-1	2-2	1	0	2	0	0	5	6
Griffin	2	0-0	0-0	0-0	0	1	0	0	0	0	0
Williams	14	5-7	4-5	0-0	4	0	0	0	0	0	14
Redding	2	0-0	0-0	0-0	0	0	0	0	0	0	0
Sutton	12	1-1	0-0	0-0	6	1	0	2	0	1	2
McMahon	21	1-5	1-4	2-2	1	5	1	0	0	0	5
Nwora	17	5-6	1-2	2-3	6	2	1	0	0	3	13
Team					4						
Totals	200	34-54	10-19	16-21	37	23	8	4	7	19	94

Total FG% 1st H: 17-27 63.0% 2nd H: 17-27 63.0% Game: 63.0%
 3-Pt. FG% 1st H: 5- 8 62.5% 2nd H: 5-11 45.5% Game: 52.6%
 FThrow % 1st H: 7-10 70.0% 2nd H: 9-11 81.8% Game: 76.2%

Pittsburgh 60

Player	min	FG	3FG	FT	Reb	Ast	TO	BL	ST	PF	TP
Chukwuka	f 24	1-4	0-3	2-2	5	1	2	0	1	2	4
Brown	c 25	0-7	0-2	1-2	6	1	0	0	0	0	1
Stewart	g 28	4-8	3-6	1-1	4	1	1	0	0	2	12
Carr	g 24	4-10	1-3	0-0	4	3	3	0	0	1	9
Davis	g 22	0-4	0-4	0-0	0	0	2	2	0	1	0
Wilson-Frame	23	3-10	1-6	4-4	1	3	2	0	0	4	11
Milligan	16	1-1	1-1	0-0	0	1	1	0	0		

2017-18 Box Scores

Louisville 75, Virginia Tech 68 Feb. 24, 2018 -- Blacksburg, Va. (Cassell Coliseum)

Louisville 75												
Player	min	FG	3FG	FT	Reb	Ast	TO	BL	ST	PF	TP	
Adel	f 32	2-10	0-3	6-7	9	8	4	0	1	3	10	
Sutton	f 36	4-6	3-4	6-8	11	2	2	1	0	3	17	
Spalding	c 24	6-12	0-0	0-2	7	0	1	1	0	4	12	
King	g 23	1-4	0-1	0-0	3	0	2	0	0	1	2	
Snider	g 37	7-15	7-14	1-2	6	6	2	0	0	1	22	
Perry	24	2-5	2-5	2-2	0	3	1	0	0	3	8	
Williams	4	0-1	0-0	0-0	0	0	0	0	0	1	0	
Mahmoud	16	2-3	0-0	0-0	5	0	1	2	0	0	4	
McMahon	4	0-0	0-0	0-0	0	0	1	0	0	0	0	
Team					3	1						
Totals	200	24-56	12-27	15-21	44	19	15	4	2	15	75	
Total FG%	1st H:	11-28	39.3%	2nd H:	13-28	46.4%	Game:	42.9%				
3-Pt. FG%	1st H:	6-16	37.5%	2nd H:	6-11	54.5%	Game:	44.4%				
FThrow %	1st H:	6- 8	75.0%	2nd H:	9-13	69.2%	Game:	71.4%				

Virginia Tech 68												
Player	min	FG	3FG	FT	Reb	Ast	TO	BL	ST	PF	TP	
Alexander-Walker	25	1-4	1-2	0-0	4	1	3	0	1	0	3	
Blackshear, Jr.	20	4-6	0-0	6-7	5	1	1	0	2	5	14	
Robinson	g 28	6-12	2-5	2-4	2	4	1	0	1	2	16	
Bibbs	g 32	4-14	2-8	1-3	4	0	0	0	0	1	11	
Wilson	g 17	0-1	0-0	0-2	1	1	0	0	0	5	0	
Jackson	4	1-1	0-0	0-0	0	0	0	0	0	1	2	
Bede	13	2-3	0-0	0-0	1	1	1	0	0	0	4	
Hill	20	4-11	1-6	0-0	3	1	0	0	0	0	9	
Horne	16	3-4	0-0	0-0	4	0	1	1	0	2	6	
Clarke	25	1-3	0-0	1-2	3	2	1	0	1	2	3	
Team					0							
Totals	200	26-59	6-21	10-18	27	11	8	1	5	18	68	
Total FG%	1st H:	13-27	48.1%	2nd H:	13-32	40.6%	Game:	44.1%				
3-Pt. FG%	1st H:	4- 9	44.4%	2nd H:	2-12	16.7%	Game:	28.6%				
F Throw %	1st H:	4- 9	44.4%	2nd H:	6- 9	66.7%	Game:	55.6%				

Score by Periods				Attendance: 9,275	
1st	2nd	Total	Ties:		
Louisville	34	41	75	Ties: 6	
Virginia Tech	34	34	68	Lead Changes: 8	

Virginia 67, Louisville 66 March 1, 2018 -- KFC YUM! CENTER

Louisville 66												
Player	min	FG	3FG	FT	Reb	Ast	TO	BL	ST	PF	TP	
Spalding	f 28	5-7	0-0	6-9	9	1	1	2	1	4	16	
Adel	f 38	5-16	2-5	6-8	6	4	3	0	0	0	18	
Mahmoud	c 21	1-3	0-0	0-0	2	1	2	0	0	4	2	
King	g 30	2-5	0-1	4-4	2	0	1	0	0	3	8	
Snider	g 35	4-10	3-6	2-2	0	0	1	0	0	1	13	
Perry	9	0-0	0-0	2-2	2	0	0	0	0	1	2	
Williams	4	0-0	0-0	0-0	0	0	0	0	0	1	0	
Sutton	27	1-3	0-2	0-0	4	1	0	0	1	2	2	
McMahon	8	1-2	1-1	2-4	1	0	0	0	1	3	5	
Nwora	0+	0-0	0-0	0-0	0	0	0	0	0	0	0	
Team					1							
Totals	200	19-46	6-15	22-29	27	7	8	2	3	18	66	
Total FG%	1st H:	11-24	45.8%	2nd H:	8-22	36.4%	Game:	41.3%				
3-Pt. FG%	1st H:	4- 6	66.7%	2nd H:	2- 9	22.2%	Game:	40.0%				
FThrow %	1st H:	6- 9	66.7%	2nd H:	16-20	80.0%	Game:	75.9%				

Virginia 67												
Player	min	FG	3FG	FT	Reb	Ast	TO	BL	ST	PF	TP	
Wilkins	f 33	3-6	0-0	1-1	7	1	2	3	0	2	7	
Salt	c 23	1-2	0-0	1-2	9	0	1	0	0	3	3	
Hall	g 34	4-10	1-3	1-3	9	4	1	0	1	2	10	
Guy	g 37	4-13	0-2	2-2	4	2	1	0	0	3	10	
Jerome	g 30	6-11	3-5	6-7	1	2	2	0	1	4	21	
Hunter	21	2-7	2-3	1-2	3	2	2	1	0	3	7	
Johnson	11	0-3	0-1	0-0	0	1	0	0	1	1	0	
Diakite	11	4-4	0-0	1-2	0	0	2	0	0	4	9	
Team					1	1						
Totals	200	24-56	6-14	13-19	34	10	12	4	3	22	67	
Total FG%	1st H:	9-29	31.0%	2nd H:	15-27	55.6%	Game:	42.9%				
3-Pt. FG%	1st H:	2- 8	25.0%	2nd H:	4- 6	66.7%	Game:	42.9%				
F Throw %	1st H:	6-10	60.0%	2nd H:	7- 9	77.8%	Game:	68.4%				

Score by Periods				Attendance: 19,413	
1st	2nd	Total	Ties:		
Virginia	26	41	67	Ties: 2	
Louisville	32	34	66	Lead Changes: 2	

North Carolina State 76, Louisville 69 March 3, 2018 -- Raleigh, NC (PNC Arena)

Louisville 69												
Player	min	FG	3FG	FT	Reb	Ast	TO	BL	ST	PF	TP	
Spalding	f 25	6-12	0-0	0-0	6	0	2	0	0	3	12	
Adel	f 34	7-15	1-3	5-6	7	3	2	0	0	2	20	
Mahmoud	c 26	3-4	0-0	0-0	6	0	3	5	2	1	6	
King	g 29	3-6	1-3	0-0	3	0	3	0	0	4	7	
Snider	g 33	2-7	2-4	4-4	1	6	3	0	0	1	12	
Perry	21	1-5	1-4	2-2	3	0	0	0	0	4	5	
Williams	2	0-1	0-1	0-0	1	0	0	0	0	0	0	
Sutton	19	1-2	0-0	0-0	7	2	1	0	1	2	2	
McMahon	11	1-4	0-3	3-3	0	1	0	0	0	2	5	
Team					4	1						
Totals	200	25-56	5-18	14-15	38	12	15	5	3	19	69	
Total FG%	1st H:	11-22	50.0%	2nd H:	14-34	41.2%	Game:	44.6%				
3-Pt. FG%	1st H:	1- 5	20.0%	2nd H:	4-13	30.8%	Game:	27.8%				
FThrow %	1st H:	9-10	90.0%	2nd H:	5- 5	100%	Game:	93.3%				

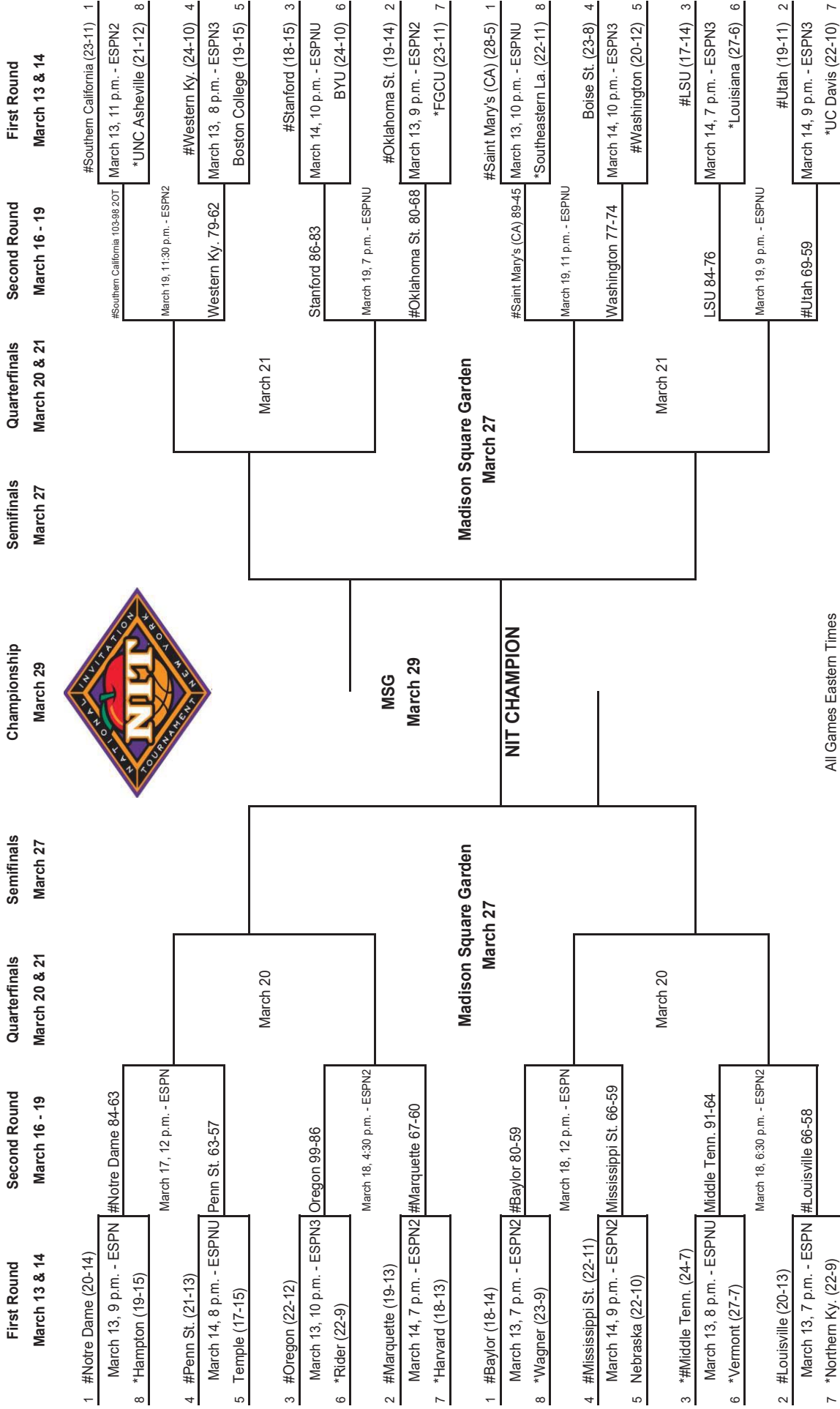
North Carolina State 76												
Player	min	FG	3FG	FT	Reb	Ast	TO	BL	ST	PF	TP	
Abu	f 11	1-2	0-0	1-4	4	0	0	1	0	3	3	
Freeman	f 8	0-2	0-0	2-4	0	0	0	0	2	0	2	
Johnson	g 27	3-8	0-3	3-5	3	5	1	0	2	2	9	
Freeman	g 39	3-13	1-3	9-11	6	6	0	0	2	1	16	
Hunt	g 24	2-4	1-3	0-0	0	0	0	0	0	1	5	
Dorn	35	7-11	0-1	1-2	8	1	1	0	0	1	15	
Batts	4	0-0	0-0	0-0	0	0	0	0	0	1	0	
Beverly	28	5-7	3-4	0-0	1	0	1	0	0	3	13	
Yurtseven	24	5-12	3-5	0-0	5	0	1	5	3	1	13	
Team					3							
Totals	200	26-59	8-19	16-26	30	12	4	6	9	13	76	
Total FG%	1st H:	12-32	37.5%	2nd H:	14-27	51.9%	Game:	44.1%				
3-Pt. FG%	1st H:	4-11	36.4%	2nd H:	4- 8	50.0%	Game:	42.1%				
F Throw %	1st H:	5-11	45.5%	2nd H:	11-15	73.3%	Game:	61.5%				

Score by Periods				Attendance: 18,975	
1st	2nd	Total	Ties:		
Louisville	32	37	69	Ties: 7	
NC State	33	43	76	Lead Changes: 14	

Louisville 82, Florida State 74 March 7, 2018 -- Brooklyn, NY (Barclays Center)

Louisville 82												
Player	min	FG	3FG	FT	Reb	Ast	TO	BL	ST	PF	TP	
Spalding	f 25	8-13	1-1	1-2	4	1	1	2	1	2	18	
Adel	f 38	6-13	2-4	1-2	8	2	1	0	1	1	15	
Mahmoud	c 28	1-6	0-0	3-6	6	3	0	5	1	4	5	
King	g 20	2-4	0-0	0-0	2	1	1	0	1	0	4	
Snider	g 35	7-13	3-7	2-3	5	6	0	0	0	2	19	
Perry	23	3-6	2-2	0-0	2	1	4	0	1	0	8	
Williams	0+	0-0	0-0	0-0	0	0	0	0	0	0	0	
Sutton	21	4-7	1-1	1-2	6	1	1	3	1	1	10	
McMahon	10	1-1	1-1	0-0	0	0	0	0	0	2	3	
Team					5	1						
Totals	200	32-63	10-16	8-15	38	15	9	10	6	12	82	
Total FG%	1st H:	16-33	48.5%	2								

2018 NATIONAL INVITATION TOURNAMENT



All Games Eastern Times
 *Automatic Qualifiers - Regular Season Conference Champions
 #Host Institution

2017-18 Louisville Photo Roster




0 V.J. King
F 6-6 190 So.
Cleveland, Ohio
(Paul VI Catholic HS)



1 Lance Thomas
F 6-8 220 Fr.
Norcross, Ga.
(Norcross HS)




2 Darius Perry
G 6-2 175 Fr.
Powder Springs, Ga.
(Wheeler HS)



3 Jo Griffin
G 6-1 175 Fr.
Crestwood, Ky.
(South Oldham HS)



4 Quentin Snider
G 6-2 175 Sr.
Louisville, Ky.
(Ballard HS)



5 Malik Williams
F/C 6-11 225 Fr.
Ft. Wayne, Ind.
(Snider HS)



12 Jacob Redding
G 6-0 165 Fr.
Ft. Wayne, Ind.
(Carroll HS)



13 Ray Spalding
F 6-10 225 Jr.
Louisville, Ky.
(Trinity HS)



14 Anas Mahmoud
C/F 7-0 230 Sr.
Cairo, Egypt
(West Oaks Academy)




22 Deng Adel
G/F 6-7 200 Jr.
Melbourne, Australia
(Victory Rock Prep)



23 Steven Enoch
C 6-10 240 Jr.
Norwalk, Conn.
(Univ. of Connecticut)



24 Dwayne Sutton
F 6-5 200 So.
Louisville, Ky.
(UNC Asheville)



30 Ryan McMahon
G 6-0 175 So.
Sarasota, Fla.
(Cardinal Mooney HS)



33 Jordan Nwora
F 6-7 215 Fr.
Buffalo, N.Y.
(Vermont Academy)



On The Bench



Pronunciation Guide:

- ◆ Adel (uh-DELL)
- ◆ Anas Mahmoud (AH-nus mah-MOOD)
- ◆ Enoch (EE-knock)
- ◆ Nwora (WOR-uh, silent N)

Steven Enoch will sit out the 2017-18 season after transferring from Connecticut.



David Padgett
Acting Head Coach



Trent Johnson
Assistant Coach



Greg Paulus
Assistant Coach



R.J. Evans
Assistant Coach



Michael Bowden
Dir. Basketball Operations