

Louisville Basketball Quick Facts

Location	Louisville, Ky. 40292
Founded / Enrollment	1798 / 22,000
Nickname / Colors	Cardinals / Red & Black
Conference	Atlantic Coast
Home Court	KFC Yum! Center (22,000)
President	Dr. Neeli Bendapudi
Vice President/Director of Athletics	Vince Tyra
Head Coach	Chris Mack (Xavier '92)
UofL Record	4-2 (first year)
Overall Record	219-99 (10 years)
Assistant Coach	Dino Gaudio (Ohio U. '81)
Assistant Coach	Luke Murray (Fairfield '07)
Assistant Coach	Mike Pegues (Delaware '00)
Dir. of Basketball Operations	Kahil Fennell (Redlands '04)
All-Time Record	1,706-914 (105 yrs.)
<i>(does not include 123-3 record vacated by NCAA)</i>	
All-Time NCAA Tournament Record	61-40
<i>(38 Appearances, 8 Final Fours, 2 NCAA Titles - '80, '86)</i>	
Important Phone Numbers	
Athletics Office	(502) 852-5732
Basketball Office	(502) 852-6651
Sports Information Office	(502) 852-6581
SID - Kenny Klein, cell	(502) 599-7865

2018-19 Schedule / Results

Date	Opponent	TV	Time (ET)	Result
October				
Sun. 28	BELLARMINE ~	ACCN	W 71-60	
November				
Sat. 3	SIMMONS (Ky.) ~	ACCN	W 90-41	
Thur. 8	NICHOLLS	ACCN	W 85-72	
Tues. 13	SOUTHERN +	ACCN	W 104-54	
Fri. 16	VERMONT +	ACCN	W 86-78	
Wed. 21	#5/5 Tennessee #	ESPN2	L 81-92	
Fri. 23	Marquette #	ESPN2	L 74-77/ot	
Tues. 27	#9/8 MICHIGAN STATE ^	ESPN	W 82-78/ot	
December				
Sat. 1	at Seton Hall	FOX	12:01 p.m.	
Wed. 5	CENTRAL ARKANSAS	WAVE	7:00 p.m.	
Sat. 8	at Indiana	FOX	2:30 p.m.	
Wed. 12	LIPSCOMB	RSN	7:00 p.m.	
Sat. 15	KENT STATE	RSN	4:00 p.m.	
Fri. 21	ROBERT MORRIS	ACCN	7:00 p.m.	
Sat. 29	KENTUCKY	ESPN2	2:00 p.m.	
January				
Sun. 6	MIAMI	ESPNU	6:00 p.m.	
Wed. 9	at Pittsburgh	Raycom/WAVE	8:00 p.m.	
Sat. 12	at North Carolina	ESPN or ESPN2	Noon	
Wed. 16	BOSTON COLLEGE	RSN	7:00 p.m.	
Sat. 19	at Georgia Tech	Raycom/WHAS	4:00 p.m.	
Thur. 24	NC STATE	Raycom/WAVE	8:00 p.m.	
Sat. 26	PITTSBURGH	Raycom/WHAS	2:00 p.m.	
Wed. 30	at Wake Forest	Raycom/WAVE	8:00 p.m.	
February				
Sat. 2	NORTH CAROLINA	ESPN/ESPN2	2/4/6 p.m.	
Mon. 4	at Virginia Tech	ESPN	7:00 p.m.	
Sat. 9	at Florida State	ESPN/ESPN2/U	4:00 p.m.	
Tues. 12	DUKE	ESPN or ESPN2	9:00 p.m.	
Sat. 16	CLEMSON	ESPN/ESPN2/U	Noon	
Wed. 20	at Syracuse	ESPN	7:00 p.m.	
Sat. 23	VIRGINIA	Raycom/WHAS	Noon	
Wed. 27	at Boston College	RSN	9:00 p.m.	
March				
Sun. 3	NOTRE DAME	CBS	1:30 p.m.	
Sat. 9	at Virginia	ESPN or ESPN2	4/6/8 p.m.	
Tues. 12	at ACC Tournament	TBA	TBA	
Sat. 16	(Spectrum Center, Charlotte, NC)			
~ exhibition game				
+ NIT Season Tip-Off, Louisville, KY				
# NIT Season Tip-Off, Brooklyn, NY				
* ACC/Big 10 Challenge, Louisville, KY				



LOUISVILLE BASKETBALL

TOUGH. TOGETHER. UNBREAKABLE.

1980, 1986 NCAA Champions □ 8 NCAA Final Fours □ 38 NCAA Tournament Appearances

Sports Information • University of Louisville • Louisville, KY 40292 • www.GoCards.com
Phone: (502) 852-6581 • email: kenny@GoCards.com • Twitter/Instagram: @LouisvilleMBB

Louisville Cardinals (4-2) vs. Seton Hall Pirates (4-2)



Saturday, Dec. 1 ■ 12:01 p.m. ET ■ Prudential Center ■ Newark, N.J.

PROBABLE STARTING LINEUPS

Louisville (4-2)	Ht.	Wt.	Yr.	PPG	RPG	Hometown
F 24 Dwayne SUTTON	6-5	215	Jr.	7.5	5.5	Louisville, Ky.
F 33 Jordan NWORA	6-7	225	Sr.	17.7	7.5	Buffalo, N.Y.
C 23 Steven ENOCH	6-10	260	Jr.	9.2	3.8	Norwalk, Conn.
G 1 Christen CUNNINGHAM	6-2	190	Gr.	8.3	1.3	Georgetown, Ky.
G 2 Darius PERRY	6-2	195	So.	9.7	1.3	Marietta, Ga.
Seton Hall (4-2)	Ht.	Wt.	Yr.	PPG	RPG	Hometown
F 1 Mike NZEI	6-8	205	Sr.	11.2	5.0	Makurdi, Nigeria
F 23 Sandro MAMUKELASHVILI	6-10	230	So.	8.0	7.7	Tbilisi, Georgia
G 0 Quincy McKNIGHT	6-4	185	Jr.	8.2	3.3	Bridgeport, Conn.
G 12 Myles POWELL	6-2	195	Jr.	24.3	3.5	Trenton, N.J.
G 22 Myles CALE	6-6	210	So.	6.5	2.8	Middletown, Del.

Head Coach: Kevin Willard (Pittsburgh '97) 154-116 in 9th yr. at Seton Hall, 199-165 in 12th yr. overall.

Louisville plays its first true road game of the season as the Cardinals visit the Seton Hall Pirates on Saturday. Louisville posted its first victory over a Top 10 team in two years in beating No. 9/8 Michigan State 82-78 in overtime in the ACC-Big Ten Challenge at the KFC Yum! Center on Tuesday. Ryan McMahon scored a career-high 24 points off the bench, connecting on 4-of-7 three-pointers and 12-of-13 free throws as the Cardinals overcame a 17-rebound deficit. The Cardinals made 10 threes, their fourth game with eight or more. UofL has won 50 straight home games in the month of November spanning the last 28 years, including a perfect 37-0 record in the KFC Yum! Center. Seton Hall, coached by former UofL assistant coach Kevin Willard, has had nearly a week off after winning the 2018 Wooden Legacy Championship, beating Miami 83-81 in the title game on Nov. 25 in Fullerton, Ca.

GAME FACTS

Site: Prudential Center (10,862), Newark, N.J.

Television: FOX - Tim Brando, play-by-play; Jim Jackson, analyst; Andy Katz, reporter.

Radio: WKRD (790 AM) Paul Rogers, play-by-play; Bob Valvano, analyst (XM channel 193, Internet 955)

Series History: Louisville leads 13-6 (6-2 in Louisville, 6-4 at Seton Hall, 1-0 neutral)

Last Meeting: Seton Hall 79, UofL 77 (Dec. 3, 2017 at KFC Yum! Center)

Officials: Mike Roberts, Brent Hampton, Ron Groover

Next UofL Game: Dec. 5 vs. Central Arkansas, KFC Yum! Center, 7:00 p.m. ET (WAVE-TV in Louisville/Raycom Sports)

CARD FILE

■ Louisville has made 36 more free throws (163-of-213, .765) than its opponents have attempted (94-of-130, .723). Louisville **leads the nation** in free throw attempts per field goal attempts (213/325, 65.5 percent) and **leads the nation** with 31.8 percent of its points coming from free throws. The Cardinals made 30-of-41 free throws against Michigan State. UofL is 31st in the nation in free throw percentage.

■ Nearly half of Louisville's points this year have come from its bench (40.0 points per game). The Cardinals' bench produced a school-record 63 bench points against Southern and contributed 37 points against Michigan State.

■ **Jordan Nwora** has scored in double digits in all six games this season, averaging 17.7 points per game (7th in the ACC). He produced 14 points and a team-high nine rebounds against Michigan State on Tuesday, his fifth game with seven or more rebounds.

■ Louisville has scored over 80 points in five of its six games and the Cardinals are 30th in the nation in scoring offense, averaging 85.3 points per game.

■ Louisville has a 37-7 record during the month of December over the last six years (6-2 in 2017-18).

■ Louisville's 2019 signing class is ranked as the **best in the nation** by ESPN.com, third by Rivals.com and fourth by 247sports.com. All six individuals are ranked highly among the nation's prospects, including five of the six among ESPN's top 100. The impressive signing class includes **Aidan Igiehon**, **David Johnson**, **Josh Nickelberry**, **Quinn Slazinski**, **Samuell Williamson** and **Jae'Lyn Withers**.

■ **About Seton Hall** — Louisville plays its first true road game of the season as the Cardinals visit the Seton Hall Pirates on Saturday. Seton Hall (4-2) has had nearly a week off after winning the 2018 Wooden Legacy Championship, beating Miami 83-81 in the title game on Nov. 25 in Fullerton, Ca.

Junior guard Myles Powell, the Pirates top scorer this season averaging 24.3 points per game (15th in the nation in scoring; 20-of-50 three-pointers), was named the Wooden Legacy's Most Outstanding Player after averaging 25.3 points in three games in the event. All-tournament selection senior forward Michael Nzei scored a career-high 21 points against Miami and averages 11.2 points while shooting 77.1 percent from the field (27-of-35). Nzei hails from Our Savior New American School in Centereach, N.Y., which also produced former Cardinal forward Juan Palacios (2004-08 at UofL, 1,126 career points, 718 career rebounds).

Coached by former UofL assistant coach Kevin Willard, Seton Hall is No. 51 in the Sagarin Ratings and No. 54 by Ken Pomeroy through Nov. 28. Willard was an assistant at UofL for six years (2001-07). The Cardinals were a combined 142-58 during Willard's six years at UofL. Willard guided the Cardinals to a 64-48 win over Houston (1-28-04) in Freedom Hall when Pitino took a short medical leave.

Louisville has a 13-6 series advantage over Seton Hall, winning five of the last six and 10 of the last 13 meetings. Seton Hall won the last matchup 79-77 over the Cardinals in the KFC Yum! Center last year (12-3-17) as Desi Rodriguez scored 29 points for the Pirates, including the winning basket with eight seconds remaining.

Seton Hall sophomore forward Taurean Thompson, a transfer from Syracuse, started two games against Louisville in the 2016-17 season for the Orange, averaging 11.0 points and 4.5 rebounds in two UofL victories.

Louisville was a fellow member of the Big East Conference for eight seasons (2005-13). The Cardinals have a collective 162-106 all-time record against current members of the Big East. UofL fell 77-74 in overtime to Big East member Marquette earlier this season (11-23-18).

The two teams met in a classic matchup when No. 18 Louisville defeated top-ranked Seton Hall (No. 1 AP) 73-67 at the Armory in Louisville on March 2, 1953. Chuck Noble led the Cardinals with 16 points while 6-11 All-America Walt Dukes led the Pirates with 35 points. The UofL victory avenged a 66-77 loss at Seton Hall earlier that season (12-15-52). The Cardinals went on to reach the quarterfinals of the NIT that year before falling to Manhattan.

UofL Coach Chris Mack has a 6-6 record against Seton Hall.

UofL has an 21-4 record all-time in games played on Dec. 1, winning its last five on that date.



Statistical Comparison

	SHU	UofL
Record	4-2	4-2
Scoring Average.....	73.2	85.3
Points Allowed.....	67.5	75.2
Scoring Margin	+5.7	+10.2
FG Percentage.....	.459	.462
Opp. FG Percentage....	.434	.447
3-Pt. Percentage303	.360
FT Percentage681	.765
Rebound Margin	+0.3	+1.3
Turnover Margin	+4.3	+1.5

Series vs. Seton Hall

<i>(Won 13, Last 6)</i>		
Date	UL	SHU
Dec. 28, 1948 (A) (OT).....	71	69
Jan. 27, 1950 (A).....	82	69
Dec. 15, 1950 (A).....	60	58
Dec. 31, 1951 (A).....	65	67
Feb. 25, 1952 (H).....	81	83
Dec. 15, 1952 (A).....	66	77
Mar. 2, 1953 (H).....	73	67
Dec. 14, 2002 (H).....	91	70
Dec. 10, 2003 (H).....	80	71
Mar. 4, 2007 (H).....	86	71
Jan. 19, 2008 (A).....	82	92
Mar. 4, 2009 (H).....	95	78
Jan. 21, 2010 (A).....	77	80
Jan. 5, 2011 (H).....	73	54
Jan. 28, 2012 (A).....	60	51
Mar. 7, 2012 (N)*.....	61	55
Jan. 9, 2013 (A).....	73	58
Feb. 23, 2013 (H).....	79	61
Dec. 3, 2017 (H).....	77	79

*Big East Tournament (New York, NY)

Last Meeting vs. Seton Hall

Seton Hall 79, Louisville 77

Dec. 3, 2017 -- KFC YUM! CENTER

Louisville 77

Player	min	FG	3FG	FT	Reb	Ass	TO	BL	ST	PF	TP
Spalding	f 17	1-5	0-1	0-0	8	1	4	0	1	3	2
Adel	f 36	7-12	0-2	6-6	5	2	4	2	1	0	20
Mahmoud	c 20	0-0	0-0	0-0	1	0	1	5	2	2	0
King	g 24	6-8	2-3	0-1	5	1	4	0	0	3	14
Snider	g 37	6-16	1-7	2-2	7	2	1	0	1	0	15
Perry	13	2-4	0-2	0-0	1	1	0	0	1	1	4
Williams	12	1-3	1-3	0-0	3	0	0	0	0	1	3
Sutton	20	3-6	2-3	1-2	3	1	0	0	0	4	9
Nwora	21	2-3	1-2	5-8	2	0	2	0	1	2	10
Team					1						
Totals	200	28-57	7-23	14-19	36	8	16	7	7	16	77

Total FG%	1st H:	13-29	44.8%	2nd H:	15-28	53.6%	Game:	49.1%
3-Pt. FG%	1st H:	2-11	18.2%	2nd H:	5-12	41.7%	Game:	30.4%
FThrow %	1st H:	9-13	69.2%	2nd H:	5-6	83.3%	Game:	73.7%

Seton Hall 79

Player	min	FG	3FG	FT	Reb	Ass	TO	BL	ST	PF	TP
Sanogo	f 20	2-4	0-0	2-2	3	0	1	0	2	4	6
Rodriguez	f 37	12-18	2-7	3-8	8	2	3	1	4	1	29
Delgado	c 32	5-12	0-0	0-0	13	2	1	0	0	2	10
Carrington	g 35	7-16	1-4	3-5	4	4	2	0	0	0	18
Powell	g 35	4-12	3-8	2-2	1	2	3	0	1	3	13
Nzei	16	0-2	0-0	1-2	3	0	0	0	0	3	1
Gordon	4	0-1	0-1	0-0	2	0	0	0	0	0	0
Cale	12	1-3	0-1	0-0	0	0	1	0	4	2	2
Mamukelashvili	9	0-0	0-0	0-0	1	0	1	0	0	2	0
Team					0						
Totals	200	31-68	6-21	11-19	35	10	12	1	11	17	79

Total FG%	1st H:	14-33	42.4%	2nd H:	17-35	48.6%	Game:	45.6%
3-Pt. FG%	1st H:	3-12	25.0%	2nd H:	3-9	33.3%	Game:	28.6%
F Throw %	1st H:	7-14	50.0%	2nd H:	4-5	80.0%	Game:	57.9%

Score by Periods	1st	2nd	Total	Attendance:
Seton Hall	38	41	79	Ties: 7
Louisville	37	40	77	Lead Changes: 6

■ **Milestones in Reach** — Dwayne Sutton needs two points for 200 in his UofL career. He has scored 606 collegiate points and 439 career rebounds including his freshman year at UNC Asheville ... Darius Perry needs one point for 200 in his career ... Including his time at Richmond, Khwan Fore needs 60 points for 1,000 in his collegiate career ... Akoy Agau, whose 24th birthday was Wednesday, needs six rebounds for 300 in his career from his collection of stops, 61 of which have come at Louisville.

■ **Nwora All-Tournament Selection** — Louisville forward Jordan Nwora was named to the 2018 NIT Season Tip-Off All-Tournament team along with Sam Hauser of Marquette, Jordan Boond and Grant Williams of Tennessee, and Lagerald Vick and Dedric Lawson (MVP) of Kansas. Nwora averaged 19.0 points and 8.5 rebounds in two games in the event against Tennessee and Marquette. He totaled career highs of 23 points and 10 rebounds against No. 5 Tennessee in his first career double-double. He had 15 points and seven rebounds against Marquette. Nwora is the Cardinals' scoring (17.7 ppg, 7th in the ACC) and rebounding (7.2 rpg, 10th in the ACC) leader on the season. He made his first career start against Michigan State and contributed 14 points and a team-high nine rebounds for the Cardinals.

■ **Last Week of Classes** — The last day of classes for the 2018 UofL fall semester is Dec. 3. After a reading day, final exams will be Dec. 5-11. After the semester break, classes will resume for the spring semester on Jan. 7.

2018-19 Seton Hall University Pirates Men's Basketball Roster

No.	Name	Ht.	Wt	Pos	Yr.	Hometown / High School / Previous School
0	Quincy McKnight	Jr.	G	6-4	185	Bridgeport, Conn./ Phelps School (Pa.) / St. Joseph
1	Michael Nzei	Sr.	F	6-8	205	Makurdi, Nigeria / Our Savior New American (N.Y.)
2	Anthony Nelson	Fr.	G	6-4	175	New York, N.Y. / South Kent School
13	Myles Powell	Jr.	G	6-2	195	Trenton, N.J. / Trenton Catholic
14	Jared Rhoden	Fr.	G/F	6-6	205	Baldwin, N.Y. / Our Saviour Lutheran
15	Taurean Thompson	So.	F	6-11	215	New York, N.Y. / Brewster Acad. / St. Anthony / Syracuse
21	Ike Obiagu	So.	C	7-1	255	Abuja, Nigeria / Greenforest Academy / Florida State
22	Myles Cale	So.	G/F	6-6	210	Middletown, Del. / Appoquinimink
23	Sandro Mamukelashvili	So.	F	6-10	230	Tbilisi, Georgia / Montverde Academy (Fla.)
30	Asiah Avent	Jr.	G	6-3	190	Springfield, N.J. / Franklin
32	Darnell Brodie	Fr.	F	6-9	265	Newark, N.J. / Newark East Side / Montverde Academy (Fla.)
33	Shavar Reynolds	So.	G	6-2	195	Manchester, N.J. / Manchester Township
35	Romaro Gill	Jr.	C	7-2	255	St. Thomas, Jamaica / St. Thomas / Vincennes University

Head Coach: Kevin Willard **Asst. Coach:** Grant Billmeier, Tony Skinn, Duane Woodward

■ **Bountiful Bench** — Louisville is averaging 40.0 points from its bench over the first six games of the season. The Cardinals scored a school-record 63 bench points against Southern. Jordan Nwora (20 points, seven rebounds, two steals) and Malik Williams (17 points, five rebounds) led the Cardinals off the bench against Southern, as a dozen players scored for UofL. Nwora followed with 22 points against Vermont off the bench, and totaled a career high 23 points with 10 rebounds against Tennessee. Nwora, who is among the top ten scorers in the ACC (17.7 ppg), is the first underclassman with back-to-back-to-back 20 point scoring efforts since Donovan Mitchell on Feb. 18-26, 2017. Louisville is 34th in the nation in bench minutes per game.

2018-19 University of Louisville Cardinals Men's Basketball Roster

No.	Name	Pos.	Ht.	Wt.	Yr.	Exp.	Hometown (Previous School)
0	Akoy Agau	F	6-8	240	Gr.	Tr.	South Sudan (SMU)
1	Christen Cunningham	G	6-2	190	Gr.	Tr.	Georgetown, Ky. (Samford University)
2	Darius Perry	G	6-2	195	So.	1L	Marietta, Ga. (Wheeler HS)
3	Jo Griffin	G	6-1	200	So.	1L	Crestwood, Ky. (South Oldham HS)
4	Khwan Fore	G	6-0	185	Gr.	Tr.	Huntsville, Ala. (University of Richmond)
5	Malik Williams	F/C	6-11	245	So.	1L	Ft. Wayne, Ind. (Snider HS)
10	Wyatt Battaile	G/F	6-4	195	Fr.	HS	Pikeville, Ky. (Pikeville HS)
12	Jacob Redding	G	6-0	180	So.	1L	Ft. Wayne, Ind. (Carroll HS)
13	V.J. King	G/F	6-6	215	Jr.	2L	Cleveland, Ohio (Paul VI Catholic HS)
14	Will Rainey *	G	6-3	180	Sr.	Tr.	Louisville, Ky. (Spalding University)
23	Steven Enoch	C	6-10	260	Jr.	Tr.	Norwalk, Conn. (Univ. of Connecticut)
24	Dwayne Sutton	F	6-5	215	R-Jr.	1L	Louisville, Ky. (UNC Asheville)
30	Ryan McMahon	G	6-0	180	R-Jr.	2L	Sarasota, Fla. (Cardinal Mooney HS)
33	Jordan Nwora	F	6-7	225	So.	1L	Buffalo, N.Y. (Vermont Academy)

Pronunciation Guide: Akoy Agau (uh-KOY, uh-GOW; like cow with a "G"), Battaile (BATTLE), Enoch (EE-knock), Khwan Fore (KWAHN FOUR), Nwora (WOR-uh; silent N). * Rainey, a walk-on, will sit out the 2018-19 season after transferring from Spalding University.

■ **Eight AP Top 10 Foes** — Louisville's eight games against preseason AP Top 10 opponents is the most in the nation and three more than the next closest school. The Cardinals will face 2 Kentucky, 4 Duke, 5 Virginia (twice), 6 Tennessee, 8 North Carolina (twice), and 10 Michigan State. Louisville will face one of the nation's most difficult schedules this season, with 11 possible opponents ranked among the preseason AP Top 25, including seven of the top 10 teams. Over half of the Cardinals' games -- 17 of 31 -- will be played against teams in the AP Top 25 or among those receiving votes in the preseason poll. UofL's schedule has been among the top 16 toughest by the RPI in nine of the past 11 seasons (10th-toughest last year). Seven ACC teams were among the preseason AP Top 25 and additional four schools are including among those receiving votes, including Louisville.

No. of Games vs. AP Preseason Top 25

8 - Louisville
5 - Duke
5 - Florida
5 - Kentucky
5 - North Carolina
5 - Wake Forest
Nine schools tied at 4

■ **Card File** — Louisville has blocked a shot in 275 consecutive games, dating back to 2011 ... Louisville's win over No. 9/8 Michigan State was its first victory over a Top 10 team since beating No. 7 Duke 78-69 in the KFC Yum! Center on Jan. 14, 2017 ... Christen Cunningham has averaged 14.5 points and four assists over the last two games, including scoring a season-high 16 points against Marquette. He has 17 assists with seven turnovers on the season ... With two straight overtime games, the Cardinals last played back-to-back overtime games in 2004 when they fell at No. 17 Cincinnati on Feb. 21 and lost to DePaul on Feb. 25. UofL has an all-time 81-45 overtime record, winning five of its last nine ... Darius Perry handed out a career-high eight assists and three steals against Tennessee. Perry needs one point for 200 in his career ... Louisville made a season-best 11 three-pointers against Tennessee. UofL made as many as 11 threes on four occasions last season. The Cardinals have buried at least eight threes in four of its six games this year, including 10 vs. Michigan State in its last game ... In beating No. 9/8 Michigan State in the Cardinals' sixth game, UofL Coach Chris Mack became the second-fastest UofL coach to defeat a Top 10 opponent, behind only John Dromo's win over No. 4 Kansas in the second game of the 1967-68 season. Louisville had lost its last seven against Top 10 opponents before the win ... With UofL's 3-0 start, Chris Mack became just the fourth UofL coach to win his first three games at Louisville, joining C.V. Money, Peck Hickman and David Padgett ... Ryan McMahon handed out a career-best six assists against Southern, adding eight points. He has an 12-6 assists-to-turnovers ratio for the season. McMahon passed 300 career points in his last game against Michigan State ... Louisville has a rebounding advantage in four of its six games this season, but had a 17-rebound deficit in its last game vs. Michigan State ... Steven Enoch made his first 14 free throws of the season. His .857 free throw percentage is seventh in the ACC ... Louisville made its first public appearance of the season on Sept. 28 at "Louisville Live," an outdoor event at Fourth Street Live! in downtown Louisville with team activities on a portable court placed on the covered area of the street with 7,500 fans surrounding the court ... Over the last nine seasons, UofL has recovered from nine or more points down to win on 30 occasions, including five during the 2017-18 season ... Many UofL players have amassed more muscle in the offseason, including V.J. King, who added 25 pounds ... V.J. King is the most experience Cardinal with 1,491 career minutes and 48 starts. The next closest to him is Ryan McMahon's 740 minutes ... Chris Mack is one of 55 Division I head coaches that are in their first season at their respective schools ... Louisville is No. 34 in the Sagarin Ratings, No. 47 in ESPN's College Basketball Power Index (BPI), and No. 53 by Ken Pomeroy through Nov. 27.



■ **Toy Collection Dec. 12** — New toys will be collected and subsequently donated to Norton's Children's Hospital prior to the Cardinals' Dec. 12 men's basketball game against Lipscomb. New toys for any age or gender will be collected at the entrance of the KFC Yum! Center. A group of the toys will also be provided to the Home of the Innocents and Wesley House. The collection is associated with UofL Athletics' CardsCARE program and Kyle's Korner for Kids, the community outreach established in 2011 by former Cards' forward Kyle Kuric while a UofL student.

Kuric, who has been playing professional basketball for the past four seasons and is currently with FC Barcelona Lassa in Spain, helped the Cardinals reach the 2012 Final Four (later vacated) as a senior. For those who wish to contribute a toy to the drive and cannot attend the Dec. 12 game, toys may be dropped at the UofL Athletics offices on the second floor of the Swain Student Activities Center located at 2100 South Floyd Street. Toys will be accepted weekdays between 9 a.m. and 5 p.m. through Dec. 11.

■ **Enoch Reaches Top 10 in Career Debuts** — Steven Enoch, a junior in his first season at UofL after transferring from Connecticut, tied for 10th in scoring at UofL in a career debut with 15 points against Nicholls in the Cardinals' opening game of the season on Nov. 8. He added eight rebounds, a pair of blocked shots and his 9-of-9 free throws tied a debut record, also accomplished by Jerry Smith in a 100-87 victory over Northwestern State on Nov. 18, 2006. In six games this season, Enoch has averaged 9.2 points and 17.5 minutes, connecting on 17-of-30 field goals (.567) -- including making three of his four three-point attempts -- and has made 18-of-21 free throws (.857, 6th in the ACC). Foul trouble limited him to three points in seven minutes against Michigan State in his last game. The communication major scored a personal career-best 15 points vs. USF as a sophomore at UConn and his top rebounding effort there was seven boards with four blocks vs. North Florida as a sophomore.

INDIVIDUAL SCORING / CAREER DEBUT

Pts. / Player	Date	Opponent
27- Butch Beard	12- 3-66	Georgetown
24- Jerry Smith	11-18-06	Northwestern St.
22- Marques Maybin	11-27-97	Hofstra
18- Samardo Samuels	11-22-08	Morehead State
18- Derek Smith	11-24-78	Penn State
17- Darius Perry	11-12-17	George Mason
17- David Padgett	12- 3-05	Prairie View A&M
16- Greg Minor	11-23-91	Howard
16- Everick Sullivan	11-18-88	Xavier
15- Steven Enoch	11- 8-18	Nicholls
15- Felton Spencer	11-28-86	Northeastern
15- Billy Thompson	11-26-82	Florida

■ **Cardinal Spurts** — Through its six games this season, Louisville has produced 11 runs of 8-0 or better, including an 8-0 run against Michigan State in the first half of its last game. Louisville has forced its opponents into six scoring droughts of three minutes or more, including a stretch of 3:19 against Michigan State in its last game.

■ **Tickets Available** — UofL tickets for games in the KFC Yum! Center this season are available in a few special group plans.

Half-Season Plan -- A special half-season ticket plan which includes a flexible group of nine games is currently available. The nine-game plan guarantees fans the best reserved seats available for these games:

- The Cardinals Dec. 29 battle with in-state rival Kentucky.
- A choice of one of the premium matchups against Duke on Feb. 12 or North Carolina on Feb. 2.
- A choice of other non-conference and ACC games as specified.

The cost-saving ticket groups may be purchased through "My Cardinal Account," or by accessing the half-season ticket information page online at www.GoCards.com/mbbhalf. Individuals will be prompted for the appropriate information through the online process. Tickets may also be purchased in person at the UofL Ticket Office, located near Gate 2 of Cardinal Stadium at 2800 South Floyd Street. The ticket office is open weekdays from 9 a.m. until 5 p.m.

Holiday Break Plan -- Fans can purchase a four-game Holiday Break Plan for upcoming Cardinal Basketball games. Included are games against Lipscomb (Dec. 12), Kent State (Dec. 15), Robert Morris (Dec. 21), and UofL's ACC opener against Miami (Jan. 6).

The four-game package may be purchased for \$90 for lower level seating and \$60 for upper level seating online at this link: <https://oss.ticketmaster.com/aps/uofl/EN/buy/flexplan>

Single-Game Tickets -- Single game tickets are on sale for four of the Cardinals' five remaining non-conference games, with the Dec. 29 game against Kentucky as the exception. Single game tickets for other home games will go on sale at a later date. Tickets are dynamically priced.

Tickets may be purchased by visiting Ticketmaster online at www.Ticketmaster.com, calling 1-800-745-3000 or by visiting any Ticketmaster Ticket Center, including the KFC Yum! Center. Convenience fees are applied with Ticketmaster orders. The direct link to purchase tickets through Ticketmaster is here: https://www.ticketmaster.com/Louisville-Cardinals-Mens-Basketball-tickets/artist/845511?tm_link=tm_homeA_rc_name3

Information on additional ticket opportunities may be obtained by calling (502) 852-5151 or visiting online at www.GoCards.com/mbbtickets.

■ **Cards Chosen 11th in ACC Preseason Poll** — UofL was picked to finish 11th in the Atlantic

Coast Conference in 2018-19 in a preseason media poll with Duke as the league favorite for the second straight year. North Carolina senior forward Luke Maye was honored as the preseason Player of the Year while Duke freshman forward RJ Barrett was chosen the ACC Preseason Rookie of the Year. Louisville finished tied for ninth last season, tied for second in 2016-17 and was fourth in each of its first two years in the ACC. The 2019 New York Life ACC Tournament will be played March 12-16 at the Spectrum Center in Charlotte, N.C.

■ **Returning Production** -- While the Cardinals miss their five departed lettermen from a year ago, over a third of their total production will return. Louisville returns 39 percent of its scoring from its 2017-18 squad (1074 of 2721 points), 36 percent of its rebounding (478 of 1316), 35 percent of its assists (169 of 489) and 43 percent of the total minutes played (3133 of 7300). UofL returns eight lettermen and one starter in V.J. King, the Cardinals' leading returning scorer at 8.6 points per game a year ago. Four starters departed in All-ACC honorable mention selection Ray Spalding, the 56th pick in the 2018 NBA Draft who led UofL in rebounding (8.7 per game, 12.3 ppg); guard Quentin Snider, who averaged 11.8 points, a team-high 4.0 assists and scored 1,207 points in his career; forward Deng Adel, the Cardinals' leading scorer last season (15.0 ppg, 5.2 rpg) who scored 998 points in three seasons; and center Anas Mahmoud, an All-ACC Defensive Team selection who ranked ninth in the nation in blocked shots (2.9 bpg) and was third in career blocks at UofL with 218.

Cardinals on Social Media

	Twitter	Instagram
Chris Mack	@CoachChrisMack	
Akoy Agau	@AkoyAgau	@akoyagau
Wyatt Battaile	@Wyatt_10	@wyatt_10
Christen Cunningham	@yocunningham	@yocunningham
Steven Enoch	@StevenEnoch	@stevenenoch
Khwan Fore	@khwanfore	@khwanfore
Jo Griffin	@JoGriffin	@jogriffin1
V.J. King	@vjking_	@vjking_
Ryan McMahon	@RyanMcMahon	@ryanmcmahon
Jordan Nwora	@JordanNwora	@jordannwora
Darius Perry	@dariusperry	@_dariusthegreat
Will Rainey	@rainmain_14	@rain_man14
Jacob Redding		@j_redding13
Dwayne Sutton	@DwayneSutton	@dwaynesutton
Malik Williams	@leek_willi	@leek_willi

ATLANTIC COAST CONFERENCE

(ACC standings through Nov. 28)

School	ACC	Overall	Streak
Virginia.....	0-0	6-0	W 6
Duke.....	0-0	6-1	W 1
North Carolina.....	0-0	6-1	W 1
NC State.....	0-0	6-1	L 1
Notre Dame.....	0-0	6-1	W 4
Pittsburgh.....	0-0	6-1	L 1
Boston College.....	0-0	5-1	W 3
Florida State.....	0-0	5-1	L 1
Miami.....	0-0	5-1	L 1
Virginia Tech.....	0-0	5-1	L 1
Georgia Tech.....	0-0	4-1	W 3
Clemson.....	0-0	5-2	L 2
Louisville.....	0-0	4-2	W 1
Wake Forest.....	0-0	4-2	W 1
Syracuse.....	0-0	3-2	W 1

Upcoming ACC Games



ACC/Big Ten Challenge

Wednesday, November 28

Rutgers at Miami - ESPN	7 p.m.
Syracuse at Ohio State - ESPN/2	7 p.m.
Virginia at Maryland - ESPN/2	7 p.m.
Georgia Tech at Northwestern - ESPN	9 p.m.
Purdue at Florida State - ESPN2	9 p.m.
North Carolina at Michigan - ESPN	9 p.m.

Thursday, November 29

Sacred Heart at Boston College - ACCNE	7 p.m.
--	--------

Friday, November 30

Duquesne vs. Pitt - ACCNE	7 p.m.
PPG Paints Arena, Pittsburgh, Pa.	

Saturday, December 1

St. John's vs. Georgia Tech - ESPN	Noon
Hoophall Miami Invitational, Miami, Fla.	
Louisville at Seton Hall - FOX	Noon
Central Conn. St. at Virginia Tech - ACCNE	1 p.m.
Vanderbilt vs. NC State - ESPN2	5 p.m.
Hoophall Miami Invitational, Miami, Fla.	
Stetson at Duke - ESPN2	7 p.m.
Yale vs. Miami - ESPN3	7:30 p.m.
Hoophall Miami Invitational, Miami, Fla.	
Wake Forest at Richmond - NBCSN	7:30 p.m.
Cornell at Syracuse - ESPN	8 p.m.

Louisville in ACC Statistics

Team Statistics	Stat	Rank
Scoring Offense.....	85.3	4
Scoring Defense.....	75.2	15
Scoring Margin.....	+10.2	11
FT Percentage.....	.765	1
FG Percentage.....	.462	9
FG Pct. Defense.....	.447	15
3-Pt. Percentage.....	.360	10
3-Pt. Percentage Defense.....	.379	14
Rebounding Margin.....	+1.3	12
Blocked Shots.....	3.3	9
Assists.....	12.2	13
Steals.....	5.5	13
Turnover Margin.....	+1.5	11
Assists-Turnover Ratio.....	1.07	11
3FG Made.....	8.2	7
Scoring		
7. Jordan Nwora.....	17.7	
Rebounding		
10. Jordan Nwora.....	7.5	
Free Throw Percentage		
2. Ryan McMahon.....	.957	
6. Steven Enoch.....	.857	

■ **Cards Begin New Era with Chris Mack** — UofL began a new era when it named Chris Mack as its new head men's basketball coach on March 28. In nine seasons as the head coach at Xavier, Mack guided the Musketeers to a 215-97 record and eight NCAA Tournament appearances (the last five straight years), including reaching the Sweet 16 on four occasions and the Elite Eight in 2017. His teams won or shared three conference regular season championships while compiling a 105-49 league record over nine seasons in the Big East and Atlantic 10. Among active coaches, Mack's .689 winning percentage entering the season as a head coach ranks him 19th in the nation and his 215 victories entering this year are tied for the 11th-most ever amassed by a coach in their first nine seasons.

His 2017-18 Xavier squad achieved a 29-6 record, won Xavier's first Big East Conference regular season championship and earned the school's first-ever No. 1 seed in the NCAA Tournament. Mack was honored as the 2018 Big East Coach of the Year, NABC District 5 Coach of the Year, and he became the all-time coaching wins leader with the Musketeers. Xavier finished third in the final Associated Press poll — its highest ever ranking -- and last year's team was one short of the school record for victories.

Mack's contract with the Cardinals is for seven years, extending through the 2024-25 season. He will be just the fourth head coach to guide the Cardinals in the last 48 years, following Denny Crum (1971-2001), Rick Pitino (2001-17) and David Padgett (2017-18). Mack is the 21st head coach in Louisville's 104-year history and the seventh in the past 73 years.

■ **Cards Have 16 Straight 20-Win Seasons** — Louisville is one of four Division I schools in the nation which has won 20 or more games in each of the past 16 seasons. Reaching 20 victories last season and extending their streaks are Kansas (29), Duke (22), Gonzaga (20) and Louisville (16). UofL has won at least 19 games in 44 of the last 48 years. However, the NCAA Committee on Infractions' vacation of 123 victories in four of those years (2011-15) negates the official results.

■ **King Lone Returning Starter** — While the Cardinals return eight lettermen from last year's 22-14 unit, junior V.J. King is the Cardinals' lone returning starter. King was a starter at shooting guard in all 36 games for the Cardinals last season, scoring in double figures in 14 games, including seven of the last 16 and nine of the last 20. A two-time All-ACC Academic Men's Basketball Team selection, King was fourth on the team in scoring with an 8.6 average and was sixth on the team in three-point field goal percentage (.320). He scored a season-high 17 points against Purdue and Memphis last season and scored a career-high 24 points against Virginia as a freshman.

■ **Graduate Transfer Trio** -- UofL bolstered its roster with three graduate transfers that have one year of eligibility. Christen Cunningham started all 110 games of his career at Samford, where he ranks 13th on Samford's all-time scoring list with 1,283 career points and his 514 career assists is a school record. Khwan Fore started the last two seasons at Richmond, averaging 11 points and 3.2 rebounds as a redshirt junior last year. Akoy Agau, who played his freshman year at Louisville, returns to the Cardinals after a stint at Georgetown and SMU, where he averaged 5.0 points, 3.6 rebounds last season. In addition, junior center Steven Enoch has two years to play at UofL after sitting out the 2017-18 season. Enoch averaged 3.4 points, 2.3 rebounds and 12.1 minutes in 29 games during the 2016-17 season for Connecticut as a sophomore.

■ **Agau Returns** -- Graduate transfer Akoy Agau made the rare move to return to the Cardinals where he began his collegiate career. Agau played his freshman year at Louisville in 2013-14, transferred to Georgetown in December of 2014 following the UofL fall semester, missed the entire 2015-16 season after suffering an injury in preseason, played 32 games for Georgetown in 2016-17, and played the 2017-18 season at SMU as a graduate transfer. Last season, he averaged 5.0 points, 3.6 rebounds and shot 51.2 percent from the field while appearing in 27 games for SMU. Agau has one season of competition available after obtaining waivers to participate and plans to work on a master's degree in business. An NCAA waiver was approved to extend his eligibility clock to a sixth year and he obtained a transfer residency waiver so he could play immediately, since he transferred twice previously. He had two medical hardship waivers approved when he was an undergraduate.

■ **Nwora Gained International Experience** -- Sophomore forward Jordan Nwora had a successful venture as a member of the Nigeria national team in the 2018 FIBA World Cup African Qualifiers June 29-July 1 in Lagos, Nigeria. In three games, Nwora tied for the average scoring lead among all players in the 16-team event with a 21.7 average in his three games. His 8.0 rebounding average was 10th in the qualifiers, his 2.3 steals per game tied for third, and his 2.7 assists ranked 16th. Nwora totaled 36 points, five rebounds, four assists and four steals for Nigeria in a 93-53 victory over Mali on July 1. His 36 points is the most ever scored by a Nigerian player in a major tournament, a mark previously held by Ikechukwu Diogu with 31 points on two occasions. Nwora made 12-of-20 field goals in the game, including 5-of-11 from three-point range, and 7-of-8 free throws. Nwora has dual citizenship with Nigeria. His father Alex, who is the head coach at Erie Community College, serves as the head coach of the Nigerian team.

A member of the 2018 All-ACC Academic Team, Nwora averaged 5.7 points and 2.2 rebounds as a freshman last season for the Cardinals, connecting on 43.9 percent of his three-point attempts (25-of-57). He was named the ACC Rookie of the Week for games Feb. 5-11 when he averaged 12 points, 3.3 rebounds and shot 59.1 percent from the field (7-of-11 threes) as the Cardinals won two of three games that week. UofL was 8-1 when Nwora scored in double figures last season.

CARD FILE

■ Louisville has finished among the nation's Top 25 teams in seven of the last eight years. Louisville has been ranked on 624 occasions in the Associate Press poll, sixth all-time.

■ Louisville has **75 NBA Draft selections**, including eight in the last six years (Ray Spalding the latest in 2018 as the 56th overall pick). Former UofL and current Utah Jazz guard Donovan Mitchell was the 2018 NBA Dunk Contest winner and was runner-up for the NBA Rookie of the Year.

■ Louisville is the **only school in the nation** to have players drafted in both the last five NBA drafts and NFL drafts.

■ Louisville has been the highest rated television market for college basketball for the last 16 years.

■ Louisville **was fourth in the nation** in blocked shots (6.0 bpg) last season and ranked 35th in field goal percentage defense (.413).

■ Louisville is one of just four schools which have won 20 or more games on the court in each of the **last 16 seasons** (also Kansas, Duke and Gonzaga). However, the NCAA Committee on Infractions' vacation of 123 victories in four of those years (2011-15) negates the official results.

■ Louisville has attracted over **three million fans** in its first nine years in the spectacular KFC Yum! Center. The Cardinals have ranked in the top six nationally in home attendance for the last 38 consecutive years.

■ Five Cardinals were named to the 2018 All-ACC Academic Team (**ACC-best 25 selections** over 4 years). UofL achieved a collective 3.083 grade-point average for the 2017 fall semester, with **nine of 14** student-athletes earning a 3.0 or better GPA. The Cardinals have produced a 3.0 or better GPA in 19 of the last 20 semesters. UofL is one of only two Division I schools in the nation to have perfect men's basketball multi-year Academic Progress Rate (APR) scores in four of the past five years.

■ Over the last four years, UofL held 48 opponents under 40 percent shooting from the field, 29 under 36 percent and 12 under 32 percent. Over the last five seasons, Louisville has held 47 opponents below 60 points, including 12 below 50.

■ Louisville's strength of schedule has been among the top 16 toughest in the nation by the RPI in nine of the past 11 years, including 10th during the 2017-18 season.

■ Louisville has participated in postseason competition in 48 of the last 53 years.

■ Louisville is **second in the nation** with 68 1,000-point career scorers (behind North Carolina's 76). Junior forward V.J. King is the Cardinals' next closest current player to that plateau with 584 career points in his three seasons.

■ Louisville has the largest margin of victory over an eventual national champion in both men's and women's basketball, beating 2014 NCAA men's champion Connecticut and 2018 women's champion Notre Dame each by 33 during the regular season. Previous records were 27 points over a men's champion and 18 points over a women's champion.

■ **Impressive Academic Performance** -- While the University of Louisville men's basketball team has performed well on the court, the Cardinals have excelled in the classroom as well. Louisville has received an NCAA Public Recognition Award each of the last six years for ranking among the top 10 percent in men's basketball in the Academic Progress Rate, which measures academic eligibility, retention and graduation for student-athletes. Louisville is one of just nine schools in the nation, including only three from Power 5 conferences, which has earned the APR recognition each of the last six years. Louisville is one of only two Division I schools in the nation to have perfect men's basketball multi-year APR scores four of the past five years.

UofL had a collective 3.083 GPA for the 2017 fall semester with nine of 14 Cardinals earning a 3.0 or better GPA. The men's basketball team has had a collective 3.0 GPA for 19 of the last 20 consecutive semesters. Five Cardinals were named to the 2018 All-ACC Academic Team and UofL has produced an ACC-best 25 selections over its four years in the league. Louisville placed a league-high six individuals on 2017 ACC All-Academic Team, and a conference-best seven on the team in 2015 and 2016. Prior to entering the ACC, UofL's men's basketball team earned four straight league Team Academic Excellence Awards, recognizing the highest collective grade-point averages in each of the conference sports (2014 American Athletic Conference, 2011-13 Big East). The Cardinals produced a collective 2.947 grade point average for 2017-18.

■ **Cardinals Placed Five on 2018 All-ACC Academic Team** -- Five UofL men's basketball players were honored on the 2018 All-ACC Academic Men's Basketball team. Earning the honor for the Cardinals were Deng Adel, V.J. King, Jordan Nwora, Darius Perry and Ray Spalding. The five selections for Louisville matched Pitt for the most for a school on the 27-member team. Seven schools had two selections each. UofL placed six members on the team in 2016-17 and seven in its first two ACC seasons, an ACC-best 25 selections in the last four years. To be eligible for consideration, a student-athlete must have earned a 3.00 grade point average for the previous semester and maintained a 3.00 cumulative average during his academic career. It was the third straight year that Adel and Spalding earned the recognition and the second for King.

■ **King, Cunningham Named Team Captains** -- Graduate transfer guard Christen Cunningham and junior guard/forward V.J. King were selected as team captains for the Cardinals' 2018-19 season in a vote by their teammates.

■ **Guide Online** -- The UofL Men's Basketball Guide is available online at GoCards.com, specifically at <https://uofl.me/2yv7dJN>.

■ **Three Million Fans** -- Louisville passed the three million mark in total home attendance in the KFC Yum! Center on Jan. 21, 2018. A total of 3,134,757 fans have flocked to the spectacular arena to watch UofL play in its eight seasons. Louisville's average home attendance of 16,883 last season was the fifth largest in the nation. Louisville has ranked among the top six nationally in average home attendance each of the last 38 years. UofL has averaged 20,623 fans per game in its eight years in the KFC Yum! Center.

■ **Cards vs. Non-Conference Foes** -- Louisville has won 69 of its last 72 non-conference games at home in the KFC Yum! Center, spanning the last nine seasons. The Cardinals won 35 straight over non-conference opponents between falling to Kentucky on Dec. 27, 2014 and its previous home non-conference loss on Dec. 31, 2010 to Kentucky. The other three non-conference losses UofL has suffered in the KFC Yum! Center were a 52-46 setback at the hands of Drexel on Dec. 14, 2010; 79-77 to Seton Hall on Dec. 3, 2017; and 79-56 to Mississippi State on March 20, 2018. In its ninth season in the spectacular KFC Yum! Center, Louisville has an overall 135-21 record in home games, including a 77-5 record against non-conference opponents. The Cardinals have won 33 of their last 35 home games against non-conference opponents.

■ **17 Sweet 16s for Cards** -- Louisville is tied for eighth with 17 Sweet 16 appearances since the NCAA began Sweet 16 records in 1975. The Cardinals reached four additional Sweet 16s that were later vacated. (UofL years in Sweet 16: 1975, 1978, 1979, 1980, 1982, 1983, 1984, 1986, 1988, 1989, 1993, 1994, 1996, 1997, 2005, 2008, 2009; Sweet 16 appearances in 2012, 2013, 2014, and 2015 were vacated). The Cardinals have won seven of their last eight regional semifinal games.

■ **Cardinals Have Reached 11 Elite Eights** -- Louisville has reached the NCAA Elite Eight on 11 occasions, tied for seventh nationally. The Cardinals reached three additional Elite Eights that were later vacated. The NCAA recognizes Elite Eight records since 1951, the first year that all teams in the tournament would be required to win at least one game to advance to the Elite Eight. (UofL years in Elite Eight: 1959, 1972, 1975, 1980, 1982, 1983, 1986, 1997, 2005, 2008, 2009; Elite Eight appearances in 2012, 2013, and 2015 were vacated). The Cardinals have a 10-4 record in regional championship games.

'18-19 NATIONAL RANKINGS

Associated Press (Nov. 26)

1	Gonzaga
2	Kansas
3	Duke
4	Virginia
5	Nevada
6	Tennessee
7	Michigan
8	Auburn
9	Michigan State
10	Kentucky
11	North Carolina
12	Kansas State
13	Virginia Tech
14	Iowa
15	Florida State
16	Ohio State
17	Texas
18	Oregon
19	Purdue
20	Texas Tech
21	Buffalo
22	Wisconsin
23	Villanova
24	Maryland
25	Mississippi State

USA Today (Nov. 26)

1	Gonzaga
2	Kansas
3	Duke
4	Virginia
5	Michigan
6	Nevada
7	Tennessee
8	Michigan State
9	Kentucky
10	Auburn
10	Kansas State
12	Virginia Tech
13	North Carolina
14	Florida State
15	Iowa
16	Ohio State
17	Texas
18	Purdue
19	Texas Tech
20	Buffalo
21	Oregon
22	Wisconsin
23	Villanova
24	Clemson
25	Mississippi State

Louisville in the Polls

Date	AP	USAT
preseason	rv	rv
Nov. 12	rv	rv

Date AP USAT

Nov. 19	rv
Nov. 26	-
rv = receiving votes		

■ **Cards Sixth All-Time in the Polls** -- Louisville has been ranked in the Associated Press poll on 624 occasions, sixth most all-time. The Cardinals had been ranked in 35 straight AP polls before falling out on Dec. 4, 2017 (UofL has been ranked in 96 of the last 113). UofL has been among the top ten on 289 occasions, including 10 times in the 2016-17 season. Until the first three polls of 2014-15, the last time UofL had not been in the poll was March 5, 2012 -- a year in which UofL advanced to the Final Four. UofL has been ranked among the nation's top 16 in the preseason poll five of the last eight years (16th last year, 13th in 2016-17, unranked in 2015-16, eighth in 2014-15, third in 2013-14, second in 2012-13, ninth in 2011-12).

All-Time NCAA Division I Records by

Percentage (entering 2018-19 season)

School	Years	Wins	Lost	Ties	Pct.
1. Kentucky	115	2,263	699	1	.764
2. North Carolina	108	2,232	792	0	.738
3. Kansas	120	2,248	849	0	.726
4. Duke	113	2,144	881	0	.709
5. UNLV	60	1,245	543	0	.696
6. UCLA	99	1,870	836	0	.691
7. Syracuse	117	1,884	894	0	.678
8. Western Ky.	99	1,775	912	0	.661
9. Arizona	113	1,796	931	1	.659
10. Villanova	98	1,749	924	0	.654
11. Louisville	104	1,702	912	0	.651
12. Notre Dame	113	1,866	1,009	1	.649
13. VCU	48	939	509	0	.648
14. Utah	110	1,802	990	0	.645
15. Murray St.	93	1,612	889	0	.645

NCAA Sweet 16 Appearances (since 1975)

North Carolina	28
Duke	26
Kentucky*	26
Kansas	23
UCLA*	19
Syracuse*	19
Arizona	18
Louisville*	17
Indiana	17
Michigan State	17
*does not include vacated appearances	

NCAA Elite Eight Appearances (since 1951)

Kentucky	33
North Carolina	26
Kansas	22
Duke	21
UCLA*	20
Michigan State	13
Louisville*	11
Arizona	11
UConn	11
Indiana	11
Villanova	11
*does not include vacated appearances	

■ **Eight NBA Draft Picks in Last Six Years** -- Ray Spalding, a junior forward for Louisville last season, was selected by the Philadelphia 76ers in the second round of the 2018 NBA Draft with the 56th pick overall. He was subsequently traded to the Dallas Mavericks, where he will play as a rookie in 2018-19.

A total of 75 former Louisville players have been selected in the NBA Draft, including eight in the last six years. In addition to Spalding, those recent picks include Donovan Mitchell (2017, 1st round, 13th overall selection, Denver Nuggets), Chinanu Onuaku (2016, 2nd, 37th, Houston Rockets), Terry Rozier (2015, 1st, 16th, Boston Celtics), Montrezl Harrell (2015, 2nd, 32nd, Houston Rockets), Russ Smith (2nd, 47th, Philadelphia 76ers), Gorgui Dieng (2013, 1st, 21st, Utah Jazz) and Peyton Siva (2013, 2nd, 56th, Detroit Pistons).

In addition, Former Cardinal Mangok Mathiang made the Charlotte Hornets team in 2017 as an undrafted free agent following his senior season at UofL. Mitchell won the 2018 Verizon NBA Slam Dunk Contest on Feb. 18 and was runner-up for the 2018 NBA Rookie of the Year.

Louisville is the only school in the nation to have players drafted in both the last five NFL drafts and the last five NBA drafts. Louisville has produced 25 first-round NBA Draft choices, including 12 in the top ten and six among the top three picks (Pervis Ellison first in 1989; Wes Unseld second in 1968; Darrell Griffith second in 1980; Charlie Tyra second in 1957; Rodney McCray third in 1983; George Hauptfuhrer third in 1948).

■ **12 Former UofL Assistants Are Head Coaches** -- A dozen former Louisville assistant coaches are active head coaches. The list includes Mike Balado at Arkansas State, Mick Cronin at Cincinnati; Scott Davenport at Bellarmine (NCAA Division II); Kevin Keatts at NC State, Wyking Jones at California, Steve Masiello at Manhattan; Walter McCarty at Evansville, Marvin Menzies at UNLV; Richard Pitino at Minnesota, Kareem Richardson at Missouri-Kansas City, and Kevin Willard at Seton Hall. Seven have guided their teams to NCAA Tournament appearances over the last four years (since 2014; Cronin, Davenport, Keatts, Masiello, Menzies, Pitino and Willard).

■ **Challenging Schedule** -- Louisville will face one of the nation's most difficult schedules this season, with 11 possible opponents ranked among the preseason AP Top 25, including seven of the top 10 teams. Over half of the Cardinals' games -- 17 of 31 -- will be played against teams in the AP Top 25 or among those receiving votes in the preseason poll. Twenty-two of the Cardinals' 31 regular season games will be played against teams that participated in post-season competition the previous season, including at least 16 from the 2018 NCAA Tournament field. UofL will play 23 regular season games against teams that won at least 18 games last season. Five ACC teams are among the preseason AP Top 25. The Cardinals have played a schedule ranked among the top 16 toughest by the ratings percentage index in nine of the past 11 seasons, including the nation's 10th-toughest schedule by the RPI in 2017-18.

Louisville RPI and Strength of Schedule Last 11 Years		
Year	RPI	SOS
2017-18	42	10
2016-17	11	3
2015-16	16	38
2014-15	19	16
2013-14	16	49
2012-13	2	4
2011-12	10	2
2010-11	17	11
2009-10	45	11
2008-09	7	12
2007-08	10	4

Cardinals in the NCAA Tournament

■ Louisville has 38 NCAA Tournament appearances, its last in 2017. The Cards have reached the Sweet 16 on 17 occasions and have advanced to the Elite Eight 11 times. Louisville is seventh in NCAA Tournament appearances (38), ninth in tournament victories (61) and sixth in tournament games (101). UofL has a 61-40 overall NCAA Tournament record, reaching the Final Four eight times. *(Louisville had 42 NCAA Tournament and 21 Sweet 16 appearances before four of each in 2012, 2013, 2014 and 2015 -- plus three Elite Eights -- were vacated by the NCAA Committee on Infractions.)*

■ Louisville is tied for eighth with 17 Sweet 16 appearances since the NCAA began Sweet 16 records in 1975 (years: 1975, 1978, 1979, 1980, 1982, 1983, 1984, 1986, 1988, 1989, 1993, 1994, 1996, 1997, 2005, 2008, 2009; Sweet 16 appearances in 2012, 2013, 2014, and 2015 were vacated).

■ Louisville is tied for seventh with 11 Elite Eight appearances since the NCAA began Elite Eight records in 1951 (years: 1959, 1972, 1975, 1980, 1982, 1983, 1986, 1997, 2005, 2008, 2009; Elite Eight appearances in 2012, 2013, and 2015 were vacated).

■ UofL Coach Chris Mack has an 11-8 record in eight NCAA Tournament appearances (the last five straight years), including reaching the Sweet 16 on four occasions and the Elite Eight in 2017. All of those occurred as the head coach at Xavier, where he guided the Musketeers to the school's first-ever No. 1 NCAA Tournament seed in 2018.

All-Time NCAA Final Four Appearances	
North Carolina.....	20
UCLA.....	17
Kentucky.....	17
Duke.....	16
Kansas.....	14
Ohio State.....	11
Michigan State.....	9
Louisville.....	* 8
Indiana.....	8

UofL in the NCAA Tournament *

NCAA Tournament Appearances.....	38
All-Time NCAA Tourn. Record.....	61-40
Sweet 16 Appearances.....	17
Elite Eight Appearances.....	11
Final Four Appearances.....	8
NCAA Championships.....	2
Mack's NCAA Tourn. Record.....	11-8
Mack's NCAA Tourn. Appearances.....	8

* does not include a 15-3 record, four NCAA Tournament, four Sweet 16, and three Elite Eight appearances in 2012-15 -- plus the 2012 and 2013 Final Fours and 2013 NCAA Title -- that were vacated by the NCAA Committee on Infractions.

Cardinals Active in Professional Basketball NBA

Name	Yrs. @ UofL	2018-19 Team
Gorgui Dieng	'10-13	Minnesota Timberwolves
Montrezl Harrell	'12-15	Los Angeles Clippers
Damion Lee	'15-16	Golden State Warriors
Donovan Mitchell	'15-17	Utah Jazz
Terry Rozier	'13-15	Boston Celtics
Ray Spalding	'15-18	Dallas Mavericks

NBA G-League

Deng Adel	'15-18	Raptors 905
Trey Lewis	'15-16	Salt Lake City Stars
Chinanu Onuaku	'14-16	Greensboro Swarm

Foreign Teams

Mangok Mathiang	'13-17	Venoli Cremona (Italy)
Wayne Blackshear	'11-15	Helsinki Seagulls (Finland)
Rakeem Buckles	'09-12	Lille Metropole (France)
Earl Clark	'06-09	Buducnost VOLI (Montenegro)
Taquan Dean	'02-06	Béarnais Pau-Orthez (France)
(now Taqwa Pinero)		
Tony Hicks	'16-17	Rostock (Germany)
Preston Knowles	'07-11	Bertram Tortona (Italy)
Kyle Kuric	'08-12	FC Barcelona Lassa (Spain)
Anas Mahmoud	'14-18	Al Zamalek (Egypt)
Larry O'Bannon	'01-05	Atenas Cordoba (Argentina)
Juan Palacios	'04-08	Chalon (France)
Samardo Samuels	'08-10	Limoges CSP Elite (France)
Peyton Siva	'09-13	Alba Berlin (Germany)
Jerry Smith	'06-10	Ifestos Limnou (Greece)
Russ Smith	'10-14	Fujian Sturgeons (China)
Quentin Snider	'14-18	Lisboa Benfica (Portugal)
Edgar Sosa	'06-10	BCM Gravelines (France)
Kevin Ware	'11-14	London Lightning (Canada)

■ **Past UofL Coaches Have Had Successful Starts** -- Each of the last five Louisville coaches had successful seasons in their first season with the Cardinals. The best first-year start by a UofL coach was Denny Crum, who inheriting a senior-laden team and guided the Cardinals to a 26-5 record and the NCAA Final Four in his first season in 1971-72.

Last 5 Louisville Coaches First Seasons

Coach	First Yr.	Result, Postseason
Bernard "Peck"		
Hickman	1944-45	16-3
John Dromo	1967-68	21-7, NCAA
Denny Crum	1971-72	26-5, NCAA Final Four
Rick Pitino	2001-02	19-13, NIT
David Padgett	2017-18	22-14, NIT

■ Louisville Top College Basketball Market

-- Louisville is consistently the highest-rated television market for college basketball on ESPN. Louisville has been the top market each of the last 16 years and every year since ESPN began tracking the data. Louisville's average 4.2 rating for the 2017-18 season led all markets and was well ahead of second-place Kansas City, which averaged a 2.6 rating. The remaining top 10 was Raleigh-Durham (2.3), Greensboro-High Point (2.1), Cincinnati (1.7), Charlotte (1.6), Indianapolis (1.6), Knoxville (1.5), Nashville (1.4) and Norfolk-Porsmouth-Newport News (1.4). The Cardinals' NCAA Sweet 16 game against Kentucky in 2014 drew a 51.5 rating and 73 share, making it the second highest-rated event in Louisville television history. Louisville's 2013 NCAA Championship game vs. Michigan (later vacated) is the top-rated television event all-time in the Louisville market. Louisville was the No. 11 ESPN/ABC market for college football in 2016 (3.5 average rating).

HEAD COACH CHRIS MACK

Chris Mack, whose teams have participated in the NCAA Tournament in eight of his nine seasons as a head coach, was named as the head coach of the University of Louisville men's basketball team on March 28, 2018.



In nine seasons as the head coach at Xavier, Mack guided the Musketeers to a 215-97 record and eight NCAA Tournament appearances (the last five straight years), including reaching the Sweet 16 on four occasions and the Elite Eight in 2017. His teams won or shared three conference regular season championships while compiling a 105-49 league record over nine seasons in the Big East and Atlantic 10.

Among active coaches, Mack's .689 winning percentage as a head coach entering this year ranks him 19th in the nation and his 215 victories entering the season are tied for the 11th most amassed by a coach in their first nine seasons.

His 2017-18 Xavier squad achieved a 29-6 record, won Xavier's first Big East Conference regular season championship and earned the school's first-ever No. 1 seed in the NCAA Tournament. Mack was honored as the 2018 Big East Coach of the Year, NABC District 5 Coach of the Year, and he became the all-time coaching wins leader with the Musketeers. Xavier finished third in the final Associated Press poll -- its highest ever ranking -- and last year's team was one short of the school record for victories.

Mack's contract with the Cardinals will be for seven years, extending through the 2024-25 season. He will be just the fourth head coach to guide the Cardinals in the last 48 years, following Denny Crum (1971-2001), Rick Pitino (2001-17) and David Padgett (2017-18). Mack is the 21st head coach in Louisville's 104-year history and the seventh in the past 73 years.

Mack, 48, received the 2016 Henry Iba Award as the U.S. Basketball Writers Association (USBWA) National Coach of the Year while also earning the CBS Sports and Basketball Times magazine National Coach of the Year awards that season.

He led Xavier to a 28-6 record in 2015-16 and achieved a No. 2 seed in the NCAA Tournament and a No. 5 ranking in the final AP poll, which at the time was the school's highest seed and ranking in school history.

His 2016-17 Xavier team made an NCAA Tournament run to the Elite Eight after entering the event as a No. 11 seed. His teams have

reached the NCAA Sweet 16 on four occasions, in 2010, 2012, 2015 and 2017. As a player, assistant and head coach, Mack has been a part of 19 NCAA Tournament appearances.

Born Dec. 30, 1969 in Cleveland, Ohio, Mack was the 2010-11 Atlantic 10 Conference Coach of the Year in his second year as a head coach. In addition, he was the recipient of the 2011 Skip Prosser Man of the Year award, which was established in 2008 to honor those who not only achieve success on the basketball court but who display moral integrity off the court as well.

He was the 2009-10 Basketball Times Rookie Coach of the Year when, in his initial year, he guided Xavier to a 26-9 record, shared the Atlantic 10 Championship and advanced to the NCAA Sweet 16.

Mack served as a court coach for the 2016 USA Basketball Men's U18 National Team training camp in the summer of 2016 at the United States Olympic Training Center in Colorado Springs, Colorado.

Before rising to a head coaching position, Mack was a part of successful staffs throughout his career. He spent five seasons as an assistant on Sean Miller's Xavier staff (2004-09) after serving on the staff of the late Skip Prosser at Xavier as director of basketball operations (1999-01) and as an assistant coach at Wake Forest (2001-04).

In 10 seasons as an assistant or operations director, he helped his teams produce a 229-96 record (.705), win four regular season titles and one conference tournament championship, and secure eight NCAA Tournament appearances, advancing to three Sweet 16s and one Elite Eight. Those teams won at least 20 games in nine of the 10 seasons.

Mack began his coaching career in 1993 as the junior varsity girls basketball coach at McAuley High School in Cincinnati. He was the varsity girls basketball coach at Mount Notre Dame High School in Reading, Ohio, for four years (1995-99), directing the team to four straight sectional titles and earning Cincinnati Post Coach of the Year honors in 1996.

A 1992 Xavier graduate with a degree in communication arts, Mack was a two-time team captain as a player at Xavier under then head



Best Career Coaching Starts in Nine Seasons by Wins

Rk	Coach, School	Seasons	W	L
1.	Roy Williams, Kansas	1989-97	247	58
2.	Everett Case, NC State	1947-55	241	56
3.	Jamie Dixon, Pittsburgh	2004-12	238	77
4.	Mark Few, Gonzaga	2000-08	236	60
5.	Dave Rose, BYU	2006-14	232	78
6.	Thad Matta, Butler/Xavier/Ohio St.	'01-09	229	77
7.	Denny Crum, Louisville	1972-80	219	55
8.	Jerry Tarkanian, Long Beach St. / UNLV	1969-77	218	33
9.	Sean Miller, Xavier / Arizona	2005-13	216	90
	Tim Cluess, LIU Post / Iona	2007-15	216	77
11.	Chris Mack, Xavier	2009-18	215	97
	Bruce Weber, Sou. Ill. / Illinois	1999-2007	215	82

coach Pete Gillen. He won the 1993 Midwestern City Conference (MCC) regular season championship (12-2 record) and reached the second round of the NCAA Tournament.

Mack was the 1987-88 Cincinnati Post Metro Player of the Year at St. Xavier High School in Cincinnati before going on to start for two seasons at Evansville under Jim Crews, winning an MCC Regular Season Championship and a trip to the second round of the 1989 NCAA Tournament as a freshman at Evansville. He transferred to Xavier after his sophomore season.

Mack and his wife, Christi, have two daughters, Laine (12) and Hailee (11), and a son, Brayden (3). A native of Louisville, the former Christi Hester was the runner-up for Kentucky Miss Basketball as a senior at Holy Cross High School. She played basketball at Dayton, where she scored 1,268 career points and was later inducted into the university's Athletic Hall of Fame in 2014. She served as the Director of Basketball Operations for the Xavier women's basketball team (2001-03) and more recently as the head girls basketball coach at Cincinnati's Colerain High School Cardinals.

Mack and his wife created the Mack Family Foundation in 2016, a family-centered foundation whose mission is to serve, inspire and aid less fortunate children.

Chris Mack Head Coaching Record

Season	School	Overall	Conference	Postseason
2018-19	Louisville	4-2		
2017-18	Xavier	29-6	15-3 Big East*	NCAA 2nd Round
2016-17	Xavier	24-14	9-9 Big East	NCAA Elite Eight
2015-16	Xavier	28-6	14-4 Big East	NCAA 2nd Round
2014-15	Xavier	23-14	9-9 Big East	NCAA Sweet 16
2013-14	Xavier	21-13	10-8 Big East	NCAA 1st Round
2012-13	Xavier	17-14	9-7 Atlantic 10	
2011-12	Xavier	23-13	10-6 Atlantic 10	NCAA Sweet 16
2010-11	Xavier	24-8	15-1 Atlantic 10*	NCAA 2nd Round
2009-10	Xavier	26-9	14-2 Atlantic 10**	NCAA Sweet 16
Totals		219-99	105-49 3 titles	8 NCAA (11-8)
		.689	.681	

*regular season champion ** regular season co-champion

Cards' Impressive Recruiting Class Among Nation's Finest

Six outstanding high school products have each signed a national letter-of-intent to continue their basketball playing careers at the University of Louisville, ranking this Cardinal group among the nation's top recruiting classes.

The list of impressive signees includes **Aidan Ighehon**, a 6-10, 230-pound forward from Dublin, Ireland and Lawrence Woodmere (N.Y.) Academy; **David Johnson**, a 6-5, 180-pound guard from Trinity High School in Louisville; **Josh Nickelberry**, a 6-4, 175-pound guard from Northwood Temple Academy in Fayetteville, N.C.; **Quinn Slazinski**, a 6-8, 200-pound forward from Houston and Huntington (W. Va.) Prep; **Samuell Williamson**, a 6-7, 190-pound guard from Rockwall (Texas) High School; and **Jae'Lyn Withers**, a 6-8, 215-pound forward from Charlotte, N.C. who will play his final season at Cleveland (Ohio) Heights High School.

Louisville's signing class is ranked as the **best in the nation** by ESPN.com, third by Rivals.com and fourth by 247sports.com. All six individuals are ranked highly among the nation's prospects, including five of the six among ESPN's top 100.

Aidan Ighehon

Ighehon (pronounced i-GAY-hawn) averaged 18.2 points and 15 rebounds as a junior last season in helping Lawrence Woodmere to a 20-5 record and the New York State Association of Independent Schools (NYSAIS) Class B Championship, earning first team all-state honors.

"Aidan was one of the highest regarded big men in America during the summer," said Mack. "It wasn't always that way. He came over from Ireland on his own prior to his freshman year and set up shop at Lawrence Woodmere as a nobody. He wasn't recruited to the States, he wasn't a known commodity. He's been raised with discipline and saw his mother's work ethic up close his entire life. It blazed his path as a player. He's a gym rat who wants to be special. He's as athletic as they come, tough and extremely versatile. Like all incoming freshman, he has a learning curve, but his desire to improve will get him there. We will need Aidan to affect the game at the rim on both ends of the floor. Aidan has the ability to move away from the basket on both ends of the floor. He's not just a metal eater. He's willing and able to do anything his coach asks."

Nicknamed the "Irish Hulk," Ighehon is ranked No. 13 nationally in the ESPN 100, No. 44 by 247Sports.com and is No. 50 by Rivals.com.

Ighehon was a New York State Sportswriters Association second team all-state selection as a sophomore when he averaged 21.1 points per game, helping Woodmere to a 26-3 record and the NYSAIS Class C Championship. He was a third team selection his freshman year when he averaged 20 points per game.

David Johnson

Johnson averaged 13.9 points and 5.8 rebounds while shooting 42.9 percent from three-point distance (54-of-126) as a junior last season in helping Trinity to a 30-4 record, the Seventh Region championship and a spot in the Kentucky Sweet 16, earning first team all-state honors.

"A lot has been made about David being a hometown kid," said Mack, "but DJ could be from Alaska and I'd want him on our team. David plays the game to win and plays the game for his teammates. On defense, David has



length, quickness and anticipation. Offensively, he's at his best when he gets the ball in his hands as he's a high level passer and loves making his teammates better. He's well-coached coming from Trinity, so the seeds of being a great teammate and hard worker have been sown. DJ will add size and athleticism in our backcourt from day one."

Johnson is ranked No. 47 nationally by 247Sports.com, No. 72 in the ESPN 100, and No. 98 by Rivals.com.

Johnson nearly produced a triple-double in the Shamrocks' state tournament game against eventual runner-up Scott County when he totaled 14 points, 10 rebounds and eight assists. He connected on 42.9 percent from three-point distance (54-of-126) and 67.6 percent of his free throws (48-of-71) as a junior last season.

Johnson was a third-team all-state selection as a sophomore when he averaged 10.5 points, 4.8 rebounds and shot 47.8 percent from the field helping Trinity achieve a 29-4 record.

Josh Nickelberry

Nickelberry averaged 24.1 points, 7.2 rebounds and 5.9 assists as a junior last season in helping Northwood Temple Academy to the quarterfinals of the North Carolina Independent Schools Athletic Association 1-A championship, earning first team all-state honors.

"Josh was the first high school senior who committed to our coaching staff at the University of Louisville," said Mack. "His belief in our vision for both him and the program spoke volumes. It energized the fan base, our coaching staff and his future 2019 teammates. As a player, Josh is an extremely athletic combo guard with dead-eye shooting ability. I believe he can be a prolific shooter at the college level. His athleticism and toughness will allow him to defend at a high level for us on the perimeter. Josh is a high energy player who competes with intensity every time he steps on the floor. I can't wait to coach him."

The first player to verbally commit to the Cardinals in this recruiting class, Nickelberry is ranked No. 81 nationally in the ESPN 100, No. 97 by 247Sports.com and is No. 115 by Rivals.com. He scored 44 points in an early season game this year, burying five three-pointers.

Nickelberry began playing organized basketball as an eight-year-old and achieved his first dunk in the eighth grade. He played his eighth-grade and freshman seasons at Northwood Temple, played his sophomore year at Trinity Christian, and returned to Northwood Temple last year. He earned NCISAA 1A all-state honors as a sophomore at Trinity Christian when he averaged 18.0 points per game and reached double figures in all but three games in leading his team to the NCISAA 1-A championship game.

Quinn Slazinski

Slazinski averaged 11.1 points and 5.2 rebounds last season in helping Huntington Prep to 21-7 record for the 2017-18 season.

"Quinn is undervalued," said Mack. "He's young for his class and his best days as a basketball player are ahead of him. People are going to wonder in a couple years where Louisville snagged this kid from. At nearly

6-9, Quinn has a guard's feel for the game, but an old school power forward's toughness. He's scared of no one on the court. He plays to win every possession. He's a classic love him if he's on my team, hate him if he's not type of competitor. Cardinal fans are going to love Quinn. Our plan is to redshirt Quinn so that he can catch up in age to his classmates and transition him to our system and the college game next year while preserving his four years of eligibility."

Slazinski, who scored a single game high of 22 points last season against Tennessee Prep Academy, is ranked No. 209 by 247Sports.com and is No. 48 among power forwards by Rivals.com. He produced 22 points, nine rebounds and eight assists against Hargrave Military Academy early this season.

He was a first team all-district selection as a sophomore at Westbury Christian School in Houston in helping his team win the Texas 5A championship for the 21 time in 26 years, scoring 23 points in the title game.

Samuell Williamson

Williamson averaged 23.3 points, 9.7 rebounds as a junior last season in helping Rockwall to a 20-12 record, earning first team Texas Association of Basketball Coaches all-state honors. He scored 21 points as his team reached the area round.

"Sam is primed to be one of the better freshman in college basketball next season," said Mack. "He has to get stronger and he has to adapt to the college game like all freshmen, but when he does, he has a chance to be special. As a big wing, Sam has a versatility to his game that makes him difficult to handle. He can post, he uses his size, he can knock it down from three and he has an ability to rebound at his position. Defensively he is smart, tough and a competitor. Sam possesses a hunger to be great. He won't be outworked. When you're smart to begin with and you work hard, you begin to separate yourself. Sam is doing that right now."

Williamson is ranked No. 34 nationally by Rivals.com, No. 52 nationally in the ESPN 100 and is No. 45 by 247Sports.com. He totaled 35 points, 10 rebounds and four assists in an early season game this year against top-ranked Denton Guyer High School.

The Dallas Morning News all-metro selection and district player of the year had 20 points and 11 rebounds in a game that decided the district championship last season. Rockwall is ranked sixth among 6A schools in the state of Texas entering this season.

Jae'Lyn Withers

Withers averaged 20 points, 10.1 rebounds and shot 43 percent from three-point range as a junior last season in helping North Mecklenburg High School in Huntersville, N.C. to a 27-2 record and a conference regular season and tournament championship, earning first team AP all-state honors. He will play his senior year at Cleveland (Ohio) Heights High School.

"Jae'Lyn is oozing with potential," said Mack. "At nearly 6-9, he possesses a variety of skill and athleticism. He will get stronger in time and as he does, he will be an impact player on both ends of the floor. On the defensive end, he can sit in a stance and guard ball handlers and shooters. Around the basket, he has timing and length that can't be taught. He can provide a lot of versatility for our team on the defensive end. On offense, Jae'Lyn can do a lot of things very well, including shooting the ball from distance. Jae'Lyn hasn't even begun to scratch his potential as a basketball player."

The 2018 Charlotte Observer 4A Metro Player of the Year and I-MECK conference player of the year, Withers is ranked No. 80 nationally by Rivals.com, No. 86 by 247Sports.com and is No. 89 in the ESPN 100. North Mecklenburg went 24-4 in 2017-18 and reached the NCHSAA 4A sectional final.

■ **Cards Have Had Productive Defense** — Recent Louisville teams have been known for their defensive intensity and new UofL Coach Chris Mack looks to keep the Cardinals' strong defensively. Last season, Louisville was 39th in the nation in Ken Pomeroy's adjusted defensive rankings for the 2017-18 season. The Cardinals were fourth in the nation in blocked shots (6.0 per game), 41st in field goal percentage defense (.413), 79th in steals (7.0 per game), and 54th in personal fouls per game (16.3). UofL has limited 47 opponents in the last five seasons under 60 points, including 12 times below 50 (Southern this year). Fifteen of Louisville's 36 opponents in 2017-18 shot below 40 percent from the field. UofL held eight of its 18 ACC opponents in 2017-18 to 40 percent or below from the field.

Louisville has ranked among the nation's top 41 in field goal percentage defense in 13 of the past 15 years, including the 2017-18 percentage of .413, which was 41st in the nation. Over the last four years, Louisville has held 48 opponents under 40 percent shooting from the field (three this season), 29 under 36 percent and 12 under 32 percent.

■ **Statistical Trends** — UofL is 196-11 over the last 18 seasons when scoring 80 or more points (4-1 this year, 12-0 last year, 11-1 2016-17, 10-0 in 2015-16) ... Over the past 18 years, Louisville is 149-7 when shooting 50 percent or better from the field (2-0 this year, 9-1 last year, 8-0 in 2016-17, 14-0 in 2015-16) ... UofL is 347-51 when holding its opponent below 70 points over the past 18 years (1-0 this year, 15-2 last season, 18-2 in 2016-17, 19-1 in 2015-16, 24-4 in 2014-15).

■ **Cards Have Been Tough on the Road** — UofL has a 73-51 record over the last 12 years on its opponent's home court (.589). Louisville has posted an 18-18 road record in its first four years in the ACC (4-5 in 2017-18). UofL had the most road victories of any school in Big East Conference games over its last seven years in that league and was a league-best 8-1 in its road games in The American during the 2013-14 season. The Cardinals have a 64-42 record in conference games on the road over the last 12 seasons (.604). In neutral site games, Louisville has a 38-12 record over the last six years (.760) and a 48-19 neutral site record over the last nine years (.716).

In conference games overall, Louisville had the most Big East Conference victories over its eight years in that league during the regular season (from 2005 to 2013). Louisville had a 95-45 Big East record in league victories during the regular season, just ahead of Syracuse and Pitt (both at 92-48). Louisville finished fourth in both of its first two years in the ACC with a 12-6 league record each season.

■ **20 All-American Selections** -- Twenty Louisville players have earned All-America status, the latest being consensus All-America pick Russ Smith in 2014. Six individuals have been consensus selections (Charlie Tyra, Wes Unseld, Darrell Griffith, Pervis Ellison, Clifford Rozier and Smith).

■ **Six of Last Eight NCAA Champions Have Played in Louisville** - The eventual national champion has played in Louisville's home arena, the KFC Yum! Center, in six of the arena's eight seasons in existence. Louisville faced eventual champions Connecticut (2011, 2014) and Duke (2015) in home games, Kentucky won a pair of games in the 2012 second and third rounds in the KFC Yum! Center, 2016 Champion Villanova won the NCAA South Regional in Louisville, and UofL won the 2013 itself. UofL played 2017 NCAA Champion North Carolina, but it was in Chapel Hill.

■ **Chris Mack Radio Show** - The Coach Chris Mack Radio Show will air live from The Sports & Social Club at Fourth Street Live! in downtown Louisville on 10 occasions, with six of the events at private locations. All shows will air from 7-8 pm on 840 WHAS or 790 WKRD. Broadcasts are available online through the iHeart Radio app, such as this link to WHAS: <https://uofl.me/2Pew2dY>

Mack Radio Show Dates and Locations

Wednesday, Nov. 28 - The Sports & Social Club
Monday, Dec. 3 - The Sports & Social Club
Monday, Dec. 10 - (Private Show)
Monday, Dec. 17 - The Sports & Social Club
Thursday, Dec. 27 - The Sports & Social Club
Monday, Jan. 7 (Private Show)
Monday, Jan. 14 - The Sports & Social Club

Monday, Jan. 21 - The Sports & Social Club
Monday, Jan. 28 - (Private Show)
Wednesday, Feb. 6 - The Sports & Social Club
Monday, Feb. 11 - (Private Show)
Monday, Feb. 18 - The Sports & Social Club
Monday, Feb. 25 (Private Show)
Monday, March 4 - The Sports & Social Club

■ **Anniversary Year for First Final Four team** — The 2018-19 season marks the 60th anniversary for UofL's 1959 NCAA Final Four team. The 1958-59 Cardinals posted a 19-12 record while facing 10 teams ranked among the nation's Top 20 that season. UofL won seven of their last eight regular season games before a 77-63 victory over Eastern Kentucky in the NCAA first round sent them to the NCAA Midwest Regional in Evanston, Ill. It was there that UofL defeated then No. 2 ranked Kentucky 76-61 (3-13-59) and No. 7 ranked Michigan State 88-81 in the regional championship game to reach Louisville's first Final Four. UofL fell to West Virginia 94-79 in the national semifinals played in Louisville's Freedom Hall (3/20/59). Jerry West poured in 38 points to lead the Mountaineers in that game while Don Goldstein led the Cardinals with 21 points and nine rebounds.

UofL National Ranking in Field Goal Percentage Defense

2002-03	31st
2003-04	2nd
2004-05	8th
2005-06	49th
2006-07	25th
2007-08	8th
2008-09	22nd
2009-10	161st
2010-11	12th
2011-12	6th
2012-13	37th
2013-14	20th
2014-15	23rd
2015-16	9th
2016-17	20th
2017-18	41st

UofL Radio Network Affiliates

WHAS	840 AM	Louisville, Ky.
<i>(Flagship Station)</i>		
WKRD	790 AM	Louisville, Ky.
WCKY	1530 AM	Cincinnati, Ohio
WLKT	103.9 FM	Lexington, Ky.
WSFC	1240 AM	Somerset, Ky.
WYMC	1430 AM	Mayfield, Ky.
WLME	102.7 FM	Owensboro, Ky.
WPAD	1560 AM	Paducah, Ky.
WCCK	95.7 FM	Calvert City, Ky.

Sirius XM Satellite Radio (channels vary)

The radio broadcast is also available for a fee through GoCards.com and CardsMobile, the Cards' official Android/iPhone app. Broadcasts are also available by listening to one of the above stations through the iHeart Radio app, such as this link to WHAS: <https://uofl.me/2Pew2dY>



■ **Ninth Season in KFC Yum! Center** -- This is Louisville's ninth season in the spectacular KFC Yum! Center, located on the banks of the Ohio River in downtown Louisville. The 22,000-seat multi-purpose arena was built at a cost of \$238 million and includes 71 luxury suites, 62 four- or six-seat premium boxes, over 2,000 side-court club seats and four party suites with a seating capacity of 32 each.

UofL's men's and women's teams have permanent locker rooms. There are five additional team locker rooms, two officials locker rooms, five star dressing rooms, a full-function media work room and a full-sized basketball practice court on the event level. The seven levels of the arena (including the upper catwalk) include a collective 721,762 square feet, or roughly the area of 13 football fields.

After passing through the one and a half acre landscaped entry plaza that features a basketball-themed fountain, entering fans can visit the 2,500-square foot UofL adidas store or head to their seats using one of the eight escalators or seven elevators within the building.

Lounge space is abundant within the arena. Four spacious donor rooms are available for Cardinal fans, including three that overlook the Ohio River. The 7,000-square foot main concourse restaurant overlooks the river and a main concourse sports bar has views directly into the arena bowl. Two 4,000-square foot club lounges on the event level, as well as the terrace club and premium box lounges, provide amenities for their respective patrons. The KFC Yum! Center served as the site for the NCAA Men's Basketball Tournament second and third rounds in 2012 and 2015, the NCAA South Regional in 2016 and was the site for the 2012 NCAA Women's Volleyball Championship. The 2019 NCAA South Regional will be staged in the KFC Yum! Center.

Last time an individual had ...

	For Louisville	For A Louisville Opponent
30 or more points	31 by Wayne Blackshear vs. CSUN (12/23/14)	43 by Jamel Artis, Pittsburgh (1/11/17)
35 or more points	42 by Russ Smith vs. Houston (3/14/14)	43 by Jamel Artis, Pittsburgh (1/11/17)
20 points in a half	21 by Donovan Mitchell vs. NC State, 1H (1/29/17)	32 by Jamel Artis, Pittsburgh, 2nd half (1/11/17)
15 or more rebounds	16 by Ray Spalding vs. Grand Canyon (12/23/17)	17 by Kenny Goins, Michigan St. (11/27/18)
20 or more rebounds	23 by Ellis Myles vs. Tennessee St. (12/1/01)	26 by Derrick Griffin, Texas Southern (12/10/16)
A four-point play	Deng Adel vs. Miami (2/11/17)	Braian Angola, Florida State (1/10/17)
12 made free throws	12 by Ryan McMahon vs. Michigan St., 13 att. (11/27/15)	13 by Seth Allen, Virginia Tech (1/27/16)
7 made three-point goals	7 by Quentin Snider vs. Virginia Tech (2/24/18)	7 by Jamel Artis, Pittsburgh in 13 attempts (1/11/17)
10 or more assists	11 by Chris Jones vs. Virginia Tech (1/13/15)	10 by Elfrid Payton, Louisiana Lafayette (12/7/13)
5 or more blocked shots	5 by Anas Mahmoud vs. Florida State (3/7/18)	5 by Omer Yurtseven, NC State (3/3/18)
5 or more steals	5 by Donovan Mitchell vs. Notre Dame (1/4/17)	5 by Armon Fletcher, Southern Illinois (12/7/16)

The Last Time a Team ...

	Louisville	Opponent
Scored 100 points	102-59 win over Bryant (12/11/17)	101-104 5OT loss to Notre Dame (2/9/13)
Scored less than 50 points	63-47 loss vs. Virginia (1/30/16)	84-42 victory over Southern Illinois (11/21/17)
Scored 60 points in a half	61 vs. Grand Canyon; 1st H of 111-63 win (12/5/15)	60 by Tulane; 2nd H of 109-96 win (1/18/90)
Scored under 20 points in a half	14 vs. Virginia; 1H of 63-47 loss (1/30/16)	16 by Georgia Tech 1H, 77-54 UL win (2/8/18)
Had a +20 Rebound Margin	22 (48-26) vs. Pittsburgh (1/24/17)	26 (57-31) by Kentucky (12/31/11)
Grabbed 60 or more rebounds	60 vs. Jacksonville State (11/17/14)	60 by George Mason (1/4/94)
Grabbed less than 25 rebounds	19 vs. Virginia (2/6/17)	24 by Vermont (11/16/18)
Shot 60% or better from the field	.630 (34-54) vs. Pittsburgh (2/11/18)	.614 (43-70) by Charlotte (2/11/01)
Shot 30% or below from the field	.297 (19-64) vs. Old Dominion (11/23/16)	.266 (17-64) by Southern Illinois (11/21/17)
Shot 70% from the field for a half	.714 (20-28) vs. Pittsburgh in 1st H (1/24/17)	.765 (13-17) by Georgetown in 2nd H (1/31/11)
Made 5 or less free throws	4 vs. North Carolina (in 13 attempts, 2/22/17)	5 by Southern Illinois (in 9 attempts, 11/21/17)
Made 15 three-point goals	16 (in 30 attempts) vs. Rutgers (2/16/14)	17 by Virginia Tech (2/18/17)
Made No three-point goals	0 vs. Pittsburgh (2/11/15)	0 by Cal State Northridge (12/23/14)
Shot 60% from the three-point line	.600 (12-20) vs. Georgia Tech (2/9/18)	.654 (17-26) by Virginia Tech (2/18/17)
Handed out 25 or more assists	28 vs. UCF (12/31/13)	25 by Notre Dame (2/28/08)
Handed out 5 or less assists	1 vs. Kentucky (12/27/14)	4 by Pittsburgh (1/14/16)
Committed 25 or more turnovers	26 vs. West Virginia (1/31/09)	25 by FIU (12/5/14)
Committed 5 or fewer turnovers	3 vs. Virginia Tech (2/18/17)	2 by Virginia (2/7/15)
Blocked 10 or more shots	10 vs. Albany (12/20/17)	14 by Connecticut (3/4/06)
Had No Blocked Shots	0 vs. West Virginia (1/26/11)	0 by Syracuse (2/5/18)
Had 15 or more steals	15 vs. Georgia Tech (2/8/18)	19 by Rutgers (3/13/14)
Had No Steals	0 vs. Saint Louis (2/12/03)	0 by Saint Louis (3/22/14)

**Louisville Top Efforts Last 18 Years
(Since 2001-02)**

Longest winning streak (single-season): 17 games (2002-03)

Longest winning streak (multiple-season span): 21 games (last 16 G of 2012-13, first 5 G of 2013-14)

Longest conference winning streak: 10, twice -- 2008-09 & 2012-13 seasons

Longest losing streak: 4 games (2003-04)

Longest conference losing streak: 4 games (2003-04)

Most points scored in a game: 114 vs. Western Kentucky, 12-22-10 (UL 114, WKU 82)

Fewest points scored in a game: 45 vs. Cleveland State, 11-26-14 (UL 45, CSU 33)

Most points allowed in a game: 104 vs. Notre Dame, 2-9-13 (UND 104, UL 101, 5 ot)

Fewest Points Allowed in a Game: 26 vs. Savannah State, 11-24-14 (UL 87, SSU 26)

Fewest Points Allowed in a Conference Game: 31 vs. Rutgers, 3-13-14 (UL 92, RU 31)

Largest Margin of Victory: 64 vs. Morehead St., 12-27-04 (UL 104, USA 40)

Largest Margin of Victory in a Conference Game: 61 vs. Rutgers, 3-13-14 (UL 92, RU 31)

Largest losing margin: 33 vs. Notre Dame, 2-12-09 (ND 90, UL 57)

Fewest points scored in a win: 45 vs. Cleveland State, 11-26-14 (UL 45, CSU 33)

Most points allowed in a win: 90 vs. Virginia Tech, 2-18-17 (UL 94, VT 90)

Most points scored in a loss: 101 vs. Notre Dame, 2-9-13 (UND 104, UL 101, 5 ot)

Fewest points allowed in a loss: 52 vs. Drexel, 12-14-10 (DU 52, UL 46); vs. Syracuse, 2-13-12 (SU 52, UL 51); vs. Virginia, 2-17-15 (UVA 52, UL 47)

Largest deficit overcome to win a game: 20 vs. West Virginia, 3-26-05 (UL 18, WVU 38)

Largest lead given up in a loss: 22 vs. Baylor, 11-25-16 (UL 32, BU 10)

Highest shooting percentage: .652 vs. Pittsburgh, 1-25-15 (UL 80, Pitt 68)

Highest shooting percentage in a conference game: .652 vs. Pittsburgh, 1-25-15 (UL 80, Pitt 68)

Lowest shooting percentage: .268 vs. Western Kentucky, 11-30-08 (WKU 68, UL 54)

Lowest shooting percentage in a conference game: .274 vs. Cincinnati, 1-19-02 (UL 50, UC 77)

Highest 3-point percentage: .778 vs. Memphis, 2-4-04 (UL 58, UM 62)

Highest 3-point percentage in a conference game: .778 vs. Memphis, 2-4-04 (UL 58, UM 62)

Lowest 3-point percentage: .000 vs. Pittsburgh, 2-11-15 (UL 69, Pitt 56)

Lowest 3-point percentage in a conference game: .000 vs. Pittsburgh, 2-11-15 (UL 69, Pitt 56)

Most three-pointers: 22 vs. Hartford, 11-17-07 (UL 104, UH 69)

Free throws made: 42 vs. Nicholls, 11-8-18 (in 55 attempts; UL 85, NSU 72)

Most assists: 34 vs. VMI, 12-23-04 (UL 107, VMI 56)

Most blocked shots: 18 vs. Holy Cross, 12-7-03 (UL 56, HC 40)

0 Akoy Agau

F 6-8 240 Gr. - Tr. South Sudan, Africa (SMU)

■ Scored a career-high 11 points and added five rebounds off the bench against No. 5 Tennessee.

■ Name is pronounced uh-KOY uh-GOW; like cow with a "G"

■ One of two active players in the nation that have made four stops at three schools. Agau's path of Louisville to Georgetown to SMU and back to Louisville is similar to Mike Gilmore, who went from VCU to Miami (Fla.) to Florida Gulf Coast and back to VCU.

■ Has been productive off the bench, averaging 6.5 points and 4.5 rebounds in an average of 11.8 minutes in four appearances.

■ Totaled a UofL career high of seven rebounds vs. Southern in his first UofL game since Dec. 5, 2014, a span of 1,439 days. Scored a career high 11 points against Tennessee.

■ Last season, he averaged 5.0 points, 3.6 rebounds and shot 51.2 percent from the field while appearing in 27 games for SMU.

■ Started eight of the last nine games for the Mustangs and scored a career-high 21 points with three rebounds and three assists in the American Athletic Conference Tournament first round against Connecticut.

■ Graduated from Georgetown with a double major in English & anthropology.

■ In his lone season at Georgetown, Agau averaged 4.5 points and 4.3 rebounds while playing in 32 games, including eight starting assignments.

■ Has one season of competition available after obtaining waivers to participate and plans to work on a master's degree in business. An NCAA waiver was approved to extend his eligibility clock to a sixth year and he obtained a transfer residency waiver so he could play immediately, since he transferred twice previously. He had two medical hardship waivers approved when he was an undergraduate.

■ As a freshman at UofL during the 2013-14 season, Agau played in 19 games in a reserve role, including eight conference games, while averaging 0.9 points and 1.1 rebounds.

■ Played in three games early in the 2014-15 UofL season after recovering from a sports hernia in late July, and transferred to Georgetown following the 2014 fall semester.

■ Was the first Class A player in Nebraska history to start for four state title teams.

■ Helped Omaha Central win four straight Nebraska Class A state championships, averaging 12.8 points and 6.1 rebounds and blocked 81 shots as a senior.

■ Born in Juba, Sudan, Agau moved to Cairo, Egypt as a child before coming to the USA in 2002.

■ Has a 7-4 wingspan and can speak three languages (Dinka, Arabic and English).

■ Born Nov. 28, 1994 ... Working on a master's degree in business administration (MBA).



0 Akoy Agau

Games With ...	Season	Career
Double-Figure scoring.....	1	1
5 or more rebounds.....	2	2
4 or more assists.....	0	0
A blocked shot.....	3	3
A steal.....	0	0
A three-pointer.....	0	0
20+ points.....	0	0

0 Akoy Agau Season Highs at Louisville

Points..... 11 vs. Tennessee (11/21/18)
 Reb. 7 vs. Southern (11/13/18)
 Asst..... 1 vs. Southern (11/13/18)
 Blocks 1 3 times (latest: vs. Michigan State (11/27/18))
 Steals none
 FGM 4 vs. Tennessee (11/21/18)
 FGA 6 vs. Tennessee (11/21/18)
 3FGM none
 3FGA none
 FT 5 vs. Southern 11/13/18)
 FTA 6 vs. Southern 11/13/18)

0 Akoy Agau Career Highs at Louisville

Points..... 11 vs. Tennessee (11/21/18)
 Reb. 7 vs. Southern (11/13/18)
 Asst..... 1 Twice (latest: vs. Southern 11/13/18)
 Blocks 2 vs. Southern Miss (11/29/13)
 Steals 1 vs. Temple (2/14/14)
 FGM vs. Tennessee (11/21/18)
 FGA vs. Tennessee (11/21/18)
 3FGM none
 3FGA 1 vs. Rutgers (3/13/14)
 FT 5 vs. Southern 11/13/18)
 FTA 6 vs. Southern 11/13/18)

0 Akoy Agau Game-by-Game

Opponent	Date	GS	Min	FG	FGA	Pct	3-Point	Rebounds	Avg	Pf	Fo	A	To	Blk	Stl	Pts	Avg
NICHOLLS ST.	11/8/18	DNP															
SOUTHERN	11/13/18	12	1	1	1.000	0	0	.000	5	6	.833	5	2	7	7.0	1	7.0
VERMONT	11/16/18	DNP															
vs Tennessee	11/21/18	16	4	6	.667	0	0	.000	3	31.000	2	3	5	6.0	4	0	9.0
vs Marquette	01/23/18	9	2	4	.500	0	0	.000	2	3	.667	2	0	2	4.7	1	8.0
MICHIGAN ST.	11/27/18	10	0	0	.000	0	0	.000	2	5	.400	1	3	4	4.5	5	6.5

0 Akoy Agau Statistics (*at Louisville, +at Georgetown, ^at SMU)

Year	GP	GS	Min	Avg	FG	FGA	Pct	3FG	3FGA	Pct	FT	FTA	Pct	OReb	DReb	Reb	Avg	Pf	Fo	Ast	TO	Blk	Stl	Pts	Avg
2013-14*	19	0	95	5.0	7	9	.778	0	1	.000	3	10	.300	5	16	21	1.1	9	0	1	7	5	1	17	0.9
2014-15*	3	0	11	3.7	0	1	.000	0	1	.000	0	0	.000	0	1	1	0.3	0	0	0	1	0	0	0	0.0
2016-17+	32	8	479	15.0	42	83	.506	3	14	.214	57	67	.851	34	102	136	4.3	71	4	28	50	28	7	144	4.5
2017-18^	27	9	426	16.1	44	86	.512	5	15	.333	42	60	.700	36	60	96	3.6	48	0	17	33	12	7	135	5.0
2018-19*	4	0	47	11.8	7	11	.636	0	0	.000	12	17	.706	10	8	18	4.5	11	1	1	2	3	0	26	6.5
TOTAL	84	18	1058	12.5	100	190	.526	8	31	.258	114	154	.740	85	187	272	3.2	139	5	47	93	48	15	322	3.8

1 Christen Cunningham

G 6-2 190 Gr. - Tr. Georgetown, Ky. (Samford)

■ Starting guard for the Cardinals is a team co-captain.
 ■ Graduate transfer from Samford.
 ■ Dished out a UofL career-high five assists while scoring 13 points in the Cards' victory over No. 9 Michigan State.

■ Scored a UofL career-high 16 points vs. Marquette while knocking down 2-of-4 threes and dishing out three assists.

■ A starter in all 110 games of his career at Samford, Cunningham ranks 13th on Samford's all-time scoring list with 1,283 career points and his 514 career assists is a school record.

■ In each of his three full seasons at Samford, he produced at least 125 assists, 100 free throws, 30 steals and averaged double-digits in scoring. He is an 81 pct. career free throw shooter (380-469).

■ Scored in double figures in 71 games at Samford, including 11 contests with 20 or more.

■ Handed out at least five assists on 51 occasions, including 14 games with eight or more assists. He had a career-high 13 assists against Nicholls State on Nov. 27, 2016.

■ Scored a career-high 30 points against East Tennessee State in the semifinals of the 2017 Southern Conference Tournament.

■ Totaled 15 points, six rebounds, two assists and a steal in a Nov. 13, 2015 season opening game against Louisville in the KFC Yum! Center.

■ As a junior in 2016-17, Cunningham was fifth in the nation with a school-record 225 assists and ranked 10th nationally in assists per game (6.3). He averaged 11.4 points and shot 35.4 percent from three-point range when he led the Southern Conference in minutes played as Samford achieved a 20-14 record.

■ A lengthy illness limited Cunningham to just the first nine games of the 2017-18 season and he received a medical waiver for a fifth and final season.

■ Bulldogs' second-leading scorer as a sophomore in 2015-16 when he averaged 14.4 points, 2.8 rebounds and 3.9 assists.

■ Averaged 10.3 points and 3.9 assists as a freshman in 2014-15 when he was honored on the Southern Conference All-Freshman Team and was selected as the 2015 College Sports Madness Southern Conference Freshman of the Year. He was named the SoCon Freshman of the Week on five occasions.

■ Earned a bachelor's degree in public administration from Samford.

■ His brother Trae was a basketball manager at Louisville and his brother Christopher played football at Florida A&M.

■ Teammate of former UofL guard Quentin Snider on the Louisville Magic AAU team, which is coached by former UofL center Ellis Myles.

■ Born Sept, 24, 1995 ... Major is sport administration.



1 Christen Cunningham

Games With ...	Season	Career
Double-Figure scoring.....	2	2
5 or more rebounds	0	0
4 or more assists	2	2
A blocked shot	1	1
A steal	2	2
A three-pointer	3	3
20+ points	0	0

1 Christen Cunningham

Season/Career Highs at Louisville

Points..... 16 vs. Marquette (11/24/18)
 Reb. 2 Twice (latest: vs. Marquette 11/24/18)
 Asst..... 5 vs. Michigan State (11/27/18)
 Blocks 1 vs. Michigan State (11/27/18)
 Steals..... 2 vs. Tennessee (11/21/18)
 FGM 5 Twice (latest: vs. Michigan State (11/27/18)
 FGA 12 vs. Marquette (11/24/18)
 3FGM 2 vs. Marquette (11/24/18)
 3FGA 4 Twice (latest: vs. Marquette 11/24/18)
 FT..... 6 vs. Nicholls State (11/08/18)
 FTA..... 6 Twice (latest: vs. Michigan State (11/27/18)

1 Christen Cunningham Game-by-Game

Opponent	Date	GS	Min	FG	FGA	Pct	3-Point			Pct	Rebounds				Avg	PF	FO	A	TO	Blk	Stl	Pts	Avg
							FG	FGA	Pct	FT	FTA	Pct	Off	Def	Tot								
NICHOLLS ST.	11/8/18	*	22	0	1	.000	0	1	.000	6	61.000	0	1	1	1.0	0	0	1	1	0	0	6	6.0
SOUTHERN	11/13/18	*	22	2	6	.333	1	4	.250	0	0.000	0	2	2	1.5	3	0	3	2	0	0	5	5.5
VERMONT	11/16/18	*	19	0	3	.000	0	1	.000	2	21.000	0	1	1	1.3	2	0	4	1	0	0	2	4.3
vs Tennessee	11/21/18	*	22	3	6	.500	1	11.000	1	2	.500	0	1	1	1.3	0	0	1	0	0	2	8	5.3
vs Marquette	11/23/18	*	35	5	12	.417	2	4	.500	4	6	.667	1	1	2	1.4	0	0	3	0	0	16	7.4
MICHIGAN ST.	11/27/18	*	35	5	9	.556	0	2	.000	3	6	.500	0	1	1	1.3	2	0	5	3	1	11	8.3

1 Christen Cunningham Statistics (*at Louisville, ^at Samford)

Year	GP	GS	Min	Avg	FG	FGA	Pct	3FG	3FGA	Pct	FT	FTA	Pct	OReb	DReb	Reb	Avg	PF	FO	Ast	TO	Blk	Stl	Pts	Avg
2014-15 ^	32	32	962	30.1	108	246	.431	11	41	.268	106	134	.791	16	61	77	2.4	51	0	125	73	4	38	329	10.3
2015-16 ^	33	33	1114	33.8	161	357	.451	19	70	.271	134	162	.827	17	76	93	2.8	54	1	128	87	2	34	475	14.4
2016-17 ^	36	36	1250	34.7	140	332	.422	23	65	.354	107	131	.817	18	81	99	2.8	55	1	225	78	0	31	410	11.4
2017-18 ^	9	9	260	28.9	30	67	.448	3	17	.176	6	7	.857	7	19	26	2.9	4	0	36	23	1	5	69	7.7
2018-19	6	6	155	25.8	15	37	.405	4	13	.308	16	22	.727	1	7	8	1.3	7	0	17	7	1	3	50	8.3
TOTAL	116	116	3741	32.3	452	1039	.435	60	206	.291	369	456	.809	59	244	303	2.6	171	2	531	268	8	111	1333	11.5

2 Darius Perry

G 6-2 195 So. - 1L Marietta, Ga. (Wheeler HS)

- Has scored in double figures in 3 of 6 games, including a career-tying 17 points against Vermont (6-10 FG, 2-4 3FG, 3-3 FT), adding four assists.
- Produced a career-high eight assists and career-best matching three steals against No. 5 Tennessee, adding eight points.
- Won the team slam dunk competition at the preseason “Louisville Live,” a preseason outdoor event at Fourth Street Live! in downtown Louisville with team activities on a portable court placed on the covered area of the street with 7,500 fans surrounding the court. He wore a No. 35 Darrell Griffith jersey for one of his dunks.
- Honored on the 2018 All-ACC Academic Team.
- Starter in three games as a freshman. He averaged 5.6 points, four assists and shot 50 percent from the field (5-of-10) in the three starts.
- Made 16-of-36 three-pointers (.416) as a freshman over the last 16 games.
- Made 38 of his 44 free throw attempts as a freshman (.864). He made his first 21 of the year before missing against Albany.
- Totaled 17 points, three assists, two steals and did not miss a shot (3-of-3 three-pointers, 8-of-8 free throws) vs. George Mason in the season opener. It was the fifth-highest scoring effort in a freshman debut at Louisville and was tied for the sixth-highest in a career scoring debut at UofL (tied with his coach, David Padgett, who also scored 17 on Dec. 3, 2005).
- Averaged 20.2 points, 5.1 assists, 4.3 rebounds and 3.1 steals as a senior in helping Wheeler High School achieve a 21-10 record and reach the final eight teams in the Class AAAAAA state championship.
- Born March 13, 1999 ... Major is sport administration.



2 Darius Perry

Games With ...	Season	Career
Double-Figure scoring.....	3	5
5 or more rebounds	0	0
4 or more assists	2	6
A blocked shot	0	3
A steal	2	17
A three-pointer	4	21
20+ points.....	0	0

2 Darius Perry Season Highs

Points..... 17 vs. Vermont (11/16/18)
Reb. 2 Twice (latest: vs. Vermont 11/16/18)
Asst..... 8 vs. Tennessee (11/21/18)
Blocks none
Steals 3 vs. Tennessee (11/21/18)
FGM 6 vs. Vermont (11/16/18)
FGA 10 vs. Vermont (11/16/18)
3FGM 2 vs. Vermont (11/16/18)
3FGA 4 vs. Vermont (11/16/18)
FT 4 vs. Nicholls State (11/8/18)
FTA 5 vs. Nicholls State (11/8/18)

2 Darius Perry Career Highs

Points..... 17 Twice (latest: vs. Vermont 11/16/18)
Reb. 3 vs. (4 times) latest: vs. Mississippi St. (3/20)
Asst..... 8 vs. Tennessee (11/21/18)
Blocks 1 (3 times) latest: vs. N. Carolina (2/17/18)
Steals 3 vs. Wake Forest (1/27/18)
 3 vs. Tennessee (11/21/18)
FGM 6 vs. Vermont (11/16/18)
FGA 8 vs. Southern Illinois (11/21/17)
 vs. Mississippi State (3/20/18)
3FGM 3 vs. George Mason (11/12/17)
 vs. Wake Forest (1/27/18)
3FGA 6 vs. Mississippi State (3/20/18)
FT 8 vs. George Mason (11/12/17)
FTA 8 vs. George Mason (11/12/17)

2 Darius Perry Game-by-Game

Opponent	Date	GS	Min	FG	FGA	Pct	FG	FGA	Pct	FT	FTA	Pct	Off	Def	Tot	Avg	PF	FO	A	TO	Blk	Stl	Pts	Avg
NICHOLLS ST.	11/8/18	*	26	4	4	1.000	2	2	1.000	4	5	800	1	1	2	2.0	4	0	1	2	0	1	14	14.0
SOUTHERN	11/13/18	*	19	4	5	.800	2	3	.667	3	31	000	0	1	1	1.5	4	0	1	1	0	0	13	13.5
VERMONT	11/16/18	*	30	6	10	.600	2	4	.500	3	31	000	0	2	2	1.7	2	0	4	1	0	0	17	14.7
vs Tennessee	11/21/18	*	31	2	3	.667	1	2	.500	3	4	750	0	1	1	1.5	3	0	8	1	0	3	8	13.0
vs Marquette	11/23/18		15	2	5	.400	0	2	.000	0	0	000	1	0	1	1.4	3	0	1	1	0	0	4	11.2
MICHIGAN ST.	11/27/18	*	16	1	2	.500	0	1	.000	0	0	000	0	1	1	1.3	3	0	1	0	0	0	2	9.7

2 Darius Perry Statistics

Year	GP	GS	Min	Avg	FG	FGA	Pct	3FG	3FGA	Pct	FT	FTA	Pct	OReb	DReb	Reb	Avg	PF	FO	Ast	TO	Blk	Stl	Pts	Avg
2017-18	36	3	514	14.3	40	114	.351	23	70	.329	38	44	.864	6	37	43	1.2	65	0	54	39	3	21	141	3.9
2018-19	6	5	137	22.8	19	29	.655	7	14	.500	13	15	.867	2	6	8	1.3	19	0	16	6	0	4	58	9.7
TOTAL	42	8	651	15.5	59	143	.413	30	84	.357	51	59	.864	8	43	51	1.2	84	0	70	45	3	25	199	4.7

3 Jo Griffin

G 6-1 200 So. - 1L Crestwood, Ky. (South Oldham HS)

■ Scored his first collegiate points against Southern in the second game of the year.

■ Walk-on who played in seven games as a freshman.

■ Averaged 21.4 points, 4.5 rebounds and 4.3 assists as a senior last season at South Oldham as the Dragons posted a 26-6 record and reached the Eighth Region semifinals.

■ Honored as the 2017 Eighth Region Player of the Year, was a finalist for Kentucky's Mr. Basketball, a third team all-state honoree and was an three-time all-district selection.

■ No. 2 all-time scorer for South Oldham with 1,233 career points in three seasons.

■ His brother Michael is a junior guard at Thomas More College. His father Jeff is the principal at South Oldham and played basketball for Oldham County HS, leading them to the 1985 Kentucky Sweet 16. His father also played collegiate basketball at Morehead State and Transylvania. His uncles Tim and Jim Griffin played basketball at Kentucky Wesleyan.

■ Born March 1, 1999 ... Major is exercise science.



3 Jo Griffin

Games With ...	Season	Career
Double-Figure scoring.....	0	0
5 or more rebounds	0	0
4 or more assists	0	0
A blocked shot	0	0
A steal	0	0
A three-pointer	0	0
20+ points	0	0

3 Jo Griffin Game-by-Game

Opponent	Date	GS	Min	FG	FGA	Pct	3-Point			Pct	Rebounds			Avg	PF	FO	A	TO	Blk	Stl	Pts	Avg
							FG	FGA	Pct	FT	FTA	Off	Def	Tot								
SOUTHERN	11/13/18	9	1	2	.500	0	1	.000	0	0	.000	0	0	0	0.0	0	0	0	0	0	2	2.0

3 Jo Griffin Statistics

Year	GP	GS	Min	Avg	FG	FGA	Pct	3FG	3FGA	Pct	FT	FTA	Pct	OReb	DReb	Reb	Avg	PF	FO	Ast	TO	Blk	Stl	Pts	Avg
2017-18	7	0	19	2.7	0	1	.000	0	1	.000	0	0	.000	0	0	0	0.0	2	0	2	1	0	1	0	0.0
2018-19	1	0	9	9.0	1	2	.500	0	1	.000	0	0	.000	0	0	0	0.0	0	0	0	0	0	0	2	2.0
TOTAL	8	0	28	3.5	1	3	.333	0	2	.000	0	0	.000	0	0	0	0.0	2	0	2	1	0	1	2	0.3

10 Wyatt Battaile

G/F 6-4 195 Fr. - HS Pikeville, Ky. (Pikeville HS)

■ Saw his first action of the season against Southern in the second game.


■ Last name is pronounce BATTLE.

■ Averaged 24.1 points, 8.6 rebounds and 4.3 assists as a senior in leading Pikeville to a 25-10 record, their second straight 15th Region Championship and their second consecutive berth in the Kentucky Sweet 16.

■ Honored on the 2018 Sweet 16 All-Tournament team as Pikeville reached the state Elite Eight before falling to Warren Central.

■ Received the KABC Larry Conley Ultimate Teammate Award at the 2018 Sweet 16, an award presented to a participant whose individual play exemplifies the style of play where scoring isn't the most important aspect of the game, and is complemented by passing, rebounding and blocked shots.

■ An all-state selection as a senior when he ranked 16th in the state in scoring. He was named the Appalachian Newspapers Player of the Year and was a member of the Kentucky All-Star team that participated in the Ohio-Kentucky All-Star game in April.



10 Wyatt Battaile

Games With ...	Season	Career
Double-Figure scoring.....	0	0
5 or more rebounds	0	0
4 or more assists	0	0
A blocked shot	0	0
A steal	0	0
A three-pointer	0	0
20+ points	0	0

10 Wyatt Battaile Game-by-Game

10 Wyatt Battaile Game-by-Game										3-Point			Rebounds													
Opponent	Date	GS	Min	FG	FGA	Pct	FG	FGA	Pct	FT	FTA	Pct	Off	Def	Tot	Avg	PF	FO	A	TO	Blk	Stl	Pts	Avg		
SOUTHERN	11/13/18	3	0	1	.000	0	1	.000	0	0	.000	0	0	0	0	0.0	0	0	0	1	0	0	0	0.0		

10 Wyatt Battaile Statistics

Year	GP	GS	Min	Avg	FG	FGA	Pct	3FG	3FGA	Pct	FT	FTA	Pct	OReb	DReb	Reb	Avg	PF	FO	Ast	TO	Blk	Stl	Pts	Avg
2018-19	1	0	3	3.0	0	1	.000	0	1	.000	0	0	.000	0	0	0	0.0	0	0	0	1	0	0	0	0.0
TOTAL	1	0	3	3.0	0	1	.000	0	1	.000	0	0	.000	0	0	0	0.0	0	0	0	1	0	0	0	0.0

3 Jo Griffin Season Highs

Points.....	2 vs. Southern (11/13/18)
Reb.	none
Asst.....	none
Blocks	none
Steals	none
FGM	1 vs. Southern (11/13/18)
FGA	1 vs. Southern (11/13/18)
3FGM	none
3FGA	1 vs. Southern (11/13/18)
FT	none
FTA	none

3 Jo Griffin Career Highs

Points.....	2 vs. Southern (11/13/18)
Reb.	none
Asst.....	1 vs. Bryant (12/11/17) vs. Pittsburgh (2/11/18)
Blocks	none
Steals	1 vs. Georgia Tech (2/8)
FGM	1 vs. Southern (11/13/18)
FGA	1 vs. Bryant (12/11/17) 1 vs. Southern (11/13/18)
3FGM	none
3FGA	1 vs. Bryant (12/11/17) 1 vs. Southern (11/13/18)
FT	none
FTA	none

■ Scored 2,211 points in four years at Pikeville while burying 139 three-point field goals.

■ Averaged 17.2 points as a sophomore and 10.1 points as a freshman.

■ Coached at Pikeville by former UofL guard Elisha Justice.

■ Also played three seasons of football for Pikeville, helping the Panthers claim the 2015 Class A state championship. In that championship season, he completed 76-of-95 passes for 1,330 yards and 20 touchdowns, while also rushing for 399 yards and four TDs. In the 2015 state championship game against Beechwood, he threw for 177 yards and three touchdowns while completing 8-of-13 passes.

■ Born Jan. 10, 2000 ... Major is sport administration.

10 Wyatt Battaile Season/Career Highs

Points.....	none
Reb.	none
Asst.....	none
Blocks	none
Steals	none
FGM	none
FGA	1 vs. Southern (11/13/18)
3FGM	none
3FGA	1 vs. Southern (11/13/18)
FT	none
FTA	none

4 Khwan Fore

G 6-0 185 Gr. - Tr. Huntsville, Ala. (University of Richmond)

- Graduate transfer played a season-high 25 minutes against Marquette and contributed five points and three assists.
- Name is pronounced KWahn FOUR.
- His defensive contributions don't often show up in a box score.
- Scored 11 points in an exhibition against Simmons, hitting 3-of-5 threes.
- Started the last two seasons at the University of Richmond, averaging 11 points and 3.2 rebounds as a redshirt junior in 2017-18.
- Averaged 11.2 points and 4.2 rebounds while gathering 54 steals – second most on the team -- as a sophomore when he shot 50.7 percent from the field and helped Richmond advance to the NIT quarterfinals.
- His 50.7 percent field goal accuracy as a sophomore was the second-highest in the nation for a player at 6-0 or shorter with at least 200 FG attempts.
- Totaled 919 career points and 209 assists in 99 games and 64 starts at Richmond.
- Scored in double figures on 36 occasions over his last two seasons with the Spiders, including a career-high 25 points against St. Bonaventure in the Atlantic-10 Tournament quarterfinals in the final game of his junior year. He handed out a career-best 12 assists at Fordham as a junior and collected a high of four steals in four games.
- Averaged the second-most minutes on the Richmond team each of the past two seasons.
- Earned recognition on the Atlantic-10 All-Freshman team when played in all 32 games at Richmond as a redshirt freshman in 2015-16, averaging 6.5 points in an average of 20 minutes of action.
- Attained a medical redshirt after injuring his foot after playing in just two games as a freshman in 2014-15.
- Completed a bachelor's degree in sociology from Richmond in May 2018.
- His mother Clarissia ran track at Emporia State.
- Born Dec. 31, 1995 ... Major is sport administration.



4 Khwan Fore

Games With ...	Season	Career
Double-Figure scoring.....	0	0
5 or more rebounds	0	0
4 or more assists	0	0
A blocked shot	0	0
A steal	2	2
A three-pointer	2	2
20+ points.....	0	0

4 Khwan Fore

Season/Career Highs at Louisville

Points..... 6 vs. Southern (11/13/18)
Reb. 2 vs. Nicholls State (11/8/18)
Asst..... 3 vs. Marquette (11/24/18)
Blocks none
Steals 1 Twice (latest: vs. Marquette 11/24/18)
FGM 2 Twice (latest: vs. Marquette 11/24/18)
FGA 5 vs. Southern (11/13/18)
3FGM 1 Twice (latest: vs. Marquette 11/24/18)
3FGA 3 vs. Southern (11/13/18)
FT 3 vs. Southern (11/13/18)
FTA 5 vs. Nicholls State (11/8/18)

4 Khwan Fore Game-by-Game

Opponent	Date	GS	Min	FG	FGA	Pct	FG	FGA	Pct	FT	FTA	Pct	Off	Def	Tot	Avg	PF	FO	A	TO	Blk	Stl	Pts	Avg
NICHOLLS ST.	11/08/18	17	2	3	.667	0	0	.000	1	5	.200	0	2	2	2.0	0	0	1	0	0	0	5	5.0	
SOUTHERN	11/13/18	21	1	5	.200	1	3	.333	3	4	.750	0	1	1	1.5	3	0	1	1	0	0	6	5.5	
VERMONT	11/16/18	15	0	0	.000	0	0	.000	0	0	.000	0	0	0	1.0	0	0	0	0	0	0	0	3.7	
vs Tennessee	11/21/18	7	0	1	.000	0	1	.000	1	2	.500	0	1	1	1.0	0	0	0	0	0	1	1	3.0	
vs Marquette	11/23/18	25	2	3	.667	1	1	1.000	0	0	.000	0	0	0	0.8	1	0	3	1	0	1	5	3.4	
MICHIGAN ST.	11/27/18	19	1	3	.333	0	1	.000	2	21	.000	0	0	0	0.7	2	0	1	0	0	0	4	3.5	

4 Khwan Fore Statistics (* at Louisville, ^ at Richmond)

Year	GP	GS	Min	Avg	FG	FGA	Pct	3FG	3FGA	Pct	FT	FTA	Pct	OReb	DReb	Reb	Avg	PF	FO	Ast	TO	Blk	Stl	Pts	Avg
2014-15 ^	2	0	15	7.5	1	3	.333	0	1	.000	0	0	.000	0	1	1	0.5	1	0	1	2	0	1	2	1.9
2015-16 ^	32	3	652	20.4	81	156	.519	12	33	.364	33	57	.579	26	72	98	3.1	73	1	46	31	2	38	207	6.5
2016-17 ^	35	35	1187	33.9	151	298	.507	14	42	.333	75	122	.615	38	108	146	4.2	105	5	86	62	13	54	391	11.2
2017-18 ^	29	26	931	32.1	117	244	.480	11	40	.275	74	113	.655	23	69	92	3.2	64	1	77	44	4	27	319	11.0
2018-19*	6	0	104	17.3	6	15	.400	2	6	.333	7	13	.538	0	4	4	0.7	6	0	6	2	0	2	21	3.5
TOTAL	104	64	2889	27.9	356	716	.497	39	122	.320	189	305	.620	87	254	341	3.3	248	7	216	141	19	122	940	9.0

5 Malik Williams

F/C 6-11 225 So. - 1L Ft. Wayne, Ind. (Snider HS)

- Produced a career-high 17 points against Southern in the second game of the season, adding five rebounds.
- Has blocked a shot in five of six games this season.
- Started 12 games as a freshman, including the first 11 ACC games of the season. He averaged 5.3 points and 2.9 rebounds in his 12 starting assignments.
- Scored a career-high 14 points against Pittsburgh, while knocking down a career-high in three-pointers, making 4-of-5 shots from behind the arc.
- Started vs. Omaha and produced eight points, four rebounds and three blocked shots. Earned his second career start against Pittsburgh and finished with eight points and five rebounds, starting a streak of 11 straight starting roles.
- Pulled down a career-high six rebounds against Bryant.
- Averaged 23.6 points, 11.8 rebounds, 3.9 blocked shots and buried 44 three-pointers as a senior in leading Snider High School to a 17-7 record and the school's first Summit Athletic Conference championship since 2009. Snider advanced to the 4A sectional final before falling to eventual state runner-up North Side.
- Career rebounding and blocked shots leader for Snider.
- A first-team all-state choice, All-Summit Athletic Conference selection as a junior and senior and was one of four finalists for Indiana's Mr. Basketball.
- Born Aug. 26, 1998 ... Major is communication.



5 Malik Williams		
Games With ...	Season	Career
Double-Figure scoring.....	1	4
5 or more rebounds	2	6
4 or more assists	0	0
A blocked shot	5	15
A steal	4	13
A three-pointer	1	11
20+ points	0	0

5 Malik Williams Season Highs

Points..... 17 vs. Southern (11/13/18)
Reb. 5 vs. Vermont (11/16/18)
Asst..... 1 3 times (latest: vs. Marquette 11/24/18)
Blocks 2 vs. Vermont (11/16/18)
Steals 3 vs. Michigan State (11/27/18)
FGM 5 vs. Southern (11/13/18)
FGA 9 vs. Michigan State (11/27/18)
3FGM 1 vs. Michigan State (11/27/18)
3FGA 5 vs. Michigan State (11/27/18)
FT 7 vs. Southern (11/13/18)
FTA 11 vs. Southern (11/13/18)

5 Malik Williams Career Highs

Points..... 17vs. Southern (11/13/18)
Reb. 6 vs. Bryant (12/11/17)
Asst..... 2 vs. Omaha (11/17/17)
 vs. Virginia Tech (1/13/18)
Blocks 3 vs. Omaha (11/17/17)
 vs. Florida State (2/3/18)
Steals 3 vs. Michigan State (11/27/18)
FGM 5 Twice (latest: s. Southern 11/13/18)
FGA 8 vs. Kentucky (12/29/17)
 vs. Pittsburgh (1/2/18)
3FGM 4 vs. Pittsburgh (2/11/18)
3FGA 5 vs. Wake Forest (1/27/18)
 vs. Pittsburgh (2/11/18)
FT 7 vs. Southern (11/13/18)
FTA 11 vs. Southern (11/13/18)

Malik Williams Game-by-Game										3-Point					Rebounds																			
Opponent	Date	GS	Min	FG	FGA	Pct	FG	FGA	Pct	FT	FTA	Pct	Off	Def	Tot	Avg	PF	FO	A	TO	Blk	Stl	Pts	Avg										
NICHOLLS ST.	11/08/18	15	2	3	.667	0	0	.000	0	2	.000	0	4	4	4.0	3	0	0	0	1	1	4	4.0											
SOUTHERN	11/13/18	17	5	7	.714	0	1	.000	7	11	.636	2	3	5	4.5	2	0	0	1	0	1	17	10.5											
VERMONT	11/16/18	15	2	4	.500	0	1	.000	1	3	.333	1	4	5	4.7	3	0	1	1	2	1	5	8.7											
vs Tennessee	11/21/18	12	1	3	.333	0	0	.000	1	2	.500	2	1	3	4.3	4	0	1	1	1	0	3	7.3											
vs Marquette	11/23/18	13	0	4	.000	0	1	.000	2	3	.667	1	3	4	4.2	3	0	1	0	1	0	2	6.2											
MICHIGAN ST.	11/27/18	28	3	9	.333	1	5	.200	0	0	.000	0	3	3	4.0	3	0	0	0	1	3	7	6.3											

5 Malik Williams Statistics

Year	GP	GS	Min	Avg	FG	FGA	Pct	3FG	3FGA	Pct	FT	FTA	Pct	OReb	DReb	Reb	Avg	PF	FO	Ast	TO	Blk	Stl	Pts	Avg
2017-18	32	12	337	10.5	46	110	.418	20	62	.323	11	16	.688	23	54	77	2.4	30	0	5	11	13	12	123	3.8
2018-19	6	0	100	16.7	13	30	.433	1	8	.125	11	21	.524	6	18	24	4.0	18	0	3	3	6	6	38	6.3
TOTAL	38	12	438	11.5	59	140	.421	21	70	.300	22	37	.595	29	72	101	2.7	48	0	8	14	19	18	161	4.2

12 Jacob Redding

G 6-0 180 So. - 1L Ft. Wayne, Ind. (Carroll HS)

■ Saw action against Southern in the second game of the season and buried a three-pointer in the game.

■ Walk-on guard scored six points in three minutes against Southern Illinois as a freshman, burying a pair of three-pointers. He made all four of his field goal attempts as a freshman.

■ Averaged 16.5 points, 2.9 rebounds and 2.6 assists as a senior at Carroll High School. He connected on 45 percent of his three-point attempts and 92.4 percent of his free throws.

■ Scored 1,099 career points and made 161 three-pointers in his high school career at Carroll. He helped Carroll achieved a combined 68-21 record in three seasons.

■ Also ran cross country at Carroll.

■ Played with fellow UofL freshman Malik Williams on the Legit Basketball AAU team.

■ His father Mark is the girls basketball coach at Carroll High School. He played basketball at Danville (Ill.) Community College. His mother Holly ran track and cross country at Anderson (Ind.) University.

■ Born Sept. 15, 1997 ... Major is secondary education.



12 Jacob Redding

Games With ...	Season	Career
Double-Figure scoring.....	0	0
5 or more rebounds	0	0
4 or more assists	0	0
A blocked shot	0	0
A steal	0	0
A three-pointer	0	0
20+ points	0	0

12 Jacob Redding Game-by-Game

12 Jacob Redding Game-by-Game										3-Point			Rebounds													
Opponent	Date	GS	Min	FG	FGA	Pct	FG	FGA	Pct	FT	FTA	Pct	Off	Def	Tot	Avg	PF	FO	A	TO	Blk	Stl	Pts	Avg		
SOUTHERN	11/13/18	4	1	2	.500	1	2	.500	0	0	.000	0	1	1	1.0	1	0	0	0	0	0	3	3.0			

12 Jacob Redding Statistics

Year	GP	GS	Min	Avg	FG	FGA	Pct	3FG	3FGA	Pct	FT	FTA	Pct	OReb	DReb	Reb	Avg	PF	FO	Ast	TO	Blk	Stl	Pts	Avg
2017-18	6	0	13	2.2	4	4	1.000	3	3	1.000	2	2	1.000	0	0	0	0.0	0	0	0	0	0	0	13	2.2
2018-19	1	0	4	4.0	1	2	.500	1	2	.500	0	0	.000	0	1	1	1.0	1	0	0	0	0	0	3	3.0
TOTAL	7	0	17	2.4	5	6	.833	4	5	.800	2	2	1.000	0	1	1	0.1	1	0	0	0	0	0	16	2.3

14 Will Rainey

G 6-3 180 Sr. - Tr. Louisville, Ky. (Spalding University)

■ Walk-on guard will participate in practice but will sit out of competition for the 2018-19 season after transferring from Spalding University, where he was a member of the team for three seasons (2015-18).

■ In three seasons at Spalding, an NCAA Division III school in Louisville, Rainey totaled 102 points, 44 rebounds and 26 assists in 45 career games over three seasons.

■ Started four games and appeared in 22 as a sophomore at Spalding when he scored 62 points and grabbed 23 rebounds. He played in four games as a junior.

■ Top game at Spalding came his freshman year when he scored eight points, connecting on all three of his field goal attempts, in a 78-56 victory over Iowa Wesleyan.

■ Averaged 15.6 points and 4.2 rebounds as a senior at Atherton High School in 2014-15.

■ Scored a career-high 35 points against Western High School as a senior at Atherton, adding six rebounds while connecting on 13-of-23 shots from the field.

■ All-district selection as a senior for the Kentucky 27th District.

■ Also competed on the Atherton track and field team in the long jump, triple jump and high jump events. He was fourth in the state as a senior in the long jump with a 22-6.5 leap.

■ Former Cardinal All-Americans Charlie Tyra (1954-57) and Rick Wilson (1974-78) were both products of Atherton High School.

■ Born April 30, 1997 ... Sport administration major.



12 Jacob Redding Season Highs

Points..... 3 vs. Southern (11/13/18)
 Reb. 1 vs. Southern (11/13/18)
 Asst..... none
 Blocks none
 Steals none
 FGM 1 vs. Southern (11/13/18)
 FGA 2 vs. Southern (11/13/18)
 3FGM 1 vs. Southern (11/13/18)
 3FGA 2 vs. Southern (11/13/18)
 FT..... none
 FTA..... none

12 Jacob Redding Career Highs

Points..... 6 vs. Southern Illinois (11/21/17)
 Reb. none
 Asst..... none
 Blocks none
 Steals none
 FGM 2 vs. Southern Illinois (11/21/17)
 FGA 2 vs. Southern Illinois (11/21/17)
 2 vs. Southern (11/13/18)
 3FGM 2 vs. Southern Illinois (11/21/18)
 3FGA 2 vs. Southern Illinois (11/21/18)
 FT..... 2 vs. Bryant (12/11/17)
 FTA..... 2 vs. Bryant (12/11/17)

14 Will Rainey Season/Career Highs

Points..... none
 Reb. none
 Asst..... none
 Blocks none
 Steals none
 FGM none
 FGA none
 3FGM none
 3FGA none
 FT..... none
 FTA..... none

14 Will Rainey Statistics

Year	GP	GS	Min	Avg	FG	FGA	Pct	3FG	3FGA	Pct	FT	FTA	Pct	OReb	DReb	Reb	Avg	PF	FO	Ast	TO	Blk	Stl	Pts	Avg
2018-19	0	0	0	0.0	0	0	.000	0	0	.000	0	0	.000	0	0	0	0.0	0	0	0	0	0	0	0	0.0
TOTAL	0	0	0	0.0	0	0	.000	0	0	.000	0	0	.000	0	0	0	0.0	0	0	0	0	0	0	0	0.0

13 V.J. King

G/F 6-6 190 Jr. - 2L Cleveland, Ohio (Paul VI Catholic HS / Fairfax, Va.)

- Team co-captain for the Cardinals with Christen Cunningham.
- Totaled a season-high 14 points against Vermont, his 23rd career double-figure scoring game.

- Honored on the 2018 All-ACC Academic Team, the second year he earned the recognition.

- Starter at shooting guard as a sophomore when he scored in double figures in 14 games, including seven of the last 16 and nine of the last 20.

- Ranked fourth on the team in scoring with 8.6 points per game as a sophomore and was sixth on the team in three-point field goal percentage (.320).

- Scored a season-high 17 points his sophomore season against Purdue and Memphis and tied his career-high with three assists against Memphis.

- As a freshman, he led the team in free throw percentage (.821 46-of-56) and three-point field goal percentage (.421, 16-of-38; among players with over 20 attempts).

- Scored a career-high 24 points against Virginia as a freshman, finishing 3-of-5 from behind the arc and connecting on 5-of-6 from the free throw line.

- Won two gold medals with USA Basketball in the 2013 FIBA Americas U16 Championship in Maldonado, Uruguay; and the 2014 FIBA U17 World Championship in Dubai.

- A McDonald's All-America selection, King averaged 22.9 points, 9.6 rebounds, 2.5 assists and 2.1 steals as a senior in leading Paul VI (20-11) in Fairfax, Va. to the Virginia Independent Schools Athletic Association Division I state championship game.

- His father Vincent King played professional basketball in foreign countries for 10 years after scoring 1,037 points in his collegiate career at Indiana University of Pennsylvania from 1988-92.

- Born Jan. 22, 1997 ... Major is sport administration.



13 V.J. King

Games With ...	Season	Career
Double-Figure scoring.....	2	23
5 or more rebounds	2	13
4 or more assists	0	1
A blocked shot	0	7
A steal	1	24
A three-pointer	3	30
20+ points	0	1

13 V.J. King Season Highs

Points..... 14 vs. Vermont (11/16/18)
 Reb. 7 vs. Marquette (11/24/18)
 Asst..... 2 vs. Southern (11/13/18)
 2 vs. Tennessee (11/21/18)
 Blocks none
 Steals none
 FGM 4 vs. Vermont (11/16/18)
 FGA 9 vs. Tennessee (11/21/18)
 3FGM 1 3 times (latest: vs. Marquette 11/24/18)
 3FGA 3 Twice (latest: vs. Marquette 11/24/18)
 FT..... 10 vs. Nicholls State (11/8/18)
 FTA..... 12 vs. Nicholls State (11/8/18)

13 V.J. King Career Highs

Points..... 24 vs. Virginia (2/6/17)
 Reb. 8 vs. Southern Illinois (11/21/17)
 Asst..... 4 vs. Wake Forest (1/27/18)
 Blocks 1 (7 times) *latest*: vs. Duke (2/21)
 Steals 3 vs. Indiana (12/9/17)
 FGM 8 vs. Virginia (2/6/17)
 FGA 14 vs. Virginia (2/6/17)
 3FGM 3 vs. William & Mary (11/14/16)
 vs. Virginia (2/6/17)
 3FGA 5 (3 times) vs. Boston College (1/21/18)
 FT..... 10 vs. Nicholls State (11/8/18)
 FTA..... 12 vs. Nicholls State (11/8/18)

13 V.J. King Game-by-Game

13 V.J. King Game-by-Game							3-Point					Rebounds													
Opponent	Date	GS	Min	FG	FGA	Pct	FG	FGA	Pct	FT	FTA	Pct	Off	Def	Tot	Avg	PF	FO	A	TO	Blk	Stl	Pts	Avg	
NICHOLLS ST.	11/08/18	*	21	1	6	.167	0	2	.000	10	12	.833	0	6	6	6.0	0	0	1	1	0	0	12	12.0	
SOUTHERN	11/13/18	*	21	3	4	.750	1	2	.500	1	2	.500	0	3	3	4.5	3	0	2	4	0	0	8	10.0	
VERMONT	11/16/18	*	21	4	8	.500	1	2	.500	5	7	.714	1	3	4	4.3	5	1	0	3	0	0	14	11.3	
vs Tennessee	11/21/18	*	27	2	9	.222	0	3	.000	5	6	.833	0	3	3	4.0	0	0	2	1	0	0	9	10.8	
vs Marquette	11/23/18	*	28	2	10	.200	1	3	.333	0	0	.000	3	4	7	4.6	3	0	0	0	0	2	5	9.6	
MICHIGAN ST.	11/27/18		14	0	2	.000	0	1	.000	0	0	.000	0	2	2	4.2	0	0	0	0	0	0	0	8.0	

13 V.J. King Statistics

Year	GP	GS	Min	Avg	FG	FGA	Pct	3FG	3FGA	Pct	FT	FTA	Pct	OReb	DReb	Reb	Avg	PF	FO	Ast	TO	Blk	Stl	Pts	Avg
2016-17	33	7	445	13.5	60	139	.432	16	38	.421	46	56	.821	17	51	68	2.1	25	0	16	22	3	7	182	5.5
2017-18	36	36	914	25.4	106	266	.398	24	75	.320	72	98	.735	23	97	120	3.3	63	1	32	51	4	21	308	8.6
2018-19	6	5	132	22.0	12	39	.308	3	13	.231	21	27	.778	4	21	25	4.2	11	1	5	9	0	2	48	8.0
TOTAL	75	48	1491	19.9	178	444	.401	43	126	.341	139	181	.768	44	169	213	2.8	99	2	53	82	7	30	538	7.2

23 Steven Enoch

F/C 6-11 245 R-Jr. - Tr. Norwalk, Conn. (University of Connecticut)

- Transfer from the Univ. of Connecticut, where he played two years (2015-17).
- In six games this season, Enoch has averaged 9.2 points and 17.5 minutes, connecting on 17-of-30 field goals (.567) -- including making three of his four three-point attempts -- and has made 18-of-21 free throws (.857, 6th in the ACC).
- Tied for 10th in scoring in a UofL career debut with 15 points against Nicholls in the Cardinals' opener. He added eight rebounds, a pair of blocked shots and his 9-of-9 free throws ties a debut record, also accomplished by Jerry Smith in a 100-87 victory over Northwestern State on Nov. 18, 2006.
- Averaged 3.4 points, 2.3 rebounds and 12.1 minutes in 29 games during the 2016-17 season for UConn, starting three games for the Huskies as a sophomore.
- Scored a career-high 15 points against USF as a sophomore, making all six of his shots from the field. He totaled career-bests with four blocked shots and seven rebounds against North Florida, adding seven points in the game.
- Played in 27 games as a freshman at UConn, totaling 44 points and 40 rebounds for the year.
- Played for the Armenian National Team in the July 2016 FIBA U20 Division B European Championships in Chalkida, Greece. Led his team averaging 17.3 points, 15.2 rebounds and 2.2 blocks.
- Before his time at UConn, Enoch was named the 2014-15 Gatorade Connecticut Boys Basketball Player of the Year as a senior at St. Thomas More in Uncasville, Conn., where he averaged 15.0 points and 11.0 rebounds in helping his team post a 29-9 record and reach the semifinals of the Class AAA New England Prep School Athletic Council.
- Born Sept. 18, 1997 ... Major is communication.



23 Steven Enoch		
Games With ...	Season	Career
Double-Figure scoring.....	4	4
5 or more rebounds	2	2
4 or more assists	0	0
A blocked shot	3	3
A steal	0	0
A three-pointer	3	3
20+ points	0	0

23 Steven Enoch

Season/Career Highs at Louisville

Points..... 15 vs. Nicholls State (11/8/18)
Reb. 8 Twice (latest: vs. Marquette 11/24/18)
Asst..... 1 vs. Nicholls State (11/8/18)
Blocks 2 Twice (latest: vs. Marquette 11/24/18)
Steals..... none
FGM 6 vs. Vermont (11/16/18)
FGA 8 vs. Vermont (11/16/18)
3FGM 1 Twice (latest: vs. Marquette 11/24/18)
3FGA 2 vs. Marquette (11/24/18)
FT 9 vs. Nicholls State (11/8/18)
FTA 9 vs. Nicholls State (11/8/18)

23 Steven Enoch Game-by-Game										3-Point					Rebounds									
Opponent	Date	GS	Min	FG	FGA	Pct	FG	FGA	Pct	FT	FTA	Pct	Off	Def	Tot	Avg	PF	FO	A	TO	Blk	Stl	Pts	Avg
NICHOLLS ST.	11/08/18	*	24	3	4	.750	0	0	.000	9	9	1.000	2	6	8	8.0	1	0	1	3	2	0	15	15.0
SOUTHERN	11/13/18	*	12	4	5	.800	0	0	.000	5	5	1.000	2	2	4	6.0	3	0	0	1	1	0	13	14.0
VERMONT	11/16/18	*	27	6	8	.750	1	1	1.000	1	3	.333	1	2	3	5.0	3	0	0	1	0	0	14	14.0
vs Tennessee	11/21/18	*	13	0	2	.000	0	0	.000	0	0	.000	1	1	2	4.3	4	0	0	2	0	0	10	10.5
vs Marquette	11/23/18	*	22	3	8	.375	1	2	.500	3	4	.750	1	4	5	4.4	0	0	0	1	2	0	10	10.4
MICHIGAN ST.	11/27/18	*	7	1	3	.333	1	1	1.000	0	0	.000	0	1	1	3.8	3	0	0	0	0	0	3	9.2

23 Steven Enoch Statistics

Year	GP	GS	Min	Avg	FG	FGA	Pct	3FG	3FGA	Pct	FT	FTA	Pct	OReb	DReb	Reb	Avg	PF	FO	Ast	TO	Blk	Stl	Pts	Avg
2018-19	6	6	105	17.5	17	30	.567	3	4	.750	18	21	.857	7	16	23	3.8	14	0	1	8	5	0	55	9.2
TOTAL	6	6	105	17.5	17	30	.567	3	4	.750	18	21	.857	7	16	23	3.8	14	0	1	8	5	0	55	9.2

24 Dwayne Sutton

G/F 6-5 215 Jr. - 1L Louisville, Ky. (Manual HS / UNC Asheville)

- Starting forward in the first six games of the season.
- Has grabbed at least five rebounds in all six games this year.
- Scored a season-high 13 points against Michigan State while pulling down six rebounds and connecting on 50 percent from the three-point line (2-4).

■ Over the last 13 games of his sophomore season, he averaged 5.0 points and 4.9 rebounds while connecting on 50 percent from the field (22-of-44), averaging 18.8 minutes per game in that stretch.

■ Started the final three games of the season and four for the year.

■ Earned his first start against Virginia Tech, finishing the game with a career-high 17 points and 11 rebounds for his first career double-double. He also knocked down a career-high 6-of-8 free throws.

■ Finished with 10 points, six rebounds and a career-high three blocks against Florida State in the ACC Tournament.

■ Redshirted the 2016-17 season as a walk-on after transferring to Louisville following his freshman year at UNC Asheville. He earned a scholarship for the 2017-18 season.

■ Was UNC Asheville's second-leading scorer and top rebounder in 2015-16, averaging 12.0 points and 7.7 rebounds as a freshman.

■ Earned Big South Tournament MVP when he produced season highs of 25 points and 18 rebounds against Winthrop in the championship game of the Big South Tournament.

■ Scored in double digits on 21 occasions and grabbed eight or more rebounds in 16 games and had three or more steals in six games.

■ The Seventh Region Player of the Year and first team all-state selection in 2014-15, Sutton led Manual High School to a 25-6 record and their first regional final appearance in 15 years.

■ Born Feb. 26, 1997 ... Major is sport administration.



24 Dwayne Sutton

Games With ...	Season	Career
Double-Figure scoring.....	2	5
5 or more rebounds.....	6	18
4 or more assists.....	0	0
A blocked shot.....	2	10
A steal.....	5	25
A three-pointer.....	4	15
20+ points.....	0	0

24 Dwayne Sutton Season Highs

Points..... 13 vs. Michigan State (11/27/18)
 Reb. 6 3 times (latest: vs. Michigan State (11/27/18))
 Asst..... 3 vs. Southern (11/13/18)
 Blocks 1 Twice (latest: vs. Michigan State (11/27/18))
 Steals 2 vs. Marquette (11/24/18)
 FGM 4 vs. Tennessee (11/21/18)
 FGA 8 Twice (latest: vs. Michigan State (11/27/18))
 3FGM 4 vs. Tennessee (11/21/18)
 3FGA 6 vs. Tennessee (11/21/18)
 FT 6 vs. Nicholls State (11/8/18)
 FTA 8 vs. Nicholls State (11/8/18)

24 Dwayne Sutton Career Highs

Points..... 17 vs. Virginia Tech (2/24/18)
 Reb. 11 vs. Virginia Tech (2/24/18)
 Asst..... 3 vs. Southern (11/13/18)
 Blocks 3 vs. Florida State (3/7/18)
 Steals 3 vs. Virginia Tech (1/13/18)
 FGM 4 3 times (latest: vs. Tennessee 11/21/18)
 FGA 8 Twice (latest: vs. Michigan State (11/27/18))
 3FGM 4 vs. Tennessee (11/21/18)
 3FGA 6 vs. Tennessee (11/21/18)
 FT 6 Twice (latest: vs. Nicholls State 11/8/18)
 FTA 8 Twice (latest: vs. Nicholls State 11/8/18)

24 Dwayne Sutton Game-by-Game

Opponent	Date	GS	Min	FG	FGA	Pct	FG	FGA	Pct	FT	FTA	Pct	Off	Def	Tot	Avg	PF	FO	A	TO	Blk	Stl	Pts	Avg
NICHOLLS ST.	11/08/18	*	35	1	4	.250	1	2	.500	6	8	.750	2	4	6	6.0	0	0	2	2	0	1	9	9.0
SOUTHERN	11/13/18	*	22	1	2	.500	0	1	.000	0	0	.000	2	3	5	5.5	3	0	3	1	0	1	2	5.5
VERMONT	11/16/18	*	28	1	3	.333	0	2	.000	2	3	.667	1	4	5	5.3	2	0	1	1	0	0	4	5.0
vs Tennessee	11/21/18	*	25	4	8	.500	4	6	.667	0	0	.000	2	3	5	5.3	5	1	1	0	0	1	12	6.8
vs Marquette	11/23/18	*	32	2	5	.400	1	2	.500	0	0	.000	3	3	6	5.4	5	1	0	4	1	2	5	6.4
MICHIGAN ST.	11/27/18	*	37	3	8	.375	2	4	.500	5	6	.833	1	5	6	5.5	2	0	0	1	1	1	13	7.5

24 Dwayne Sutton Statistics

Year	GP	GS	Min	Avg	FG	FGA	Pct	3FG	3FGA	Pct	FT	FTA	Pct	OReb	DReb	Reb	Avg	PF	FO	Ast	TO	Blk	Stl	Pts	Avg
2017-18	36	4	548	15.2	53	119	.445	17	48	.354	30	44	.682	40	104	144	4.0	70	1	21	17	13	30	153	4.3
2018-19	6	6	179	29.8	12	30	.400	8	17	.471	13	17	.765	11	22	33	5.5	17	2	7	9	2	6	45	7.5
TOTAL	42	10	727	17.3	65	149	.436	25	65	.385	43	61	.705	51	126	177	4.2	87	3	28	26	15	36	198	4.7

30 Ryan McMahon

G 6-0 180 Jr. - 2L Sarasota, Fla. (Cardinal Mooney HS)

■ Scored a career-high 24 points to lead the Cards in scoring against No. 9 Michigan State, while knocking down 12-of-13 free throws (including 7-of-8 in overtime).

■ Ten of his 14 field goals this season are three-pointers, and 24 of his 31 field goal attempts are from three-point range.

■ Has 12 assists with just six turnovers this season.

■ Handed out a career-best six assists against Southern, adding eight points.

■ As a sophomore last season, he connected on 25-of-60 three-pointers in UofL's 18 ACC games (.417). He scored at least nine points in nine games and made a three-pointer in 23 of his 29 games.

■ Scored 10 points against Northern Kentucky and tied a career-high with 15 points against Middle Tennessee in the NIT, his fifth and sixth double-figure scoring games of the season. He made 7-of-13 threes in the three NIT games.

■ Tied a career-high with 15 points against Albany, connecting on a career-high five threes.

■ 42 of his 54 field goals as a sophomore were three-pointers and 19 of his 20 field goals as a freshman were three-pointers.


■ Redshirted during the 2015-16 season.

■ Averaged 26.4 points, 3.3 assists, 3.0 rebounds and 2.5 steals as a senior in 2014-15 in leading Cardinal Mooney to a 26-4 record and the state final four for the first time in school history.

■ Honored as the 2015 Florida Class 3A Player of the Year, he was third in the 2015 voting for Florida Mr. Basketball.

■ His father Dave played basketball at Valparaiso, his mother Kim played volleyball and his sister played volleyball at Jacksonville.

■ Born Sept. 22, 1996 ...Major is marketing (business).



30 Ryan McMahon

Games With ...	Season	Career
Double-Figure scoring.....	1	8
5 or more rebounds	0	0
4 or more assists	1	5
A blocked shot	1	5
A steal	3	21
A three-pointer	4	37
20+ points	1	1

30 Ryan McMahon Season Highs

Points..... 24 vs. Michigan State (11/27/18)
 Reb. 2 vs. Vermont (11/16/18)
 Asst. 6 vs. Southern (11/13/18)
 Blocks 1 vs. Tennessee (11/21/18)
 Steals 2 vs. Nicholls State (11/8/18)
 FGM 4 vs. Michigan State (11/27/18)
 FGA 8 vs. Michigan State (11/27/18)
 3FGM 4 vs. Michigan State (11/27/18)
 3FGA 7 vs. Michigan State (11/27/18)
 FT 12 vs. Michigan State (11/27/18)
 FTA 13 vs. Michigan State (11/27/18)

30 Ryan McMahon Career Highs

Points..... 24 vs. Michigan State (11/27/18)
 Reb. 5 vs. Georgia Tech (2/8/18)
 Asst. 6 vs. Southern (11/13/18)
 Blocks 1 5 times (*latest*: vs. Tennessee 11/21/18)
 Steals 4 vs. Georgia Tech (2/8/18)
 FGM 5 3 times (*latest*: vs. Pittsburgh (1/24/17)
 FGA 10 vs. Albany (12/20/17)
 3FGM 5 Twice (*latest*: vs. Pittsburgh 1/24/17)
 3FGA 8 vs. Albany (12/20/17)
 FT 12 vs. Michigan State (11/27/18)
 FTA 13 vs. Michigan State (11/27/18)

30 Ryan McMahon Game-by-Game

30 Ryan McMahon Game-by-Game							3-Point					Rebounds														
Opponent	Date	GS	Min	FG	FGA	Pct	FG	FGA	Pct	FT	FTA	Pct	Off	Def	Tot	Avg	PF	FO	A	TO	Blk	Stl	Pts	Avg		
NICHOLLS ST.	11/08/18	16	3	5	.600	2	4	.500	0	0	.000	0	1	1	1.0	1	0	0	1	0	2	8	8.0			
SOUTHERN	11/13/18	21	2	4	.500	2	4	.500	2	21	.000	0	1	1	1.0	1	0	6	0	0	1	8	8.0			
VERMONT	11/16/18	18	0	2	.000	0	1	.000	8	81	.000	0	2	2	1.3	2	0	3	0	0	1	8	8.0			
vs Tennessee	11/21/18	21	2	6	.333	2	6	.333	0	0	.000	0	0	0	1.0	0	0	2	1	1	0	6	7.5			
vs Marquette	11/23/18 *	16	3	6	.500	0	2	.000	0	0	.000	0	1	1	1.0	2	0	0	2	0	0	6	7.2			
MICHIGAN ST.	11/27/18	20	4	8	.500	4	7	.571	12	13	.923	0	1	1	1.0	1	0	1	2	0	0	24	10.0			

30 Ryan McMahon Statistics

Year	GP	GS	Min	Avg	FG	FGA	Pct	3FG	3FGA	Pct	FT	FTA	Pct	OReb	DReb	Reb	Avg	PF	FO	Ast	TO	Blk	Stl	Pts	Avg
2016-17	28	0	176	6.3	20	60	.333	19	52	.365	12	14	.857	2	12	14	0.5	30	0	17	10	2	6	71	2.5
2017-18	29	0	452	15.6	54	128	.422	42	103	.408	27	32	.844	5	27	32	1.1	48	0	44	30	2	25	177	6.1
2018-19	6	1	112	18.7	14	31	.452	10	24	.417	22	23	.957	0	6	6	1.0	7	0	12	6	1	4	60	10.0
TOTAL	63	1	740	11.7	88	219	.402	71	179	.397	61	69	.884	7	45	52	0.8	85	0	73	46	5	35	308	4.9

33 Jordan Nwora Statistics																									
Year	GP	GS	Min	Avg	FG	FGA	Pct	3FG	3FGA	Pct	FT	FTA	Pct	OReb	DReb	Reb	Avg	PF	FO	Ast	TO	Blk	Stl	Pts	Avg
2017-18	28	0	336	12.0	52	112	.464	25	57	.439	30	39	.769	15	47	62	2.2	35	0	11	23	3	17	159	5.7
2018-19	6	1	166	27.7	33	68	.485	10	33	.303	30	37	.811	5	40	45	7.5	10	0	5	17	2	6	106	17.7
TOTAL	34	1	502	14.8	85	180	.472	35	90	.389	60	76	.789	20	87	107	3.1	45	0	16	40	5	23	265	7.8



2018-19 Louisville Men's Basketball
Louisville Combined Team Statistics (as of Nov 27, 2018)
All games



RECORD:	OVERALL	HOME	AWAY	NEUTRAL
ALL GAMES	4-2	4-0	0-0	0-2
CONFERENCE	0-0	0-0	0-0	0-0
NON-CONFERENCE	4-2	4-0	0-0	0-2

#	Player	gp-gs	min	avg	Total		3-Point		F-Throw		Rebounds								a	to	blk	stl	pts	avg		
					fg-fga	fg%	3fg-fga	3fg%	ft-fga	ft%	off	def	tot	avg	pf	dq										
33	NWORA, Jordan	6-1	166	27.7	33-68	.485	10-33	.303	30-37	.811	5	40	45	7.5	10	0	5	17	2	6	106	17.7				
30	McMAHON, Ryan	6-1	112	18.7	14-31	.452	10-24	.417	22-23	.957	0	6	6	1.0	7	0	12	6	1	4	60	10.0				
02	PERRY, Darius	6-5	137	22.8	19-29	.655	7-14	.500	13-15	.867	2	6	8	1.3	19	0	16	6	0	4	58	9.7				
23	ENOCH, Steven	6-6	105	17.5	17-30	.567	3-4	.750	18-21	.857	7	16	23	3.8	14	0	1	8	5	0	55	9.2				
01	CUNNINGHAM, Christ	6-6	155	25.8	15-37	.405	4-13	.308	16-22	.727	1	7	8	1.3	7	0	17	7	1	3	50	8.3				
13	KING, V.J.	6-5	132	22.0	12-39	.308	3-13	.231	21-27	.778	4	21	25	4.2	11	1	5	9	0	2	48	8.0				
24	SUTTON, Dwayne	6-6	179	29.8	12-30	.400	8-17	.471	13-17	.765	11	22	33	5.5	17	2	7	9	2	6	45	7.5				
00	AGAU, Akoy	4-0	47	11.8	7-11	.636	0-0	.000	12-17	.706	10	8	18	4.5	11	1	1	2	3	0	26	6.5				
05	WILLIAMS, Malik	6-0	100	16.7	13-30	.433	1-8	.125	11-21	.524	6	18	24	4.0	18	0	3	3	6	6	38	6.3				
04	FORE, Khwan	6-0	104	17.3	6-15	.400	2-6	.333	7-13	.538	0	4	4	0.7	6	0	6	2	0	2	21	3.5				
12	REDDING, Jacob	1-0	4	4.0	1-2	.500	1-2	.500	0-0	.000	0	1	1	1.0	1	0	0	0	0	0	3	3.0				
03	GRIFFIN, Jo	1-0	9	9.0	1-2	.500	0-1	.000	0-0	.000	0	0	0	0.0	0	0	0	0	0	0	2	2.0				
10	BATTAILE, Wyatt	1-0	3	3.0	0-1	.000	0-1	.000	0-0	.000	0	0	0	0.0	0	0	0	1	0	0	0	0.0				
Team											7	7	14	1												
Total.....		6	1253		150-325	.462	49-136	.360	163-213	.765	53	156	209	34.8	122	4	73	70	20	33	512	85.3				
Opponents.....		6	1253		155-347	.447	47-124	.379	94-130	.723	52	149	201	33.5	171	-	75	79	19	28	451	75.2				

TEAM STATISTICS	LOU	OPP	Date	Opponent	Score	Att.
SCORING	512	451	11/08/18	NICHOLLS ST.	W 85-72	15355
Points per game	85.3	75.2	11/13/18	SOUTHERN U.	W 104-54	14939
Scoring margin	+10.2	-	11/16/18	VERMONT	W 86-78	15977
FIELD GOALS-ATT	150-325	155-347	11/21/18	vs Tennessee	L 81-92	4981
Field goal pct	.462	.447	11/23/18	vs Marquette	Lot 74-77	5491
3 POINT FG-ATT	49-136	47-124	11/27/18	MICHIGAN ST.	Wot 82-78	15477
3-point FG pct	.360	.379	* = Conference game			
3-pt FG made per game	8.2	7.8				
FREE THROWS-ATT	163-213	94-130				
Free throw pct	.765	.723				
F-Throws made per game	27.2	15.7				
REBOUNDS	209	201				
Rebounds per game	34.8	33.5				
Rebounding margin	+1.3	-				
ASSISTS	73	75				
Assists per game	12.2	12.5				
TURNOVERS	70	79				
Turnovers per game	11.7	13.2				
Turnover margin	+1.5	-				
Assist/turnover ratio	1.0	0.9				
STEALS	33	28				
Steals per game	5.5	4.7				
BLOCKS	20	19				
Blocks per game	3.3	3.2				
ATTENDANCE	61748	10472				
Home games-Avg/Game	4-15437	0-0				
Neutral site-Avg/Game	-	2-5236				

Score by Periods	1st	2nd	OT	Totals
Louisville	242	249	21	512
Opponents	189	242	20	451

2018-19 Louisville Men's Basketball Game-by-Game Team Statistics

Teams	FG-FGA	Pct	3Pt-Att	Pct	FT-FTA	Pct	O	D	Reb	PF-D	Asst	TO	Blk	Stl	1H	2H	OT	TOT
Nicholls	24-63	.381	12-31	.387	12-16	.750	8	22	30	38-5	13	12	3	5	25	47		72
LOUISVILLE	19-40	.475	5-15	.333	42-55	.764	5	34	39	12-0	8	13	3	7	35	50		85
Southern	18-46	.391	3-10	.300	15-24	.625	8	14	22	39-3	6	23	0	2	22	32		54
LOUISVILLE	32-55	.582	9-25	.360	31-39	.795	14	23	37	26-0	17	13	3	5	49	55		104
Vermont	26-53	.491	9-23	.391	17-19	.895	4	20	24	26-1	9	8	1	5	35	43		78
LOUISVILLE	26-49	.531	8-19	.421	26-33	.788	7	23	30	21-1	14	10	2	2	45	41		86
Tennessee	34-63	.	8-22	.364	16-25	.640	10	28	38	19-0	22	10	8	5	45	47		92
LOUISVILLE	26-59	.	11-28	.393	18-24	.750	9	23	32	21-1	15	14	3	7	40	41		81
Marquette	25-63	.397	7-18	.389	20-23	.870	11	29	40	21-1	10	10	5	6	30	38	9	77
LOUISVILLE	26-69	.377	6-20	.300	16-21	.762	14	27	41	20-1	11	9	4	6	35	33	6	74
Michigan State	28-59	.475	8-20	.400	14-23	.609	11	36	47	29-1	14	17	3	5	32	35	11	78
LOUISVILLE	21-53	.396	10-29	.345	30-41	.732	4	26	30	21-1	9	10	4	6	38	29	15	82



2018-19 Louisville Men's Basketball Louisville Team Game-by-Game Comparison (as of Nov 27, 2018) All games



Opponent	1st	2nd	Score	Mar	Total FG	FG Pct	3-Pointers	3FG Pct	Free Throws	FT Pct	Rebounds	Assist	T/Over	Block	Steal	Fouls
NICHOLLS ST.	35/25	50/47	85-72	+13	19-40/24-63	.475/.381	5-15/12-31	.333/.387	42-55/12-16	.764/.750	39/30 +9	8/13	13/12	3/3	7/5	12/38
SOUTHERN U.	49/22	55/32	104-54	+50	32-55/18-46	.582/.391	9-25/3-10	.360/.300	31-39/15-24	.795/.625	37/22 +15	17/6	13/23	3/0	5/2	26/39
VERMONT	45/35	41/43	86-78	+8	26-49/26-53	.531/.491	8-19/9-23	.421/.391	26-33/17-19	.788/.895	30/24 +6	14/9	10/8	2/1	2/5	21/26
Tennessee	40/45	41/47	81-92	(11)	26-59/34-63	.441/.540	11-28/8-22	.393/.364	18-24/16-25	.750/.640	32/38 (6)	15/22	14/10	3/8	7/5	21/19
Marquette	35/30	33/38	74-77	(3)	26-69/25-63	.377/.397	6-20/7-18	.300/.389	16-21/20-23	.762/.870	41/40 +1	10/11	10/9	5/4	6/6	21/20
MICHIGAN ST.	38/32	29/35	82-78	+4	21-53/28-59	.396/.475	10-29/8-20	.345/.400	30-41/14-23	.732/.609	30/47 (17)	9/14	10/17	4/3	6/5	21/29

Note: Game totals are displayed in the format TEAM/OPPONENT for each category



2018-19 Louisville Men's Basketball Louisville Points-Rebounds-Assists (as of Nov 27, 2018) All games



Opponent	Date	Score	00	01	02	03	04	05	10
			AGAU,AKOY	CUNNINGHAM	PERRY,DARI	GRIFFIN,JO	FORE,KHWAN	WILLIAMS,M	BATTAILE,W
NICHOLLS ST.	11/08/18	85-72 w	DNP	6-1-1	14-2-1	DNP	5-2-1	4-4-0	DNP
SOUTHERN U.	11/13/18	104-54 w	7-7-1	5-2-3	13-1-1	2-0-0	6-1-1	17-5-0	0-0-0
VERMONT	11/16/18	86-78 w	DNP	2-1-4	17-2-4	DNP	0-0-0	5-5-1	DNP
vs Tennessee	11/21/18	81-92 L	11-5-0	8-1-1	8-1-8	DNP	1-1-0	3-3-1	DNP
vs Marquette	11/23/18	74-77 L	6-2-0	16-2-3	4-1-1	DNP	5-0-3	2-4-1	DNP
MICHIGAN ST.	11/27/18	82-78 w	2-4-0	13-1-5	2-1-1	DNP	4-0-1	7-3-0	DNP

Opponent	Date	Score	12	13	23	24	30	33
			REDDING,JA	KING,VJ	ENOCH,STEV	SUTTON,DWA	MCMAHON,RY	NWORA,JORD
NICHOLLS ST.	11/08/18	85-72 w	DNP	12-6-1	15-8-1	9-6-2	8-1-0	12-7-1
SOUTHERN U.	11/13/18	104-54 w	3-1-0	8-3-2	13-4-0	2-5-3	8-1-6	20-7-0
VERMONT	11/16/18	86-78 w	DNP	14-4-0	14-3-0	4-5-1	8-2-3	22-5-1
vs Tennessee	11/21/18	81-92 L	DNP	9-3-2	0-2-0	12-5-1	6-0-2	23-10-0
vs Marquette	11/23/18	74-77 L	DNP	5-7-0	10-5-0	5-6-0	6-1-0	15-7-2
MICHIGAN ST.	11/27/18	82-78 w	DNP	0-2-0	3-1-0	13-6-0	24-1-1	14-9-1

Louisville's Record When the Cardinals ...	
Lead at halftime	4-1
Trail at halftime	0-1
Are tied at halftime	0-0
Shoot better from the field than opponent	3-0
Shoot worse from the field than opponent	1-2
Shoot 50 percent or better from the field	2-0
Shoot below 50 percent from the field	2-2
Opp. shoots 50 pct. or better from the field	0-1
Opp. shoots below 50 pct. from the field	4-1
Make 7 or fewer three-point goals	1-1
Make more than 7 three-point goals	3-
Attempt 20 or fewer three-point goals	2-1
Attempt more than 20 three-point goals	2-1
Shoot more free throws than their opp.	4-0
Opponent shoots more free throws	0-2
Outrebound their opponent	3-1
Are outrebounded by their opponent	1-1
Bench outscores the opponent bench	4-2
Opponent bench outscores their bench	0-0
Commit fewer turnovers than their opp.	2-0
Commit more turnovers than their opp.	2-2
Commit same number of turnover as opp.	0-0
Commit 15 or fewer turnovers	4-2
Commit more than 15 turnovers	0-0
Lead with 5:00 Remaining	4-1
Trail with 5:00 Remaining	0-1
Tied with 5:00 Remaining	0-0
1-3 point margins	0-1
4-5 point margins	1-0
6-10 point margins	1-0
11-19 point margins	1-1
20 or more point margins	1-0
Overtime games	1-1
Vs. Top 25 teams	1-1
Home games	4-0
Away games	0-0
Neutral games	0-2
Score 59 or fewer points	0-0
Score 60-69 points	0-0
Score 70-79 points	0-1
Score 80-89 points	3-1
Score 90 or more points	1-0
Allow 59 or fewer points	1-0
Allow 60-69 points	0-0
Allow 70-79 points	3-1
Allow 80 or more points	0-1
Double-Doubles	
Nwora	1
Points Off Turnovers	
Louisville	88
Opponents	71
Bench Scoring	
Louisville	240 (40.0)
Opp.	126 (21.0)
Rebounding Advantage	
Louisville	4
Opponents	2
Attendance	
Home	61,748
Away	0
Neutral	10,472
Total	72,220
	(15,437 avg.)
	(0 avg.)
	(5,236 avg.)
	(12,037 avg.)

Nwora	6
Enoch	4
Perry	3
Cunningham	2
King	2
Sutton	2
Agau	1
McMahon	1
Williams	1

Nwora	3
Cunningham.....	1
Enoch.....	1
McMahon.....	1

Nwora	5
Agau.....	1
Enoch.....	1
King	1
Sutton	1
Williams.....	1

Cunningham.....	3
Perry	2
Fore.....	1
McMahon.....	1
Sutton	1

<i>Who</i>	
Enoch.....	2
King	2
Perry	1
Sutton	1

Dunks	12
Nwora	5
Enoch	3
King	2
Sutton	1
Williams	1

Louisville.....	6	(Enoch 6)
Opponents	0	

W-L	Forward	Forward	Center	Guard	Guard
3-1	King	Sutton	Enoch	Cunningham	Perry
1-0	Nwora	Sutton	Enoch	Cunningham	Perry
0-1	King	Sutton	Enoch	Cunningham	McMahon

	1st Half	2nd Half	OT	Total
Louisville	242	249	21	512
Opponents	189	242	20	451

UL's Biggest Halftime Lead 23 vs. Southern (11/13)
 UL's Biggest Halftime Lead Blown 6 vs. Michigan State (11/27)
 UL's Biggest Halftime Deficit
 Overcome..... none
 UL's Biggest 2nd Half Lead 53 (104-51) vs. Southern (11/13)
 UL's Biggest 2nd Half Lead Blown 10 twice
 latest: (48-38) vs. Michigan St. (11/27)
 UL's Biggest 2nd Half Deficit 15 (85-70) vs. Tennessee (11/21)
 UL's Biggest 2nd Half Deficit
 Overcome..... 2 twice
 latest: (64-66) vs. Michigan St. (11/27)
 UL's Biggest Overall Lead 53 (104-51) vs. Southern (11/13)
 UL's Biggest Lead Blown 10 twice
 latest: (48-38) vs. Michigan St. (11/27)
 UL's Biggest Overall Deficit..... 15 (85-70) vs. Tennessee (11/21)
 UL's Biggest Deficit Overcome..... 7 (8-15) vs. Vermont (11/16)

Halftime Leads	UL 5, Opp 1, Tied 0
FG% in KFC Yum! Center497 (98-197)
FG% Away from Home406 (52-128)
3 Pt FG% in KFC Yum! Center.....	.364 (32-88)
3 Pt FG% Away from Home354 (17-48)
FT% in KFC Yum! Center768 (129-168)
FT% Away from Home756 (34-45)
Scoring Average	
in KFC Yum! Center.....	89.3 (357 pts.)
Scoring Avg. on the Road	77.5 (155 pts.)
Opp. Scoring Average	
in KFC Yum! Center.....	70.5 (282 pts.)
Opp. Scoring Average	
on the Road	84.5 (169 pts.)
Most 1st Half Points	49 vs. Southern (11/13)
Most 2nd Half Points	55 vs. Southern (11/13)
Fewest 1st Half Points.....	35 vs. Nicholls St. (11/8)
	vs. Marquette (11/23)
Fewest 2nd Half Points	29 vs. Michigan State (11/27)
Largest Halftime Lead	23 vs. Southern (11/13)
Largest Halftime Deficit.....	5 vs. Tennessee (11/21)

Opponent	Date	Paint	Off TO	2nd Chnc	Fast Brk	Bench
Nicholls	11/8/18	28/18	14/9	6/4	19/5	29/19
Southern	11/13/18	38/20	30/9	23/2	14/0	63/27
Vermont	11/16/18	34/28	13/18	14/6	9/2	35/20
Tennessee	11/21/18	28/44	8/23	4/10	4/8	44/26
Marquette	11/23/18	32/30	8/8	10/7	4/3	32/13
Michigan State	11/27/18	16/32	18/4	4/9	8/0	37/21

2018-19 Louisville Men's Basketball Team Superlatives

Louisville High	Louisville Low	Statistical Category	Opponent High	Opponent Low
104 vs. Southern (11/13)	74 vs. Marquette (11/23)	Points	92 by Tennessee (11/21)	54 by Southern (11/13)
49 vs. Southern (11/13)	35 vs. Nicholls St., Marquette	First Half Points	45 by Tennessee (11/21)	22 by Southern (11/13)
55 vs. vs. Southern (11/13)	29 vs. Michigan State (11/27)	Second Half Points	47 by Nicholls St. (11/8) by Tennessee (11/21)	32 by Southern (11/13)
32 vs. vs. Southern (11/13)	19 vs. Nicholls St. (11/8)	Field Goals	34 by Tennessee (11/21)	18 by Southern (11/13)
69 vs. Marquette (11/23)	40 vs. Nicholls St. (11/8)	Field Goal Attempts	63 three times latest: by Marquette (11/23)	46 by Southern (11/13)
.582 vs. Southern (11/13)	.377 vs. Marquette (11/23)	FG Percentage	.540 by Tennessee (11/21)	.381 by Nicholls St. (11/8)
11 vs. Tennessee (11/21)	5 vs. Nicholls St. (11/8)	3-Point Field Goals	12 by Nicholls St. (11/8)	3 by Southern (11/13)
29 vs. Michigan State (11/27)	15 vs. Nicholls St. (11/8)	3-Point Field Goal Att.	31 by Nicholls St. (11/8)	10 by Southern (11/13)
.421 vs. Southern (11/13)	.300 vs. Marquette (11/23)	3-Point FG Percentage	.391 by Vermont (11/16)	.300 by Southern (11/13)
42 vs. Nicholls St. (11/8)	16 vs. Marquette (11/23)	Free Throws	20 by Marquette (11/23)	12 by Nicholls St. (11/8)
55 vs. Nicholls St. (11/8)	21 vs. Marquette (11/23)	Free Throw Attempts	25 by Tennessee (11/21)	16 by Nicholls St. (11/8)
.795 vs. Southern (11/13)	.762 vs. Marquette (11/23)	Free Throw Percentage	.895 by Vermont (11/16)	.625 by Southern (11/13)
14 vs. Southern, Marquette	4 vs. Michigan State (11/27)	Offensive Rebounds	11 by Marquette (11/23)	4 by Vermont (11/16)
34 vs. Nicholls St. (11/8)	23 three times latest: vs. Tennessee (11/21))	Defensive Rebounds	29 by Marquette (11/23)	14 by Southern (11/13)
41 vs. Marquette (11/23)	30 vs. Vermont (11/16) vs. Michigan State (11/27)	Total Rebounds	40 by Marquette (11/23)	22 by Southern (11/13)
26 vs. Southern (11/13)	12 vs. Nicholls St. (11/8)	Fouls	39 by Southern (11/13)	19 by Tennessee (11/21)
17 vs. Southern (11/13)	8 vs. Nicholls St. (11/8)	Assists	22 by Tennessee (11/21)	6 by Southern (11/13)
14 vs. Tennessee (11/21)	10 three times latest: vs. Michigan State (11/27)	Turnovers	23 by Southern (11/13)	8 by Vermont (11/16)
5 vs. Marquette (11/23)	2 vs. Vermont (11/16)	Blocked Shots	8 by Tennessee (11/21)	0 by Southern (11/13)
7 vs. Nicholls St., Tennessee	2 vs. Vermont (11/16)	Steals	6 by Marquette (11/23)	2 by Southern (11/13)

2018-19 Louisville Men's Basketball Individual Superlatives

	Louisville	Opponent
Points	24 by Ryan McMahon vs. Michigan State (11/27)	25 by Anthony Lamb, Vermont (11/16)
Field Goals Made	8 by Jordan Nwora vs. Tennessee (11/21)	9 by Anthony Lamb, Vermont (11/16) by Grant Williams, Tennessee (11/21)
Field Goals Attempted	15 by Jordan Nwora vs. Tennessee (11/21)	16 by Markus Howard, Marquette (11/23)
Highest FG Pct. (min. 5 made)	.750 (6-8) by Steven Enoch vs. Vermont (11/16)	.625 (5-8) by Ward & Tillman, Michigan State (11/27)
3-Point Field Goals Made	4 three times latest: by Ryan McMahon vs. Michigan State (11/27)	7 by Jeremiah Jefferson, Nicholls St. (11/8)
3-Point Field Goals Attempted	7 by Jordan Nwora vs. Vermont (11/16) by Ryan McMahon vs. Michigan State (11/27)	12 by Jeremiah Jefferson, Nicholls St. (11/8)
3-Point FG Pct. (min. 3 made)	.667 (4-6) by Dwayne Sutton vs. Tennessee (11/21)	.783 (7-12) Jeremiah Jefferson, Nicholls St. (11/8)
Free Throws Made	12 by Ryan McMahon vs. Michigan State (11/27)	7 by Joey Hauser, Marquette (11/23)
Free Throws Attempted	13 by Ryan McMahon vs. Michigan State (11/27)	9 by Grant Williams, Tennessee (11/21)
Free Throw Pct. (min. 8 made)	100 (9-9) by Steven Enoch vs. Nicholls St. (11/8) (8-8) by Ryan McMahon vs. Vermont (11/16)	.667 (6-9) by Grant Williams, Tennessee (11/21)
Offensive Rebounds	5 by Akoy Agau vs. Southern (11/13)	4 by Grant Williams, Tennessee (11/21)
Defensive Rebounds	9 by Jordan Nwora vs. Tennessee (11/21); Michigan State (11/27)	14 by Kenny Goins, Michigan State (11/27)
Total Rebounds	10 by Jordan Nwora vs. Tennessee (11/21)	17 by Kenny Goins, Michigan State (11/27)
Turnovers	8 by Jordan Nwora vs. Tennessee (11/21)	5 by Osa Wilson, Southern (11/13)
Assists	8 by Darius Perry vs. Tennessee (11/21)	8 by Kevin Johnson, Nicholls St. (11/8)
Blocked Shots	2 by Steven Enoch vs. Nicholls St. (11/8); Marquette (11/23) by Malik Williams vs. Vermont (11/16)	3 by Williams & Alexander, Tennessee (11/21)
Steals	3 by Darius Perry vs. Tennessee (11/21) by Malik Williams vs. Michigan State (11/27)	3 by Stef Smith, Vermont (11/16)
Minutes Played (regulation game)	35 by Dwayne Sutton vs. Nicholls St. (11/8)	36 by Admiral Schofield, Tennessee (11/21)
Minutes Played (overtime game)	39 by Jordan Nwora vs. Michigan State (11/27)	44 by Markus Howard, Marquette (11/23)

2018-19 Box Scores

Louisville 71, Bellarmine 60
October 28, 2018 -- KFC YUM! CENTER

Louisville 71
Player min FG 3FG FT Reb Ast TO BL ST PF TP
King f 28 5-12 1-4 6-7 6 1 4 0 0 3 17
Nwora f 30 2-13 1-9 5-8 9 2 3 1 3 3 10
Enoch c 25 4-4 2-2 4-6 5 0 2 1 0 3 14
Cunningham g 30 1-3 0-4 8-8 3 1 4 0 2 1 10
Perry g 26 1-5 0-3 2-2 1 5 2 0 2 3 4
Griffin 1 0-0 0-0 0-0 0 0 1 0 0 0 0
Agau 2 0-0 0-0 0-0 0 0 0 0 0 0 0
Fore 10 0-0 0-0 0-0 1 0 0 0 0 2 0
Williams 12 1-2 0-1 1-2 7 0 0 3 0 3 3
Sutton 21 3-4 1-2 1-3 1 1 1 0 1 4 8
McMahon 15 1-3 1-3 2-2 3 1 2 0 1 0 5
Team 2 1
Totals 200 18-46 6-25 29-38 38 11 20 5 9 22 71
Total FG% 1st H: 7-27 25.9% 2nd H: 11-19 57.9% Game: 39.1%
3-Pt. FG% 1st H: 1-16 6.3% 2nd H: 5- 9 55.6% Game: 24.0%
FThrow % 1st H: 11-13 84.6% 2nd H: 18-25 72.0% Game: 76.3%

Bellarmine 60
Player min FG 3FG FT Reb Ast TO BL ST PF TP
Cook 23 2-5 0-1 2-3 3 1 2 0 2 3 6
Corbett 25 2-8 0-2 4-5 4 0 2 1 0 4 8
Eberhard 33 6-13 4-7 5-7 6 3 4 1 0 3 21
Ramser 25 0-1 0-0 1-3 1 2 1 0 1 1 1
Jenkins 25 3-8 0-2 0-0 5 0 5 0 4 4 6
Betz 1 0-0 0-0 0-0 1 0 1 0 0 0 0
Penn 3 0-0 0-0 0-0 1 0 0 0 0 1 0
Claycomb 2 0-0 0-0 0-0 0 0 0 0 0 1 0
Tipton 2 0-0 0-0 0-0 0 0 0 0 0 0 0
Hunter 4 0-0 0-0 0-0 0 0 0 2 0 2 0
Fleming 19 1-2 0-1 0-0 4 1 0 0 1 3 2
Chitty 11 0-2 0-2 2-2 1 0 2 0 1 4 2
Weyer 27 4-13 3-7 3-4 4 4 2 0 1 4 14
Team 2
Totals 200 18-52 7-22 17-24 32 11 19 4 11 30 60
Total FG% 1st H: 6-22 27.3% 2nd H: 12-30 40.0% Game: 34.6%
3-Pt. FG% 1st H: 3-10 30.0% 2nd H: 4-12 33.3% Game: 31.8%
FThrow % 1st H: 3- 5 60.0% 2nd H: 14-19 73.7% Game: 70.8%

Score by Periods 1st 2nd Total Attendance: 14,377
Bellarmine 18 42 60 Ties: 7
Louisville 26 45 71 Lead Changes: 6

Louisville 90, Simmons College 41 (exhibition)
November 3, 2018 -- KFC YUM! CENTER

Louisville 90
Player min FG 3FG FT Reb Ast TO BL ST PF TP
King f 25 3-8 0-3 4-6 5 3 0 0 0 1 10
Nwora f 20 5-10 1-6 1-1 6 1 0 0 0 0 12
Enoch c 15 6-7 0-0 4-4 4 0 0 0 0 2 16
Cunningham g 20 1-2 1-2 0-0 0 4 0 0 0 1 3
Perry g 19 2-5 1-2 0-1 4 2 2 1 1 1 5
Sutton 22 2-6 0-3 0-1 6 3 1 2 1 3 4
Fore 20 4-7 3-5 0-2 3 3 2 0 0 0 11
Williams 17 6-8 0-1 0-1 8 3 0 1 1 2 12
Griffin 9 0-0 0-0 2-2 0 1 1 0 0 0 2
Agau 10 0-0 0-0 4-4 3 1 0 1 1 3 4
McMahon 19 3-6 3-6 2-2 2 4 0 0 1 1 11
Battaille 2 0-0 0-0 0-0 0 0 0 0 0 0 0
Redding 2 0-0 0-0 0-0 0 0 0 0 0 0 0
Team 0
Totals 200 32-59 9-28 17-24 41 25 6 5 5 14 91
Total FG% 1st H: 15-33 45.5% 2nd H: 17-26 65.4% Game: 54.2%
3-Pt. FG% 1st H: 8-22 36.4% 2nd H: 1- 6 16.7% Game: 32.1%
FThrow % 1st H: 2- 3 66.7% 2nd H: 15-21 71.4% Game: 71.4%

Simmons College 41
Player min FG 3FG FT Reb Ast TO BL ST PF TP
Mosley, J. f 31 3-14 1-7 2-2 3 1 2 0 1 1 9
White f 19 1-2 1-1 0-0 6 0 2 0 1 4 3
Steadman c 19 1-5 1-3 0-0 5 0 0 0 0 3 3
Withers g 23 3-10 2-7 4-4 1 0 3 1 0 3 12
Henry g 23 0-4 0-1 0-0 3 1 1 0 0 1 0
Mosley, K. 16 0-7 0-3 0-0 1 0 3 0 0 1 0
Patton 4 0-0 0-0 0-0 0 0 1 0 0 0 0
Jackson 10 1-3 0-1 0-0 1 0 1 0 0 0 2
Howell 20 1-8 0-0 3-6 7 1 2 0 0 3 5
Blackburn 20 1-1 0-0 3-6 8 0 0 0 0 4 5
Robinson 10 1-2 0-1 0-0 2 0 0 0 0 1 2
Queen 5 0-0 0-0 0-0 0 1 0 0 1 0 0
Team 2
Totals 200 12-57 5-24 12-18 39 4 15 1 3 21 41
Total FG% 1st H: 5-30 16.7% 2nd H: 7-27 25.9% Game: 21.1%
3-Pt. FG% 1st H: 2-14 14.3% 2nd H: 3-10 30.0% Game: 20.8%
FThrow % 1st H: 0- 2 0.0% 2nd H: 12-16 75.0% Game: 66.7%

Score by Periods 1st 2nd Total Attendance: 14,588
Simmons College 12 29 41 Ties: 1
Louisville 40 50 90 Lead Changes: 1

Louisville 85, Nicholls 72
November 8, 2018 -- KFC YUM! CENTER

Louisville 85
Player min FG 3FG FT Reb Ast TO BL ST PF TP
King f 21 1-6 0-2 10-12 6 1 1 0 0 0 12
Sutton f 35 1-4 1-2 6-8 6 2 2 0 1 0 9
Enoch c 24 3-4 0-0 9-9 8 1 3 2 0 1 15
Cunningham g 22 0-1 0-1 6-6 1 1 1 0 0 0 6
Perry g 26 4-4 2-2 4-5 2 1 2 0 1 4 14
Fore 17 2-3 0-0 1-5 2 1 0 0 0 0 5
Williams 15 2-3 0-0 0-2 5 0 0 1 1 3 4
McMahon 16 3-5 2-4 0-0 1 0 1 0 2 1 8
Nwora 24 3-10 0-4 6-8 6 1 3 0 2 3 12
Team 2
Totals 200 19-40 5-15 42-55 39 8 13 3 7 12 85
Total FG% 1st H: 9-20 45.0% 2nd H: 10-20 50.0% Game: 47.5%
3-Pt. FG% 1st H: 4- 9 44.4% 2nd H: 1- 6 16.7% Game: 33.3%
FThrow % 1st H: 13-19 68.4% 2nd H: 29-36 80.6% Game: 76.4%

Nicholls 72
Player min FG 3FG FT Reb Ast TO BL ST PF TP
Harvey f 12 1-3 0-1 0-0 4 0 1 1 0 5 2
Regis c 17 1-3 0-0 0-0 4 0 3 2 0 5 2
Johnson g 29 4-10 1-4 2-3 4 8 1 0 0 5 11
Peppers g 34 4-14 2-8 4-4 4 2 2 0 1 4 14
Jefferson g 35 7-14 7-12 3-5 1 1 1 0 2 2 24
Buford 1 0-0 0-0 0-0 0 0 0 0 0 0 0
Alatishe 17 0-1 0-0 0-0 2 1 2 0 0 4 0
Moore 25 2-9 0-0 3-4 6 1 1 0 2 5 7
Garrick 20 3-6 2-5 0-0 1 0 0 0 0 3 8
Lyons 10 2-3 0-1 0-0 3 0 1 0 0 5 4
Team 1
Totals 200 24-63 12-31 12-16 30 13 12 3 5 38 72
Total FG% 1st H: 9-31 29.0% 2nd H: 15-32 46.9% Game: 38.1%
3-Pt. FG% 1st H: 3-14 21.4% 2nd H: 9-17 52.9% Game: 38.7%
FThrow % 1st H: 4- 4 100% 2nd H: 8-12 66.7% Game: 75.0%

Score by Periods 1st 2nd Total Attendance: 15,355
Nicholls 25 47 72 Ties: 1
Louisville 35 50 85 Lead Changes: 4

Louisville 104, Southern 54
November 13, 2018 -- KFC YUM! CENTER

Louisville 104
Player min FG 3FG FT Reb Ast TO BL ST PF TP
King f 20 3-4 1-2 1-2 3 2 4 0 0 3 8
Sutton f 21 1-2 0-1 0-0 5 3 1 0 1 3 2
Enoch c 13 4-5 0-0 5-5 4 0 1 1 0 3 13
Cunningham g 22 2-6 1-4 0-0 2 3 2 0 0 3 5
Perry g 18 4-5 2-3 3-3 1 1 1 0 0 4 13
Williams 17 5-7 0-1 7-11 5 0 1 0 1 2 17
Nwora 18 7-11 1-3 5-6 7 0 0 1 2 2 20
McMahon 21 2-4 2-4 2-2 1 6 0 0 1 1 8
Griffin 9 1-2 0-1 0-0 0 0 0 0 0 0 2
Fore 21 1-5 1-3 3-4 1 1 1 0 0 3 6
Agau 12 1-1 0-0 5-6 7 1 1 1 0 1 7
Redding 4 1-2 1-2 0-0 1 0 0 0 0 0 3
Battaille 3 0-1 0-1 0-0 0 0 1 0 0 0 0
Team 0
Totals 200 32-55 9-25 31-39 37 17 13 3 5 26 104
Total FG% 1st H: 15-27 55.6% 2nd H: 17-28 60.7% Game: 58.2%
3-Pt. FG% 1st H: 2- 9 22.2% 2nd H: 7-16 43.8% Game: 36.0%
FThrow % 1st H: 17-23 73.9% 2nd H: 14-16 87.5% Game: 79.5%

Southern 54
Player min FG 3FG FT Reb Ast TO BL ST PF TP
Umude f 17 1-5 0-0 1-2 5 0 3 0 0 4 3
Assie f 12 0-0 0-0 1-4 1 0 2 0 0 4 1
Ray g 33 4-12 1-4 5-5 8 3 2 0 0 4 14
Reese g 25 0-1 0-1 3-5 0 0 4 0 0 4 3
Saddler g 9 3-3 0-0 0-0 0 0 1 0 1 5 6
Lee 7 0-1 0-0 0-0 0 0 0 0 0 0 0
Wilson 21 2-5 0-0 0-2 3 0 5 1 0 4 4
Ennis 11 2-2 0-0 1-2 0 0 0 0 0 5 5
Blackmon 5 0-1 0-0 0-0 0 1 2 1 0 1 0
Burton 9 2-3 2-3 2-2 0 1 1 0 1 2 8
Rollins 20 2-8 0-2 2-2 2 1 0 0 0 1 6
Hussein 17 1-3 0-0 0-0 2 0 1 0 0 2 2
Brook 13 1-2 0-0 0-0 1 0 1 1 0 2 2
Team 0
Totals 200 18-46 3-10 15-24 22 6 23 3 2 39 54
Total FG% 1st H: 7-25 28.0% 2nd H: 11-21 52.4% Game: 39.1%
3-Pt. FG% 1st H: 1- 5 20.0% 2nd H: 2- 5 40.0% Game: 30.0%
FThrow % 1st H: 7-12 58.3% 2nd H: 8-12 66.7% Game: 62.5%

Score by Periods 1st 2nd Total Attendance: 14,939
Southern 22 32 54 Ties: 1
Louisville 49 55 104 Lead Changes: 6

Louisville 86, Vermont 78
November 16, 2018 -- KFC YUM! CENTER

Louisville 86
Player min FG 3FG FT Reb Ast TO BL ST PF TP
VJ King f 21 4-8 1-2 5-7 4 0 3 0 0 5 14
Sutton f 28 1-3 0-2 2-3 5 1 1 0 0 2 4
Enoch c 26 6-8 1-1 1-3 3 0 1 0 0 3 14
Cunningham g 19 0-3 0-1 2-2 1 4 1 0 0 2 2
Perry g 30 6-10 2-4 3-3 2 4 1 0 0 2 17
Williams 15 2-4 0-1 1-3 5 1 1 2 1 3 5
Nwora 30 7-11 4-7 4-4 5 1 2 0 0 2 22
McMahon 17 0-2 0-1 8-8 2 3 0 0 1 2 8
Fore 14 0-0 0-0 0-0 0 0 0 0 0 0 0
Team 3
Totals 200 26-49 8-19 26-33 30 14 10 2 2 21 86
Total FG% 1st H: 13-26 50.0% 2nd H: 13-23 56.5% Game: 53.1%
3-Pt. FG% 1st H: 6-13 46.2% 2nd H: 2- 6 33.3% Game: 42.1%
FThrow % 1st H: 13-17 76.5% 2nd H: 13-16 81.3% Game: 78.8%

Vermont 78
Player min FG 3FG FT Reb Ast TO BL ST PF TP
Lamb f 23 9-15 2-2 5-5 4 1 0 0 1 4 25
Kpedi f 15 0-2 0-0 0-0 0 1 0 0 0 2 0
Smith g 31 8-14 4-7 4-4 2 1 1 0 3 4 24
Duncan, Er. g 32 2-5 1-4 1-2 3 4 1 0 0 2 6
Duncan, Ev. g 22 1-2 1-2 0-0 1 0 0 1 0 4 3
Patella 2 0-1 0-1 0-0 0 0 0 0 0 0 0
Dingba 2 0-0 0-0 0-0 0 0 0 0 0 1 0
Duncan, R. 17 2-4 0-1 1-2 3 2 2 0 0 2 5
Shungu 16 0-0 0-0 2-2 2 0 1 0 0 1 2
Davis 16 1-3 0-1 2-2 2 0 0 0 0 5 4
Moll 24 3-7 1-5 2-2 6 0 3 0 1 1 9
Team 1
Totals 200 26-53 9-23 17-19 24 9 8 1 5 26 78
Total FG% 1st H: 12-27 44.4% 2nd H: 14-26 53.8% Game: 49.1%
3-Pt. FG% 1st H: 5-13 38.5% 2nd H: 4-10 40.0% Game: 39.1%
FThrow % 1st H: 6- 6 100% 2nd H: 11-13 84.6% Game: 89.5%

Score by Periods 1st 2nd Total Attendance: 15,977
Vermont 35 43 78 Ties: 6
Louisville 45 41 86 Lead Changes: 6

Tennessee 92, Louisville 81
Nov. 21, 2018 -- New York, N.Y. (Barclays Center)
NIT Season Tip-Off

Louisville 81
Player min FG 3FG FT Reb Ast TO BL ST PF TP
VJ King f 27 2-9 0-3 5-6 3 2 1 0 0 0 9
Sutton f 25 4-8 4-6 0-0 5 1 0 0 1 5 12
Enoch c 13 0-2 0-0 0-0 2 0 2 0 0 4 0
Cunningham g 22 3-6 1-1 1-2 1 1 0 0 2 0 8
Perry g 31 2-3 1-2 3-4 1 8 1 0 3 3 8
Agau 16 4-6 0-0 3-3 5 0 0 0 0 4 11
Fore 7 0-1 0-1 1-2 1 0 0 0 1 0 1
Williams 12 1-3 0-0 1-2 3 1 1 1 0 4 3
McMahon 21 2-6 2-6 0-0 0 2 1 1 0 0 6
Nwora 26 8-15 3-9 4-5 10 0 8 1 0 0 23
Team 1
Totals 200 26-59 11-28 18-24 32 15 14 3 7 21 81
Total FG% 1st H: 14-31 45.2% 2nd H: 12-28 42.9% Game: 44.1%
3-Pt. FG% 1st H: 7-17 41.2% 2nd H: 4-11 36.4% Game: 39.3%
FThrow % 1st H: 5- 7 71.4% 2nd H: 13-17 76.5% Game: 75.0%

Tennessee 92
Player min FG 3FG FT Reb Ast TO BL ST PF TP
Williams f 34 9-15 0-0 6-9 9 4 2 3 0 2 24
Alexander f 29 3-3 0-0 1-2 6 1 3 3 0 3 7
Bone g 29 4-11 1-4 2-2 2 6 1 1 1 2 11
Schofield g 36 7-15 4-8 2-2 6 4 3 1 0 1 20
Bowden g 23 2-3 0-1 0-0 2 2 0 0 1 3 4
Turner 25 4-10 3-8 2-4 5 4 1 0 2 4 13
Fulkerson 11 4-4 0-0 3-4 1 0 0 0 0 3 11
Walker 1 0-0 0-0 0-0 0 0 0 0 0 0 0
Pons 12 1-2 0-1 0-2 4 1 0 0 1 1 2
Team 3
Totals 200 34-63 8-22 16-25 38 22 10 8 5 19 92
Total FG% 1st H: 18-32 44.4% 2nd H: 16-31 51.6% Game: 54.0%
3-Pt. FG% 1st H: 3- 8 38.5% 2nd H: 5-14 35.7% Game: 36.4%
FThrow % 1st H: 6-10 100% 2nd H: 10-15 66.7% Game: 64.0%

Score by Periods 1st 2nd Total Attendance: 4,981
Tennessee 45 47 91 Ties: 7
Louisville 40 41 81 Lead Changes: 11

2018-19 Box Scores

Marquette 77, Louisville 74 (OT)
November 23, 2018 - New York, NY (Barclays Center)
NIT Season Tip-Off

Louisville 74

Player	min	FG	3FG	FT	Reb	Ast	TO	BL	ST	PF	TP
Cunningham	35	5-12	2-4	4-6	2	3	0	0	0	0	16
King	28	2-10	1-3	0-0	7	0	0	0	2	3	5
Enoch	22	3-8	1-2	3-4	5	0	1	2	0	0	10
Sutton	32	2-5	1-2	0-0	6	0	4	1	2	5	5
McMahon	16	3-6	0-2	0-0	1	0	2	0	0	2	6
Agau	9	2-4	0-0	2-3	2	0	1	1	0	1	6
Perry	15	2-5	0-2	0-0	1	1	1	0	0	3	4
Fore	25	2-3	1-1	0-0	0	3	1	0	1	1	5
Williams	13	0-4	0-1	2-3	4	1	0	1	0	3	2
Nwora	30	5-12	0-3	5-5	7	2	0	0	1	3	15
Team					6						
Totals	225	26-69	6-20	16-21	41	10	10	5	6	21	74

Total FG%	1st H: 14-32 43.8%	2nd H: 11-28 39.3%	Game: 37.7%
OT:	1-9 11.1%		
3-Pt. FG%	1st H: 3-8 37.5%	2nd H: 3-9 33.3%	Game: 30.0%
OT:	0-3 0.0%		
FThrow %	1st H: 4-5 80.0%	2nd H: 8-10 80.0%	Game: 76.2%
OT:	4-6 66.7%		

Marquette 77

Player	min	FG	3FG	FT	Reb	Ast	TO	BL	ST	PF	TP
Howard	44	7-16	2-6	5-5	3	5	1	0	2	4	21
John	25	5-13	0-0	0-0	6	0	1	2	2	5	10
Hauser, S.	40	7-13	4-7	4-4	7	1	0	1	0	2	22
Hauser, J.	33	2-7	0-2	7-8	5	2	1	1	1	3	11
Cain	9	0-0	0-0	0-0	2	0	2	0	0	0	0
Bailey	9	1-3	1-2	0-0	0	0	0	0	0	0	3
Anim	27	0-3	0-1	2-4	7	1	2	0	1	0	2
Heldt	3	0-0	0-0	0-0	0	1	0	0	0	1	0
Chartouny	22	0-3	0-0	0-0	4	1	1	0	0	3	0
Morrow	13	3-5	0-0	2-2	3	0	1	0	0	2	8
Team					3						
Totals	225	25-63	7-18	20-23	40	11	9	4	6	20	77

Total FG%	1st H: 10-27 37.0%	2nd H: 13-33 39.4%	Game: 39.7%
OT:	2-3 66.7%		
3-Pt. FG%	1st H: 4-7 57.1%	2nd H: 3-10 30.0%	Game: 38.9%
OT:	0-1 0.0%		
FThrow %	1st H: 6-8 75.0%	2nd H: 9-9 100%	Game: 87.0%
OT:	5-6 83.3%		

Score by Periods	1st	2nd	OT	Total	Attendance: 5,491
Louisville	35	33	6	74	Ties: 9
Marquette	30	38	9	77	Lead Changes: 7

Louisville 82, Michigan State 78
November 27, 2018 -- KFC YUM! CENTER
ACC/Big Ten Challenge

Louisville 82

Player	min	FG	3FG	FT	Reb	Ast	TO	BL	ST	PF	TP
Sutton	f 37	3-8	2-4	5-6	6	0	1	1	1	2	13
Nwora	f 38	3-9	2-7	6-9	9	1	4	0	1	0	14
Enoch	c 6	1-3	1-1	0-0	1	0	0	0	0	3	3
Cunningham	g 35	5-9	0-2	3-6	1	5	3	1	1	2	13
Perry	g 16	1-2	0-1	0-0	1	1	0	0	0	3	2
Agau	10	0-0	0-0	2-5	4	0	0	1	0	5	2
Williams	29	3-9	1-5	0-0	3	0	0	1	3	3	7
VJ King	15	0-2	0-1	0-0	2	0	0	0	0	0	0
McMahon	20	4-8	4-7	12-13	1	1	2	0	0	1	24
Fore	19	1-3	0-1	2-2	0	1	0	0	0	2	4
Team					2					1	
Totals	225	21-53	10-29	30-41	30	9	10	4	6	21	82

Total FG%	1st H: 12-25 48.0%	2nd H: 7-25 28.0%	Game: 39.6%
OT:	2-3 66.7%		
3-Pt. FG%	1st H: 5-12 41.7%	2nd H: 4-15 26.7%	Game: 34.5%
OT:	1-2 50.0%		
FThrow %	1st H: 9-13 69.2%	2nd H: 11-14 78.6%	Game: 73.2%
OT:	10-14 71.4%		

Michigan State 78

Player	min	FG	3FG	FT	Reb	Ast	TO	BL	ST	PF	TP
Goins	f 30	0-0	0-0	0-1	17	0	0	1	0	4	0
Ward	f 27	5-8	0-0	4-6	3	0	3	0	0	3	14
Ahrens	g 41	6-10	3-6	0-0	3	0	1	0	1	2	15
Langford	g 30	5-14	1-4	4-7	4	2	4	0	0	4	15
Winston	g 34	3-11	2-7	5-6	0	6	3	0	2	5	13
Bingham, Jr.	1	0-0	0-0	0-0	0	0	0	0	0	1	0
Kithier	2	0-0	0-0	0-0	0	0	0	0	0	0	0
Loyer	9	1-1	0-0	0-1	0	2	1	0	0	3	2
Henry	13	1-5	0-1	0-0	5	0	1	0	0	2	2
Brown	6	2-2	2-2	0-0	0	0	0	0	0	3	6
Tillman	32	5-8	0-0	1-2	13	2	2	2	2	2	11
Team					2		2				
Totals	225	28-59	8-20	14-23	47	14	17	3	5	29	78

Total FG%	1st H: 9-23 39.1%	2nd H: 15-28 53.6%	Game: 47.5%
OT:	4-8 50.0%		
3-Pt. FG%	1st H: 4-9 44.4%	2nd H: 3-8 37.5%	Game: 40.0%
OT:	1-3 33.3%		
FThrow %	1st H: 10-13 76.9%	2nd H: 2-6 33.3%	Game: 60.9%
OT:	2-4 50.0%		

Score by Periods	1st	2nd	OT	Total	Attendance: 15,477
Michigan State	32	35	11	78	Ties: 7
Louisville	38	29	15	82	Lead Changes: 10



2018-19 Louisville Men's Basketball Louisville Game-by-Game Highs (as of Nov 27, 2018) All games



Opponent	Date	Score	Points	Rebounds	Assists	Steals	Blocked shots
NICHOLLS ST.	11/08/18	85-72	15-ENOCH, Steven	8-ENOCH, Steven	2-SUTTON, Dwayne	2-NWORA, Jordan McMAHON, Ryan	2-ENOCH, Steven
SOUTHERN U.	11/13/18	104-54	20-NWORA, Jordan	7-AGAU, Akoy NWORA, Jordan	6-McMAHON, Ryan	2-NWORA, Jordan	1-ENOCH, Steven AGAU, Akoy NWORA, Jordan
VERMONT	11/16/18	86-78	22-NWORA, Jordan	5-NWORA, Jordan WILLIAMS, Malik SUTTON, Dwayne	4-CUNNINGHAM, Ch PERRY, Darius	1-McMAHON, Ryan WILLIAMS, Malik	2-WILLIAMS, Malik
vs Tennessee	11/21/18	81-92	23-NWORA, Jordan	10-NWORA, Jordan	8-PERRY, Darius	3-PERRY, Darius	1-NWORA, Jordan WILLIAMS, Malik McMAHON, Ryan
vs Marquette	11/23/18	74-77	16-CUNNINGHAM, C	7-NWORA, Jordan KING, V.J.	3-FORE, Khwan CUNNINGHAM, Chr	2-KING, V.J. SUTTON, Dwayne	2-ENOCH, Steven
MICHIGAN ST.	11/27/18	82-78	24-McMAHON, Ryan	9-NWORA, Jordan	5-CUNNINGHAM, Ch	3-WILLIAMS, Malik	1-CUNNINGHAM, Ch SUTTON, Dwayne AGAU, Akoy WILLIAMS, Malik

2018-19 Louisville Photo Roster



0 Akoy Agau
F 6-8 240 Gr.
South Sudan
(SMU)



1 Christen Cunningham
G 6-2 190 Gr.
Georgetown, Ky.
(Samford University)



2 Darius Perry
G 6-2 195 So.
Marietta, Ga.
(Wheeler HS)



3 Jo Griffin
G 6-1 200 So.
Crestwood, Ky.
(South Oldham HS)



4 Khwan Fore
G 6-0 185 Gr.
Huntsville, Ala.
(University of Richmond)



5 Malik Williams
F/C 6-11 245 So.
Ft. Wayne, Ind.
(Snider HS)



10 Wyatt Battaile
G/F 6-4 195 Fr.
Pikeville, Ky.
(Pikeville HS)



12 Jacob Redding
G 6-0 180 So.
Ft. Wayne, Ind.
(Carroll HS)



13 V.J. King
G/F 6-6 215 Jr.
Cleveland, Ohio
(Paul VI Catholic HS)




14 Will Rainey
G 6-3 180 Sr.
Louisville, Ky.
(Spalding University)



23 Steven Enoch
C 6-10 260 Jr.
Norwalk, Conn.
(Univ. of Connecticut)



24 Dwayne Sutton
F 6-5 215 R-Jr.
Louisville, Ky.
(UNC Asheville)



30 Ryan McMahon
G 6-0 180 R-Jr.
Sarasota, Fla.
(Cardinal Mooney HS)



33 Jordan Nwora
F 6-7 225 So.
Buffalo, N.Y.
(Vermont Academy)



Pronunciation Guide:

- ♦ Akoy Agau (uh-KOY uh-GOW; like cow with a "G")
- ♦ Battaile (BATTLE)
- ♦ Enoch (EE-knock)
- ♦ Khwan Fore (KWAHN FOUR)
- ♦ Nwora (WOR-uh, silent N)

Walk-on Will Rainey will sit out the 2018-19 season after transferring from Spalding.

On The Bench



Chris Mack
Head Coach



Luke Murray
Assistant Coach



Mike Pegues
Assistant Coach



Dino Gaudio
Assistant Coach



Kahil Fennell
Dir. Basketball Operations