

2016-17 Schedule / Results

Date	Opponent	TV Time (ET)
November		
Thur. 3	KENTUCKY WESLEYAN ~ ACCNE	W 109-71
Mon. 7	BELLARMINE ~ ACCNE	W 81-60
Fri. 11	EVANSVILLE ACCNE	W 78-47
Mon. 14	WILLIAM & MARY RSN	W 91-58
Thur. 17	LONG BEACH STATE + ACCNE	W 88-56
Wed. 23	Old Dominion * AXS-TV	W 68-62ot
Thur. 24	Wichita State * ESPN	W 62-52
Fri. 25	#20/rv Baylor * ESPN	L 63-66
Wed. 30	#15/16 PURDUE @ ESPN	W 71-64
December		
Sat. 3	at Grand Canyon WAVE	W 79-70
Wed. 7	SOUTHERN ILLINOIS RSN	W 74-51
Sat. 10	TEXAS SOUTHERN RSN	W 102-71
Sat. 17	EASTERN KENTUCKY ! RSN	W 87-56
Wed. 21	#6/5 KENTUCKY ESPN	W 73-70
Wed. 28	#12/11 VIRGINIA ESPN2	L 53-61
Sat. 31	#16/16 Indiana ^ CBS	W 77-62
January		
Wed. 4	at #23/21 Notre Dame ACCN/WAVE	L 70-77
Sat. 7	at Georgia Tech ACCN/WHAS	W 65-50
Wed. 11	PITTSBURGH RSN	W 85-80
Sat. 14	#7/7 DUKE ESPN	W 78-69
Thur. 19	CLEMSON ESPN	W 92-60
Sat. 21	at #10/12 Florida State ESPN	L 68-73
Tues. 24	at Pittsburgh ESPNU	W 106-51
Sun. 29	NC STATE ACCN/WAVE	W 85-60
February		
Sat. 4	at Boston College ACCN/WHAS	W 90-67
Mon. 6	at #12/13 Virginia ESPN	L 55-71
Sat. 11	MIAMI ESPN2	W 71-66
Mon. 13	at Syracuse ESPN	W 76-72ot
Sat. 18	VIRGINIA TECH ACCN/WAVE	W 94-90
Wed. 22	at #8/8 North Carolina ESPN	L 63-74
Sun. 26	SYRACUSE CBS	W 88-68
March		
Wed. 1	at Wake Forest RSN	L 81-88
Sat. 4	#19/13 NOTRE DAME CBS	W 71-64
Thur. 9	#14/14 Duke = ESPN	L 77-81
Fri. 17	Jacksonville State > CBS	W 78-63
Sat. 19	#23/rv Michigan > CBS	L 69-73
~ exhibition game		
+ Battle 4 Atlantis, Louisville, KY		
* Battle 4 Atlantis, Paradise Island, Bahamas		
@ ACC/Big 10 Challenge, Louisville, KY		
! Billy Minardi Classic, Louisville, KY		
^ Countdown Classic at Bankers Life Fieldhouse, Indianapolis, Ind.		
= ACC Championship at Barclays Center, Brooklyn, NY		
> NCAA First/Second Round, Indianapolis, Ind.		



LOUISVILLE BASKETBALL

1980, 1986, 2013 NCAA Champions □ 10 NCAA Final Fours □ 42 NCAA Tournament Appearances

Sports Information ♦ University of Louisville ♦ Louisville, KY 40292 ♦ www.GoCards.com
Phone: (502) 852-6581 ♦ Fax: (502) 852-7401 ♦ email: kenny@GoCards.com ♦ Twitter: @KKcards

2016-17 Louisville Cardinals Basketball Information

Team Information

2016-17 Overall Record	25-9
Atlantic Coast Conference Record	12-6
ACC Finish	tied for second
Final UoFL National Ranking	14th USA Today, 10th Associated Press
All-Time Record	1,803-901 (103rd yr.)
All-Time NCAA Tournament Record	76-43 (42 Appearances, 10 Final Fours, Three NCAA Championships - 1980, 1986, 2013)

General/Administration

Location	Louisville, Ky. 40292
Founded / Enrollment	1798 / 23,000
Nickname / Colors	Cardinals / Red & Black
Conference	Atlantic Coast
Home Court	KFC Yum! Center (22,000)
Acting President	Dr. Greg Postel
Faculty Athletics Representative	Elaine Wise
Vice President for Athletics	Tom Jurich
Website Address	www.GoCards.com

Basketball Staff

Head Coach	Rick Pitino (UMass '74)
UoFL Record	416-143 (16 years)
Overall Record	770-271 (32 years)
ACC Record	36-18 (3 years)
NCAA Tournament Record	54-19 (21 appearances, 7 Final Fours, 2 NCAA titles)
Assoc. Head Coach	Kenny Johnson (Maryland '99)
Assistant Coach	Mike Balado (St. Thomas '98)
Assistant Coach	David Padgett (Louisville '08)
Dir. of Basketball Operations	Michael Bowden
Head Trainer	Fred Hina
Strength Coach	Ray Ganong
Equipment Manager	Vinny Tatum
Director of Video Operations	Logan Baumann
Director of Player Development	Wayne Turner
Program Assistant	Jordan Fair
Asst. Video Coordinator	Patrick Reilingh
Executive Assistant to Pitino	Jordan Sucher
Receptionist	Stephanie Davis
Team Doctors	Dr. Jon Becker, Dr. John Ellis, Dr. Chris Pitcock

NCAA BASKETBALL CHAMPIONSHIP

Contact Information

Sports Information Office	(502) 852-6581
Ticket Office	(502) 852-5151
or via email: ticketoffice@louisville.edu	
Basketball Office	(502) 852-6651
Athletics Office	(502) 852-5732
Men's Basketball Sports Information Contact	
Sr. Assoc. AD/Media Relations/SID	Kenny Klein
Mobile Phone	(502) 599-7865
Email Address	kenny@GoCards.com

2016-17 Louisville Cardinals (25-9 overall, 12-6 Atlantic Coast Conference)

Primary Starters

No.	Name	Pos.	Ht.	Wt.	Yr.	Hometown (Previous School)	PPG	RPG	Notes
10	Jaylen Johnson	F	6-9	230	Jr.	Ypsilanti, Mich. (Ypsilanti HS)	8.0	5.8	20th in the ACC in rebounding (5.8 rpg)
22	Deng Adel	F	6-7	200	So.	Melbourne, Australia (Victory Rock Prep)	12.1	4.5	Double-figure scorer in 22 games for the season
12	Mangok Mathiang	F/C	6-10	220	Sr.	Melbourne, Australia (IMG Academy)	7.8	6.0	10th in career blocked shots at UoFL (147)
4	Quentin Snider	G	6-2	175	Jr.	Louisville, Ky. (Ballard HS)	12.4	2.7	2nd in ACC in assists turnover ratio (2.74, 22nd in NCAA)
45	Donovan Mitchell	G	6-3	195	So.	Greenwich, Conn. (Brewster Academy)	15.6	4.9	Avg. 18.1 ppg over the last 21 G, 9 with 20+ pts.

Reserves

0	V.J. King	F	6-6	190	Fr.	Cleveland, Ohio (Paul VI Catholic HS)	5.5	2.1	Team leader in FT% (.821) & 3FG% (.421)
1	Tony Hicks	G	6-1	180	Gr.	South Holland, Ill. (Univ. of Pennsylvania)	3.7	1.0	Grad. transfer missed 6 games with a broken hand
5	Matz Stockman	F/C	7-0	240	Jr.	Oslo, Norway (Canarias Basketball Academy)	1.7	1.2	Played in six of the last 15 games
11	Jay Henderson	G	6-4	180	So.	Orlando, Fla. (Lake Highland Prep)	0.9	0.2	Appeared in 11 of the last 19 games
13	Ray Spalding	F	6-10	215	So.	Louisville, Ky. (Trinity HS)	5.9	5.5	Grabbed 5 or more rebounds in 11 of the last 15
14	Anas Mahmoud	F	7-0	220	Jr.	Cairo, Egypt (West Oaks Academy)	5.7	4.0	2nd in ACC, 38th in nation in blocked shots (65)
15	Tyler Sharpe	G	6-1	185	Fr.	Mt. Washington, Ky. (Bullitt East HS)	0.3	0.4	Walk-on guard played in seven games
23	David Levitch	G	6-3	180	Sr.	Goshen, Ky. (North Oldham HS)	1.8	1.2	Started three games and played in all but two
30	Ryan McMahon	G	6-0	170	Fr.	Sarasota, Fla. (Cardinal Mooney HS)	2.5	0.5	19 of his 20 field goals were three-pointers

■ **Cards Have 15 Straight 20-Win Seasons** — Louisville is one of four Division I schools in the nation which has won 20 or more games in each of the past 15 seasons. Reaching 20 victories during the 2016-17 season and extending their streaks are Kansas (28), Duke (21), Gonzaga (19) and Louisville (15). UofL Coach Rick Pitino has won at least 20 games in a season on 25 occasions, ranking him fifth among active coaches in 20-win seasons and 11th overall. Pitino won 30 in a single season for the sixth time in 2013-14. UofL has won at least 19 games in 43 of the last 47 years. The Cardinals gained their 20th victory this season against Miami on Feb. 11.

■ **Cards Finish Tied for Second in ACC** — Louisville posted a 12-6 record in its third season in the Atlantic Coast Conference, finishing in a three-way tie for second in the league with six of its members ranked among the nation's top 25 teams. Louisville has won at least 10 league games for 10 straight seasons. The Cardinals have finished in the top three in its conference seven of the last 11 years. The Cardinals' have won 23 regular season conference championships (regular season conference championships: American 1, Big East 2, Conference USA 1, Metro 12, Missouri Valley 7). Louisville has won its conference championship or finished second in 27 of the last 41 years. Louisville was the No. 4 seed in the postseason tournament and fell to eventual tournament champion Duke in the quarterfinals of the event played at the Barclays Center in Brooklyn, N.Y.

■ **Mitchell Paced the Cardinals** -- Donovan Mitchell had an impressive year for the Cardinals, earning first team All-ACC and All-ACC Defensive Team honors as well as USBWA and NABC All-District recognition. Since scoring 25 points against Indiana on New Year's Eve, over the last 21 games Mitchell averaged 18.1 points, 4.6 rebounds, 3.1 assists and 2.0 steals while connecting on 59-of-153 three-pointers (.386). He scored at least 16 points in 11 of his last 13 games, including 19 points, seven rebounds and five assists against Michigan in the Cards' last game of season. In league games only, Mitchell was sixth in the ACC in scoring (18.1), tied for second in three-pointers made (2.9 per game), 10th in free throw percentage (.825) and led the league in steals (2.1 per game).

Mitchell led the ACC and ranked 22nd in the nation in steals, averaging 2.1 per game. His 70 steals were nearly triple his total from his freshman season (25).

■ **Top 25 Consistency** -- Louisville is one of just three schools that have been ranked in the final Associated Press poll in each of the past seven years (also Kansas, 17 years; Duke, 10 years). Louisville has appeared in seven consecutive final AP polls from 2011-17, matching the longest streak in school history (also attained from 1977-83).

■ **Cardinals Beat Four Champions** -- Louisville defeated the regular season champion of four different conferences this season in Kentucky (Southeastern), Purdue (Big Ten), Wichita State (Missouri Valley) and Texas Southern (SWAC). Three other non-conference opponents that UofL beat were second or third in their respective leagues in Grand Canyon (WAC, T2nd), Old Dominion (C-USA, T3rd) and Southern Illinois (Missouri Valley, T3rd). Louisville's non-conference schedule was ranked sixth in the nation according to the RPI through March 9 and its overall schedule is was third in the nation.

■ **Nine ACC Teams in NCAA Tournament** -- A league-record nine teams from the Atlantic Coast Conference were selected to participate in the 2017 NCAA Tournament, with six of those teams among the top 20 overall seeds (Louisville, Duke, Florida State, Miami, North Carolina, Notre Dame, Virginia, Virginia Tech and Wake Forest). The ACC's nine representatives were the most from any league in 2007 and ties for the second-most ever by any conference. Three additional ACC teams participated in the 2017 National Invitation Tournament (NIT) in Clemson, Georgia Tech and Syracuse.

The ACC is 47-20 (.701) in NCAA Tournament play over the last three seasons. The 45 victories are 17 more than any other conference during that span. A dozen teams reached the Sweet 16, eight the regional finals, four the Final Four and three the championship game in those three years. The 19 wins in 2016 was an NCAA record for a league.

With 612 wins among its 15 current members, the ACC is the all-time winningest conference in NCAA Tournament history and has the highest winning percentage in the event (.620). The ACC is the only conference to have a team in each of the last three Final Fours.

In addition to North Carolina winning the 2017 NCAA Championship, this year the ACC produced the national champion in football (Clemson) and Louisville quarterback Lamar Jackson won the Heisman Trophy.

■ **Three Seniors Depart** -- Aside from possible early entries to the NBA Draft, Louisville will lose three from its 2016-17 roster: center Mangok Mathiang, who started 44 games in his four seasons and averaged 7.8 points, 6.0 rebounds, and blocked 37 shots as a senior; guard David Levitch, a walk-on who played in 89 games and scored 141 points over his four-year career; and guard Tony Hicks, a graduate transfer who averaged 3.7 points in 23 games in his one season at UofL.

Donovan Mitchell		
	1st 13 G	L 21 G
Points	11.5	18.1
Rebounds	5.3	4.5
Assists	2.1	3.1
Total Steals	28	41
Total 3's	21	59
3-Point Pct.	.288	.386
FG Pct.	.357	.432

Most Wins, Last Six Years (Since 2011-12)

Team	Record	Pct.
Gonzaga	187-30	.862
Kentucky	185-41	.819
Wichita St.	179-35	.836
Kansas	179-42	.810
Arizona	174-43	.802
North Carolina	173-53	.765
Louisville	171-47	.784
Duke	171-46	.788

Louisville won ...

... six of its last 10 games.

... 49 of its last 67 post-season tournament games over the last 13 years (including conference, NCAA and NIT since 2005).

Louisville is 26-6 in the postseason over the last seven years.

... 27 of its last 36 games in the NCAA Tournament (since 2005), advancing to the final eight teams five times in the last 11 years (2008, 2009, 2012, 2013, 2015).

... 32 of its last 43 games during the month of March over the last six years.

... 10 of its last 12 conference tournament games. Louisville is 15-4 with four championships over its last eight conference tournaments, reaching the title game five times. Louisville has won the championship in three of the last five conference tournaments in which it has participated.

... 171 games over the last six years, the seventh-most wins in the nation in that stretch. Louisville is one of just three teams to win at least 30 games in three of the last six seasons entering the 2016-17 season (also Kentucky, Wichita State), winning a school-record 35 victories during the Cardinals' 2012-13 NCAA Championship season. ... 20 games for the 15th straight season, a feat accomplished by only four schools.

... 24 games during the regular season, the 12th time the Cardinals have won as many games during the regular season.

... 13 of its 20 regular season games played against teams that participated in postseason competition.

... 12 ACC regular season games for the third straight season. UofL, which tied for second in the 2016-17 ACC standings, is the only school to finish among the top four in the ACC in all three years the Cardinals have been in the league. Louisville has won at least 10 league games for 10 straight seasons. UofL has finished in the top three in its conference seven of the last 11 years. Louisville has won its conference championship or finished second in its league in 27 of the last 41 years, including six of the last 11 years.

... All of its games this season when it makes seven or more three-pointers (14-0), shoots 50 percent or better from the field (7-0), and allows 59 or fewer points (8-0).

■ **Cards Win 1,800th** -- With its win over Virginia Tech on Feb. 18, Louisville won its 1,800th victory in its 103 seasons of collegiate basketball. UofL is 10th in the nation in all-time victories with a 1,803-901 record. The Cardinals played their first official men's basketball game on Jan. 28, 1912 when it lost 35-3 to Louisville YMCA, but did not field teams in 1916-17, 1922-23 or 1942-43. The Cardinals have produced winning seasons in 69 of the last 72 years, including winning 20 or more games in the last 15 straight seasons and 30 or more in three of the last six years.

2016-17 University of Louisville Cardinals Men's Basketball Roster

No.	Name	Pos.	Ht.	Wt.	Yr.	Exp.	Hometown (Previous School)
0	V.J. King	F	6-6	190	Fr.	HS	Cleveland, Ohio (Paul VI Catholic HS)
1	Tony Hicks	G	6-1	180	Gr.	Tr.	South Holland, Ill. (Univ. of Pennsylvania)
4	Quentin Snider	G	6-2	175	Jr.	2L	Louisville, Ky. (Ballard HS)
5	Matz Stockman	F/C	7-0	240	Jr.	2L	Oslo, Norway (Canarias Basketball Academy)
10	Jaylen Johnson	F	6-9	230	Jr.	2L	Ypsilanti, Mich. (Ypsilanti HS)
11	Jay Henderson	G	6-4	180	So.	1L	Orlando, Fla. (Lake Highland Prep)
12	Mangok Mathiang	F/C	6-10	220	Sr.	3L	Melbourne, Australia (IMG Academy)
13	Ray Spalding	F	6-10	215	So.	1L	Louisville, Ky. (Trinity HS)
14	Anas Mahmoud	F	7-0	220	Jr.	2L	Cairo, Egypt (West Oaks Academy)
15	Tyler Sharpe	G	6-1	185	Fr.	HS	Mt. Washington, Ky. (Bullitt East HS)
22	Deng Adel	F	6-7	200	So.	1L	Melbourne, Australia (Victory Rock Prep)
23	David Levitch	G	6-3	180	Sr.	3L	Goshen, Ky. (North Oldham HS)
24	Dwayne Sutton *	F	6-5	200	So.	Tr.	Louisville, Ky. (UNC Asheville)
30	Ryan McMahan	G	6-0	170	Fr.	RS	Sarasota, Fla. (Cardinal Mooney HS)
45	Donovan Mitchell	G	6-3	195	So.	1L	Greenwich, Conn. (Brewster Academy)

Pronunciation Guide: Adel (uh-DELL), Levitch (LEV-itch), Anas Mahmoud (AH-nuss mah-MOOD), Mangok Mathiang (MANG-go, silent "K" MATH-ee-ang), Matz (Motts).

* Sutton sat out the 2016-17 season after transferring from UNC Asheville

■ **Stifling Defense** -- Louisville was eighth in the nation in Ken Pomeroy's adjusted defensive efficiency stats in 2016-17. The Cardinals were 20th in the nation in field goal percentage defense (.401), 10th in blocked shots (5.4 per game), 33rd in three-point field goal defense (.316), 37th in turnover margin (+2.7), 21st in rebounds per game (39.5), 13th in offensive rebounds per game (13.4), 15th in scoring margin (+11.3), 41st in scoring defense (66.0 ppg) and 23rd in rebound margin (+6.0). Ten of the Cards' 34 opponents scored 60 or fewer points.

While the Cardinals were ranked eighth nationally in adjusted defense, they did it against staunch competition. UofL faced the nation's third-toughest schedule according to the RPI and battled many of the nation's top offenses. Twenty-one of the Cardinals' 34 games were played against teams among the top 50 in offensive efficiency according to kenpom.com, including eight of its last nine opponents.

Louisville held Kentucky to 39.7 percent shooting from the field, one of 14 opponents that have shot below 40 percent against the Cardinals this season. Twelve of Louisville's 32 opponents this season have shot below 36 percent from the field and five have shot below 32 percent. On Jan. 24, Pittsburgh shot a season-low 25.5 percent for the game (.160 in the first half) when the Cardinals limited the Panthers to 18 first-half points. It was the fifth time UofL has held a team under 20 points in a half this season (also vs. Georgia Tech, Eastern Ky., Wichita State and Purdue). UofL held seven opponents to 20 or fewer points in a half last season.

■ **Three-Point Accuracy** — The Cardinals' three-point accuracy improved over the last third of the season as UofL connected on 37.5 percent of its threes collective over the last 14 games (108-of-288). UofL was 14-0 during the season when hitting seven or more three-pointers in a game. The Cardinals made 39.4 percent of their three-pointers in their 25 victories and 23.7 percent from long range in their nine losses. Louisville's 238 threes were their most in three years and six different Cardinals have hit 13 or more threes this season.

■ **Card File** — The Cardinals' three-point accuracy improved over the last third of the season as UofL connected on 37.5 percent of its threes collective over the last 14 games (108-of-288) ... Louisville shot 80 percent or better at the free throw line on 10 occasions, including six of the last 13 games. However, the Cardinals made less than 60 percent of its free throws in three of their last nine games, including hitting 57.7 percent against Duke in the ACC Tournament quarterfinals (15-of-26). Louisville shot a collective 73.3 percent at the free throw line over its last five games (66-of-90), including a season high 86.7 percent against Notre Dame in its last regular season game (14-of-16) ... Louisville won 12 of its last 16 ACC games after opening its conference schedule 0-2 for the first time since 1991-92 ... UofL's center position manned by Mangok Mathiang, Anas Mahmoud and Matz Stockman collectively averaged 13.7 points, 10.1 rebounds and 3.1 blocked shots for the season ... With an unbalanced league schedule, Louisville played four of the top five teams in the ACC among its nine league road games (excluding UofL) ... Louisville was effective in getting the ball inside, with nearly half of its points (46 percent) being scored in the paint (1,219 of 2,628). The Cardinals scored 44 of their 69 points in the paint against Michigan in their final game.

■ **Ear It Pronunciations** -- Trouble with pronunciations? Check out the Ear It pronunciations for the Cardinals' players from the men's basketball roster on www.GoCards.com. The links next to player names on the roster are supplied by TheNameEngine.com, an interactive audio service that provides proper audio pronunciations and phonetic spellings.

■ **Cardinal Spurts** — Through its 34 games in 2016-17, Louisville produced 61 runs of 8-0 or better, including a first-half 8-0 run against Michigan in its last game. The Cardinals had a season-best 26-0 run against Eastern Kentucky. Louisville forced its opponents into 69 scoring droughts of three minutes or more, including a second-half drought of 4:59 by Michigan in its last game. UofL's defense produced a season-best 9:00 period of scoreless defense against Eastern Kentucky.

■ **Significant Improvement** — Several Cardinals improved significantly over their performances from their previous season. Four in particular nearly doubled their production from their 2015-16 season figures, including Donovan Mitchell, Deng Adel, Jaylen Johnson and Anas Mahmoud. In ACC games, Donovan Mitchell is among the league leaders in scoring, steals, free throw percentage and three-point field goals made. Anas Mahmoud was second in the ACC in blocked shots. The tables below illustrate their impressive improvements:

Donovan Mitchell		Deng Adel			
	'15-16	'16-17			
Points.....	7.4	15.6	Points.....	4.0	12.1
Rebounds.....	3.4	4.9	Rebounds.....	2.1	4.5
Assists.....	1.7	2.7	Assists.....	0.6	2.1
Total Steals....	25	70	Total 3-Pointers....	7	44
3-Point Pct....	.250	.354	Free Throw Pct....	.741	.771

Jaylen Johnson		Anas Mahmoud			
	'15-16	'16-17			
Points.....	5.0	8.0	Points.....	3.2	5.7
Rebounds.....	3.5	5.8	Rebounds.....	3.0	4.0
FG Pct.....	.464	.589	FG Pct.....	.468	.623
FT Pct.....	.538	.625	Total Blocks.....	29	65

■ **Cards' Duo Rare in Top 15** - Louisville, Duke, Baylor, and UCLA were the only four schools in the nation with its men's and women's basketball programs both ranked among the Associated Press' final top 15 teams (women No. 13; men No. 10). UofL has seven additional sports ranked among the nation's top teams in baseball (2nd), men's soccer (8th), field hockey (8th), men's swimming (11th), women's swimming (6th), football (21st) and women's lacrosse (18th).

UofL's men's soccer team was the No. 4 overall seed in the NCAA Championship and advanced to the Elite Eight. UofL's women's cross country advanced to the NCAA Championship for the first time in school history and the Cards' field hockey team competed in the NCAA Tournament. Louisville's women's swimming team finished sixth in the nation with Mallory Comerford sharing the 200-free NCAA championship with Katie Ledecky. The Cardinals' men's swimming team finished 11th in the NCAA Championship. UofL's women's basketball team reached the NCAA Sweet 16, their fifth in the last seven years.

■ **Guide Online** — The UofL Men's Basketball Guide is available online at GoCards.com, specifically at <http://gocards.com/sports/2016/10/10/2016-17-mens-basketball-media-guide.aspx>.

Cardinals in the NCAA Tournament

■ Louisville made its 42nd NCAA Tournament appearance in 2017. The Cardinals have reached the NCAA Tournament 33 of the last 41 years (10 of the last 11, 13 of the last 15, 15 of the last 19 years, 21 of last 26). The Cards have reached the Sweet 16 on 21 occasions and have advanced to the Elite Eight four of the last seven seasons. Louisville is sixth in tournament victories (76) and is fifth in NCAA Tournament appearances (42). UofL has a 76-43 overall NCAA Tournament record, reaching the Final Four 10 times. Louisville did not participate in the 2016 NCAA Tournament due to a self-imposed postseason ban

■ Only four teams -- Kentucky (57), North Carolina (48), UCLA (47), and Kansas (46) -- have more NCAA Tournament appearances than Louisville's 42.

■ UofL Coach Rick Pitino has a 54-19 record in NCAA Tournament play (.740), ranking him third among active coaches in winning percentage and 11th all time. Only three coaches have coached more Final Four teams than Pitino's seven, a feat matched by one other. Pitino is the first coach to win an NCAA Championship at two different schools; the first to lead three different teams to the Final Four; is one of 12 coaches to lead four different schools to the NCAA Tournament; and one of 11 active collegiate coaches who have won an NCAA Championship.

■ Only four teams have been to more Sweet 16 appearances than Louisville's 21 since the NCAA began Sweet 16 records in 1975 (North Carolina 28, Kentucky 25, Duke 25, Kansas 22, Louisville 21).

■ UofL Coach Rick Pitino has guided 21 teams to NCAA tournament appearances, including 13 of his last 15 years at Louisville (10 of the last 11 years). His last six straight Kentucky teams reached the NCAA Tournament. The Wildcats won the 1996 NCAA title and were national runner-up in 1997 under his guidance.

■ Louisville played 16 games -- half of its regular season games -- against teams in the 2017 NCAA Tournament, compiling an 8-8 mark against those 14 foes (defeated Duke, Kentucky, Miami, Notre Dame, Purdue, Texas Southern, Virginia Tech and Wichita State; lost to Duke, Baylor, Florida State, North Carolina, Notre Dame, Virginia twice and Wake Forest). All nine of the Cardinals' losses came to teams which participated in the 2017 NCAA field.

■ Louisville posted a 5-0 record against its four opponents which advanced to the NIT including Clemson, Georgia Tech, Indiana and Syracuse (beat Syracuse twice). UofL posted a combined 13-8 record against teams that reached postseason play (NCAA and NIT). Nearly two-thirds of Louisville's opponents from the regular season participated in postseason tournament action.

■ The ACC's nine representatives was a league record, the most from any league in 2017 and tied for the second-most ever by any conference. ACC teams received seven bids to the 2016 NCAA Tournament, with an NCAA record six teams reaching the Sweet 16.

■ The NCAA Champion has come from UofL's conference in five of the last seven years, more than any other team in that period (2011-2017), including the most recent 2017 champion and ACC member North Carolina.

All-Time NCAA Final Four Appearances	
North Carolina	20
UCLA	17
Kentucky	17
Duke	16
Kansas	14
Ohio State	11
Louisville	10
Michigan State	9
Indiana	8

UofL in the NCAA Tournament

NCAA Tournament Appearances	42
(33 of the last 41 years; 21 of last 26)	
All-Time NCAA Tourn. Record	76-43
Sweet 16 Appearances	21
Final Four Appearances	10
NCAA Championships	3
Pitino's NCAA Tourn. Record	54-19
Pitino's NCAA Tourn. Appearances	21



Louisville's Seeding in the NCAA Tournament

Louisville is 53-11 in NCAA Tournament play when the Cardinals are the higher seed. The Cardinals are 10-17 when playing as a lower seed and 0-1 when facing a team of the same seed (in Final Four). The NCAA began seeding teams in 1979. The 2013 event marked the third time the Cardinals entered the tournament as a No. 1 seed and UofL was also the overall No. 1 seed in 2009. Listed below is a look at how Louisville has been seeded in the NCAA Tournament:

Seed	Year (NCAA Round Reached)
No. 1	1983 (Final Four), 2009 (Elite Eight), 2013 (Champion)
No. 2	1980 (Champion), 1986 (Champion), 2017 (second round)
No. 3	1979 (Sweet 16), 1982 (Final Four), 1994 (Sweet 16), 2008 (Elite Eight)
No. 4	1981 (second round), 1989 (Sweet 16), 1990 (second round), 1993 (Sweet 16), 2003 (second round), 2005 (Final Four), 2011 (second round), 2012 (Final Four), 2014 (Sweet 16), 2015 (Elite Eight)
No. 5	1984 (Sweet 16), 1988 (Sweet 16)
No. 6	1996 (Sweet 16), 1997 (Elite Eight), 2007 (second round)
No. 7	1999 (first round), 2000 (first round)
No. 8	1992 (second round)
No. 9	2010 (first round)
No. 10	2004 (first round)
No. 11	1995 (first round)

NCAA Tournament

UofL Record by Seedings

(since 1979)

As Seed	Record	Years
#1	12-2	1983, 2009, 2013
#2	12-1	1980, 1986, 2017
#3	9-4	1979, 1982, '94, '08
#4	19-10	1981, 1989, 1990, '93, '03, '05, '11, '12, '14, '15
#5	4-2	1984, 1988
#6	6-3	1996, 1997, 2007
#7	0-2	1999, 2000
#8	1-1	1992
#9	0-1	2010
#10	0-1	2004
#11	0-1	1995
#12	0-0	Never
#13	0-0	Never
#14	0-0	Never
#15	0-0	Never
#16	0-0	Never

UofL Record vs. Seeded Teams

(since 1979)

vs. Seed	Record	Years
#1	4-11	1980, '82, '83, '84, '86, '88, '89, '92, '93, '97, '05, '08, '12
#2	3-4	'79, '82, '94, '96, '08, '09, '13
#3	4-1	1983, '86, '96, '97, '07
#4	5-0	1982, '83, '84, '88, '13
#5	7-1	1980, '81, '89, '93, 2005, '12, '14, '15
#6	4-1	'79, '80, '94, '95, '08
#7	4-3	1980, '86, 2004, '05, '12, '15, '17
#8	5-2	'80, '83, '86, '10, '13, '14, '15
#9	3-0	1992, 2009, 2013
#10	1-2	1997, 1999, 2000
#11	5-0	1982, '86, '96, '97, '07
#12	4-2	1984, '88, '90, 2003, 2009, '13
#13	8-1	1989, '90, '93, '03, 2005, '11, '12, '13, '15
#14	2-0	1994, 2008
#15	2-0	1986, 2017
#16	2-0	2009, 2013

Record as the Higher Seed	53-11
Record as the Lower Seed	10-17
Record in East Region	10-5
Record in South/SE Region	3-4
Record in Midwest/ME Region	30-12
Record in West Region	14-4

Coach Rick Pitino's Record...

... as the Higher Seed	45-9
... as the Lower Seed	5-8
... as the Same Seed	2-2

■ Pitino's Teams Six Times No. 1 Seed

-- Since the seeding process inception in 1979, UofL Coach Rick Pitino has coached six teams that have entered the tournament as No. 1 seeds (2009 and 2013 at Louisville; 1993, 1995, 1996, and 1997 at Kentucky). Pitino has an 18-3 record as a No. 1 seed. UofL was the No. 1 overall seed in 2009 and 2013.

■ **Snider Returned Strong** -- After missing six games with a hip injury, Quentin Snider averaged 13.0 points, 4.3 assists and has made 22-of-59 three-pointers (.373) over the last 10 games. In the Cardinals' last home game vs. Notre Dame, he totaled 17 points -- 15 in the second half -- six assists and made 4-of-5 three pointers. Snider was second in the ACC and 22nd nationally in assists turnovers ratio (2.74). His stretch of 20 straight games with a three-pointer was broken in the final game vs. Michigan.

■ **Statistical Milestones** — Donovan Mitchell's 70 steals, which led the ACC and ranked 23rd in the nation, was within four thefts of the UofL top ten for a season ... Mitchell's 80 three-pointers for the season was the eighth-most in a season at UofL ... Quentin Snider handed out 115 assists for the season, giving him over 100 for the second straight year (109 assists in '15-16) ... Louisville is second to North Carolina for the national lead with 67 all-time 1,000 point career scorers. Quentin Snider is the next closest Cardinal to that milestone with 784 career points, with Donovan Mitchell close behind with 758 points in his two seasons at UofL ... Mangok Mathiang's 147 career blocked shots is 10th at UofL.

■ **Shooting, Defense were Keys** -- Shooting percentages, both offensively and defensively, were keys to the Cardinals' success. Offensively, Louisville connected on 39.4 percent of its three-point shots in its 25 victories for the season and shot 23.7 percent from three-point range in its nine losses. In its nine losses, Louisville opponents collectively shot 45.4 percent from the field while Cardinal opponents made just 38.3 percent of its shots in Louisville's 25 victories on the season. Louisville was 20-4 when it shot better from the field than its opponent. The Cardinals also had a +9.0 rebounding margin in victory and a -2.2 margin in its losses.

■ **Pitino A Semifinalist for National Coach of the Year** -- UofL Coach Rick Pitino was one of 10 national semifinalists for the 2017 Werner Ladder Naismith Men's College Coach of the Year. Joining Pitino on the list of ten national finalists were Northwestern's Chris Collins, Baylor's Scott Drew, Gonzaga's Mark Few, West Virginia's Bob Huggins, SMU's Tim Jankovich, Arizona's Sean Miller, Kansas' Bill Self, Florida's Mike White and Villanova's Jay Wright.

■ **Four Straight Ranked Foes** — Louisville faced a stretch of four consecutive Associated Press Top 25 ranked opponents between Dec. 21-Jan. 4, marking the first time that UofL ever faced four straight ranked foes in the regular season. UofL beat #6 Kentucky and #16 Indiana while falling to #12 Virginia and #23 Notre Dame in the stretch. The Cards had faced three straight ranked opponents during the regular season on five occasions (1949-50, '91-92, '97-98, 2008-09, '13-14). UofL has played as many as four ranked teams consecutively on three previous occasions, all of which were in a closing postseason competition run: five straight in 1974-75, and four straight in '58-59 and '11-12.

■ **Briefly** — Louisville finished No. 11 in the RPI, 8 in the Sagarin Ratings and 9 in Ken Pomeroy's rankings. The Cardinals are ranked eighth in the KenPom preseason rankings for 2017-18 ... Deng Adel was the Cardinals' scoring leader over the last six games, averaging 16.3 points in that stretch and scoring over 20 in two of those games ... Nine different players led the Cardinals in scoring in a game for the season and 11 different players scored in double figures ... The Cardinals faced 13 AP Top 25 ranked teams this year, the second-most ever for a Louisville team and the most since UofL produced a 9-5 record against ranked foes in its 1986 NCAA Championship season. Louisville was 5-8 against Top 25 teams this season ... Louisville, Duke and Kansas are the only three schools to be ranked in the final Associate Press poll in each of the last seven years ... Louisville out-rebounded 27 of its 34 opponents, including 11 by double-digit margins. Louisville was 23rd in the nation in rebounding margin (+6.0) ... Ray Spalding grabbed five or more rebounds in 11 of the last 14 games ... The Cardinals committed 10 or fewer turnovers in 16 of its 34 games, including nine of the last 16 games. UofL committed just three turnovers against Virginia Tech, its fewest turnovers in a conference game since committing one against Georgetown on Feb. 7, 2007. Louisville was 26th nationally in fewest turnovers per game (11.0) ... In the five games which V.J. King has played 20 or more minutes, he has averaged 13.3 points, 3.0 rebounds and shot 52.1 percent from the field in those games. He leads the Cardinals in free throw percentage this season (.821, 46-of-56) and three-point field goal percentage (.422, 16-of-38) ... Louisville trailed Miami by 14 points in the first half and was down by nine points in the second half. Over the last seven seasons, Louisville has recovered from nine or more points down to win on 25 occasions ... The Cardinals average size of 78.3 inches was the 18th tallest in the nation. UofL was fifth in average height in the ACC behind 2 Florida State, 3 Pittsburgh, 11 Duke and 12 Syracuse ... Freedom Hall, Louisville's former home court, was the site for six Final Fours, the third-most Final Fours ever at one site.

Rank	Category	Stat
10	Blocked Shots	5.4
13	Offensive Rebounds	13.4
15	Scoring Margin	+11.3
20	FG Percentage Defense	.401
21	Rebounds per game	39.5
23	Rebound Margin	+6.0
26	Fewest Turnovers per game	11.0
33	3 Pt FG Defense	.316
37	Turnover Margin	+2.5
41	Scoring Defense	66.0
62	Assists Turnover Ratio	1.23
79	Scoring Offense	77.3

■ **Five-League Champs** -- UofL Coach Rick Pitino is the only coach to win both regular season and tournament championships in five different conferences, including three while at Louisville (ECAC North Atlantic, Southeastern, Conference USA, Big East, American).

■ **Cardinals Place Six on 2017 All-ACC Academic Team** -- Six University of Louisville men's basketball players were honored on the 2017 All-ACC Academic Men's Basketball team. Earning the honor for the Cardinals were Deng Adel, Tony Hicks, V.J. King, Anas Mahmoud, Quentin Snider and Raymond Spalding. The six selections for Louisville was a league-high on the 27-member team. Pittsburgh placed three on the squad while seven schools had two selections each. Louisville placed seven members on the team each of the past two seasons. To be eligible for consideration, a student-athlete must have earned a 3.00 grade point average for the previous semester and maintained a 3.00 cumulative average during his academic career. It was the third straight year that Snider has been honored on the team and the second time that Adel and Spalding have earned the recognition.

■ **Mathiang Closes Well on Senior Day** — In the final home game of his career on Senior Day, center Mangok Mathiang came off the bench to produce a career-high 18 points and pull down 11 rebounds as the Cardinals beat Notre Dame to earn a tie for second place in the ACC. It was his third double-double of the season and fourth of his career. It was the first back-to-back double-doubles for Mathiang, as he totaled 12 points, 10 rebounds and two steals at Wake Forest in his previous game. He made 16 of his last 19 free throws spanning his last 11 games (.842). Mathiang ranked 18th in the ACC in rebounding (6.0 rpg) and was eighth in the ACC in offensive rebounds (2.58).

■ **Cards Overcame Injuries** - The Cardinals overcame a group of injuries that have occurred throughout the 2016-17 season. Cardinal players collectively missed 21 games due to injuries. Below is a list of injuries that the Cardinals sustained with the number of games missed.

Name	Injury	Games Missed
Quentin Snider	strained hip flexor	6
Tony Hicks	broken hand	6
Matz Stockman	concussion	5
Anas Mahmoud	concussion	3
V.J. King	thigh bruise	1

	Wins	Losses	Home	Neutral
Record	25-0	0-9	16-1	9-8
Scoring Average	81.2	66.6	81.2	73.4
Points Allowed	63.2	73.8	64.2	67.8
Scoring Margin	+18.0	-7.2	+17.1	+5.6
FG Percentage	.467	.425	.471	.441
Opp. FG Percentage	.383	.454	.390	.413
3-Pt. Percentage	.394	.237	.383	.335
FT Percentage	.698	.648	.695	.677
Rebound Margin	+9.0	-2.2	+8.9	+3.1
Turnover Margin	+3.4	0.0	+2.9	+2.1

Year	Record	Finish
2004-05	33-5	NCAA Final Four
2013-14	32-6	NCAA Sweet 16
2012-13	35-5	NCAA Champion
2008-09	31-6	NCAA Elite Eight
2011-12	30-10	NCAA Final Four
2014-15	27-9	NCAA Elite Eight
2007-08	27-9	NCAA Elite Eight
2002-03	25-7	NCAA 2nd Round
2016-17	25-9	NCAA 2nd Round

■ **Block Birds** — UofL's 185 blocked shots (5.5 per game) ranked 10th in the nation. The Cardinals blocked at least four shots in 25 of their 34 games, including 12 at Georgia Tech, the fourth double-digit blocked shot total of the season (also 14 vs. Eastern Ky, 10 vs. Evansville, 11 vs. William & Mary). UofL has had 10 or more swats in a game seven times over the last six years, four of which occurred during the 2016-17 season. UofL's 185 blocked shots marked just the fifth time in the last 27 years it has swatted as many in a season. Anas Mahmoud was second in the ACC and 38th nationally in blocks (2.10). Four Cardinals set career highs in blocked shots during the 2016-17 season: Mahmoud with six vs. Wichita State and Notre Dame, Mangok Mathiang with five vs. William & Mary, Jaylen Johnson with six vs. Southern Illinois and Donovan Mitchell with four swats vs. William & Mary. Mathiang blocked a shot in 79 career games, Mahmoud in 54 career games.

■ **Impressive Academic Performance** -- While the University of Louisville men's basketball team has performed well on the court, the Cardinals have excelled in the classroom as well. The team produced a collective 3.27 grade point average for 2015-16, just below its record 3.40 GPA from the 2013-14 season. Louisville has received an NCAA Public Recognition Award each of the last four years for ranking among the top 10 percent in men's basketball in the Academic Progress Rate, which measures academic eligibility, retention and graduation for student-athletes. The Cardinals had a perfect 1000 APR in the most recent four-year period, all while winning a combined 123 games — the second-most in the nation in that stretch — and the Cardinals won the 2013 NCAA Championship and reached the 2012 Final Four.

UofL had a collective 3.18 GPA for the most recent 2016 fall semester and 11 of 15 Cardinals earned a 3.0 or better, including six with a 3.4 or higher GPA. The men's basketball team has been around a collective 3.0 GPA for 17 consecutive semesters. Louisville placed a league-high seven individuals on the 26-member 2016 ACC All-Academic Team each of the last two years. Prior to entering the ACC, UofL's men's basketball team earned four straight league Team Academic Excellence Awards, recognizing the highest collective grade-point averages in each of the conference sports (2014 American Athletic Conf., 2011-13 Big East).

■ **Cards Continue Productive Defense** — Louisville teams under Rick Pitino have been known for their defensive intensity and the Cardinals have continued to follow in that tradition. UofL limited its opponents to 58 or less points in 13 games in 2015-16, allowing an average of 61.1 points, which ranked sixth in the nation in scoring defense. Louisville committed fewer turnovers than its opponent in 23 games and was 19th in the nation in turnover margin (+3.0), committing single-digit turnovers seven times.

Louisville has ranked among the nation's top 40 in field goal percentage defense in 12 of the past 14 years, including the 2016-17 percentage of .401, which was 19th in the nation. Over the last two years, UofL held 30 opponents under 40 percent shooting from the field, 21 under 36 percent and 10 under 32 percent.

■ **Challenging Schedule** — Louisville faced the nation's third-toughest schedule during the 2016-17 season according to the ratings percent index (RPI). The Cardinals have played a schedule ranked among the top 16 toughest by the RPI in eight of the last 10 seasons. Twenty-three of the Cardinals' 31 regular season games were played against teams that participated in post-season competition the previous season, including 16 from the 2016 NCAA Tournament. A total of 25 of the Cardinals' regular season games were played against teams that won 20 or more games a year earlier. Louisville's non-conference schedule was ranked 12th by the RPI. Eighteen of Louisville's 31 regular season games were against teams ranked among the nation's top 25 or were receiving votes in the preseason USA Today coaches poll. Louisville played 21 games against teams that reached the 2017 postseason (16 NCAA, 5 NIT).

■ **Magnificent March** — Over the past 13 years (since 2005), Louisville has a collective 67-27 record during the month of March (.713). UofL is 34-11 in March over the last six years (.756; since 2012). UofL coach Rick Pitino has a 141-53 collegiate record in the month of March (.727), including a 78-34 mark while at Louisville (.696). UofL has an 18-9 record in regular season games in March over the last 13 years (since 2005). Add in another closing month of February and the Cards are 84-31 in those two closing months in the last 13 years during the regular season (.728). UofL has a 57-18 record (.760) during the month of February over the last 10 years (since 2007-08), winning 23 of its last 31 in the month (5-2 this year).

■ **Non-Conference Success** -- Louisville has a 203-46 record (.819) against non-conference opponents in Coach Rick Pitino's 16 seasons (includes post-season). The Cardinals are 140-10 at home in regular season non-conference games under Pitino, including a 63-3 mark over the last seven seasons in the KFC Yum! Center.

UofL National Ranking in Field Goal

Percentage Defense

2002-0331st
2003-04 2nd
2004-05 8th
2005-0649th
2006-0725th
2007-08 8th
2008-0922nd
2009-10161st
2010-1112th
2011-12 6th
2012-1337th
2013-1420th
2014-1523rd
2015-16 9th
2016-1720th

RPI Strength of Schedule (2016-17 season)

1. Vanderbilt
2. N. Carolina
3. Louisville
4. Baylor
5. Virginia

Louisville RPI and Strength of Schedule Last 10 Years

Year	RPI	SOS
2016-17	11	3
2015-16	16	38
2014-15	19	16
2013-14	16	49
2012-13	2	4
2011-12	10	2
2010-11	17	11
2009-10	45	11
2008-09	7	12
2007-08	10	4

'16-17 NATIONAL RANKINGS

Associated Press

(March 13 / Final)

- 1 Villanova
- 2 Gonzaga
- 3 Kansas
- 4 Arizona
- 5 Kentucky
- 6 North Carolina
- 7 Duke
- 8 UCLA
- 9 Oregon
- 10 Louisville
- 11 SMU
- 12 Baylor
- 13 West Virginia
- 14 Notre Dame
- 15 Purdue
- 16 Florida State
- 17 Iowa State
- 18 Cincinnati
- 19 Wichita State
- 20 Florida
- 21 Butler
- 22 Saint Mary's
- 23 Michigan
- 24 Virginia
- 25 Wisconsin

USA Today

(April 4 / Final)

- 1 North Carolina
- 2 Gonzaga
- 3 Oregon
- 4 Kansas
- 5 Kentucky
- 6 South Carolina
- 7 Arizona
- 8 Villanova
- 9 UCLA
- 10 Florida
- 11 West Virginia
- 12 Baylor
- 13 Duke
- 14 Louisville
- 15 Purdue
- 16 Wisconsin
- 17 Michigan
- 18 Xavier
- 19 Butler
- 20 Notre Dame
- 21 Wichita State
- 22 Cincinnati
- 23 SMU
- 24 Florida State
- 25 Iowa State

Louisville in the Polls

Date	AP	USAT	Date	AP	USAT
preseason 13	14	Jan. 16 12	11
Nov. 14 12	12	Jan. 23 13	14
Nov. 21 10	10	Jan. 30 6	7
Nov. 28 14	14	Feb. 6 4	4
Dec. 5 11	13	Feb. 13 8	7
Dec. 12 11	11	Feb. 20 7	6
Dec. 19 10	11	Feb. 27 8	7
Dec. 26 6	7	March 6 10	9
Jan. 2 9	9	March 13 10	10
Jan. 9 14	15	April 4 14	

■ **Cards Sixth All-Time in the Polls** —

Louisville has been ranked in the Associated Press poll on 621 occasions, sixth most all-time. The Cardinals have been ranked in the last 34 straight AP polls and 94 of the last 97. UofL has been among the top ten on 289 occasions, including 10 times this season. Until the first three polls of 2014-15, the last time UofL had not been in the poll was March 5, 2012 -- a year in which UofL advanced to the Final Four. UofL has been ranked among the nation's top 15 in the preseason poll five of the last six years (13th this year, unranked in 2015-16, eighth in 2014-15, third in 2013-14, second in 2012-13, ninth in 2011-12).

■ **Success vs. Top 25 Foes** -- Louisville has won 37 of its last 70 against AP ranked opponents, falling to No. 23 Michigan on March 19 in its last Top 25 matchup. UofL has a 54-46 record against Top 25 teams over the last 10 years (5-8 in 2016-17, 3-5 in 2015-16, 4-7 in 2014-15, 5-5 in 2013-14, 9-3 in 2012-13). UofL has been victorious eight of the last 18 times it has faced an AP top-five foe. UofL has won 20 of its last 41 games when facing Top 10 teams, spanning the last 10 years.


■ **Second ACC Tournament for Cards** -- Louisville participated in its second Atlantic Coast Conference Tournament, staged March 7-11 at the Barclays Center in Brooklyn, N.Y. The fourth-seeded Cardinals fell 81-77 to fifth-seeded and eventual tournament champion Duke in the quarterfinals on March 9. In its only previous appearance, UofL fell 70-60 to North Carolina in the quarterfinals of the 2015 ACC Tournament in Greensboro. Louisville did not participate in the 2016 event. It is the seventh league in which the Cardinals have appeared in a post-season tournament. Louisville has won championships in four of its last eight league tournaments in which it has participated (since 2009). Louisville has won 10 of its last 12 conference tournament games and has a 15-4 record with four championships over its last eight conference tournaments. Previously, the Cardinals claimed the inaugural 2014 American Athletic Conference Championship in Memphis, beating eventual national champion No. 21/21 Connecticut 71-61 in the championship game. Louisville won the 2009, 2012 and 2013 Big East tournament titles. UofL has a composite 81-43 conference tournament record (0-2 ACC, 3-0 American, 13-5 Big East, 13-8 Conference USA, 32-9 Metro Conference, 18-18 Kentucky Intercollegiate Athletic Conference, 2-1 Ohio Valley Conference). UofL has won 19 conference tournament titles (1 American, 3 Big East, 2 C-USA, 11 Metro, 2 KIAC).



ATLANTIC COAST CONFERENCE

<i>(Final Standings)</i>		Post	
School	ACC	Overall	Season
North Carolina.....	14-4	33-7	NCAA
Louisville.....	12-6	25-9	NCAA
Florida State.....	12-6	26-9	NCAA
Notre Dame.....	12-6	26-10	NCAA
Duke.....	11-7	28-9	NCAA
Virginia.....	11-7	23-11	NCAA
Virginia Tech.....	10-8	22-11	NCAA
Miami.....	10-8	21-12	NCAA
Syracuse.....	10-8	19-15	NIT
Wake Forest.....	9-9	19-14	NCAA
Georgia Tech.....	8-10	21-16	NIT
Clemson.....	6-12	17-16	NIT
Pittsburgh.....	4-14	16-17	
NC State.....	4-14	15-17	
Boston College.....	2-16	9-23	

2017 New York Life ACC Men's Basketball Tournament

First Round March 7	Second Round March 8	Quarterfinals March 9	Semifinals March 10	Championship March 11
		1 North Carolina 78	1 North Carolina 83	
	8 Syracuse 57	9 Miami 53	5 Duke 75	
	9 Miami 62	4 Louisville 77	5 Duke 93	
12 Clemson 75	12 Clemson 72	5 Duke 81		
13 NC State 61	5 Duke 79			
10 Wake Forest 92	2 Florida State 74	2 Florida State 73	5 Duke Champion	
	10 Wake Forest 90	7 Virginia Tech 68	3 Notre Dame 69	
15 Boston College 68	7 Virginia Tech 99			
11 Georgia Tech 59	3 Notre Dame 71	3 Notre Dame 77		
	14 Pittsburgh 63			
14 Pittsburgh 61	6 Virginia 75	6 Virginia 58		

Louisville in ACC Statistics

Team Statistics	Stat	Rank
Scoring Offense.....	77.3	8
Scoring Defense.....	66.0	3
Scoring Margin.....	+11.3	2
FT Percentage.....	686	13
FG Percentage.....	456	10
FG Pct. Defense.....	401	3
3-Pt. Percentage.....	355	12
3-Pt. Percentage Defense.....	316	2
Rebounding Margin.....	+6.0	2
Blocked Shots.....	5.4	2
Assists.....	13.6	12
Steals.....	6.7	6
Turnover Margin.....	+2.5	4
Assists-Turnover Ratio.....	1.23	7
3FG Made.....	7.0	11

Scoring	Blocked Shots
16. Donovan Mitchell..... 15.6	2. Anas Mahmoud..... 2.10

Rebounding	Assists
18. Mangok Mathiang..... 6.0	8. Quentin Snider..... 4.11
20. Jaylen Johnson..... 5.8	
23. Ray Spalding..... 5.5	

Offensive Rebounds
6. Jaylen Johnson..... 2.68
8. Mangok Mathiang..... 2.58

Steals
1. Donovan Mitchell..... 2.06

3-Point FG Made	Assists-Turnovers Ratio
9. Donovan Mitchell..... 2.35	2. Quentin Snider..... 2.74

■ **Pitino Successful in Conference Tournaments** -- UofL Coach Rick Pitino has a 48-15 record in conference tournaments, including a remarkable 17-1 record in the SEC Tournament while coaching at Kentucky (0-2 ACC, 3-0 American, 14-7 Big East, 8-2 Conference USA, 17-1 Southeastern, 4-1 North Atlantic, 2-2 ECAC North). Pitino has won 12 conference tournament titles, including six with the Cardinals (1 American, 3 Big East, 2 C-USA, 5 SEC, 1 North Atlantic Conference).

■ **Third ACC Season** -- Louisville posted a 12-6 record in its third season in the ACC, finishing in a three-way tie for second (No. 4 seed in ACC Tournament). UofL is the only school to finish among the top four in the ACC standings in all three years the Cards have been in the league. Louisville has won at least 10 league games for 10 straight seasons. Louisville was picked to finish fourth in a preseason media poll. In each of its first two years in the ACC, UofL finished fourth with identical 12-6 conference records.

2016-17 Atlantic Coast Conference Honors

<p>All-ACC First Team Luke Kennard, Duke Justin Jackson, North Carolina John Collins, Wake Forest Bonzie Colson, Notre Dame Donovan Mitchell, Louisville</p>	<p>All-Defensive Team Ben Lammers, Georgia Tech Isaiah Wilkins, Virginia Donovan Mitchell, Louisville Davon Reed, Miami Xavier Rathan-Mayes, Florida State Matt Jones, Duke</p>	<p>ACC Sixth Man of the Year Seth Allen, Virginia Tech</p>
<p>All-ACC Second Team Dwayne Bacon, Florida State Dennis Smith, NC State Ben Lammers, Georgia Tech Joel Berry II, North Carolina London Perrantes, Virginia</p>	<p>ACC Player of the Year Justin Jackson, North Carolina</p>	<p>Honorable Mention Kennedy Meeks, North Carolina Matt Farrell, Notre Dame Zach LeDay, Virginia Tech Jerome Robinson, Boston College Jonathan Isaac, Florida State Seth Allen, Virginia Tech Jamel Artis, Pittsburgh V.J. Beachem, Notre Dame Steve Vasturia, Notre Dame Tyler Lydon, Syracuse</p>
<p>All-ACC Third Team Michael Young, Pittsburgh Jaron Blossomgame, Clemson Andrew White, Syracuse Davon Reed, Miami Jayson Tatum, Duke</p>	<p>ACC Freshman of the Year Dennis Smith, NC State</p>	<p>All-Freshman Team Dennis Smith, NC State Jonathan Isaac, Florida State Jayson Tatum, Duke Josh Okogie, Georgia Tech Ky Bowman, Boston College</p>
	<p>ACC Coach of the Year Josh Pastner, Georgia Tech</p>	
	<p>ACC Defensive Player of the Year Ben Lammers, Georgia Tech</p>	
	<p>ACC Most Improved John Collins, Wake Forest</p>	

■ **31 Former Pitino Assistants/Players Became Head Coaches** -- UofL Coach Rick Pitino has had 31 of his former assistants or players rise to a collegiate head coaching position. Two joined the list following the 2016-17 season as former assistant Mike Balado was named head coach at Arkansas State and Wyking Jones became head coach at California. Thirteen former assistants are active head coaches, including Mick Cronin at Cincinnati; Scott Davenport at Bellarmine (NCAA Division II); Kevin Keatts at NC State, Steve Masiello at Manhattan; Marvin Menzies at UNLV; Richard Pitino -- Rick Pitino's son -- at Minnesota, Kareem Richardson at Missouri-Kansas City; Herb Sendek at Santa Clara, Reggie Theus at Cal State Northridge; Kevin Willard at Seton Hall; and Tubby Smith at Memphis. Ten of Pitino's former assistant coaches have guided their teams to NCAA Tournament appearances over the last four years (since 2014; Cronin, Billy Donovan, Keatts, Masiello, Menzies, Pitino, Sendek, Smith, Theus, and Willard).

Eight former Pitino players also became collegiate head coaches, four of which are currently active including Travis Ford of Saint Louis; Allen Edwards of Wyoming; Mark Pope of Utah Valley; and Masiello. A total of 15 former Pitino assistants or players are active collegiate head coaches.

Pitino has a collective 40-10 record in games against his former assistants (3-0 vs. Ralph Willard; 7-5 Tubby Smith; 7-0 Billy Donovan, 7-5 Mick Cronin, 1-0 Scott Davenport, 1-0 Marvin Menzies, 6-0 Kevin Willard, 2-0 Steve Masiello, 2-0 Richard Pitino, 2-0 Kareem Richardson, 1-0 Kevin Keatts, 1-0 Reggie Theus). Davenport's team won the 2011 NCAA Division II Championship. Indiana Pacers head coach Frank Vogel was a student manager for Pitino at Kentucky and his video coordinator with the Celtics. Pitino coached former Golden State Warriors coach Mark Jackson at the New York Knicks. Donovan moved from Florida to the NBA's Oklahoma City Thunder. Eastern Kentucky coach Dan McHale was a program assistant for two seasons on Pitino's first staff at Louisville and was director of video operations for two additional years. Including games against both his former assistants and former players who went on to become collegiate head coaches, Pitino is 47-11 overall (record vs. former players as head coaches: 3-1 vs. Travis Ford, 2-0 vs. John Pelphrey, 1-0 Scott Padgett, Mark Pope 1-0 and Donovan).

■ **Father/Son in Tournament** -- UofL Coach Rick Pitino and his son, Minnesota Head Coach Richard Pitino, were the first father-son duo to have their respective teams in the same NCAA Tournament. Richard, in his fourth season at Minnesota and his fifth overall as a head coach, was the No. 5 seed in the South Region. Richard was the Big Ten Coach of the Year after guiding the Gophers to a 24-9 overall record, a fourth place finish in the league, a school-record 23 regular season wins and they were the most improved team in the nation (up 14.5 wins). Pitino and Pitino became the first father-son duo to ever have their respective teams ranked at the same time in the Associated Press 25 poll on Jan 9. Louisville was 14th in the AP ranking at the time while the Golden Gophers debuted at No. 24 in the Jan. 9 ranking.

■ **Five Pitino Assistants in NCAA** -- Four of Louisville Coach Rick Pitino's former assistant coaches that are active Division I collegiate head coaches had their teams in the 2017 NCAA Tournament including Cincinnati's Mick Cronin (No. 6 seed in South Region), Minnesota's Richard Pitino (No. 5 seed in the South Region), UNC Wilmington's Kevin Keatts (No. 12 seed in the East Region) and Seton Hall's Kevin Willard (No. 9 seed in the South Region). Former Pitino assistant Kareem Richardson and his Missouri-Kansas City team participated in the College Basketball Invitational (CBI) Tournament. In addition, former assistant Scott Davenport's Bellarmine squad was the top seed in the NCAA Division II Midwest Region and advanced to the DII Final Four.

■ **Milestone Victories for Pitino This Year** -- UofL Coach Rick Pitino, who has a 416-143 record in 16 seasons at Louisville, won his 400th victory with the Cardinals on Dec. 10 when the UofL beat Texas Southern. He won his 750th career collegiate victory when Louisville beat Wichita State on Nov. 24. He is one of five active coaches with at least 750 victories.

■ **Pitino Fourth in Wins in 32 Seasons** -- UofL Coach Rick Pitino ranks fourth in most career coaching victories through 32 seasons. Pitino's 770 victories include a six-game schedule when he filled in as the coach of record at Hawaii.

Best Career Coaching Starts by Wins - 32 Seasons

Coach, School	Seasons	W	L	Pct.
1. Mike Krzyzewski, Army & Duke	1976-2007	775	261	.748
2. Dean Smith, North Carolina	1962-93	774	223	.776
3. Jim Boeheim, Syracuse	1977-2008	771	278	.735
4. Rick Pitino, Hawaii, Boston U., Providence, Kentucky & Louisville	1976, 79-83, 86-87, 90-97, 2002-16	770	271	.740
5t. Lute Olson, Long Beach St., Iowa & Arizona	1974-2005	740	256	.743
5t. Bob Huggins, Walsh, Akron, Cincinnati, Kansas St. & West Virginia	1981-2005, 07-14	740	302	.710

Most Final Four Appearances All-Time

12 John Wooden
12 Mike Krzyzewski
11 Dean Smith
9 Roy Williams
7 Rick Pitino
7 Tom Izzo

HEAD COACH RICK PITINO

In his 32 seasons as a collegiate head coach and 16 years at Louisville, UofL Coach Rick Pitino has compiled a 770-271 overall record (416-143 at UofL). A member of the Naismith Memorial Basketball Hall of Fame, he is the first coach to take three different schools to the NCAA Final Four -- including his 2005, 2012 and 2013 Cardinal teams -- and the first to win an NCAA Championship at two different schools after guiding Louisville to the 2013 NCAA title. Among active coaches, Pitino (Massachusetts '74) has the third-highest winning percentage in NCAA Tournament games (.740 winning percentage, 54-19 record in 21 NCAA tournament appearances) and his overall .740 winning percentage ranks him eighth among active coaches. He has a 141-37 record over the last five years (.792). He guided Kentucky to three NCAA Final Four appearances in eight seasons (1989-97), winning the 1996 NCAA Championship and reaching the national title game in 1997. He has also served as head coach at Providence College (1985-87, 1987 Final Four), Boston University (1978-83), Hawaii (last six games in 1975-76) as well as the NBA New York Knicks (1987-89) and Boston Celtics (1997-2001). Pitino provides updates online on his personal website, www.rickpitino.net.



Rick Pitino Collegiate Head Coaching History

School	First yr.	Last yr.	W	L	Pct.
Hawaii	1975-76	1975-76	2	4	.333
Boston U.	1978-79	1982-83	91	51	.641
Providence	1985-86	1986-87	42	23	.646
Kentucky	1989-90	1996-97	219	50	.814
Louisville	2001-02	Present	416	143	.744
Total (32 seasons)			770	271	.740

Pitino's Milestone Collegiate Victories

No.	Date	Score
1	2/28/76	Hawaii 82, Portland 58
100	12/21/86	Providence 93, Howard 84
200	3/22/92	Kentucky 106, Iowa State 98
300	1/20/96	Kentucky 124, TCU 80
400	12/7/03	Louisville 56, Holy Cross 40
500	11/24/07	Louisville 64, Old Dominion 53
600	11/11/11	Louisville 83, UT Martin 48
700	11/26/14	Louisville 45, Cleveland St. 33
750	11/24/16	Louisville 62, Wichita State 52

Pitino's Milestone Louisville Victories

No.	Date	Score
1	11/18/01	Louisville 92, South Alabama 38
100	12/4/05	Louisville 67, Arkansas State 55
200	3/27/09	Louisville 103, Arizona 64
300	3/4/13	Louisville 67, Cincinnati 57
350	12/14/14	Louisville 68, UNC Wilmington 57
400	12/10/16	Louisville 102, Texas Southern 71

Active Coaches with 750 wins (through 2016-17)

Coach, school	Record	Pct.
Mike Krzyzewski, Duke	1071-330	.764
Jim Boeheim, Syracuse	903-357	.717
Bob Huggins, West Virginia	819-329	.713
Roy Williams, North Carolina	816-216	.791
Rick Pitino, Louisville	770-271	.740

■ **Pitino One of a Dozen with Four** -- With the Cardinals' NCAA Tournament appearance in 2003, UofL Coach Rick Pitino joined a select group of 12 coaches who have taken teams from four different schools to the NCAA Tournament.

Coach	First Team	Second Team	Third Team	Fourth Team
Steve Alford	Missouri State	Iowa	New Mexico	UCLA
John Beilein	Canisius	Richmond	West Virginia	Michigan
Lefty Driesell	Davidson	Maryland	James Madison	Georgia State
Cliff Ellis	South Alabama	Clemson	Auburn	Coastal Carolina
Larry Eustachy	Utah State	Iowa State	Southern Mississippi	Colorado State
Jim Harrick	Pepperdine	UCLA	Rhode Island	Georgia
Lon Kruger	Kansas State	Florida	Illinois	UNLV / 5th: Oklahoma
Fran McCaffrey	Lehigh	UNC Greensboro	Siena	Iowa
Tom Penders	Rhode Island	Texas	George Washington	Houston
Rick Pitino	Boston U.	Providence	Kentucky	Louisville
Tubby Smith	Tulsa	Georgia	Kentucky	Minnesota / 5th: Texas Tech
Eddie Sutton	Creighton	Arkansas	Kentucky	Oklahoma State

■ **Pitino One of Twelve with Two Different Final Four Schools** -- UofL Coach Rick Pitino is the first coach to take three different schools to the Final Four. Only 12 coaches have taken teams from two different schools to the NCAA Final Four. Pitino has coached seven Final Four teams (Providence 1987; Kentucky 1993, 1996 and 1997; Louisville 2005, 2012, 2013), including winning the 1996 NCAA Championship at Kentucky, a runner-up finish there in 1997, and the 2013 NCAA title at Louisville.

■ **Pitino Third in Active NCAA Winning Percentage** -- Pitino has a 54-19 record in NCAA Tournament play (.740), ranking him third among active coaches in NCAA Tournament winning percentage. Pitino has guided 21 teams to the NCAA Tournament, including 12 of his last 14 at Louisville (nine of the last 10). He has guided a team into the NCAA Tournament in 18 of his last 21 seasons coaching in the collegiate ranks (last six straight Kentucky teams from 1992-97; 2003-05 & 2007-15, 2017 at UofL). Pitino's teams have won 39 of their last 52 NCAA games, spanning his last 14 NCAA appearances (1996, 1997, 2003-05, 2007-15, 2017). Pitino is the only coach to win an NCAA title at two different schools.

Most Tournament Appearances - Active

33, Mike Krzyzewski, 1984-2017
 32, Jim Boeheim, 1977-2016
 27, Roy Williams, 1990-2017
 23, Bob Huggins, 1986-2017
 22, Rick Barnes, 1989-2015
21, Rick Pitino, 1983-2017
 20, Tom Izzo, 1998-2017
 19, Bill Self, 1999-2017
 18, Tubby Smith, 1994-2016
 18, Mark Few, 2000-2017
 17, Lon Kruger, 1987-2016

Most NCAA Tournament Wins - Active

91, Mike Krzyzewski, Duke, 1984-2017
 76, Roy Williams, Kansas, N. Car., 1990-2017
54, Rick Pitino, Boston U., Providence, Kentucky and Louisville, 1983-2017
 53, Jim Boeheim, Syracuse, 1976-2016
 47, Tom Izzo, Michigan State, 1998-2017
 43, Bill Self, Tulsa, Illinois, Kansas, 1999-2017
 42, *John Calipari, Massachusetts, Memphis and Kentucky, 1992-2017
 31, Bob Huggins, Akron, Cincinnati, and West Virginia, 1986-2017
 30, Tubby Smith, Tulsa, Georgia, Kentucky, and Minnesota, 1994-2016
 *records adjusted for vacated games

Rick Pitino in the NCAA Tournament

NCAA Tournament Winning Pct. - Active

(minimum 10 games)

.769 (91-28) Mike Krzyzewski, Duke, 1984-2016
 .745 (74-24) Roy Williams, Kansas and North Carolina, 1990-2016
.740 (54-19) Rick Pitino, Boston U., Providence, Kentucky, Louisville 1983-2015
 .737 (42-15) *John Calipari, Massachusetts, Memphis, Kentucky, 1992-2016
 .712 (47-19) Tom Izzo, Michigan St., 1998-2016
 .705 (43-18) Bill Self, Illinois & Kansas, 1999-2016
 *records adjusted for vacated games

Three Different Teams Taken to the Final Four

Coach	First Team	2nd Team	3rd Team
Rick Pitino	Providence	Kentucky	Louisville

Active Coaches Who Have Won An NCAA Title

Coach	Current	Won Title	Year(s)
Mike Krzyzewski	Duke	Duke	'91,'92,'01,'10,'15
Rick Pitino	Louisville	UK/Louisville	1996/2013
Tubby Smith	Memphis	Kentucky	1998
Tom Izzo	Michigan St.	Michigan St.	2000
Jim Boeheim	Syracuse	Syracuse	2003
Roy Williams	North Carolina	N. Carolina	2005,'09,'17
Bill Self	Kansas	Kansas	2008
John Calipari	Kentucky	Kentucky	2012
Kevin Ollie	Connecticut	Connecticut	2014
Jay Wright	Villanova	Villanova	2017

Final Four Appearances, All-Time

12 John Wooden, UCLA 1962-75
 12 Mike Krzyzewski, Duke, 1986-2015
 11 Dean Smith, North Carolina, 1967-97
 9 Roy Williams, Kansas/North Carolina, 1990-2017
7 Rick Pitino, Providence / Kentucky / Louisville, 1987-2013
 7 Tom Izzo, Michigan State, 1999-2015
 6 Denny Crum, Louisville, 1972-86
 6 Adolph Rupp, Kentucky, 1942-66
 5 Jim Boeheim, Syracuse, 1987-2016
 5 Bobby Knight, Indiana, 1973-92
 5 Guy Lewis, Houston, 1967-84
 5 Lute Olson, Iowa / Arizona, 1980-2001

Most NCAA Tournament Games - Active

119, Mike Krzyzewski, Duke, 1984-2017
 100, Roy Williams, Kansas, N. Car., 1990-2017
 85, Jim Boeheim, Syracuse, 1976-2016
73, Rick Pitino, Boston U., Providence, Kentucky and Louisville, 1983-2017
 66, Tom Izzo, Michigan St., 1998-2017
 61, Bill Self, Tulsa, Illinois, Kansas, 1999-2017
 57, *John Calipari, Massachusetts, Memphis and Kentucky, 1992-2015
 54, Bob Huggins, Akron and Cincinnati, West Virginia, 1986-2017
 47, Tubby Smith, Tulsa, Georgia, Kentucky and Minnesota, 1994-2017
 *records adjusted for vacated games

Pitino's NCAA Tournament Results

Boston University

1983

■ March 15 (East Region opening round, Philadelphia, Pa.): LaSalle 70, Boston U. 58

Providence College

1987

■ March 12 (Southeast Region first round, Birmingham, Ala.): Providence 90, UAB 68
 ■ March 14 (Southeast Region second round, Birmingham, Ala.): PC 90, Austin Peay 87 (OT)
 ■ March 19 (Southeast Region semifinals, Louisville, Ky.): Providence 103, Alabama 82
 ■ March 21 (Southeast Region championship, Louisville, Ky.): Providence 88, Georgetown 73
 ■ March 28 (National semifinals, New Orleans, La.): Syracuse 77, Providence 63

Kentucky

1992

■ March 20 (East Region first round, Worcester, Mass.): Kentucky 88, Old Dominion 69
 ■ March 22 (East Region second round, Worcester, Mass.): Kentucky 106, Iowa State 98
 ■ March 26 (East Region semifinals, Philadelphia, Pa.): Kentucky 87, Massachusetts 77
 ■ March 28 (East Region championship, Philadelphia, Pa.): Duke 104, Kentucky 103 (ot)

1993

■ March 19 (Southeast Region first round, Nashville, Tenn.): Kentucky 96, Rider 52
 ■ March 21 (Southeast Region second round, Nashville, Tenn.): Kentucky 83, Utah 62
 ■ March 25 (Southeast Region semifinal, Charlotte, NC.): Kentucky 103, Wake Forest 69
 ■ March 27 (Southeast Region championship, Charlotte, NC.): Kentucky 106, Florida State 81
 ■ April 3 (National semifinals, New Orleans, LA): Kentucky 78, Michigan 81

1994

■ March 18 (Southeast Region first round, St. Petersburg, Fla.): Kentucky 83, Tenn. St. 70
 ■ March 20 (Southeast Region second round, St. Petersburg, Fla.): Kentucky 63, Marquette 75

1995

■ March 16 (Southeast Region first round, Memphis, Tenn.): Kentucky 113, Mount St. Mary's 67
 ■ March 18 (Southeast Region second round, Memphis, Tenn.): Kentucky 82, Tulane 60
 ■ March 23 (Southeast Region semifinal, Birmingham, Ala.): Kentucky 97, Arizona State 73
 ■ March 25 (Southeast Region championship, Birmingham, Ala.): Kentucky 61, North Carolina 74

1996

■ March 14 (Midwest Region first round, Dallas, TX): Kentucky 110, San Jose St. 72
 ■ March 16 (Midwest Region second round, Dallas, TX): Kentucky 84, Virginia Tech 60
 ■ March 21 (Midwest Region semifinal, Minneapolis, Minn.): Kentucky 101, Utah 70
 ■ March 23 (Midwest Region championship, Minneapolis, Minn.): Kentucky 83, Wake Forest 63
 ■ March 30 (National semifinal, East Rutherford, N.J.): Kentucky 81, Massachusetts 74
 ■ April 1 (National championship, East Rutherford, N.J.): Kentucky 76, Syracuse 67

1997

■ March 13 (West Region first round, Salt Lake City, Utah): Kentucky 92, Montana 54
 ■ March 15 (West Region second rounds, Salt Lake City, Utah): Kentucky 75, Iowa 69
 ■ March 20 (West Region semifinal, San Jose, Calif.): Kentucky 83, St. Joseph's 68
 ■ March 22 (West Region championship, San Jose, Calif.): Kentucky 72, Utah 59
 ■ March 20 (National semifinal, Indianapolis, Ind.): Kentucky 78, Minnesota 69
 ■ March 20 (National championship, Indianapolis, Ind.): Kentucky 79, Arizona 84 (ot)

Louisville

■ Pitino's NCAA Tournament results while at Louisville are listed on page 20 of these notes.

■ **New adidas Uniforms** -- UofL wore new adidas "Create Yours" uniform collection for the 2017 basketball postseason. The uniform collection features design elements that honor Louisville's unique identity and school history and were worn beginning March 9 in the ACC Tournament quarterfinals. The collection featured a re-engineered mesh fabric designed for increased breathability. The jerseys and shorts both feature French terry wipe-zones for further sweat management during the game's biggest moments. Trim on the bottom side of each jersey proudly states "Louisville First, Cards Forever" to emphasize a team-first mentality. Trim on the inside of the jersey neck lists the team's championship years and the shorts feature a wing print inspired by the Cardinal mascot. Players laced up Louisville-themed Dame 3 basketball shoes with feather-patterned midsoles and Cardinals printed in the sock-liner. Fans can pick up their jersey at adidas.com and campus area retailers.

■ **Cards' Class Among Nation's Best** -- Four outstanding high school products have each signed a national letter-of-intent with UofL, ranking this Cardinal group among the nation's top recruiting classes. The list of impressive signees includes **Jordan Nwora**, a 6-7, 215-pound forward from Buffalo, N.Y. and Vermont Academy in Saxtons River, Vt.; **Darius Perry**, a 6-2, 170-pound guard from Powder Springs, Ga. and Wheeler High School in Marietta, Ga.; **Lance Thomas**, a 6-8, 210-pound forward from Norcross (Ga.) High School; and **Malik Williams**, a 6-11, 215-pound forward/center from Snider High School in Ft. Wayne, Ind.

Nwora (pronounced WOR-uh) averaged 23.4 points and 10.1 rebounds as a senior last season in leading The Park School in Buffalo, N.Y. to the Manhattan Cup Class A final. He will play his final prep season at Vermont Academy in Saxtons River, Vt. A two-time All-West New York selection, Nwora enters the year ranked No. 89 nationally by Rivals.com, 109th by 247Sports.com, and is No. 91 in the ESPN 100.

Perry averaged 15.0 points, 4.3 assists, 4.0 rebounds and 3.1 steals as a junior last season as Wheeler posted a 22-6 record before falling in the first round of the Georgia state playoffs. Honored as a first-team all-region pick as a junior, Perry is ranked is No. 53 nationally in the ESPN 100, 63rd by 247Sports.com, 76th by Scout.com and 82nd by Rivals.com.

Thomas averaged 8.3 points, 6.6 rebounds and 3.7 blocked shots as a junior last season in helping his Norcross High School team to a 26-4 record and the Georgia Class AAAAAA Sweet 16 before falling to eventual state champion Westlake. A first-team All-Region 7 selection last year, Thomas is ranked No. 76 nationally by 247Sports.com and No. 121 by Scout.com, which lists him as the 16th-best power forward in the nation.

Williams averaged 21.2 points, 13.1 rebounds, 2.9 blocked shots and connected on 36 percent of his three-point attempts as a junior last season in helping his Snider High School team produce a 14-9 record. A first-team All-Summit Athletic Conference selection as a junior, Williams is ranked No. 21 nationally Scout.com, No. 29 by Rivals.com, No. 30 by 247Sports.com and is No. 41 the ESPN 100.

■ **Cards vs. Non-Conference Foes** -- Louisville has won 54 of its last 55 non-conference games at home in the KFC Yum! Center, spanning the last seven seasons. The Cardinals won 35 straight over non-conference opponents between falling to Kentucky on Dec. 27, 2014 and its previous home non-conference loss on Dec. 31, 2010 to Kentucky. The only other non-conference loss UofL has suffered in the KFC Yum! Center was a 52-46 setback at the hands of Drexel on Dec. 14, 2010. In its seventh season in the spectacular KFC Yum! Center, Louisville has an overall 107-14 record in home games, including a 63-3 record against non-conference opponents. The Cardinals have won their last 18 home games against non-conference opponents. UofL has won 42 consecutive home games in November spanning the last 25 years, including a perfect 29-0 record in the KFC Yum! Center.

■ **21 Sweet 16s for Cards** — Louisville advanced to its 21st NCAA Sweet 16 in 2014-15, its fourth straight. Only four teams have had more Sweet 16 appearances than Louisville's 21 since the NCAA began Sweet 16 records in 1975 (North Carolina 28, Duke 25, Kentucky 25, Kansas 22). The Cardinals have won seven of their last eight regional semifinal games. Louisville has been to at least the Sweet 16 in seven of the last 13 years. Louisville's NCAA Sweet 16 teams: 1975, 1978, 1979, 1980, 1982, 1983, 1984, 1986, 1988, 1989, 1993, 1994, 1996, 1997, 2005, 2008, 2009, 2012, 2013, 2014, 2015. Louisville is one of eight teams that have reached the NCAA Tournament Sweet 16 in four of the last six years for the period from 2012-2017 (also Arizona, Florida, Kansas, Kentucky, Michigan State, North Carolina and Wisconsin).

■ **Cardinals Have Reached 14 Elite Eights** -- Louisville has reached the NCAA Elite Eight on 14 occasions, including five of the last 10 years. Louisville's 14 Elite Eight appearances rank sixth nationally. The NCAA recognizes Elite Eight records since 1951, the first year that all teams in the tournament would be required to win at least one game to advance to the Elite Eight. The Cardinals have a 10-4 record in regional championship games, winning two of their last three. (UofL years in Elite Eight: 1959, 1972, 1975, 1980, 1982, 1983, 1986, 1997, 2005, 2008, 2009, 2012, 2013, 2015).

■ **Cards Had Two December Graduates** -- Center Mangok Mathiang (communications) and guard David Levitch (sport administration) both completed their bachelor's degrees in the 2016 fall semester. The fall graduation ceremony was Dec. 15, 2016 in the KFC Yum! Center, which is the Cardinals' home court for basketball competition. The pair took graduate classes in the spring semester.

■ **Anniversary Year for Two Final Four teams** — The 2016-17 season marked notable anniversaries for two of Louisville's Final Four teams. It is the 45th anniversary for UofL's 1972 NCAA Final Four team (26-5 record), which was guided by future Hall of Fame Coach Denny Crum in his first season with the Cardinals. The Missouri Valley Conference Co-Champions featured five senior starters, including All-America guard Jim Price (1,460 career points, 1969-72), forward Ron Thomas, whose 13.0 career rebounding average is the fourth-best ever at UofL (1970-72), and 1,000-point scorer Al Vilcheck (1,048 points, 1969-72). This season also marks the 35th anniversary of the Cardinals' 1982 Final Four team (23-10), which had six seniors on its roster. Crum's fourth Final Four team, which was runner-up in the Metro Conference, included four starters that totaled over 1,000 career points in Derek Smith (1,826), Lancaster Gordon (1,614), Jerry Eaves (1,250) and Rodney McCray (1,247). The Cardinals beat UAB on its home floor to win the Mideast Regional. Louisville wore throwback uniforms for its Feb. 26 victory over Syracuse to recognize the two teams.

■ **Cards Among Nation's Best in Pitino Era** — Louisville is among 16 programs in the nation that have won at least 70 percent of its games over the last 16 years. Louisville has a .748 winning percentage since UofL Coach Rick Pitino took over the reins of the Cardinal program, sixth best in the nation.

Best Winning Percentage Last 16 Years

Louisville is among the top 20 programs in the nation in winning percentage over the last 16 seasons under Pitino. (records through 2016-17 season)

School	2016-17	2001-16	Total	Pct.
Kansas	31-5	448-95	479-100	.827
Gonzaga	37-2	414-95	451-97	.823
Duke	28-9	435-98	463-107	.812
Kentucky	32-6	410-124	442-130	.773
Memphis	19-13	398-127	417-140	.749
Louisville	25-9	391-134	416-143	.744
North Carolina	33-7	392-144	425-151	.739
Wisconsin	27-10	379-138	406-148	.733
Florida	27-9	386-145	413-154	.728
Arizona	32-5	368-145	400-150	.727
Syracuse	19-15	389-138	408-153	.727
Pittsburgh	16-17	385-134	401-151	.726
Michigan State	20-15	386-152	406-167	.709
Butler	25-9	356-149	381-158	.707
Connecticut	16-17	374-146	390-163	.705
Xavier	24-14	360-147	384-161	.705
Ohio State	17-15	351-146	368-161	.696

NCAA Sweet 16 Appearances (since 1975)
North Carolina..... 28
Duke..... 25
Kentucky..... 25
Kansas..... 22
Louisville..... 21

NCAA Elite Eight Appearances (since 1951)
Kentucky..... 33
North Carolina..... 26
Kansas..... 21
Duke..... 20
UCLA..... 20
Louisville..... 14
Michigan State 13

■ **Cards Have Been Tough on the Road** — UofL has a 69-44 record over the last 11 years on its opponent's home court (.611). Louisville has posted a 14-13 road record in its first three years in the ACC (4-5 in 2016-17). UofL had the most road victories of any school in Big East Conference games over its last seven years in that league and was a league-best 8-1 in its road games in The American during the 2013-14 season. The Cardinals have a 60-37 record in conference games on the road over the last 11 seasons (.619). In neutral site games, Louisville has a 36-9 record over the last five years (.800) and a 46-16 neutral site record over the last eight years (.742).

In conference games overall, Louisville had the most Big East Conference victories over its eight years in that league during the regular season (from 2005 to 2013). Louisville had a 95-45 Big East record in league victories during the regular season, just ahead of Syracuse and Pitt (both at 92-48). Louisville finished fourth in both of its first two years in the ACC with a 12-6 league record each season.

■ **Cards' 2016-17 Class Among UofL's Best** — Louisville's most recent four-year class which included seniors Mangok Mathiang and David Levitch amassed the seventh-most wins over a four-year period at UofL. Louisville has a 106-32 record over the last four seasons, three of which have been played in the ACC and the 2013-14 campaign as a member of the American Athletic Conference.

■ **85 Points a Positive Indicator** -- Louisville's 88-68 victory over Syracuse on Feb. 26 was the Cardinals' 137th consecutive win when scoring 85 or more points in regulation, including a perfect 117-0 record under UofL Coach Rick Pitino. The Cardinals hit the 85 point mark on 11 occasions during the 2016-17 season.

■ **Over 2.5M Fans** -- Attendance for UofL basketball games at the KFC Yum! Center surpassed the 2.5 million mark against Southern Illinois. A total of 2,774,048 fans have flocked to the arena to watch UofL play in the Cardinals' seven seasons in the spectacular facility, an average of 21,339 fans per game. The 22,783 fans that witnessed the Cardinals' victory over Kentucky on Dec. 21 was the 10th largest crowd in the facility. Louisville's average attendance this season of 20,846 is the third largest this season behind Kentucky and Syracuse. Louisville has ranked among the top six nationally in average home attendance each of the last 36 years.

■ **Impressive Home Record** — Louisville finished its season with a 16-1 home record (.941), its second-best since the Cardinals posted a perfect 16-0 mark in Freedom Hall during its 1979-80 NCAA Championship season. Over the past 37 years since that 1980 title year, the Cardinals have had five one-loss home records, including its 1986 and 2013 NCAA Championship teams. The Cardinals produced an 18-1 record in 2015-16 in the KFC Yum! Center, their best in the seven years in the impressive facility. Louisville has a 51-12 record in home conference games (.809) in the KFC Yum! Center.

■ **Card File** -- Louisville has won its last 156 games when holding its opponent below 50 points, last falling when that occurred 44-41 to Western Kentucky on Jan. 10, 1945. The Cardinals limited Evansville to 47 points in the season opener ... Louisville reached the championship game of the 2016 Battle 4 Atlantis before falling to Baylor. UofL guards Donovan Mitchell and Quentin Snider were named to the five-person all-tournament team ... Louisville's 29.7 percent shooting from the field against Old Dominion on Nov. 23 was its lowest ever in a victory. The previous low was 30.2 percent in a 53-44 win at Memphis on Feb. 26, 2005 ... UofL Coach Rick Pitino is the only former NBA coach to win 750 collegiate games ... With its Feb. 13 victory over Syracuse, the Cardinals improved to 82-43 all-time in overtime games, including a 13-6 record since the 2004-05 season (2-0 in 2016-17, also beating Old Dominion in OT) ... Louisville has a 35-15 record when facing teams whose coaches were NBA or ABA All-Stars, including an 11-1 mark since 1996 and an 8-1 record under Rick Pitino. In 2016-17, the Cards beat Grand Canyon's Dan Majerle and fell at Wake Forest's Danny Manning ... Louisville is 48-3 in first-time meetings with opponents under coach Rick Pitino, including a 19-1 record since the 2010-11 season ... Pitt's Jamel Artis poured in 43 points in Louisville on Jan. 11, the most the Cards have allowed an individual to score since Joel Curbelo of American University in Puerto Rico scored a record 47 vs. UofL on Nov. 24, 1995. It was the second 40+ performance by an opponent for the season, as Grand Canyon's DeWayne Russell scored 42 points against UofL on Dec. 3. UofL won its last six games when an opposing player scores 40+ points

Top Four-Year Classes By Victories at UofL

Year	Record	Pct
2011-15	123-28	.804
2010-14	121-31	.801
2009-13	110-38	.743
1979-83	109-26	.807
1982-86	107-40	.728
2013-17	106-32	.768
2008-12	106-39	.731

Best UofL Home Records Since 1980

Year	Record	Postseason
1979-80	16-0	NCAA Champion
2015-16	18-1	none
2016-17	16-1	NCAA Second Round
2012-13	15-1	NCAA Champion
1982-83	14-1	NCAA Final Four
1993-94	14-1	NCAA Sweet 16

NCAA Division I Most Victories

School	Year	Yrs.	Won	Loss	Pct.
1. Kentucky	1903	114	2237	688	.765
2. Kansas	1899	119	2217	839	.725
3. North Carolina	1911	107	2206	781	.739
4. Duke	1906	112	2115	873	.708
5. Syracuse	1901	116	1962	878	.691
6. Temple	1895	121	1886	1053	.642
7. UCLA	1920	98	1852	828	.691
8. Notre Dame	1898	112	1845	993	.650
9. St. John's	1908	109	1817	999	.645
10. Louisville	1911	103	1803	901	.667
11. Indiana	1901	117	1783	995	.642
12. Arizona	1905	112	1769	923	.657
13. Brigham Young	1903	115	1786	1071	.625
14. Utah	1909	109	1779	978	.645
15. Illinois	1906	112	1764	973	.645

2016-17 University of Louisville Accolades

Team

- No. 2 Seed in NCAA Championship (No. 8 overall seed)
- No. 10 in final Associated Press poll
- Tied for second in the ACC, the nation's highest rated conference
- Played nation's No. 3 toughest schedule by the RPI
- Billy Minardi Classic Champion
- Battle 4 Atlantis runner-up

Donovan Mitchell

- All-ACC First Team
- All-ACC Defensive Team
- USBWA All-District IV Team
- NABC All-District 2 Team
- 2016 Battle 4 Atlantis All-Tournament Team
- NCAA.com & ACC Player of the Week (games Jan. 23-29)

Quentin Snider

- All-ACC Academic Team (third straight year)
- 2016 Battle 4 Atlantis All-Tournament team
- Bluegrass Sports Commission MVP vs. Kentucky
- USBWA Oscar Robertson National Player of the Week & ACC Player of the Week (games Dec. 19-25)

Deng Adel

- All-ACC Academic Team (second straight year)

Ray Spalding

- All-ACC Academic Team (second straight year)

Anas Mahmoud

- All-ACC Academic Team

Tony Hicks

- All-ACC Academic Team

V.J. King

- All-ACC Academic Team

Rick Pitino

- Semifinalist for the 2017 Werner Ladder Naismith Men's College Coach of the Year.

■ **Six of Last Seven NCAA Champions Have Played in Louisville**

- The eventual national champion has played in Louisville's home arena, the KFC Yum! Center, in six of the arena's seven seasons in existence. Louisville faced eventual champions Connecticut (2011, 2014) and Duke (2015) in home games, Kentucky won a pair of games in the 2012 second and third rounds in the KFC Yum! Center, 2016 Champion Villanova won the NCAA South Regional in Louisville, and UofL won the 2013 itself. UofL played 2017 NCAA Champion North Carolina, but it was in Chapel Hill.

Louisville Career Double-Doubles

Jaylen Johnson (3)

Clemson (H)	1/19/17	12 pts., 10 reb.
Long Beach State (H)	11/17/16	14 pts., 11 reb.
Evansville (H)	11/11/16	19 pts., 14 reb.

Mangok Mathiang (4)

Notre Dame (H)	3/4/17	18 pts., 11 reb.
Wake Forest (A)	3/1/17	12 pts., 10 reb.
Florida State (A)	1/21/17	13 pts., 13 reb.
Saint Louis (N)	11/28/15	17 pts., 13 reb.

Ray Spalding (2)

Syracuse (H)	2/26/17	18 pts., 11 reb.
North Florida (H)	11/21/15	18 pts., 12 reb.

Deng Adel (1)

Southern Illinois (H)	12/10/16	12 pts., 12 reb.
-----------------------	----------	------------------

Anas Mahoud (1)

Duke (H)	1/14/17	17 pts., 11 reb.
----------	---------	------------------

■ **Statistical Trends** — UofL is 180-10 over the last 16 seasons under Coach Rick Pitino when scoring 80 or more points (11-1 this year, 10-0 in 2015-16, 11-0 in 2014-15) ... Over the past 16 years under Pitino, Louisville is 137-6 when shooting 50 percent or better from the field (7-0 this year, 14-0 in 2015-16, 8-0 in 2014-15) ... UofL is 331-49 when holding its opponent below 70 points over the past 16 years under Pitino (18-2 in 2016-17, 19-1 in 2015-16, 24-4 in 2014-15, 27-1 in 2013-14).

■ **Three With 415** — Louisville and Kansas are the only NCAA Division I men's basketball programs to have three different coaches with at least 415 victories at the school. Current Cardinals' Coach Rick Pitino has won 416 games in 16 seasons at UofL, his predecessor Denny Crum won 675 games in 30 years (1971-2001) and Bernard "Peck" Hickman won 443 in his 23 years guiding the Cardinals (1944-67). Current Kansas coach Bill Self also has won 416 game with the Jayhawks while Phog Allen (590) and Roy Williams (418) have at least 415 wins there.

■ **Six NBA Draft Picks in Last Four Years** -- Chinanu Onuaku, who was a sophomore forward/center for UofL in 2015-16, was selected by the Houston Rockets with the 37th pick overall in the second round of the 2016 NBA Draft.

A total of 69 former Louisville players have been selected in the NBA Draft, including six in the last four years. Terry Rozier was selected in the first round of the 2015 draft by the Boston Celtics as the 16th overall pick, while forward Montrezl Harrell was taken in the second round by the Houston Rockets as the 32nd selection. Russ Smith was selected by the Philadelphia 76ers in the second round of the 2014 NBA Draft with the 47th overall pick, and was subsequently traded to the New Orleans Pelicans. Gorgui Dieng was a first-round selection and the 21st overall pick by the Utah Jazz in 2013, with his rights subsequently traded to the Minnesota Timberwolves, where he has played the last three seasons. Peyton Siva was a second round choice of the Detroit Pistons in 2013 with the 56th pick overall.

Louisville has produced 23 first-round NBA Draft choices, including 11 in the top ten and five among the top three picks (Pervis Ellison first in 1989; Wes Unseld second in 1968; Darrell Griffith second in 1980; Charlie Tyra second in 1957; Rodney McCray third in 1983).

■ **Louisville Top College Basketball Market** -- Louisville is consistently the highest-rated television market for college basketball on ESPN. Louisville has been the top market each of the last 15 years and every year since ESPN began tracking the data. Louisville's average 5.5 rating for the 2016-17 season was up 12 percent. Louisville more than doubled second-place Raleigh-Durham, which averaged a 2.4 rating. The remaining top 10 was Kansas City (2.3), Indianapolis (2.1), Greensboro-High Point (2.0), Cincinnati (1.8), Nashville (1.6), Greenville (1.6), Nashville (1.5) and Charlotte (1.5). The Cardinals' NCAA Sweet 16 game against Kentucky in 2014 drew a 51.5 rating and 73 share, making it the second highest-rated event in Louisville television history. Louisville's 2013 NCAA Championship game against Michigan is the top-rated television event all-time in the Louisville market. Louisville was the No. 11 ESPN/ABC market for college football in 2016 with a 3.5 average rating.

■ **International Flavor** — Louisville had an international flavor with four players on its roster hailing from foreign countries. Mangok Mathiang was born in Sudan, Africa and lived in Melbourne, Australia where he also played rugby and Australian Rules Football before coming to the United States. He played a season at Carbondale (Ill.) Brehm Prep School. Deng Adel followed a similar path as he was born in the Sudan, grew up in Australia and spent his senior year of high school in Florida. From Cairo, Egypt, Anas Mahmoud played a year at West Oaks Academy in Orlando, Florida before joining UofL. Matz Stockman, from Oslo, Norway, attended school in Spain's Canary Islands during the 2013-14 season before his trek to the U.S.

■ **Seventh Season in KFC Yum! Center** -- This was Louisville's seventh season in the spectacular KFC Yum! Center, located on the banks of the Ohio River in downtown Louisville. The Cardinals had previously played basketball for 54 years in Freedom Hall (1956-2010). The 22,000-seat multi-purpose arena was built at a cost of \$238 million and includes 71 luxury suites, 62 four- or six-seat premium boxes, over 2,000 side-court club seats and four party suites with a seating capacity of 32 each.

UofL's men's and women's teams have permanent locker rooms. There are five additional team locker rooms, two officials locker rooms, five star dressing rooms, a full-function media work room and a full-sized basketball practice court on the event level. The seven levels of the arena (including the upper catwalk) include a collective 721,762 square feet, or roughly the area of 13 football fields.

After passing through the one and a half acre landscaped entry plaza that features a basketball-themed fountain, entering fans can visit the 2,500-square foot UofL adidas store, the 3,000-square foot UofL Hall of Honor, or head to their seats using one of the eight escalators or seven elevators within the building.

Lounge space is abundant within the arena.

Four spacious donor rooms are available for Cardinal fans, including three that overlook the Ohio

River. The 7,000-square foot main concourse restaurant overlooks the river and a main concourse sports bar has views directly into the arena bowl. Two 4,000-square foot club lounges on the event level, as well as the terrace club and premium box lounges, provide amenities for their respective patrons. The KFC Yum! Center served as the site for the NCAA Men's Basketball Tournament second and third rounds in 2012 and 2015, the NCAA South Regional in 2016 and was the site for the 2012 NCAA Women's Volleyball Championship on December 13 and 15.



■ **Big Numbers at Pitt** -- Louisville's 106-51 victory at Pittsburgh on Jan. 24 provided an abundance of superlatives, as noted below:

□ Louisville limited Pittsburgh to a season-low 25.5 percent shooting from the field, including just 16.0 percent in the first half. Eleven of Louisville's 21 opponents this season have shot below 36 percent from the field and five have shot below 32 percent.

□ Louisville shot a season-high 58.2 percent from the field, including 71.4 percent in the first half (20-of-28, including 7-of-9 three-pointers).

□ Louisville improved to 109-1 when scoring 100 or more points, the second time UofL has hit the century mark this season. The Cardinals have won 133 consecutive games when scoring 85 or more points in regulation, including a perfect 110-0 record under UofL Coach Rick Pitino (7-0 this season).

□ It was the largest margin of victory ever in an ACC road game and the third-largest margin for any league game. The 55-point margin of victory was the largest in any ACC game in 52 years.

□ It was Louisville's widest margin in a victory since an 87-26 win over Savannah State on Nov. 24, 2014. It was the largest margin against a conference opponent since beating Rutgers 92-31 on March 13, 2014.

□ It was Pittsburgh's second-worst loss ever, and its worst since 1906, a span of 111 years. It was their worst in the Peterson Events Center, where UofL has a 6-1 record. It was the Cardinals' 10th straight victory over Pittsburgh.

□ The 55-point margin of victory was Louisville's largest in a road game under Coach Rick Pitino (previous high was 45 on two occasions). The UofL record for largest margin of victory in a road game is 57 points, achieved in an 80-23 victory at Georgetown College on Dec. 11, 1945.

□ Four Cardinals produced career scoring highs in the game, including Donovan Mitchell (29 points), Ryan McMahan (15), Jay Henderson (4) and Tyler Sharpe (2), who scored his first career points. Mitchell, who hit 6-of-8 three-pointers in the game, scored 16 of his points in the first half, just two less than the Pitt team.

■ **Card Clips** -- Louisville improved to 109-1 in games in which it hits the century mark after its two 100+ games in 2016-17... Donovan Mitchell's seven steals against Old Dominion matched the fourth-most ever at UofL and was the most since Russ Smith had eight thefts vs. North Carolina A&T in the NCAA Tournament (3-21-13) ... Eleven men's basketball players were among 392 UofL student-athletes honored on the UofL Athletic Director's Honor Roll for the 2016 Fall Semester with a 3.0 or better grade point average. The total represents two-thirds of the Cards' student-athlete population, which overall combined to produce a 3.15 GPA for the fall semester. Men's basketball student-athletes earning recognition on the Honor Roll were Deng Adel, Jay Henderson, Tony Hicks, Vincent King, David Levitch, Anas Mahmoud, Ryan McMahan, Tyler Sharpe, Quentin Snider, Raymond Spalding and Dwayne Sutton.

UofL Basketball Tradition

■ Louisville made its 42nd NCAA Tournament appearance in 2016-17. The Cardinals have reached the NCAA Tournament 33 of the last 41 years (nine of last 10, 13 of the last 15, 15 of the last 19 years, 21 of last 26). The Cards have reached the Sweet 16 on 21 occasions (four of last five years). Louisville is sixth in tournament victories (76) and is fifth in NCAA Tournament appearances (42). UofL has a 76-43 overall NCAA Tournament record, reaching the Final Four 10 times.

■ Louisville has an all-time 1,803-901 record in 103 seasons of intercollegiate basketball. The Cardinals rank 10th among all NCAA schools in victories. The Cardinals played their first official men's basketball game on Jan. 28, 1912 when it lost 35-3 to Louisville YMCA, but did not field teams in 1916-17, 1922-23 or 1942-43. The Cardinals have produced winning seasons in 69 of the last 72 years, including winning 20 or more games in the last 15 straight seasons and 30 or more in three of the last six years.

■ Twenty Louisville players have earned All-America status, the latest being consensus All-America pick Russ Smith in 2014. The Cardinals have had 69 players drafted by the NBA, including 22 first-round selections. Terry Rozier was UofL's latest first round selection in the 2015 draft as the 16th overall pick by the Boston Celtics. Chinanu Onuaku was chosen in the second round and 37th overall by the Houston Rockets in the 2016 draft.

■ UofL is seventh nationally with 10 Final Four appearances. No other school went to the Final Four four times during the 1980s and Louisville won two NCAA titles in that decade, winning the national championship in 1980 and 1986. Coach Rick Pitino has guided seven teams to the NCAA Final Four, winning two titles. Louisville's 42 NCAA Tournament appearances is fifth best all-time and its 119 NCAA Tournament games are the sixth most played in the event (76-43 record).

■ Louisville has won its conference championship or finished second in its league in 27 of the last 41 years, including six of the last 11 years (ACC second in 2017, American Athletic Conference champion in 2014, Big East champion in 2009 and 2013, second place in the Big East in 2007, 2008). UofL finished fourth in the

regular season title race in their initial two years in the Atlantic Coast Conference (2015, 2016).

■ Louisville is the only school in the nation to have claimed the championship of three major national post-season tournaments: the 1948 NAIB Championship, the 1956 NIT title and the 1980, 1986 & 2013 NCAA Championships.

■ UofL produced the second most consecutive winning seasons all-time in the NCAA with 46 (not current). The Cards played winning basketball from 1944-45 through 1989-90, winning 20 or more games on 31 occasions during that period.

■ Louisville has three representatives in the Naismith Memorial Basketball Hall of Fame. Cardinal All-American and former Washington Bullets All-Star Wes Unseld was inducted in 1988, former head coach Denny Crum was inducted in 1994 and current head coach Rick Pitino was in the 2013 induction class.

■ Louisville has ranked among the top six nationally in average home attendance each of the last 36 years. The Cardinals moved to their new home in 2010, the 22,000-seat KFC Yum! Center in downtown Louisville. In 17 home games in 2016-17, 354,390 fans attended games, a 20,846 average that trailed only Kentucky and Syracuse.

■ Only five times in the last 52 years have the Cardinals failed to reach either the NCAA or NIT postseason tournaments. UofL has reached the NCAA Tournament Elite Eight five of the last nine years and two of the last five Final Fours, winning the 2013 title.

■ The Cardinals are one of the most televised teams in college basketball. UofL games will be televised on national networks during the 2015-16 regular season on at least 22 occasions. Every possible UofL game over the past 34 years has been televised on either a live or delayed basis — a total of over 1,100 games — including nearly 500 national television appearances.

■ The Cardinals have been ranked on 621 occasions in the AP poll, sixth most all-time. Louisville had been ranked 60 consecutive weeks entering 2015-16, when it started the year unranked but finished 16th in the final poll. The Cards have been ranked No. 1 in the nation on five occasions -- Jan. 14, 2013 in the Associated Press poll; in the ESPN/USA Today poll

on March 15, 2009; in the final AP poll that same 2008-09 season; in the final USA Today coaches poll of 2012-13, and when it opened the 1986-87 season as the top team in the UPI coaches poll. Louisville has been ranked as the No. 2 team in the AP poll on 18 occasions all-time. The Cardinals have been ranked among the nation's top 10 in the preseason poll in five of the last six years.

■ Three former Cardinals were active on NBA rosters during the 2016-17 season: Gorgui Dieng (Minnesota Timberwolves), Montrezl Harrell (Houston Rockets) and Terry Rozier (Boston Celtics). At least 22 former Cardinals are playing professionally now with other U.S. or foreign teams. Forty UofL players have reached the NBA in the last 42 years.

■ UofL has retired the numbers of four of its former hoop greats: 8 Charlie Tyra, 31 Wes Unseld, 35 Darrell Griffith and 42 Pervis Ellison.

■ Louisville is second to North Carolina for the national lead with 67 all-time 1,000 point scorers. Quentin Snider is the next closest Cardinal to that milestone with 784 career points, while Donovan Mitchell is close with 758 points.

■ Aside from basketball lettermen, some notable UofL alumni include: the late Johnny Unitas (football), Mitch McConnell (U.S. Senator, Kentucky), Chris Dodd (former U.S. Senator for 30 yrs., Conn.), Bob Edwards (former National Public Radio host, now weekends on Sirius/XM), Tom Jackson (former ESPN commentator) and 18 players active in the NFL during the 2015 season, including Minnesota Vikings quarterback Teddy Bridgewater.

■ UofL's large co-ed cheerleading squad has won 16 national cheerleading titles, including winning the 2016 National Cheerleading Association Championships in Daytona Beach, Fla. The Cards' all-girl squad has won 14 championships — including 2017 — and UofL also won the small coed national title 10 times, last in 2015. The Ladybirds, UofL's dance team, has won 14 national titles, including winning nine of the last 10 NCA Championships and the 2016 title. UofL swept all four competitions at the 2009, 2011 and 2016 events. The Ladybirds have added the 2014 and 2016 Hip Hop championships to their trophy case as well. The Cardinals also won their fourth NCA Cheer stunt national championship in 2016.

■ Louisville was the first university ever to win a BCS Bowl game, place both its men's and women's basketball teams in the NCAA Final Four and reach the College World Series in the same season in 2012-13. In addition to the Cardinals' 2013 NCAA men's basketball title, UofL's women's team was the national runner-up to Connecticut. The Cardinals' football team beat then No. 3/4 Florida 33-23 in the 2013 Sugar Bowl on Jan. 2. UofL's 2013 baseball team won a record 51 games while reaching a visit to Omaha.

UofL Individual Single-Game Bests in NCAA Tournament Games

Points.....	36 by Junior Bridgeman vs. Rutgers (3-15-75)
Rebounds.....	22 by Wes Unseld vs. Houston (3-15-68)
Field Goal Pct.	1.000 (7-of-7) by Dwayne Morton vs. Minnesota (3-20-94)
3-Pt. FG.....	7 by Taquan Dean vs. West Virginia (3-26-05)
3-Pt. FG Pct.....	1.000 (5-of-5) by Dwayne Morton vs. Minnesota (3-20-94)
Free Throws	12 by Wesley Cox vs. Oral Roberts (3-14-74), by Russ Smith vs. Oregon (3-29-13)
Free Thow Pct.	1.000 (12-of-12) by Wesley Cox vs. Oral Roberts (3-14-74)
Assists	14 by Phil Bond vs. UCLA (3-12-77)
Steals.....	8 by Russ Smith vs. North Carolina A&T (3-21-13)
Blocked Shots.....	7 by Gorgui Dieng vs. Mich. St. (3-22-12), Pervis Ellison vs. Illinois (3-24-89)

Head Coach Rick Pitino

Rick Pitino, one of the most brilliant minds in coaching, began a new era in University of Louisville men's basketball when he was named head coach of the Cardinals on March 21, 2001. And as he successfully accomplished at his previous three collegiate coaching stops, it is clear over a decade later that there couldn't have been a finer choice to continue to lead Louisville to its place among the nation's elite teams.



The first coach in NCAA history to win a national championship at two different schools, Pitino's up-tempo style, pressure defense, strong work ethic and family atmosphere quickly restored the Cardinals to national prominence where it is firmly seated.

In 32 seasons as a collegiate head coach at five different schools, Pitino has compiled a 770-271 record, a .740 winning percentage that ranks him 13th among active coaches. He has a 416-143 record in 16 seasons at UofL, the third winningest coach in Cardinal history. UofL is among the nations' top six programs in winning percentage under his guidance. His current contract ties him with UofL through the 2025-26 season.

The first coach in NCAA history to take three different teams to the NCAA Final Four, Pitino was inducted into the Naismith Memorial Basketball Hall of Fame in 2013, lofty recognition for a lifetime of impressive basketball achievement.

The Cardinals have amassed 170 victories over the last six years, seventh-most in the nation in that stretch. In Pitino's 16 years at UofL, Cardinal fans can count 13 NCAA Tournament appearances, seven Sweet 16s, three Final Fours, a national title and five Elite Eight appearances over the last nine years. Louisville is one of just three schools that have been ranked in the final Associated Press poll in each of the past seven years.

A 2006 inductee to the New York City Hall of Fame, Pitino has the third-highest winning percentage in NCAA Tournament games among active coaches, winning 74 percent of his games in the post-season event with a 54-19 record in 21 tournament appearances.

Pitino is one of only two coaches (along with North Carolina's Roy Williams) in NCAA history to have led two different schools to at least three Final Fours each. He is one of only four coaches (also Jim Boeheim, Mike Krzyzewski and Dean Smith) ever to guide a school to the Final Four in four separate decades. Pitino is one of a select group of 12 coaches who have taken teams from four different schools to the NCAA Tournament. He is one of five coaches all-time who have reached the Final Four on at least seven occasions.

His most recent Cardinals posted a 25-9 record and finished tied for second in the Atlantic Coast Conference, the nation's toughest conference according to the RPI with six of its members among the nation's top 25. He won his 400th game at Louisville and 750th overall as the Cardinals earned a No. 2 seed in the NCAA tournament after facing the nation's third-toughest schedule.

The Cardinals posted a 23-8 record during the 2015-16 season, finished fourth in the ACC and beat two Final Four participants in North Carolina and Syracuse. In the Cardinals' first season in the ACC in 2014-15, Louisville reached the Elite Eight in the NCAA Tournament for the fifth time in a span of eight years and finishing fourth among a league with five teams in the nation's top 25, including NCAA Champion Duke. He won his 700th game along the way.

In the 2013-14 season, Louisville won both the American Athletic Conference tournament championship and shared the regular season title while advancing to the NCAA Sweet 16 with a 31-6 record and a top five national ranking. Senior guard Russ Smith developed into a consensus All-America selection as the Cards won 30 games for the third straight season.

Pitino guided the Cardinals to the 2013 NCAA Championship after claiming the nation's top overall seed in the NCAA Tournament and winning the BIG EAST Conference regular season co-championship and tournament titles. The Cardinals won a school-record 35 games while claiming their first NCAA title in 27 years. UofL reached its second straight and 10th Final Four, marking Pitino's seventh, a total reached by only six coaches all-time.

A year earlier, Pitino's Cardinals manufactured a thrilling March run that delighted UofL fans. After winning his 600th collegiate coaching victory in the Cards' opening game of the 2011-12 season, UofL embarked on a terrific season in which it won 30 games, claimed the Big East Tournament championship and advanced to the NCAA Final Four.

That followed another season of success. Despite opening the season with no regular returning starters in 2010-11, the Cardinals tied for third in the nation's toughest conference and reached the title game of the Big East Championship. Louisville beat seven Top 25 teams and rose to the national rankings themselves after not receiving a single vote in the preseason AP poll.

In 2009-10, Louisville reached 20 victories for the eighth straight year against a top-five rated schedule. Along the way, U of L tied for fifth in arguably the nation's toughest league, beat then top-ranked Syracuse in the regular season finale, and played in the NCAA Tournament.

The Cardinals earned both the Big East Conference regular season and tournament championships in 2008-09, won 31 games -- fifth most in school history -- and gained the top overall seed in the NCAA Tournament before reaching the NCAA Elite Eight for the second straight year. UofL earned its first ever Associated Press No. 1 ranking in the final poll.

UofL overcame early injuries to its front line in 2007-08 to win 27 games against a schedule rated as the fourth-toughest in the nation. An aggressive, multiple defensive attack helped UofL earn a second-place finish in the Big East for the second consecutive year and advance to the Cards' second NCAA Elite Eight appearance in four years.

In 2006-07, Pitino's youthful squad also battled through injuries to win eight of its last ten games and rise among the nation's top 20 teams over the last four weeks. The Cards won 24 games, including a pair on the road over top 15 ranked teams, earned a second-place finish in the Big East Conference and were No. 16 in the final Associated Press ranking.

The Cardinals were No. 3 in the nation in the final 2004-05 ESPN/USA Today poll while posting a stellar 33-5 record, matching the most victories in UofL history. UofL won its first-ever Conference USA regular season title and also claimed the league tournament championship. Louisville reached its first NCAA Sweet 16 since 1997 as the No. 4 seed in the Albuquerque Regional before advancing to its first NCAA Final Four since 1986. Pitino, who made his fifth Final Four appearance, became the first coach ever to guide teams from three different schools to the Final Four.

The successes of the 2005 Final Four squad were built upon the efforts of his early teams at UofL. A year before that Final Four advancement, the Cardinals won 16 straight during one stretch and rose to as high as fourth in the national polls before a trio of key injuries disrupted the Cardinals' flight. UofL beat top-ranked Florida on Dec. 13, 2003, the first of two wins that season UofL achieved over No. 1 ranked foes.

In his second year at UofL in 2002-03, the Cardinals reached the No. 2 position in the Associated Press poll and spent time as the nation's top team in the Ratings Percentage Index and Sagarin Ratings. After a 1-1 start, the Cardinals reeled off an incredible 17 straight victories, one short of the school record and won its first C-USA Tournament title.

Pitino did not ease into his tenure at UofL. In his first year with the Cardinals in 2001-02, he guided an undersized, often outmanned squad to a 19-13 record, upsetting the nation's fourth-ranked team along the way to earning a post-season tournament appearance in the NIT, nearly reversing the Cardinals' fortunes the season prior to his arrival (12-19 in 2000-01).

Even under great adversity, Pitino's teams have persevered. Louisville battled through destructive injuries and inexperience in 2005-06 to post a 21-13 record in its first year in the Big East Conference, concluding the year in the NIT national semifinals.

Rick Pitino's Collegiate Coaching Career

Year	Team	Record	Postseason
1975-76	Hawaii	2- 4	
1978-79	Boston Univ.	17- 9	
1979-80	Boston Univ.	21- 9	NIT
1980-81	Boston Univ.	13-14	
1981-82	Boston Univ.	19- 9	
1982-83	Boston Univ.	21-10	NCAA
1985-86	Providence	17-14	NIT
1986-87	Providence	25- 9	NCAA F4
1989-90	Kentucky	14-14	
1990-91	Kentucky	22- 6	
1991-92	Kentucky	29- 7	NCAA E8
1992-93	Kentucky	30- 4	NCAA F4
1993-94	Kentucky	27- 7	NCAA
1994-95	Kentucky	28- 5	NCAA E8
1995-96	Kentucky	34- 2	NCAA Champ
1996-97	Kentucky	35- 5	NCAA F4
2001-02	Louisville	19-13	NIT
2002-03	Louisville	25- 7	NCAA
2003-04	Louisville	20-10	NCAA
2004-05	Louisville	31- 4	NCAA F4
2005-06	Louisville	21-13	NIT F4
2006-07	Louisville	24-10	NCAA
2007-08	Louisville	27- 9	NCAA E8
2008-09	Louisville	31- 6	NCAA E8
2009-10	Louisville	20-13	NCAA
2010-11	Louisville	25-10	NCAA
2011-12	Louisville	30-10	NCAA F4
2012-13	Louisville	35- 5	NCAA Champ
2013-14	Louisville	31- 6	NCAA Sw16
2014-15	Louisville	27- 9	NCAA E8
2015-16	Louisville	23- 8	
2016-17	Louisville	25- 9	NCAA
Totals	32 seasons	770-271	

Rick Pitino's Coaching Experience

1974-75	Grad. Asst. Coach, Univ. of Hawai'i
1975-76	Assistant Coach, Univ. of Hawai'i (2-4 record, as head coach for last six games)
1976-78	Assistant Coach, Syracuse Univ.
1978-83	Head Coach, Boston University (91-51 record, five seasons)
1983-85	Assistant Coach, New York Knicks
1985-87	Head Coach, Providence College (42-23 record, two seasons)
1987-89	Head Coach, New York Knicks
1989-97	Head Coach, University of Kentucky (219-50 record, eight years)
1997-2001	Pres./Head Coach, Boston Celtics
2001-current	Head Coach, University of Louisville (416-143, 16 years)

Pitino coached the Puerto Rico national team in the summer of 2015, finishing fifth in the FIBA Americas tournament with an injury-depleted team and kept hopes alive for Olympic qualification.

Pitino is known for getting his players to believe in themselves, instilling the desire to succeed and driving his players to over-achieve. His former players speak of their coach's caring nature beyond their basketball skills. Twenty-nine of his former assistants or players have become collegiate head coaches.

For three and a half years, Pitino served as president and head coach of the NBA's Boston Celtics. With the Celtics, he took over a team that had posted a franchise worst 15-67 record before his arrival. He quickly made an impact, improving the Celtics' victory total by 21 games in his first season. He resigned his position with the storied franchise on Jan. 8, 2001 after compiling a 102-146 record there.

He guided Kentucky to three NCAA Final Four appearances in his last five years at Kentucky, winning the 1996 NCAA Championship and reaching the national title game in 1997. In eight seasons with the Wildcats, he amassed a 219-50 record (.814) while winning two league crowns and an impressive 17-1 record in the Southeastern Conference Tournament.

While at Kentucky, Pitino coached three Wildcats who earned All-America honors and eight players who were drafted by the NBA, including six in the first round (three lottery picks).

Pitino, 64, got his start in coaching as a graduate assistant at Hawai'i in 1974 and served as a full-time assistant there in 1975-76 when he was the head coach for the last six games of the season (2-4) when the head coach was relieved of his duties. He served two seasons as an assistant at Syracuse under Jim Boeheim from 1976-78.

Pitino was 25 years old when he accepted his first head coaching job at Boston University in 1978. He produced a 91-51 record in five years there, departing as the most successful coach in BU history. In his final season there, he guided the Terriers to their first NCAA Tournament appearance in 24 years. He was twice named New England Coach of the Year (1979, 1983).

Pitino left Boston U. to become an assistant coach for the New York Knicks from 1983-85, where he worked with head coach Hubie Brown. It was a team he would return to lead as its head coach in two years.

He was head coach at Providence College for two seasons (1985-87), producing a 42-23 record there. He guided the Friars to an NCAA Tournament appearance in 1986 and an improbable trip to the NCAA Final Four in 1987, winning the regional title in Louisville's Freedom Hall.

Before his stint at Kentucky, Pitino served as head coach of the New York Knicks for two seasons. In his initial year there in 1987-88, the Knicks improved by 14 victories and made the NBA Playoffs for the first time in four seasons. The Knicks won 52 games in 1988-89 and swept the Philadelphia 76ers in the first round of the NBA Playoffs.

Aside from his hoops prowess, Pitino has achieved success off the court as well in such realms as broadcasting, publishing, motivational speaking and horse racing. He is an accomplished author, producing such books as the best sellers "Success Is A Choice" and "Lead to Succeed," as well as his latest offering "The One-Day Contract."

He earned his degree in 1974 at Massachusetts, where he was a standout guard for the Minutemen's basketball team. His 329 career assists rank eighth all-time at UMass and his 168 assists as a senior is the sixth-best single season total ever there. Pitino was a freshman during NBA legend Julius Erving's senior year.

Born Sept. 18, 1952, Pitino is a native of New York City where he was a standout guard for Dominic High School in Oyster Bay, Long Island. There, he captained his team and established several school scoring marks.

Pitino and his wife Joanne have five children — Michael, Christopher, Richard, Ryan and Jacqueline — and eight grandchildren — Anna, Audrey, Alex (Michael and wife Bethany's children), Andrew, James (Christopher and wife Brucie's children), Ava, Jack and Zoe (Richard and wife Jill's children).

Louisville NCAA Tournament Appearances

UofL has an all-time NCAA Tournament record of 76-43. The Cardinals have 42 NCAA Tournament appearances. UofL has reached 10 Final Fours and has won three NCAA Titles (1980, 1986, 2013).

1951

March 20 (East Region first round):
Kentucky 79, Louisville 68

1959

March 10 (Midwest Region first round):
Louisville 77, Eastern Kentucky 63
March 13 (Midwest Region semifinal):
Louisville 76, Kentucky 61
March 14 (Midwest Region final):
Louisville 88, Michigan State 81
March 20 (National semifinal):
West Virginia 94, Louisville 79
March 21 (National semis consolation):
Cincinnati 98, Louisville 85

1961

March 14 (Midwest Region first round):
Louisville 76, Ohio 70
March 17 (Midwest Region semifinal):
Ohio State 56, Louisville 55
March 18 (Midwest Region consolation):
Louisville 83, Morehead State 61

1964

March 10 (Midwest Region first round):
Ohio 71, Louisville 69 (OT)

1967

March 17 (Midwest Region first round):
SMU 83, Louisville 81
March 18 (Midwest Region consolation):
Kansas 70, Louisville 68

1968

March 15 (Midwest Region semifinal):
Houston 91, Louisville 75
March 16 (Midwest Region consolation):
Louisville 93, Kansas State 63

1972

March 16 (Midwest Region semifinal):
Louisville 88, SW Louisiana 84
March 18 (Midwest Region final):
Louisville 72, Kansas State 65
March 23 (National semifinal):
UCLA 96, Louisville 77
March 25 (National semis consolation):
North Carolina 105, Louisville 91

1974

March 14 (Midwest Region semifinal):
Oral Roberts 96, Louisville 93
March 16 (Midwest Region consolation):
Creighton 80, Louisville 71

1975

March 15 (Midwest Region first round):
Louisville 91, Rutgers 78
March 20 (Midwest Region semifinal):
Louisville 78, Cincinnati 63
March 22 (Midwest Region final):
Louisville 96, Maryland 82
March 29 (National semifinal):
UCLA 75, Louisville 74 (OT)
March 31 (National semis consolation):
Louisville 96, Syracuse 88 (OT)

1977

March 12 (West Region first round):
UCLA 87, Louisville 79

1978

March 12 (Midwest Region first round):
Louisville 76, St. John's 68
March 17 (Midwest Region semifinal):
DePaul 90, Louisville 89 (OT)

1979

March 10 (Midwest Region 2nd round):
Louisville 69, South Alabama 66
March 15 (Midwest region semifinal):
Arkansas 73, Louisville 62

1980

March 8 (Midwest Region 2nd round):
Louisville 71, Kansas State 69 (OT)
March 14 (Midwest Region semifinal):
Louisville 66, Texas A & M 65 (OT)
March 16 (Midwest Region final):
Louisville 86, Louisiana State 66
March 22 (National semifinal):
Louisville 80, Iowa 72
March 24 (National Championship):
Louisville 59, UCLA 54

1981

March 14 (Midwest Region 2nd round):
Arkansas 74, Louisville 73

1982

March 13 (Midwest Region 2nd round):
Louisville 81, Middle Tennessee 56
March 18 (Midwest Region semifinal):
Louisville 67, Minnesota 61
March 20 (Midwest Region Final):
Louisville 75, Alabama-Birmingham 68
March 27 (National semifinal):
Georgetown 50, Louisville 46

1983

March 20 (Midwest Region 2nd round):
Louisville 70, Tennessee 57
March 24 (Midwest Region semifinal):
Louisville 65, Arkansas 63
March 26 (Midwest Region final):
Louisville 80, Kentucky 68 (OT)
April 2 (National semifinal):
Houston 94, Louisville 81

1984

March 16 (Midwest Region first round):
Louisville 72, Morehead State 59
March 18 (Midwest Region 2nd round):
Louisville 69, Tulsa 67
March 22 (Midwest Region semifinal):
Kentucky 72, Louisville 67

1986

March 13 (West Region first round):
Louisville 93, Drexel 73
March 15 (West Region second round):
Louisville 82, Bradley 68
March 20 (West Region semifinal):
Louisville 94, North Carolina 79
March 22 (West Region final):
Louisville 84, Auburn 76
March 29 (National semifinal):
Louisville 88, Louisiana State 77
March 31 (National Championship):
Louisville 72, Duke 69

1988

March 17 (Southeast Region first round):
Louisville 70, Oregon State 61
March 19 (Southeast Region 2nd round):
Louisville 97, Brigham Young 76
March 24 (Southeast Region semifinal):
Oklahoma 108, Louisville 98

1989

March 16 (Midwest Region first round):
Louisville 76, Arkansas-Little Rock 71
March 18 (Midwest Region 2nd round):
Louisville 93, Arkansas 84
March 24 (Midwest Region semifinal):
Illinois 83, Louisville 69

1990

March 15 (West Region first round):
Louisville 78, Idaho 59
March 17 (West Region second round):
Ball State 62, Louisville 60

1992

March 20 (West Region first round):
Louisville 81, Wake Forest 58
March 22 (West Region second round):
UCLA 85, Louisville 69

1993

March 19 (Midwest Region first round):
Louisville 76, Delaware 70
March 20 (Midwest Region 2nd round):
Louisville 78, Oklahoma State 63
March 25 (Midwest Region semifinal):
Indiana 82, Louisville 69

1994

March 18 (West Region first round):
Louisville 67, Boise State 58
March 20 (West Region second round):
Louisville 60, Minnesota 55
March 24 (West Region semifinal):
Arizona 82, Louisville 70

1995

March 16 (Midwest Region first round):
Memphis 77, Louisville 56

1996

March 15 (Midwest Region first round):
Louisville 82, Tulsa 80 (OT)
March 17 (Midwest Region 2nd round):
Louisville 68, Villanova 64
March 21 (Midwest Region semifinal):
Wake Forest 60, Louisville 59

1997

March 14 (East Region first round):
Louisville 65, Massachusetts 57
March 16 (East Region 2nd round):
Louisville 64, New Mexico 63
March 21 (East Region semifinal):
Louisville 78, Texas 63
March 23 (East Region final):
North Carolina 97, Louisville 74

1999

March 11 (South Region first round):
Creighton 62, Louisville 58

2000

March 16 (West Region first round):
Gonzaga 77, Louisville 66

2003

March 21 (East Region first round):
Louisville 86, Austin Peay 64
March 23 (East Region 2nd round):
Butler 79, Louisville 71

2004

March 19 (Atlanta Region first round):
Xavier 80, Louisville 70

2005

March 18 (Albuquerque Region first round):
Louisville 68, Louisiana- Lafayette 62
March 20 (Albuquerque Region 2nd round):
Louisville 76, Georgia Tech 54
March 24 (Albuquerque Region region semifinals):
Louisville 93, Washington 79
March 26 (Albuquerque Region championship):
Louisville 93, West Virginia 85 (OT)
April 2 (National semifinal):
Illinois 72, Louisville 57

2007

March 15 (South Region first round):
Louisville 78, Stanford 58
March 17 (South Region second round):
Texas A&M 72, Louisville 69

2008

March 21 (East Region first round):
Louisville 79, Boise State 61
March 23 (East Region second round):
Louisville 78, Oklahoma 48
March 21 (East Region semifinals):
Louisville 79, Tennessee 60
March 23 (East Region finals):
North Carolina 83, Louisville 73

2009

March 20 (Midwest Region first round):
Louisville 74, Morehead State 54
March 22 (Midwest Region 2nd round):
Louisville 79, Siena 72
March 27 (Midwest Region semifinals):
Louisville 103, Arizona 64
March 29 (Midwest Region finals):
Michigan State 64, Louisville 52

2010

March 19 (South Region first round):
California 77, Louisville 62

2011

March 17 (Southwest Region 2nd round):
Morehead State 62, Louisville 61

2012

March 15 (West Region second round):
Louisville 69, Davidson 62
March 17 (West Region third round):
Louisville 59, New Mexico 56
March 22 (West Region semifinal):
Louisville 57, Michigan State 44
March 24 (West Region final):
Louisville 72, Florida 68
March 31 (National Semifinal):
Kentucky 69, Louisville 61

2013

March 21 (Midwest Region 2nd round):
Louisville 79, North Carolina A&T 48
March 23 (Midwest Region third round):
Louisville 82, Colorado State 56
March 29 (Midwest Region semifinal):
Louisville 77, Oregon 69
March 31 (Midwest Region final):
Louisville 85, Duke 63
April 6 (National Semifinal):
Louisville 72, Wichita State 68
April 8 (National Championship):
Louisville 82, Michigan 76

2014

March 21 (Midwest Region 2nd round):
Louisville 71, Manhattan 64
March 23 (Midwest Region third round):
Louisville 66, Saint Louis 51
March 28 (Midwest Region semifinal):
Kentucky 74, Louisville 69

2015

March 20 (East Region second round):
Louisville 57, UC Irvine 55
March 22 (East Region third round):
Louisville 66, Northern Iowa 53
March 27 (East Region semifinal):
Louisville 75, NC State 65
March 29 (East Region final):
Michigan State 76, Louisville 70 (OT)

2017

March 17 (Midwest Region first round):
Louisville 78, Jacksonville State 63
March 19 (Midwest Region second round):
Michigan 73, Louisville 69

Last time an individual had ...

	For Louisville	For A Louisville Opponent
30 or more points	31 by Wayne Blackshear vs. CSUN (12/23/14)	43 by Jamel Artis, Pittsburgh (1/11/17)
35 or more points	42 by Russ Smith vs. Houston (3/14/14)	43 by Jamel Artis, Pittsburgh (1/11/17)
20 points in a half	21 by Donovan Mitchell vs. NC State, 1H (1/29/17)	32 by Jamel Artis, Pittsburgh, 2nd half (1/11/17)
15 or more rebounds	15 by Chinanu Onuaku vs. Syracuse (2/17/16)	26 by Derrick Griffin, Texas Southern (12/10/16)
20 or more rebounds	23 by Ellis Myles vs. Tennessee St. (12/1/01)	26 by Derrick Griffin, Texas Southern (12/10/16)
A four-point play	Deng Adel vs. Miami (2/11/17)	Demetrius Jackson, Notre Dame (2/13/16)
12 made free throws	12 by Russ Smith vs. UConn, 15 att. (1/18/14)	13 by Seth Allen, Virginia Tech (1/27/16)
7 made three-point goals	7 by Preston Knowles vs. Syracuse (2/12/11)	7 by Jamel Artis, Pittsburgh in 13 attempts (1/11/17)
10 or more assists	11 by Chris Jones vs. Virginia Tech (1/13/15)	10 by Elfrid Payton, Louisiana Lafayette (12/7/13)
5 or more blocked shots	6 by Anas Mahmoud vs. Notre Dame (1/4/17)	5 by Isaiah Wilkins, Virginia (2/6/17)
5 or more steals	5 by Donovan Mitchell vs. Notre Dame (1/4/17)	5 by Armon Fletcher, Southern Illinois (12/7/16)

The Last Time a Team ...

	Louisville	Opponent
Scored 100 points	106-51 win over Pittsburgh (1/24/17)	101-104 5OT loss to Notre Dame (2/9/13)
Scored less than 50 points	63-47 loss vs. Virginia (1/30/16)	78-47 victory over Evansville (11/11/16)
Scored 60 points in a half	61 vs. Grand Canyon; 1st H of 111-63 win (12/5/15)	60 by Tulane; 2nd H of 109-96 win (1/18/90)
Scored under 20 points in a half	14 vs. Virginia; 1H of 63-47 loss (1/30/16)	18 by Pittsburgh 1H, 106-51 UL win (1/24/17)
Had a +20 Rebound Margin	22 (48-26) vs. Pittsburgh (1/24/17)	26 (57-31) by Kentucky (12/31/11)
Grabbed 60 or more rebounds	60 vs. Jacksonville State (11/17/14)	60 by George Mason (1/4/94)
Grabbed less than 25 rebounds	19 vs. Virginia (2/6/17)	22 by Kennesaw State (12/16/15)
Shot 60% or better from the field	.652 (30-46) vs. Pittsburgh (1/25/15)	.614 (43-70) by Charlotte (2/11/01)
Shot 30% or below from the field	.297 (19-64) vs. Old Dominion (11/23/16)	.255 (13-51) by Pittsburgh (1/24/17)
Shot 70% from the field for a half	.714 (20-28) vs. Pittsburgh in 1st H (1/24/17)	.765 (13-17) by Georgetown in 2nd H (1/31/11)
Made 5 or less free throws	4 vs. North Carolina (in 13 attempts, 2/22/17)	5 by Georgia Tech (in 7 attempts, 3/1/16)
Made 15 three-point goals	16 (in 30 attempts) vs. Rutgers (2/16/14)	17 by Virginia Tech (2/18/17)
Made No three-point goals	0 vs. Pittsburgh (2/11/15)	0 by Cal State Northridge (12/23/14)
Shot 60% from the three-point line	.667 (12-18) vs. Virginia Tech (1/27/16)	.654 (17-26) by Virginia Tech (2/18/17)
Handed out 25 or more assists	28 vs. UCF (12/31/13)	25 by Notre Dame (2/28/08)
Handed out 5 or less assists	1 vs. Kentucky (12/27/14)	4 by Pittsburgh (1/14/16)
Committed 25 or more turnovers	26 vs. West Virginia (1/31/09)	25 by FIU (12/5/14)
Committed 5 or fewer turnovers	3 vs. Virginia Tech (2/18/17)	2 by Virginia (2/7/15)
Blocked 10 or more shots	12 vs. Georgia Tech (1/7/17)	14 by Connecticut (3/4/06)
Had No Blocked Shots	0 vs. North Carolina A&T (3/21/13)	0 by Boston College (2/4/17)
Had 15 or more steals	16 vs. Savannah State (11/24/14)	19 by Rutgers (3/13/14)
Had No Steals	0 vs. Saint Louis (2/12/03)	0 by Saint Louis (3/22/14)

**Louisville Top Efforts Under Rick Pitino
(Since 2001-02)**

Longest winning streak (single-season): 17 games (2002-03)

Longest winning streak (multiple-season span): 21 games (last 16 G of 2012-13, first 5 G of 2013-14)

Longest conference winning streak: 10, twice -- 2008-09 & 2012-13 seasons

Longest losing streak: 4 games (2003-04)

Longest conference losing streak: 4 games (2003-04)

Most points scored in a game: 114 vs. Western Kentucky, 12-22-10 (UL 114, WKU 82)

Fewest points scored in a game: 45 vs. Cleveland State, 11-26-14 (UL 45, CSU 33)

Most points allowed in a game: 104 vs. Notre Dame, 2-9-13 (UND 104, UL 101, 5 ot)

Fewest Points Allowed in a Game: 26 vs. Savannah State, 11-24-14 (UL 87, SSU 26)

Fewest Points Allowed in a Conference Game: 31 vs. Rutgers, 3-13-14 (UL 92, RU 31)

Largest Margin of Victory: 64 vs. Morehead St., 12-27-04 (UL 104, USA 40)

Largest Margin of Victory in a Conference Game: 61 vs. Rutgers, 3-13-14 (UL 92, RU 31)

Largest losing margin: 33 vs. Notre Dame, 2-12-09 (ND 90, UL 57)

Fewest points scored in a win: 45 vs. Cleveland State, 11-26-14 (UL 45, CSU 33)

Most points allowed in a win: 90 vs. Virginia Tech, 2-18-17 (UL 94, VT 90)

Most points scored in a loss: 101 vs. Notre Dame, 2-9-13 (UND 104, UL 101, 5 ot)

Fewest points allowed in a loss: 52 vs. Drexel, 12-14-10 (DU 52, UL 46); vs. Syracuse, 2-13-12 (SU 52, UL 51); vs. Virginia, 2-17-15 (UVA 52, UL 47)

Largest deficit overcome to win a game: 20 vs. West Virginia, 3-26-05 (UL 18, WVU 38)

Largest lead given up in a loss: 22 vs. Baylor, 11-25-16 (UL 32, BU 10)

Highest shooting percentage: .652 vs. Pittsburgh, 1-25-15 (UL 80, Pitt 68)

Highest shooting percentage in a conference game: .652 vs. Pittsburgh, 1-25-15 (UL 80, Pitt 68)

Lowest shooting percentage: .268 vs. Western Kentucky, 11-30-08 (WKU 68, UL 54)

Lowest shooting percentage in a conference game: .274 vs. Cincinnati, 1-19-02 (UL 50, UC 77)

Highest 3-point percentage: .778 vs. Memphis, 2-4-04 (UL 58, UM 62)

Highest 3-point percentage in a conference game: .778 vs. Memphis, 2-4-04 (UL 58, UM 62)

Lowest 3-point percentage: .000 vs. Pittsburgh, 2-11-15 (UL 69, Pitt 56)

Lowest 3-point percentage in a conference game: .000 vs. Pittsburgh, 2-11-15 (UL 69, Pitt 56)

Most three-pointers: 22 vs. Hartford, 11-17-07 (UL 104, UH 69)

Free throws made: 41 vs. Rutgers, 1-4-14 (UL 83, RU 76)

Most assists: 34 vs. VMI, 12-23-04 (UL 107, VMI 56)

Most blocked shots: 18 vs. Holy Cross, 12-7-03 (UL 56, HC 40)

O V.J. King

F 6-6 190 Fr. - HS Cleveland, Ohio (Paul VI Catholic HS, Fairfax, Va.)



- 2017 All-ACC Academic Men's Basketball team selection.
- Split the time at small forward with Deng Adel as a freshman. Made his first career start against Indiana, and has started seven games this year.
- Led the team in free throw percentage (.821 46-of-56) and three-point field goal percentage (.421, 16-of-38; among players with over 20 attempts).
- Scored a career-high 24 points against Virginia, finishing 3-of-5 from behind the arc while scoring a career-high eight field goals and connecting on 5-of-6 from the line.
- In his last 13 games, King hit 47.5 percent of his field goals (19-of-40, including 5-of-11 three-pointers).
- In the five games he played 20 or more minutes, he averaged 13.3 points, 3.3 rebounds and shot 52.1 percent from the field in those games.
- Missed the Virginia Tech game with a thigh bruise, but returned to the court the following game at North Carolina.
- Totaled 14 points, three rebounds and a season-high three assists at Grand Canyon, scoring 12 of his points in the second half.
- Won two gold medals with USA Basketball in the 2013 FIBA Americas U16 Championship in Maldonado, Uruguay; and the 2014 FIBA U17 World Championship in Dubai, United Arab Emirates.
- A McDonald's All-America selection, King averaged 22.9 points, 9.6 rebounds, 2.5 assists and 2.1 steals as a senior last season in leading Paul VI (20-11) in Fairfax, Va. to the Virginia Independent Schools Athletic Association Division I state championship game..
- The Virginia Gatorade Player of the Year earned all-state and all-conference honors last year.
- His father Vincent King played professional basketball in foreign countries for 10 years after

O V.J. King		
Games With ...	Season	Career
Double-Figure scoring.....	7	7
5 or more rebounds.....	2	2
4 or more assists.....	0	0
A blocked shot.....	3	3
A steal.....	7	7
A three-pointer.....	10	10
20+ points.....	1	1

scoring 1,037 points in his collegiate career at Indiana University of Pennsylvania from 1988-92.

- Born Jan. 22, 1997 ... Major is sport administration.

O V.J. King Season/Career Highs

- Points..... 24 vs. Virginia (2/6)
- Reb..... 7 vs. NC State (1/29)
- Asst..... 3 vs. Grand Canyon (12/3) vs. NC State (1/29)
- Blocks 1 (3 times) *latest:* vs. North Carolina (2/22)
- Steals..... 1 (7 times) *latest:* vs. North Carolina (2/22)
- FGM..... 8 vs. Virginia (2/6)
- FGA..... 14 vs. Virginia (2/6)
- 3FGM..... 3 vs. William & Mary (11/14) vs. Virginia (2/6)
- 3FGA..... 5 vs. Virginia (2/6)
- FT..... 6 vs. Evansville (11/11) vs. Wichita State (11/24)
- FTA..... 8 vs. Evansville (11/11) vs. Wichita State (11/24)

O V.J. King Game-by-Game

Opponent	Date	GS	Min	FG	FGA	3-Point		FT	FTA	Pct	Rebounds			Avg	PF	FO	A	TO	Blk	Stl	Pts	Avg	
						Pct	FG				FGA	Pct	Off										Def
EVANSVILLE	11/11/16	14	0	1	.000	0	1	.000	6	8	.750	0	2	2	2.0	1	0	0	0	1	0	6	6.0
WM. & MARY	11/14/16	17	7	11	.636	3	31	.000	0	0	.000	2	3	5	3.5	2	0	0	1	0	1	17	11.5
LONG BEACH ST	11/17/16	13	3	8	.375	0	2	.000	2	21	.000	0	3	3	3.3	0	0	0	0	0	0	8	10.3
vs Old Dominion	11/23/16	8	0	1	.000	0	0	.000	2	21	.000	2	0	2	3.0	1	0	1	0	0	0	2	8.3
vs Wichita State	11/24/16	20	2	8	.250	0	3	.000	6	8	.750	2	2	4	3.2	1	0	0	3	0	0	10	8.6
vs Baylor	11/25/16	12	2	5	.400	1	11	.000	0	0	.000	0	2	2	3.0	0	0	0	1	0	0	5	8.0
PURDUE	11/30/16	10	0	3	.000	0	0	.000	0	0	.000	0	2	2	2.9	0	0	0	0	0	0	0	6.9
at Grand Canyon	12/3/16	24	4	6	.667	2	21	.000	4	41	.000	1	2	3	2.9	0	0	3	2	0	0	14	7.8
SO. ILLINOIS	12/7/16	14	1	2	.500	1	11	.000	0	0	.000	0	3	3	2.9	1	0	0	0	0	0	3	7.2
TEXAS SOUTHERN	12/10/16	18	5	8	.625	1	11	.000	2	21	.000	3	0	3	2.9	1	0	1	0	0	1	13	7.8
EASTERN KY	12/17/16	13	3	7	.429	0	1	.000	3	4	.750	1	1	2	2.8	1	0	0	0	0	0	9	7.9
KENTUCKY	12/21/16	3	0	1	.000	0	0	.000	0	0	.000	0	0	0	2.6	1	0	0	0	0	0	0	7.3
VIRGINIA	12/28/16	13	2	3	.667	0	1	.000	2	21	.000	1	3	4	2.7	0	0	0	1	0	0	6	7.2
vs Indiana	12/31/16 *	13	1	2	.500	0	0	.000	0	0	.000	0	1	1	2.6	2	0	0	2	0	0	2	6.8
at Notre Dame	1/4/17	9	1	3	.333	0	1	.000	0	0	.000	0	1	1	2.5	1	0	1	2	0	0	2	6.5
at Georgia Tech	1/7/17	19	1	7	.143	0	2	.000	2	4	.500	0	1	1	2.4	0	0	1	0	0	0	4	6.3
PITTSBURGH	1/11/17 *	9	1	3	.333	0	0	.000	0	0	.000	1	1	2	2.4	0	0	0	1	0	0	2	6.1
DUKE	1/14/17	22	2	5	.400	1	4	.250	2	21	.000	1	2	3	2.4	1	0	0	1	0	0	7	6.1
CLEMSON	1/19/17 *	22	5	8	.625	2	3	.667	2	21	.000	1	1	2	2.4	1	0	1	1	0	0	14	6.5
at Florida State	1/21/17 *	7	0	4	.000	0	1	.000	0	0	.000	0	0	0	2.3	0	0	0	1	0	0	0	6.2
at Pittsburgh	1/24/17	14	1	3	.333	0	0	.000	0	0	.000	0	1	1	2.2	1	0	2	0	0	0	2	6.0
NC STATE	1/29/17	17	2	4	.500	1	11	.000	4	41	.000	1	6	7	2.4	0	0	3	2	1	1	9	6.1
at Boston College	2/4/17	22	4	7	.571	0	0	.000	3	31	.000	0	3	3	2.4	2	0	1	0	0	1	11	6.3
at Virginia	2/6/17 *	37	8	14	.571	3	5	.600	5	6	.833	0	3	3	2.5	2	0	0	2	0	1	24	7.1
MIAMI	2/11/17 *	5	1	1	1.000	1	11	.000	0	0	.000	0	0	0	2.4	2	0	0	0	0	0	3	6.9
at Syracuse	2/13/17	7	0	2	.000	0	1	.000	0	0	.000	1	1	2	2.3	1	0	0	0	0	0	0	6.7
VIRGINIA TECH	2/18/17	DNP (bruised thigh)																					
at North Carolina	2/22/17	12	1	4	.250	0	1	.000	0	1	.000	0	1	1	2.3	0	0	0	0	1	1	2	6.5
SYRACUSE	2/26/17 *	13	0	2	.000	0	1	.000	1	2	.500	0	2	2	2.3	0	0	1	1	0	0	1	6.3
at Wake Forest	3/1/17	9	0	0	.000	0	0	.000	0	0	.000	0	0	0	2.2	1	0	0	0	0	0	0	6.1
NOTRE DAME	3/4/17	6	0	0	.000	0	0	.000	0	0	.000	0	0	0	2.1	0	0	0	1	0	0	0	5.9
vs Duke	3/8/17	5	2	3	.667	0	1	.000	0	0	.000	0	0	0	2.1	2	0	0	0	0	0	4	5.8
vs Jacksonville St.	3/17/17	13	1	2	.500	0	0	.000	0	0	.000	0	1	1	2.0	0	0	1	0	0	0	2	5.7
vs Michigan	3/19/17	5	0	1	.000	0	0	.000	0	0	.000	0	3	3	2.1	0	0	0	0	0	0	0	5.5

O V.J. King Statistics

Year	GP	GS	Min	Avg	FG	FGA	Pct	3FG	3FGA	Pct	FT	FTA	Pct	OReb	DReb	Reb	Avg	PF	FO	Ast	TO	Blk	Stl	Pts	Avg
2016-17	33	7	445	13.5	60	139	.432	16	38	.421	46	56	.821	17	51	68	2.1	25	0	16	22	3	7	182	5.5
TOTAL	33	7	445	13.5	60	139	.432	16	38	.421	46	56	.821	17	51	68	2.1	25	0	16	22	3	7	182	5.5

1 Tony Hicks

G 6-1 180 Gr. - Tr. South Holland, Ill. (University of Pennsylvania)



- 2017 All-ACC Academic Men's Basketball team selection.
- Scored a UofL career-best 16 points against Florida State, playing a season-high 32 minutes. His top collegiate scoring effort was 33 points against Niagara during his sophomore year at Penn (11-26-13).
- Suffered a broken bone in his right hand (spiral fracture of his fourth metacarpal) at Pitt on Jan. 24, missing six games. He had earned his first start of the season at Pitt, finishing with 10 points and a career-high four assists without a turnover.
- Returned to action after a six-game absence against North Carolina on Feb. 22, contributing two points and a steal in four minutes on the court. He had practiced with the team for three days earlier in the week.
- Scored 10 points against Eastern Kentucky, connecting on 2-of-3 shots from the three-point line.
- Graduate transfer led Penn in scoring as a sophomore and junior and earned All-Ivy League honorable mention honors during his freshman and junior years.
- Had 54 career double-figure scoring games at Penn.
- Totaled 1,060 career points in three seasons while starting 64 games for the Quakers. He has connected on 107-of-308 three-pointers in three seasons (347) and 78.1 percent of his free throws (217-of-278).
- Matched a Penn single-game record with 13 assists vs. Lafayette, adding 14 points, four rebounds and four steals.
- Has a 6-8 wingspan.

- A member of the 2012 Parade All-America team, Hicks was the Chicago Catholic League Player of the Year as a senior at St. Rita of Cascia High School.
- Born March 15, 1994 ... Earned a sociology degree at Penn ... Major at UofL is human resources.

1 Tony Hicks

Games at UofL With ...	Season	Career
Double-Figure scoring.....	3	3
6 or more rebounds.....	0	0
4 or more assists.....	1	1
A blocked shot.....	1	1
A steal.....	7	7
A three-pointer.....	4	4
20+ points.....	0	0

1 Tony Hicks Season/Career Highs

- Points..... 16 vs. Florida State (1/21)
- Reb. 4 vs. Texas Southern (12/10)
- Asst..... 4 vs. Pittsburgh (1/24)
- Blocks 1 vs. Duke (1/14)
- Steals..... 2 (3 times) *latest:* vs. Michigan (3/19)
- FGM 6 vs. Florida State (1/21)
- FGA 17 vs. Florida State (1/21)
- 3FGM 2 vs. Eastern Kentucky (12/17)
- 3FGA 3 (4 times) *latest:* vs. Clemson (1/19)
- FT..... 3 (3 times) *latest:* vs. Michigan (3/19)
- FTA..... 4 (3 times) *latest:* vs. Michigan (3/19)

1 Tony Hicks Game-by-Game

Opponent	Date	GS	Min	FG FGA			3-Point			FT FTA			Rebounds			Avg PF	FO	A	TO	Blk	Stl	Pts	Avg
				Pct	FG	FGA	Pct	FG	FGA	Pct	FT	FTA	Pct	Off	Def								
EVANSVILLE	11/11/16	18	2	5	.400	0	1	.000	0	2	.000	0	2	2	2.0	0	0	2	1	0	2	4	4.0
WM. & MARY	11/14/16	12	1	9	.111	0	3	.000	2	21.000	1	1	2	2.0	1	0	3	1	0	0	4	4.0	
LONG BEACH ST	11/17/16	DNP																					
vs Old Dominion	11/23/16	2	0	3	.000	0	1	.000	0	0	.000	0	0	0	1.3	0	0	0	0	0	0	0	2.7
vs Wichita State	11/24/16	DNP																					
vs Baylor	11/25/16	DNP																					
PURDUE	11/30/16	13	0	0	.000	0	0	.000	0	0	.000	0	1	1	1.3	0	0	1	1	0	0	0	2.0
at Grand Canyon	12/3/16	DNP																					
SO. ILLINOIS	12/7/16	14	0	3	.000	0	1	.000	2	21.000	0	0	0	1.0	1	0	2	2	0	2	2	2	2.0
TEXAS SOUTHERN	12/10/16	10	2	5	.400	1	3	.333	2	21.000	1	3	4	1.5	0	0	2	1	0	1	7	2.8	
EASTERN KY	12/17/16	17	4	8	.500	2	3	.667	0	0	.000	0	1	1	1.4	1	0	1	4	0	10	3.9	
KENTUCKY	12/21/16	3	0	0	.000	0	0	.000	0	0	.000	0	2	2	1.5	0	0	0	0	0	0	0	3.4
VIRGINIA	12/28/16	19	4	5	.800	0	1	.000	0	2	.000	0	0	0	1.3	3	0	1	3	0	1	8	3.9
vs Indiana	12/31/16	3	0	2	.000	0	1	.000	0	0	.000	0	2	2	1.4	0	0	0	0	0	0	0	3.5
at Notre Dame	1/4/17	2	0	0	.000	0	0	.000	0	0	.000	0	0	0	1.3	0	0	0	0	0	0	0	3.2
at Georgia Tech	1/7/17	DNP																					
PITTSBURGH	1/11/17	6	1	1	1.000	0	0	.000	0	0	.000	0	1	1	1.3	1	0	0	3	0	0	2	3.1
DUKE	1/14/17	5	1	2	.500	0	0	.000	0	0	.000	0	0	0	1.2	3	0	0	0	1	0	2	3.0
CLEMSON	1/19/17	17	4	8	.500	1	3	.333	0	2	.000	0	3	3	1.3	1	0	0	0	0	1	9	3.4
at Florida State	1/21/17	32	6	17	.353	1	2	.500	3	4	.750	0	3	3	1.4	2	0	1	1	0	0	16	4.3
at Pittsburgh	1/24/17	* 20	4	5	.800	0	0	.000	2	3	.667	0	1	1	1.4	1	0	4	0	0	10	4.6	
NC STATE	1/29/17	DNP (broken bone in hand)																					
at Boston College	2/4/17	DNP (broken bone in hand)																					
at Virginia	2/6/17	DNP (broken bone in hand)																					
MIAMI	2/11/17	DNP (broken bone in hand)																					
at Syracuse	2/13/17	DNP (broken bone in hand)																					
VIRGINIA TECH	2/18/17	DNP (broken bone in hand)																					
at North Carolina	2/22/17	4	1	1	1.000	0	0	.000	0	0	.000	0	0	0	1.3	0	0	0	0	0	1	2	4.5
SYRACUSE	2/26/17	1	0	0	.000	0	0	.000	0	0	.000	0	0	0	1.2	0	0	0	0	0	0	0	4.2
at Wake Forest	3/1/17	11	0	1	.000	0	0	.000	3	4	.750	0	1	1	1.2	0	0	1	2	0	0	3	4.2
NOTRE DAME	3/4/17	1	0	0	.000	0	0	.000	0	0	.000	0	0	0	1.2	0	0	0	1	0	0	0	4.0
vs Duke	3/8/17	3	0	0	.000	0	0	.000	0	0	.000	0	0	0	1.1	0	0	0	0	0	0	0	3.8
vs Jacksonville St.	3/17/17	3	0	0	.000	0	0	.000	0	0	.000	0	0	0	1.0	0	0	0	0	0	0	0	3.6
vs Michigan	3/19/17	15	2	6	.333	0	1	.000	3	4	.750	0	1	1	1.0	2	0	1	1	0	2	7	3.7

10 Tony Hicks Statistics at Louisville

Year	GP	GS	Min	Avg	FG	FGA	Pct	3FG	3FGA	Pct	FT	FTA	Pct	OReb	DReb	Reb	Avg	PF	FO	Ast	TO	Blk	Stl	Pts	Avg
2016-17	23	1	231	10.0	32	81	.395	5	20	.250	17	27	.630	2	22	24	1.0	16	0	19	21	1	10	86	3.7
TOTAL	23	1	231	10.0	32	81	.395	5	20	.250	17	27	.630	2	22	24	1.0	16	0	19	21	1	10	86	3.7

4 Quentin Snider

G 6-2 175 Jr. - 2L Louisville, Ky. (Ballard HS)

■ 2017 All-ACC Academic Men's Basketball team selection, earning the recognition for the third straight year. He was one of a league-high six Cardinals selected for the honor

■ Second in the ACC in assists-to-turnovers ratio (2.74; 22nd in the NCAA). He was eighth in the ACC in assists (4.1).

■ Suffered a strained hip flexor in the second half against Duke on Jan. 14 and missed six games.

■ Over the last 10 games since returning from the injury, he averaged 13 points, 4.3 assists and made 22-of-59 three-pointers (.373).

■ Hit 30-of-63 three-pointers in his 11 ACC games (.476).

■ Recorded a stretch of 20 straight games with a three-pointer, tied for the third-longest in the ACC in 2016-17.

■ Scored at least eight points in all but four games he played in as a junior.

■ Team co-captain was the Cardinals' top returning scorer (9.4 ppg last season) for the second consecutive year.

■ Matched a career-best with 22 points against Pittsburgh, adding five assists (3-of-4 three-pointers).

■ Scored a career-high 22 points against Kentucky and tied a career-high with six rebounds while dishing out five assists and collecting two steals. He was named Bluegrass Sports Commission



4 Quentin Snider		
Games With ...	Season	Career
Double-Figure scoring....	19	38
6 or more rebounds.....	2	2
4 or more assists.....	18	39
A blocked shot.....	0	1
A steal.....	11	34
A three-pointer.....	23	56
20+ points.....	2	4

4 Quentin Snider Game-by-Game

Opponent	Date	GS	Min	FG	FGA	Pct	3-Point		FT	FTA	Pct	Rebounds			Avg	PF	FO	A	TO	Blk	Stl	Pts	Avg	
							FG	FGA				Off	Def	Tot										
EVANSVILLE	11/11/16	*	18	0	1	.000	0	1	.000	3	4	.750	0	2	2	2.0	3	0	3	1	0	0	3	3.0
WM. & MARY	11/14/16	*	26	4	11	.364	4	9	.444	1	2	.500	0	3	3	2.5	1	0	4	2	0	0	13	8.0
LONG BEACH ST	11/17/16	*	27	1	10	.100	0	4	.000	2	3	.667	1	1	2	2.3	0	0	5	1	0	0	4	6.7
vs Old Dominion	11/23/16	*	39	4	13	.308	3	6	.500	7	11	.636	0	1	1	2.0	3	0	4	2	0	0	18	9.5
vs Wichita State	11/24/16	*	35	5	15	.333	2	8	.250	2	21	0.000	1	3	4	2.4	3	0	3	3	0	1	14	10.4
vs Baylor	11/25/16	*	34	6	17	.353	2	8	.250	0	0	.000	2	2	2	2.3	1	0	3	0	0	0	14	11.0
PURDUE	11/30/16	*	31	2	11	.182	0	4	.000	5	7	.714	1	1	2	2.3	0	0	2	2	0	0	9	10.7
at Grand Canyon	12/3/16	*	25	3	9	.333	1	3	.333	2	21	0.000	2	1	3	2.4	4	0	4	0	0	0	9	10.5
SO. ILLINOIS	12/7/16	*	23	2	8	.250	2	4	.500	3	4	.750	0	1	1	2.2	0	0	4	0	0	0	9	10.3
TEXAS SOUTHERN	12/10/16	*	25	5	13	.385	2	5	.400	3	4	.750	1	5	6	2.6	0	0	4	1	0	0	15	10.8
EASTERN KY	12/17/16	*	25	5	7	.714	3	5	.600	0	0	.000	0	1	1	2.5	0	0	6	1	0	0	13	11.0
KENTUCKY	12/21/16	*	37	10	19	.526	2	6	.333	0	0	.000	2	4	6	2.8	3	0	5	3	0	2	22	11.9
VIRGINIA	12/28/16	*	23	2	5	.400	1	2	.500	3	6	.500	1	0	1	2.6	2	0	1	0	0	0	8	11.6
vs Indiana	12/31/16	*	36	2	8	.250	1	4	.250	2	21	0.000	0	1	1	2.5	1	0	3	3	0	3	7	11.3
at Notre Dame	1/4/17	*	32	4	10	.400	3	7	.429	1	2	.500	1	0	1	2.4	3	0	3	0	0	1	12	11.3
at Georgia Tech	1/7/17	*	39	4	10	.400	2	3	.667	2	21	0.000	2	1	3	2.4	1	0	7	2	0	2	12	11.4
PITTSBURGH	1/11/17	*	33	7	11	.636	3	4	.750	5	6	.833	2	1	3	2.5	1	0	5	2	0	2	22	12.0
DUKE	1/14/17	*	35	5	14	.357	3	8	.375	0	0	.000	2	3	5	2.6	0	0	6	2	0	3	13	12.1
CLEMSON	1/19/17	DNP	(hip injury)																					
at Florida State	1/21/17	DNP	(hip injury)																					
at Pittsburgh	1/24/17	DNP	(hip injury)																					
NC STATE	1/29/17	DNP	(hip injury)																					
at Boston College	2/4/17	DNP	(hip injury)																					
at Virginia	2/6/17	DNP	(hip injury)																					
MIAMI	2/11/17	*	33	3	8	.375	3	5	.600	4	41	0.000	1	2	3	2.6	2	0	4	3	0	0	13	12.1
at Syracuse	2/13/17	*	43	5	15	.333	3	9	.333	1	2	.500	1	3	4	2.7	1	0	6	2	0	0	14	12.2
VIRGINIA TECH	2/18/17	*	31	7	12	.583	3	6	.500	2	21	0.000	1	1	2	2.7	0	0	4	2	0	0	19	12.5
at North Carolina	2/22/17	*	32	3	9	.333	1	4	.250	2	4	.500	0	3	3	2.7	3	0	2	3	0	1	9	12.4
SYRACUSE	2/26/17	*	34	5	9	.556	2	5	.400	0	0	.000	1	2	3	2.7	2	0	6	0	0	0	12	12.3
at Wake Forest	3/1/17	*	29	5	12	.417	2	5	.400	3	31	0.000	0	3	3	2.7	2	0	2	1	0	0	15	12.5
NOTRE DAME	3/4/17	*	38	6	8	.750	4	5	.800	1	2	.500	1	1	2	2.7	0	0	6	2	0	0	17	12.6
vs Duke	3/8/17	*	34	5	13	.385	1	6	.167	4	6	.667	0	3	3	2.7	4	0	5	1	0	1	15	12.7
vs Jacksonville St.	3/17/17	*	37	6	14	.429	3	7	.429	1	2	.500	0	4	4	2.7	1	0	5	2	0	1	16	12.9
vs Michigan	3/19/17	*	23	0	9	.000	0	7	.000	0	0	.000	1	0	1	2.7	2	0	3	1	0	0	0	12.4

4 Quentin Snider Statistics

Year	GP	GS	Min	Avg	FG	FGA	Pct	3FG	3FGA	Pct	FT	FTA	Pct	OReb	DReb	Reb	Avg	PF	FO	Ast	TO	Blk	Stl	Pts	Avg
2014-15	36	10	589	16.4	53	152	.349	19	67	.284	21	38	.553	9	49	58	1.6	43	0	47	29	1	11	146	4.1
2015-16	31	24	861	27.8	103	256	.402	40	99	.404	45	60	.750	23	47	70	2.3	60	1	109	40	0	25	291	9.4
2016-17	28	28	877	31.3	116	301	.385	56	150	.373	59	82	.720	22	53	75	2.7	43	0	115	42	0	17	347	12.4
TOTAL	95	62	2327	24.5	272	709	.384	115	316	.364	125	180	.694	54	149	203	2.1	146	1	271	111	1	53	784	8.3

MVP following the game. He was honored as the USBWA Oscar Robertson National Player of the Week and ACC Player of the Week for games Dec. 19-25.

■ Dished out six assists while also scoring 13 points against Eastern Kentucky, earning Billy Minardi Classic MVP honors.

■ His 109 assists with just 40 turnovers last season ranked him fourth in the ACC in assists-to-turnovers ratio (2.73; 43rd in the NCAA).

■ Led the Cardinals with a career-high 21 points at NC State last year while knocking down a four three-pointers.

■ Handed out as many as six assists seven times as a sophomore, including seven assists with one turnover against No. 2/1 North Carolina.

■ Honored as Kentucky's Mr. Basketball as a senior, Snider is the career leader in scoring and assists (633) at Ballard. His 2,442 points passed Allan Houston and DeJuan Wheat. His 371 three-pointers rank third in state history.

■ Born Feb. 14, 1995 ... Major is communication.

4 Quentin Snider Season Highs

Points..... 22 vs. Kentucky (12/21)
vs. Pittsburgh (1/11)
Reb. 6 vs. Texas Southern (12/10)
vs. Kentucky (12/21)
Asst. 7 vs. Georgia Tech (1/7)
Blocks none
Steals 3 vs. Indiana (12/31)
vs. Duke (1/14)
FGM 10 vs. Kentucky (12/21)
FGA 19 vs. Kentucky (12/21)
3FGM 4 vs. William & Mary (11/14)
vs. Notre Dame (3/4)
3FGA 9 vs. William & Mary (11/14)
vs. Syracuse (2/13)
FT 7 vs. Old Dominion (11/23)
FTA 11 vs. Old Dominion (11/23)

4 Quentin Snider Career Highs

Points..... 22 vs. Kentucky (12/21/16)
vs. Pittsburgh (1/11/17)
Reb. 6 vs. Texas Southern (12/10/16)
vs. Kentucky (12/21/16)
Asst. 8 vs. Grand Canyon (12/5/15)
vs. Kennesaw St. (12/16/15)
Blocks 1 vs. Michigan State (3/29/15)
Steals 3 (3 times) *latest*: vs. Duke (1/14/17)
FGM 10 vs. Kentucky (12/21/16)
FGA 19 vs. Kentucky (12/21/16)
3FGM 4 (4 times) *latest*: vs. Notre Dame (3/4/17)
3FGA 9 (3 times) *latest*: vs. Syracuse (2/18/17)
FT 7 vs. Old Dominion (11/23/16)
FTA 11 vs. Old Dominion (11/23/16)

5 Matz Stockman

C 7-0 240 Jr. - 2L Oslo, Norway (Canarias Basketball Academy)

- First name is pronounced Motts.
- Participated in 18 games as a junior, grabbing a rebound in 11 of those.
- Averaged 13.3 minutes of action in the three games Anas Mahmoud missed with a concussion in December 2016. He averaged 8.0 points and 3.3 rebounds in those three games.
- Scored a career-high 10 points at Grand Canyon, finishing the game 3-of-3 from the field and 4-of-5 from the foul line. He scored all of his points in the first half when three other front line players had each picked up two fouls.
- Suffered a concussion in practice on Jan. 2, missing the Cardinals' games at Notre Dame and Georgia Tech. He logged short appearances in six of the last 15 games.
- Scored in 16 of his 23 appearances as a sophomore.
- Scored a season-high eight points against Kennesaw State as a sophomore while grabbing a career-high matching five rebounds.
- One of four players on the Cardinals' roster with international ties.
- Has a 7-6 wingspan.
- Attended and played basketball at the Canarias Basketball Academy in Gran Canaria in Spain's Canary Islands during the 2013-14 season.
- Played handball and soccer (goalie) in high school.



5 Matz Stockman	
Games With ...	Season Career
Double-Figure scoring.....	1
6 or more rebounds.....	0
4 or more assists.....	0
A blocked shot.....	2
A steal.....	2
A three-pointer.....	0
20+ points.....	0

- Stockman and fellow junior Anas Mahmoud are the first seven-footers to play for the Cardinals since Felton Spencer, a 7-0 center from Louisville (1986-90).
- Born Jan. 30, 1995 ... Major is sport administration.

5 Matz Stockman Season Highs

- Points..... 10 vs. Grand Canyon (12/3)
- Reb. 5 vs. Texas Southern (12/10)
- Asst..... 1 (3 times) *latest:* vs. Texas South. (12/10)
- Blocks 1 vs. Long Beach St. (11/17)
vs. Southern Illinois (12/7)
- Steals 1 vs. Southern Illinois (12/7)
vs. Texas Southern (12/10)
- FGM 3 vs. Grand Canyon (12/3)
vs. Southern Illinois (12/7)
- FGA 5 vs. Texas Southern (12/10)
- 3FGM none
- 3FGA none
- FT 4 vs. Grand Canyon (12/3)
- FTA 5 vs. Grand Canyon (12/3)

5 Matz Stockman Career Highs

- Points..... 10 vs. Grand Canyon (12/3/16)
- Reb. 5 (4 times) *latest:* vs. Texas South. (12/10/16)
- Asst..... 1 (8 times) *latest:* vs. Texas South. (12/10/16)
- Blocks 2 (3 times) *latest:* vs. UMKC (12/22/15)
- Steals 1 (5 times) *latest:* vs. Texas South. (12/10/16)
- FGM 4 vs. Kennesaw St. (12/16/15)
- FGA 6 vs. Syracuse (2/17/16)
- 3FGM none
- 3FGA none
- FT 4 vs. Grand Canyon (12/3/16)
- FTA 6 vs. Utah Valley (12/23/15)

5 Matz Stockman Game-by-Game

Opponent	Date	GS	Min	3-Point			Rebounds			Avg	PF	FO	A	TO	Blk	Stl	Pts	Avg				
				FG	FGA	Pct	Off	Def	Tot													
EVANSVILLE	11/11/16	3	2	3	.667	0	0	.000	0	2	.000	2	0	2	2.0	1	0	0	0	4	4.0	
WM. & MARY	11/14/16	1	0	0	.000	0	0	.000	0	0	.000	0	1	1	1.5	0	0	0	0	0	2.0	
LONG BEACH ST	11/17/16	3	0	0	.000	0	0	.000	0	0	.000	0	1	1	1.3	0	0	1	1	0	1.3	
vs Old Dominion	11/23/16	3	0	0	.000	0	0	.000	0	0	.000	0	1	1	1.3	1	0	0	0	0	1.0	
vs Wichita State	11/24/16	3	0	0	.000	0	0	.000	0	0	.000	0	1	1	1.2	0	0	0	0	0	0.8	
vs Baylor	11/25/16	1	0	1	.000	0	0	.000	1	2	.500	1	0	1	1.2	1	0	0	0	0	1.0	
PURDUE	11/30/16	1	0	0	.000	0	0	.000	0	0	.000	0	0	0	1.0	0	0	0	0	0	0.7	
at Grand Canyon	12/3/16	15	3	3	1.000	0	0	.000	4	5	.800	1	2	3	1.3	1	0	0	1	0	10	1.9
SO. ILLINOIS	12/7/16	16	3	4	.750	0	0	.000	1	2	.500	2	0	2	1.3	2	0	1	3	1	7	2.4
TEXAS SOUTHERN	12/10/16	9	2	5	.400	0	0	.000	3	4	.750	4	1	5	1.7	2	0	1	1	0	1	2.9
EASTERN KY	12/17/16	4	0	0	.000	0	0	.000	0	0	.000	1	2	3	1.8	0	0	0	0	0	0	2.6
KENTUCKY	12/21/16	DNP																				
VIRGINIA	12/28/16	DNP																				
vs Indiana	12/31/16	1	0	0	.000	0	0	.000	0	0	.000	0	0	0	1.7	1	0	0	0	0	0	2.4
at Notre Dame	1/4/17	DNP																				
at Georgia Tech	1/7/17	DNP																				
PITTSBURGH	1/11/17	DNP																				
DUKE	1/14/17	DNP																				
CLEMSON	1/19/17	DNP																				
at Florida State	1/21/17	1	0	0	.000	0	0	.000	0	0	.000	0	0	0	1.5	2	0	0	0	0	0	2.2
at Pittsburgh	1/24/17	7	1	1	1.000	0	0	.000	0	0	.000	1	0	1	1.5	4	0	0	1	0	2	2.2
NC STATE	1/29/17	2	0	0	.000	0	0	.000	0	0	.000	0	0	0	1.4	0	0	0	0	0	0	2.1
at Boston College	2/4/17	DNP																				
at Virginia	2/6/17	2	0	0	.000	0	0	.000	0	0	.000	0	0	0	1.3	1	0	0	0	0	0	1.9
MIAMI	2/11/17	DNP																				
at Syracuse	2/13/17	DNP																				
VIRGINIA TECH	2/18/17	DNP																				
at North Carolina	2/22/17	1	0	0	.000	0	0	.000	0	0	.000	0	0	0	1.2	0	0	0	0	0	0	1.8
SYRACUSE	2/26/17	DNP																				
at Wake Forest	3/1/17	1	0	0	.000	0	0	.000	0	0	.000	0	0	0	1.2	0	0	0	0	0	0	1.7
NOTRE DAME	3/4/17	DNP																				
vs Duke	3/8/17	DNP																				
vs Jacksonville St.	3/17/17	DNP																				
vs Michigan	3/19/17	DNP																				

5 Matz Stockman Statistics

Year	GP	GS	Min	Avg	FG	FGA	Pct	3FG	3FGA	Pct	FT	FTA	Pct	OReb	DReb	Reb	Avg	PF	FO	Ast	TO	Blk	Stl	Pts	Avg
2014-15	4	0	22	5.5	2	5	.400	0	0	.000	0	2	.000	2	9	11	2.8	6	0	1	3	4	2	4	1.0
2015-16	23	0	142	6.2	26	47	.553	0	0	.000	10	21	.476	20	19	39	1.7	27	0	4	7	8	1	62	2.7
2016-17	18	0	74	4.1	11	17	.647	0	0	.000	9	15	.600	12	9	21	1.2	16	0	3	7	2	2	31	1.7
TOTAL	45	0	238	5.3	39	69	.565	0	0	.000	19	38	.500	34	37	71	1.6	49	0	8	17	14	5	97	2.2

10 Jaylen Johnson

F 6-9 230 Jr. - 2L Ypsilanti, Mich. (Ypsilanti HS)

■ Primary starter at power forward (26 starts), one of three Cardinals to play in all 34 games.

■ Scored in double figures in 14 games, including four of the last 10.

■ Ranked 20th in the ACC in rebounding (5.8 per game). He was seventh in the ACC and is 102nd nationally in offensive rebounds (2.66) while averaging 20.5 minutes per game.

■ Had 12 points, 10 rebounds and two steals against Clemson, his third double-double of the season and his career.

■ Totalled 14 points and six rebounds against No. 6 Kentucky. He had 13 points and seven rebounds against No. 16 Indiana.

■ Produced double-doubles in three games and missed two others by one rebound or one point. He had scored in double figures twice in his career entering the season and the three double-doubles are his first.

■ Blocked a career-high six shots against Southern Illinois, adding nine points and 10 rebounds.

■ Concentrated on improving his conditioning in the offseason.

■ Starter at power forward for the Cardinals in 22 games as a sophomore, including 18 of the last 19.

■ A finalist for the 2014 Hal Schram Mr. Basketball award in Michigan, Johnson was a first team all-state selection and was the *Ann Arbor News* Washtenaw County Player of the Year

■ His mother Janet Johnson played for Wisconsin and professionally in Portugal. Her 130



10 Jaylen Johnson

Games With ...	Season	Career
Double-Figure scoring	14	16
6 or more rebounds	19	25
4 or more assists	0	0
A blocked shot	9	21
A steal	14	27
A three-pointer	4	7
20+ points	0	0

blocked shots in 1988-89 is the Badgers' single-season record. She moved to Louisville in 2014 from Michigan.

■ Born Aug. 7, 1996 ... Major is communication.

10 Jaylen Johnson Season Highs

Points..... 19 vs. Evansville (11/11)
 Reb. 14 vs. Evansville (11/11)
 Asst..... 2 (5 times) *latest*: vs. Virginia Tech (2/18)
 Blocks 6 vs. Southern Illinois (12/7)
 Steals 2 vs. Clemson (1/19)
 vs. Miami (2/11)
 FGM 9 vs. Evansville (11/11)
 FGA 11 (3 times) *latest*: vs. Kentucky (12/21)
 3FGM 1 (4 times) *latest*: vs. Wake Forest (3/1)
 3FGA 1 (7 times) *latest*: vs. Notre Dame (3/4)
 FT 6 vs. Eastern Kentucky (12/17)
 FTA 7 vs. Southern Illinois (12/7)

10 Jaylen Johnson Career Highs

Points..... 19 vs. Evansville (11/11/16)
 Reb. 14 vs. Evansville (11/11/16)
 Asst..... 3 vs. Virginia Tech (1/27/16)
 Blocks 6 vs. Southern Illinois (12/7/16)
 Steals 2 vs. Clemson (1/19/17)
 vs. Miami (2/11/17)
 FGM 9 vs. Evansville (11/11/16)
 FGA 11 (4 times) *latest*: vs. Kentucky (12/21/16)
 3FGM 1 (7 times) *latest*: vs. Wake Forest (3/1/17)
 3FGA 3 vs. Grand Canyon (12/5/15)
 FT 6 vs. Eastern Kentucky (12/17/16)
 FTA 7 vs. Southern Illinois (12/7/16)

10 Jaylen Johnson Game-by-Game

Opponent	Date	GS	Min	FG	FGA	3-Point			FT	FTA	Rebounds			Avg	PF	FO	A	TO	Blk	Stl	Pts	Avg		
						Pct	FG	FGA			Pct	Off	Def										Tot	
EVANSVILLE	11/11/16	*	24	9	11	.818	1	11.000	0	2	.000	7	7	14	14.0	0	0	1	3	3	0	19	19.0	
WM. & MARY	11/14/16	*	25	5	8	.625	0	0	.000	3	4	.750	5	4	9	11.5	3	0	0	1	0	1	13	16.0
LONG BEACH ST	11/17/16	*	18	7	11	.636	0	1	.000	0	2	.000	4	7	11	11.3	2	0	0	1	1	0	14	15.3
vs Old Dominion	11/23/16	*	28	2	4	.500	0	1	.000	2	5	.400	4	8	12	11.5	3	0	2	2	0	0	6	13.0
vs Wichita State	11/24/16	*	14	0	1	.000	0	0	.000	1	2	.500	1	5	6	10.4	3	0	0	0	0	0	1	10.6
vs Baylor	11/25/16	*	29	5	9	.556	0	0	.000	0	0	.000	5	1	6	9.7	2	0	0	1	0	0	10	10.5
PURDUE	11/30/16	*	13	3	5	.600	0	0	.000	0	0	.000	2	0	2	8.6	2	0	0	0	0	1	6	9.9
at Grand Canyon	12/3/16	*	16	2	5	.400	0	0	.000	1	2	.500	1	3	4	8.0	2	0	1	3	0	0	5	9.3
SO. ILLINOIS	12/7/16	*	25	3	4	.750	0	0	.000	3	7	.429	5	5	10	8.2	2	0	0	3	6	1	9	9.2
TEXAS SOUTHERN	12/10/16	*	23	5	8	.625	0	0	.000	1	2	.500	6	2	8	8.2	2	0	0	2	2	1	11	9.4
EASTERN KY	12/17/16	*	17	2	3	.667	0	0	.000	6	61.000	3	4	7	8.1	4	0	0	1	1	0	10	9.5	
KENTUCKY	12/21/16	*	26	7	11	.636	0	0	.000	0	1	.000	3	3	6	7.9	3	0	0	1	1	1	14	9.8
VIRGINIA	12/28/16	*	17	2	4	.500	0	0	.000	0	0	.000	3	0	3	7.5	2	0	0	1	0	1	4	9.4
vs Indiana	12/31/16		28	5	5	1.000	0	0	.000	3	4	.750	4	3	7	7.5	2	0	2	3	1	0	13	9.6
at Notre Dame	1/4/17		16	1	2	.500	0	0	.000	3	4	.750	1	3	4	7.3	4	0	0	1	0	0	5	9.3
at Georgia Tech	1/7/17		8	0	0	.000	0	0	.000	0	0	.000	0	1	1	6.9	3	0	0	2	1	0	0	8.8
PITTSBURGH	1/11/17		15	2	6	.333	0	0	.000	0	0	.000	1	3	4	6.7	4	0	1	0	0	1	4	8.5
DUKE	1/14/17		16	0	3	.000	0	0	.000	0	0	.000	2	1	3	6.5	1	0	2	1	0	0	0	8.0
CLEMSON	1/19/17	*	27	4	6	.667	0	0	.000	4	5	.800	3	7	10	6.7	2	1	2	0	0	2	12	8.2
at Florida State	1/21/17	*	16	4	5	.800	0	0	.000	2	21.000	0	1	1	6.4	5	1	0	2	0	1	10	8.3	
at Pittsburgh	1/24/17	*	21	2	6	.333	0	0	.000	3	4	.750	3	8	11	6.6	2	0	1	1	0	0	7	8.2
NC STATE	1/29/17	*	24	2	4	.500	0	0	.000	2	3	.667	2	1	3	6.5	1	0	0	2	0	1	6	8.1
at Boston College	2/4/17	*	22	3	3	1.000	0	0	.000	3	5	.600	1	6	7	6.5	1	0	1	1	0	0	9	8.2
at Virginia	2/6/17	*	24	2	4	.500	0	0	.000	0	0	.000	0	0	0	6.2	2	0	1	0	0	1	4	8.0
MIAMI	2/11/17	*	27	3	6	.500	0	0	.000	4	41.000	4	4	8	6.3	3	0	0	1	1	1	2	10	8.1
at Syracuse	2/13/17	*	29	4	7	.571	0	0	.000	2	6	.333	4	3	7	6.3	3	0	0	2	0	1	10	8.2
VIRGINIA TECH	2/18/17	*	30	6	9	.667	0	0	.000	4	5	.800	5	3	8	6.4	2	0	2	1	0	0	16	8.4
at North Carolina	2/22/17	*	22	2	3	.667	1	11.000	0	2	.000	1	1	2	6.2	3	0	0	1	0	0	5	8.3	
SYRACUSE	2/26/17		13	1	3	.333	1	11.000	2	4	.500	1	0	1	6.0	1	0	1	0	0	0	5	8.2	
at Wake Forest	3/1/17		14	4	5	.800	1	11.000	4	41.000	0	0	0	5.8	5	1	0	2	0	0	13	8.4		
NOTRE DAME	3/4/17		15	1	4	.250	0	1	.000	2	21.000	4	3	7	5.9	3	0	0	2	0	0	4	8.2	
vs Duke	3/8/17	*	16	2	3	.667	0	0	.000	0	1	.000	0	4	4	5.8	3	0	1	1	0	0	4	8.1
vs Jacksonville St.	3/17/17	*	13	3	8	.375	0	0	.000	0	0	.000	3	1	4	5.8	1	0	0	0	0	1	6	8.0
vs Michigan	3/19/17	*	25	3	4	.750	0	0	.000	0	0	.000	3	3	6	5.8	1	0	0	2	0	0	6	8.0

10 Jaylen Johnson Statistics

Year	GP	GS	Min	Avg	FG	FGA	Pct	3FG	3FGA	Pct	FT	FTA	Pct	OReb	DReb	Reb	Avg	PF	FO	Ast	TO	Blk	Stl	Pts	Avg
2014-15	23	0	106	4.6	13	27	.481	1	1	1.000	2	5	.400	13	16	29	1.3	20	0	2	6	3	4	29	1.3
2015-16	31	22	541	17.5	70	151	.464	2	10	.200	14	26	.538	50	59	109	3.5	61	0	14	17	10	10	156	5.0
2016-17	34	26	696	20.5	106	180	.589	4	7	.571	55	88	.625	91	105	196	5.8	82	3	18	44	17	16	271	8.0
TOTAL	88	48	1343	15.3	189	358	.528	7	18	.389	71	119	.597	154	180	334	3.8	163	3	34	67	30	30	456	5.2

11 Jay Henderson

G 6-4 180 So. - 1L Orlando, Fla. (Lake Highland Prep)

- Played in 17 games as a sophomore, including 10 of the last 19. He scored a bucket in four minutes of action against Virginia Tech.
- Scored in six game, including a career-high four points at Pittsburgh.
- In a preseason scrimmage, he led the White team in with 29 points, connecting on 9-of-10 shots from the three-point line while adding three assists and a steal.
- Saw action in 11 games as a freshman.
- Walk-on who transferred to UofL from St. John's, where he attended college in 2014-15 but did not play basketball there his freshman year.
- Averaged 13.1 points, 3.3 rebounds, 1.7 assists and 1.5 steals as a senior in 2013-14 in helping Lakeland Prep (28-4) win its second straight Florida Class 4A state championship.
- Twice honored on the state all-tournament team, he scored over 1,100 points in his final three seasons at Lake Highland.
- His father Jay played basketball at Penn State (1986-90), where he received the team's Dave Phillips Memorial Unsung Hero Award.
- Born April 8, 1995 ... Major is business marketing.



11 Jay Henderson		
Games With ...	Season	Career
Double-Figure scoring.....	0	0
6 or more rebounds.....	0	0
4 or more assists.....	0	0
A blocked shot.....	0	0
A steal.....	3	4
A three-pointer.....	1	2
20+ points.....	0	0

11 Jay Henderson Season Highs

- Points..... 4 vs. Pittsburgh (1/24)
- Reb. 1 (3 times) *latest:* vs. North Carolina (2/22)
- Asst..... 1 (3 times) *latest:* vs. North Carolina (2/22)
- Blocks.... none
- Steals..... 1 (3 times) *latest:* vs. Eastern Ky. (12/17)
- FGM..... 1 (5 times) *latest:* vs. Virginia Tech (2/18)
- FGA..... 4 vs. Pittsburgh (1/24)
- 3FGM..... 1 vs. William & Mary (11/14)
- 3FGA..... 2 vs. Pittsburgh (1/24)
- FT..... 2 vs. Long Beach St. (11/17)
vs. Pittsburgh (1/24)
- FTA..... 2 vs. Long Beach St. (11/17)
vs. Pittsburgh (1/24)

11 Jay Henderson Career Highs

- Points..... 4 vs. Pittsburgh (1/24/17)
- Reb. 1 (4 times) *latest:* vs. North Carolina (2/22/17)
- Asst..... 1 (5 times) *latest:* vs. North Carolina (2/22/17)
- Blocks.... none
- Steals..... 2 vs. Kennesaw St. (12/16/15)
- FGM..... 1 (6 times) *latest:* vs. Virginia Tech (2/18/17)
- FGA..... 4 vs. Pittsburgh (1/24/17)
- 3FGM..... 1 vs. Kennesaw St. (12/16/15)
vs. William & Mary (11/14/16)
- 3FGA..... 2 (3 times) *latest:* vs. Pittsburgh (1/24/17)
- FT..... 2 vs. Long Beach St. (11/17/16)
vs. Pittsburgh (1/24/17)
- FTA..... 2 vs. Long Beach St. (11/17/16)
vs. Pittsburgh (1/24/17)

11 Jay Henderson Game-by-Game

Opponent	Date	GS	Min	FG	FGA	3-Point			Rebounds			Avg	PF	FO	A	TO	Blk	Stl	Pts	Avg		
						Pct	FG	FGA	Pct	FT	FTA										Pct	Off
EVANSVILLE	11/11/16	3	0	0	.000	0	0	.000	0	0	0	0	0	0	0	0	0	0	0	0.0		
WM. & MARY	11/14/16	1	1	1	1.000	1	1	1.000	0	0	.000	0	0	0	0	0	0	0	0	3	1.5	
LONG BEACH ST	11/17/16	5	0	2	.000	0	1	.000	2	21	.000	0	0	0	0	1	0	1	0	1	1.7	
vs Old Dominion	11/23/16	DNP																				
vs Wichita State	11/24/16	DNP																				
vs Baylor	11/25/16	1	0	0	.000	0	0	.000	0	0	.000	0	0	0	0	0	0	0	0	0	1.3	
PURDUE	11/30/16	DNP																				
at Grand Canyon	12/3/16	DNP																				
SO. ILLINOIS	12/7/16	DNP																				
TEXAS SOUTHERN	12/10/16	3	1	1	1.000	0	0	.000	0	0	.000	0	0	0	0	0	0	0	1	2	1.4	
EASTERN KY	12/17/16	1	0	0	.000	0	0	.000	0	0	.000	0	0	0	0	0	0	1	0	1	0.2	
KENTUCKY	12/21/16	DNP																				
VIRGINIA	12/28/16	DNP																				
vs Indiana	12/31/16	DNP																				
at Notre Dame	1/4/17	DNP																				
at Georgia Tech	1/7/17	2	0	0	.000	0	0	.000	0	0	.000	0	1	1	0	0	0	1	0	0	1.0	
PITTSBURGH	1/11/17	0	0	0	.000	0	0	.000	0	0	.000	0	0	0	0	0	0	0	0	0	0.9	
DUKE	1/14/17	DNP																				
CLEMSON	1/19/17	1	0	1	.000	0	1	.000	0	0	.000	0	0	0	0	0	0	0	0	0	0.8	
at Florida State	1/21/17	DNP																				
at Pittsburgh	1/24/17	5	1	4	.250	0	2	.000	2	21	.000	0	1	1	0	0	0	0	0	4	1.1	
NC STATE	1/29/17	1	0	0	.000	0	0	.000	0	0	.000	0	0	0	0	0	0	0	0	0	1.0	
at Boston College	2/4/17	1	1	2	.500	0	1	.000	0	0	.000	0	0	0	0	0	0	0	0	2	1.1	
at Virginia	2/6/17	3	0	2	.000	0	1	.000	0	0	.000	0	0	0	0	0	0	0	0	0	1.0	
MIAMI	2/11/17	DNP																				
at Syracuse	2/13/17	DNP																				
VIRGINIA TECH	2/18/17	4	1	2	.500	0	1	.000	0	0	.000	0	0	0	0	1	0	0	0	0	2	1.1
at North Carolina	2/22/17	2	0	1	.000	0	0	.000	0	0	.000	0	1	1	0	2	0	0	1	0	1.0	
SYRACUSE	2/26/17	DNP																				
at Wake Forest	3/1/17	1	0	0	.000	0	0	.000	0	0	.000	0	0	0	0	0	0	0	0	0	0.9	
NOTRE DAME	3/4/17	DNP																				
vs Duke	3/8/17	1	0	0	.000	0	0	.000	0	0	.000	0	0	0	0	0	0	0	0	0	0.9	
vs Jacksonville St.	3/17/17	DNP																				
vs Michigan	3/19/17	DNP																				

11 Jay Henderson Statistics

Year	GP	GS	Min	Avg	FG	FGA	Pct	3FG	3FGA	Pct	FT	FTA	Pct	OReb	DReb	Reb	Avg	PF	FO	Ast	TO	Blk	Stl	Pts	Avg
2015-16	11	0	23	2.1	1	7	.143	1	4	.250	0	0	.000	0	2	2	0.2	2	0	2	1	0	2	3	0.3
2016-17	17	0	35	2.1	5	16	.313	1	8	.125	4	4	1.000	0	3	3	0.2	6	0	3	1	0	3	15	0.9
TOTAL	28	0	58	2.1	6	23	.261	2	12	.167	4	4	1.000	0	5	5	0.2	8	0	5	2	0	5	18	0.6

12 Mangok Mathiang

F/C 6-10 220 Sr. - 3L Melbourne, Australia (IMG Academy)

- Name is pronounced MANG-go, with a silent "K"; MATH-ee-ang.
- Starter at center in 19 games.
- Ranked 18th in the ACC in rebounding (6.0 rpg) and was eighth in the ACC in offensive rebounds (2.58).
- Closed out the season making 16 of his last 19 free throws spanning his last 11 games (.842).
- Matched a career-high with 18 points against Jacksonville State in the NCAA First Round, adding five rebounds and two blocks. He averaged 15.5 points and 4.5 rebounds in the Cardinals' two NCAA Tournament games (14-of-20 field goals).
- Recorded a double-double against Notre Dame in his final home game on Senior Day -- his third of the season and fourth of his career -- finishing with a career-high 18 points and 11 rebounds along with an assist, a block and a steal. It was his first back-to-back double-double, as he totaled 12 points, 10 rebounds and two steals at Wake Forest in his previous game.
- Scored 16 points against Boston College along with four rebounds and two steals.
- Graduated with a bachelor's degree in communication on Dec. 15 and took graduate classes in the 2017 Spring semester.
- Pulled down his 500th career rebound in the Cards' OT win over Syracuse and passed 500 career points vs. Notre Dame.



12 Mangok Mathiang		
Games With ...	Season	Career
Double-Figure scoring.....	13	17
6 or more rebounds.....	15	39
4 or more assists.....	1	1
A blocked shot.....	20	79
A steal.....	14	43
A three-pointer.....	0	0
20+ points.....	0	0

12 Mangok Mathiang Game-by-Game

Opponent	Date	GS	Min	FG	FGA	3-Point		Pct	FT	FTA	Rebounds			Avg	PF	FO	A	TO	Blk	Stl	Pts	Avg		
						FG	FGA				Pct	Off	Def										Tot	
EVANSVILLE	11/11/16	*	20	4	10	.400	0	0	.000	1	2	.500	4	3	7	7.0	2	0	0	1	2	0	9.0	
WM. & MARY	11/14/16	*	23	1	2	.500	0	0	.000	1	6	.167	2	8	10	8.5	1	0	2	0	5	0	6.0	
LONG BEACH ST	11/17/16	*	17	3	7	.429	0	0	.000	5	51.000	5	2	7	8.0	3	0	0	2	0	2	11	7.7	
vs Old Dominion	11/23/16	*	25	3	6	.500	0	0	.000	6	9	.667	1	4	5	7.3	5	1	0	5	0	12	8.8	
vs Wichita State	11/24/16	*	6	0	1	.000	0	0	.000	1	2	.500	0	2	2	6.2	4	0	0	1	0	0	7.2	
vs Baylor	11/25/16	*	19	0	3	.000	0	0	.000	0	0	.000	3	2	5	6.0	3	0	1	0	1	1	6.0	
PURDUE	11/30/16	*	25	5	11	.455	0	0	.000	1	2	.500	2	6	8	6.3	3	0	1	2	0	11	6.7	
at Grand Canyon	12/3/16	*	20	1	4	.250	0	0	.000	1	2	.500	4	4	8	6.5	4	0	1	1	2	1	6.3	
SO. ILLINOIS	12/7/16	*	22	6	9	.667	0	0	.000	3	4	.750	2	4	6	6.4	1	0	0	1	1	0	15	7.2
TEXAS SOUTHERN	12/10/16	*	22	3	4	.750	0	0	.000	4	5	.800	4	4	8	6.6	2	0	1	1	1	0	10	7.5
EASTERN KY	12/17/16	*	20	0	3	.000	0	0	.000	0	0	.000	5	8	13	7.2	3	0	4	1	2	0	6	6.8
KENTUCKY	12/21/16	*	25	0	2	.000	0	0	.000	0	0	.000	1	4	5	7.0	4	0	0	2	2	0	6	6.3
VIRGINIA	12/28/16	*	15	0	0	.000	0	0	.000	0	0	.000	1	4	5	6.8	1	0	1	2	0	1	0	5.8
vs Indiana	12/31/16		6	0	0	.000	0	0	.000	1	2	.500	0	1	1	6.4	3	0	0	0	0	0	1	5.4
at Notre Dame	1/4/17		13	2	3	.667	0	0	.000	0	0	.000	2	1	3	6.2	1	0	0	1	0	1	4	5.3
at Georgia Tech	1/7/17		21	2	8	.250	0	0	.000	3	4	.750	2	4	6	6.2	3	0	0	1	3	0	7	5.4
PITTSBURGH	1/11/17		18	2	4	.500	0	0	.000	1	11.000	1	2	3	6.0	4	0	0	1	3	0	5	5.4	
DUKE	1/14/17		14	3	3	1.000	0	0	.000	1	2	.500	0	1	1	5.7	2	0	0	0	0	0	7	5.5
CLEMSON	1/19/17		22	6	9	.667	0	0	.000	0	1	.000	5	3	8	5.8	3	0	0	2	2	0	12	5.8
at Florida State	1/21/17		33	5	6	.833	0	0	.000	3	6	.500	7	6	13	6.2	2	0	1	1	2	1	13	6.2
at Pittsburgh	1/24/17		17	3	7	.429	0	0	.000	3	4	.750	3	6	9	6.3	3	0	1	0	0	0	9	6.3
NC STATE	1/29/17		25	7	9	.778	0	0	.000	0	0	.000	2	3	5	6.3	2	0	1	0	0	0	14	6.7
at Boston College	2/4/17		24	7	11	.636	0	0	.000	2	21.000	0	4	4	6.2	2	0	1	2	0	2	16	7.1	
at Virginia	2/6/17		DNP																					
MIAMI	2/11/17		32	2	5	.400	0	0	.000	3	4	.750	4	4	8	6.3	2	0	1	0	1	1	7	7.1
at Syracuse	2/13/17	*	21	2	4	.500	0	0	.000	1	11.000	1	3	4	6.2	2	0	1	2	1	1	5	7.0	
VIRGINIA TECH	2/18/17	*	26	3	7	.429	0	0	.000	0	0	.000	2	3	5	6.1	2	0	1	0	1	0	6	7.0
at North Carolina	2/22/17	*	14	3	4	.750	0	0	.000	0	0	.000	2	0	2	6.0	2	0	0	2	0	0	6	6.9
SYRACUSE	2/26/17		13	1	3	.333	0	0	.000	0	0	.000	1	2	3	5.9	2	0	0	3	1	0	2	6.8
at Wake Forest	3/1/17		29	5	10	.500	0	0	.000	2	21.000	6	4	10	6.0	1	0	2	1	1	2	12	6.9	
NOTRE DAME	3/4/17		28	8	17	.471	0	0	.000	2	21.000	6	5	11	6.2	2	0	1	0	1	1	18	7.3	
vs Duke	3/8/17	*	23	3	4	.750	0	0	.000	3	4	.750	2	2	4	6.1	2	0	2	1	3	1	9	7.4
vs Jacksonville St.	3/17/17	*	30	8	13	.615	0	0	.000	2	21.000	2	3	5	6.1	2	0	1	1	2	1	18	7.7	
vs Michigan	3/19/17	*	18	6	7	.857	0	0	.000	1	2	.500	3	1	4	6.0	4	0	0	1	0	0	13	7.8

12 Mangok Mathiang Statistics

Year	GP	GS	Min	Avg	FG	FGA	Pct	3FG	3FGA	Pct	FT	FTA	Pct	OReb	DReb	Reb	Avg	PF	FO	Ast	TO	Blk	Stl	Pts	Avg
2013-14	37	14	545	14.7	47	89	.528	0	0	.000	39	63	.619	68	64	132	3.6	64	1	15	24	51	13	133	3.6
2014-15	34	9	635	18.7	31	80	.388	0	0	.000	26	54	.481	80	79	159	4.7	82	3	16	26	47	19	88	2.6
2015-16	10	2	188	18.8	27	48	.563	0	0	.000	17	29	.586	26	31	57	5.7	22	0	5	11	12	7	71	7.1
2016-17	33	19	686	20.8	104	196	.531	0	0	.000	51	76	.671	85	113	198	6.0	82	1	24	38	37	17	259	7.8
TOTAL	114	44	2054	18.0	209	413	.506	0	0	.000	133	222	.599	259	287	546	4.8	250	5	60	99	147	56	551	4.8

- Matched a career-high with five blocked shots against William & Mary.
- Nominated for the Allstate NABC Good Works Team, which highlights community service and leadership.
- Averaged 7.1 points and 5.7 rebounds over the first 10 games of 2015-16 prior to breaking a bone in his left foot against Western Kentucky on Dec. 19, ending his season.
- Named to the 2015 and 2016 All-ACC Academic Men's Basketball team.
- Ranked sixth in the ACC in blocks as a sophomore (1.4 bpg).
- Led the 23-team 2015 World University Games in rebounding and finished tied for eighth in scoring, producing five double-doubles. He started all eight games for Australia, averaging 13.5 points and 10.3 rebounds.
- Born Oct. 8, 1992 ... Major is communication with a minor in marketing.

12 Mangok Mathiang Season Highs

- Points..... 18 vs. Notre Dame (3/4)
- vs. Jacksonville State (3/17)
- Reb. 13 vs. Eastern Kentucky (12/17)
- vs. Florida State (1/21)
- Asst..... 4 vs. Eastern Kentucky (12/17)
- Blocks 5 vs. William & Mary (11/14)
- Steals 2 (3 times) latest: vs. Wake Forest (3/1)
- FGM 8 vs. Notre Dame (3/4)
- vs. Jacksonville State (3/17)
- FGA 17 vs. Notre Dame (3/4)
- 3FGM none
- 3FGA none
- FT 6 vs. Old Dominion (11/23)
- FTA 9 vs. Old Dominion (11/23)

12 Mangok Mathiang Career Highs

- Points..... 18 vs. Notre Dame (3/4/17)
- vs. Jacksonville State (3/17/17)
- Reb. 13 (3 times) latest: vs. Florida State (1/21/17)
- Asst..... 4 vs. Eastern Kentucky (12/17/16)
- Blocks 5 vs. NC State (2/14/15)
- vs. William & Mary (11/14)
- Steals 3 vs. Cal State Northridge (12/23/14)
- FGM 8 vs. Notre Dame (3/4/17)
- vs. Jacksonville State (3/17/17)
- FGA 17 vs. Notre Dame (3/4/17)
- 3FGM none
- 3FGA none
- FT 6 vs. Old Dominion (11/23/16)
- FTA 9 vs. Old Dominion (11/23/16)

13 Ray Spalding

F 6-10 215 So. - 1L Louisville, Ky. (Trinity HS)

- Started five games at power forward as a sophomore and was one of three Cardinals to play in all 34 games.
- 2017 All-ACC Academic Men's Basketball team selection, earning the recognition for the second straight year.
- Over the last six games of the season, Spalding averaged 8.7 points, 6.2 rebounds, shot 72.4 percent from the field (21-of-29) and blocked four shots.
- In conference games only, he ranked 16th in the ACC in rebounding (6.3).
- Second on the team with 21 dunks.
- Recorded his second career double-double, tying a career-high with 18 points and pulling down 11 rebounds against Syracuse on Feb. 26. He was 8-of-9 from the field while also dishing out two assists and recording two steals.
- Grabbed at least four rebounds in 26 games as a sophomore and had eight double-figure scoring efforts, including 11 points against Jacksonville State in the NCAA First Round.
- Tied his career-high with 12 rebounds against Georgia Tech while scoring six points, blocking two shots and collecting two steals in 26 minutes played.
- Scored 14 points against Grand Canyon, including 12 in the second half.
- Matched a career-best with three assists vs. Long Beach State, adding 10 points, six rebounds, two blocked shots and two steals.
- His 7-6 wingspan aids him in leading the team in deflections in nearly every practice.
- Finished his freshman season averaging 5.6 points and 4.3 rebounds per game as a valuable



13 Ray Spalding	
Games With ...	Season Career
Double-Figure scoring.....	8 12
6 or more rebounds.....	15 23
4 or more assists.....	0 0
A blocked shot.....	18 30
A steal.....	18 35
A three-pointer.....	0 1
20+ points.....	0 0

reserve and a starter in six games. He was second on the team with 22 dunks.

- Two-time first team all-state selection who led Trinity to a 24-6 record as a senior and a 118-21 record in his 4 years.
- His uncle Manuel Forrest played for Louisville (1981-82, 1983-85), who averaged 12.8 points and 5.0 rebounds his senior year with the Cardinals.
- Born March 11, 1997 ... Major is undecided.

13 Ray Spalding Season Highs

Points..... 18 vs. Syracuse (2/26)
 Reb. 12 vs. Georgia Tech (1/7)
 Asst..... 3 vs. Long Beach State (11/17)
 vs. Grand Canyon (12/3)
 Blocks 4 vs. Eastern Kentucky (12/17)
 Steals 2 (6 times) *latest*: vs. Syracuse (2/26)
 FGM 8 vs. Syracuse (2/26)
 FGA 9 vs. Syracuse (2/26)
 3FGM none
 3FGA 1 (3 times) *latest*: vs. Baylor (11/25)
 FT 5 vs. Duke (1/14)
 FTA 7 vs. Duke (1/14)

13 Ray Spalding Career Highs

Points..... 18 vs. North Florida (11/21/15)
 vs. Syracuse (2/26/17)
 Reb. 12 vs. North Florida (11/21/15)
 vs. Georgia Tech (1/7/17)
 Asst..... 3 (3 times) *latest*: vs. Grand Canyon (12/3/16)
 Blocks 4 vs. Eastern Kentucky (12/17/16)
 Steals 4 vs. North Florida (11/21/15)
 FGM 8 vs. North Florida (11/21/15)
 vs. Syracuse (2/26/17)
 FGA 10 vs. North Florida (11/21/15)
 vs. Virginia (1/30/16)
 3FGM 1 vs. Duke (2/20/16)
 3FGA 1 (5 times) *latest*: vs. Baylor (11/25/16)
 FT 5 vs. Duke (1/14/17)
 FTA 7 vs. Duke (1/14/17)

13 Ray Spalding Game-by-Game

Opponent	Date	GS	Min	FG FGA			3-Point			FT FTA			Rebounds			Avg PF	FO	A	TO	Blk	Stl	Pts	Avg
				Pct	FG	FGA	Pct	FG	FGA	Pct	FT	FTA	Pct	Off	Def								
EVANSVILLE	11/11/16	15	1	4	.250	0	1	.000	0	0	.000	1	3	4	4.0	5	1	1	1	1	2	2.0	
WM. & MARY	11/14/16	16	5	6	.833	0	0	.000	0	1	.000	1	3	4	4.0	4	0	0	1	1	1	10	6.0
LONG BEACH ST	11/17/16	21	4	6	.667	0	0	.000	2	4	.500	5	1	6	4.7	2	0	3	1	2	2	10	7.3
vs Old Dominion	11/23/16	15	2	3	.667	0	1	.000	1	2	.500	2	3	5	4.8	5	1	0	0	2	0	5	6.8
vs Wichita State	11/24/16	25	2	5	.400	0	0	.000	0	0	.000	3	6	9	5.6	3	0	1	1	2	0	4	6.2
vs Baylor	11/25/16	16	3	6	.500	0	1	.000	0	0	.000	2	2	4	5.3	1	0	0	0	0	0	6	6.2
PURDUE	11/30/16	26	5	5	1.000	0	0	.000	1	2	.500	1	8	9	5.9	3	0	1	2	1	0	11	6.9
at Grand Canyon	12/3/16	27	5	7	.714	0	0	.000	4	41.000	0	3	3	5.5	4	0	3	1	1	0	14	7.8	
SO. ILLINOIS	12/7/16	17	3	3	1.000	0	0	.000	2	21.000	1	3	4	5.3	1	0	0	1	0	2	8	7.8	
TEXAS SOUTHERN	12/10/16	6	0	0	.000	0	0	.000	2	21.000	0	0	0	4.8	5	1	0	1	0	0	2	7.2	
EASTERN KY	12/17/16	23	4	7	.571	0	0	.000	0	2	.000	0	5	5	4.8	0	0	1	1	4	2	8	7.3
KENTUCKY	12/21/16	13	1	2	.500	0	0	.000	4	41.000	2	5	7	5.0	3	0	1	1	0	0	6	7.2	
VIRGINIA	12/28/16	23	1	2	.500	0	0	.000	1	2	.500	2	4	6	5.1	1	0	1	2	0	0	3	6.8
vs Indiana	12/31/16	* 12	1	1	1.000	0	0	.000	0	0	.000	0	3	3	4.9	4	0	0	0	0	1	2	6.5
at Notre Dame	1/4/17	* 24	3	6	.500	0	0	.000	0	1	.000	3	7	10	5.3	4	0	0	4	1	0	6	6.5
at Georgia Tech	1/7/17	* 26	3	6	.500	0	0	.000	0	3	.000	4	8	12	5.7	3	0	1	0	2	2	6	6.4
PITTSBURGH	1/11/17	* 29	4	5	.800	0	0	.000	3	6	.500	4	4	8	5.8	3	0	1	3	1	0	11	6.7
DUKE	1/14/17	* 24	3	4	.750	0	0	.000	5	7	.714	0	2	2	5.6	4	0	1	2	0	1	11	6.9
CLEMSON	1/19/17	8	0	1	.000	0	0	.000	0	0	.000	0	3	3	5.5	4	0	1	1	1	0	0	6.6
at Florida State	1/21/17	23	1	4	.250	0	0	.000	0	2	.000	2	4	6	5.5	2	0	0	2	1	0	2	6.4
at Pittsburgh	1/24/17	19	1	2	.500	0	0	.000	0	2	.000	2	3	5	5.5	1	0	2	1	3	1	2	6.1
NC STATE	1/29/17	15	2	4	.500	0	0	.000	1	2	.500	2	4	6	5.5	2	0	2	1	1	0	5	6.1
at Boston College	2/4/17	18	0	2	.000	0	0	.000	3	4	.750	3	4	7	5.6	2	0	1	1	0	1	3	6.0
at Virginia	2/6/17	19	1	3	.333	0	0	.000	1	2	.500	2	3	5	5.5	1	0	0	0	0	0	3	5.8
MIAMI	2/11/17	13	0	1	.000	0	0	.000	0	0	.000	0	4	4	5.5	2	0	1	1	0	0	0	5.6
at Syracuse	2/13/17	16	0	2	.000	0	0	.000	1	2	.500	3	2	5	5.5	1	0	0	0	0	1	1	5.4
VIRGINIA TECH	2/18/17	9	2	4	.500	0	0	.000	1	11.000	4	1	5	5.4	1	0	0	0	2	1	5	5.4	
at North Carolina	2/22/17	17	1	4	.250	0	0	.000	0	2	.000	2	2	4	5.4	3	0	0	2	0	2	2	5.3
SYRACUSE	2/26/17	* 28	8	9	.889	0	0	.000	2	6	.333	4	7	11	5.6	3	0	2	3	1	2	18	5.7
at Wake Forest	3/1/17	* 21	4	7	.571	0	0	.000	1	2	.500	3	5	8	5.7	3	0	0	1	2	0	9	5.8
NOTRE DAME	3/4/17	* 25	1	3	.333	0	0	.000	2	21.000	2	5	7	5.7	3	0	0	5	0	0	4	5.8	
vs Duke	3/8/17	23	4	5	.800	0	0	.000	1	3	.333	2	4	6	5.7	3	0	2	2	0	1	9	5.9
vs Jacksonville St.	3/17/17	26	4	4	1.000	0	0	.000	3	31.000	2	2	4	5.7	1	0	1	0	0	1	11	6.0	
vs Michigan	03/19/17	15	0	1	.000	0	0	.000	1	2	.500	1	0	1	5.5	1	0	0	1	0	0	1	5.9

13 Ray Spalding Statistics

Year	GP	GS	Min	Avg	FG	FGA	Pct	3FG	3FGA	Pct	FT	FTA	Pct	OReb	DReb	Reb	Avg	PF	FO	Ast	TO	Blk	Stl	Pts	Avg
2015-16	30	6	525	17.5	70	125	.560	1	3	.333	28	56	.500	50	80	130	4.3	66	0	16	27	20	28	169	5.6
2016-17	34	8	653	19.2	79	134	.590	0	3	.000	42	77	.545	65	123	188	5.5	88	3	27	43	29	22	200	5.9
TOTAL	64	14	1178	18.4	149	259	.575	1	6	.167	70	133	.526	115	203	318	5.0	154	3	43	70	49	50	369	5.8

14 Anas Mahmoud

F/C 7-0 215 Jr. - 2L Cairo, Egypt (West Oaks Academy)



- 2017 All-ACC Academic Men's Basketball team selection.
- Second in the ACC and 38th in the nation in blocked shots (2.10 bpg). He was the Cardinals' leader in field goal percentage (.623).
- Totaled eight points, five rebounds, four blocked shots and two steals at North Carolina.
- Had his best outing in five games at Syracuse with 12 points, eight rebounds, three blocked shots and two steals. He had eight points, nine rebounds and a career-high four steals against the Orange in Louisville.
- Scored a career-high 17 points and pulled down a career-high 11 rebounds against Duke in Louisville (1/14), registering his first career double-double.
- Has blocked a shot in 54 games over his career, blocking a shot in 29 of his 31 games as a junior. He blocked six shots in a game twice in 2016-17 (vs. Wichita State, Notre Dame).
- Scored 14 points at Pitt, making all seven of his field goals.
- Pulled down his 200th career rebound against Syracuse on Feb. 26.
- In his 15 starting assignments, Mahmoud averaged 3.9 points, 5.9 rebounds, and 1.7 blocked shots.
- Finished with 10 points, two assists and two steals while adding three blocked shots against Indiana, making his first start of the season.

14 Anas Mahmoud		
Games With ...	Season	Career
Double-Figure scoring.....	6	7
6 or more rebounds.....	5	10
4 or more assists.....	0	0
A blocked shot.....	29	54
A steal.....	15	26
A three-pointer.....	0	0
20+ points.....	0	0

- Returned to action against Eastern Kentucky after missing the three previous games with a concussion suffered against Purdue.
- Had eight points and eight rebounds vs. Long Beach State off the bench.
- Second on the team in blocked shots with 29 as a sophomore.
- Scored a season-high 15 points at Georgia Tech as a sophomore, connecting on 6-of-9 from the field while pulling down four rebounds and dishing out two assists.
- Came to the United States in September 2013 for his senior year at West Oaks. He began playing basketball on club teams in Egypt when he was 12 and played later with Egyptian national teams.
- Speaks four languages: English, Arabic, French and German.
- Born May 5, 1995 ... Major is marketing.

14 Anas Mahmoud Season Highs

Points..... 17 vs. Duke (1/14)
 Reb. 11 vs. Duke (1/14)
 Asst..... 3 vs. Virginia Tech (2/18)
 Blocks 6 vs. Wichita State (11/24)
 vs. Notre Dame (1/4)
 Steals 4 vs. Syracuse (2/26)
 FGM 7 vs. Pittsburgh (1/24)
 FGA 9 vs. Duke (1/14)
 3FGM none
 3FGA none
 FT 5 vs. Duke (1/14)
 FTA 7 vs. Duke (1/14)

14 Anas Mahmoud Career Highs

Points..... 17 vs. Duke (1/14/17)
 Reb. 11 vs. Duke (1/14/17)
 Asst..... 3 vs. Wake Forest (1/4/15)
 vs. Virginia Tech (2/18/17)
 Blocks 6 vs. Wichita State (11/24/16)
 vs. Notre Dame (1/4/17)
 Steals 4 vs. Syracuse (2/26/17)
 FGM 7 vs. Pittsburgh (1/24/17)
 FGA 9 vs. Georgia Tech (1/23/16)
 vs. Duke (1/14/17)
 3FGM none
 3FGA none
 FT 5 vs. Duke (1/14/17)
 FTA 7 vs. Duke (1/14/17)

14 Anas Mahmoud Game-by-Game

Opponent	Date	GS	Min	FG	FGA	3-Point			FT	FTA	Rebounds			Avg	PF	FO	A	TO	Blk	Stl	Pts	Avg	
						Pct	FG	FGA			Pct	Off	Def										Tot
EVANSVILLE	11/11/16	17	5	5	1.000	0	0	.000	0	0	.000	1	4	5	5.0	2	0	1	1	3	11	10.0	
WM. & MARY	11/14/16	14	1	2	.500	0	0	.000	0	0	.000	2	1	3	4.0	4	0	1	1	1	2	6.0	
LONG BEACH ST	11/17/16	20	4	7	.571	0	0	.000	0	0	.000	3	5	8	5.3	2	0	1	2	0	8	6.7	
vs Old Dominion	11/23/16	16	1	3	.333	0	0	.000	0	0	.000	0	2	2	4.5	4	0	2	1	0	2	5.5	
vs Wichita State	11/24/16	31	1	1	1.000	0	0	.000	3	4	.750	2	3	5	4.6	2	0	1	3	6	0	5.4	
vs Baylor	11/25/16	14	1	1	1.000	0	0	.000	0	0	.000	0	0	0	3.8	3	0	2	0	1	1	4.8	
PURDUE	11/30/16	14	4	4	1.000	0	0	.000	1	2	.500	0	1	1	3.4	5	1	2	0	1	1	9	5.4
at Grand Canyon	12/3/16	DNP			(concussion)																		
SO. ILLINOIS	12/7/16	DNP			(concussion)																		
TEXAS SOUTHERN	12/10/16	DNP			(concussion)																		
EASTERN KY	12/17/16	16	3	5	.600	0	0	.000	0	1	.000	3	1	4	3.5	1	0	0	1	5	2	6	5.5
KENTUCKY	12/21/16	16	0	1	.000	0	0	.000	0	0	.000	2	1	3	3.4	1	0	1	2	2	0	0	4.9
VIRGINIA	12/28/16	25	2	5	.400	0	0	.000	3	5	.600	0	3	3	3.4	1	0	2	2	0	7	5.1	
vs Indiana	12/31/16	* 34	5	8	.625	0	0	.000	0	0	.000	0	2	2	3.3	4	0	2	1	3	2	10	5.5
at Notre Dame	1/4/17	* 27	2	4	.500	0	0	.000	2	21	.000	4	0	4	3.3	4	0	2	0	6	1	6	5.6
at Georgia Tech	1/7/17	* 22	5	6	.833	0	0	.000	0	2	.000	3	2	5	3.5	5	1	0	0	2	0	10	5.9
PITTSBURGH	1/11/17	* 15	1	6	.167	0	0	.000	2	6	.333	1	4	5	3.6	5	1	0	2	2	2	4	5.8
DUKE	1/14/17	* 26	6	9	.667	0	0	.000	5	7	.714	5	6	11	4.1	3	0	0	3	1	2	17	6.5
CLEMSON	1/19/17	* 18	2	3	.667	0	0	.000	2	21	.000	4	1	5	4.1	0	0	2	1	0	0	6	6.5
at Florida State	1/21/17	* 5	0	0	.000	0	0	.000	0	0	.000	0	0	0	3.9	4	0	0	0	0	0	0	6.1
at Pittsburgh	1/24/17	* 16	7	7	1.000	0	0	.000	0	1	.000	1	2	3	3.8	3	0	0	0	2	2	14	6.6
NC STATE	1/29/17	* 14	1	3	.333	0	0	.000	0	0	.000	0	2	2	3.7	4	0	1	1	1	0	2	6.3
at Boston College	2/4/17	* 16	4	6	.667	0	0	.000	0	0	.000	0	3	3	3.7	1	0	0	1	3	0	8	6.4
at Virginia	2/6/17	* 35	1	6	.167	0	0	.000	0	3	.000	0	1	1	3.6	2	0	0	0	2	1	2	6.2
MIAMI	2/11/17	* 8	0	0	.000	0	0	.000	0	0	.000	0	2	2	3.5	0	0	0	3	0	0	0	5.9
at Syracuse	2/13/17	24	4	6	.667	0	0	.000	4	6	.667	3	5	8	3.7	2	0	1	1	3	2	12	6.2
VIRGINIA TECH	2/18/17	14	1	1	1.000	0	0	.000	0	0	.000	2	1	3	3.7	3	0	3	0	1	2	2	6.0
at North Carolina	2/22/17	25	4	5	.800	0	0	.000	0	1	.000	3	2	5	3.7	2	0	1	1	4	2	8	6.1
SYRACUSE	2/26/17	* 25	4	5	.800	0	0	.000	0	0	.000	3	6	9	3.9	4	0	2	2	1	4	8	6.2
at Wake Forest	3/1/17	* 10	0	0	.000	0	0	.000	0	2	.000	0	3	3	3.9	4	0	0	1	1	0	0	5.9
NOTRE DAME	3/4/17	* 12	1	4	.250	0	0	.000	0	0	.000	0	4	4	3.9	2	0	0	1	1	0	2	5.8
vs Duke	3/8/17	19	3	3	1.000	0	0	.000	1	4	.250	2	5	7	4.0	1	0	2	0	2	0	7	5.8
vs Jacksonville St.	3/17/17	10	0	1	.000	0	0	.000	0	2	.000	2	2	4	4.0	1	0	0	0	2	0	0	5.6
vs Michigan	03/19/17	22	3	5	.600	0	0	.000	1	2	.500	2	2	4	4.0	3	0	1	3	3	0	7	5.7

14 Anas Mahmoud Statistics

Year	GP	GS	Min	Avg	FG	FGA	Pct	3FG	3FGA	Pct	FT	FTA	Pct	OReb	DReb	Reb	Avg	PF	FO	Ast	TO	Blk	Stl	Pts	Avg
2014-15	30	2	236	7.9	13	25	.520	0	0	.000	9	12	.750	17	24	41	1.4	30	0	11	14	20	4	35	1.2
2015-16	22	2	288	13.1	29	62	.468	0	0	.000	13	33	.394	25	40	65	3.0	36	2	12	17	29	11	71	3.2
2016-17	31	15	580	18.7	76	122	.623	0	0	.000	24	52	.462	48	76	124	4.0	82	3	26	35	65	27	176	5.7
TOTAL	83	19	1104	13.3	118	209	.565	0	0	.000	46	97	.474	90	140	230	2.8	148	5	49	66	114	42	282	3.4

15 Tyler Sharpe

G 6-1 185 Fr. - HS Mt. Washington, Ky. (Bullitt East HS)

- Walk-on guard played in seven of the Cardinals' 34 games as a freshman.
- Scored his first collegiate points against Pittsburgh on Jan. 24.
- Averaged 19.5 points, 4.3 rebounds and 4.5 assists as a senior in 2015-16 as Bullitt East High School in Mt. Washington, Ky., posted a 27-6 record and reached the regional finals.
- Honored as the 2016 Sixth Region Player of the Year and a finalist for Kentucky's Mr. Basketball.
- Scored 1,606 career points for the Chargers and finished third on Bullitt East's all-time assists list.
- The left-handed guard made 86 three-point goals his senior year with a 34.8 percent accuracy. He set the Bullitt East career three-point record with 243.
- Born Jan. 14, 1998 ... Major is sport administration.



15 Tyler Sharpe		
Games With ...	Season	Career
Double-Figure scoring.....	0	0
6 or more rebounds.....	0	0
4 or more assists.....	0	0
A blocked shot.....	0	0
A steal.....	0	0
A three-pointer.....	0	0
20+ points.....	0	0

15 Tyler Sharpe Season/Career Highs

- Points..... 2 vs. Pittsburgh (1/24)
- Reb. 1 (3 times) *latest:* vs. Pittsburgh (1/24)
- Asst..... 1 vs. Eastern Kentucky (12/17)
- Blocks none
- Steals..... none
- FGM 1 vs. Pittsburgh (1/24)
- FGA 4 vs. Pittsburgh (1/24)
- 3FGM none
- 3FGA 2 vs. Pittsburgh (1/24)
- FT..... none
- FTA..... none

15 Tyler Sharpe Game-by-Game

Opponent	Date	GS	Min	FG	FGA	3-Point			Rebounds			PF	FO	A	TO	Blk	Stl	Pts	Avg	
						Pct	FG	FGA	Pct	FT	FTA									Pct
EVANSVILLE	11/11/16	1	0	0	.000	0	0	.000	0	0	.000	0	0	0	0	0	0	0	0	0.0
WM. & MARY	11/14/16	DNP																		
LONG BEACH ST	11/17/16	1	0	1	.000	0	1	.000	0	0	.000	0	0	0	0	0	0	0	0	0.0
vs Old Dominion	11/23/16	DNP																		
vs Wichita State	11/24/16	DNP																		
vs Baylor	11/25/16	DNP																		
PURDUE	11/30/16	DNP																		
at Grand Canyon	12/3/16	DNP																		
SO. ILLINOIS	12/7/16	1	0	1	.000	0	1	.000	0	0	.000	0	0	0	0	0	0	0	0	0.0
TEXAS SOUTHERN	12/10/16	1	0	1	.000	0	1	.000	0	0	.000	1	0	1	0.3	0	0	0	0	0.0
EASTERN KY	12/17/16	1	0	0	.000	0	0	.000	0	0	.000	0	0	0	0.2	0	0	1	1	0.0
KENTUCKY	12/21/16	DNP																		
VIRGINIA	12/28/16	DNP																		
vs Indiana	12/31/16	DNP																		
at Notre Dame	1/4/17	DNP																		
at Georgia Tech	1/7/17	DNP																		
PITTSBURGH	1/11/17	DNP																		
DUKE	1/14/17	DNP																		
CLEMSON	1/19/17	1	0	1	.000	0	1	.000	0	0	.000	0	1	1	0.3	0	0	0	0	0.0
at Florida State	1/21/17	DNP																		
at Pittsburgh	1/24/17	5	1	4	.250	0	2	.000	0	0	.000	0	1	1	0.4	1	0	0	0	0.3
NC STATE	1/29/17	DNP																		
at Boston College	2/4/17	DNP																		
at Virginia	2/6/17	DNP																		
MIAMI	2/11/17	DNP																		
at Syracuse	2/13/17	DNP																		
VIRGINIA TECH	2/18/17	DNP																		
at North Carolina	2/22/17	DNP																		
SYRACUSE	2/26/17	DNP																		
at Wake Forest	3/1/17	DNP																		
NOTRE DAME	3/4/17	DNP																		
vs Duke	3/8/17	DNP																		
vs Jacksonville St.	3/17/17	DNP																		
svs Michigan	3/19/17	DNP																		

15 Tyler Sharpe Statistics

Year	GP	GS	Min	Avg	FG	FGA	Pct	3FG	3FGA	Pct	FT	FTA	Pct	OReb	DReb	Reb	Avg	PF	FO	Ast	TO	Blk	Stl	Pts	Avg
2016-17	7	0	11	1.6	1	8	.125	0	6	.000	0	0	.000	1	2	3	0.4	1	0	1	1	0	0	2	0.3
TOTAL	7	0	11	1.6	1	8	.125	0	6	.000	0	0	.000	1	2	3	0.4	1	0	1	1	0	0	2	0.3

22 Deng Adel

F 6-7 200 So. - 1L Melbourne, Australia (Victory Rock Prep)

- 2017 All-ACC Academic Men's Basketball team selection, earning the recognition for the second straight year.
- Primary starter at small forward for the Cardinals, scoring in double digits in 22 games.
- Cards' scoring leader over the last six games of the season, averaging 16.3 points, shooting 54 percent from the field (35-of-65), and scoring over 20 points in two of those games and at least 16 points in five of the six.
- Aside from missing the Cardinals' Feb. 6 game at Virginia for breaking curfew, Adel scored in double figures in 12 of his last 15 games, including a career-high 22 points at Wake Forest. He averaged 14.2 points over his last 15 games while shooting 47.2 percent from the field (77-of-163).
- Scored 21 points against Duke in the ACC Tournament, finishing 7-of-14 from the field while grabbing five rebounds.
- Scored a career-high 22 points at Wake Forest while pulling down five rebounds and dishing out three assists.
- Suffered a concussion in the first half at Georgia Tech. He recovered well and contributed 15 points and six rebounds in his next game vs. Pitt.
- Scored 17 points against Indiana, adding four rebounds and four assists.
- Scored 18 points while pulling down six rebounds and dishing out two assists against Kentucky. Also scored 18 points against Clemson and Miami.
- Recorded his first career double-double with 12 points and a career-high 12 rebounds against



22 Deng Adel		Season	Career
Games With ...			
Double-Figure scoring	22	25	
6 or more rebounds	10	12	
4 or more assists	4	5	
A blocked shot	9	10	
A steal	16	19	
A three-pointer	23	28	
20+ points	2	2	

- Southern Illinois.
- Scored 11 of his game-high 15 points in the second half at Grand Canyon.
- Opened his freshman season as the starter at small forward in the first two games before an injury sidelined him for a month. He started the last five games in 2015-16, averaging 7.2 points and 3.2 rebounds per game.
- Top effort as a freshman was in totaling season highs of 13 points, seven rebounds, four assists and 34 minutes against Boston College.
- One of four players on the Cardinals' roster with international ties.
- Has a 7-0 wingspan.
- Was born in Sudan, Africa and moved to Australia as a child, following a similar path as teammate Mangok Mathiang.
- Born Aug. 7, 1996 ... Major is communication.

22 Deng Adel Game-by-Game

Opponent	Date	GS	Min	FG FGA			3-Point			Rebounds			Avg	PF	FO	A	TO	Blk	Stl	Pts	Avg			
				Pct	FG	FGA	Pct	FG	FGA	Pct	Off	Def										Tot		
EVANSVILLE	11/11/16	*	23	1	8	.125	0	3	.000	4	5	.800	1	4	5	5.0	0	0	2	1	0	1	6	6.0
WM. & MARY	11/14/16	*	27	4	9	.444	1	5	.200	7	71.000	1	4	5	5.0	1	0	5	0	0	4	16	11.0	
LONG BEACH ST	11/17/16	*	24	5	9	.556	1	2	.500	0	0	.000	0	3	3	4.3	1	0	3	0	1	0	11	11.0
vs Old Dominion	11/23/16	*	40	2	13	.154	1	3	.333	0	1	.000	0	2	2	3.8	2	0	3	1	0	2	5	9.5
vs Wichita State	11/24/16	*	21	3	6	.500	3	4	.750	2	21.000	0	2	2	3.4	5	1	1	1	0	0	11	9.8	
vs Baylor	11/25/16	*	30	1	9	.111	0	2	.000	2	21.000	1	4	5	3.7	4	0	1	1	0	1	4	8.8	
PURDUE	11/30/16	*	31	3	7	.429	2	4	.500	1	2	.500	1	4	5	3.9	1	0	2	3	0	1	9	8.9
at Grand Canyon	12/3/16	*	29	7	16	.438	1	5	.200	0	0	.000	2	1	3	3.8	3	0	0	1	0	15	9.6	
SO. ILLINOIS	12/7/16	*	26	6	12	.500	0	2	.000	0	1	.000	2	10	12	4.7	2	0	2	1	0	0	12	9.9
TEXAS SOUTHERN	12/10/16	*	33	4	10	.400	2	5	.400	1	2	.500	2	4	6	4.8	1	0	1	2	3	0	11	10.0
EASTERN KY	12/17/16	*	26	2	8	.250	0	3	.000	3	31.000	0	3	3	4.6	1	0	3	2	1	1	7	9.7	
KENTUCKY	12/21/16	*	37	5	10	.500	2	3	.667	6	61.000	1	5	6	4.8	4	0	2	1	0	1	18	10.4	
VIRGINIA	12/28/16	*	27	3	9	.333	0	4	.000	2	3	.667	0	2	2	4.5	0	0	1	1	0	1	8	10.2
vs Indiana	12/31/16	*	32	5	10	.500	3	6	.500	4	41.000	0	4	4	4.5	3	0	4	0	1	0	17	10.7	
at Notre Dame	1/4/17	*	28	4	13	.308	1	6	.167	1	2	.500	2	2	4	4.5	4	0	2	2	0	0	10	10.7
at Georgia Tech	1/7/17	*	12	2	7	.286	2	3	.667	0	0	.000	2	1	3	4.4	0	0	0	0	1	0	6	10.4
PITTSBURGH	1/11/17		32	5	8	.625	0	2	.000	5	7	.714	0	6	6	4.5	1	0	1	4	0	0	15	10.6
DUKE	1/14/17	*	19	2	7	.286	0	2	.000	2	3	.667	0	1	1	4.3	4	0	4	1	0	0	6	10.4
CLEMSON	1/19/17	*	34	6	9	.667	3	5	.600	3	4	.750	0	6	6	4.4	0	0	2	2	0	0	18	10.8
at Florida State	1/21/17	*	36	4	13	.308	0	3	.000	4	6	.667	0	6	6	4.5	0	0	2	1	0	1	12	10.9
at Pittsburgh	1/24/17	*	22	4	5	.800	1	1	1.000	1	11.000	1	5	6	4.5	1	0	3	1	0	1	10	10.8	
NC STATE	1/29/17	*	30	4	11	.364	2	5	.400	0	0	.000	0	3	3	4.5	1	0	3	2	0	0	10	10.8
at Boston College	2/4/17	*	34	7	10	.700	3	4	.750	2	21.000	1	1	2	4.3	0	0	0	2	2	0	19	11.1	
at Virginia	2/6/17	DNP	(curfew violation)																					
MIAMI	2/11/17		36	6	14	.429	4	10	.400	2	3	.667	2	3	5	4.4	0	0	3	0	1	0	18	11.4
at Syracuse	2/13/17	*	38	3	10	.300	2	6	.333	3	6	.500	0	7	7	4.5	1	0	2	5	0	1	11	11.4
VIRGINIA TECH	2/18/17	*	36	4	13	.308	1	4	.250	0	1	.000	1	3	4	4.5	2	0	2	0	0	1	9	11.3
at North Carolina	2/22/17	*	28	4	13	.308	0	3	.000	0	1	.000	0	6	6	4.5	4	0	3	3	1	1	8	11.2
SYRACUSE	2/26/17		23	5	9	.556	0	1	.000	7	9	.778	1	2	3	4.5	2	0	2	2	0	0	17	11.4
at Wake Forest	3/1/17	*	40	9	16	.563	1	3	.333	3	31.000	1	4	5	4.5	4	0	3	1	0	0	12	11.8	
NOTRE DAME	3/4/17	*	34	2	8	.250	2	6	.333	0	0	.000	1	5	6	4.5	2	0	4	0	0	0	6	11.6
vs Duke	3/8/17	*	38	7	14	.500	2	6	.333	5	6	.833	0	5	5	4.5	2	0	1	1	0	0	21	11.9
vs Jacksonville St.	3/17/17	*	28	6	7	.857	2	2	1.000	2	21.000	0	1	1	4.4	3	0	1	1	0	0	16	12.0	
vs Michigan	3/19/17	*	38	6	11	.545	2	4	.500	2	21.000	0	5	5	4.5	2	0	2	2	1	1	16	12.1	

22 Deng Adel Statistics

Year	GP	GS	Min	Avg	FG	FGA	Pct	3FG	3FGA	Pct	FT	FTA	Pct	OReb	DReb	Reb	Avg	PF	FO	Ast	TO	Blk	Stl	Pts	Avg
2015-16	22	8	267	12.1	31	68	.456	7	20	.350	20	27	.741	10	36	46	2.1	23	0	14	26	1	6	89	4.0
2016-17	33	30	992	30.1	141	334	.422	44	127	.346	74	96	.771	23	124	147	4.5	61	1	70	45	12	20	400	12.1
TOTAL	55	38	1259	22.9	172	402	.428	51	147	.347	94	123	.764	33	160	193	3.5	84	1	84	71	13	26	489	8.9

23 David Levitch

G 6-3 180 Sr. - 3L Goshen, Ky. (North Oldham HS)

- Last name is pronounced LEV-itch.
- Saw action in all but two games as a senior, playing a season-high 24 minutes against NC State for his first of three starting nods. He contributed six points and three assists in the game.
- Tied a career-high with three assists in four consecutive games, totaling 15 assists with just two turnovers over a five-game stretch in late January/early February.
- Tied a career-high with nine points at Florida State while dishing out three assists with three rebounds.
- Graduated with a bachelor's degree in sport administration on Dec. 15 and took graduate classes during the 2017 spring semester.
- Scored nine points in 15 minutes in UofL's exhibition win over Bellarmine.
- Pitino had confidence in putting the senior in the game in most any situation.
- A walk-on for this first two seasons and his senior year, he earned a scholarship for his junior year.
- Saw action in 18 games as a junior, scoring in 10.
- Scored a career-high nine points vs. Cal State Northridge during his sophomore year, connecting on a career-best three three-pointers.



23 David Levitch	
Games With ...	Season Career
Double-Figure scoring.....	0 0
6 or more rebounds.....	0 0
4 or more assists.....	0 0
A blocked shot.....	0 0
A steal.....	8 16
A three-pointer.....	10 22
20+ points.....	0 0

- Scored nearly 2,000 career points at North Oldham High School while burying 220 three-point goals in four years.
- His father David played college basketball at Centre College.
- Born Sept. 28, 1994 ... Major is sport administration.

23 David Levitch Season Highs

- Points..... 9 vs. Florida State (1/21)
- Reb. 4 vs. Old Dominion (11/23)
- Asst..... 3 (4 times) latest: vs. Boston College (2/4)
- Blocks.... none
- Steals..... 2 vs. Grand Canyon (12/3)
vs. NC State (1/29)
- FGM 3 vs. Florida State (1/21)
- FGA 7 vs. Boston College (2/4)
- 3FGM 2 (3 times) latest: vs. NC State (1/29)
- 3FGA 5 vs. NC State (1/29)
- FT..... 2 vs. Florida State (1/21)
vs. Pittsburgh (1/11)
- FTA..... 3 vs. William & Mary (11/14)
vs. Texas Southern (12/10)

23 David Levitch Career Highs

- Points..... 9 (3 times) latest: vs. Florida State (1/21/17)
- Reb. 4 vs. Old Dominion (11/23/16)
- Asst..... 3 (4 times) latest: vs. Boston College (2/4/17)
- Blocks.... none
- Steals..... 2 (4 times) latest: vs. NC State (1/29/17)
- FGM 3 (4 times) latest: vs. Florida State (1/21/17)
- FGA 7 vs. Boston College (2/4/17)
- 3FGM 3 vs. Cal State Northridge (12/23/14)
- 3FGA 5 vs. NC State (1/29/17)
- FT..... 4 vs. Utah Valley (12/23/15)
- FTA..... 4 (4 times) latest: Utah Valley (12/23/15)

23 David Levitch Game-by-Game

Opponent	Date	GS	Min	FG FGA			3-Point			FT FTA			Rebounds			Avg	PF	FO	A	TO	Blk	Stl	Pts	Avg
				Pct	FG	FGA	Pct	FG	FGA	Pct	FT	FTA	Pct	Off	Def									
EVANSVILLE	11/11/16	12	0	2	.000	0	0	.000	0	0	.000	0	3	3	3.0	0	0	2	0	0	1	0	0.0	
WM. & MARY	11/14/16	4	0	2	.000	0	1	.000	1	3	.333	1	0	1	2.0	0	0	0	0	0	1	0	0.5	
LONG BEACH ST	11/17/16	9	2	3	.667	2	2	1.000	0	0	.000	1	0	1	1.7	0	0	0	0	1	6	2.3		
vs Old Dominion	11/23/16	7	1	2	.500	1	2	.500	0	0	.000	1	3	4	2.3	0	0	0	0	1	3	2.5		
vs Wichita State	11/24/16	8	1	1	1.000	0	0	.000	0	0	.000	0	0	0	1.8	0	0	2	0	0	2	2.4		
vs Baylor	11/25/16	7	1	1	1.000	0	0	.000	0	0	.000	0	1	1	1.7	1	0	0	0	0	2	2.3		
PURDUE	11/30/16	5	1	1	1.000	0	0	.000	0	0	.000	0	0	0	1.4	0	0	0	0	0	2	2.3		
at Grand Canyon	12/3/16	14	0	1	.000	0	1	.000	0	0	.000	0	2	2	1.5	0	0	2	0	2	0	2.0		
SO. ILLINOIS	12/7/16	6	1	2	.500	0	0	.000	0	0	.000	0	0	0	1.3	3	0	0	0	0	2	2.0		
TEXAS SOUTHERN	12/10/16	13	1	3	.333	1	2	.500	1	3	.333	2	1	3	1.5	0	1	0	0	1	4	2.2		
EASTERN KY	12/17/16	9	2	3	.667	2	3	.667	0	0	.000	0	0	0	1.4	1	0	2	1	0	6	2.5		
KENTUCKY	12/21/16	12	0	2	.000	0	0	.000	0	2	.000	1	0	1	1.3	1	0	0	0	0	0	2.3		
VIRGINIA	12/28/16	DNP																						
vs Indiana	12/31/16	2	0	0	.000	0	0	.000	0	0	.000	0	0	0	1.2	1	0	0	0	0	0	2.2		
at Notre Dame	1/4/17	5	0	0	.000	0	0	.000	0	0	.000	0	0	0	1.1	0	0	1	0	0	0	2.0		
at Georgia Tech	1/7/17	13	0	1	.000	0	1	.000	0	0	.000	1	1	2	1.2	2	0	1	0	0	1	1.9		
PITTSBURGH	1/11/17	10	1	1	1.000	1	1	1.000	2	2	1.000	0	1	1	1.2	0	0	1	0	0	5	2.1		
DUKE	1/14/17	3	0	0	.000	0	0	.000	0	0	.000	0	0	0	1.1	2	0	0	0	0	0	1.9		
CLEMSON	1/19/17	17	1	3	.333	1	2	.500	0	0	.000	1	0	1	1.1	2	0	0	1	0	3	2.0		
at Florida State	1/21/17	23	3	4	.750	1	2	.500	2	2	1.000	1	2	3	1.2	4	0	3	0	0	9	2.4		
at Pittsburgh	1/24/17	14	0	2	.000	0	2	.000	0	0	.000	0	3	3	1.3	1	0	3	1	0	0	2.3		
NC STATE	1/29/17	* 24	2	5	.400	2	5	.400	0	0	.000	1	0	1	1.3	3	0	3	0	2	6	2.4		
at Boston College	2/4/17	* 22	1	7	.143	1	4	.250	0	0	.000	0	2	2	1.3	2	0	3	1	0	3	2.5		
at Virginia	2/6/17	* 23	1	2	.500	1	2	.500	0	0	.000	0	2	2	1.3	4	0	2	0	0	3	2.5		
MIAMI	2/11/17	4	1	3	.333	0	2	.000	0	0	.000	0	2	2	1.4	1	0	0	0	0	2	2.5		
at Syracuse	2/13/17	6	0	1	.000	0	1	.000	0	1	.000	0	0	0	1.3	0	0	0	0	1	0	2.4		
VIRGINIA TECH	2/18/17	3	0	1	.000	0	0	.000	0	0	.000	0	0	0	1.3	1	0	1	0	0	0	2.3		
at North Carolina	2/22/17	DNP																						
SYRACUSE	2/26/17	8	0	0	.000	0	0	.000	0	0	.000	0	1	1	1.3	0	0	0	1	0	0	2.2		
at Wake Forest	3/1/17	3	0	0	.000	0	0	.000	0	0	.000	0	0	0	1.2	1	0	1	1	0	0	2.1		
NOTRE DAME	3/4/17	1	0	0	.000	0	0	.000	0	0	.000	0	0	0	1.2	0	0	0	0	0	0	2.0		
vs Duke	3/8/17	6	0	1	.000	0	1	.000	0	0	.000	1	2	3	1.2	2	0	1	1	0	0	2.0		
vs Jacksonville St.	3/17/17	1	0	0	.000	0	0	.000	0	0	.000	0	0	0	1.2	0	0	0	0	0	0	1.9		
vs Michigan	03/19/17	2	0	0	.000	0	0	.000	0	0	.000	0	1	1	1.2	0	0	0	0	0	0	1.8		

23 David Levitch Statistics

Year	GP	GS	Min	Avg	FG	FGA	Pct	3FG	3FGA	Pct	FT	FTA	Pct	OReb	DReb	Reb	Avg	PF	FO	Ast	TO	Blk	Stl	Pts	Avg
2013-14	18	0	47	2.6	4	15	.267	3	8	.375	5	8	.625	0	6	6	0.3	7	0	3	3	0	1	16	0.9
2014-15	21	1	101	4.8	4	15	.267	4	10	.400	12	17	.706	4	2	6	0.3	13	0	6	5	0	4	24	1.1
2015-16	18	0	127	7.1	13	20	.650	8	12	.667	8	11	.727	4	8	12	0.7	10	0	9	5	0	5	42	2.3
2016-17	32	3	296	9.3	20	54	.370	13	34	.382	6	13	.462	11	27	38	1.2	32	0	29	7	0	10	59	1.8
TOTAL	89	4	571	6.4	41	104	.394	28	64	.438	31	49	.633	19	43	62	0.7	62	0	47	20	0	20	141	1.6

30 Ryan McMahon

G 6-0 170 Fr. - RS Sarasota, Fla. (Cardinal Mooney HS)



- Saw action in 28 games as a freshman.
- Scored seven points in overtime at Syracuse, including the first five points of the period and the final two game-clinching free throws. He followed that performance hitting 3-of-4 three-pointers against Virginia Tech.
- 19 of his 20 field goals on the season were three-pointers.
- Redshirted during the 2015-16 season, he is the best long-range shooter for the Cardinals.
- Buried a pair of three-pointers against No. 15 Purdue.
- Quality 15 minutes against Long Beach State with six points, five assists and three rebounds, connecting on both of his three-point attempts.
- Redshirted during the 2015-16 season, he is the best long-range shooter for the Cardinals.
- Averaged 26.4 points, 3.3 assists, 3.0 rebounds and 2.5 steals as a senior in 2014-15 in leading Cardinal Mooney to a 26-4 record and the state final four for the first time in school history. He made 51 percent of his three-pointers (127 of 249) and 83 percent at the free throw line.
- Honored as the 2015 Florida Class 3A Player of the Year, he was third in the 2015 voting for Florida Mr. Basketball.
- His father Dave played basketball at Valparaiso, his mother Kim played volleyball and his sister played volleyball at Jacksonville.
- Born Sept. 22, 1996 ...Major is finance.

30 Ryan McMahon		
Games With ...	Season	Career
Double-Figure scoring.....	1	1
6 or more rebounds.....	0	0
4 or more assists.....	2	2
A blocked shot.....	2	2
A steal.....	5	5
A three-pointer.....	10	10
20+ points.....	0	0

30 Ryan McMahon Season/Career Highs

- Points..... 15 vs. Pittsburgh (1/24)
- Reb. 3 vs. Long Beach St. (11/17)
- Asst..... 5 vs. Long Beach St. (11/17)
vs. Pittsburgh (1/24)
- Blocks 1 vs. Long Beach St. (11/17)
vs. Eastern Kentucky (12/17)
- Steals 2 vs. Virginia (2/6)
- FGM 5 vs. Pittsburgh (1/24)
- FGA 8 vs. Pittsburgh (1/24)
- 3FGM 5 vs. Pittsburgh (1/24)
- 3FGA 7 vs. Pittsburgh (1/24)
- FT..... 2 (6 times) *latest:* vs. Syracuse (2/13)
- FTA..... 3 vs. Notre Dame (1/4)
vs. Syracuse (2/13)

30 Ryan McMahon Game-by-Game

Opponent	Date	G		Min		FG FGA		Pct		3-Point		FT FTA		Rebounds			Avg		PF		FO		A		Blk		Stl		Pts		Avg	
		GS	Min	FG	FGA	Pct	FG	FGA	Pct	FT	FTA	Pct	Off	Def	Tot	Pct	PF	FO	A	TO	Blk	Stl	Pts	Avg								
EVANSVILLE	11/11/16	6	0	2	.000	0	1	.000	0	0	.000	0	0	0	0.0	3	0	0	0	0	0	0	0	0	0	0	0	0	0.0			
WM. & MARY	11/14/16	5	0	1	.000	0	1	.000	0	0	.000	0	0	0	0.0	0	0	3	0	0	0	0	0	0	0	0	0	0	0.0			
LONG BEACH ST	11/17/16	15	2	2	1.000	2	2	1.000	0	0	.000	0	3	3	1.0	3	0	5	1	1	1	1	6	2	0	0	0	0	2.0			
vs Old Dominion	11/23/16	2	0	0	.000	0	0	.000	0	0	.000	0	0	0	0.8	0	0	0	0	0	0	0	0	0	0	0	0	1.5				
vs Wichita State	11/24/16	2	0	1	.000	0	1	.000	0	0	.000	0	1	1	0.8	0	0	0	1	0	0	0	0	0	0	0	0	1.2				
vs Baylor	11/25/16	1	0	1	.000	0	1	.000	2	2	1.000	0	0	0	0.7	0	0	0	0	0	0	0	0	0	0	0	2	1.3				
PURDUE	11/30/16	9	2	2	1.000	2	2	1.000	0	0	.000	0	1	1	0.7	1	0	1	0	0	1	6	2	0	0	0	0	2.0				
at Grand Canyon	12/3/16	4	0	1	.000	0	1	.000	0	0	.000	0	0	0	0.6	1	0	0	0	0	0	0	0	0	0	0	0	1.8				
SO. ILLINOIS	12/7/16	10	0	3	.000	0	3	.000	0	0	.000	0	0	0	0.6	1	0	1	0	0	0	0	0	0	0	0	0	1.6				
TEXAS SOUTHERN	12/10/16	10	2	6	.333	2	5	.400	2	2	1.000	0	1	1	0.6	2	0	0	0	0	0	0	0	0	0	0	8	2.2				
EASTERN KY	12/17/16	9	1	2	.500	1	2	.500	0	0	.000	0	1	1	0.6	1	0	0	1	1	0	3	2	3	0	0	0	2.3				
KENTUCKY	12/21/16	DNP																														
VIRGINIA	12/28/16	2	0	0	.000	0	0	.000	2	2	1.000	0	0	0	0.6	1	0	0	1	0	0	2	2	0	0	0	0	2.3				
vs Indiana	12/31/16	DNP																														
at Notre Dame	1/4/17	5	1	3	.333	1	3	.333	2	3	.667	0	1	1	0.6	0	0	0	0	0	0	5	2	5	0	0	0	0	2.5			
at Georgia Tech	1/7/17	2	0	0	.000	0	0	.000	0	0	.000	0	0	0	0.6	1	0	0	1	0	0	0	0	0	0	0	0	2.3				
PITTSBURGH	1/11/17	1	0	1	.000	0	0	.000	0	0	.000	0	0	0	0.5	0	0	0	0	0	0	0	0	0	0	0	0	2.1				
DUKE	1/14/17	DNP																														
CLEMSON	1/19/17	2	0	0	.000	0	0	.000	0	0	.000	0	0	0	0.5	0	0	0	0	0	0	0	0	0	0	0	0	2.0				
at Florida State	1/21/17	4	0	2	.000	0	2	.000	0	0	.000	0	0	0	0.5	1	0	0	0	0	0	0	0	0	0	0	0	1.9				
at Pittsburgh	1/24/17	15	5	8	.625	5	7	.714	0	0	.000	0	0	0	0.4	1	0	5	1	0	1	15	2	6	2	0	0	2.6				
NC STATE	1/29/17	11	1	3	.333	1	3	.333	2	2	1.000	0	0	0	0.4	3	0	1	0	0	1	5	2	7	0	0	0	2.7				
at Boston College	2/4/17	9	0	1	.000	0	1	.000	0	0	.000	0	1	1	0.5	4	0	0	0	0	0	0	0	0	0	0	0	2.6				
at Virginia	2/6/17	19	1	6	.167	1	5	.200	0	0	.000	1	0	1	0.5	1	0	1	1	0	2	3	2	6	0	0	0	2.6				
MIAMI	2/11/17	4	0	1	.000	0	1	.000	0	0	.000	0	0	0	0.5	2	0	0	0	0	0	0	0	0	0	0	0	2.5				
at Syracuse	2/13/17	5	2	3	.667	1	2	.500	2	3	.667	1	0	1	0.5	0	0	0	0	0	0	7	2	7	0	0	0	2.7				
VIRGINIA TECH	2/18/17	9	3	6	.500	3	4	.750	0	0	.000	0	1	1	0.5	1	0	0	0	0	0	9	3	0	0	0	0	3.0				
at North Carolina	2/22/17	5	0	2	.000	0	2	.000	0	0	.000	0	1	1	0.5	2	0	0	1	0	0	0	0	0	0	0	0	2.8				
SYRACUSE	2/26/17	8	0	2	.000	0	2	.000	0	0	.000	0	1	1	0.5	1	0	0	1	0	0	0	0	0	0	0	0	2.7				
at Wake Forest	3/1/17	2	0	1	.000	0	1	.000	0	0	.000	0	0	0	0.5	0	0	0	1	0	0	0	0	0	0	0	0	2.6				
NOTRE DAME	3/4/17	DNP																														
vs Duke	3/8/17	0	0	0	.000	0	0	.000	0	0	.000	0	0	0	0.5	0	0	0	0	0	0	0	0	0	0	0	0	2.5				
vs Jacksonville St.	3/17/17	DNP																														
vs Michigan	3/19/17	DNP																														

30 Ryan McMahon Statistics

Year	GP	GS	Min	Avg	FG	FGA	Pct	3FG	3FGA	Pct	FT	FTA	Pct	OReb	DReb	Reb	Avg	PF	FO	Ast	TO	Blk	Stl	Pts	Avg
2016-17	28	0	176	6.3	20	60	.333	19	52	.365	12	14	.857	2	12	14	0.5	30	0	17	10	2	6	71	2.5
TOTAL	28	0	176	6.3	20	60	.333	19	52	.365	12	14	.857	2	12	14	0.5	30	0	17	10	2	6	71	2.5

45 Donovan Mitchell

G 6-3 195 So. - 1L Greenwich, Conn. (Brewster Academy)

■ Named to the 2016-17 National Association of Basketball Coaches (NABC) All-District 2 first team and USBWA All-District IV first team.

■ Honored on 2017 All-ACC five-man first team and selected to the All-Defensive Team as well.

■ Starter at shooting guard for the Cardinals, scoring in double figures in 24 games. His scoring jump from 7.8 points per game as a freshman to 15.6 ppg in 2016-17 was the fourth most improved among ACC players.

■ Led the ACC and ranked 23rd in the nation in steals. His 70 steals in 34 games nearly tripled his freshman year total (25).

■ One of three Cardinals to play in all 34 games.

■ Since scoring 25 points against Indiana on New Year's Eve, over the last 21 games he averaged 18.1 points, 3.1 assists and 2.1 steals (59-of-153 threes, .386). He scored at least 15 points in 17 of the last 21 games, including nine with 20 or more.

■ Grabbed a career-high 10 rebounds against Jacksonville State in the NCAA Tournament First Round, matched his season high with five assists and added three steals and nine points. He totaled Cardinal team highs of 19 points, seven rebounds and five assists against Michigan in the NCAA Second Round.

■ Named ACC and NCAA.com Player of the Week for games Jan. 23-29 when he averaged 28.5 points, five rebounds, four assists and shot 60 percent from the field, including 67 percent from the three-point line (12-of-18). He scored a career-high 29 points at Pittsburgh and 28 points against NC State.



45 Donovan Mitchell		
Games With ...	Season	Career
Double-Figure scoring.....	24	37
6 or more rebounds.....	9	16
4 or more assists.....	9	11
A blocked shot.....	9	13
A steal.....	31	46
A three-pointer.....	30	44
20+ points.....	9	9

Donovan Mitchell		
	1st 13 G	L 21 G
Points	11.5	18.1
Rebounds	5.3	4.5
Assists	2.1	3.1
Total Steals	28	41
Total 3's	21	59
3-Point Pct.	.288	.386
FG Pct.	.357	.432

■ In league games only, Mitchell was sixth in the ACC in scoring (18.1), tied for second in three-pointers made (2.9 per game), 10th in free throw percentage (.825) and led the league in steals (2.1 per game).

■ Scored a career-high 29 points against Pittsburgh, while knocking down a career-best 6-of-8 from behind the arc.

■ Handed out a season-high matching five assists at Notre Dame while scoring 20 points and grabbing five steals, the second-most of his career for both.

■ Blocked four shots vs. William & Mary, one more than his entire freshman year. He added nine points, five rebounds and three assists in the game.

■ Trimmed 15 pounds and significantly improved his shot in the offseason.

■ Played at least 10 minutes in every game as a freshman and was a starter on five occasions. He scored in double figures in 13 games.

■ Started his first collegiate game against Wake Forest, scoring a season-high 18 points and pulling down a season-best eight rebounds.

■ One of just 10 players in Louisville history to score as many as 14 points in a freshman career debut.

■ Averaged 14.3 points, 5.7 rebounds, 2.4 assists and 1.8 steals in 2014-15, helping Brewster Academy to a 34-1 record and its second straight National Prep Championship in 2015. He was an All-New England AAA first team selection by NEPSAC. He was elected the school president.

■ Born Sept. 7, 1996 ... Major is communication.

45 Donovan Mitchell Season Highs

Points..... 29 vs. Pittsburgh (1/24)
 Reb. 10 vs. Jacksonville State (3/17)
 Asst..... 5 (5 times) *latest*: vs. Michigan (3/19)
 Blocks 4 vs. William & Mary (11/14)
 Steals 7 vs. Old Dominion (11/23)
 FGM 9 (3 times) *latest*: vs. Syracuse (2/26)
 FGA 20 vs. Notre Dame (1/4)
 3FGM 6 (3 times) *latest*: vs. Syracuse (2/26)
 3FGA 10 (3 times) *latest*: vs. Syracuse (2/26)
 FT..... 7 vs. Notre Dame (3/4)
 FTA..... 8 vs. Notre Dame (3/4)

45 Donovan Mitchell Career Highs

Points..... 29 vs. Pittsburgh (1/24/17)
 Reb. 10 vs. Jacksonville State (3/17/17)
 Asst..... 7 vs. Eastern Michigan (12/12/15)
 Blocks 4 vs. William & Mary (11/14/16)
 Steals 7 vs. Old Dominion (11/23/16)
 FGM 9 (3 times) *latest*: vs. Syracuse (2/26/17)
 FGA 20 vs. Notre Dame (1/4/17)
 3FGM 6 (3 times) *latest*: vs. Syracuse (2/26/17)
 3FGA 10 (3 times) *latest*: vs. Syracuse (2/26/17)
 FT..... 7 vs. Notre Dame (3/4/17)
 FTA..... 8 vs. Notre Dame (3/4/17)

45 Donovan Mitchell Game-by-Game

Opponent	Date	GS	Min	3-Point				Rebounds				Avg	PF	FO	A	TO	Blk	Stl	Pts	Avg				
				FG	FGA	Pct	FG	FGA	Pct	FT	FTA										Pct	Off	Def	Tot
EVANSVILLE	11/11/16	*	26	6	11	.545	2	6	.333	1	2	.500	2	3	5	5.0	0	0	3	3	0	4	15	15.0
WM. & MARY	11/14/16	*	29	4	10	.400	1	5	.200	0	0	.000	1	4	5	5.0	3	0	3	2	4	1	9	12.0
LONG BEACH ST	11/17/16	*	27	3	10	.300	2	5	.400	0	0	.000	2	4	6	5.3	0	0	1	2	1	2	8	10.7
vs Old Dominion	11/23/16	*	40	4	16	.250	3	6	.500	4	5	.800	3	4	7	5.8	3	0	2	2	0	7	15	11.8
vs Wichita State	11/24/16	*	35	5	13	.385	2	8	.250	2	3	.667	1	7	8	6.2	1	0	5	1	0	3	14	12.2
vs Baylor	11/25/16	*	36	6	11	.545	2	5	.400	3	4	.750	2	6	8	6.5	3	0	4	4	0	1	17	13.0
PURDUE	11/30/16	*	32	3	9	.333	0	3	.000	2	21	0.000	1	4	5	6.3	4	0	1	2	1	1	8	12.3
at Grand Canyon	12/3/16	*	26	4	9	.444	1	3	.333	0	0	.000	1	3	4	6.0	0	0	1	1	1	1	9	11.9
SO. ILLINOIS	12/7/16	*	26	2	8	.250	1	5	.200	2	4	.500	0	3	3	5.7	0	0	3	1	1	2	7	11.3
TEXAS SOUTHERN	12/10/16	*	27	4	14	.286	2	9	.222	2	21	0.000	3	2	5	5.6	2	0	3	0	0	4	12	11.4
EASTERN KY	12/17/16	*	19	4	9	.444	2	7	.286	5	51	0.000	1	6	7	5.7	3	0	0	2	0	1	15	11.7
KENTUCKY	12/21/16	*	28	3	12	.250	2	5	.400	5	7	.714	0	4	4	5.6	3	0	1	4	0	0	13	11.8
VIRGINIA	12/28/16	*	36	3	11	.273	1	6	.167	0	0	.000	0	2	2	5.3	4	0	0	1	0	1	7	11.5
vs Indiana	12/31/16		33	8	15	.533	4	8	.500	5	6	.833	1	2	3	5.1	2	0	3	1	0	1	25	12.4
at Notre Dame	1/4/17	*	39	7	20	.350	2	10	.200	4	41	0.000	0	4	4	5.1	0	0	5	1	0	5	20	12.9
at Georgia Tech	1/7/17	*	36	6	15	.400	5	7	.714	3	5	.600	0	3	3	4.9	1	0	4	1	3	1	20	13.4
PITTSBURGH	1/11/17	*	32	4	13	.308	2	7	.286	5	6	.833	2	6	8	5.1	4	0	3	2	0	3	15	13.5
DUKE	1/14/17	*	36	6	12	.500	3	5	.600	0	1	.000	0	5	5	5.1	4	0	3	1	0	1	15	13.6
CLEMSON	1/19/17	*	31	8	15	.533	2	7	.286	0	0	.000	0	4	4	5.1	3	0	4	2	0	3	18	13.8
at Florida State	1/21/17	*	20	2	10	.200	0	3	.000	2	21	0.000	1	2	3	5.0	4	0	0	2	1	0	6	13.4
at Pittsburgh	1/24/17	*	25	9	13	.692	6	8	.750	5	6	.833	1	1	2	4.8	1	0	3	3	0	1	29	14.1
NC STATE	1/29/17	*	37	9	17	.529	6	10	.600	4	41	0.000	2	6	8	5.0	3	0	5	2	0	2	28	14.8
at Boston College	2/4/17	*	32	7	10	.700	2	4	.500	3	31	0.000	0	3	3	4.9	4	0	3	1	0	4	19	15.0
at Virginia	2/6/17	*	38	6	17	.353	0	5	.000	4	41	0.000	1	3	4	4.8	1	0	3	2	0	4	16	15.0
MIAMI	2/11/17	*	38	6	17	.353	3	9	.333	3	5	.600	1	1	2	4.7	4	0	4	1	1	1	18	15.1
at Syracuse	2/13/17	*	36	6	13	.462	2	7	.286	2	3	.667	2	2	4	4.7	5	1	3	3	0	3	16	15.2
VIRGINIA TECH	2/18/17	*	38	8	13	.615	5	7	.714	5	6	.833	1	4	5	4.7	3	0	2	0	0	1	26	15.6
at North Carolina	2/22/17	*	38	8	15	.533	3	9	.333	2	21	0.000	0	4	4	4.7	2	0	3	3	1	1	21	15.8
SYRACUSE	2/26/17	*	34	9	16	.563	6	10	.600	1	2	.500	2	3	5	4.7	4	0	4	2	0	2	25	16.1
at Wake Forest	3/1/17	*	30	2	9	.222	1	8	.125	2	21	0.000	0	4	4	4.7	5	1	3	1	0	3	7	15.8
NOTRE DAME	3/4/17	*	40	5	15	.333	3	8	.375	7	8	.875	1	4	5	4.7	2	0	0	1	0	2	20	15.9
vs Duke	3/8/17	*	32	3	14	.214	1	7	.143	1	2	.500	0	3	3	4.6	4	0	1	1	1	0	8	15.7
vs Jacksonville St.	3/17/17	*	39	3	15	.200	0	6	.000	3	31	0.000	4	6	10	4.8	3	0	5	1	1	3	9	15.5
vs Michigan	03/19/17	*	37	8	17	.471	3	8	.375	0	0	.000	1	6	7	4.9	3	0	5	0	1	1	19	15.6

45 Donovan Mitchell Statistics

Year	GP	GS	Min	Avg	FG	FGA	Pct	3FG	3FGA	Pct	FT	FTA	Pct	OReb	DReb	Reb	Avg	PF	FO	Ast	TO	Blk	Stl	Pts	Avg
2015-16	31	5	591	19.1	84	190	.442	18	72	.250	43	57	.754	34	70	104	3.4	78	2	52	30	3	25	229	7.4
2016-17	34	33	1098	32.3	181	444	.408	80	226	.354	87	108	.806	37	128	165	4.9	88	2	93	56	17	70	529	15.6
TOTAL	65	38	1689	26.0	265	634	.418	98	298	.329	130	165	.788	71	198	269	4.1	166	4	145	86	20	95	758	11.7

2016-17 Louisville Men's Basketball Miscellaneous Statistics

Louisville's Record When the Cardinals ...

Lead at halftime	20-4
Trail at halftime	4-5
Are tied at halftime	1-0
Shoot better from the field than opponent	20-4
Shoot worse from the field than opponent	5-5
Shoot 50 percent or better from the field	7-0
Shoot below 50 percent from the field	18-9
Opp. shoots 50 pct. or better from the field	2-2
Opp. shoots below 50 pct. from the field	23-7
Make 7 or fewer three-point goals	11-9
Make more than 7 three-point goals	14-0
Attempt 20 or fewer three-point goals	15-7
Attempt more than 20 three-point goals	10-2
Shoot more free throws than their opp.	14-1
Opponent shoots more free throws	10-8
Outrebound their opponent	22-5
Are outrebounded by their opponent	2-4
Bench outscores the opponent bench	21-4
Opponent bench outscores their bench	4-5
Commit fewer turnovers than their opp.	19-3
Commit more turnovers than their opp.	5-4
Commit same number of turnover as opp.	1-2
Commit 15 or fewer turnovers	23-9
Commit more than 15 turnovers	2-0
Lead with 5:00 Remaining	24-1
Trail with 5:00 Remaining	0-7
Tied with 5:00 Remaining	1-1
1-3 point margins	1-0
4-5 point margins	4-4
6-10 point margins	6-3
11-19 point margins	3-2
20 or more point margins	11-0
Overtime games	2-0
Vs. Top 25 teams	5-8
Home games	16-1
Away games	5-5
Neutral games	4-3
Score 59 or fewer points	0-2
Score 60-69 points	3-4
Score 70-79 points	11-2
Score 80-89 points	5-1
Score 90 or more points	6-0
Allow 59 or fewer points	8-0
Allow 60-69 points	11-2
Allow 70-79 points	4-5
Allow 80 or more points	2-12

Double-Doubles

Johnson	3	Mathiang	3
Adel	1	Mahmoud	1
Spalding	1		

Points Off Turnovers

Louisville	489	Opponents	345
------------------	-----	-----------------	-----

Bench Scoring

Louisville	844 (24.8)	Opp	556 (16.4)
------------------	------------	-----------	------------

Rebounding Advantage

Louisville	26	Opponents	6
------------------	----	-----------------	---

Attendance

Home	354,495	(20,853 avg.)
Away	122,449	(12,245 avg.)
Neutral	77,964	(11,138 avg.)
Total	544,908	(16,321 avg.)

Double-Figure

Scoring Games

Mitchell	24
Adel	22
Snider	19
Johnson	14
Mathiang	13
Spalding	8
King	7
Mahmoud	6
Hicks	3
McMahon	1
Stockman	1

Games Leading

UofL in Scoring

Mitchell	17
Adel	6
Snider	6
Mathiang	3
Johnson	2
King	2
Hicks	1
Mahmoud	1
Spalding	1

Games Leading

UofL in Rebounding

Johnson	10
Spalding	10
Mathiang	8
Mahmoud	4
Mitchell	4
Adel	2

Games Leading

UofL in Assists

Snider	19
Mitchell	13
Adel	5
Levitich	2
Mahmoud	2
McMahon	2

Scored Louisville's

First Points

<i>Who</i>	
Mitchell	10
Adel	7
Johnson	5
Snider	4
Mahmoud	3
Mathiang	3
Levitich	1
Spalding	1
<i>How</i>	
Jumper	10
Three-pointer	8
Layup	6
Dunk	4
Free Throw	3
Tip-in	3

Dunks 98

Johnson	24
Spalding	21
Mahmoud	18
Mathiang	13
Adel	10
Mitchell	9
Stockman	2
King	1

Jump Balls Controlled

Louisville	15	(Mathiang 9, Mahmoud 6)
Opponents	19	

Starting Lineups

W-L	Forward	Forward	Center	Guard	Guard
14-5	Adel	Johnson	Mathiang	Snider	Mitchell
3-2	Adel	Spalding	Mahmoud	Snider	Mitchell
2-0	Adel	Johnson	Mahmoud	Mitchell	Levitich
2-0	King	Spalding	Mahmoud	Snider	Mitchell
1-0	King	Spalding	Mahmoud	Snider	Adel
1-0	Adel	Johnson	Mahmoud	Mitchell	Hicks
1-0	King	Johnson	Mahmoud	Snider	Mitchell
1-1	King	Johnson	Mahmoud	Mitchell	Adel
0-1	King	Johnson	Mahmoud	Mitchell	Levitich

Scoring Summary

	1st Half	2nd Half	OT	Total
Louisville	1255	1336	37	2628
Opponents	1011	1205	27	2243

Leads and Deficits

UL's Biggest Halftime Lead	33 (51-18) vs. Pittsburgh (1/24)
UL's Biggest Halftime Lead Blown	15 (39-24) vs. Baylor (11/25)
UL's Biggest Halftime Deficit	
Overcome	7 (26-33) vs. Miami (2/11)
UL's Biggest 2nd Half Lead	58 three times
<i>latest:</i> (106-48) vs. Pittsburgh (1/24)	
UL's Biggest 2nd Half Lead Blown	20 (44-24) vs. Baylor (11/25)
UL's Biggest 2nd Half Deficit	21 three times
<i>latest:</i> (35-56) vs. Virginia (12/28)	
UL's Biggest 2nd Half Deficit	
Overcome	9 two times
<i>latest:</i> (35-44) vs. Miami (2/11)	
UL's Biggest Overall Lead	58 three times
<i>latest:</i> (106-48) vs. Pittsburgh (1/24)	
UL's Biggest Lead Blown	22 (32-10) vs. Baylor (11/25)
UL's Biggest Overall Deficit	21 three times
<i>latest:</i> (35-56) vs. Virginia (12/28)	
UL's Biggest Deficit Overcome	9 three times
<i>latest:</i> (35-44) vs. Miami (2/11)	

Home, Road and Half Statistics

Halftime Leads	UL 24, Opp 9, Tied 1
FG% in KFC Yum! Center	471 (497-1055)
FG% Away from Home	442 (455-1030)
3 Pt FG% in KFC Yum! Center	385 (132-343)
3 Pt FG% Away from Home	326 (106-325)
FT% in KFC Yum! Center	695 (255-367)
FT% Away from Home	677 (231-341)
Scoring Average	
in KFC Yum! Center	81.2 (1381 pts.)
Scoring Avg. on the Road	73.4 (1247 pts.)
Opp. Scoring Average	
in KFC Yum! Center	64.2 (1091 pts.)
Opp. Scoring Average	
on the Road	67.8 (1152 pts.)
Most 1st Half Points	51 vs. Pittsburgh (1/24)
Most 2nd Half Points	56 vs. Texas Southern (12/10)
Fewest 1st Half Points	21 vs. Virginia (12/28)
Fewest 2nd Half Points	21 vs. Virginia (2/6)
Largest Halftime Lead	33 vs. Pittsburgh (1/24)
Largest Halftime Deficit	15 vs. Virginia (12/28)



2016-17 Louisville Men's Basketball
LOUISVILLE Combined Team Statistics (as of Mar 27, 2017)
All games



Overall record: 25-9 Conf: 12-6 Home: 16-1 Away: 5-5 Neutral: 4-3

#	Player	gp-gs	min	avg	Total		3-Point		F-Throw		Rebounds					pts	avg					
					fg-fga	fg%	3fg-fga	3fg%	ft-fa	ft%	off	def	tot	avg	pf			dq	a	to	blk	stl
45	MITCHELL, Donovan	34-33	1098	32.3	181-444	.408	80-226	.354	87-108	.806	37	128	165	4.9	88	2	93	56	17	70	529	15.6
04	SNIDER, Quentin	28-28	877	31.3	116-301	.385	56-150	.373	59-82	.720	22	53	75	2.7	43	0	115	42	0	17	347	12.4
22	ADEL, Deng	33-30	992	30.1	141-334	.422	44-127	.346	74-96	.771	23	124	147	4.5	61	1	70	45	12	20	400	12.1
10	JOHNSON, Jaylen	34-26	696	20.5	106-180	.589	4-7	.571	55-88	.625	91	105	196	5.8	82	3	18	44	17	16	271	8.0
12	MATHIANG, Mangok	33-19	686	20.8	104-196	.531	0-0	.000	51-76	.671	85	113	198	6.0	82	1	24	38	37	17	259	7.8
13	SPALDING, Ray	34-8	653	19.2	79-134	.590	0-3	.000	42-77	.545	65	123	188	5.5	88	3	27	43	29	22	200	5.9
14	MAHMOUD, Anas	31-15	580	18.7	76-122	.623	0-0	.000	24-52	.462	48	76	124	4.0	82	3	26	35	65	27	176	5.7
00	KING, VJ	33-7	445	13.5	60-139	.432	16-38	.421	46-56	.821	17	51	68	2.1	25	0	16	22	3	7	182	5.5
01	HICKS, Tony	23-1	231	10.0	32-81	.395	5-20	.250	17-27	.630	2	22	24	1.0	16	0	19	21	1	10	86	3.7
30	McMAHON, Ryan	28-0	176	6.3	20-60	.333	19-52	.365	12-14	.857	2	12	14	0.5	30	0	17	10	2	6	71	2.5
23	LEVITCH, David	32-3	296	9.3	20-54	.370	13-34	.382	6-13	.462	11	27	38	1.2	32	0	29	7	0	10	59	1.8
05	STOCKMAN, Matz	18-0	74	4.1	11-17	.647	0-0	.000	9-15	.600	12	9	21	1.2	16	0	3	7	2	2	31	1.7
11	HENDERSON, Jay	17-0	35	2.1	5-16	.313	1-8	.125	4-4	1.000	0	3	3	0.2	6	0	3	1	0	3	15	0.9
15	SHARPE, Tyler	7-0	11	1.6	1-8	.125	0-6	.000	0-0	.000	1	2	3	0.4	1	0	1	1	0	0	2	0.3
Team											41	38	79		1		2					
Total.....		34	6850		952-2086	.456	238-671	.355	486-708	.686	457	886	1343	39.5	653	13	461	374	185	227	2628	77.3
Opponents.....		34	6850		760-1893	.401	213-673	.316	510-734	.695	353	786	1139	33.5	625	-	367	459	118	169	2243	66.0

TEAM STATISTICS	LOU	OPP	Date	Opponent	Score	Att.
SCORING	2628	2243	11/11/16	EVANSVILLE	w 78-47	21129
Points per game	77.3	66.0	11/14/16	WILLIAM & MARY	w 91-58	19314
Scoring margin	+11.3	-	11/17/16	LONG BEACH ST	w 88-56	14337
FIELD GOALS-ATT	952-2086	760-1893	11/23/16	vs Old Dominion	wot 68-62	1601
Field goal pct	.456	.401	11/24/16	vs Wichita State	w 62-52	1604
3 POINT FG-ATT	238-671	213-673	11/25/16	vs Baylor	L 63-66	1655
3-point FG pct	.355	.316	11/30/16	PURDUE	w 71-64	21841
3-pt FG made per game	7.0	6.3	12/3/16	at Grand Canyon	w 79-70	7493
FREE THROWS-ATT	486-708	510-734	12/7/16	SOUTHERN ILLINOIS	w 74-51	18894
Free throw pct	.686	.695	12/10/16	TEXAS SOUTHERN	w 102-71	18152
F-Throws made per game	14.3	15.0	12/17/16	EASTERN KENTUCKY	w 87-56	20889
REBOUNDS	1343	1139	12/21/16	KENTUCKY	w 73-70	22783
Rebounds per game	39.5	33.5	* 12/28/16	VIRGINIA	L 53-61	21676
Rebounding margin	+6.0	-	12/31/16	vs Indiana	w 77-62	18824
ASSISTS	461	367	* 1/4/17	at Notre Dame	L 70-77	8420
Assists per game	13.6	10.8	* 1/7/17	at Georgia Tech	w 65-50	6160
TURNOVERS	374	459	* 1/11/17	PITTSBURGH	w 85-80	21558
Turnovers per game	11.0	13.5	* 1/14/17	DUKE	w 78-69	22686
Turnover margin	+2.5	-	* 1/19/17	CLEMSON	w 92-60	21436
Assist/turnover ratio	1.2	0.8	* 1/21/17	at Florida State	L 68-73	11675
STEALS	227	169	* 1/24/17	at Pitt	w 106-51	8971
Steals per game	6.7	5.0	* 1/29/17	NC STATE	w 85-60	21650
BLOCKS	185	118	* 2/4/17	at Boston College	w 90-67	7047
Blocks per game	5.4	3.5	* 2/6/17	at Virginia	L 55-71	14623
ATTENDANCE	354390	200413	* 2/11/17	MIAMI	w 71-66	21427
Home games-Avg/Game	17-20846	10-12245	* 2/13/17	at Syracuse	wot 76-72	25303
Neutral site-Avg/Game	-	7-11138	* 2/18/17	VIRGINIA TECH	w 94-90	21524
			* 2/22/17	at North Carolina	L 63-74	21269
			* 2/26/17	SYRACUSE	w 88-68	22482
			* 3/1/17	at Wake Forest	L 81-88	11488
			* 3/4/17	NOTRE DAME	w 71-64	22612
			3/8/17	vs Duke	L 77-81	17732
			3/17/17	vs Jacksonville State	w 78-63	18255
			3/19/17	vs Michigan	L 69-73	18293

* = Conference game



2016-17 Louisville Men's Basketball
LOUISVILLE Combined Team Statistics (as of Mar 04, 2017)
Conference games



RECORD:	OVERALL	HOME	AWAY	NEUTRAL
ALL GAMES	12-6	8-1	4-5	0-0
CONFERENCE	12-6	8-1	4-5	0-0
NON-CONFERENCE	0-0	0-0	0-0	0-0

#	Player	gp-gs	min	Total		3-Point		F-Throw		Rebounds				a	to	blk	stl	pts	avg			
				fg-fga	fg%	3fg-fga	3fg%	ft-fga	ft%	off	def	tot	avg							pf	dq	
45	MITCHELL, Donovan	18-18	616	34.2	111-251	.442	52-130	.400	52-63	.825	14	61	75	4.2	54	2	52	29	6	38	326	18.1
04	SNIDER, Quentin	12-12	402	33.5	56-123	.455	30-63	.476	24-33	.727	13	20	33	2.8	17	0	52	19	0	9	166	13.8
22	ADEL, Deng	17-14	509	29.9	74-175	.423	22-68	.324	35-51	.686	12	63	75	4.4	26	0	37	27	5	7	205	12.1
12	MATHIANG, Mangok	17-4	365	21.5	61-110	.555	0-0	.000	21-29	.724	45	55	100	5.9	36	0	11	18	16	10	143	8.4
10	JOHNSON, Jaylen	18-11	356	19.8	43-80	.538	3-4	.750	35-50	.700	35	45	80	4.4	47	3	11	20	2	10	124	6.9
14	MAHMOUD, Anas	18-14	337	18.7	45-76	.592	0-0	.000	18-37	.486	29	47	76	4.2	49	2	12	20	33	18	108	6.0
00	KING, V.J.	17-6	243	14.3	29-70	.414	8-22	.364	21-26	.808	6	26	32	1.9	12	0	10	13	2	5	87	5.1
13	SPALDING, Ray	18-7	357	19.8	35-69	.507	0-0	.000	21-46	.457	42	72	114	6.3	43	0	13	29	15	11	91	5.1
01	HICKS, Tony	11-1	118	10.7	21-40	.525	2-6	.333	8-15	.533	0	9	9	0.8	11	0	7	10	1	3	52	4.7
30	McMAHON, Ryan	16-0	103	6.4	13-39	.333	12-33	.364	8-10	.800	2	5	7	0.4	18	0	7	7	0	4	46	2.9
23	LEVITCH, David	16-3	179	11.2	10-30	.333	7-22	.318	4-5	.800	4	14	18	1.1	23	0	19	5	0	4	31	1.9
15	SHARPE, Tyler	2-0	6	3.0	1-5	.200	0-3	.000	0-0	.000	0	2	2	1.0	1	0	0	0	0	0	2	1.0
11	HENDERSON, Jay	10-0	20	2.0	3-12	.250	0-6	.000	2-2	1.000	0	3	3	0.3	2	0	1	1	0	0	8	0.8
05	STOCKMAN, Matz	6-0	14	2.3	1-1	1.000	0-0	.000	0-0	.000	1	0	1	0.2	7	0	0	1	0	0	2	0.3
Team											20	25	45	1								
Total.....		18	3625		503-1081	.465	136-357	.381	249-367	.678	223	447	670	37.2	347	7	232	199	80	119	1391	77.3
Opponents.....		18	3625		414-982	.422	119-360	.331	294-400	.735	171	413	584	32.4	322	-	199	227	64	87	1241	68.9

TEAM STATISTICS	LOU	OPP	Date	Opponent	Score	Att.
SCORING	1391	1241	* 12/28/16	VIRGINIA	L 53-61	21676
Points per game	77.3	68.9	* 1/4/17	at Notre Dame	L 70-77	8420
Scoring margin	+8.3	-	* 1/7/17	at Georgia Tech	w 65-50	6160
FIELD GOALS-ATT	503-1081	414-982	* 1/11/17	PITTSBURGH	w 85-80	21558
Field goal pct	.465	.422	* 1/14/17	DUKE	w 78-69	22686
3 POINT FG-ATT	136-357	119-360	* 1/19/17	CLEMSON	w 92-60	21436
3-point FG pct	.381	.331	* 1/21/17	at Florida State	L 68-73	11675
3-pt FG made per game	7.6	6.6	* 1/24/17	at Pitt	w 106-51	8971
FREE THROWS-ATT	249-367	294-400	* 1/29/17	NC STATE	w 85-60	21650
Free throw pct	.678	.735	* 2/4/17	at Boston College	w 90-67	7047
F-Throws made per game	13.8	16.3	* 2/6/17	at Virginia	L 55-71	14623
REBOUNDS	670	584	* 2/11/17	MIAMI	w 71-66	21427
Rebounds per game	37.2	32.4	* 2/13/17	at Syracuse	Wot 76-72	25303
Rebounding margin	+4.8	-	* 2/18/17	VIRGINIA TECH	w 94-90	21524
ASSISTS	232	199	* 2/22/17	at North Carolina	L 63-74	21269
Assists per game	12.9	11.1	* 2/26/17	SYRACUSE	w 88-68	22482
TURNOVERS	199	227	* 3/1/17	at Wake Forest	L 81-88	11488
Turnovers per game	11.1	12.6	* 3/4/17	NOTRE DAME	w 71-64	22612
Turnover margin	+1.6	-	* - Conference game			
Assist/turnover ratio	1.2	0.9				
STEALS	119	87				
Steals per game	6.6	4.8				
BLOCKS	80	64				
Blocks per game	4.4	3.6				
ATTENDANCE	197051	114956				
Home games-Avg/Game	9-21895	9-12773				
Neutral site-Avg/Game	-	0-0				

Score by Periods	1st	2nd	OT	Totals
LOUISVILLE	653	720	18	1391
Opponents	566	661	14	1241

2016-17 Louisville Men's Basketball Game-by-Game Team Statistics

Teams	FG-FGA	Pct	3Pt-Att	Pct	FT-FTA	Pct	O	D	Reb	PF-D	Asst	TO	Blk	Stl	1H	2H	OT	TOT
Evansville	16-57	.281	4-15	.267	11-20	.550	11	18	29	18-0	6	13	2	7	27	20		47
LOUISVILLE	30-63	.476	3-15	.200	15-27	.556	19	33	52	17-1	15	12	10	10	43	35		78
William & Mary	19-61	.311	6-29	.207	14-27	.519	14	28	42	21-0	11	16	3	2	31	27		58
LOUISVILLE	33-72	.457	10-28	.357	15-25	.600	17	32	49	23-0	21	9	11	10	44	47		91
Long Beach State	18-61	.295	6-18	.333	14-17	.824	14	23	37	20-0	6	19	3	8	27	29		56
LOUISVILLE	34-76	.447	7-20	.350	13-18	.722	21	30	51	14-0	20	10	9	9	42	46		88
Old Dominion	22-58	.379	3-16	.188	15-32	.469	13	38	51	28-1	12	22	6	5	24	25	13	62
LOUISVILLE	19-64	.297	8-20	.400	22-35	.629	16	33	49	27-2	12	14	3	10	24	25	19	68
Wichita State	18-57	.316	6-22	.273	10-18	.556	11	22	33	17-0	12	12	0	4	17	35		52
LOUISVILLE	19-52	.365	7-24	.292	17-23	.739	12	34	46	22-1	13	15	8	4	33	29		62
Baylor	26-49	.531	2-13	.154	12-17	.706	7	24	31	12-0	17	12	7	5	24	42		66
LOUISVILLE	25-64	.391	5-18	.278	8-10	.800	15	20	35	19-0	11	7	2	4	39	24		63
Purdue	19-53	.358	10-23	.435	16-22	.727	9	25	34	19-0	13	17	1	6	19	45		64
LOUISVILLE	28-58	.483	4-13	.308	11-17	.647	8	28	36	19-1	11	12	3	6	33	38		71
Grand Canyon	23-49	.469	6-12	.500	18-24	.750	6	19	25	20-0	7	13	3	2	37	33		70
LOUISVILLE	29-61	.475	5-15	.333	16-19	.842	14	22	36	19-0	15	10	4	5	36	43		79
Southern Illinois	19-54	.352	5-24	.208	8-11	.727	5	26	31	20-1	8	17	3	7	26	25		51
LOUISVILLE	27-59	.458	4-17	.235	16-26	.615	13	30	43	14-0	13	12	9	8	37	37		74
Texas Southern	26-74	.351	8-26	.308	11-20	.550	30	19	49	24-1	12	19	2	4	32	39		71
LOUISVILLE	34-78	.436	11-31	.355	23-30	.767	28	23	51	17-1	14	9	6	10	46	56		102
Eastern Kentucky	21-59	.356	6-18	.333	8-15	.533	10	21	31	17-0	12	17	3	8	16	40		56
LOUISVILLE	30-62	.484	10-24	.417	17-21	.810	14	33	47	16-0	19	16	14	7	36	51		87
Kentucky	23-58	.397	5-22	.227	19-29	.655	11	25	36	20-0	10	13	4	7	40	30		70
LOUISVILLE	26-60	.433	6-14	.429	15-20	.750	12	28	40	23-0	10	14	5	4	39	34		73
Virginia	24-49	.490	2-8	.250	11-14	.786	8	23	31	19-0	12	14	0	7	36	25		61
LOUISVILLE	19-44	.432	2-14	.143	13-22	.591	8	18	26	15-0	7	14	2	5	21	32		53
Indiana	19-59	.322	4-21	.190	20-29	.690	19	20	39	17-0	8	14	2	6	27	35		62
LOUISVILLE	27-51	.529	8-10	.421	15-18	.833	6	22	28	23-0	14	10	5	7	39	38		77
Notre Dame	25-57	.439	5-12	.417	22-25	.880	11	27	38	17-0	6	12	7	5	42	35		77
LOUISVILLE	25-64	.391	7-27	.259	13-18	.722	14	21	35	21-0	14	11	7	8	37	33		70
Georgia Tech	17-50	.340	1-8	.125	15-20	.750	10	24	34	19-0	11	14	7	2	18	32		50
LOUISVILLE	23-60	.383	9-16	.563	10-20	.500	16	25	41	19-1	14	8	12	6	27	38		65
Pittsburgh	26-58	.448	12-32	.375	16-29	.552	9	21	30	25-1	12	15	2	4	26	54		80
LOUISVILLE	28-59	.475	6-14	.429	23-34	.676	14	31	45	23-1	12	18	6	8	47	28		85
Duke	22-47	.468	5-12	.417	20-28	.714	7	25	32	23-0	8	18	5	2	30	39		69
LOUISVILLE	28-59	.475	7-19	.368	15-22	.682	11	21	32	24-0	16	11	2	7	34	44		78
Clemson	23-55	.418	8-25	.320	6-13	.462	8	17	25	20-1	10	14	1	7	31	29		60
LOUISVILLE	36-64	.563	9-11	.409	11-16	.688	15	30	45	16-0	10	11	4	7	41	51		92
Florida State	22-60	.367	4-16	.250	25-36	.694	12	28	40	19-1	9	7	8	3	41	32		73
LOUISVILLE	25-65	.385	2-13	.154	16-24	.667	15	28	43	26-1	7	10	4	3	35	33		68
Pittsburgh	13-51	.255	3-22	.136	22-31	.710	8	18	26	18-1	8	13	3	4	18	33		51
LOUISVILLE	39-67	.582	12-22	.545	16-23	.696	14	34	48	20-1	24	9	5	6	51	55		106
NC State	21-56	.375	6-19	.316	12-17	.706	12	22	34	18-0	10	15	3	5	33	27		60
LOUISVILLE	30-60	.500	12-24	.500	13-15	.867	10	26	36	19-0	19	10	3	7	45	40		85
Boston College	25-55	.455	8-24	.333	9-13	.692	5	21	26	13-1	11	14	0	4	30	37		67
LOUISVILLE	34-59	.576	6-14	.429	16-19	.842	5	27	32	18-0	10	9	5	8	39	51		90
Virginia	25-47	.532	3-12	.250	18-20	.900	9	29	38	14-0	13	14	8	2	32	39		71
LOUISVILLE	20-54	.370	5-18	.278	10-15	.667	6	13	19	15-0	7	5	2	9	34	21		55
Miami	23-52	.442	5-15	.333	15-21	.714	10	22	32	17-0	13	8	4	4	33	33		66
LOUISVILLE	22-56	.393	11-28	.393	16-20	.800	14	22	36	18-0	13	9	4	4	26	45		71

-- more --

2016-17 Louisville Men's Basketball Game-by-Game Team Statistics

Teams	FG-FGA	Pct	3Pt-Att	Pct	FT-FTA	Pct	O	D	Reb	PF-D	Asst	TO	Blk	Stl	1H	2H	OT	TOT
Syracuse	26-64	.406	8-33	.242	12-15	.800	10	28	38	22-0	16	15	4	8	25	33	14	72
LOUISVILLE	26-63	.413	8-26	.308	16-30	.533	16	30	46	16-1	13	15	4	10	29	29	18	76
Virginia Tech	29-49	.592	17-26	.654	15-19	.789	6	19	25	16-1	16	9	1	1	44	46		90
LOUISVILLE	35-68	.515	12-22	.545	12-15	.800	16	17	33	16-0	15	3	4	5	43	51		94
North Carolina	23-62	.371	7-18	.389	21-29	.724	16	30	46	16-0	10	12	5	10	33	41		74
LOUISVILLE	27-61	.443	5-20	.250	4-13	.308	8	25	33	21-0	10	16	7	9	30	33		63
Syracuse	20-56	.357	8-29	.276	20-22	.909	11	17	28	16-0	7	16	0	7	25	43		68
LOUISVILLE	33-58	.569	9-20	.450	13-23	.565	13	26	39	19-0	18	15	3	8	41	47		88
Wake Forest	26-56	.464	10-24	.417	26-36	.722	11	23	34	17-0	13	9	4	6	42	46		88
LOUISVILLE	29-61	.475	5-18	.278	18-22	.818	12	25	37	27-2	12	12	4	6	43	38		81
Notre Dame	24-58	.414	7-25	.280	9-12	.750	8	19	27	13-0	14	8	2	6	27	37		64
LOUISVILLE	24-59	.407	9-20	.450	14-16	.875	16	28	44	14-0	11	13	2	3	30	41		71
Duke	26-59	.441	7-18	.389	22-31	.710	9	25	34	21-1	9	8	3	6	39	42		81
LOUISVILLE	29-60	.483	4-21	.190	15-26	.577	8	29	37	23-0	15	8	6	3	37	40		77
Jacksonville State	23-46	.500	10-19	.526	7-8	.875	4	19	23	14-0	14	14	8	1	31	32		63
LOUISVILLE	31-64	.484	5-15	.333	11-14	.786	16	20	36	12-0	14	6	5	7	38	40		78
Michigan	28-57	.491	6-17	.353	11-14	.786	9	21	30	15-0	11	6	4	4	28	45		73
LOUISVILLE	28-61	.459	5-20	.250	8-12	.667	15	22	37	18-0	12	11	5	4	36	33		69



2016-17 Louisville Men's Basketball LOUISVILLE Team Game-by-Game Comparison (as of Mar 27, 2017) All games



Opponent	1st	2nd	Score	Mar	Total FG	FG Pct	3-Pointers	3FG Pct	Free Throws	FT Pct	Rebounds	Assist	T/Over	Block	Steal	Fouls
EVANSVILLE	43/27	35/20	78-47	+31	30-63/16-57	.476/.281	3-15/4-15	.200/.267	15-27/11-20	.556/.550	52/29 +23	15/6	12/13	10/2	10/7	17/18
WILLIAM & MARY	44/31	47/27	91-58	+33	33-72/19-61	.458/.311	10-28/6-29	.357/.207	15-25/14-27	.600/.519	49/42 +7	21/11	9/16	11/3	10/2	23/21
LONG BEACH ST	42/27	46/29	88-56	+32	34-76/18-61	.447/.295	7-20/6-18	.350/.333	13-18/14-17	.722/.824	51/37 +14	20/6	10/19	9/3	9/8	14/20
Old Dominion	24/24	25/25	68-62	+6	19-64/22-58	.297/.379	8-20/3-16	.400/.188	22-35/15-32	.629/.469	49/51 (2)	12/12	14/22	3/6	10/5	27/28
Wichita State	33/17	29/35	62-52	+10	19-52/18-57	.365/.316	7-24/6-22	.292/.273	17-23/10-18	.739/.556	46/33 +13	13/12	15/12	8/0	4/4	22/17
Baylor	39/24	24/42	63-66	(3)	25-64/26-49	.391/.531	5-18/2-13	.278/.154	8-10/12-17	.800/.706	35/31 +4	11/17	7/12	2/7	4/5	19/12
PURDUE	33/19	38/45	71-64	+7	28-58/19-53	.483/.358	4-13/10-23	.308/.435	11-17/16-22	.647/.727	36/34 +2	11/13	12/17	3/1	6/6	19/19
Grand Canyon	36/37	43/33	79-70	+9	29-61/23-49	.475/.469	5-15/6-12	.333/.500	16-19/18-24	.842/.750	36/25 +11	15/7	10/13	4/3	5/2	19/20
SOUTHERN ILLINOIS	37/26	37/25	74-51	+23	27-59/19-54	.458/.352	4-17/5-24	.235/.208	16-26/8-11	.615/.727	43/31 +12	13/8	12/17	9/3	8/7	14/20
TEXAS SOUTHERN	46/32	56/39	102-71	+31	34-78/26-74	.436/.351	11-31/8-26	.355/.308	23-30/11-20	.767/.550	51/49 +2	14/12	9/19	6/2	10/4	17/24
EASTERN KENTUCKY	36/16	51/40	87-56	+31	30-62/21-59	.484/.356	10-24/6-18	.417/.333	17-21/8-15	.810/.533	47/31 +16	19/12	16/17	14/3	7/8	16/17
KENTUCKY	39/40	34/30	73-70	+3	26-60/23-58	.433/.397	6-14/5-22	.429/.227	15-20/19-29	.750/.655	40/36 +4	10/10	14/13	5/4	4/7	23/20
VIRGINIA	21/36	32/25	53-61	(8)	19-44/24-49	.432/.490	2-14/2-8	.143/.250	13-22/11-14	.591/.786	26/31 (5)	7/12	14/14	2/0	5/7	15/19
Indiana	39/27	38/35	77-62	+15	27-51/19-59	.529/.322	8-19/4-21	.421/.190	15-18/20-29	.833/.690	28/39 (11)	14/8	10/14	5/2	7/6	23/17
Notre Dame	37/42	33/35	70-77	(7)	25-64/25-57	.391/.439	7-27/5-12	.259/.417	13-18/12-25	.722/.880	35/38 (3)	14/6	11/12	7/7	8/5	21/17
Georgia Tech	27/18	38/32	65-50	+15	23-60/17-50	.383/.340	9-16/1-8	.563/.125	10-20/15-20	.500/.750	41/34 +7	14/11	8/14	12/7	6/2	19/19
PITTSBURGH	47/26	38/54	85-80	+5	28-59/26-58	.475/.448	6-14/12-32	.429/.375	23-34/16-29	.676/.552	45/30 +15	12/12	18/15	6/2	8/4	23/25
DUKE	34/30	44/39	78-69	+9	28-59/22-47	.475/.468	7-19/5-12	.368/.417	15-22/20-28	.682/.714	32/32 -	16/8	11/18	2/5	7/2	24/23
CLEMSON	41/31	51/29	92-60	+32	36-64/23-55	.563/.418	9-22/8-25	.409/.320	11-16/6-13	.688/.462	45/25 +20	10/10	11/14	4/1	7/7	16/20
Florida State	35/41	33/32	68-73	(5)	25-65/22-60	.385/.367	2-13/4-16	.154/.250	16-24/25-36	.667/.694	43/40 +3	7/9	10/7	4/8	3/3	26/19
Pitt	51/18	55/33	106-51	+55	39-67/13-51	.582/.255	12-22/3-22	.545/.136	16-23/22-31	.696/.710	48/26 +22	24/8	9/13	5/3	6/4	20/18
NC STATE	45/33	40/27	85-60	+25	30-60/21-56	.500/.375	12-24/6-19	.500/.316	13-15/12-17	.867/.706	36/34 +2	19/10	10/15	3/3	7/5	19/18
Boston College	39/30	51/37	90-67	+23	34-59/25-55	.576/.455	6-14/8-24	.429/.333	16-19/9-13	.842/.692	32/26 +6	10/11	9/14	5/0	8/4	18/13
Virginia	34/32	21/39	55-71	(16)	20-54/25-47	.370/.532	5-18/3-12	.278/.250	10-15/18-20	.667/.900	19/38 (19)	7/13	5/14	2/8	9/2	15/14
MIAMI	26/33	45/33	71-66	+5	22-56/23-52	.393/.442	11-28/5-15	.393/.333	16-20/15-21	.800/.714	36/32 +4	13/13	9/8	4/4	4/4	18/17
Syracuse	29/25	29/33	76-72	+4	26-63/26-64	.413/.406	8-26/8-33	.308/.242	16-30/12-15	.533/.800	46/38 +8	13/16	15/15	4/4	10/8	16/22
VIRGINIA TECH	43/44	51/46	94-90	+4	35-68/29-49	.515/.592	12-22/17-26	.545/.654	12-15/15-19	.800/.789	33/25 +8	15/16	3/9	4/1	5/1	16/16
North Carolina	30/33	33/41	63-74	(11)	27-61/23-62	.443/.371	5-20/7-18	.250/.389	4-13/21-29	.308/.724	33/46 (13)	10/10	16/12	7/5	9/10	21/16
SYRACUSE	41/25	47/43	88-68	+20	33-58/20-56	.569/.357	9-20/8-29	.450/.276	13-23/20-22	.565/.909	39/28 +11	18/7	15/16	3/0	8/7	19/16
Wake Forest	43/42	38/46	81-88	(7)	29-61/26-56	.475/.464	5-18/10-24	.278/.417	18-22/26-36	.818/.722	37/34 +3	12/13	12/9	4/4	6/6	27/17
NOTRE DAME	30/27	41/37	71-64	+7	24-59/24-58	.407/.414	9-20/7-25	.450/.280	14-16/9-12	.875/.750	44/27 +17	11/14	13/8	2/2	3/6	14/13
Duke	37/39	40/42	77-81	(4)	29-60/26-59	.483/.441	4-21/7-18	.190/.389	15-26/22-31	.577/.710	37/34 +3	15/9	8/8	6/3	3/6	23/21
Jacksonville State	38/31	40/32	78-63	+15	31-64/23-46	.484/.500	5-15/10-19	.333/.526	11-14/7-8	.786/.875	36/23 +13	14/14	6/14	5/8	7/1	12/14
Michigan	36/28	33/45	69-73	(4)	28-61/28-57	.459/.491	5-20/6-17	.250/.353	8-12/11-14	.667/.786	37/30 +7	12/11	11/6	5/4	4/4	18/15

Note: Game totals are displayed in the format TEAM/OPPONENT for each category



2016-17 Louisville Men's Basketball
LOUISVILLE Points-Rebounds-Assists (as of Mar 27, 2017)
All games



Opponent	Date	Score	00	01	04	05	10	11	12
			KING,VJ	HICKS,TONY	SNIDER,QUE	STOCKMAN,M	JOHNSON,JA	HENDERSON,	MATHIANG,M
EVANSVILLE	11/11/16	78-47 w	6-2-0	4-2-2	3-2-3	4-2-0	19-14-1	0-0-0	9-7-0
WILLIAM & MARY	11/14/16	91-58 w	17-5-0	4-2-3	13-3-4	0-1-0	13-9-0	3-0-0	3-10-2
LONG BEACH ST	11/17/16	88-56 w	8-3-0	DNP	4-2-5	0-1-1	14-11-0	2-0-1	11-7-0
vs Old Dominion	11/23/16	68-62 w	2-2-1	0-0-0	18-1-4	0-1-0	6-12-2	DNP	12-5-0
vs Wichita State	11/24/16	62-52 w	10-4-0	DNP	14-4-3	0-1-0	1-6-0	DNP	1-2-0
vs Baylor	11/25/16	63-66 L	5-2-0	DNP	14-2-3	1-1-0	10-6-0	0-0-0	0-5-1
PURDUE	11/30/16	71-64 w	0-2-0	0-1-1	9-2-2	0-0-0	6-2-0	DNP	11-8-1
at Grand Canyon	12/3/16	79-70 w	14-3-3	DNP	9-3-4	10-3-0	5-4-1	DNP	3-8-1
SOUTHERN ILLINOIS	12/7/16	74-51 w	3-3-0	2-0-2	9-1-4	7-2-1	9-10-0	DNP	15-6-0
TEXAS SOUTHERN	12/10/16	102-71 w	13-3-1	7-4-2	15-6-4	7-5-1	11-8-0	2-0-0	10-8-1
EASTERN KENTUCKY	12/17/16	87-56 w	9-2-0	10-1-1	13-1-6	0-3-0	10-7-0	0-0-1	0-13-4
KENTUCKY	12/21/16	73-70 w	0-0-0	0-2-0	22-6-5	DNP	14-6-0	DNP	0-5-0
VIRGINIA	12/28/16	53-61 L	6-4-0	8-0-1	8-1-1	DNP	4-3-0	DNP	0-5-1
vs Indiana	12/31/16	77-62 w	2-1-0	0-2-0	7-1-3	0-0-0	13-7-2	DNP	1-1-0
at Notre Dame	1/4/17	70-77 L	2-1-1	0-0-0	12-1-3	DNP	5-4-0	DNP	4-3-0
at Georgia Tech	1/7/17	65-50 w	4-1-1	DNP	12-3-7	DNP	0-1-0	0-1-0	7-6-0
PITTSBURGH	1/11/17	85-80 w	2-2-0	2-1-0	22-3-5	DNP	4-4-1	0-0-0	5-3-0
DUKE	1/14/17	78-69 w	7-3-0	2-0-0	13-5-6	DNP	0-3-2	DNP	7-1-0
CLEMSON	1/19/17	92-60 w	14-2-1	9-3-0	DNP	DNP	12-10-2	0-0-0	12-8-0
at Florida State	1/21/17	68-73 L	0-0-0	16-3-1	DNP	0-0-0	10-1-0	DNP	13-13-1
at Pitt	1/24/17	106-51 w	2-1-2	10-1-4	DNP	2-1-0	7-11-1	4-1-0	9-9-1
NC STATE	1/29/17	85-60 w	9-7-3	DNP	DNP	0-0-0	6-3-0	0-0-0	14-5-1
at Boston College	2/4/17	90-67 w	11-3-1	DNP	DNP	DNP	9-7-1	2-0-0	16-4-1
at Virginia	2/6/17	55-71 L	24-3-0	DNP	DNP	0-0-0	4-0-1	0-0-0	DNP
MIAMI	2/11/17	71-66 w	3-0-0	DNP	13-3-4	DNP	10-8-0	DNP	7-8-1
at Syracuse	2/13/17	76-72 w	0-2-0	DNP	14-4-6	DNP	10-7-0	DNP	5-4-1
VIRGINIA TECH	2/18/17	94-90 w	DNP	DNP	19-2-4	DNP	16-8-2	2-0-0	6-5-1
at North Carolina	2/22/17	63-74 L	2-1-0	2-0-0	9-3-2	0-0-0	5-2-0	0-1-1	6-2-0
SYRACUSE	2/26/17	88-68 w	1-2-1	0-0-0	12-3-6	DNP	5-1-1	DNP	2-3-0
at Wake Forest	3/1/17	81-88 L	0-0-0	3-1-1	15-3-2	0-0-0	13-0-0	0-0-0	12-10-2
NOTRE DAME	3/4/17	71-64 w	0-0-0	0-0-0	17-2-6	DNP	4-7-0	DNP	18-11-1
vs Duke	3/8/17	77-81 L	4-0-0	0-0-0	15-3-5	DNP	4-4-1	0-0-0	9-4-2
vs Jacksonville State	3/17/17	78-63 w	2-1-1	0-0-0	16-4-5	DNP	6-4-0	DNP	18-5-1
vs Michigan	3/19/17	69-73 L	0-3-0	7-1-1	0-1-3	DNP	6-6-0	DNP	13-4-0

Opponent	Date	Score	13	14	15	22	23	30	45
			SPALDING,R	MAHMOUD,AN	SHARPE,TYL	ADEL,DENG	LEVITCH,DA	MCMAHON,RY	MITCHELL,D
EVANSVILLE	11/11/16	78-47 w	2-4-1	10-5-1	0-0-0	6-5-2	0-3-2	0-0-0	15-5-3
WILLIAM & MARY	11/14/16	91-58 w	10-4-0	2-3-1	DNP	16-5-5	1-1-0	0-0-3	9-5-3
LONG BEACH ST	11/17/16	88-56 w	10-6-3	8-8-1	0-0-0	11-3-3	6-1-0	6-3-5	8-6-1
vs Old Dominion	11/23/16	68-62 w	5-5-0	2-2-0	DNP	5-2-3	3-4-0	0-0-0	15-7-2
vs Wichita State	11/24/16	62-52 w	4-9-1	5-5-1	DNP	11-2-1	2-0-2	0-1-0	14-8-5
vs Baylor	11/25/16	63-66 L	6-4-0	2-0-2	DNP	4-5-1	2-1-0	2-0-0	17-8-4
PURDUE	11/30/16	71-64 w	11-9-1	9-1-2	DNP	9-5-2	2-0-0	6-1-1	8-5-1
at Grand Canyon	12/3/16	79-70 w	14-3-3	DNP	DNP	15-3-0	0-2-2	0-0-0	9-4-1
SOUTHERN ILLINOIS	12/7/16	74-51 w	8-4-0	DNP	0-0-0	12-12-2	2-0-0	0-0-1	7-3-3
TEXAS SOUTHERN	12/10/16	102-71 w	2-0-0	DNP	0-1-0	11-6-1	4-3-1	8-1-0	12-5-3
EASTERN KENTUCKY	12/17/16	87-56 w	8-5-1	6-4-0	0-0-1	7-3-3	6-0-2	3-1-0	15-7-0
KENTUCKY	12/21/16	73-70 w	6-7-1	0-3-1	DNP	18-6-2	0-1-0	DNP	13-4-1
VIRGINIA	12/28/16	53-61 L	3-6-1	7-3-2	DNP	8-2-1	DNP	2-0-0	7-2-0
vs Indiana	12/31/16	77-62 w	2-3-0	10-2-2	DNP	17-4-4	0-0-0	DNP	25-3-3
at Notre Dame	1/4/17	70-77 L	6-10-0	6-4-2	DNP	10-4-2	0-0-1	5-1-0	20-4-5
at Georgia Tech	1/7/17	65-50 w	6-12-1	10-5-0	DNP	6-3-0	0-2-1	0-0-0	20-3-4
PITTSBURGH	1/11/17	85-80 w	11-8-1	4-5-0	DNP	15-6-1	5-1-1	0-0-0	15-8-3
DUKE	1/14/17	78-69 w	11-2-1	17-11-0	DNP	6-1-4	0-0-0	DNP	15-5-3
CLEMSON	1/19/17	92-60 w	0-3-1	6-5-0	0-1-0	18-6-2	3-1-0	0-0-0	18-4-4
at Florida State	1/21/17	68-73 L	2-6-0	0-0-0	DNP	12-6-2	9-3-3	0-0-0	6-3-0
at Pitt	1/24/17	106-51 w	2-5-2	14-3-0	2-1-0	10-6-3	0-3-3	15-0-5	29-2-3
NC STATE	1/29/17	85-60 w	5-6-2	2-2-1	DNP	10-3-3	6-1-3	5-0-1	28-8-5
at Boston College	2/4/17	90-67 w	3-7-1	8-3-0	DNP	19-2-0	3-2-3	0-1-0	19-3-3
at Virginia	2/6/17	55-71 L	3-5-0	2-1-0	DNP	DNP	3-2-2	3-1-1	16-4-3
MIAMI	2/11/17	71-66 w	0-4-1	0-2-0	DNP	18-5-3	2-2-0	0-0-0	18-2-4
at Syracuse	2/13/17	76-72 w	1-5-0	12-8-1	DNP	11-7-2	0-0-0	7-1-0	16-4-3
VIRGINIA TECH	2/18/17	94-90 w	5-5-0	2-3-3	DNP	9-4-2	0-0-1	9-1-0	26-5-2
at North Carolina	2/22/17	63-74 L	2-4-0	8-5-1	DNP	8-6-3	DNP	0-1-0	21-4-3
SYRACUSE	2/26/17	88-68 w	18-11-2	8-9-2	DNP	17-3-2	0-1-0	0-1-0	25-5-4
at Wake Forest	3/1/17	81-88 L	9-8-0	0-3-0	DNP	22-5-3	0-0-1	0-0-0	7-4-3
NOTRE DAME	3/4/17	71-64 w	4-7-0	2-4-0	DNP	6-6-4	0-0-0	DNP	20-5-0
vs Duke	3/8/17	77-81 L	9-6-2	7-7-2	DNP	21-5-1	0-3-1	0-0-0	8-3-1
vs Jacksonville State	3/17/17	78-63 w	11-4-1	0-4-0	DNP	16-1-1	0-0-0	DNP	9-10-5
vs Michigan	3/19/17	69-73 L	1-1-0	7-4-1	DNP	16-5-2	0-1-0	DNP	19-7-5

2016-17 Louisville Men's Basketball Team Superlatives

Louisville High	Louisville Low	Statistical Category	Opponent High	Opponent Low
106 vs. Pittsburgh (1/24)	53 vs. Virginia (12/28)	Points	90 by Virginia Tech (2/18)	47 by Evansville (11/11)
51 vs. Pittsburgh (1/24)	21 vs. Virginia (12/28)	First Half Points	44 by Virginia Tech (2/18)	16 by Eastern Ky. (12/17)
56 vs. Texas Southern (12/10)	21 vs. Virginia (2/6)	Second Half Points	54 by Pittsburgh (1/11)	20 by Evansville (11/11)
39 vs. Pittsburgh (1/24)	19 three times <i>latest: vs. Virginia (12/28)</i>	Field Goals	29 by Virginia Tech (2/18)	13 by Pittsburgh (1/24)
78 vs. Texas Southern (12/10)	44 vs. Virginia (12/28)	Field Goal Attempts	74 by Texas Southern (12/10)	46 by Jacksonville St. (3/17)
.582 vs. Pittsburgh (1/24)	.297 vs. Old Dominion (11/23)	FG Percentage	.592 by Virginia Tech (2/18)	.255 by Pittsburgh (1/24)
12 three times <i>latest: vs. Virginia Tech (2/18)</i>	2 vs. Virginia (12/28) vs. Florida State (1/21)	3-Point Field Goals	17 by Virginia Tech (2/18)	1 by Georgia Tech (1/7)
31 vs. Texas Southern (12/10)	13 vs. Purdue, Florida State	3-Point Field Goal Att.	33 by Syracuse (2/13)	8 by Virginia (12/28), Ga. Tech
.563 vs. Georgia Tech (1/7)	.143 vs. Virginia (12/28)	3-Point FG Percentage	.654 by Virginia Tech (2/18)	.125 by Georgia Tech (1/7)
23 vs. Texas Sou., Pitt	4 vs. North Carolina (2/22)	Free Throws	26 by Wake Forest (3/1)	6 by Clemson (1/19)
35 vs. Old Dominion (11/23)	10 vs. Baylor (11/25)	Free Throw Attempts	36 by Florida State, Wake Forest	8 by Jacksonville St. (3/17)
.875 vs. Notre Dame (3/4)	.308 vs. North Carolina (2/22)	Free Throw Percentage	.909 by Syracuse (2/26)	.462 by Clemson (1/19)
28 vs. Texas Southern (12/10)	5 vs. Boston College (2/4)	Offensive Rebounds	30 by Texas Southern (12/10)	4 by Jacksonville State (3/17)
34 vs. Wichita State, Pitt	13 vs. Virginia (2/6)	Defensive Rebounds	38 by Old Dominion (11/23)	17 three times <i>latest: by Syracuse (2/26)</i>
52 vs. Evansville (11/11)	19 vs. Virginia (2/6)	Total Rebounds	51 by Old Dominion (11/23)	23 by Jacksonville St. (3/17)
27 vs. Old Dominion, Wake Forest	12 vs. Jacksonville State (3/17)	Fouls	28 by Old Dominion (11/23)	12 by Baylor (11/25)
24 vs. Pittsburgh (1/24)	7 three times <i>latest: vs. Virginia (2/6)</i>	Assists	17 by Baylor (11/25)	6 by three times <i>latest: by Notre Dame (1/4)</i>
18 vs. Pittsburgh (1/11)	3 vs. Virginia Tech (2/18)	Turnovers	22 by Old Dominion (11/23)	6 by Michigan (3/19)
14 vs. Eastern Ky. (12/17)	2 five times <i>latest: vs. Notre Dame (3/4)</i>	Blocked Shots	8 three times <i>latest: by Jacksonville St. (3/17)</i>	0 four times <i>latest: by Syracuse (2/26)</i>
10 five times <i>latest: vs. Syracuse (2/13)</i>	3 three times <i>latest: vs. Duke (3/9)</i>	Steals	10 by North Carolina (2/22)	1 by Virginia Tech (2/18) by Jacksonville State (3/17)

2016-17 Louisville Men's Basketball Individual Superlatives

	Louisville	Opponent
Points	29 by Donovan Mitchell vs. Pittsburgh (1/24)	43 by Jamel Artis, Pittsburgh (1/11)
Field Goals Made	10 by Quentin Snider vs. Kentucky (12/21)	15 by Jamel Artis, Pittsburgh (1/11)
Field Goals Attempted	20 by Donovan Mitchell vs. Notre Dame (1/4)	30 by D. Jefferson, Texas Southern (12/10)
Highest FG Pct. (min. 5 made)	100 four times <i>latest: (7-7) by Anas Mahmoud vs. Pitt (1/24)</i>	.875 (7-8) by Ty Outlaw, Virginia Tech (2/18)
3-Point Field Goals Made	6 by Donovan Mitchell, 3 times <i>latest: vs. Syracuse (2/26)</i>	7 by Jamel Artis, Pittsburgh (1/11)
3-Point Field Goals Attempted	10 by Donovan Mitchell, 3 times <i>latest: vs. Syracuse (2/26)</i> by Deng Adel vs. Miami (2/11)	14 by Andrew White III, Syracuse (2/13)
3-Point FG Pct. (min. 3 made)	1.000 (3-3) by V.J. King vs. William & Mary (11/14)	1.000 three times <i>latest: (5-5) by Norbertas Giga, Jacksonville St. (3/17)</i>
Free Throws Made	7 four times <i>latest: by Donovan Mitchell vs. Notre Dame (3/4)</i>	11 by DeWayne Russell, Grand Canyon (12/3) by John Collins, Wake Forest (3/1)
Free Throws Attempted	11 by Quentin Snider vs. Old Dominion (11/23)	16 by DeWayne Russell, Grand Canyon (12/3)
Free Throw Pct. (min. 8 made)	none	1.000 (8-8) by Tyler Lydon, Syracuse (2/26)
Offensive Rebounds	7 by Jaylen Johnson vs. Evansville (11/11) by Mangok Mathiang vs. Florida State (1/21)	15 by Derrick Griffin, Texas Southern (12/10)
Defensive Rebounds	10 by Deng Adel vs. Southern Illinois (12/7)	11 by Derrick Griffin, Texas Southern (12/10)
Total Rebounds	14 by Jaylen Johnson vs. Evansville (11/11)	26 by Derrick Griffin, Texas Southern (12/10)
Turnovers	5 three times <i>latest: by Ray Spalding vs. Notre Dame (3/4)</i>	11 by D. Jefferson, Texas Southern (12/10)
Assists	7 by Quentin Snider vs. Georgia Tech (1/7)	8 by Matt Farrell, Notre Dame (3/4)
Blocked Shots	6 vs. Anas Mahmoud vs. Wichita St. (11/24), Notre Dame (1/4) vs. Jaylen Johnson vs. Southern Illinois (12/7)	6 by Jo Lual-Acuil, Baylor (11/25)
Steals	7 by Donovan Mitchell vs. Old Dominion (11/23)	5 by Armon Fletcher, Southern Illinois (12/7)
Minutes Played (regulation game)	40 by Deng Adel vs. Wake Forest (3/1) by Donovan Mitchell vs. Notre Dame (3/4)	40 four times <i>latest: T. Lydon & White, Syracuse (2/26)</i>
Minutes Played (overtime game)	43 by Quentin Snider vs. Syracuse (2/13)	45 three times White, Lydon, Gillon, Syracuse (2/13)



2016-17 Louisville Men's Basketball
LOUISVILLE Game-by-Game Highs (as of Mar 19, 2017)
All games



Opponent	Date	Score	Points	Rebounds	Assists	Steals	Blocked shots
EVANSVILLE	11/11/16	78-47	19-JOHNSON, Jaylen	14-JOHNSON, Jaylen	3-MITCHELL, Donovan SNIDER, Quentin	4-MITCHELL, Donovan	3-JOHNSON, Jaylen MAHMOUD, Anas
WILLIAM & MARY	11/14/16	91-58	17-KING, V.J.	10-MATHIANG, Mango	5-ADEL, Deng	4-ADEL, Deng	5-MATHIANG, Mango
LONG BEACH ST	11/17/16	88-56	14-JOHNSON, Jaylen	11-JOHNSON, Jaylen	5-SNIDER, Quentin McMAHON, Ryan	2-MATHIANG, Mango SPALDING, Ray MITCHELL, Donovan	2-SPALDING, Ray MAHMOUD, Anas
vs Old Dominion	11/23/16	68-62	18-SNIDER, Quentin	12-JOHNSON, Jaylen	4-SNIDER, Quentin	7-MITCHELL, Donovan	2-SPALDING, Ray
vs Wichita State	11/24/16	62-52	14-MITCHELL, Donovan SNIDER, Quentin	9-SPALDING, Ray	5-MITCHELL, Donovan	3-MITCHELL, Donovan	6-MAHMOUD, Anas
vs Baylor	11/25/16	63-66	17-MITCHELL, Donovan	8-MITCHELL, Donovan	4-MITCHELL, Donovan	1-MAHMOUD, Anas MITCHELL, Donovan ADEL, Deng MATHIANG, Mango	1-MAHMOUD, Anas MATHIANG, Mango
PURDUE	11/30/16	71-64	11-MATHIANG, Mango SPALDING, Ray	9-SPALDING, Ray	2-SNIDER, Quentin MAHMOUD, Anas ADEL, Deng	1-MATHIANG, Mango ADEL, Deng MITCHELL, Donovan MAHMOUD, Anas JOHNSON, Jaylen McMAHON, Ryan	1-SPALDING, Ray MAHMOUD, Anas MITCHELL, Donovan
at Grand Canyon	12/3/16	79-70	15-ADEL, Deng	8-MATHIANG, Mango	4-SNIDER, Quentin	2-LEVITCH, David	2-MATHIANG, Mango
SOUTHERN ILLINOIS	12/7/16	74-51	15-MATHIANG, Mango	12-ADEL, Deng	4-SNIDER, Quentin	2-HICKS, Tony SPALDING, Ray MITCHELL, Donovan	6-JOHNSON, Jaylen
TEXAS SOUTHERN	12/10/16	102-71	15-SNIDER, Quentin	8-JOHNSON, Jaylen MATHIANG, Mango	4-SNIDER, Quentin	4-MITCHELL, Donovan	3-ADEL, Deng
EASTERN KENTUCKY	12/17/16	87-56	15-MITCHELL, Donovan	13-MATHIANG, Mango	6-SNIDER, Quentin	2-MAHMOUD, Anas SPALDING, Ray	5-MAHMOUD, Anas
KENTUCKY	12/21/16	73-70	22-SNIDER, Quentin	7-SPALDING, Ray	5-SNIDER, Quentin	2-SNIDER, Quentin	2-MAHMOUD, Anas MATHIANG, Mango
VIRGINIA	12/28/16	53-61	8-ADEL, Deng SNIDER, Quentin HICKS, Tony	6-SPALDING, Ray	2-MAHMOUD, Anas	1-HICKS, Tony MITCHELL, Donovan JOHNSON, Jaylen MATHIANG, Mango ADEL, Deng	2-MAHMOUD, Anas
vs Indiana	12/31/16	77-62	25-MITCHELL, Donovan	7-JOHNSON, Jaylen	4-ADEL, Deng	3-SNIDER, Quentin	3-MAHMOUD, Anas
at Notre Dame	1/4/17	70-77	20-MITCHELL, Donovan	10-SPALDING, Ray	5-MITCHELL, Donovan	5-MITCHELL, Donovan	6-MAHMOUD, Anas
at Georgia Tech	1/7/17	65-50	20-MITCHELL, Donovan	12-SPALDING, Ray	7-SNIDER, Quentin	2-SNIDER, Quentin SPALDING, Ray	3-MITCHELL, Donovan MATHIANG, Mango
PITTSBURGH	1/11/17	85-80	22-SNIDER, Quentin	8-MITCHELL, Donovan SPALDING, Ray	5-SNIDER, Quentin	3-MITCHELL, Donovan	3-MATHIANG, Mango
DUKE	1/14/17	78-69	17-MAHMOUD, Anas	11-MAHMOUD, Anas	6-SNIDER, Quentin	3-SNIDER, Quentin	1-MAHMOUD, Anas HICKS, Tony
CLEMSON	1/19/17	92-60	18-MITCHELL, Donovan ADEL, Deng	10-JOHNSON, Jaylen	4-MITCHELL, Donovan	3-MITCHELL, Donovan	2-MATHIANG, Mango
at Florida State	1/21/17	68-73	16-HICKS, Tony	13-MATHIANG, Mango	3-LEVITCH, David	1-ADEL, Deng JOHNSON, Jaylen MATHIANG, Mango	2-MATHIANG, Mango
at Pitt	1/24/17	106-51	29-MITCHELL, Donovan	11-JOHNSON, Jaylen	5-McMAHON, Ryan	2-MAHMOUD, Anas	3-SPALDING, Ray
NC STATE	1/29/17	85-60	28-MITCHELL, Donovan	8-MITCHELL, Donovan	5-MITCHELL, Donovan	2-MITCHELL, Donovan LEVITCH, David	1-SPALDING, Ray KING, V.J. MAHMOUD, Anas
at Boston College	2/4/17	90-67	19-MITCHELL, Donovan ADEL, Deng	7-JOHNSON, Jaylen SPALDING, Ray	3-MITCHELL, Donovan LEVITCH, David	4-MITCHELL, Donovan	3-MAHMOUD, Anas

-- more --



2016-17 Louisville Men's Basketball
LOUISVILLE Game-by-Game Highs (as of Mar 19, 2017)
All games



Opponent	Date	Score	Points	Rebounds	Assists	Steals	Blocked shots
at Virginia	2/6/17	55-71	24-KING, V.J.	5-SPALDING, Ray	3-MITCHELL, Donov	4-MITCHELL, Donov	2-MAHMOUD, Anas
MIAMI	2/11/17	71-66	18-MITCHELL, Donov ADEL, Deng	8-JOHNSON, Jaylen MATHIANG, Mango	4-SNIDER, Quentin MITCHELL, Donova	2-JOHNSON, Jaylen	1-MITCHELL, Donov ADEL, Deng JOHNSON, Jaylen MATHIANG, Mango
at Syracuse	2/13/17	76-72	16-MITCHELL, Donov	8-MAHMOUD, Anas	6-SNIDER, Quentin	3-MITCHELL, Donov	3-MAHMOUD, Anas
VIRGINIA TECH	2/18/17	94-90	26-MITCHELL, Donov	8-JOHNSON, Jaylen	4-SNIDER, Quentin	2-MAHMOUD, Anas	2-SPALDING, Ray
at North Carolina	2/22/17	63-74	21-MITCHELL, Donov	6-ADEL, Deng	3-ADEL, Deng MITCHELL, Donova	2-MAHMOUD, Anas SPALDING, Ray	4-MAHMOUD, Anas
SYRACUSE	2/26/17	88-68	25-MITCHELL, Donov	11-SPALDING, Ray	6-SNIDER, Quentin	4-MAHMOUD, Anas	1-SPALDING, Ray MAHMOUD, Anas MATHIANG, Mango
at Wake Forest	3/1/17	81-88	22-ADEL, Deng	10-MATHIANG, Mang	3-MITCHELL, Donov ADEL, Deng	3-MITCHELL, Donov	2-SPALDING, Ray
NOTRE DAME	3/4/17	71-64	20-MITCHELL, Donov	11-MATHIANG, Mang	6-SNIDER, Quentin	2-MITCHELL, Donov	1-MAHMOUD, Anas MATHIANG, Mango
vs Duke	3/8/17	77-81	21-ADEL, Deng	7-MAHMOUD, Anas	5-SNIDER, Quentin	1-SNIDER, Quentin MATHIANG, Mango SPALDING, Ray	3-MATHIANG, Mango
vs Jacksonville State	3/17/17	78-63	18-MATHIANG, Mang	10-MITCHELL, Donov	5-MITCHELL, Donov SNIDER, Quentin	3-MITCHELL, Donov	2-MAHMOUD, Anas MATHIANG, Mango
vs Michigan	3/19/17	69-73	19-MITCHELL, Donov	7-MITCHELL, Donov	5-MITCHELL, Donov	2-HICKS, Tony	3-MAHMOUD, Anas

Specialty Stats Game-by-Game (UL/Opp)

Opponent	Date	Paint	Off TO	2nd Chnc	Fast Brk	Bench	Opponent	Date	Paint	Off TO	2nd Chnc	Fast Brk	Bench
Evansville	11/11/16	46/20	20/12	23/4	7/6	26/19	Duke	1/14/17	36/26	13/7	13/5	6/6	16/3
William & Mary	11/14/16	46/22	22/5	14/13	10/4	37/23	Clemson	1/19/17	42/22	23/12	20/9	4/2	24/22
Long Beach State	11/17/16	42/20	25/12	19/12	0/4	40/18	Florida State	1/21/17	40/30	7/12	18/9	4/6	40/11
Old Dominion	11/23/16	20/34	17/11	18/13	4/4	12/15	Pittsburgh	1/24/17	52/12	22/7	12/4	11/4	36/17
Wichita State	11/24/16	18/20	8/9	16/16	5/2	21/24	NC State	1/29/17	32/24	22/11	15/8	2/4	33/10
Baylor	11/25/16	38/46	11/9	13/5	9/10	18/36	Boston College	2/4/17	40/28	23/8	4/0	14/6	32/23
Purdue	11/30/16	32/18	11/13	14/11	2/4	28/23	Virginia	2/6/17	22/32	11/8	7/11	4/8	6/21
Grand Canyon	12/3/16	44/22	18/7	10/5	4/6	38/5	Miami	2/11/17	18/34	11/5	15/14	2/2	27/18
Southern Illinois	12/7/16	40/22	17/10	13/3	6/8	22/4	Syracuse	2/13/17	30/32	12/10	18/9	8/10	20/12
Texas Southern	12/10/16	38/32	28/11	30/25	6/6	43/8	Virginia Tech	2/18/17	34/20	11/5	26/3	0/0	18/43
Eastern Kentucky	12/17/16	38/26	21/14	16/4	18/6	42/17	North Carolina	2/22/17	40/24	17/14	8/9	14/7	14/11
Kentucky	12/21/16	34/32	8/13	11/4	8/12	6/12	Syracuse	2/26/17	38/22	27/18	15/14	12/0	24/3
Virginia	12/28/16	26/26	13/18	6/8	4/8	26/29	Wake Forest	3/1/17	38/22	11/18	12/10	8/6	38/46
Indiana	12/31/16	30/30	19/8	5/21	4/2	39/21	Notre Dame	3/4/17	30/28	6/15	14/10	5/6	22/8
Notre Dame	1/4/17	32/34	17/11	15/12	8/4	16/11	Duke	3/9/17	46/28	10/10	7/9	6/14	20/22
Georgia Tech	1/7/17	26/24	7/5	18/12	4/6	11/7	Jacksonville State	3/17/17	44/14	7/5	24/3	11/0	13/4
Pittsburgh	1/11/17	34/22	15/22	17/10	9/2	31/7	Michigan	3/19/17	44/40	11/11	17/12	10/10	15/3

2017 Post Season Statistics

#	Player	Total		3-Point		F-Throw		Rebounds																			
		gp-gs	min	avg	fg-fga	fg%	3fg-fga	3fg%	ft-fa	ft%	off	def	tot	avg	pf	dq	a	a/g	to	to/g	a/to	blk	blk/g	stl	stl/g	pts	avg
22	ADEL, Deng	3-3	104	34.7	19-32	.594	6-12	.500	9-10	.900	0	11	11	3.7	7	0	4	1.33	4	1.33	1.00	1	0.33	1	0.33	53	17.7
12	MATHIANG, Mangok	3-3	71	23.7	17-24	.708	0-0	.000	6-8	.750	7	6	13	4.3	8	0	3	1.00	3	1.00	1.00	5	1.67	2	0.67	40	13.3
45	MITCHELL, Donovan	3-3	108	36.0	14-46	.304	4-21	.190	4-5	.800	5	15	20	6.7	10	0	11	3.67	2	0.67	5.50	3	1.00	4	1.33	36	12.0
04	SNIDER, Quentin	3-3	94	31.3	11-36	.306	4-20	.200	5-8	.625	1	7	8	2.7	7	0	13	4.33	4	1.33	3.25	0	0.00	2	0.67	31	10.3
13	SPALDING, Ray	3-0	64	21.3	8-10	.800	0-0	.000	5-8	.625	5	6	11	3.7	5	0	3	1.00	3	1.00	1.00	0	0.00	2	0.67	21	7.0
10	JOHNSON, Jaylen	3-3	54	18.0	8-15	.533	0-0	.000	0-1	.000	6	8	14	4.7	5	0	1	0.33	3	1.00	0.33	0	0.00	1	0.33	16	5.3
14	MAHMOUD, Anas	3-0	51	17.0	6-9	.667	0-0	.000	2-8	.250	6	9	15	5.0	5	0	3	1.00	3	1.00	1.00	7	2.33	0	0.00	14	4.7
01	HICKS, Tony	3-0	21	7.0	2-6	.333	0-1	.000	3-4	.750	0	1	1	0.3	2	0	1	0.33	1	0.33	1.00	0	0.00	2	0.67	7	2.3
00	KING, V.J.	3-0	23	7.7	3-6	.500	0-1	.000	0-0	.000	0	4	4	1.3	2	0	1	0.33	0	0.00	99.00	0	0.00	0	0.00	6	2.0
11	HENDERSON, Jay	1-0	1	1.0	0-0	.000	0-0	.000	0-0	.000	0	0	0	0.0	0	0	0	0.00	0	0.00	0.00	0	0.00	0	0.00	0	0.0
23	LEVITCH, David	3-0	9	3.0	0-1	.000	0-1	.000	0-0	.000	1	3	4	1.3	2	0	1	0.33	1	0.33	1.00	0	0.00	0	0.00	0	0.0
30	McMAHON, Ryan	1-0	0	0.0	0-0	.000	0-0	.000	0-0	.000	0	0	0	0.0	0	0	0	0.00	0	0.00	0.00	0	0.00	0	0.00	0	0.0
Total.....		3	600		88-185	.476	14-56	.250	34-52	.654	39	71	110	36.7	53	0	41	13.67	25	8.33	1.64	16	5.33	14	4.67	224	74.7
Opponents.....		3	600		77-162	.475	23-54	.426	40-53	.755	22	65	87	29.0	50	-	34	11.33	28	9.33	1.21	15	5.00	11	3.67	217	72.3

2016-17 Box Scores

Louisville 109, Kentucky Wesleyan 71 (exhibition) Nov. 3, 2016 -- KFC YUM! CENTER

Louisville 109

Player	min	FG	3FG	FT	Reb	Ast	TO	BL	ST	PF	TP
Johnson	f 21	6-6	0-0	3-6	6	2	2	0	0	4	15
Adel	f 23	5-7	1-1	5-5	7	3	3	0	0	1	16
Mahmoud	c 19	3-7	0-0	0-0	1	0	2	1	1	1	6
Snider	g 27	5-9	4-6	0-0	3	2	2	0	1	1	14
Mitchell	g 21	4-9	0-3	3-4	5	4	1	1	2	3	11
King	16	2-3	1-1	3-4	3	0	1	0	0	2	8
Hicks	15	1-4	0-1	1-2	3	5	0	0	0	2	3
Stockman	8	2-5	0-0	3-4	4	2	1	0	0	2	7
Henderson	1	0-0	0-0	0-0	0	0	0	0	0	0	0
Mathiang	13	3-3	0-0	1-2	5	1	0	1	1	4	7
Spalding	19	4-6	0-0	0-0	4	0	4	2	2	0	8
Levitich	8	0-1	0-1	0-0	0	1	0	0	0	2	0
McMahon	9	4-5	3-4	3-4	1	0	0	0	1	2	14
Team					1						
Totals	200	39-65	9-17	22-31	43	21	14	6	8	24	109

Total FG% 1st H: 20-36 55.6% 2nd H: 19-29 65.5% Game: 60.0%
 3-Pt. FG% 1st H: 3- 8 37.5% 2nd H: 6- 9 66.7% Game: 52.9%
 FThrow % 1st H: 8-10 80.0% 2nd H: 14-21 66.7% Game: 71.0%

Kentucky Wesleyan 71

Player	min	FG	3FG	FT	Reb	Ast	TO	BL	ST	PF	TP
Williams	26	5-12	0-5	2-2	5	1	1	0	0	5	12
Hatton	28	4-9	2-4	1-1	2	0	1	0	0	2	11
Foster	16	0-2	0-0	4-4	0	0	0	0	0	0	4
Jacks	30	5-8	0-0	3-7	11	3	4	0	0	4	13
Bosley	32	3-12	1-5	7-9	2	2	1	0	0	0	14
Lindsey	22	1-2	0-1	4-5	4	5	5	0	0	4	6
Noffsinger	2	0-0	0-0	0-0	0	1	0	0	0	0	0
Stanford	14	2-5	0-0	0-1	2	0	1	1	0	4	4
Lukens	2	0-0	0-0	0-0	0	0	0	0	0	0	0
Derkson	14	2-4	1-3	0-0	1	1	1	0	0	2	5
Vigilance	14	1-5	0-0	0-1	2	0	1	0	4	5	2
Team					1		1				
Totals	200	23-59	4-18	21-30	30	13	20	1	4	26	71

Total FG% 1st H: 10-28 35.7% 2nd H: 13-31 41.9% Game: 39.0%
 3-Pt. FG% 1st H: 4-11 36.4% 2nd H: 0- 7 0.0% Game: 22.2%
 FThrow % 1st H: 7-10 70.0% 2nd H: 14-20 70.0% Game: 70.0%

Score by Periods	1st	2nd	Total	Attendance:
Ky. Wesleyan	31	40	71	15,836
Louisville	51	58	109	Ties: 0
				Lead Changes: 0

Louisville 81, Bellarmine 60 (exhibition) Nov. 7, 2016 -- KFC YUM! CENTER

Louisville 81

Player	min	FG	3FG	FT	Reb	Ast	TO	BL	ST	PF	TP
Johnson	f 26	3-8	0-0	0-0	11	0	3	1	2	1	6
Adel	f 22	5-9	1-3	2-2	3	2	1	0	0	3	13
Mathiang	c 23	1-3	0-0	0-0	5	2	1	0	0	1	2
Snider	g 28	4-11	3-6	0-0	3	4	1	0	0	2	11
Mitchell	g 17	4-6	3-4	2-2	2	1	1	0	0	2	13
King	15	3-6	0-0	0-1	2	0	0	0	0	2	6
Hicks	12	5-8	0-1	2-4	2	2	1	0	0	1	12
Henderson	3	0-1	0-1	0-0	0	0	0	0	0	0	0
Spalding	14	1-4	0-0	2-2	3	1	2	2	3	4	4
Mahmoud	17	1-3	0-0	0-0	6	1	1	0	1	1	2
Levitich	15	3-4	1-2	2-2	0	0	0	0	0	0	9
McMahon	8	1-2	1-2	0-2	0	0	0	0	1	2	3
Team					0						
Totals	200	31-65	9-19	10-15	37	11	12	4	7	17	81

Total FG% 1st H: 18-34 52.9% 2nd H: 13-31 41.9% Game: 47.7%
 3-Pt. FG% 1st H: 7-14 50.0% 2nd H: 2- 5 40.0% Game: 47.4%
 FThrow % 1st H: 6-11 54.5% 2nd H: 4- 4 100% Game: 66.7%

Bellarmine 60

Player	min	FG	3FG	FT	Reb	Ast	TO	BL	ST	PF	TP
Knott	f 26	6-7	2-2	1-2	4	0	3	0	1	1	15
Eberhard	f 33	6-14	0-2	0-2	5	4	3	1	0	0	12
Davis	g 33	2-3	0-0	3-6	7	3	0	0	4	7	7
Troutman	g 35	2-10	1-5	4-4	9	1	4	0	2	3	9
Coles	g 21	3-3	2-2	0-0	3	2	1	0	2	2	8
Cook	13	0-2	0-1	0-0	3	1	0	1	0	1	0
Ramser	3	0-1	0-0	0-0	1	0	2	0	0	0	0
Jenkins	20	2-9	1-3	2-2	1	2	4	0	1	2	7
Bach	9	0-1	0-0	0-0	1	0	1	0	0	1	0
Hunter	3	0-0	0-0	0-0	1	0	0	0	0	0	0
Schurfranz	1	0-0	0-0	0-0	0	0	0	0	0	0	0
Taylor	3	1-1	0-0	0-0	0	0	0	0	0	0	2
Team					0		2				
Totals	200	22-51	6-15	10-14	34	17	23	2	6	14	60

Total FG% 1st H: 3-16 18.8% 2nd H: 19-35 54.3% Game: 43.1%
 3-Pt. FG% 1st H: 1- 7 14.3% 2nd H: 5- 8 62.5% Game: 40.0%
 FThrow % 1st H: 10-13 76.9% 2nd H: 0- 1 0.0% Game: 66.7%

Score by Periods	1st	2nd	Total	Attendance:
Bellarmine	17	43	60	16,437
Louisville	49	32	81	Ties: 0
				Lead Changes: 0

Louisville 78, Evansville 47 Nov. 11, 2016 -- KFC YUM! CENTER

Louisville 78

Player	min	FG	3FG	FT	Reb	Ast	TO	BL	ST	PF	TP
Johnson	f 24	9-11	1-1	0-2	14	1	3	3	0	0	19
Adel	f 23	1-8	0-3	4-5	5	2	1	0	1	0	6
Mathiang	c 20	4-10	0-0	1-2	7	0	1	2	0	2	9
Snider	g 18	0-1	0-1	3-4	2	3	1	0	0	3	3
Mitchell	g 26	6-11	2-6	1-2	5	3	3	0	4	0	15
King	14	0-1	0-1	6-8	2	0	0	1	0	1	6
Hicks	18	2-5	0-1	0-2	2	2	1	0	2	0	4
Stockman	3	2-3	0-0	0-2	2	0	0	0	0	1	4
Henderson	3	0-0	0-0	0-0	0	0	0	0	0	0	0
Spalding	15	1-4	0-1	0-0	4	1	1	1	1	5	2
Mahmoud	17	5-5	0-0	0-0	5	1	1	3	1	2	10
Sharpe	1	0-0	0-0	0-0	0	0	0	0	0	0	0
Levitich	12	0-2	0-0	0-0	3	2	0	0	1	0	0
McMahon	6	0-2	0-1	0-0	0	0	0	0	0	3	0
Team					1						
Totals	200	30-63	3-15	15-27	52	15	12	10	10	17	78

Total FG% 1st H: 13-28 46.4% 2nd H: 17-35 48.6% Game: 46.6%
 3-Pt. FG% 1st H: 3-10 30.0% 2nd H: 0- 5 0.0% Game: 20.0%
 FThrow % 1st H: 14-19 73.7% 2nd H: 1- 8 12.5% Game: 55.6%

Evansville 47

Player	min	FG	3FG	FT	Reb	Ast	TO	BL	ST	PF	TP
Wiley	f 12	0-2	0-0	0-2	3	0	1	0	1	3	0
Howard	f 21	1-3	0-0	0-0	7	0	1	0	0	1	2
Taylor	g 26	2-14	1-5	0-0	5	1	3	1	3	3	5
Brown	g 33	5-13	3-6	6-10	1	1	1	0	1	0	19
Gibson	g 24	1-4	0-0	0-0	0	2	1	0	0	0	2
Benzon	18	2-4	0-0	1-2	3	0	0	0	1	3	5
Eaves	9	0-1	0-1	0-0	2	0	2	0	0	1	0
Hainna	10	0-2	0-1	0-0	1	0	0	0	0	1	0
Smith	22	1-5	0-2	3-3	3	2	2	0	1	4	5
Vucetic	12	2-7	0-0	1-2	2	0	1	1	0	2	5
Traore	13	2-2	0-0	0-1	1	0	0	0	0	0	4
Team					1		1				
Totals	200	16-57	4-15	11-20	29	6	13	2	7	18	47

Total FG% 1st H: 10-34 29.4% 2nd H: 6-23 26.1% Game: 28.1%
 3-Pt. FG% 1st H: 4-11 36.4% 2nd H: 0- 4 0.0% Game: 26.7%
 FThrow % 1st H: 3- 5 60.0% 2nd H: 8-15 53.3% Game: 55.0%

Score by Periods	1st	2nd	Total	Attendance:
Evansville	27	20	47	21,129
Louisville	43	35	78	Ties: 5
				Lead Changes: 10

Louisville 91, William & Mary 58 Nov. 14, 2016 -- KFC YUM! CENTER

Louisville 91

Player	min	FG	3FG	FT	Reb	Ast	TO	BL	ST	PF	TP
Johnson	f 25	5-8	0-0	3-4	9	0	1	0	1	3	13
Adel	f 27	4-9	1-5	7-7	5	5	0	4	1	1	16
Mathiang	c 23	1-2	0-0	1-6	10	2	0	5	0	1	3
Snider	g 26	4-11	4-9	1-2	3	4	2	0	0	1	13
Mitchell	g 29	4-10	1-5	0-0	5	3	2	4	1	3	9
King	17	7-11	3								

2016-17 Box Scores

Louisville 62, Wichita State 52 Nov. 24, 2016 -- Paradise Island, Bahamas Battle 4 Atlantis

Louisville 62

Player	min	FG	3FG	FT	Reb	Ast	TO	BL	ST	PF	TP
Johnson	f 14	0-1	0-0	1-2	6	0	0	0	0	3	1
Adel	f 21	3-6	3-4	2-2	2	1	1	0	0	5	11
Mathiang	c 6	0-1	0-0	1-2	2	0	1	0	0	4	1
Snider	g 35	5-15	2-8	2-2	4	3	0	1	3	14	14
Mitchell	g 35	3-13	2-8	2-3	8	5	1	0	3	1	14
King	20	2-8	0-3	6-8	4	0	3	0	0	1	10
Stockman	3	0-0	0-0	0-0	1	0	0	0	0	0	0
Spalding	25	2-5	0-0	0-0	9	1	2	0	3	4	2
Mahmoud	31	1-1	0-0	3-4	5	1	3	6	0	2	5
Levitich	8	1-1	0-0	0-0	0	2	0	0	0	0	2
McMahon	2	0-1	0-1	0-0	1	0	1	0	0	0	0
Team					4						
Totals	200	19-52	7-24	17-23	46	13	15	8	4	22	62

Total FG% 1st H: 12-28 42.9% 2nd H: 7-24 29.3% Game: 36.5%
 3-Pt. FG% 1st H: 4-12 33.3% 2nd H: 3-12 25.0% Game: 29.2%
 FThrow % 1st H: 6- 8 62.5% 2nd H: 12-15 80.0% Game: 73.9%

Wichita State 52

Player	min	FG	3FG	FT	Reb	Ast	TO	BL	ST	PF	TP
Kelly	f 19	0-4	0-1	0-1	2	1	0	0	0	3	0
Brown	f 19	3-8	1-4	0-2	2	1	1	0	1	1	7
Morris	c 30	5-13	0-1	0-0	4	1	1	0	1	2	10
Shamet	g 16	0-5	0-2	2-2	4	3	2	0	0	4	2
Frankamp	g 34	3-7	3-7	0-0	4	1	0	0	1	0	9
Smith	13	1-1	1-1	0-0	1	1	0	0	0	0	3
Reaves	14	2-6	1-4	0-0	2	1	1	0	0	0	5
Nuger	14	1-1	0-0	1-1	5	0	1	0	0	1	3
Willis	12	1-4	0-0	1-2	4	1	2	0	1	4	3
Hamilton	2	0-1	0-0	0-2	0	0	0	0	0	0	0
McDuffie	27	2-7	0-2	6-8	4	2	3	0	0	2	10
Team					1						
Totals	200	18-57	6-22	10-18	33	17	12	12	0	4	52

Total FG% 1st H: 7-26 26.9% 2nd H: 11-31 35.5% Game: 31.6%
 3-Pt. FG% 1st H: 2- 8 25.0% 2nd H: 4-14 28.6% Game: 27.3%
 F Throw % 1st H: 1- 7 14.3% 2nd H: 9-11 81.8% Game: 55.6%

Score by Periods	1st	2nd	Total	Attendance:
Wichita State	17	35	52	Ties: 1
Louisville	33	29	62	Lead Changes: 2

Louisville 63, Baylor 66 Nov. 25, 2016 -- Paradise Island, Bahamas Battle 4 Atlantis Championship Game

Louisville 63

Player	min	FG	3FG	FT	Reb	Ast	TO	BL	ST	PF	TP
Johnson	f 29	5-9	0-0	0-0	6	0	1	0	0	2	10
Adel	f 30	1-9	0-2	2-2	5	1	1	0	1	4	4
Mathiang	c 19	0-3	0-0	0-0	5	1	0	1	1	3	0
Snider	g 34	6-17	2-8	0-0	2	3	0	0	0	1	14
Mitchell	g 36	6-11	2-5	3-4	8	4	4	0	1	3	17
King	12	2-5	1-1	0-0	2	0	2	0	0	0	5
Stockman	1	0-1	0-0	1-2	1	0	0	0	0	1	1
Henderson	1	0-0	0-0	0-0	0	0	0	0	0	0	0
Spalding	16	3-6	0-1	0-0	4	0	0	0	0	1	6
Mahmoud	14	1-1	0-0	0-0	0	2	0	1	1	3	2
Levitich	7	1-1	0-0	0-0	1	0	0	0	0	1	2
McMahon	1	0-1	0-1	2-2	0	0	0	0	0	0	2
Team					4						
Totals	200	25-64	5-18	8-10	35	11	7	2	4	19	63

Total FG% 1st H: 16-37 43.2% 2nd H: 9-27 33.3% Game: 39.1%
 3-Pt. FG% 1st H: 2-10 20.0% 2nd H: 3- 8 37.5% Game: 27.8%
 FThrow % 1st H: 5- 6 83.3% 2nd H: 3- 4 75.0% Game: 80.0%

Baylor 66

Player	min	FG	3FG	FT	Reb	Ast	TO	BL	ST	PF	TP
Lual-Acui	f 24	3-4	0-0	1-1	3	0	1	6	0	1	7
Motley	f 31	5-9	0-1	5-7	6	2	4	1	0	4	15
Lecomte	g 23	2-4	0-2	0-0	0	2	1	0	0	3	4
Wainright	g 30	0-3	0-3	0-0	8	5	1	0	0	3	0
Freeman	g 21	2-5	0-2	0-0	2	1	1	0	0	0	4
Mitchell	4	0-2	0-1	1-3	0	0	0	0	1	0	1
Lindsey	23	4-4	0-0	0-0	2	5	0	0	2	0	8
McClure	19	5-8	2-4	3-4	1	1	0	0	1	0	15
Maston	25	5-10	0-0	2-2	5	1	1	0	1	1	12
Team					4						
Totals	200	26-49	2-13	12-17	31	17	12	7	5	12	66

Total FG% 1st H: 9-23 39.1% 2nd H: 17-26 65.4% Game: 53.1%
 3-Pt. FG% 1st H: 0- 6 00.0% 2nd H: 2- 7 28.6% Game: 15.4%
 F Throw % 1st H: 6- 9 66.7% 2nd H: 6- 8 75.0% Game: 70.6%

Score by Periods	1st	2nd	Total	Attendance:
Baylor	24	42	66	Ties: 1
Louisville	39	24	63	Lead Changes: 1

Louisville 71, Purdue 64 Nov. 30, 2016 -- KFC YUM! CENTER ACC/Big Ten Challenge

Louisville 71

Player	min	FG	3FG	FT	Reb	Ast	TO	BL	ST	PF	TP
Johnson	f 13	3-5	0-0	0-0	2	0	0	0	1	2	6
Adel	f 31	3-7	2-4	1-2	5	2	3	0	1	1	9
Mathiang	c 25	5-11	0-0	1-2	8	1	2	0	1	3	11
Snider	g 31	2-11	0-4	5-7	2	2	2	0	0	0	9
Mitchell	g 22	3-9	0-3	2-2	5	1	2	1	1	4	8
King	10	0-3	0-0	0-0	2	0	0	0	0	0	0
Hicks	13	0-0	0-0	0-0	1	1	1	0	0	0	0
Stockman	1	0-0	0-0	0-0	0	0	0	0	0	0	0
Spalding	26	5-5	0-0	1-2	9	1	2	1	0	3	11
Mahmoud	14	4-4	0-0	1-2	1	2	0	1	1	5	9
Levitich	5	1-1	0-0	0-0	0	0	0	0	0	0	2
McMahon	9	2-2	2-2	0-0	1	1	0	0	1	1	6
Team					0						
Totals	200	28-58	4-13	11-17	36	11	12	3	6	19	71

Total FG% 1st H: 15-32 46.9% 2nd H: 13-26 50.0% Game: 48.3%
 3-Pt. FG% 1st H: 1- 7 14.3% 2nd H: 3- 6 50.0% Game: 30.8%
 FThrow % 1st H: 2- 3 66.7% 2nd H: 9-14 64.3% Game: 64.7%

Purdue 64

Player	min	FG	3FG	FT	Reb	Ast	TO	BL	ST	PF	TP
Edwards	f 22	0-4	0-2	1-2	3	3	3	1	0	3	1
Swanigan	f 35	3-7	2-3	6-8	11	3	6	0	2	4	14
Haas	c 24	2-9	0-0	4-6	5	0	1	0	0	2	8
Thompson	g 22	4-7	3-4	2-2	0	1	0	0	0	4	13
Mathias	g 31	1-4	0-2	3-4	5	4	1	0	1	1	5
Edwards	23	4-15	1-6	0-0	1	0	3	0	2	2	9
Smotherman	11	2-2	1-1	0-0	3	1	1	0	0	1	5
Cline	23	3-3	3-3	0-0	4	1	1	0	1	1	9
Albrecht	9	0-2	0-2	0-0	2	0	1	0	0	1	0
Team					0						
Totals	200	19-53	10-23	16-22	34	13	17	1	6	19	64

Total FG% 1st H: 7-28 25.0% 2nd H: 12-25 48.0% Game: 35.8%
 3-Pt. FG% 1st H: 4-12 33.3% 2nd H: 6-11 54.5% Game: 43.5%
 F Throw % 1st H: 1- 2 50.0% 2nd H: 15-20 75.0% Game: 72.7%

Score by Periods	1st	2nd	Total	Attendance:
Purdue	19	45	64	Ties: 0
Louisville	33	38	71	Lead Changes: 2

Louisville 79, Grand Canyon 70 Dec. 3, 2016 -- Phoenix, Ariz. (GCU Arena)

Louisville 79

Player	min	FG	3FG	FT	Reb	Ast	TO	BL	ST	PF	TP
Johnson	f 16	2-5	0-0	1-2	4	1	3	0	0	2	5
Adel	f 29	7-16	1-5	0-0	3	0	1	0	1	3	15
Mathiang	c 20	1-4	0-0	1-2	8	1	1	2	1	4	3
Snider	g 25	3-9	1-3	2-2	3	4	0	0	0	4	9
Mitchell	g 26	3-9	1-3	0-0	4	1	1	1	1	0	9
King	24	4-6	2-2	4-4	3	2	0	0	0	0	14
Stockman	15	3-3	0-0	4-5	3	0	1	0	0	1	10
Spalding	27	5-7	0-0	4-4	3	3	1	1	0	4	14
Levitich	14	0-1	0-1	0-0	2	0	2	0	2	0	0
McMahon	4	0-1	0-1	0-0	0	0	0	0	0	1	0
Team					3						
Totals	200	29-61	5-15	16-19	36	15	20	4	5	19	79

Total FG% 1st H: 12-30 40.0% 2nd H: 17-31 54.8% Game: 47.3%
 3-Pt. FG% 1st H: 2- 7 28.6% 2nd H: 3- 8 37.5% Game: 33.3%
 FThrow % 1st H: 10-11 90.9% 2nd H: 6- 8 75.0% Game: 84.2%

Grand Canyon 70

Player	min	FG	3FG	FT	Reb	Ast	TO	BL	ST	PF	
--------	-----	----	-----	----	-----	-----	----	----	----	----	--

2016-17 Box Scores

Louisville 87, Eastern Kentucky 56 Dec. 17, 2016 -- KFC YUM! CENTER

Louisville 87

Player	min	FG	3FG	FT	Reb	Ast	TO	BL	ST	PF	TP
Johnson	f 17	2-3	0-0	6-6	7	0	1	1	0	4	10
Adel	f 26	2-8	0-3	3-3	3	3	2	1	1	1	7
Mathiang	c 20	0-3	0-0	0-0	13	4	1	2	0	3	0
Snider	g 25	5-7	3-5	0-0	1	6	1	0	0	0	13
Mitchell	g 19	4-9	2-7	5-5	7	0	2	0	1	3	15
King	13	3-7	0-1	3-4	2	0	0	0	0	1	9
Hicks	17	4-8	2-3	0-0	1	1	4	0	0	1	10
Stockman	4	0-0	0-0	0-0	3	0	0	0	0	0	0
Henderson	1	0-0	0-0	0-0	0	1	0	0	1	0	0
Spalding	23	4-7	0-0	0-2	5	1	1	4	2	0	8
Mahmoud	16	3-5	0-0	0-1	4	0	1	5	2	1	6
Sharpe	1	0-0	0-0	0-0	0	1	1	0	0	0	0
Levitich	9	2-3	2-3	0-0	0	2	1	0	0	1	6
McMahon	9	1-2	1-2	0-0	1	0	1	1	0	1	3
Team					0						
Totals	200	30-62	10-24	17-21	47	19	16	14	7	16	87

Total FG% 1st H: 12-31 38.7% 2nd H: 18-31 58.1% Game: 48.4%
 3-Pt. FG% 1st H: 5-12 41.7% 2nd H: 5-12 41.7% Game: 41.7%
 FThrow % 1st H: 7- 8 87.5% 2nd H: 10-13 76.9% Game: 81.0%

Eastern Kentucky 56

Player	min	FG	3FG	FT	Reb	Ast	TO	BL	ST	PF	TP
Mayo	f 32	5-12	2-3	3-6	5	4	1	0	1	2	15
Charles	f 13	2-5	0-0	0-1	4	0	0	0	2	4	4
Gist	g 31	5-15	2-6	0-2	1	3	4	0	2	3	12
Avare	g 34	1-5	1-4	0-0	2	0	0	0	1	1	3
McGlone	g 25	1-3	1-2	2-2	1	3	1	0	1	1	5
Adams	22	4-5	0-1	2-2	3	0	0	2	0	2	10
Dishman	18	1-7	0-0	0-0	8	0	1	1	0	1	2
Parke	1	0-0	0-0	1-2	0	0	0	0	0	0	1
Humphrey	1	0-0	0-0	0-0	0	1	0	0	0	0	0
Anderson	6	1-4	0-1	0-0	2	1	1	0	0	1	2
Chitty	17	1-3	0-1	0-0	1	1	7	0	1	2	2
Team					4		1				
Totals	200	21-59	6-18	8-15	31	12	17	3	8	17	56

Total FG% 1st H: 7-26 26.9% 2nd H: 14-33 42.4% Game: 35.6%
 3-Pt. FG% 1st H: 2- 9 22.2% 2nd H: 4- 9 44.4% Game: 33.3%
 F Throw % 1st H: 0- 5 0.0% 2nd H: 8-10 80.0% Game: 53.3%

Score by Periods	1st	2nd	Total	Attendance:
Eastern Kentucky	16	40	56	20,889
Louisville	36	51	87	Ties: 2
				Lead Changes: 1

Louisville 73, Kentucky 70 Dec. 21, 2016 -- KFC YUM! CENTER

Louisville 73

Player	min	FG	3FG	FT	Reb	Ast	TO	BL	ST	PF	TP
Johnson	f 26	7-11	0-0	0-1	6	0	1	1	1	3	14
Adel	f 37	5-10	2-3	6-6	6	2	1	0	1	4	18
Mathiang	c 25	0-2	0-0	0-0	5	0	2	2	0	4	0
Snider	g 37	10-19	2-6	0-0	6	5	3	0	2	3	22
Mitchell	g 28	3-12	2-5	5-7	4	1	4	0	0	3	13
King	3	0-1	0-0	0-0	0	0	0	0	0	1	0
Hicks	3	0-0	0-0	0-0	2	0	0	0	0	0	0
Spalding	13	1-2	0-0	4-4	7	1	1	0	0	3	6
Mahmoud	16	0-1	0-0	0-0	3	1	2	2	0	1	0
Levitich	12	0-2	0-0	0-2	1	0	0	0	0	1	0
Team					0						
Totals	200	26-60	6-14	15-20	40	10	14	5	4	23	73

Total FG% 1st H: 14-30 46.7% 2nd H: 12-30 40.0% Game: 43.3%
 3-Pt. FG% 1st H: 5-11 45.5% 2nd H: 1- 3 33.3% Game: 42.9%
 FThrow % 1st H: 6- 7 85.7% 2nd H: 9-13 69.2% Game: 75.0%

Kentucky 70

Player	min	FG	3FG	FT	Reb	Ast	TO	BL	ST	PF	TP
Adebayo	f 35	5-6	0-0	1-6	9	1	3	2	1	3	11
Gabriel	f 12	0-2	0-1	2-2	7	0	0	2	1	3	2
Fox	g 34	7-15	1-3	6-10	2	3	4	0	2	3	21
Monk	g 29	6-17	1-9	3-3	3	1	3	0	1	4	16
Briscoe	g 31	1-5	0-0	6-6	5	3	1	0	1	4	8
Mulder	9	2-4	2-3	0-0	0	0	0	0	0	0	6
Humphries	5	0-0	0-0	0-0	0	0	0	0	0	1	0
Hawkins	17	0-2	0-1	0-0	1	1	0	0	0	1	0
Willis	28	2-7	1-5	1-2	9	1	1	0	1	1	6
Team					0		1				
Totals	200	23-58	5-22	19-29	36	10	13	4	7	20	70

Total FG% 1st H: 13-33 39.4% 2nd H: 10-25 40.0% Game: 39.7%
 3-Pt. FG% 1st H: 3-12 25.0% 2nd H: 2-10 20.0% Game: 22.7%
 F Throw % 1st H: 11-13 84.6% 2nd H: 8-16 50.0% Game: 65.5%

Score by Periods	1st	2nd	Total	Attendance:
Kentucky	40	30	70	22,783
Louisville	39	34	73	Ties: 10
				Lead Changes: 9

Virginia 61, Louisville 53 Dec. 28, 2016 -- KFC YUM! CENTER

Louisville 53

Player	min	FG	3FG	FT	Reb	Ast	TO	BL	ST	PF	TP
Johnson	f 17	2-4	0-0	0-0	3	0	1	0	1	2	4
Adel	f 27	3-9	0-4	2-3	2	1	1	0	1	0	8
Mathiang	c 15	0-0	0-0	0-0	5	1	2	0	1	1	0
Snider	g 23	2-5	1-2	3-6	1	1	0	0	0	2	8
Mitchell	g 36	3-11	1-6	0-0	2	0	1	0	1	4	7
King	13	2-3	0-1	2-2	4	0	1	0	0	0	6
Hicks	19	4-5	0-1	0-2	0	1	3	0	1	3	8
Spalding	23	1-2	0-0	1-2	6	1	2	9	9	1	3
Mahmoud	25	2-5	0-0	3-5	3	2	2	2	0	1	7
McMahon	2	0-0	0-0	2-2	0	0	1	0	0	1	2
Team					0						
Totals	200	19-44	2-14	13-22	26	7	14	2	5	15	53

Total FG% 1st H: 7-19 36.8% 2nd H: 12-25 48.0% Game: 43.2%
 3-Pt. FG% 1st H: 1- 5 20.0% 2nd H: 1- 9 11.1% Game: 14.3%
 FThrow % 1st H: 6-10 60.0% 2nd H: 7-12 58.3% Game: 59.1%

Virginia 61

Player	min	FG	3FG	FT	Reb	Ast	TO	BL	ST	PF	TP
Wilkins	f 30	2-4	0-0	0-0	5	1	1	0	2	1	4
Salt	c 18	1-4	0-0	0-0	7	1	9	9	4	2	2
Hall	g 30	5-10	0-0	0-1	6	0	1	0	2	2	10
Perrantes	g 37	2-10	1-4	4-6	4	7	5	0	0	1	9
Thompson	g 18	3-6	1-2	0-0	0	2	3	0	0	4	7
Shayok	11	2-3	0-1	2-2	1	0	0	0	0	2	6
Guy	19	3-5	0-1	3-3	1	0	1	0	1	0	9
Jerome	6	0-0	0-0	0-0	0	1	1	0	0	1	0
Diakite	15	3-3	0-0	2-2	4	0	1	0	2	2	8
Reuter	16	3-4	0-0	0-0	3	0	0	0	0	2	6
Team					0		1				
Totals	200	24-49	2-8	11-14	31	12	14	0	7	19	61

Total FG% 1st H: 13-26 50.0% 2nd H: 11-23 47.8% Game: 49.0%
 3-Pt. FG% 1st H: 2- 6 33.3% 2nd H: 0- 2 0.0% Game: 25.0%
 F Throw % 1st H: 8- 9 88.9% 2nd H: 3- 5 60.0% Game: 78.6%

Score by Periods	1st	2nd	Total	Attendance:
Virginia	36	25	61	21,676
Louisville	21	32	53	Ties: 0
				Lead Changes: 0

Louisville 77, Indiana 62 Dec. 31, 2016 -- Indianapolis, Ind. (Bankers Life Fieldhouse) Countdown Classic

Louisville 77

Player	min	FG	3FG	FT	Reb	Ast	TO	BL	ST	PF	TP
King	f 13	1-2	0-0	0-0	1	0	2	0	0	2	2
Spalding	f 12	1-1	0-0	0-0	3	0	0	0	1	4	2
Mahmoud	c 34	5-8	0-0	0-0	2	2	1	3	2	4	10
Snider	g 36	2-8	1-4	2-2	1	3	3	0	3	1	7
Adel	g 32	5-10	3-6	4-4	4	4	0	1	0	3	17
Hicks	3	0-2	0-1	0-0	2	0	0	0	0	0	0
Stockman	1	0-0	0-0	0-0	0	0	0	0	0	1	0
Johnson	28	5-5	0-0	3-4	7	2	3	1	0	2	13
Mathiang	6	0-0	0-0	1-2	1	0	0	0	0	3	1
Levitich	2	0-0	0-0	0-0	0	0	0	0	0	1	0
Mitchell	33	8-15	4-8	5-6	3	3	1	0	1	2	25
Team					4						
Totals	200	27-51	8-19	15-18	28	14	10	5	7	23	77

Total FG% 1st H: 16-30 53.3% 2nd H: 11-21 52.4% Game: 52.9%
 3-Pt. FG% 1st H: 4-10 40.0% 2nd H: 4- 9 44.4% Game: 42.1%
 FThrow % 1st H: 3- 4

2016-17 Box Scores

Louisville 85, Pittsburgh 80 Jan. 11, 2017 -- KFC YUM! CENTER

Louisville 85

Player	min	FG	3FG	FT	Reb	Ast	TO	BL	ST	PF	TP
King	f 9	1-3	0-0	0-0	2	0	1	0	0	0	2
Spalding	f 29	4-5	0-0	3-6	8	1	3	1	0	3	11
Mahmoud	c 15	1-6	0-0	2-6	5	0	2	2	2	5	4
Snider	g 33	7-11	3-4	5-6	3	5	2	0	2	1	22
Mitchell	g 32	4-13	2-7	5-6	8	3	2	0	3	4	15
Hicks	6	1-1	0-0	0-0	1	0	3	0	0	1	2
Johnson	15	2-6	0-0	0-0	4	1	0	0	1	4	4
Henderson	0+	0-0	0-0	0-0	0	0	0	0	0	0	0
Mathiang	18	2-4	0-0	1-1	3	0	1	3	0	4	5
Adel	32	5-8	0-2	5-7	6	1	4	0	0	1	15
Levitich	10	1-1	1-1	2-2	1	1	0	0	0	0	5
McMahon	1	0-1	0-0	0-0	0	0	0	0	0	0	0
Team					4	0					
Totals	200	28-59	6-14	23-34	45	12	18	6	8	23	85

Total FG% 1st H: 16-32 50.0% 2nd H: 12-27 44.4% Game: 47.5%
 3-Pt. FG% 1st H: 5- 7 71.4% 2nd H: 1- 7 14.3% Game: 42.9%
 FThrow % 1st H: 10-11 90.9% 2nd H: 13-23 56.5% Game: 67.6%

Pittsburgh 80

Player	min	FG	3FG	FT	Reb	Ast	TO	BL	ST	PF	TP
Young	f 35	5-14	3-8	4-11	11	3	2	2	1	2	17
Jeter	f 17	2-5	2-4	1-2	3	3	2	0	0	5	7
Artis	g 37	15-22	7-13	6-8	3	2	2	0	0	3	43
Jones	g 36	2-6	0-1	0-0	2	2	2	0	2	1	4
Johnson	g 31	1-10	0-6	0-0	1	1	1	0	0	4	2
Wilson	10	0-0	0-0	1-2	1	0	1	0	1	3	1
Luther	27	1-1	0-0	4-6	6	1	4	0	0	4	6
Kitcart	5	0-0	0-0	0-0	0	0	0	0	0	2	0
Manigault	2	0-0	0-0	0-0	1	0	0	0	0	0	0
Milligan	0+	0-0	0-0	0-0	0	0	0	0	0	0	0
Team					2	1				1	
Totals	200	26-58	12-32	16-29	30	12	15	2	4	25	80

Total FG% 1st H: 8-24 33.3% 2nd H: 18-34 52.9% Game: 44.8%
 3-Pt. FG% 1st H: 4-13 30.8% 2nd H: 8-19 42.1% Game: 37.5%
 F Throw % 1st H: 6-12 50.0% 2nd H: 10-17 58.8% Game: 55.2%

Score by Periods	1st	2nd	Total	Attendance:
Pittsburgh	26	54	80	21,558
Louisville	47	38	85	Ties: 1
				Lead Changes: 2

Louisville 78, Duke 69 Jan. 14, 2017 -- KFC YUM! CENTER

Louisville 78

Player	min	FG	3FG	FT	Reb	Ast	TO	BL	ST	PF	TP
Spalding	f 24	3-4	0-0	5-7	2	1	2	0	1	4	11
Adel	f 19	2-7	0-2	2-3	1	4	1	0	0	4	6
Mahmoud	c 26	6-9	0-0	5-7	11	0	3	1	2	3	17
Snider	g 35	5-14	3-8	0-0	5	6	2	0	3	0	13
Mitchell	g 36	6-12	3-5	0-1	5	3	1	0	1	4	15
King	22	2-5	1-4	2-2	3	0	1	0	0	1	7
Hicks	5	1-2	0-0	0-0	0	0	1	0	1	3	2
Johnson	16	0-3	0-0	0-0	3	2	1	0	0	1	0
Mathiang	14	3-3	0-0	1-2	1	0	0	0	0	2	7
Levitich	3	0-0	0-0	0-0	0	0	0	0	0	2	0
Team					1						
Totals	200	28-59	7-19	15-22	32	16	11	2	7	24	78

Total FG% 1st H: 11-30 36.7% 2nd H: 17-29 58.6% Game: 47.5%
 3-Pt. FG% 1st H: 3-10 30.0% 2nd H: 4- 9 44.4% Game: 36.8%
 FThrow % 1st H: 9-13 69.2% 2nd H: 6- 9 66.7% Game: 68.2%

Duke 69

Player	min	FG	3FG	FT	Reb	Ast	TO	BL	ST	PF	TP
Tatum	f 31	3-11	0-1	5-6	5	0	3	0	1	4	11
Giles	f 19	3-5	0-0	1-4	6	1	1	2	1	3	7
Allen	g 36	6-11	2-3	9-12	9	3	6	0	0	3	23
Kennard	g 39	6-10	1-3	4-4	4	3	3	0	0	2	17
Jones	g 36	3-5	1-2	1-1	3	1	1	1	0	3	8
Jeter	17	0-0	0-0	0-1	2	0	2	1	0	2	0
DeLaurier	7	0-0	0-0	0-0	0	0	1	1	0	2	0
Jackson	10	1-5	1-3	0-0	1	0	1	0	0	3	3
Bolden	5	0-0	0-0	0-0	0	0	0	0	0	1	0
Team					2						
Totals	200	22-47	5-12	20-28	32	8	18	5	2	23	69

Total FG% 1st H: 11-24 45.8% 2nd H: 11-23 47.8% Game: 46.8%
 3-Pt. FG% 1st H: 2- 7 28.6% 2nd H: 3- 5 60.0% Game: 41.7%
 F Throw % 1st H: 6- 9 66.7% 2nd H: 14-19 73.7% Game: 71.4%

Score by Periods	1st	2nd	Total	Attendance:
Duke	30	39	69	22,686
Louisville	34	44	78	Ties: 5
				Lead Changes: 7

Louisville 92, Clemson 60 Jan. 19, 2017 -- KFC YUM! CENTER

Louisville 92

Player	min	FG	3FG	FT	Reb	Ast	TO	BL	ST	PF	TP
King	f 22	5-8	2-3	2-2	2	1	1	0	1	1	14
Johnson	f 27	4-6	0-0	4-5	10	2	0	0	2	2	12
Mahmoud	c 18	2-3	0-0	2-2	5	0	2	1	0	0	6
Adel	g 34	6-9	3-5	3-4	6	2	2	0	0	0	18
Mitchell	g 31	8-15	2-7	0-0	4	4	2	0	3	3	18
Hicks	17	4-8	1-3	0-2	3	0	0	0	1	1	9
Henderson	1	0-1	0-1	0-0	0	0	0	0	0	0	0
Mathiang	22	6-9	0-0	0-1	8	0	2	2	0	3	12
Spalding	8	0-1	0-0	0-0	3	1	1	1	0	4	0
Sharpe	1	0-1	0-0	0-0	1	0	0	0	0	0	0
Levitich	17	1-3	1-2	0-0	1	0	1	0	0	2	3
McMahon	2	0-0	0-0	0-0	0	0	0	0	0	0	0
Team					2						
Totals	200	36-64	9-22	11-16	45	10	11	4	7	16	92

Total FG% 1st H: 17-27 63.0% 2nd H: 19-37 51.4% Game: 56.3%
 3-Pt. FG% 1st H: 3- 6 50.0% 2nd H: 6-16 37.5% Game: 40.9%
 FThrow % 1st H: 4- 7 57.1% 2nd H: 7- 9 77.8% Game: 68.8%

Clemson 60

Player	min	FG	3FG	FT	Reb	Ast	TO	BL	ST	PF	TP
Blossomgame	27	4-8	2-4	0-0	2	0	1	0	0	1	10
Grantham	f 31	3-10	2-7	3-4	4	3	0	1	0	2	11
Djite	c 25	2-4	0-0	1-4	5	0	1	0	3	4	5
Mitchell	g 22	1-3	0-1	2-4	1	3	2	0	0	3	4
Holmes	g 20	3-7	2-5	0-0	1	0	0	0	0	0	8
Robertin	2	0-0	0-0	0-0	0	0	0	0	0	0	0
Hudson	2	0-0	0-0	0-0	1	0	2	0	0	0	0
Reed	24	6-13	1-5	0-0	0	2	2	0	2	2	13
DeVoe	30	3-6	1-3	0-0	4	2	3	0	0	2	7
Fields	1	0-0	0-0	0-0	0	0	0	0	0	0	0
Thomas	16	1-4	0-0	0-1	5	0	3	0	2	6	2
Team					2						
Totals	200	23-55	8-25	6-13	25	10	14	1	7	20	60

Total FG% 1st H: 12-27 44.4% 2nd H: 11-28 39.3% Game: 41.8%
 3-Pt. FG% 1st H: 5- 13 38.5% 2nd H: 3-12 25.0% Game: 32.0%
 F Throw % 1st H: 2- 2 100% 2nd H: 4-11 36.4% Game: 46.2%

Score by Periods	1st	2nd	Total	Attendance:
Clemson	31	29	60	21,436
Louisville	41	51	92	Ties: 3
				Lead Changes: 1

Florida State 73, Louisville 68 Jan. 21, 2017 -- Tallahassee, Fla. (Tucker Center)

Louisville 68

Player	min	FG	3FG	FT	Reb	Ast	TO	BL	ST	PF	TP
King	f 7	0-4	0-1	0-0	0	0	1	0	0	0	0
Johnson	f 16	4-5	0-0	2-2	1	0	2	0	1	5	10
Mahmoud	c 5	0-0	0-0	0-0	0	0	0	0	0	4	0
Adel	g 36	4-13	0-3	4-6	6	2	1	0	1	0	12
Mitchell	g 20	2-10	0-3	2-2	3	2	1	0	4	6	6
Hicks	32	6-17	1-2	3-4	3	1	1	0	0	2	16
Stockman	1	0-0	0-0	0-0	0	0	0	0	0	2	0
Mathiang	33	5-6	0-0	3-6	13	1	1	2	1	2	13
Spalding	23	1-4	0-0	0-2	6	0	2	1	0	2	2
Levitich	23	3-4	1-2	2-2	3	3	0	0	0	4	9
McMahon	4	0-2	0-2	0-0	0	0	0	0	0	1	0
Team					8						
Totals	200	25-65	2-13	16-24	43	7	10	4	3	26	68

Total FG% 1st H: 13-33 39.4% 2nd H: 12-32 37.5% Game: 38.5%
 3-Pt. FG% 1st H: 1- 2 50.0% 2nd H: 1-11 9.1% Game: 15.4%
 FThrow % 1st H: 8-15

2016-17 Box Scores

Louisville 90, Boston College 67 Feb. 4, 2017 -- Chestnut Hill, MA (Conte Forum)

Louisville 90												
Player	min	FG	3FG	FT	Reb	Ast	TO	BL	ST	PF	TP	
Johnson	f 22	3-3	0-0	3-5	7	1	1	0	0	1	9	
Adel	f 34	7-10	3-4	2-2	2	0	2	2	0	0	19	
Mahmoud	c 16	4-6	0-0	0-0	3	0	1	3	0	1	8	
Levitich	g 22	1-7	1-4	0-0	2	3	1	0	0	2	3	
Mitchell	g 32	7-10	2-4	3-3	3	3	1	0	4	4	19	
King	22	4-7	0-0	3-3	3	1	0	0	1	2	11	
Henderson	1	1-2	0-1	0-0	0	0	0	0	0	0	2	
Mathiang	24	7-11	0-0	2-2	4	1	2	0	2	2	16	
Spalding	18	0-2	0-0	3-4	7	1	1	0	1	2	3	
McMahon	9	0-1	0-1	0-0	1	0	0	0	0	4	0	
Team					0							
Totals	200	34-59	6-14	16-19	32	10	9	5	8	18	90	
Total FG%	1st H:	15-29	51.7%	2nd H:	19-30	63.3%	Game:	57.6%				
3-Pt. FG%	1st H:	3- 7	42.9%	2nd H:	3- 7	42.9%	Game:	42.9%				
FThrow %	1st H:	6- 7	85.7%	2nd H:	10-12	83.3%	Game:	84.2%				

Boston College 67												
Player	min	FG	3FG	FT	Reb	Ast	TO	BL	ST	PF	TP	
Bowman	f 39	8-15	2-3	0-1	5	2	4	0	1	1	18	
Robinson	g 33	4-14	0-5	5-6	0	2	2	0	2	0	13	
Chatman	g 27	3-6	2-5	2-2	3	0	0	0	0	0	10	
Tava	g 28	1-2	0-1	1-2	2	5	2	0	0	2	3	
Jeffers	g 21	0-1	0-0	0-0	2	0	1	0	0	1	0	
Popovic	12	3-5	1-2	0-0	3	0	3	0	0	5	7	
Sagay	3	2-2	1-1	1-2	1	0	1	0	0	0	6	
Turner	19	2-5	1-3	0-0	2	2	1	0	1	1	5	
Meznieks	11	2-5	1-4	0-0	2	0	0	0	0	2	5	
Reyes	7	0-0	0-0	0-0	0	0	0	0	0	1	0	
Team					6							
Totals	200	25-55	8-24	9-13	26	11	14	0	4	13	67	
Total FG%	1st H:	10-31	32.3%	2nd H:	15-24	62.5%	Game:	45.5%				
3-Pt. FG%	1st H:	4-14	28.6%	2nd H:	4-10	40.0%	Game:	33.3%				
FThrow %	1st H:	6- 8	75.0%	2nd H:	3- 5	60.0%	Game:	69.2%				

Score by Periods				Attendance: 7,047	
1st	2nd	Total	Ties: 0		
Boston College	30	37	Lead Changes: 0		
Louisville	39	51			

Virginia 71, Louisville 55, Feb. 6, 2017 -- Charlottesville, VA (John Paul Jones Arena)

Louisville 55												
Player	min	FG	3FG	FT	Reb	Ast	TO	BL	ST	PF	TP	
Johnson	f 24	2-4	0-0	0-0	0	1	0	0	1	2	4	
King	f 37	8-14	3-5	5-6	3	0	2	0	1	2	24	
Mahmoud	c 35	1-6	0-0	0-3	1	0	0	2	1	2	2	
Levitich	g 23	1-2	1-2	0-0	2	2	0	0	0	4	3	
Mitchell	g 38	6-17	0-5	4-4	4	3	2	0	4	1	16	
Stockman	2	0-0	0-0	0-0	0	0	0	0	0	1	0	
Henderson	3	0-2	0-1	0-0	0	0	0	0	0	1	0	
Spalding	19	1-3	0-0	1-2	5	0	0	0	0	1	3	
McMahon	19	1-6	1-5	0-0	1	1	1	0	2	1	3	
Team					3							
Totals	200	20-54	5-18	10-15	19	7	5	2	9	15	55	
Total FG%	1st H:	14-30	46.7%	2nd H:	6-24	25.0%	Game:	37.0%				
3-Pt. FG%	1st H:	4-11	36.4%	2nd H:	1- 7	14.3%	Game:	27.8%				
FThrow %	1st H:	2- 2	100%	2nd H:	8-13	61.5%	Game:	66.7%				

Virginia 71												
Player	min	FG	3FG	FT	Reb	Ast	TO	BL	ST	PF	TP	
Wilkins	f 37	5-7	0-0	3-3	11	1	2	5	0	2	13	
Salt	c 19	2-2	0-0	0-0	6	0	2	1	0	3	4	
Hall	g 29	3-9	1-3	2-2	3	3	2	0	0	1	9	
Shayok	g 18	3-5	0-0	0-0	5	0	2	0	1	0	6	
Perrantes	g 34	5-12	2-7	6-7	4	3	1	0	0	0	18	
Bartley	1	0-0	0-0	0-0	0	0	0	0	0	0	0	
Guy	5	0-1	0-0	2-3	0	0	0	0	0	0	2	
Gross, Jr.	1	0-0	0-0	0-0	0	0	0	0	0	0	0	
Jerome	14	0-1	0-1	3-3	1	2	2	0	1	2	3	
Diakite	16	3-3	0-0	0-0	1	0	1	2	0	4	6	
Reuter	6	0-0	0-0	0-0	0	1	0	0	0	0	0	
Thompson	20	4-7	0-1	2-2	4	4	1	0	0	2	10	
Team					3							
Totals	200	25-47	3-12	18-20	38	13	14	8	2	14	71	
Total FG%	1st H:	12-25	48.0%	2nd H:	13-22	59.1%	Game:	53.2%				
3-Pt. FG%	1st H:	2- 7	28.6%	2nd H:	1- 5	20.0%	Game:	25.0%				
FThrow %	1st H:	6- 8	75.0%	2nd H:	12-12	100%	Game:	90.0%				

Score by Periods				Attendance: 14,623	
1st	2nd	Total	Ties: 1		
Louisville	34	21	Lead Changes: 2		
Virginia	32	39			

Louisville 71, Miami 66 Feb. 11, 2017 -- KFC YUM! CENTER

Louisville 71												
Player	min	FG	3FG	FT	Reb	Ast	TO	BL	ST	PF	TP	
Johnson	f 27	3-6	0-0	4-4	8	0	1	1	2	3	10	
King	f 5	1-1	1-1	0-0	0	0	0	0	0	2	3	
Mahmoud	c 8	0-0	0-0	0-0	2	0	3	0	0	0	0	
Snider	g 33	3-8	3-5	4-4	3	4	3	0	0	2	13	
Mitchell	g 38	6-17	3-9	3-5	2	4	1	1	1	4	18	
Mathiang	32	2-5	0-0	23-4	8	1	0	1	1	2	7	
Spalding	13	0-1	0-0	0-0	4	1	1	0	0	2	0	
Adel	36	6-14	4-10	2-3	5	3	0	1	0	0	18	
Levitich	4	1-3	0-2	0-0	2	0	0	0	0	1	2	
McMahon	4	0-1	0-1	0-0	0	0	0	0	0	2	0	
Team					2							
Totals	200	22-56	11-28	16-20	36	13	9	4	4	18	71	
Total FG%	1st H:	8-25	32.0%	2nd H:	14-31	45.2%	Game:	39.3%				
3-Pt. FG%	1st H:	4-13	30.8%	2nd H:	7-15	46.7%	Game:	39.3%				
FThrow %	1st H:	6- 8	75.0%	2nd H:	10-12	83.3%	Game:	80.0%				

Miami 66												
Player	min	FG	3FG	FT	Reb	Ast	TO	BL	ST	PF	TP	
Huell	f 14	2-2	0-0	0-0	3	1	1	1	1	2	4	
Murphy	f 27	4-4	0-0	2-4	2	0	0	0	0	4	10	
Newton	g 34	5-12	2-3	3-5	5	2	1	0	1	0	15	
Reed	g 36	3-12	1-5	0-0	4	3	0	0	1	3	7	
Brown	g 36	4-10	1-1	4-6	7	4	3	0	0	3	12	
Lawrence	26	1-5	1-4	4-4	3	3	0	1	0	1	7	
Vasiljevic	11	1-3	1-2	0-0	0	0	0	0	1	0	3	
Miller	1	0-0	0-0	0-0	0	0	0	0	0	0	0	
Izundu	15	3-4	0-0	2-2	5	0	3	2	0	4	8	
Team					3							
Totals	200	23-52	5-15	15-21	32	13	8	4	4	17	66	
Total FG%	1st H:	14-27	51.9%	2nd H:	9-25	36.0%	Game:	44.2%				
3-Pt. FG%	1st H:	3- 8	37.5%	2nd H:	2- 7	28.6%	Game:	33.3%				
FThrow %	1st H:	2- 5	40.0%	2nd H:	13-16	81.3%	Game:	71.4%				

Score by Periods				Attendance: 21,427	
1st	2nd	Total	Ties: 2		
Miami	33	33	Lead Changes: 1		
Louisville	26	45			

Louisville 76, Syracuse 72 (OT) Feb. 13, 2017 -- Syracuse, N.Y. (Carrier Dome)

Louisville 76												
Player	min	FG	3FG	FT	Reb	Ast	TO	BL	ST	PF	TP	
Johnson	f 29	4-7	0-0	2-6	7	0	2	0	1	3	10	
Adel	f 38	3-9	2-5	3-6	4	3	3	0	3	5	16	
Mathiang	c 21	2-4	0-0	1-1	4	1	2	1	1	2	5	
Snider	g 43	5-15	3-9	1-2	4	6	2	0	0	1	14	
Mitchell	g 36	6-13	2-7	2-3	4	3	3	0	3	5	16	
King	7	0-2	0-1	0-0	2	0	0	0	0	1	0	
Spalding	16	0-2	0-0	1-2	5	0	0	0	1	1	1	

2016-17 Box Scores

Louisville 88, Syracuse 68 Feb. 26, 2017 -- KFC YUM! CENTER

Louisville 88

Player	min	FG	3FG	FT	Reb	Ast	TO	BL	ST	PF	TP
King	f 13	0-2	0-1	1-2	2	1	1	0	0	0	1
Spalding	f 28	8-9	0-0	2-6	11	2	3	1	2	3	18
Mahmoud	c 25	4-5	0-0	0-0	9	2	2	1	4	4	8
Snider	g 34	5-9	2-5	0-0	3	6	0	0	0	2	12
Mitchell	g 34	9-16	6-10	1-2	5	4	2	0	2	4	25
Hicks	1	0-0	0-0	0-0	0	0	0	0	0	0	0
Johnson	13	1-3	1-1	2-4	1	1	0	0	0	1	5
Mathiang	13	1-3	0-0	0-0	3	0	3	1	0	2	2
Adel	23	5-9	0-1	7-9	3	2	2	0	0	2	17
Levitich	8	0-0	0-0	0-0	1	0	1	0	0	0	0
McMahon	8	0-2	0-2	0-0	1	0	1	0	0	1	0
Team					0						
Totals	200	33-58	9-20	13-23	39	18	15	3	8	19	88

Total FG% 1st H: 14-26 53.8% 2nd H: 19-32 59.4% Game: 56.9%
 3-Pt. FG% 1st H: 6-10 60.0% 2nd H: 3-10 30.0% Game: 45.0%
 FThrow % 1st H: 7-12 58.3% 2nd H: 6-11 54.5% Game: 56.5%

Syracuse 68

Player	min	FG	3FG	FT	Reb	Ast	TO	BL	ST	PF	TP
Thompson	f 21	3-9	0-1	5-5	8	1	4	0	0	4	11
Lydon	f 40	4-10	1-6	8-8	10	1	3	0	3	4	17
White III	g 40	3-10	1-8	0-1	4	0	2	0	2	2	7
Gillon	g 34	2-6	2-4	4-4	0	3	3	0	1	3	10
Battle	g 37	7-17	3-8	3-4	2	0	1	0	0	1	20
Howard	9	1-3	1-2	0-0	1	2	2	0	1	0	3
Roberson	19	0-1	0-0	0-0	3	0	1	0	0	2	0
Team					0						
Totals	200	20-56	8-29	20-22	28	7	16	0	7	16	68

Total FG% 1st H: 8-27 29.6% 2nd H: 12-29 41.4% Game: 35.7%
 3-Pt. FG% 1st H: 4-15 26.7% 2nd H: 4-14 28.6% Game: 27.6%
 F Throw % 1st H: 5- 6 83.3% 2nd H: 15-16 93.8% Game: 90.9%

Score by Periods	1st	2nd	Total	Attendance:
Syracuse	25	43	68	22,482
Louisville	41	47	88	Ties: 0
				Lead Changes: 2

Wake Forest 88, Louisville 81 March 1, 2017 -- Winston-Salem, NC (LJVM Coliseum)

Louisville 81

Player	min	FG	3FG	FT	Reb	Ast	TO	BL	ST	PF	TP
Spalding	f 21	4-7	0-0	1-2	8	0	1	2	0	3	9
Adel	f 40	9-16	1-3	3-3	5	3	1	0	1	4	22
Mahmoud	c 10	0-0	0-0	0-2	3	0	1	1	0	4	0
Snider	g 29	5-12	2-5	3-3	3	2	1	0	0	2	15
Mitchell	g 30	2-9	1-8	2-2	4	3	1	0	3	5	7
King	9	0-0	0-0	0-0	0	0	0	0	0	1	0
Hicks	11	0-1	0-0	3-4	1	1	2	0	0	0	3
Stockman	1	0-0	0-0	0-0	0	0	0	0	0	0	0
Johnson	14	4-5	1-1	4-4	0	0	2	0	0	5	13
Henderson	1	0-0	0-0	0-0	0	0	0	0	0	0	0
Mathiang	29	5-10	0-0	2-2	10	2	1	1	2	1	12
Levitich	3	0-0	0-0	0-0	0	1	1	0	0	1	0
McMahon	2	0-1	0-1	0-0	0	0	1	0	0	0	0
Team					3						
Totals	200	29-61	5-18	18-22	37	12	12	4	6	27	81

Total FG% 1st H: 16-28 57.1% 2nd H: 13-33 39.4% Game: 47.5%
 3-Pt. FG% 1st H: 3- 8 37.5% 2nd H: 2-10 20.0% Game: 27.8%
 FThrow % 1st H: 8-11 72.7% 2nd H: 10-11 90.9% Game: 81.8%

Wake Forest 88

Player	min	FG	3FG	FT	Reb	Ast	TO	BL	ST	PF	TP
McClinton	f 2	0-0	0-0	0-0	0	0	0	0	0	0	0
Collins	f 29	7-12	0-0	11-12	11	0	1	2	1	2	25
Arians	f 12	1-4	1-3	2-2	1	1	2	0	0	1	5
Crawford	g 34	4-15	1-6	3-6	4	2	1	1	1	0	12
VanHorn	g 1	0-0	0-0	0-0	0	0	0	0	0	0	0
Childress	26	1-3	0-1	1-2	3	4	1	0	2	2	3
Woods	29	7-12	3-6	3-6	4	4	1	0	0	3	20
Moore	5	0-0	0-0	0-0	0	0	0	0	0	4	0
Wilbekin	21	3-4	3-3	2-2	1	3	0	0	2	1	11
Japhet-Mathias	8	0-0	0-0	0-0	1	0	0	1	0	1	0
Mitoglou	33	3-6	2-5	4-6	7	1	0	0	2	2	12
Team					2						
Totals	200	26-56	10-24	26-36	34	13	9	4	6	17	88

Total FG% 1st H: 15-33 45.5% 2nd H: 11-23 47.8% Game: 46.4%
 3-Pt. FG% 1st H: 4-12 33.3% 2nd H: 6-12 50.0% Game: 41.7%
 F Throw % 1st H: 8-12 66.7% 2nd H: 18-24 75.0% Game: 72.2%

Score by Periods	1st	2nd	Total	Attendance:
Louisville	43	38	81	11,488
Wake Forest	42	46	88	Ties: 1
				Lead Changes: 1

Louisville 71, Notre Dame 64 March 4, 2017 -- KFC YUM! CENTER

Louisville 71

Player	min	FG	3FG	FT	Reb	Ast	TO	BL	ST	PF	TP
Spalding	f 25	1-3	0-0	2-2	7	0	5	0	0	3	4
Adel	f 34	2-8	2-6	0-0	6	4	0	0	0	2	6
Mahmoud	c 12	1-4	0-0	0-0	4	0	1	1	0	2	2
Snider	g 38	6-8	4-5	1-2	2	6	2	0	0	0	17
Mitchell	g 40	5-15	3-8	7-8	5	0	1	0	2	2	20
King	6	0-0	0-0	0-0	0	0	1	0	0	0	0
Hicks	1	0-0	0-0	0-0	0	0	1	0	0	0	0
Johnson	15	1-4	0-1	2-2	7	0	2	0	0	3	4
Mathiang	28	8-17	0-0	2-2	11	1	0	1	1	2	18
Levitich	1	0-0	0-0	0-0	0	0	0	0	0	0	0
Team					2						
Totals	200	24-59	9-20	14-16	44	11	13	2	3	14	71

Total FG% 1st H: 10-29 34.5% 2nd H: 14-30 46.7% Game: 40.7%
 3-Pt. FG% 1st H: 3- 7 42.9% 2nd H: 6-13 46.2% Game: 45.0%
 FThrow % 1st H: 7- 8 87.5% 2nd H: 7- 8 87.5% Game: 87.5%

Notre Dame 64

Player	min	FG	3FG	FT	Reb	Ast	TO	BL	ST	PF	TP
Beachem	f 36	7-14	3-8	0-1	8	0	1	2	0	1	17
Colson	f 37	6-12	2-3	6-7	5	0	1	0	1	3	20
Pflueger	g 17	0-3	0-2	0-0	5	0	0	0	0	1	0
Farrell	g 36	4-11	2-6	1-2	1	8	3	0	3	2	11
Vasturia	g 37	3-10	0-4	2-2	2	4	2	0	0	3	8
Torres	2	0-0	0-0	0-0	0	0	0	0	0	0	0
Gibbs	15	2-5	0-1	0-0	2	0	1	0	0	1	4
Ryan	4	0-1	0-1	0-0	0	1	0	0	0	0	0
Geben	16	2-2	0-0	0-0	4	1	0	0	2	2	4
Team					0						
Totals	200	24-58	7-25	9-12	27	14	8	2	6	13	64

Total FG% 1st H: 11-28 39.3% 2nd H: 13-30 43.3% Game: 41.4%
 3-Pt. FG% 1st H: 4-14 28.6% 2nd H: 3-11 27.3% Game: 28.0%
 F Throw % 1st H: 1- 3 33.3% 2nd H: 8- 9 88.9% Game: 75.0%

Score by Periods	1st	2nd	Total	Attendance:
Notre Dame	27	37	64	22,612
Louisville	30	41	71	Ties: 6
				Lead Changes: 12

Duke 81, Louisville 77 March 9, 2017 -- Brooklyn, NY (Barclays Center)

Louisville 77

Player	min	FG	3FG	FT	Reb	Ast	TO	BL	ST	PF	TP
Johnson	f 16	2-3	0-0	0-1	4	1	1	0	0	3	4
Adel	f 38	7-14	2-6	5-6	5	1	1	0	0	2	21
Mathiang	c 23	3-4	0-0	3-4	4	2	1	3	1	2	9
Snider	g 34	5-13	1-6	4-6	3	5	1	0	1	4	15
Mitchell	g 32	3-14	1-7	1-2	3	1	1	1	0	4	8
King	5	2-3	0-1	0-0	0	0	0	0	0	2	4
Hicks	3	0-0	0-0	0-0	0	0	0	0	0	0	0
Henderson	1	0-0	0-0	0-0	0	0	0	0	0	0	0
Spalding	23	4-5	0-0	1-3	6	2	2	0	1	3	9
Mahmoud	19	3-3	0-0	1-4	7	2	0	2	0	1	7
Levitich	6	0-1	0-1	0-0	3	1	1	0	0	2	0
McMahon	0+	0-0	0-0	0-0	0	0	0	0	0	0	0
Team					2						
Totals	200	29-60	4-21	15-26	37	15	8	6	3	23	77

Total FG% 1st H: 16-32 50.0% 2nd H: 13-28 46.4% Game: 48.3%
 3-Pt. FG% 1st H: 1- 8 12.5% 2nd H: 3-13 23.1% Game: 19.0%
 FThrow % 1st H: 4- 9 44.4% 2nd H: 11-17 64.7% Game: 57.7%

Duke 81

Player	min	FG	3FG	FT	Reb	Ast	TO	BL	
--------	-----	----	-----	----	-----	-----	----	----	--

Louisville Individual Career NCAA Tournament Statistics

0 V.J. King

Year	GP	GS	Min	Avg	FG	FGA	Pct	3FG	3FGA	Pct	FT	FTA	Pct	OReb	DReb	Reb	Avg	PF	FO	Ast	TO	Blk	Stl	Pts	Avg
2016-17	2	0	18	9.0	1	3	.333	0	0	.000	0	0	.000	0	4	4	2.0	0	0	1	0	0	0	2	1.0

1 Tony Hicks

Year	GP	GS	Min	Avg	FG	FGA	Pct	3FG	3FGA	Pct	FT	FTA	Pct	OReb	DReb	Reb	Avg	PF	FO	Ast	TO	Blk	Stl	Pts	Avg
2016-17	2	0	18	9.0	2	6	.333	0	1	.000	3	4	.750	0	1	1	0.5	2	0	1	1	0	2	7	3.5

4 Quentin Snider

Year	GP	GS	Min	Avg	FG	FGA	Pct	3FG	3FGA	Pct	FT	FTA	Pct	OReb	DReb	Reb	Avg	PF	FO	Ast	TO	Blk	Stl	Pts	Avg
2014-15	4	4	151	37.8	17	42	.405	5	15	.333	5	11	.455	2	15	17	4.3	8	0	8	3	1	0	44	11.1
2016-17	2	2	60	30.0	6	23	.261	3	14	.214	1	2	.500	1	4	5	2.5	3	0	8	3	0	1	16	8.0
TOTAL	6	6	211	35.2	23	65	.354	8	29	.276	6	13	.462	3	19	22	3.7	11	0	16	6	1	1	60	10.0

5 Matz Stockman

Year	GP	GS	Min	Avg	FG	FGA	Pct	3FG	3FGA	Pct	FT	FTA	Pct	OReb	DReb	Reb	Avg	PF	FO	Ast	TO	Blk	Stl	Pts	Avg
2016-17	0	0	0	0.0	0	0	.000	0	0	.000	0	0	.000	0	0	0	0.0	0	0	0	0	0	0	0	0.0

10 Jaylen Johnson

Year	GP	GS	Min	Avg	FG	FGA	Pct	3FG	3FGA	Pct	FT	FTA	Pct	OReb	DReb	Reb	Avg	PF	FO	Ast	TO	Blk	Stl	Pts	Avg
2014-15	2	0	9	4.5	2	3	.667	0	0	.000	0	0	.000	3	1	4	2.0	0	0	0	0	0	1	5	2.5
2016-17	2	2	38	19.0	6	12	.500	0	0	.000	0	0	.000	6	4	10	5.0	2	0	0	2	0	1	12	6.0
TOTAL	4	2	47	11.8	8	15	.533	0	0	.000	0	0	.000	9	5	14	3.5	2	0	0	2	0	2	17	4.3

11 Jay Henderson

Year	GP	GS	Min	Avg	FG	FGA	Pct	3FG	3FGA	Pct	FT	FTA	Pct	OReb	DReb	Reb	Avg	PF	FO	Ast	TO	Blk	Stl	Pts	Avg
2016-17	0	0	0	0.0	0	0	.000	0	0	.000	0	0	.000	0	0	0	0.0	0	0	0	0	0	0	0	0.0

12 Mangok Mathiang

Year	GP	GS	Min	Avg	FG	FGA	Pct	3FG	3FGA	Pct	FT	FTA	Pct	OReb	DReb	Reb	Avg	PF	FO	Ast	TO	Blk	Stl	Pts	Avg
2013-14	3	0	35	11.7	2	6	.333	0	0	.000	2	4	.500	6	1	7	2.3	4	0	1	1	5	3	6	2.0
2014-15	4	4	111	27.8	3	10	.300	0	0	.000	3	8	.375	11	7	18	4.5	12	0	2	3	7	5	9	2.3
2016-17	2	2	48	24.0	14	20	.700	0	0	.000	3	4	.750	5	4	9	4.5	6	0	1	2	2	1	31	15.5
TOTAL	9	6	194	21.6	19	36	.528	0	0	.000	8	16	.500	22	12	34	3.8	22	0	4	6	14	9	46	5.1

13 Ray Spalding

Year	GP	GS	Min	Avg	FG	FGA	Pct	3FG	3FGA	Pct	FT	FTA	Pct	OReb	DReb	Reb	Avg	PF	FO	Ast	TO	Blk	Stl	Pts	Avg
2016-17	2	0	41	20.5	4	5	.800	0	0	.000	4	5	.800	3	2	5	2.5	2	0	1	1	0	1	12	6.0

14 Anas Mahmoud

Year	GP	GS	Min	Avg	FG	FGA	Pct	3FG	3FGA	Pct	FT	FTA	Pct	OReb	DReb	Reb	Avg	PF	FO	Ast	TO	Blk	Stl	Pts	Avg
2014-15	3	0	7	2.3	0	0	.000	0	0	.000	2	2	1.000	0	0	0	0.0	1	0	0	0	1	0	2	0.7
2016-17	2	0	32	16.0	3	6	.500	0	0	.000	1	4	.250	4	4	8	4.0	4	0	1	3	5	0	7	3.5
TOTAL	5	0	39	7.8	3	6	.500	0	0	.000	3	6	.500	4	4	8	1.6	5	0	1	3	6	0	9	1.8

15 Tyler Sharpe

Year	GP	GS	Min	Avg	FG	FGA	Pct	3FG	3FGA	Pct	FT	FTA	Pct	OReb	DReb	Reb	Avg	PF	FO	Ast	TO	Blk	Stl	Pts	Avg
2016-17	0	0	0	0.0	0	0	.000	0	0	.000	0	0	.000	0	0	0	0.0	0	0	0	0	0	0	0	0.0

22 Deng Adel

Year	GP	GS	Min	Avg	FG	FGA	Pct	3FG	3FGA	Pct	FT	FTA	Pct	OReb	DReb	Reb	Avg	PF	FO	Ast	TO	Blk	Stl	Pts	Avg
2016-17	2	2	66	33.0	12	18	.667	4	6	.667	4	4	1.000	0	6	6	3.0	5	0	3	3	1	1	32	16.0

23 David Levitch

Year	GP	GS	Min	Avg	FG	FGA	Pct	3FG	3FGA	Pct	FT	FTA	Pct	OReb	DReb	Reb	Avg	PF	FO	Ast	TO	Blk	Stl	Pts	Avg
2013-14	0	0	0	0.0	0	0	.000	0	0	.000	0	0	.000	0	0	0	0.0	0	0	0	0	0	0	0	0.0
2014-15	4	0	8	2.0	0	1	.000	0	0	.000	0	0	.000	1	0	1	0.3	1	0	2	1	0	0	0	0.0
2016-17	2	0	3	1.5	0	0	.000	0	0	.000	0	0	.000	0	1	1	0.5	0	0	0	0	0	0	0	0.0
TOTAL	5	0	11	2.2	0	1	.000	0	0	.000	0	0	.000	1	1	2	0.4	1	0	2	1	0	0	0	0.0

30 Ryan McMahon

Year	GP	GS	Min	Avg	FG	FGA	Pct	3FG	3FGA	Pct	FT	FTA	Pct	OReb	DReb	Reb	Avg	PF	FO	Ast	TO	Blk	Stl	Pts	Avg
2016-17	0	0	0	0.0	0	0	.000	0	0	.000	0	0	.000	0	0	0	0.0	0	0	0	0	0	0	0	0.0

45 Donovan Mitchell

Year	GP	GS	Min	Avg	FG	FGA	Pct	3FG	3FGA	Pct	FT	FTA	Pct	OReb	DReb	Reb	Avg	PF	FO	Ast	TO	Blk	Stl	Pts	Avg
2016-17	2	2	76	38.0	11	32	.344	3	14	.214	3	3	1.000	5	12	17	8.5	6	0	10	1	2	4	28	14.0



2016-17 Louisville Men's Basketball
LOUISVILLE Combined Team Statistics (as of Mar 19, 2017)
NCAA Tournament



RECORD:	OVERALL	HOME	AWAY	NEUTRAL
ALL GAMES	1-1	0-0	0-0	1-1
CONFERENCE	0-0	0-0	0-0	0-0
NON-CONFERENCE	1-1	0-0	0-0	1-1

#	Player	gp-gs	min	avg	Total		3-Point		F-Throw		Rebounds				a	to	blk	stl	pts	avg		
					fg-fga	fg%	3fg-fga	3fg%	ft-fta	ft%	off	def	tot	avg							pf	dq
22	ADEL, Deng	2-2	66	33.0	12-18	.667	4-6	.667	4-4	1.000	0	6	6	3.0	5	0	3	3	1	1	32	16.0
12	MATHIANG, Mangok	2-2	48	24.0	14-20	.700	0-0	.000	3-4	.750	5	4	9	4.5	6	0	1	2	2	1	31	15.5
45	MITCHELL, Donovan	2-2	76	38.0	11-32	.344	3-14	.214	3-3	1.000	5	12	17	8.5	6	0	10	1	2	4	28	14.0
04	SNIDER, Quentin	2-2	60	30.0	6-23	.261	3-14	.214	1-2	.500	1	4	5	2.5	3	0	8	3	0	1	16	8.0
10	JOHNSON, Jaylen	2-2	38	19.0	6-12	.500	0-0	.000	0-0	.000	6	4	10	5.0	2	0	0	2	0	1	12	6.0
13	SPALDING, Ray	2-0	41	20.5	4-5	.800	0-0	.000	4-5	.800	3	2	5	2.5	2	0	1	1	0	1	12	6.0
14	MAHMOUD, Anas	2-0	32	16.0	3-6	.500	0-0	.000	1-4	.250	4	4	8	4.0	4	0	1	3	5	0	7	3.5
01	HICKS, Tony	2-0	18	9.0	2-6	.333	0-1	.000	3-4	.750	0	1	1	0.5	2	0	1	1	0	2	7	3.5
00	KING, V.J.	2-0	18	9.0	1-3	.333	0-0	.000	0-0	.000	0	4	4	2.0	0	0	1	0	0	0	2	1.0
23	LEVITCH, David	2-0	3	1.5	0-0	.000	0-0	.000	0-0	.000	0	1	1	0.5	0	0	0	0	0	0	0	0.0
Team											7	0	7				1					
Total.....		2	400		59-125	.472	10-35	.286	19-26	.731	31	42	73	36.5	30	0	26	17	10	11	147	73.5
Opponents.....		2	400		51-103	.495	16-36	.444	18-22	.818	13	40	53	26.5	29	-	25	20	12	5	136	68.0

TEAM STATISTICS	LOU	OPP	Date	Opponent	Score	Att.
SCORING	147	136	3/17/17	vs Jacksonville State	w 78-63	18255
Points per game	73.5	68.0	3/19/17	vs Michigan	L 69-73	0
Scoring margin	+5.5	-	* - Conference game			
FIELD GOALS-ATT	59-125	51-103				
Field goal pct	.472	.495				
3 POINT FG-ATT	10-35	16-36				
3-point FG pct	.286	.444				
3-pt FG made per game	5.0	8.0				
FREE THROWS-ATT	19-26	18-22				
Free throw pct	.731	.818				
F-Throws made per game	9.5	9.0				
REBOUNDS	73	53				
Rebounds per game	36.5	26.5				
Rebounding margin	+10.0	-				
ASSISTS	26	25				
Assists per game	13.0	12.5				
TURNOVERS	17	20				
Turnovers per game	8.5	10.0				
Turnover margin	+1.5	-				
Assist/turnover ratio	1.5	1.3				
STEALS	11	5				
Steals per game	5.5	2.5				
BLOCKS	10	12				
Blocks per game	5.0	6.0				
ATTENDANCE	0	18255				
Home games-Avg/Game	0-0	0-0				
Neutral site-Avg/Game	-	2-9128				

Score by Periods	1st	2nd	Totals
LOUISVILLE	74	73	147
Opponents	59	77	136



2016-17 Louisville Men's Basketball
LOUISVILLE Extended Season Box Score (as of Mar 19, 2017)
All games



RECORD:	OVERALL	HOME	AWAY	NEUTRAL
ALL GAMES	25-9	16-1	5-5	4-3
CONFERENCE	12-6	8-1	4-5	0-0
NON-CONFERENCE	13-3	8-0	1-0	4-3

#	Player	gp-gs	min	Total			3-Point		F-Throw		Rebounds											pts	avg				
				avg	fg-fga	fg%	3fg-fga	3fg%	ft-fa	ft%	off	def	tot	avg	pf	dq	a	a/g	to	to/g	a/to			blk	blk/g	stl	stl/g
45	MITCHELL, Donovan	34-33	1098	32.3	181-444	.408	80-226	.354	87-108	.806	37	128	165	4.9	88	2	93	2.74	56	1.65	1.66	17	0.50	70	2.06	529	15.6
04	SNIDER, Quentin	28-28	877	31.3	116-301	.385	56-150	.373	59-82	.720	22	53	75	2.7	43	0	115	4.11	42	1.50	2.74	0	0.00	17	0.61	347	12.4
22	ADEL, Deng	33-30	992	30.1	141-334	.422	44-127	.346	74-96	.771	23	124	147	4.5	61	1	70	2.12	45	1.36	1.56	12	0.36	20	0.61	400	12.1
10	JOHNSON, Jaylen	34-26	696	20.5	106-180	.589	4-7	.571	55-88	.625	91	105	196	5.8	82	3	18	0.53	44	1.29	0.41	17	0.50	16	0.47	271	8.0
12	MATHIANG, Mangok	33-19	686	20.8	104-196	.531	0-0	.000	51-76	.671	85	113	198	6.0	82	1	24	0.73	38	1.15	0.63	37	1.12	17	0.52	259	7.8
13	SPALDING, Ray	34-8	653	19.2	79-134	.590	0-3	.000	42-77	.545	65	123	188	5.5	88	3	27	0.79	43	1.26	0.63	29	0.85	22	0.65	200	5.9
14	MAHMOUD, Anas	31-15	580	18.7	76-122	.623	0-0	.000	24-52	.462	48	76	124	4.0	82	3	26	0.84	35	1.13	0.74	65	2.10	27	0.87	176	5.7
00	KING, VJ	33-7	445	13.5	60-139	.432	16-38	.421	46-56	.821	17	51	68	2.1	25	0	16	0.48	22	0.67	0.73	3	0.09	7	0.21	182	5.5
01	HICKS, Tony	23-1	231	10.0	32-81	.395	5-20	.250	17-27	.630	2	22	24	1.0	16	0	19	0.83	21	0.91	0.90	1	0.04	10	0.43	86	3.7
30	McMAHON, Ryan	28-0	176	6.3	20-60	.333	19-52	.365	12-14	.857	2	12	14	0.5	30	0	17	0.61	10	0.36	1.70	2	0.07	6	0.21	71	2.5
23	LEVITCH, David	32-3	296	9.3	20-54	.370	13-34	.382	6-13	.462	11	27	38	1.2	32	0	29	0.91	7	0.22	4.14	0	0.00	10	0.31	59	1.8
05	STOCKMAN, Matz	18-0	74	4.1	11-17	.647	0-0	.000	9-15	.600	12	9	21	1.2	16	0	3	0.17	7	0.39	0.43	2	0.11	2	0.11	31	1.7
11	HENDERSON, Jay	17-0	35	2.1	5-16	.313	1-8	.125	4-4	1.000	0	3	3	0.2	6	0	3	0.18	1	0.06	3.00	0	0.00	3	0.18	15	0.9
15	SHARPE, Tyler	7-0	11	1.6	1-8	.125	0-6	.000	0-0	.000	1	2	3	0.4	1	0	1	0.14	1	0.14	1.00	0	0.00	0	0.00	2	0.3
Total.....		34	6850		952-2086	.456	238-671	.355	486-708	.686	457	886	1343	39.5	653	13	461	13.56	374	11.00	1.23	185	5.44	227	6.68	2628	77.3
Opponents.....		34	6850		760-1893	.401	213-673	.316	510-734	.695	353	786	1139	33.5	625	-	367	10.79	459	13.50	0.80	118	3.47	169	4.97	2243	66.0

Score by Periods	1st	2nd	OT	Totals
LOUISVILLE	1255	1336	37	2628
Opponents	1011	1205	27	2243

2016-17 Louisville Photo Roster




0 V.J. King
F 6-6 190 Fr.
Cleveland, Ohio
(Paul VI Catholic HS)




1 Tony Hicks
G 6-1 180 Gr.
South Holland, Ill.
(Univ. of Pennsylvania)



4 Quentin Snider
G 6-2 175 Jr.
Louisville, Ky.
(Ballard HS)



5 Matz Stockman
F/C 7-0 240 Jr.
Oslo, Norway
(Canarias Bb. Acad.)




10 Jaylen Johnson
F 6-9 230 Jr.
Ypsilanti, Mich.
(Ypsilanti HS)



11 Jay Henderson
G 6-4 180 So.
Orlando, Fla.
(Lake Highland Prep)



12 Mangok Mathiang
C/F 6-10 220 Sr.
Melbourne, Australia
(IMG Academy/Fla.)



13 Ray Spalding
F 6-10 215 So.
Louisville, Ky.
(Trinity HS)




14 Anas Mahmoud
C/F 7-0 215 Jr.
Cairo, Egypt
(West Oaks Academy)



15 Tyler Sharpe
G 6-1 185 Fr.
Mt. Washington, Ky.
(Bullitt East HS)



22 Deng Adel
F 6-7 200 So.
Melbourne, Australia
(Victory Rock Prep)



23 David Levitch
G 6-3 180 Sr.
Goshen, Ky.
(North Oldham HS)



24 Dwayne Sutton
F 6-5 200 So.
Louisville, Ky.
(UNC Asheville)



30 Ryan McMahon
G 6-0 170 Fr.
Sarasota, Fla.
(Cardinal Mooney HS)



45 Donovan Mitchell
G 6-3 195 So.
Greenwich, Conn.
(Brewster Academy)



On The Bench



Pronunciation Guide:

- ◆ Adel (uh-DELL)
- ◆ Levitch (LEV-itch)
- ◆ Anas Mahmoud (AH-nus mah-MOOD)
- ◆ Mangok Mathiang (MANG-go, silent "K" MATH-ee-ang)
- ◆ Matz (Motts)

Dwayne Sutton will sit out the 2016-17 season after transferring from UNC Asheville.



Rick Pitino
Head Coach



Kenny Johnson
Associate Head Coach



Mike Balado
Assistant Coach



David Padgett
Assistant Coach



Michael Bowden
Dir. Basketball Operations