

Louisville Basketball Quick Facts

Location	Louisville, Ky. 40292
Founded / Enrollment	1798 / 22,000
Nickname / Colors	Cardinals / Red & Black
Conference	Atlantic Coast
Home Court	KFC Yum! Center (22,000)
Interim President	Dr. Greg Postel
Interim Director of Athletics	Vince Tyra
Interim Head Coach	David Padgett (Louisville '08)
UofL & Overall Record	7-2 (first year)
Assistant Coaches	Trent Johnson, Greg Paulus, R.J. Evans
Dir. of Basketball Operations	Michael Bowden
All-Time Record	1,810-903 (104th yr.)
All-Time NCAA Tournament Record	76-43 (42 Appearances, 10 Final Fours, Three NCAA Championships - 1980, 1986, 2013)
Important Phone Numbers	
Athletics Office	(502) 852-5732
Athletics Ticket Office	(502) 852-5151
Basketball Office	(502) 852-6651
Sports Information Office	(502) 852-6581
SID - Kenny Klein, cell	(502) 599-7865
email: kenny@GoCards.com	

2017-18 Schedule / Results

Date	Opponent	Television	Time (ET)	Result
October				
Mon. 30	KENTUCKY WESLEYAN ~ ACCNE			W 101-64
November				
Tues. 7	BELLARMINE ~ ACCNE			W 72-57
Sun. 12	GEORGE MASON RSN			W 72-61
Fri. 17	OMAHA ACCNE			W 87-78
Tues. 21	SOUTHERN ILLINOIS RSN			W 84-42
Fri. 24	ST. FRANCIS ACCNE			W 84-72
Tues. 28	at Purdue *	ESPN		L 57-66
December				
Sun. 3	#rv/24 SETON HALL ESPN2			L 77-79
Wed. 6	SIENA + ESPN2			W 86-60
Sat. 9	INDIANA ESPN			W 71-62
Mon. 11	BRYANT + ESPN			W 102-59
Sat. 16	vs. Memphis #	ESPN2	Noon	
Wed. 20	ALBANY + ESPN		9:00 p.m.	
Sat. 23	GRAND CANYON ACCNE		1:00 p.m.	
Fri. 29	at Kentucky	CBS	1:00 p.m.	
January				
Tues. 2	PITTSBURGH ESPN		9:00 p.m.	
Sat. 6	at Clemson ACCN/WAVE		Noon	
Wed. 10	at Florida State RSN		9:00 p.m.	
Sat. 13	VIRGINIA TECH ESPN/ESPN2		4:00 p.m.	
Tues. 16	at Notre Dame ESPN2		7:00 p.m.	
Sun. 21	BOSTON COLLEGE ACCN/WHAS		Noon	
Wed. 24	at Miami ESPN2		8:00 p.m.	
Sat. 27	WAKE FOREST ACCN/WAVE		8:00 p.m.	
Wed. 31	at Virginia ESPN2		7:00 p.m.	
February				
Sat. 3	FLORIDA STATE ACCN/WHAS		4:00 p.m.	
Mon. 5	SYRACUSE ESPN		7:00 p.m.	
Thur. 8	GEORGIA TECH ESPN2		7:00 p.m.	
Sun. 11	at Pittsburgh ACCN/WAVE		1:00 p.m.	
Sat. 17	NORTH CAROLINA ESPN		8:00 p.m.	
Wed. 21	at Duke ESPN		9:00 p.m.	
Sat. 24	at Virginia Tech CBS		1:00 p.m.	
March				
Thur. 1	VIRGINIA ACCN/WHAS		8:00 p.m.	
Sat. 3	at NC State ESPN/ESPN2		6:00 p.m.	
Tues. 6	at ACC Tournament	TBA	TBA	
Sat. 10	(Barclays Center, Brooklyn, NY)			

~ exhibition game

* Big 10/ACC Challenge, West Lafayette, IN
+ Gotham Classic, Louisville, KY

Gotham Classic, Madison Square Garden, New York, NY



LOUISVILLE BASKETBALL

1980, 1986, 2013 NCAA Champions □ 10 NCAA Final Fours □ 42 NCAA Tournament Appearances

Sports Information ♦ University of Louisville ♦ Louisville, KY 40292 ♦ www.GoCards.com
Phone: (502) 852-6581 ♦ Fax: (502) 852-7401 ♦ email: kenny@GoCards.com ♦ Twitter: @KKcards

Louisville Cardinals (7-2, 0-0 ACC) vs. Memphis Tigers (7-2, 0-0 AAC)



Saturday, Dec. 16 ■ Noon ET ■ Madison Square Garden ■ New York, N.Y.

PROBABLE STARTING LINEUPS

Louisville (7-2, 0-0)	Ht.	Wt.	Yr.	PPG	RPG	Hometown
F 13 Ray SPALDING	6-10	225	Jr.	9.9	9.7	Louisville, Ky.
F 22 Deng ADEL	6-7	200	Jr.	16.1	3.8	Melbourne, Australia
C 14 Anas MAHMOUD	7-0	230	Sr.	9.4	7.7	Cairo, Egypt
G 0 V.J. KING	6-6	199	So.	8.8	3.9	Cleveland, Ohio
G 4 Quentin SNIDER	6-2	175	Sr.	10.8	3.6	Louisville, Ky.
Memphis (7-2, 0-0)	Ht.	Wt.	Yr.	PPG	RPG	Hometown
F 0 Kyron DAVENPORT	6-8	211	Jr.	12.8	6.6	Gainesville, Ga.
F 2 Jimario RIVERS	6-8	178	Sr.	10.9	5.6	Clarksville, Tenn.
F 10 Mike PARKS	6-8	260	Jr.	3.4	3.0	Cleveland, Ohio
G 1 Jamal JOHNSON	6-3	178	Fr.	8.1	2.7	Birmingham, Ala.
G 3 Jeremiah MARTIN	6-3	184	Jr.	17.2	4.4	Memphis, Tenn.

Head Coach: Tubby Smith (High Point '73) 26-15 in 2nd year at Memphis; 583-291 in 27th year overall.

Louisville plays its first neutral site game of the season as the Cardinals face the Memphis Tigers in the showcase game of the Houzz Gotham Classic presented by TicketIQ at Madison Square Garden in New York City on Saturday. Louisville reached the century mark with a 102-59 victory over Bryant on Monday as the Cardinals shot a season-high 55.7 percent from the field. The Tigers (7-2) have won four straight games, including a 67-58 victory over Albany on Dec. 12 as Kareem Brewton Jr. led the scoring with 19 points on 8-of-11 shooting from the field (3-3 threes) in 17 minutes off the bench.



GAME FACTS

Site: Madison Square Garden (19,812), New York, N.Y. - UofL has a 31-26 record at MSG, winning its last nine there
Television: ESPN2 - Ted Emrich, play-by-play; John Thompson, analyst.
Radio: WKRD (790 AM) Paul Rogers, play-by-play; Bob Valvano, analyst (Sirius channel 81, XM 81, Internet 81)
Series History: Louisville leads 53-36 (31-12 in Louisville, 16-23 in Memphis, 6-1 neutral)
Last Meeting: Memphis 72, UofL 66 (March 1, 2014 in Memphis, Tenn.)
UofL National Ranking: unranked (receiving votes in the USA Today & AP polls)
Officials: Wally Rutecki, Dwayne Gladden, Jerry Heater
Next UofL Game: Dec. 20 vs. Albany, KFC Yum! Center, 9 p.m. ET (ESPNU) Gotham Classic

CARD FILE

■ Louisville is **second in the nation** in blocked shots (7.9 bpg) and ranks ninth in field goal percentage defense (.367) and 23rd in FT% (.774).
■ **Quentin Snider** has averaged a team-high 15.3 points and made 6-of-12 three-pointers over the last three games, with nine assists and two turnovers. He needs **119 points** to become the Cardinals' 68th career 1,000-point scorer.
■ UofL committed a season-low six turnovers vs. Bryant, the third time the Cardinals have had single-digit turnovers this season and the 48th occasion in the last five years.
■ Tri-captain **Anas Mahmoud** moved into 10th in career blocked shots at UofL (147) with three vs. Bryant. He is **sixth in the nation** in blocks (3.7). He blocked a career-high nine shots vs. Siena with 17 points and 13 rebounds.
■ UofL has shot a combined 49.6 percent over the last four games
■ Louisville has a **34-6** record during the month of December over the last six years, winning 22 of its last 27 in that month.
■ Louisville is one of just four schools which have won 20 or more games in each of the **last 15 seasons** (also Kansas, Duke and Gonzaga).
■ Scoring leader **Deng Adel** (16.1 ppg) has five 20-point scoring efforts in his last 14 games stretching back to the end of last season, including three this season. He has been UofL's scoring leader on five occasions this year.
■ UofL's academic performance has been impressive, as Louisville is one of only two schools in the nation to have perfect men's basketball multi-year Academic Progress Rate (APR) scores each of the past four years. A league-high **six Cardinals** were named to the 2017 All-ACC Academic Team.

■ **About Memphis** — Louisville plays its neutral site game of the season as the Cardinals face the Memphis Tigers in the showcase game of the Houzz Gotham Classic presented by TicketIQ at Madison Square Garden in New York City on Saturday (Dec. 16, Noon, ESPN2). The Tigers (7-2) have won four straight games, including a 67-58 victory over Albany on Dec. 12 as Kareem Brewton Jr. led the scoring with 19 points on 8-of-11 shooting from the field (3-3 threes) in 17 minutes off the bench.

Memphis is No. 147 in the Sagarin Ratings, No. 151 by Ken Pomeroy and No. 123 in the RPI through Dec. 12. Memphis ranks 54th nationally in offensive rebounds per game (12.7). Memphis returns only two lettermen (both starters) from last season's squad which posted a 19-13 record and finished fifth in the AAC.

Louisville had a 4-6 record in games against Memphis Coach Tubby Smith while he was at Kentucky, including a 65-56 Cardinal victory over the Wildcats in Lexington on Dec. 27, 2003 when UK was the top-ranked team in the ESPN/USA Today poll and No. 2 by AP.

Louisville holds a 53-36 advantage over Memphis in the series which began in 1949. UofL has won four of the last six games. The Cardinals have a 6-1 edge in games at neutral sites. This 90th meeting makes Memphis the Cardinals' second-most played rivalry behind Cincinnati (99 meetings).

The two teams were both members of the Missouri Valley Conference (1964-75) and then the Metro Conference when they met for 23 straight seasons (1968-91). Memphis departed the Metro for four years to join the Great Midwest Conference in 1991 and the schools were reunited in Conference USA for 10 years (1995-2005). The two schools were in The American for one season (2013-14) before the Cardinals moved to the Atlantic Coast Conference in 2014.

Louisville has a collective 266-117 record against current members of the American Athletic Conference, having faced all 12 of its members. New member Wichita State was the last AAC team the Cards have faced, with UofL winning 62-52 on Nov. 24, 2016 in the Battle 4 Atlantis semifinals.

The two teams met in the Metro Conference Tournament on 12 occasions, with the Cardinals winning eight of those contests. The teams played twice in the Conference USA Tournament and Louisville won both contests (2003, 2005).

Louisville has a 11-6 record all-time in games played on Dec. 16, winning its last two on that date.

■ **Gotham Classic** — Monday's game against Bryant is the second of four for the Cardinals in the Houzz Gotham Classic presented by TicketIQ, a five-team, round-robin event. Three of Louisville's games will be played in the KFC Yum! Center and one vs. Memphis in New York's Madison Square Garden. In the 2016 Gotham Classic, Massachusetts won all four of its games to claim the title. The 2017 event schedule and results to date:

Dec. 6 - at Louisville 86, Siena 60	Dec. 12 - at Memphis 67, Albany 58
Dec. 6 - at Albany 84, Bryant 68	Dec. 16 - Memphis vs. Louisville, MSG (ESPN2)
Dec. 9 - at Memphis 90, Bryant 72	Dec. 17 - Siena at Bryant
Dec. 9 - Albany 74, at Siena 69	Dec. 20 - Albany at Louisville (ESPNU)
Dec. 11 - at Louisville 102, Bryant 59	Dec. 20 - Siena at Memphis (ESPN3)

2017-18 University of Memphis Tigers Men's Basketball Roster

No.	Name	Ht	Wt	Pos	Yr	Hometown / High School / Previous School
0	Kyvon Davenport	6-8	211	F	Jr.	Gainesville, Ga. / East Hall H.S. / Georgia Highlands
1	Jamal Johnson	6-3	178	G	Fr.	Birmingham, Ala. / Spain Park H.S.
2	Jimario Rivers	6-8	194	F/G	Sr.	Clarksville, Tenn. / Kenwood H.S. / Southwest Tennessee
3	Jeremiah Martin	6-3	184	G	Jr.	Memphis, Tenn. / Mitchell H.S.
4	Raynere Thornton	6-6	234	G/F	Jr.	Marietta, Ga. / Marietta H.S. / Gordon State
5	Kareem Brewton Jr.	6-2	189	G	Jr.	Claxton, Ga. / Shiloh H.S. / Eastern Florida State
10	Mike Parks Jr.	6-8	260	F	Jr.	Cleveland, Ohio / Richmond Heights H.S. / SW Mississippi
11	Malik Rhodes	6-2	180	G	Jr.	Cincinnati, Ohio / Clark Montessori / Barton
12	Victor Enoch	6-7	250	F	Fr.	Decatur, Ga. / Greenforest Christian Academy
14	Evin Olds	5-11	165	G	Fr.	Memphis, Tenn. / Harding Academy
15	David Nickelberry	6-6	205	G/F	Fr.	Orlando, Fla. / Windermere Prep
20	Nathan Stewart	6-2	165	G	Fr.	Chicago, Ill. / Richards H.S.
23	Karim Sameh Azab	6-10	270	F	So.	Giza, Egypt / Hales Franciscan (Ill.) H.S.
30	Kytrel Williams	6-3	225	G	Sr.	Memphis, Tenn. / Harding Academy / Motlow State
31	Jesse Johnson	6-7	212	F/G	R-Sr.	Memphis, Tenn. / Evangelical Christian School / Alabama A&M
32	Alex Moffatt	6-5	217	F	Sr.	Somerville, Tenn. / Fayette Academy / Shawnee State

Head Coach: Tubby Smith **Assistant Coaches:** Pooh Williamson, Joe Esposito, Saul Smith



Statistical Comparison

	Memphis	UofL
Record	7-2	7-2
Scoring Average.....	71.1	80.0
Points Allowed	68.4	64.3
Scoring Margin	+2.7	+15.7
FG Percentage.....	.438	.462
Opp. FG Percentage413	.367
3-Pt. Percentage297	.342
FT Percentage683	.774
Rebound Margin	+1.0	+5.3
Turnover Margin	+0.2	+2.2

Most Played All-Time

Team	Games	W-L
1. Cincinnati	99	56-43
2. Memphis	89	53-36
3. Eastern Ky.	73	52-22
4. Western Ky.	79	40-39
5. Georgetown	70	51-19

Last Meeting vs. Memphis

Memphis 72, Louisville 66

Mar. 1, 2014 -- Memphis, Tenn. (FedEx Forum)

Louisville 66

Player	min	FG	3FG	FT	Reb	Ass	TO	BL	ST	PF	TP
Hancock	f 27	4-11	1-6	2-3	1	3	2	0	0	4	11
Harrell	f 37	11-17	1-1	2-3	12	1	4	1	3	2	25
Van Treese	c 31	0-0	0-0	2-4	5	2	1	2	0	4	2
Smith	g 33	7-16	2-7	3-6	5	5	2	0	3	5	19
Jones	g 21	1-10	0-4	1-2	3	1	2	0	2	4	3
Rozier	23	2-7	0-4	0-0	3	2	1	0	1	3	4
Mathiang	9	0-1	0-0	0-0	2	0	2	0	0	1	0
Henderson	3	0-0	0-0	0-0	1	0	0	0	0	0	0
Blackshear	16	0-1	0-1	2-2	3	0	0	1	0	1	2
Team					2						
Totals	200	25-63	4-23	12-20	37	14	14	4	9	24	66

Total FG%	1st H: 11-27 40.7%	2nd H: 14-36 38.9%	Game: 39.7%
3-PT. FG%	1st H: 2- 8 25.0%	2nd H: 2-15 13.3%	Game: 17.4%
F Throw %	1st H: 7-12 58.3%	2nd H: 5- 8 62.5%	Game: 60.0%

Memphis 72

Player	min	FG	3FG	FT	Reb	Ass	TO	BL	ST	PF	TP
Goodwin	f 33	1-11	0-0	3-5	10	3	4	3	4	3	5
Nicholas	f 33	6-9	0-0	2-2	5	3	0	2	0	1	14
Jackson	g 29	1-7	0-1	1-3	5	3	2	0	0	1	3
Crawford	g 25	4-7	4-5	0-0	3	3	1	0	0	4	12
Johnson	g 36	6-7	1-1	02-3	4	3	6	1	2	3	15
Wilson	6	0-1	0-0	0-0	1	0	1	0	1	1	0
King	13	2-2	0-0	1-2	4	0	0	0	0	0	5
Dixon	22	4-5	1-2	9-9	1	2	1	0	0	4	18
Pellom	3	0-0	0-0	0-2	0	0	1	0	0	2	0
Team					3						
Totals	200	24-49	6-9	18-26	36	17	16	6	7	19	72

Total FG%	1st H: 14-29 48.3%	2nd H: 10-20 50.0%	Game: 49.0%
3-PT. FG%	1st H: 3- 4 75.0%	2nd H: 3- 5 60.0%	Game: 66.7%
F Throw %	1st H: 6- 9 66.7%	2nd H: 12-17 70.6%	Game: 69.2%

Score by Periods	1st	2nd	Total	Attendance: 18,375
Louisville	31	35	66	Ties: 3
Memphis	37	35	72	Lead Changes: 6

■ **Louisville at MSG** — Louisville has an all-time 31-26 record in Madison Square Garden and the Cardinals have won nine straight there and 11 of their last 12. UofL won the 1956 NIT Championship in the Garden; the 2009, 2012 and 2013 BIG EAST Championships; and the 1971 Holiday Festival. U of L was 13-5 in the Garden for BIG EAST Tournament games, posting a league-best 12-2 record with three titles in their last five years in the post season event.

In its last game in the Garden, Louisville beat Indiana 94-74 in the 2014 Jimmy V Classic (12-9-14) as three Cardinals scored 20 or more points for the first time since 2008 in Terry Rozier (26 points), Chris Jones (24 points) and Montrezl Harrell (21 points), who added 11 rebounds. In its last Big East game in the Garden, Louisville fell behind by 16 (45-29) with 15:51 to play in the game before rallying to beat Syracuse 78-61 in the 2013 Big East title game (3-16-13). A 27-3 run put UofL up to stay and the Cards completed the remarkable recovery by outscoring Syracuse 56-26 in the second half.

■ **Tournament Time** — Louisville will be seeking its the 29th regular season tournament championship when the Cards play in the Houzz Gotham Classic presented by TicketIQ. In its last regular season tournament title, UofL claimed the 2015 Brooklyn Hoops Holiday Invitational title by sweeping its four games in the five-team, round-robin event, capped by a 77-57 victory over Saint Louis at the Barclays Center in Brooklyn. The Cardinals were runner up in the Battle 4 Atlantis last season.



2017-18 University of Louisville Cardinals Men's Basketball Roster

No.	Name	Pos.	Ht.	Wt.	Yr.	Exp.	Hometown (Previous School)
0	V.J. King	G/F	6-6	190	So.	1L	Cleveland, Ohio (Paul VI Catholic HS)
1	Lance Thomas	F	6-8	220	Fr.	HS	Norcross, Ga. (Norcross HS)
2	Darius Perry	G	6-2	175	Fr.	HS	Powder Springs, Ga. (Wheeler HS)
3	Jo Griffin	G	6-1	175	Fr.	HS	Crestwood, Ky. (South Oldham HS)
4	Quentin Snider	G	6-2	175	Sr.	3L	Louisville, Ky. (Ballard HS)
5	Malik Williams	F/C	6-11	225	Fr.	HS	Ft. Wayne, Ind. (Snider HS)
12	Jacob Redding	G	6-0	165	Fr.	HS	Ft. Wayne, Ind. (Carroll HS)
13	Ray Spalding	F	6-10	225	Jr.	2L	Louisville, Ky. (Trinity HS)
14	Anas Mahmoud	F	7-0	230	Sr.	3L	Cairo, Egypt (West Oaks Academy)
22	Deng Adel	G/F	6-7	200	Jr.	2L	Melbourne, Australia (Victory Rock Prep)
23	Steven Enoch *	C	6-10	240	Jr.	Tr.	Norwalk, Conn. (Univ. of Connecticut)
24	Dwayne Sutton	F	6-5	200	R-So.	Tr.	Louisville, Ky. (UNC Asheville)
30	Ryan McMahon	G	6-0	175	R-So.	1L	Sarasota, Fla. (Cardinal Mooney HS)
33	Jordan Nwora	F	6-7	215	Fr.	HS	Buffalo, N.Y. (Vermont Academy)

Pronunciation Guide: Adel (uh-DELL), Anas Mahmoud (AH-nuss mah-MOOD), Enoch (EE-knock), Nwora (WOR-uh; silent N). *Enoch will sit out the 2017-18 season after transferring from UConn.

■ **Cardinals Hail from New York Area** -- New York natives have been major contributors to Cardinal Basketball in past years. Consensus All-America guard Russ Smith (2010-14) from Brooklyn was a part of the winningest class in Louisville basketball history and led the Cardinals to two Final Fours and the 2013 NCAA Championship. Rodney and Scooter McCray, from Mt. Vernon, N.Y., helped the Cardinals reach three NCAA Final Fours during their years at Louisville (1978-83). Rodney is one of just five Cardinals to reach both 1,000 points and rebounds (1,247 pts., 1,029 reb.). UofL trainer Fred Hina was the head trainer for the New York Mets for seven years prior to joining the Cardinal staff in 2001. Freshman forward Jordan Nwora hails from Buffalo, N.Y. Assistant coach Greg Paulus grew up in Syracuse and played a year at quarterback for the Orange.

■ **Cards Chosen Fifth in ACC Preseason Poll** — UofL was picked to finish fifth in the Atlantic Coast Conference in 2017-18 in a preseason media poll with Duke as the league favorite. Notre Dame senior forward Bonzie Colson was honored as the preseason Player of the Year while Duke freshman guard Marvin Bagley III was chosen the ACC Preseason Rookie of the Year. Louisville's Quentin Snider and Deng Adel were both on the preseason All-ACC Second Team, ranking among the top 10 players in the league. Louisville finished tied for second last season and fourth in each of its first two years in the ACC. The 65th annual ACC Tournament will be played March 6-10 at the Barclays Center in Brooklyn, N.Y.

■ **Card File** — Louisville shot a season-high 55.7 percent from the field vs. Bryant ... Anas Mahmoud's next rebound will be the 300th of his career ... Ray Spalding passed 400 career rebounds vs. Bryant ... Quentin Snider passed 300 career assists in his UofL career with five against Indiana ... Louisville has shot a collective 50.9 percent from the field in the second half of its first nine games, nine percentage points better than the 41.8 percent accuracy in the first half ... Ray Spalding leads the ACC and is 14th nationally in offensive rebounds, average 3.8 per game. He blocked a career-high five shots against Indiana ... The Cardinals have connected on 77.4 percent of their free throws in their first nine games (21st in the nation). Freshman guard Darius Perry has made all 20 of his free throws, but has dropped below the minimum 2.5 made per game to be ranked in national statistics ... Louisville's bench has contributed 32 percent of the Cards' scoring this season, an average of 25.2 points per game (227 bench points). Freshman Jordan Nwora has scored in double figures off the bench in five of nine games ... Louisville's 102-59 victory over Bryant was the Cardinals' 140th consecutive win when scoring 85 or more points in regulation. The Cardinals are 110-1 all-time when scoring 100 points ... Louisville is among 16 programs in the nation that have won at least 70 percent of its games over the last 17 years. UofL has a .745 winning percentage over the last 17 seasons, sixth best in the nation ... Louisville is No. 26 in the Sagarin Ratings and No. 26 by Ken Pomeroy through Dec. 12.

2017-18 ACC Preseason Media Poll

1. Duke	9. Georgia Tech
2. North Carolina	10. Syracuse
3. Notre Dame	11. Wake Forest
4. Miami	12. NC State
5. Louisville	13. Clemson
6. Virginia	14. Boston College
7. Virginia Tech	15. Pittsburgh
8. Florida State	

Louisville in NCAA Statistics

Nat'l.	Rank	Category	Stat
	2	Blocked Shots per game	7.9
	9	FG Percentage Defense	.367
	22	Rebounds per game	41.6
	22	Defensive Rebounds/game	29.6
	23	Free Throw Percentage	.774
	31	Personal Fouls per game	16.0
	33	Scoring Margin	+15.7
	36	Three Point FG Defense	.293
	44	Scoring Defense	64.3
	68	Steals	7.7

■ **Cardinal Spurts** — Through its first nine games this season, Louisville has produced 18 runs of 8-0 or better, including runs of 8-0, 11-0, 11-0, 9-0 and 8-0 in its last game vs. Bryant. The Cardinals had a season-best 18-0 run against Siena on Dec. 6. Louisville has forced its opponents into 20 scoring droughts of three minutes or more, including droughts of 3:28 and 3:20 vs. Bryant in its last game. UofL's defense produced a season-best 6:52 period of scoreless defense vs. Siena on Dec. 6.

■ **McMahon Returns** -- Ryan McMahon played in his first game this season vs. Indiana on Dec. 9 after suffering a broken rib on his left side in UofL's first scrimmage on Oct. 13. He played 11 minutes vs. Indiana and contributed a three-pointer, three assists and a pair of steals, including one with 31 seconds remaining in the game that led to a layup that pushed the lead to 69-62. He had two points, two assists and two steals in 10 minutes vs. Bryant in his last game.

■ **Albany Awaits Next** -- Louisville will play its fourth and final game of the Houzz Gotham Classic presented by TicketIQ as the Cardinals face the State University of New York at Albany Great Danes on Wednesday (Dec. 20, 9 p.m., ESPNU). Albany (10-2) has won four of its last five, falling 67-58 at Memphis on Dec. 12 in its last outing. The Great Danes will play Canisius at home on Dec. 16 prior to playing the Cardinals.

Ranked fourth in the CollegeInsider.com MidMajor Top 25, Albany is No. 125 in the Sagarin Ratings, No. 113 by Ken Pomeroy, and No. 120 in the RPI through Dec. 12. Albany's only other loss this season was 81-73 at Monmouth on Nov. 27. The Great Danes return four starters from last season's 21-14 team that reached the finals of the America East tournament before falling to St. Peter's in the first round of the postseason College Insider Tournament.

Louisville Most Career Blocked Shots

Player	Years	Blocks
1. Pervis Ellison	1985-89	374
2. Gorgui Dieng	2010-13	267
3. Charles Jones	1980-84	208
4. Billy Thompson	1982-86	185
5. Rodney McCray	1979-83	178
6. Scooter McCray	1978-83	173
Cornelius Holden	1988-92	173
8. Ricky Gallon	1974-78	171
9. Terrence Jennings	2008-11	158
10. Anas Mahmoud	2014-18	147
Mangok Mathiang	2013-17	147

Louisville Career Double-Doubles

Ray Spalding (6)

Indiana (H)	12/9/17	10 pts., 14 reb.
Siena (H)	12/6/17	10 pts., 10 reb.
St. Francis (H)	11/24/17	19 pts., 13 reb.
Omaha (H)	11/17/17	19 pts., 11 reb.
Syracuse (H)	2/26/17	18 pts., 11 reb.
North Florida (H)	11/21/15	18 pts., 12 reb.

Deng Adel (1)

Southern Illinois (H)	12/10/16	12 pts., 12 reb.
-----------------------	----------	------------------

Anas Mahmoud (2)

Siena (H)	12/6/17	17 pts., 13 reb.
Duke (H)	1/14/17	17 pts., 11 reb.

■ **Impressive Academic Performance** -- While the University of Louisville men's basketball team has performed well on the court, the Cardinals have excelled in the classroom as well. The team produced a collective 3.13 grade point average for 2016-17, just below its record 3.40 GPA from the 2013-14 season. Louisville has received an NCAA Public Recognition Award each of the last five years for ranking among the top 10 percent in men's basketball in the Academic Progress Rate, which measures academic eligibility, retention and graduation for student-athletes. The Cardinals had a perfect 1000 APR score for the last four years. Louisville is one of only two schools in the nation to have perfect men's basketball multi-year APR scores each of the past four years. Over the four-year period of the most recent multiyear APR report from 2012-16, Louisville's academic success has come while the men's basketball team won a combined 116 games, capturing the 2013 NCAA championship, and reaching the NCAA Sweet 16 on three occasions.

UofL had a collective 3.18 GPA for the 2016 fall semester and 11 of 15 Cardinals earned a 3.0 or better, including six with a 3.4 or higher GPA. The men's basketball team has had a collective 3.0 GPA for 18 consecutive semesters. Louisville placed a league-high six individuals on the 27-member 2017 ACC All-Academic Team, and placed a conference-best seven on the team each of the previous two seasons. Prior to entering the ACC, UofL's men's basketball team earned four straight league Team Academic Excellence Awards, recognizing the highest collective grade-point averages in each of the conference sports (2014 American Athletic Conference, 2011-13 Big East).

■ **Cards Have 15 Straight 20-Win Seasons** — Louisville is one of four Division I schools in the nation which has won 20 or more games in each of the past 15 seasons. Reaching 20 victories during the 2016-17 season and extending their streaks are Kansas (28), Duke (21), Gonzaga (19) and Louisville (15). UofL has won at least 19 games in 43 of the last 47 years.

■ **Top 25 Consistency** -- Louisville is one of just three schools that have been ranked in the final Associated Press poll in each of the past seven years (also Kansas, 17 years; Duke, 10 years). Louisville has appeared in seven consecutive final AP polls from 2011-17, matching the longest streak in school history (also attained from 1977-83). Louisville was one of only three schools in the nation in 2016-17 with its football and men's and women's basketball programs all ranked among the Associated Press' final top 25 teams (men's basketball - 10th AP, 14th USA Today; women's basketball - 13th AP, 12th USA Today; football - 21st AP, 22nd USA Today).

■ **Radio Poder Will Broadcast Six** — Six UofL home men's basketball games will be broadcast this season in Spanish on Radio Poder (Radio Poder (pronounced po-DARE; 1570 AM/101.9 FM in Louisville; 1600 AM/94.1 FM in Shelbyville/Eminence; 1250 AM in Lexington). The remaining three games include: Dec. 20 vs. Albany, Jan. 27 vs. Wake Forest, Feb. 8 vs. Georgia Tech. Carlos Lucio and Elvis Martinez call the action for the broadcasts in UofL's effort to reach out to the Hispanic community for the last 12 years. All of UofL's home football games over the last 12 years have also been broadcast in Spanish.

■ **Cards vs. Non-Conference Foes** -- Louisville has won 61 of its last 63 non-conference games at home in the KFC Yum! Center, spanning the last eight seasons. The Cardinals won 35 straight over non-conference opponents between falling to Kentucky on Dec. 27, 2014 and its previous home non-conference loss on Dec. 31, 2010 to Kentucky. The other two non-conference losses UofL has suffered in the KFC Yum! Center were a 52-46 setback at the hands of Drexel on Dec. 14, 2010; and 79-77 to Seton Hall on Dec. 3, 2017. In its eighth season in the spectacular KFC Yum! Center, Louisville has an overall 122-16 record in home games, including a 69-4 record against non-conference opponents. The Cardinals have won 25 of their last 26 home games against non-conference opponents, with the loss to Seton Hall on Dec. 3 marring that streak.

■ **21 Sweet 16s for Cards** — Louisville advanced to its 21st NCAA Sweet 16 in 2014-15, its fourth straight. Only four teams have had more Sweet 16 appearances than Louisville's 21 since the NCAA began Sweet 16 records in 1975 (North Carolina 28, Duke 25, Kentucky 25, Kansas 22). The Cardinals have won seven of their last eight regional semifinal games. Louisville has been to at least the Sweet 16 in seven of the last 13 years. Louisville's NCAA Sweet 16 teams: 1975, 1978, 1979, 1980, 1982, 1983, 1984, 1986, 1988, 1989, 1993, 1994, 1996, 1997, 2005, 2008, 2009, 2012, 2013, 2014, 2015. Louisville is one of eight teams that have reached the NCAA Tournament Sweet 16 in four of the last six years for the period from 2012-2017 (also Arizona, Florida, Kansas, Kentucky, Michigan State, North Carolina and Wisconsin).

■ **Cardinals Have Reached 14 Elite Eights** -- Louisville has reached the NCAA Elite Eight on 14 occasions, including five of the last 10 years. Louisville's 14 Elite Eight appearances rank sixth nationally. The NCAA recognizes Elite Eight records since 1951, the first year that all teams in the tournament would be required to win at least one game to advance to the Elite Eight. The Cardinals have a 10-4 record in regional championship games, winning two of their last three. (UofL years in Elite Eight: 1959, 1972, 1975, 1980, 1982, 1983, 1986, 1997, 2005, 2008, 2009, 2012, 2013, 2015).

NCAA Sweet 16 Appearances (since 1975)
North Carolina. 28
Duke..... 25
Kentucky 25
Kansas 22
Louisville..... 21

NCAA Elite Eight Appearances (since 1951)
Kentucky 33
North Carolina. 26
Kansas 21
Duke..... 20
UCLA..... 20
Louisville..... 14
Michigan State 13

ATLANTIC COAST CONFERENCE

(ACC standings through Dec. 11)

School	ACC	Overall	Streak
Boston College	1-0	8-3	W 3
Florida State	0-0	9-0	W 9
Miami	0-0	8-0	W 8
North Carolina	0-0	9-1	W 4
Virginia Tech	0-0	9-1	W 7
Clemson	0-0	8-1	W 4
Syracuse	0-0	8-1	W 2
Virginia	0-0	8-1	L 1
NC State	0-0	8-2	W 3
Notre Dame	0-0	8-2	W 1
Louisville.....	0-0	7-2	W 3
Wake Forest	0-0	6-4	W 5
Pittsburgh	0-0	5-5	L 1
Georgia Tech	0-0	4-4	L 3
Duke	0-1	11-1	L 1

Upcoming ACC Games

Saturday, December 16

Memphis vs. Louisville - ESPN2	Noon
<i>Gotham Classic, MSG, New York, N.Y.</i>	
UNC Greensboro at NC State - RSN	Noon
Miami at George Washington - CBS Sports	Noon
Syracuse at Georgetown - CBS	12:30
McNeese State at Pittsburgh - ACCNE	2:00
Virginia Tech at Kentucky - ESPN2	2:00
Oklahoma State vs. Florida State - FSS	2:00
<i>Orange Bowl Classic, Sunrise, Fla.</i>	
Davidson at Virginia - ACC Network Extra	2:00
Indiana vs. Notre Dame - FOX	2:30
<i>Crossroad Classic, Indianapolis, Ind.</i>	
Florida vs. Clemson - FS2	4:30
<i>Orange Bowl Classic, Sunrise, Fla.</i>	

Sunday, December 17

Central Connecticut at Boston College - ACCNE	1:00
North Carolina at Tennessee - ESPN	3:00
Florida A&M at Georgia Tech - ESPNU	4:00

Monday, December 18

Charleston Southern at Florida State - ESPNU	7:00
Wake Forest at Coastal Carolina	7:00

Louisville in ACC Statistics

Team Statistics	Stat	Rank
Scoring Offense	80.0	7
Scoring Defense	64.3	7
Scoring Margin	+15.7	9
FT Percentage772	2
FG Percentage462	11
FG Pct. Defense367	3
3-Pt. Percentage342	11
3-Pt. Percentage Defense293	5
Rebounding Margin	+5.3	6
Blocked Shots	7.9	1
Assists	13.4	14
Steals	7.7	4
Turnover Margin	+2.2	6
Assists-Turnover Ratio	1.08	10
3FG Made	7.6	8
Scoring		
13. Deng Adel	16.1	
Rebounding		
4. Ray Spalding	9.7	
12. Anas Mahmoud	7.7	
Free Throw Percentage		
1. Darius Perry	1.000	
Blocked Shots		
1. Anas Mahmoud	3.67	
6. Ray Spalding	2.22	
Steals		
6. Ray Spalding	1.89	
Offensive Rebounds		
1. Ray Spalding	3.75	
Assists-Turnovers Ratio		
6. Quentin Snider	2.75	
Minutes Played		
15. Quentin Snider	32.1	
16. Deng Adel	32.0	

■ **Blockbirds** — Louisville is off to a strong start rejecting shots. The Cards are second in the nation, blocking an average of 7.9 shots a game. Center Anas Mahmoud leads the ACC and is sixth in the nation, averaging 3.7 blocks a game while Ray Spalding is sixth in the ACC and 41st in the nation with 2.2 blocked shots per game. Seven different Cardinals have blocked shots in the first nine games. Louisville's 15 blocked shots against Omaha were its most in a game since swatting a school-record 18 shots against Holy Cross on Dec. 7, 2003. The Cardinals also blocked 15 shots against Siena on Dec. 6, including a career-high nine from Mahmoud. UofL has blocked five or more shots in eight of its nine games this season. Mahmoud has blocked a shot in 62 career games and has moved up to 10th in career blocked shots with 147.

■ **Tickets Available** -- Single-game tickets for the University of Louisville's home men's basketball non-conference games in the KFC Yum! Center are on sale now. Single-game tickets for non-conference weekday games are \$35 each, non-conference weekend games are \$40. Single game tickets for UofL's Atlantic Coast Conference games will go on sale on Dec. 13 for \$65, with the Feb. 17 game vs. North Carolina tickets for \$65. Upper end seats are available for \$25 for weekday ACC games and \$30 for weekend ACC games. Tickets are on sale at the UofL Ticket Office, located near Gate 2 of Papa John's Cardinal Stadium at 2800 South Floyd Street. The ticket office is open weekdays from 9 a.m. until 5 p.m. Cardinal fans may also purchase tickets by visiting Ticketmaster online at www.Ticketmaster.com, calling 1-800-745-3000 or by visiting any Ticketmaster Ticket Center, including the KFC Yum! Center. Convenience fees are applied with Ticketmaster orders. Group Tickets are available for as low as \$20, with information available at gocards.com/mbbggroups.

■ **International Flavor** — Louisville has an international flavor with a pair of starters hailing from foreign countries. Deng Adel was born in the Sudan, grew up in Australia and spent his senior year of high school in Florida. From Cairo, Egypt, Anas Mahmoud played a year at West Oaks Academy in Orlando, Florida before joining UofL.

■ **Effective Defense** — Louisville is 10th in the nation in Ken Pomeroy's adjusted defensive rankings. The Cardinals are second in the nation in blocked shots (7.9 per game), ninth in field goal percentage defense (.367), and 22nd in defensive rebounds per game (29.6). Louisville held Southern Illinois to 26.6 percent shooting from the field and just 42 points. UofL limited Bryant to 59 points, the 42nd time in the last four seasons to hold a team under 60 points, including 11 times below 50. Six of Louisville's nine opponents this season have shot below 40 percent from the field, including holding Bryant to 34.5 percent shooting two games ago.

■ **Adel Paces Cards** — Deng Adel has been the Cardinals' scoring leader in five games, including sharing that feat with Anas Mahmoud and Quentin Snider with 17 points each against Bryant in the last game. Adel, who is 13th in the ACC in scoring averaging 16.1 points per game, has five 20-point scoring efforts in his last 14 games stretching back to the end of last season, including three this season. He has scored at least nine points in every game this season and has 33 career double figure scoring efforts. Four times he has been within two points of his career-high 22 points he scored at Wake Forest last season. A preseason All-ACC selection (second team), Adel is one of 32 individuals included on the prestigious preseason watch list for the Oscar Robertson Trophy, which includes a nation-leading eight representatives from the ACC. He is one of 50 players to watch for the Citizen Naismith Trophy player of the year award.

■ **Cards Have Been Tough on the Road** — UofL has a 69-45 record over the last 12 years on its opponent's home court (.610). Louisville has posted a 14-13 road record in its first three years in the ACC (4-5 in 2016-17). UofL had the most road victories of any school in Big East Conference games over its last seven years in that league and was a league-best 8-1 in its road games in The American during the 2013-14 season. The Cardinals have a 60-37 record in conference games on the road over the last 11 seasons (.619). In neutral site games, Louisville has a 36-9 record over the last five years (.800) and a 46-16 neutral site record over the last eight years (.742).

Series vs. Memphis (Won 53, Lost 36)			Date.....UL UM			Date.....UL UM			Date.....UL UM		
Jan. 6, 1949 (A).....	72	53	Feb. 14, 1974 (A).....	71	78	Mar. 3, 1984 (H).....	68	58	Feb. 25, 1996 (A).....	54	57
Dec. 7, 1949 (H).....	79	58	Mar. 4, 1975 (H).....	84	79	Jan. 19, 1985 (H).....	66	69	Jan. 23, 1997 (H).....	58	64
Jan. 6, 1951 (A).....	51	48	Nov. 29, 1975 (A).....	79	75	Mar. 2, 1985 (A).....	59	66	Feb. 9, 1997 (A).....	59	79
Jan. 13, 1951 (H).....	67	58	Mar. 5, 1976 (H)*.....	76	87	Mar. 8, 1985 (H)*.....	74	81	Feb. 21, 1998 (A).....	75	93
Jan. 18, 1956 (H).....	85	75	Feb. 5, 1977 (H).....	111	92	Jan. 9, 1986 (A).....	71	73	Feb. 4, 1999 (H).....	89	76
Jan. 9, 1957 (H).....	93	71	Feb. 19, 1977 (A).....	77	87	Mar. 2, 1986 (H).....	70	69	Feb. 5, 2000 (A).....	74	59
Feb. 2, 1957 (H).....	78	81	Jan. 3, 1978 (A).....	78	75	Mar. 9, 1986 (H)*.....	88	79	Mar. 3, 2001 (H).....	65	56
Feb. 11, 1963 (A).....	55	76	Feb. 25, 1978 (H).....	115	97	Jan. 28, 1987 (H).....	48	64	Jan. 30, 2002 (A).....	70	80
Jan. 4, 1964 (H).....	69	57	Mar. 3, 1978 (H)*.....	67	62	Feb. 22, 1987 (A).....	57	58	Feb. 19, 2003 (H).....	73	80
Jan. 10, 1968 (A).....	78	58	Feb. 5, 1979 (H).....	103	82	Mar. 8, 1987 (H)*.....	52	75	Mar. 14, 2003 (H)*.....	78	75
Feb. 26, 1968 (H).....	76	52	Feb. 17, 1979 (A).....	53	60	Jan. 30, 1988 (A).....	68	72	Feb. 4, 2004 (A).....	58	62
Dec. 18, 1968 (H).....	67	66	Jan. 12, 1980 (A).....	69	48	Feb. 29, 1988 (H).....	71	69	Feb. 28, 2004 (H).....	66	60
Feb. 6, 1969 (A).....	80	57	Feb. 4, 1980 (H).....	88	60	Mar. 13, 1988 (A)*.....	81	73	Feb. 9, 2005 (H).....	68	85
Feb. 4, 1970 (H).....	77	48	Feb. 29, 1980 (H)*.....	84	65	Feb. 4, 1989 (A).....	101	85	Feb. 26, 2005 (A).....	53	44
Mar. 4, 1970 (A).....	83	82	Jan. 22, 1981 (A) (OT) ..	55	60	Feb. 20, 1989 (A).....	67	72	Mar. 12, 2005 (H)*.....	75	74
Jan. 9, 1971 (A).....	75	78	Feb. 16, 1981 (H).....	95	65	Mar. 11, 1989 (H)*.....	71	70	Dec. 17, 2011 (H)+.....	95	87
Mar. 6, 1971 (H).....	102	73	Feb. 6, 1982 (A) (OT) ..	65	74	Jan. 20, 1990 (H).....	86	69	Dec. 15, 2012 (A).....	87	78
Feb. 2, 1972 (H).....	69	77	Feb. 22, 1982 (H).....	65	61	Feb. 20, 1990 (A).....	68	82	Jan. 9, 2014 (H).....	67	73
Mar. 2, 1972 (A).....	65	80	Mar. 7, 1982 (A)*.....	62	73	Jan. 10, 1991 (H).....	56	65	Mar. 1, 2014 (A).....	66	72
Mar. 11, 1972 (N)#.....	83	72	Feb. 19, 1983 (A).....	75	66	Feb. 16, 1991 (A).....	73	91	# MVC Playoff (Nashville, TN)		
Jan. 25, 1973 (A).....	76	81	Mar. 6, 1983 (H).....	64	62	Mar. 8, 1991 (N)*.....	72	70	* Metro Tournament		
Feb. 8, 1973 (H).....	83	69	Mar. 12, 1983 (N)*.....	71	68	Mar. 17, 1995 (N)@.....	56	71	@ NCAA Midwest First Round (Austin, TX)		
			Feb. 18, 1984 (A).....	85	78	Feb. 3, 1996 (H).....	74	56	+ C-USA Tournament		
									+ Basketball Hall of Fame Classic (Louisville, KY)		

■ **Double-Double Duo** — Anas Mahmoud and Ray Spalding each registered double-double performances against Siena, becoming the first Louisville duo to produce double-doubles in the same game since Montrezl Harrell (28 points, 12 rebounds) and Terry Rozier (22 pts., 10 reb.) achieved the feat vs. Pitt on Feb. 11, 2015. Mahmoud came within a blocked shot of what could have been only the fifth triple-double in UofL history and the first since 2008 with career highs of 17 points, 13 rebounds and nine blocks. His nine blocks were the most by a UofL player since Kendall Darte had nine in a 56-40 win over Holy Cross on Dec. 7, 2003. Spalding was particularly active on defense and totaled 10 points, 10 rebounds, four blocked shots, a career-high four steals and 15 deflections against Siena. Spalding followed that performance with his fourth double-double this season and sixth in his career with 10 points and a career-high 14 rebounds and five blocked shots against Indiana. Both were within a rebound of double-doubles in their last game against Bryant.

UofL Statistical Comparison		Away/ Wins Losses Home Neutral			
Record	7-0	0-2	7-1	0-1	
Scoring Average.....	83.7	67.0	82.9	57.0	
Points Allowed	62.0	72.5	64.1	66.0	
Scoring Margin	+21.7	-5.5	+18.8	-9.0	
FG Percentage.....	.479	.400	.480	.317	
Opp. FG Percentage ..	.357	.400	.371	.333	
3-Pt. Percentage348	.317	.343	.333	
FT Percentage778	.758	.773	.786	
Rebound Margin	+6.4	+1.5	+5.8	+2.0	
Turnover Margin	+3.9	-3.5	+2.9	-3.0	

NCAA Division I Most Victories (entering '17-18)

First					
School	Year	Yrs.	Won	Loss	Pct.
1. Kentucky	1903	114	2237	688	.765
2. Kansas	1899	119	2217	839	.725
3. North Carolina	1911	107	2206	781	.739
4. Duke	1906	112	2115	873	.708
5. Syracuse	1901	116	1962	878	.691
6. Temple	1895	121	1886	1053	.642
7. UCLA	1920	98	1852	828	.691
8. Notre Dame	1898	112	1845	993	.650
9. St. John's	1908	109	1817	999	.645
10. Louisville	1911	103	1803	901	.667
11. Indiana	1901	117	1783	995	.642
12. Arizona	1905	112	1769	923	.657
13. Brigham Young	1903	115	1786	1071	.625
14. Utah	1909	109	1779	978	.645
15. Illinois	1906	112	1764	973	.645

UofL Statistical Comparison by Halves

		1st Half	2nd Half
Scoring Average.....		35.9	44.1
Points Allowed		30.3	34.0
Scoring Margin		+5.6	+10.1
FG Percentage.....		.418	.509
Opp. FG Percentage351	.382
3-Pt. Percentage272	.417
FT Percentage785	.767
Rebound Margin		+1.7	+3.7
Turnover Margin		+1.6	+0.7

■ **Seven NBA Draft Picks in Last Five Years** -- Donovan Mitchell, a sophomore guard for UofL last season, was selected by the Denver Nuggets with the 13th pick overall in the 2017 NBA Draft first round. He was subsequently traded to the Utah Jazz, where he will play as a rookie in 2017-18. Mitchell's UofL teammate, senior center Mangok Mathiang, was undrafted after starting for the Cardinals in 2016-17, but signed a free agent contract with the Charlotte Hornets and made the team's opening day roster.

Louisville has produced 24 first-round NBA Draft choices, including 11 in the top ten and five among the top three picks (Pervis Ellison first in 1989; Wes Unseld second in 1968; Darrell Griffith second in 1980; Charlie Tyra second in 1957; Rodney McCray third in 1983).

A total of 72 former Louisville players have been selected in the NBA Draft, including seven in the last five years. In addition to Mitchell, those recent picks include Chinanu Onuaku (2016, 2nd round, 37th overall selection, Houston Rockets), Terry Rozier (2015, 1st round, 16th, Boston Celtics), Montrezl Harrell (2015, 2nd, 32nd, Houston Rockets), Russ Smith (2nd, 47th, Philadelphia 76ers), Gorgui Dieng (2013, 1st, 21st, Utah Jazz) and Peyton Siva (2013, 2nd, 56th, Detroit Pistons). Louisville is the only school in the nation to have players drafted in both the last four NFL drafts and the last four NBA drafts.

■ **Cards Continue Productive Defense** — Recent Louisville teams have been known for their defensive intensity and the Cardinals look to continue to follow in that tradition. Louisville was eighth in the nation in Ken Pomeroy's adjusted defensive efficiency stats in 2016-17. The Cardinals were 20th in the nation in field goal percentage defense (.401), 10th in blocked shots (5.4 per game), 33rd in three-point field goal defense (.316), 37th in turnover margin (+2.7), 21st in rebounds per game (39.5), 13th in offensive rebounds per game (13.4), 15th in scoring margin (+11.3), 41st in scoring defense (66.0 ppg) and 23rd in rebound margin (+6.0). Ten of the Cards' 34 opponents scored 60 or fewer points.

Louisville has ranked among the nation's top 40 in field goal percentage defense in 12 of the past 14 years, including the 2016-17 percentage of .401, which was 19th in the nation. Over the last two years, UofL held 30 opponents under 40 percent shooting from the field, 21 under 36 percent and 10 under 32 percent. Twelve Louisville opponents last season shot below 36 percent from the field and five shot below 32 percent.

■ **Statistical Trends** — UofL is 185-10 over the last 17 seasons when scoring 80 or more points (5-0 this year, 11-1 last year, 10-0 in 2015-16, 11-0 in 2014-15) ... Over the past 17 years, Louisville is 140-6 when shooting 50 percent or better from the field (2-0 this year, 8-0 last year, 14-0 in 2015-16, 8-0 in 2014-15) ... UofL is 336-50 when holding its opponent below 70 points over the past 17 years (5-1 this season, 18-2 in 2016-17, 19-1 in 2015-16, 24-4 in 2014-15, 27-1 in 2013-14).

■ **Cards Sixth All-Time in the Polls** — Louisville has been ranked in the Associated Press poll on 624 occasions, sixth most all-time. The Cardinals had been ranked in the last 35 straight AP polls before falling out on Dec. 4 (UofL has been ranked in 96 of the last 101). UofL has been among the top ten on 289 occasions, including 10 times last season. Until the first three polls of 2014-15, the last time UofL had not been in the poll was March 5, 2012 -- a year in which UofL advanced to the Final Four. UofL has been ranked among the nation's top 15 in the preseason poll five of the last six years (16th this year, 13th last year, unranked in 2015-16, eighth in 2014-15, third in 2013-14, second in 2012-13, ninth in 2011-12).

■ **Success vs. Top 25 Foes** -- Louisville has won 37 of its last 70 against AP ranked opponents, falling to No. 23 Michigan on March 19 in its last Top 25 matchup. UofL has a 54-46 record against Top 25 teams over the last 10 years (5-8 in 2016-17, 3-5 in 2015-16, 4-7 in 2014-15, 5-5 in 2013-14, 9-3 in 2012-13). UofL has been victorious eight of the last 18 times it has faced an AP top-five foe. UofL has won 20 of its last 41 games when facing Top 10 teams, spanning the last 10 years.

■ **Challenging Schedule** — Louisville will face another challenging schedule, playing 21 of 31 regular season games against teams that participated in postseason competition last season, including 14 from the 2017 NCAA Tournament. The Cardinals have played a schedule ranked among the top 16 toughest by the ratings percentage index in eight of the past 10 seasons, including the nation's third-toughest schedule by the RPI last season. Fourteen games this season will come against teams ranked in the USA Today preseason poll or among those receiving votes (1 Duke, 4 Kentucky, 9 North Carolina, 12 Miami, 14 Notre Dame, 21 Purdue, 23 Seton Hall; also receiving votes: Virginia twice, Virginia Tech twice, Georgia Tech, Florida State twice). UofL will play 22 games against teams that won at least 18 games last season, including 15 that won more than 20. Last season, Louisville played 21 games against teams that reached the 2017 postseason (16 NCAA, 5 NIT).

■ **Guide Online** — The UofL Men's Basketball Guide is available online at GoCards.com, specifically at <http://gocards.com/sports/2017/10/20/2017-18-mens-basketball-media-guide.aspx>.

UofL National Ranking in Field Goal Percentage Defense

2002-03	31st
2003-04	2nd
2004-05	8th
2005-06	49th
2006-07	25th
2007-08	8th
2008-09	22nd
2009-10	161st
2010-11	12th
2011-12	6th
2012-13	37th
2013-14	20th
2014-15	23rd
2015-16	9th
2016-17	20th

Louisville RPI and Strength of Schedule Last 10 Years

Year	RPI	SOS
2016-17	11	3
2015-16	16	38
2014-15	19	16
2013-14	16	49
2012-13	2	4
2011-12	10	2
2010-11	17	11
2009-10	45	11
2008-09	7	12
2007-08	10	4

Louisville has won ...

... 49 of its last 67 post-season tournament games over the last 13 years (including conference, NCAA and NIT since 2005). Louisville is 26-6 in the postseason over the last seven years.

... 27 of its last 36 games in the NCAA Tournament (since 2005), advancing to the final eight teams five times in the last 11 years (2008, 2009, 2012, 2013, 2015).

... 20 games for the 15th straight season in 2016-17, a feat accomplished by only four schools.

... 12 ACC regular season games in each of the last three seasons. UofL, which tied for second in the 2016-17 ACC standings, is the only school to finish among the top four in the ACC in all three years the Cardinals have been in the league. Louisville has won at least 10 league games for 10 straight seasons. UofL has finished in the top three in its conference seven of the last 11 years. Louisville has won its conference championship or finished second in its league in 27 of the last 41 years, including six of the last 11 years.

'17-18 NATIONAL RANKINGS

Associated Press (Dec. 11)

1	Villanova
2	Michigan State
3	Wichita State
4	Duke
5	Arizona State
6	Miami
7	North Carolina
8	Kentucky
9	Texas A&M
10	Xavier
11	West Virginia
12	Gonzaga
13	Kansas
14	TCU
15	Seton Hall
16	Virginia
17	Purdue
18	Notre Dame
19	Florida State
20	Tennessee
21	Baylor
22	Florida
23	Arizona
24	Texas Tech
25	Cincinnati

USA Today (Dec. 11)

1	Villanova
2	Michigan State
3	Wichita State
4	Duke
5	Kentucky
6	Arizona State
7	North Carolina
8	Miami
9	Xavier
10	Texas A&M
11	West Virginia
12	Kansas
13	Gonzaga
14	TCU
15	Seton Hall
16	Virginia
17	Purdue
18	Notre Dame
19	Florida State
20	Tennessee
21	Baylor
22	Florida
23	Arizona
24	Oklahoma
25	Creighton

Louisville in the Polls

Date	AP	USAT	Date	AP	USAT
preseason	16	16	Dec. 4	rv	rv
Nov. 13	18	16	Dec. 11	rv	rv
Nov. 20	19	18	rv = receiving votes		
Nov. 27	17	17			

■ **Spring Semester Over** -- The last day of classes for the 2017 UofL fall semester was Dec. 4. Final examinations were done from Dec. 6-12. After the semester break, classes will resume for the spring semester on Jan. 8.

INTERIM HEAD COACH DAVID PADGETT

David Padgett, a member of the UofL basketball staff for the last three years and a former three-year starter at center for the Cardinals, was named interim head men's basketball coach at UofL on Sept. 29, 2017.



Padgett was UofL's director of basketball operations for two seasons (2014-16) before his move to an assistant coaching position in 2016. He is just the third head coach for the Cardinals in the last 46 years, following Rick Pitino (2001-17) and Denny Crum (1971-2001).

In his three seasons on the UofL staff, the Cardinals have produced a collective 75-26 record (.743), finished among the top four teams in the ACC in each year, and UofL reached the NCAA Elite Eight in 2015. Last year, UofL posted a 25-9 record, tied for second in the ACC and earned a No. 10 ranking in the final Associated Press poll. He helped the Cardinals assemble a top ten recruiting class in 2017, as UofL's class was ranked seventh in the nation by ESPN and Rivals and 247Sports, while the Cardinals were 10th by Scout.com.

Before joining the UofL staff, Padgett spent three years as an assistant coach at IUPUI from 2011-14. He served a year as assistant strength coach with the Cardinals as UofL posted a 25-10 mark, beat seven ranked teams and reached the title game of the Big East Championship.

Padgett played professional basketball for UB LaPalma in the Canary Islands for two years following his graduation from UofL. He had reached the final preseason cut of the Miami Heat before his playing career in Spain.

A three-year starter and captain at center for the Cardinals (2005-08), Padgett was a unanimous first-team All-Big East Conference selection as a senior and also earned USBWA All-District IV honors. He averaged a team-leading 11.2 points and grabbed 4.8 rebounds his senior year in 2007-08 when UofL reached the NCAA Elite Eight.

Padgett ranks second in career field goal percentage at U of L, hitting 61.3 percent of his shots (332-542). His .667 field goal percentage as a senior was the second best ever at UofL. He set a Big East Conference field goal percentage record for league games as a senior, hitting 68.3 percent of his shots in the 18 games (86-of-126). He was a second team All-Big East pick as a junior.

A McDonald's All-American in high school in Reno, Nev., Padgett played his freshman collegiate season at Kansas before transferring to Louisville. Padgett's basketball bloodlines run deep as his father played at the University of Nevada and his uncle played at New Mexico. His grandfather Jim played for Oregon State and his sister played for the University of San Diego.

Padgett and his wife, Megan, have two sons: Nolan, born in August 2013; and Gavin, born in May 2016.

■ **Third Coach in 47 Years** -- David Padgett is just the third head coach for the Cardinals in the last 47 years, following Rick Pitino (2001-17) and Denny Crum (1971-2001).

■ **Padgett Third-Youngest Coach** -- David Padgett, 32, is the third-youngest head coach in NCAA Division I and the youngest among Power 5 schools (birthdate is Feb. 13, 1985). Morehead State coach Preston Spradlin is the youngest (30, birthdate is Dec. 30, 1986) and Maurice Joseph of George Washington is the second-youngest (32, Aug. 26, 1985).

■ **Past UofL Coaches Have Had Successful Starts** -- Each of the last four Louisville coaches had successful seasons in their first season with the Cardinals. The best first-year start by a UofL coach was Denny Crum, who inheriting a senior-laden team and guided the Cardinals to a 26-5 record and the NCAA Final Four in his first season in 1971-72.

Last 4 Louisville Coaches First Seasons

Coach	First Yr.	Result
Bernard "Peck"		
Hickman	1944-45	16-3
John Dromo	1967-68	21-7, NCAA
Denny Crum	1971-72	26-5, NCAA Final Four
Rick Pitino	2001-02	19-13, NIT

■ **Padgett Played in 3 NAAs** -- UofL Interim Head Coach David Padgett participated in three NCAA Tournaments as a player, reaching the regional finals twice (7-3 NCAA Tournament record as a player). As a freshman at Kansas, the Jayhawks beat Illinois-Chicago, Pacific and UAB before falling to Georgia Tech in the St. Louis Region championship. As a junior at UofL, the Cardinals beat Stanford before losing to Texas A&M in the NCAA Second Round. UofL beat Boise State, Oklahoma and No. 2 seed Tennessee his senior year in 2008 before falling to North Carolina in the NCAA South Region Championship. UofL reached the NIT national semifinals in 2006 when Padgett was on the sidelines from knee surgery as a sophomore.

■ **12 Former UofL Assistants Are Head Coaches** -- A dozen former Louisville assistant coaches are active head coaches. In addition to Louisville's own David Padgett, the list includes Mike Balado at Arkansas State, Mick Cronin at Cincinnati; Scott Davenport at Bellarmine (NCAA Division II); Kevin Keatts at NC State, Wyking Jones at California, Steve Masiello at Manhattan; Marvin Menzies at UNLV; Richard Pitino at Minnesota, Kareem Richardson at Missouri-Kansas City, Reggie Theus at Cal State Northridge, and Kevin Willard at Seton Hall. Seven have guided their teams to NCAA Tournament appearances over the last four years (since 2014; Cronin, Keatts, Masiello, Menzies, Pitino, Theus, and Willard). Eastern Kentucky coach Dan McHale was a program assistant for two seasons at Louisville and was director of video operations for two additional years. Padgett either played at UofL, or was on the same basketball staff, while eight of them were at Louisville (all but Cronin, Davenport and Richardson).

■ **First Year Coaches** -- David Padgett is one of 25 first-year Division I head coaches this season and one of just four at schools in Power 5 conferences (also Oklahoma State's Mike Boynton, Washington's Mike Hopkins and California's Wyking Jones). Five of those first-year coaches had been a head coach previously at a Division II school, a junior college or for a women's team. Padgett is the 20th head coach in Louisville's 104-year men's basketball history and the sixth in the past 73 years.

■ **Snider, Adel Candidates for National Awards** -- UofL guard Quentin Snider is among 20 watch list members for the 2018 Bob Cousy Point Guard of the Year Award, while forward Deng Adel is among the 20-player watch list for the 2018 Julius Erving Small Forward of the Year Award. The annual Cousy Award is in its fifteenth year while the Erving Award is in its fourth year being presented by the the Naismith Memorial Basketball Hall of Fame.

In his second year as a team captain, Snider is the Cardinals' top returning scorer (12.4 ppg) for the third consecutive season. He enters his senior year needing 216 points to become the Cardinals' 68th career 1,000-point scorer. An All-ACC Academic Men's Basketball team selection for three years, the 6-2 guard from Louisville was second in the ACC in assists-to-turnovers ratio (2.74; 22nd in the NCAA). Snider was eighth in the ACC in assists (4.1) last season and hit 30-of-63 three-pointers in his 11 ACC games (.476). Snider is one of five ACC representatives on the watch list for the Cousy Award, joined by Duke's Trevon Duval, North Carolina's Joel Berry II, Notre Dame's Matt Farrell, and Wake Forest's Bryant Crawford.

Adel was the Cardinals' primary starter at small forward as a sophomore when he averaged 12.1 points, 4.5 assists, and made 44 3-point goals. An All-ACC Academic Men's Basketball team selection each of the last two years, Adel scored in double digits in 22 games. The 6-foot-7 forward from Melbourne, Australia, was the Cards' scoring leader over the last six games of the season, averaging 16.3 points, shooting 54 percent from the field (35-of-65), and scoring at least 16 points in five of the six. Adel, Duke's Gary Trent, Jr. and Miami's Bruce Brown, Jr. are the only three ACC representatives on the watch list for the Erving Award.

For both awards, a national committee comprised of top college basketball personnel determined the watch lists. By mid-February, the watch list of players for the awards will be narrowed to 10. In March, five finalists will be presented to Cousy, Erving and the Hall of Fame's selection committee. The award winners will be presented at the ESPN College Basketball Awards Show presented by Wendy's in Los Angeles on April 6, 2018. More information on both awards may be obtained online at www.HoophallAwards.com.

■ **Anniversary Year for Final Four, National Championship teams** — The 2017-18 season will mark notable anniversaries for two great Louisville teams. It is the 70th anniversary for UofL's 1948 NAIB National Championship, the forerunner to what is now the NAIA. Bernard "Peck" Hickman's Louisville team beat a John Wooden coached Indiana State team 82-70 in the title game played in Kansas City. The Cardinals posted a 29-6 record that season and were led by junior center Jack Coleman (12.1 ppg), who scored 1,114 points in his three seasons at UofL. Louisville is the only school in the nation to have won national championships in the NCAA, NIT and NAIB (now NAIA).

This season also marks the 35th anniversary of the Cardinals' 1982-83 NCAA Final Four team, which posted a 32-4 record, won the Metro Conference title with a perfect 12-0 mark, and won its last 16 straight games before falling to Houston in the NCAA national semifinals. Guided by Hall of Fame Coach Denny Crum, the team is also well-known for winning the first "Dream Game" matchup with Kentucky in the Mideast Region Championship, an 80-68 overtime thriller in which regional MVP Lancaster Gordon scored 24 points and collected four steals to lead the Cardinals. Gordon is the No. 15 all-time scorer at UofL (1,614 pts.) and is fourth in career steals (192). Guard Milt Wagner was the leading scorer (14.4 ppg) and is the Cards' No. 6 all-time scorer (1,836 pts.). Rodney McCray, one of only five Cardinals with both 1,000 career points (1,247) and rebounds (1,029), earned Metro Conference Player of the Year honors in 1983. His brother Scooter McCray, whose tip-in at the buzzer beat Arkansas in the NCAA regional semifinal, started at the other forward position. Rounding out the starting five was center Charles Jones, the team's leader in blocked shots and a future 1,000 point career scorer (1,124).

■ **Louisville Top College Basketball Market** -- Louisville is consistently the highest-rated television market for college basketball on ESPN. Louisville has been the top market each of the last 15 years and every year since ESPN began tracking the data. Louisville's average 5.5 rating for the 2016-17 season was up 12 percent. Louisville more than doubled second-place Raleigh-Durham, which averaged a 2.4 rating. The remaining top 10 was Kansas City (2.3), Indianapolis (2.1), Greensboro-High Point (2.0), Cincinnati (1.8), Nashville (1.6), Greenville (1.6), Nashville (1.5) and Charlotte (1.5). The Cardinals' NCAA Sweet 16 game against Kentucky in 2014 drew a 51.5 rating and 73 share, making it the second highest-rated event in Louisville television history. Louisville's 2013 NCAA Championship game against Michigan is the top-rated television event all-time in the Louisville market. Louisville was the No. 11 ESPN/ABC market for college football in 2016 with a 3.5 average rating.

■ **Six of Last Seven NCAA Champions Have Played in Louisville** - The eventual national champion has played in Louisville's home arena, the KFC Yum! Center, in six of the arena's seven seasons in existence. Louisville faced eventual champions Connecticut (2011, 2014) and Duke (2015) in home games, Kentucky won a pair of games in the 2012 second and third rounds in the KFC Yum! Center, 2016 Champion Villanova won the NCAA South Regional in Louisville, and UofL won the 2013 itself. UofL played 2017 NCAA Champion North Carolina, but it was in Chapel Hill.

Cardinals in the NCAA Tournament

■ Louisville made its 42nd NCAA Tournament appearance in 2017. The Cardinals have reached the NCAA Tournament 33 of the last 41 years (10 of the last 11, 13 of the last 15, 15 of the last 19 years, 21 of last 26). The Cards have reached the Sweet 16 on 21 occasions and have advanced to the Elite Eight four of the last seven seasons. Louisville is sixth in tournament victories (76) and is fifth in NCAA Tournament appearances (42). UofL has a 76-43 overall NCAA Tournament record, reaching the Final Four 10 times. Louisville did not participate in the 2016 NCAA Tournament due to a self-imposed postseason ban

■ Only four teams -- Kentucky (57), North Carolina (48), UCLA (47), and Kansas (46) -- have more NCAA Tournament appearances than Louisville's 42.

■ Only four teams have been to more Sweet 16 appearances than Louisville's 21 since the NCAA began Sweet 16 records in 1975 (North Carolina 28, Kentucky 25, Duke 25, Kansas 22, Louisville 21).

■ Last year, Louisville played 16 games -- half of its regular season games -- against teams in the 2017 NCAA Tournament, compiling an 8-8 mark against those 14 foes (defeated Duke, Kentucky, Miami, Notre Dame, Purdue, Texas Southern, Virginia Tech and Wichita State; lost to Duke, Baylor, Florida State, North Carolina, Notre Dame, Virginia twice and Wake Forest). All nine of the Cardinals' losses last season came to teams which participated in the 2017 NCAA field.

■ The ACC's nine representatives in 2017 was a league record, the most from any league in last year and tied for the second-most ever by any conference. ACC teams received seven bids to the 2016 NCAA Tournament, with an NCAA record six teams reaching the Sweet 16.

■ The NCAA Champion has come from UofL's conference in five of the last seven years, more than any other team in that period (2011-2017), including the most recent 2017 champion / ACC member North Carolina.

UofL Radio Network Affiliates

WHAS	840 AM	Louisville, Ky.
<i>(Flagship Station)</i>		
WKRD	790 AM	Louisville, Ky.
WCKY	1530 AM	Cincinnati, Ohio
WLKT	103.9 FM	Lexington, Ky.
WWXL	1450 AM	Manchester, Ky.
WSFC	1240 AM	Somerset, Ky.
WYMC	1430 AM	Mayfield, Ky.
WQXQ	101.9 FM	Owensboro, Ky.
WPAD	1560 AM	Paducah, Ky.
WCCK	95.7 FM	Calvert City, Ky.

Sirius XM Satellite Radio (channels vary)

The radio broadcast is also available for a fee through GoCards.com and CardsMobile, the Cards' official Android/iPhone app. Broadcasts are also available by listening to one of the above stations through the iHeart Radio app.



■ Eighth Season in KFC Yum! Center

-- This is Louisville's eighth season in the spectacular KFC Yum! Center, located on the banks of the Ohio River in downtown Louisville. The 22,000-seat multi-purpose arena was built at a cost of \$238 million and includes 71 luxury suites, 62 four- or six-seat premium boxes, over 2,000 side-court club seats and four party suites with a seating capacity of 32 each.

UofL's men's and women's teams have permanent locker rooms. There are five additional team locker rooms, two officials locker rooms, five star dressing rooms, a full-function media work room and a full-sized basketball practice court on the event level. The seven levels of the arena (including the upper catwalk) include a collective 721,762 square feet, or roughly the area of 13 football fields.

After passing through the one and a half acre landscaped entry plaza that features a basketball-themed fountain, entering fans can visit the 2,500-square foot UofL adidas store or head to their seats using one of the eight escalators or seven elevators within the building.

Lounge space is abundant within the arena. Four spacious donor rooms are available for Cardinal fans, including three that overlook the Ohio River. The 7,000-square foot main concourse restaurant overlooks the river and a main concourse sports bar has views directly into the arena bowl. Two 4,000-square foot club lounges on the event level, as well as the terrace club and premium box lounges, provide amenities for their respective patrons. The KFC Yum! Center served as the site for the NCAA Men's Basketball Tournament second and third rounds in 2012 and 2015, the NCAA South Regional in 2016 and was the site for the 2012 NCAA Women's Volleyball Championship.

All-Time NCAA Final Four Appearances

North Carolina.....	20
UCLA.....	17
Kentucky.....	17
Duke.....	16
Kansas.....	14
Ohio State.....	11
Louisville.....	10
Michigan State.....	9
Indiana.....	8

UofL in the NCAA Tournament

NCAA Tournament Appearances.....	42
<i>(33 of the last 41 years; 21 of last 26)</i>	
All-Time NCAA Tourn. Record.....	76-43
Sweet 16 Appearances.....	21
Final Four Appearances.....	10
NCAA Championships.....	3

Last time an individual had ...

	For Louisville	For A Louisville Opponent
30 or more points	31 by Wayne Blackshear vs. CSUN (12/23/14)	43 by Jamel Artis, Pittsburgh (1/11/17)
35 or more points	42 by Russ Smith vs. Houston (3/14/14)	43 by Jamel Artis, Pittsburgh (1/11/17)
20 points in a half	21 by Donovan Mitchell vs. NC State, 1H (1/29/17)	32 by Jamel Artis, Pittsburgh, 2nd half (1/11/17)
15 or more rebounds	15 by Chinanu Onuaku vs. Syracuse (2/17/16)	15 by Sammy Friday, Siena (12/6/17)
20 or more rebounds	23 by Ellis Myles vs. Tennessee St. (12/1/01)	26 by Derrick Griffin, Texas Southern (12/10/16)
A four-point play	Deng Adel vs. Miami (2/11/17)	Demetrius Jackson, Notre Dame (2/13/16)
12 made free throws	12 by Russ Smith vs. UConn, 15 att. (1/18/14)	13 by Seth Allen, Virginia Tech (1/27/16)
7 made three-point goals	7 by Preston Knowles vs. Syracuse (2/12/11)	7 by Jamel Artis, Pittsburgh in 13 attempts (1/11/17)
10 or more assists	11 by Chris Jones vs. Virginia Tech (1/13/15)	10 by Elfrid Payton, Louisiana Lafayette (12/7/13)
5 or more blocked shots	5 by Ray Spalding vs. Indiana (12/9/17)	5 by Isaiah Wilkins, Virginia (2/6/17)
5 or more steals	5 by Donovan Mitchell vs. Notre Dame (1/4/17)	5 by Armon Fletcher, Southern Illinois (12/7/16)

The Last Time a Team ...

	Louisville	Opponent
Scored 100 points	102-59 win over Bryant (12/11/17)	101-104 5OT loss to Notre Dame (2/9/13)
Scored less than 50 points	63-47 loss vs. Virginia (1/30/16)	84-42 victory over Southern Illinois (11/21/17)
Scored 60 points in a half	61 vs. Grand Canyon; 1st H of 111-63 win (12/5/15)	60 by Tulane; 2nd H of 109-96 win (1/18/90)
Scored under 20 points in a half	14 vs. Virginia; 1H of 63-47 loss (1/30/16)	18 by Southern Illinois 1H, 84-42 UL win (11/21/17)
Had a +20 Rebound Margin	22 (48-26) vs. Pittsburgh (1/24/17)	26 (57-31) by Kentucky (12/31/11)
Grabbed 60 or more rebounds	60 vs. Jacksonville State (11/17/14)	60 by George Mason (1/4/94)
Grabbed less than 25 rebounds	19 vs. Virginia (2/6/17)	22 by Kennesaw State (12/16/15)
Shot 60% or better from the field	.652 (30-46) vs. Pittsburgh (1/25/15)	.614 (43-70) by Charlotte (2/11/01)
Shot 30% or below from the field	.297 (19-64) vs. Old Dominion (11/23/16)	.266 (17-64) by Southern Illinois (11/21/17)
Shot 70% from the field for a half	.714 (20-28) vs. Pittsburgh in 1st H (1/24/17)	.765 (13-17) by Georgetown in 2nd H (1/31/11)
Made 5 or less free throws	4 vs. North Carolina (in 13 attempts, 2/22/17)	5 by Southern Illinois (in 9 attempts, 11/21/17)
Made 15 three-point goals	16 (in 30 attempts) vs. Rutgers (2/16/14)	17 by Virginia Tech (2/18/17)
Made No three-point goals	0 vs. Pittsburgh (2/11/15)	0 by Cal State Northridge (12/23/14)
Shot 60% from the three-point line	.667 (12-18) vs. Virginia Tech (1/27/16)	.654 (17-26) by Virginia Tech (2/18/17)
Handed out 25 or more assists	28 vs. UCF (12/31/13)	25 by Notre Dame (2/28/08)
Handed out 5 or less assists	1 vs. Kentucky (12/27/14)	4 by Pittsburgh (1/14/16)
Committed 25 or more turnovers	26 vs. West Virginia (1/31/09)	25 by FIU (12/5/14)
Committed 5 or fewer turnovers	3 vs. Virginia Tech (2/18/17)	2 by Virginia (2/7/15)
Blocked 10 or more shots	15 vs. Siena (12/6/17)	14 by Connecticut (3/4/06)
Had No Blocked Shots	0 vs. North Carolina A&T (3/21/13)	0 by Bryant (12/11/17)
Had 15 or more steals	16 vs. Savannah State (11/24/14)	19 by Rutgers (3/13/14)
Had No Steals	0 vs. Saint Louis (2/12/03)	0 by Saint Louis (3/22/14)

Louisville Top Efforts Last 17 Years*(Since 2001-02)***Longest winning streak (single-season):** 17 games (2002-03)**Longest winning streak (multiple-season span):** 21 games (last 16 G of 2012-13, first 5 G of 2013-14)**Longest conference winning streak:** 10, twice -- 2008-09 & 2012-13 seasons**Longest losing streak:** 4 games (2003-04)**Longest conference losing streak:** 4 games (2003-04)**Most points scored in a game:** 114 vs. Western Kentucky, 12-22-10 (UL 114, WKU 82)**Fewest points scored in a game:** 45 vs. Cleveland State, 11-26-14 (UL 45, CSU 33)**Most points allowed in a game:** 104 vs. Notre Dame, 2-9-13 (UND 104, UL 101, 5 ot)**Fewest Points Allowed in a Game:** 26 vs. Savannah State, 11-24-14 (UL 87, SSU 26)**Fewest Points Allowed in a Conference Game:** 31 vs. Rutgers, 3-13-14 (UL 92, RU 31)**Largest Margin of Victory:** 64 vs. Morehead St., 12-27-04 (UL 104, USA 40)**Largest Margin of Victory in a Conference Game:** 61 vs. Rutgers, 3-13-14 (UL 92, RU 31)**Largest losing margin:** 33 vs. Notre Dame, 2-12-09 (ND 90, UL 57)**Fewest points scored in a win:** 45 vs. Cleveland State, 11-26-14 (UL 45, CSU 33)**Most points allowed in a win:** 90 vs. Virginia Tech, 2-18-17 (UL 94, VT 90)**Most points scored in a loss:** 101 vs. Notre Dame, 2-9-13 (UND 104, UL 101, 5 ot)**Fewest points allowed in a loss:** 52 vs. Drexel, 12-14-10 (DU 52, UL 46); vs. Syracuse, 2-13-12 (SU 52, UL 51); vs. Virginia, 2-17-15 (UVA 52, UL 47)**Largest deficit overcome to win a game:** 20 vs. West Virginia, 3-26-05 (UL 18, WVU 38)**Largest lead given up in a loss:** 22 vs. Baylor, 11-25-16 (UL 32, BU 10)**Highest shooting percentage:** .652 vs. Pittsburgh, 1-25-15 (UL 80, Pitt 68)**Highest shooting percentage in a conference game:**

.652 vs. Pittsburgh, 1-25-15 (UL 80, Pitt 68)

Lowest shooting percentage: .268 vs. Western Kentucky, 11-30-08 (WKU 68, UL 54)**Lowest shooting percentage in a conference game:** .274 vs. Cincinnati, 1-19-02 (UL 50, UC 77)**Highest 3-point percentage:** .778 vs. Memphis, 2-4-04 (UL 58, UM 62)**Highest 3-point percentage in a conference game:** .778 vs. Memphis, 2-4-04 (UL 58, UM 62)**Lowest 3-point percentage:** .000 vs. Pittsburgh, 2-11-15 (UL 69, Pitt 56)**Lowest 3-point percentage in a conference game:** .000 vs. Pittsburgh, 2-11-15 (UL 69, Pitt 56)**Most three-pointers:** 22 vs. Hartford, 11-17-07 (UL 104, UH 69)**Free throws made:** 41 vs. Rutgers, 1-4-14 (UL 83, RU 76)**Most assists:** 34 vs. VMI, 12-23-04 (UL 107, VMI 56)**Most blocked shots:** 18 vs. Holy Cross, 12-7-03 (UL 56, HC 40)

ASSISTANT COACH TRENT JOHNSON

Trent Johnson, who has 36 years of coaching experience including 17 years as a head coach at four collegiate programs, has joined the UofL staff as an assistant coach on Oct. 11.



Johnson has guided men's basketball programs at Nevada (1999-2004), Stanford (2004-08), LSU (2008-2012) and TCU (2012-16). He has also served as a collegiate assistant coach at Utah (1986-89), Washington (1989-92), Rice (1992-96) and Stanford (1996-99), as well as an assistant at Boise High School (1980-85).

A former member of the National Association of Basketball Coaches Board of Directors, Johnson's teams made five NCAA Tournament appearances, including reaching the NCAA Sweet 16 at Nevada and Stanford. His teams made three trips to the National Invitation Tournament. Johnson has been honored as the conference coach of the year in three different leagues (2003 WAC, 2008 Pac-10 and 2009 SEC). He has a 276-264 career coaching record in his 16 collegiate seasons as a head coach.

His first of four years at TCU included a victory over No. 5 Kansas, one of four wins that season over teams that would participate in postseason tournaments. His 2013-14 TCU team opened the season 13-0 and rose to No. 25 in the AP Top 25.

Johnson guided LSU to a 27-8 overall record and the SEC regular-season championship in his first year with the Tigers in 2008-09, producing the third-most victories in a season in program history. Johnson's final LSU squad in 2011-12 posted an 18-15 overall record and an NIT first-round appearance.

Prior to LSU, Johnson became the only coach in program history to guide Stanford to the postseason in each of his first four seasons, advancing to the NCAA Tournament on three occasions and once in the NIT while compiling an 80-47 record. In 2007-08, Johnson guided the Cardinal to the NCAA Sweet 16 as a No. 3 seed before finishing with a 28-8 overall record. Johnson was productive with his first head coaching opportunity at Nevada in 1999, a five-year transformation that culminated in Johnson leading the Wolf Pack to a 25-9 record in 2003-04, which was a school-record victories; tying for the WAC regular season title; winning the WAC Tournament Championship; and reaching the program's first NCAA Sweet 16. Nevada posted NCAA victories over Michigan State and Gonzaga on its run before falling to eventual national runner-up Georgia Tech. Prior to his arrival, Nevada had made just two NCAA tournament appearances in school history and never won an NCAA tournament game.

Johnson played college basketball at Boise State (1974-78), where he ranks among the

school's career leaders with 1,115 points and 702 rebounds. In his sophomore season (1975-76), the Broncos won the Big Sky Tournament and advanced to the NCAA Tournament. He earned All-Big Sky honors as a senior. Following his collegiate career, Johnson played professionally for the Washington Lumberjacks of the Western Basketball League. He returned to Boise State after his playing days to complete his degree in physical education in 1986.

Johnson was born in Berkeley, Calif. He and his wife, Jackie, have two adult children: a daughter, Tinishia, and a son, Terry

ASSISTANT COACH R.J. EVANS

R.J. Evans, who has been a program assistant on the UofL men's basketball staff since May, was elevated to acting assistant coach for the Cardinals on Oct. 20.



Evans, who has earned two master's degrees, joined the UofL staff after working two years as a graduate assistant at the University of Texas under head coach Shaka Smart. Prior to his time in Austin, Evans was an assistant coach at Nichols College in Dudley, Mass. for one season (2014-15) as the Bison posted a 20-6 record and won the Commonwealth Coast Conference Regular Season Championship with a 17-1 mark.

Evans played basketball at the College of the Holy Cross, scoring over 1,200 career points in his three-plus seasons there. As a co-captain in his final season in 2011-12, Evans averaged 11.5 points, 4.8 rebounds, and 2.8 assists while earning recognition on the Patriot League Academic Honor Roll. He received a medical redshirt after missing most of the 2010-11 season with a sports hernia.

Evans played his final year as a graduate student at the University of Connecticut, where he helped the Huskies post a 20-10 record in 2012-13. He appeared in 27 games (three starts) and averaged 3.1 points and grabbing 25 steals. He faced Louisville once that season, grabbing two rebounds in seven minutes against the Cardinals in a 73-58 UofL victory in Hartford.

Evans played for four different coaches in his four collegiate seasons in Kevin Ollie at UConn and Ralph Willard, Sean Kearney and Milan Brown at Holy Cross. He played one year professionally for the Durham Wildcats in the United Kingdom. His sister Kastine played basketball at Kentucky.

Evans, who hails from Salem, Conn., earned a bachelor's degree in economics from Holy Cross in 2012, a master's degree in educational psychology from UConn in 2013, and a master's in kinesiology from Texas in 2017.

ASSISTANT COACH GREG PAULUS

Greg Paulus, who has worked on the basketball staffs at Ohio State and Navy a combined seven years, was named an assistant basketball coach at UofL on Oct. 19.



Paulus was an assistant coach for four seasons at Ohio State (2013-17) after serving as the program's video coordinator for two years (2011-13). During six years on the staff there, Ohio State produced a 147-66 record and participated in the NCAA Tournament on four occasions, including playing in two regional finals and reaching the 2012 Final Four. He helped the Buckeyes sign top 10 recruiting classes in 2014 and 2015 and was recognized by ESPN's Jeff Goodman as one of the nation's top assistant coaches in 2015. Paulus gained his start in coaching as an assistant at Navy for the 2010-11 season.

Paulus had a successful four-year playing career at Duke (2006-09), plus one year as the team captain and starting quarterback at Syracuse while pursuing a master's degree. A three-year starter and two-time captain for Duke, he played on three ACC Championship teams and four NCAA Tournament teams, helping Duke to a combined 112-28 record while leading the team in assists in 2006, 2007 and 2008.

As a freshman in 2006, Paulus was a member of the ACC All-Freshman first team, the ACC All-Tournament second team and a second-team freshman All-American while averaging 6.7 points and 5.2 assists. He is one of just four freshmen in ACC history to lead the league in assists. He scored 1,193 career points at Duke and ranks among the career top 10 in assists (468), three-point field goals (210) and three-point field goal percentage (.398).

Paulus spent the 2009-10 season at Syracuse, passing for 2,024 yards and 13 touchdowns in 12 games as the Orange posted a 4-8 record, matching the program's best record since the 2004 season. It was Paulus' first action on the football field since being named the 2005 Gatorade National High School Player of the Year. His 67.7 completion percentage (193-of-285) is a Syracuse single-season record.

A native of Syracuse, N.Y., Paulus earned ACC All-Academic Team accolades on three occasions and was a two-time third-team Academic All-American selection, graduating with a bachelor's degree in political science with a certificate in markets and management studies in 2009. He went on to obtain his master's degree in Television, Radio and Film from the S.I. Newhouse School of Public Communications at Syracuse in 2010, earning 2009 Big East All-Academic Team honors.

Paulus was named the Gatorade National High School Player of the Year in both football and basketball as a senior at Christian Brothers Academy. He and his wife Megan were married earlier this year.

O V.J. King

G/F 6-6 190 So. - 1L Cleveland, Ohio (Paul VI Catholic HS / Fairfax, Va.)

- Starter at shooting guard scored a season-high 17 points at Purdue.
- Collected a career-high three steals in the Cards' win against Indiana.
- 2017 All-ACC Academic Men's Basketball team selection.
- As a freshman, he led the team in free throw percentage (.821 46-of-56) and three-point field goal percentage (.421, 16-of-38; among players with over 20 attempts).

- Scored a career-high 24 points against Virginia last year, finishing 3-of-5 from behind the arc and connecting on 5-of-6 from the free throw line.

- Won two gold medals with USA Basketball in the 2013 FIBA Americas U16 Championship in Maldonado, Uruguay; and the 2014 FIBA U17 World Championship in Dubai.

- A McDonald's All-America selection, King averaged 22.9 points, 9.6 rebounds, 2.5 assists and 2.1 steals as a senior in leading Paul VI (20-11) in Fairfax, Va. to the Virginia Independent Schools Athletic Association Division I state championship game.

- His father Vincent King played professional basketball in foreign countries for 10 years after scoring 1,037 points in his collegiate career at Indiana University of Pennsylvania from 1988-92.

- Born Jan. 22, 1997 ... Major is sport administration.



O V.J. King

Games With ...	Season	Career
Double-Figure scoring.....	3	10
5 or more rebounds.....	4	6
4 or more assists.....	0	0
A blocked shot.....	1	4
A steal.....	3	10
A three-pointer.....	6	16
20+ points.....	0	1

O V.J. King Season Highs

Points..... 17 vs. Purdue (11/28)
 Reb. 8 vs. Southern Illinois (11/21)
 Asst. 3 vs. Bryant (12/11)
 Blocks 1 vs. Southern Illinois (11/21)
 Steals 3 vs. Indiana (12/9)
 FGM 6 vs. Seton Hall (12/3)
 FGA 11 vs. St. Francis (11/24)
 vs. Purdue (11/28)
 3FGM 2 (3 times) *latest:* vs. Seton Hall (12/3)
 3FGA 5 vs. St. Francis (11/24)
 FT 5 vs. George Mason (11/12)
 vs. Purdue (11/28)
 FTA 6 vs. George Mason (11/12)
 vs. Purdue (11/28)

O V.J. King Career Highs

Points..... 24 vs. Virginia (2/6/17)
 Reb. 8 vs. Southern Illinois (11/21/17)
 Asst. 3 (3 times) *latest:* vs. Bryant (12/11/17)
 Blocks 1 (4 times) *latest:* vs. So. Illinois (11/21/17)
 Steals 3 vs. Indiana (12/9/17)
 FGM 8 vs. Virginia (2/6/17)
 FGA 14 vs. Virginia (2/6/17)
 3FGM 3 vs. William & Mary (11/14/16)
 vs. Virginia (2/6/17)
 3FGA 5 vs. Virginia (2/6/17)
 vs. St. Francis (11/24/17)
 FT 6 vs. Evansville (11/11/16)
 vs. Wichita State (11/24/16)
 FTA 8 vs. Evansville (11/11/16)
 vs. Wichita State (11/24/16)

O V.J. King Game-by-Game

Opponent	Date	GS	Min	FG	FGA	Pct	3-Point			FT	FTA	Pct	Rebounds			Avg	PF	FO	A	TO	Blk	Stl	Pts	Avg
							FG	FGA	Pct				Off	Def	Tot									
GEORGE MASON	11/12/17	*	16	0	3	.000	0	1	.000	5	6	.833	1	0	1	1.0	2	0	0	1	0	1	5	5.0
OMAHA	11/17/17	*	28	3	9	.333	1	2	.500	1	2	.500	2	3	5	3.0	0	0	0	3	0	0	8	6.5
SOU ILLINOIS	11/21/17	*	25	2	10	.200	0	1	.000	0	0	.000	0	8	8	4.7	0	0	1	0	1	0	4	5.7
ST. FRANCIS	11/24/17	*	24	3	11	.273	2	5	.400	2	21	.000	1	1	2	4.0	2	0	0	4	0	0	10	6.8
at Purdue	11/28/17	*	30	5	11	.455	2	3	.667	5	6	.833	1	5	6	4.4	5	1	0	1	0	0	17	8.8
SETON HALL	12/3/17	*	24	6	8	.750	2	3	.667	0	1	.000	0	5	5	4.5	3	0	1	4	0	0	14	9.7
SIENA	12/6/17	*	15	3	7	.429	1	2	.500	0	0	.000	0	2	2	4.1	0	0	0	1	0	0	7	9.3
INDIANA	12/9/17	*	32	3	8	.375	0	2	.000	1	3	.333	2	0	2	3.9	1	0	0	2	0	3	7	9.0
BRYANT	12/11/17	*	24	3	7	.429	1	2	.500	0	0	.000	0	4	4	3.9	2	0	3	1	0	1	7	8.8

O V.J. King Statistics

Year	GP	GS	Min	Avg	FG	FGA	Pct	3FG	3FGA	Pct	FT	FTA	Pct	OReb	DReb	Reb	Avg	PF	FO	Ast	TO	Blk	Stl	Pts	Avg
2016-17	33	7	445	13.5	60	139	.432	16	38	.421	46	56	.821	17	51	68	2.1	25	0	16	22	3	7	182	5.5
2017-18	9	9	218	24.2	28	74	.378	9	21	.429	14	20	.700	7	28	35	3.9	15	1	5	17	1	5	79	8.8
TOTAL	42	16	663	15.8	88	213	.413	25	59	.424	60	76	.789	24	79	103	2.5	40	1	21	39	4	12	261	6.2

1 Lance Thomas

F 6-8 220 Fr. - HS Norcross, Ga. (Norcross HS)

- Scored a career-high 10 points and pulled down a career-high seven rebounds against Bryant in his most extensive action of the season.
- Made his first appearance of the season against Southern Illinois and contributed five points and three rebounds in seven minutes (2-of-3 FG). He has played in five games this year.
- Averaged 9.7 points, 8.8 rebounds and 2.6 blocked shots as a senior in helping Norcross post a 26-6 record as the runner-up in the Georgia Class 7A state championship. He scored 13 points in the state title game.
- A first-team All-Region 7 selection as a junior and senior, a second team Atlanta Tipoff Club All-Metro Atlanta choice and an all-county pick.
- His Norcross High School teammate Jordan Goldwire is a freshman at Duke.
- Born Jan. 18, 1999 ... Major is business.



1 Lance Thomas		
Games With ...	Season	Career
Double-Figure scoring.....	1	1
5 or more rebounds	1	1
4 or more assists	0	0
A blocked shot	1	1
A steal	1	1
A three-pointer	1	1
20+ points	0	0

1 Lance Thomas Season/Career Highs

Points..... 10 vs. Bryant (12/11)
Reb. 7 vs. Bryant (12/11)
Asst..... none
Blocks 1 vs. Bryant (12/11)
Steals..... 1 vs. Bryant (12/11)
FGM 4 vs. Bryant (12/11)
FGA 5 vs. Bryant (12/11)
3FGM 1 vs. Southern Illinois (11/21)
3FGA 2 vs. Southern Illinois (11/21)
FT 2 vs. Siena (12/6)
vs. Bryant (12/11)
FTA..... 4 vs. Bryant (12/11)

1 Lance Thomas Game-by-Game

Opponent	Date	GS	Min	FG	FGA	Pct	3-Point			Pct	Rebounds			Avg	PF	FO	A	TO	Blk	Stl	Pts	Avg
							FG	FGA	Pct	FT	FTA	Off	Def	Tot								
GEORGE MASON	11/12/17																					
OMAHA	11/17/17																					
SOU ILLINOIS	11/21/17	7	2	3	.667	1	2	.500	0	0	.000	0	3	3	3.0	0	0	0	0	0	5	5.0
ST. FRANCIS	11/24/17	2	0	0	.000	0	0	.000	0	0	.000	0	1	1	2.0	0	0	0	0	0	0	2.5
at Purdue	11/28/17	1	0	1	.000	0	1	.000	0	0	.000	0	0	0	1.3	0	0	0	0	0	0	1.7
SETON HALL	12/3/17																					
SIENA	12/6/17	6	0	0	.000	0	0	.000	2	21	.000	0	0	0	1.0	0	0	0	0	0	2	1.8
INDIANA	12/9/17																					
BRYANT	12/11/17	10	4	5	.800	0	1	.000	2	4	.500	2	5	7	2.2	2	0	0	0	1	11	3.4

1 Lance Thomas Statistics

Year	GP	GS	Min	Avg	FG	FGA	Pct	3FG	3FGA	Pct	FT	FTA	Pct	OReb	DReb	Reb	Avg	PF	FO	Ast	TO	Blk	Stl	Pts	Avg
2017-18	5	0	26	5.2	6	9	.667	1	4	.250	4	6	.667	2	9	11	2.2	2	0	0	0	1	1	17	3.4
TOTAL	5	0	26	5.2	6	9	.667	1	4	.250	4	6	.667	2	9	11	2.2	2	0	0	0	1	1	17	3.4

2 Darius Perry

G 6-2 175 Fr. - HS Powder Springs, Ga. (Wheeler HS)

- Has scored at least nine points in three of nine games this season. He has an assist in all nine games.
- Has made all 20 of his free throw attempts on the season.
- Totaled 17 points, three assists, two steals and did not miss a shot (3-of-3 three-pointers, 8-of-8 free throws) vs. George Mason. It was the fifth-highest scoring effort in a freshman debut at Louisville and was tied for the sixth-highest in a career scoring debut at UofL (tied with his coach, David Padgett, who also scored 17 on Dec. 3, 2005).
- Averaged 20.2 points, 5.1 assists, 4.3 rebounds and 3.1 steals as a senior in helping Wheeler High School achieve a 21-10 record and reach the final eight teams in the Class AAAAAA state championship. As a sophomore in 2014-15, Perry helped Wheeler win the Class AAAAAA state championship with a 30-3 record.
- Averaged 11.6 points, 3.6 rebounds and 3.4 assists for his Game Elite AAU squad during the summer of 2016, playing for his father and coach Eric Perry.
- Wheeler High School has produced multiple NBA players such as Sharef Abdur-Rahim, Jermareo Davidson, JJ Hickson and Dequan Jones.
- Born March 13, 1999 ... Major is sport administration.



2 Darius Perry		
Games With ...	Season	Career
Double-Figure scoring.....	2	2
5 or more rebounds	0	0
4 or more assists	2	2
A blocked shot	1	1
A steal	4	4
A three-pointer.....	3	3
20+ points.....	0	0

- 2 Darius Perry Season/Career Highs
- Points..... 17 vs. George Mason (11/12)
 - Reb. 2 vs. George Mason (11/12)
vs. Indiana (12/9)
 - Asst..... 7 vs. Southern Illinois (11/21)
 - Blocks 1 vs. Southern Illinois (11/21)
 - Steals..... 2 vs. George Mason (11/12)
vs. Omaha (11/17)
 - FGM 3 (3 times) *latest:* vs. Siena (12/6)
 - FGA 8 vs. Southern Illinois (11/21)
 - 3FGM 3 vs. George Mason (11/12)
 - 3FGA 5 vs. Omaha (11/17)
 - FT 8 vs. George Mason (11/12)
 - FTA 8 vs. George Mason (11/12)

2 Darius Perry Game-by-Game										3-Point					Rebounds													
Opponent	Date	GS	Min	FG	FGA	Pct	FG	FGA	Pct	FT	FTA	Pct	Off	Def	Tot	Avg	PF	FO	A	TO	Blk	Stl	Pts	Avg				
GEORGE MASON	11/12/17	27	3	3	1.000	3	3	1.000	8	8	1.000	0	2	2	2.0	1	0	3	2	0	2	17	17.0					
OMAHA	11/17/17	15	2	4	.500	0	2	.000	5	5	1.000	0	1	1	1.5	2	0	1	2	0	2	9	13.0					
SOU ILLINOIS	11/21/17	23	3	8	.375	1	4	.250	3	3	1.000	0	1	1	1.3	0	0	7	1	1	0	10	12.0					
ST. FRANCIS	11/24/17	14	0	3	.000	0	3	.000	2	2	1.000	0	1	1	1.3	2	0	2	0	0	0	2	9.5					
at Purdue	11/28/17	8	0	2	.000	0	2	.000	0	0	.000	0	1	1	1.2	1	0	1	1	0	0	0	7.6					
SETON HALL	12/3/17	13	2	4	.500	0	2	.000	0	0	.000	0	1	1	1.2	1	0	1	0	0	1	4	7.0					
SIENA	12/6/17	19	3	7	.429	1	4	.250	0	0	.000	0	0	0	1.0	4	0	1	5	0	1	7	7.0					
INDIANA	12/9/17	12	0	1	.000	0	1	.000	0	0	.000	1	1	2	1.1	2	0	2	0	0	0	0	6.1					
BRYANT	12/11/17	13	0	3	.000	0	2	.000	2	2	1.000	0	1	1	1.1	4	0	4	0	0	0	2	5.7					

2 Darius Perry Statistics

Year	GP	GS	Min	Avg	FG	FGA	Pct	3FG	3FGA	Pct	FT	FTA	Pct	OReb	DReb	Reb	Avg	PF	FO	Ast	TO	Blk	Stl	Pts	Avg
2017-18	9	0	144	16.0	13	35	.371	5	23	.217	20	20	1.000	1	9	10	1.1	17	0	22	11	1	6	51	5.7
TOTAL	9	0	144	16.0	13	35	.371	5	23	.217	20	20	1.000	1	9	10	1.1	17	0	22	11	1	6	51	5.7

3 Jo Griffin Season/Career Highs



Double-Figure scoring.....	0	0
5 or more rebounds	0	0
4 or more assists	0	0
A blocked shot	0	0
A steal	0	0
A three-pointer	0	0
20+ points.....	0	0

3 Jo Griffin Game-by-Game										3-Point				Rebounds													
Opponent	Date	G	S	Min	FG	FGA	Pct	FG	FGA	Pct	FT	FTA	Pct	Off	Def	Tot	Avg	PF	FO	A	TO	Blk	Stl	Pts	Avg		
SIENA	12/6/17	5	0	0	.000	0	0	.000	0	0	.000	0	0	.000	0	0	0	0.0	1	0	0	0	0	0	0.0		
BRYANT	12/11/17	6	0	1	.000	0	1	.000	0	0	.000	0	0	.000	0	0	0	0.0	0	0	1	1	0	0	0.0		

Year	GP	GS	Min	Avg	FG	FGA	Pct	3FG	3FGA	Pct	FT	FTA	Pct	OReb	DReb	Reb	Avg	PF	FO	Ast	TO	Blk	Stl	Pts	Avg
2017-18	2	0	11	5.5	0	1	.000	0	1	.000	0	0	.000	0	0	0	0.0	1	0	1	1	0	0	0	0.0
TOTAL	2	0	11	5.5	0	1	.000	0	1	.000	0	0	.000	0	0	0	0.0	1	0	1	1	0	0	0	0.0

12 Jacob Redding Season/Career Highs



Double-Figure scoring.....	0	0
5 or more rebounds	0	0
4 or more assists	0	0
A blocked shot	0	0
A steal	0	0
A three-pointer	2	2
20+ points.....	0	0

FTA..... 2 vs. Bryant (12/11)

12 Jacob Redding Game-by-Game												3-Point				Rebounds													
Opponent	Date	GS	Min	FG	FGA	Pct	FG	FGA	Pct	FT	FTA	Pct	Off	Def	Tot	Avg	PF	FO	A	TO	Blk	Stl	Pts	Avg					
SOU ILLINOIS	11/21/17	3	2	2	1.000	2	2	1.000	0	0	.000	0	0	0	0	0.0	0	0	0	0	0	0	6	6.0					
SIENA	12/6/17	2	1	1	1.000	0	0	.000	0	0	.000	0	0	0	0	0.0	0	0	0	0	0	0	2	4.0					
BRYANT	12/11/17	4	1	1	1.000	1	1	1.000	2	2	1.000	0	0	0	0	0.0	0	0	0	0	0	0	5	4.3					

Year	GP	GS	Min	Avg	FG	FGA	Pct	3FG	3FGA	Pct	FT	FTA	Pct	OReb	DReb	Reb	Avg	PF	FO	Ast	TO	Blk	Stl	Pts	Avg
2017-18	3	0	9	3.0	4	4	1.000	3	3	1.000	2	2	1.000	0	0	0	0.0	0	0	0	0	0	0	13	4.3
TOTAL	3	0	9	3.0	4	4	1.000	3	3	1.000	2	2	1.000	0	0	0	0.0	0	0	0	0	0	0	13	4.3

4 Quentin Snider

G 6-2 175 Sr. - 3L Louisville, Ky. (Ballard HS)

- Tri-captain is in his third year starting at point guard. He has scored in double figures in six games, including the last four.
- Preseason All-ACC second team selection.
- Averaging 15.3 points in the last three games, shooting 56 percent from the field and 50 percent from behind the arc along with a 4.5 assist-to-turnover ratio. He scored a season-high 17 points against Bryant.
- Has knocked down 14 of his last 15 free throws over the last four games.
- Pulled down a career-high seven rebounds against Seton Hall while scoring 15 points.
- Had a season high six assists vs. St. Francis, adding 11 points.
- Needs 119 points to become the Cardinals' 68th career 1,000-point scorer. Snider is the Cardinals' leading returning scorer for the third straight year, averaging 12.4 points and 4.1 assists (8th in the ACC) a year ago.
- Three-time 2017 All-ACC Academic Men's Basketball team selection.
- Last season, was second in the ACC in assists-to-turnovers ratio (2.74; 22nd in the NCAA). He was eighth in the ACC in assists (4.1).
- Hit 30-of-63 three-pointers in his 11 ACC games last season (.476).
- Honored as Kentucky's Mr. Basketball as a senior, Snider is the career leader in scoring and assists (633) at Ballard. His 2,442 points passed Allan Houston and DeJuan Wheat. His 371 three-pointers rank third in state history.
- Born Feb. 14, 1995 ... Major is communication.



4 Quentin Snider		
Games With ...	Season	Career
Double-Figure scoring.....	6	43
6 or more rebounds	2	4
4 or more assists	4	43
A blocked shot	0	1
A steal	4	38
A three-pointer.....	8	64
20+ points.....	0	4

4 Quentin Snider Season Highs

Points..... 17 vs. Bryant (12/11)
Reb. 7 vs. Seton Hall (12/3)
Asst..... 6 vs. St. Francis (11/24)
vs. Purdue (11/28)
Blocks none
Steals 1 (4 times) *latest*: vs. Siena (12/6)
FGM 6 vs. Seton Hall (12/3)
vs. Bryant (12/11)
FGA 16 vs. Seton Hall (12/3)
3FGM 4 vs. Bryant (12/11)
3FGA 7 vs. Seton Hall (12/3)
FT 6 vs. Siena (12/6)
FTA 6 vs. Siena (12/6)

4 Quentin Snider Career Highs

Points..... 22 vs. Kentucky (12/21/16)
vs. Pittsburgh (1/11/17)
Reb. 7 vs. Seton Hall (12/3/17)
Asst..... 8 vs. Grand Canyon (12/5/15)
vs. Kennesaw St. (12/16/15)
Blocks 1 vs. Michigan State (3/29/15)
Steals 3 (3 times) *latest*: vs. Duke (1/14/17)
FGM 10 vs. Kentucky (12/21/16)
FGA 19 vs. Kentucky (12/21/16)
3FGM 4 (5 times) *latest*: vs. Bryant (12/11/17)
3FGA 9 (3 times) *latest*: vs. Syracuse (2/18/17)
FT 7 vs. Old Dominion (11/23/16)
FTA 11 vs. Old Dominion (11/23/16)

4 Quentin Snider Game-by-Game

Opponent	Date	GS	Min	FG	FGA	Pct	FG	FGA	Pct	FT	FTA	Pct	Off	Def	Tot	Avg	PF	FO	A	TO	Blk	Stl	Pts	Avg
GEORGE MASON	11/12/17	*	37	4	11	.364	1	6	.167	1	2	.500	0	6	6	6.0	1	0	3	2	0	0	10	10.0
OMAHA	11/17/17	*	29	2	9	.222	1	5	.200	2	21	.000	2	0	2	4.0	1	0	4	2	0	1	7	8.5
SOU ILLINOIS	11/21/17	*	26	2	8	.250	1	4	.250	0	0	.000	0	2	2	3.3	0	0	3	0	0	0	5	7.3
ST. FRANCIS	11/24/17	*	36	4	10	.400	2	6	.333	1	2	.500	0	2	2	3.0	1	0	6	1	0	1	11	8.3
at Purdue	11/28/17	*	39	1	6	.167	1	4	.250	0	0	.000	1	4	5	3.4	2	0	6	4	0	0	3	7.2
SETON HALL	12/3/17	*	37	6	16	.375	1	7	.143	2	21	.000	2	5	7	4.0	0	0	2	1	0	1	15	8.5
SIENA	12/6/17	*	30	4	7	.571	2	3	.667	6	61	.000	0	2	2	3.7	2	0	2	1	0	1	16	9.6
INDIANA	12/9/17	*	33	4	10	.400	0	3	.000	5	51	.000	0	2	2	3.5	1	0	5	1	0	0	13	10.0
BRYANT	12/11/17	*	22	6	8	.750	4	6	.667	1	2	.500	0	4	4	3.6	1	0	2	0	0	0	17	10.8


4 Quentin Snider Statistics

Year	GP	GS	Min	Avg	FG	FGA	Pct	3FG	3FGA	Pct	FT	FTA	Pct	OReb	DReb	Reb	Avg	PF	FO	Ast	TO	Blk	Stl	Pts	Avg
2014-15	36	10	589	16.4	53	152	.349	19	67	.284	21	38	.553	9	49	58	1.6	43	0	47	29	1	11	146	4.1
2015-16	31	24	861	27.8	103	256	.402	40	99	.404	45	60	.750	23	47	70	2.3	60	1	109	40	0	25	291	9.4
2016-17	28	28	877	31.3	116	301	.385	56	150	.373	59	82	.720	22	53	75	2.7	43	0	115	42	0	17	347	12.4
2017-18	9	9	289	32.1	33	85	.388	13	44	.295	18	21	.857	5	27	32	3.6	9	0	33	12	0	4	97	10.8
TOTAL	104	71	2616	25.2	305	794	.384	128	360	.356	143	201	.711	59	176	235	2.3	155	1	304	123	1	57	881	8.5

5 Malik Williams

F/C 6-11 225 Fr. - HS Ft. Wayne, Ind. (Snider HS)

- Scored a season-best nine points against Indiana, knocking down 3-of-4 three-pointers while grabbing four rebounds.
- Started vs. Omaha and produced eight points, four rebounds and three blocked shots.
- Pulled down a career-high six rebounds against Bryant.
- Power forward/center with good shooting range.
- Averaged 23.6 points, 11.8 rebounds, 3.9 blocked shots and buried 44 three-pointers as a senior in leading Snider High School to a 17-7 record and the school's first Summit Athletic Conference championship since 2009. Snider advanced to the 4A sectional final before falling to eventual state runner-up North Side.
- Career rebounding and blocked shots leader for Snider.
- A first-team all-state choice, All-Summit Athletic Conference selection as a junior and senior and was one of four finalists for Indiana's Mr. Basketball.



5 Malik Williams		
Games With ...	Season	Career
Double-Figure scoring.....	0	0
5 or more rebounds	1	1
4 or more assists	0	0
A blocked shot	3	3
A steal	2	2
A three-pointer	2	2
20+ points	0	0

5 Malik Williams Season/Career Highs

- Points..... 9 vs. Indiana (12/9)
- Reb. 6 vs. Bryant (12/11)
- Asst..... 2 vs. Omaha (11/17)
- Blocks 3 vs. Omaha (11/17)
- Steals..... 1 vs. Siena (12/6)
- vs. Bryant (12/11)
- FGM 3 vs. Omaha (11/17)
- vs. Indiana (12/9)
- FGA 7 vs. Omaha (11/17)
- 3FGM 3 vs. Indiana (12/9)
- 3FGA 4 vs. Indiana (12/9)
- FT..... 2 vs. George Mason (11/12)
- FTA..... 2 vs. George Mason (11/12)

5 Malik Williams Game-by-Game										3-Point				Rebounds																
Opponent	Date	GS	Min	FG	FGA	Pct	FG	FGA	Pct	FT	FTA	Pct	Off	Def	Tot	Avg	PF	FO	A	TO	Blk	Stl	Pts	Avg						
GEORGE MASON	11/12/17		4	0	0	.000	0	0	.000	2	21.000	1	0	1	1.0	1	0	0	0	0	0	2	2.0							
OMAHA	11/17/17	*	19	3	7	.429	1	3	.333	1	11.000	0	4	4	2.5	2	0	2	2	3	0	8	5.0							
SOU ILLINOIS	11/21/17		14	1	3	.333	0	2	.000	0	0	.000	0	3	3	2.7	0	0	0	0	1	0	2	4.0						
ST. FRANCIS	11/24/17	DNP																												
at Purdue	11/28/17		10	0	4	.000	0	3	.000	0	0	.000	1	1	2	2.5	2	0	0	0	0	0	3	3.0						
SETON HALL	12/3/17		12	1	3	.333	1	3	.333	0	0	.000	0	3	3	2.6	1	0	0	0	0	3	3.0							
SIENA	12/6/17		11	2	4	.500	1	11.000	0	0	.000	1	3	4	2.8	1	0	0	1	1	1	5	3.3							
INDIANA	12/9/17		12	3	4	.750	3	4	.750	0	0	.000	0	4	4	3.0	1	0	0	0	0	9	4.1							
BRYANT	12/11/17		19	2	4	.500	0	1	.000	0	0	.000	4	2	6	3.4	1	0	0	1	0	1	4	4.1						

5 Malik Williams Statistics

Year	GP	GS	Min	Avg	FG	FGA	Pct	3FG	3FGA	Pct	FT	FTA	Pct	OReb	DReb	Reb	Avg	PF	FO	Ast	TO	Blk	Stl	Pts	Avg
2017-18	8	1	101	12.6	12	29	.414	6	17	.353	3	3	1.000	7	20	27	3.4	9	0	2	4	5	2	33	4.1
TOTAL	8	1	101	12.6	12	29	.414	6	17	.353	3	3	1.000	7	20	27	3.4	9	0	2	4	5	2	33	4.1

13 Ray Spalding

F 6-10 225 Jr. - 2L Louisville, Ky. (Trinity HS)

■ Starter at power forward is UofL's leader in rebounding (9.7, fourth in the ACC and 33rd nationally) and steals (1.89, sixth in the ACC).

■ Recorded his second consecutive double-double with 10 points and a career-high 14 rebounds against Indiana. Also tied a career-high with five blocks in the game in his third double-double of the year and fifth of his career.

■ Produced career-highs of 19 points, 13 rebounds and five blocked shots vs. St. Francis.

■ Leads the ACC in offensive rebounds (3.67 per game, 16th in the nation) and is sixth in the ACC in blocked shots (2.22).

■ Added 10+ pounds of muscle to his frame from a year ago.

■ Two-time 2017 All-ACC Academic team selection.

■ His 7-6 wingspan aids him in leading the team in deflections in nearly every practice.

■ Started five games at power forward as a sophomore and was one of three Cardinals to play in all 34 games.

■ Two-time first team all-state selection who led Trinity to a 24-6 record as a senior and a 118-21 record in his 4 years.

■ His uncle Manuel Forrest played for Louisville (1981-82, 1983-85), who averaged 12.8 points and 5.0 rebounds his senior year with the Cardinals.

■ Born March 11, 1997 ... Major is communication.



13 Ray Spalding

Games With ...	Season	Career
Double-Figure scoring.....	5	17
6 or more rebounds	9	32
4 or more assists	0	0
A blocked shot	6	36
A steal	7	42
A three-pointer.....	3	4
20+ points.....	0	0

13 Ray Spalding Season Highs

Points..... 19 vs. Omaha (11/17)
vs. St. Francis (11/24)
Reb. 14 vs. Indiana (12/9)
Asst. 3 vs. Bryant (12/11)
Blocks 5 vs. St. Francis (11/24)
vs. Indiana (12/9)
Steals 4 vs. Siena (12/6)
FGM 9 vs. Omaha (11/17)
FGA 18 vs. Omaha (11/17)
3FGM 1 (3 times) *latest*: vs. Indiana (12/9)
3FGA 2 vs. Indiana (12/9)
FT 4 vs. Siena (12/6)
FTA 5 vs. Siena (12/6)

13 Ray Spalding Career Highs

Points..... 19 vs. Omaha (11/17/17)
vs. St. Francis (11/24/17)
Reb. 14 vs. Indiana (12/9/17)
Asst. 3 (4 times) *latest*: vs. Bryant (12/11/17)
Blocks 5 vs. St. Francis (11/24/17)
vs. Indiana (12/9/17)
Steals 4 vs. North Florida (11/21/15)
vs. Siena (12/6/17)
FGM 9 vs. Omaha (11/17/17)
FGA 18 vs. Omaha (11/17/17)
3FGM 1 (4 times) *latest*: vs. Indiana (12/9/17)
3FGA 2 vs. Purdue (11/28/17)
vs. Indiana (12/9/17)
FT 5 vs. Duke (1/14/17)
FTA 7 vs. Duke (1/14/17)

13 Ray Spalding Game-by-Game

Opponent	Date	GS	Min	FG	FGA	Pct	3-Point		FT	FTA	Pct	Rebounds				Avg	PF	FO	A	TO	Blk	Stl	Pts	Avg
							FG	FGA				Off	Def	Tot										
GEORGE MASON	11/12/17	*	29	1	6	.167	0	1	.000	0	0	.000	3	4	7	7.0	5	1	1	3	1	3	2	2.0
OMAHA	11/17/17	*	27	9	18	.500	1	11	.000	0	0	.000	6	5	11	9.0	2	0	2	2	3	2	19	10.5
SOU ILLINOIS	11/21/17	*	16	3	7	.429	0	1	.000	2	21	.000	3	3	6	8.0	3	0	1	1	0	0	8	9.7
ST. FRANCIS	11/24/17	*	26	8	10	.800	0	0	.000	3	4	.750	6	7	13	9.3	2	0	1	3	5	1	19	12.0
at Purdue	11/28/17	*	30	3	10	.300	1	2	.500	1	2	.500	2	7	9	9.2	4	0	0	2	0	3	8	11.2
SETON HALL	12/3/17	*	17	1	5	.200	0	1	.000	0	0	.000	2	6	8	9.0	3	0	1	4	0	1	2	9.7
SIENA	12/6/17	*	23	3	6	.500	0	0	.000	4	5	.800	2	8	10	9.1	4	0	2	1	4	4	10	9.7
INDIANA	12/9/17	*	30	4	8	.500	1	2	.500	1	2	.500	6	8	14	9.8	3	0	2	0	5	0	10	9.8
BRYANT	12/11/17	*	24	4	8	.500	0	1	.000	3	4	.750	3	6	9	9.7	2	0	3	0	2	3	11	9.9

13 Ray Spalding Statistics

Year	GP	GS	Min	Avg	FG	FGA	Pct	3FG	3FGA	Pct	FT	FTA	Pct	OReb	DReb	Reb	Avg	PF	FO	Ast	TO	Blk	Stl	Pts	Avg
2015-16	30	6	525	17.5	70	125	.560	1	3	.333	28	56	.500	50	80	130	4.3	66	0	16	27	20	28	169	5.6
2016-17	34	8	653	19.2	79	134	.590	0	3	.000	42	77	.545	65	123	188	5.5	88	3	27	43	29	22	200	5.9
2017-18	9	9	222	24.7	36	78	.462	3	9	.333	14	19	.737	33	54	87	9.7	28	1	13	16	20	17	89	9.9
TOTAL	73	23	1400	19.2	185	337	.549	4	15	.267	84	152	.553	148	257	405	5.5	182	4	56	86	69	67	458	6.3

14 Anas Mahmoud

F/C 7-0 230 Sr. - 3L Cairo, Egypt (West Oaks Academy / Orlando, Fla.)

■ Ranks sixth in the nation and leads the ACC in blocked shots, averaging 3.67 blocks a game. His nine blocks against Siena were a career-high.

■ Was one block away from a triple-double against Siena, tying a career-high with 17 points and adding a career-high 13 rebounds and nine blocks. Also tied a career-high with 17 points against Bryant.

■ Has blocked a shot in 62 career games and in eight games this season, including nine against Siena. He is 10th in career blocks at UofL with 147.

■ Tri-captain was a 2017 All-ACC Academic Men's Basketball team selection.

■ Last season was second in the ACC and 38th in the nation in blocked shots (2.10 bpg).

■ Blocked a shot in 29 of his 31 games as a junior. He blocked six shots in a game twice in 2016-17 (vs. Wichita State, Notre Dame).

■ Came to the United States in September 2013 for his senior year at West Oaks. He began playing basketball on club teams in Egypt when he was 12 and played later with Egyptian national teams.

■ Speaks four languages: English, Arabic, French and German.

■ Born May 5, 1995 ... Major is sport administration.



14 Anas Mahmoud

Games With ...	Season	Career
Double-Figure scoring.....	6	13
6 or more rebounds	7	17
4 or more assists	0	0
A blocked shot	8	62
A steal	7	33
A three-pointer	0	0
20+ points	0	0

14 Anas Mahmoud Season Highs

Points..... 17 vs. Siena (12/6)
vs. Bryant (12/11)
Reb. 13 vs. Siena (12/6)
Asst..... 2 vs. Southern Illinois (11/21)
vs. St. Francis (11/24)
Blocks 9 vs. Siena (12/6)
Steals 2 vs. St. Francis (11/24)
FGM 8 vs. Siena (12/6)
vs. Bryant (12/11)
FGA 12 vs. Siena (12/6)
3FGM none
3FGA none
FT 3 vs. Purdue (11/28)
FTA 7 vs. George Mason (11/12)

14 Anas Mahmoud Career Highs

Points..... 17 (3 times) *latest:* vs. Bryant (12/11/17)
Reb. 13 vs. Siena (12/6/17)
Asst..... 3 vs. Wake Forest (1/4/15)
vs. Virginia Tech (2/18/17)
Blocks 9 vs. Siena (12/6/17)
Steals 4 vs. Syracuse (2/26/17)
FGM 8 vs. Siena (12/6/17)
vs. Bryant (12/11/17)
FGA 12 vs. Siena (12/6/17)
3FGM none
3FGA none
FT 5 vs. Duke (1/14/17)
FTA 7 vs. Duke (1/14/17)
vs. George Mason (11/12/17)

14 Anas Mahmoud Game-by-Game

Opponent	Date	GS	Min	FG	FGA	Pct	3-Point			Pct	Rebounds				Avg	PF	FO	A	TO	Blk	Stl	Pts	Avg
							FG	FGA	Pct	FT	FTA	Off	Def	Tot									
GEORGE MASON	11/12/17	*	28	2	4	.500	0	0	.000	2	7	2	7	9	9.0	0	0	1	1	2	1	6	6.0
OMAHA	11/17/17		22	5	9	.556	0	0	.000	0	0	2	6	8	8.5	2	0	1	2	8	0	10	8.0
SOU ILLINOIS	11/21/17	*	23	1	3	.333	0	0	.000	0	0	2	3	5	7.3	0	0	2	1	3	1	2	6.0
ST. FRANCIS	11/24/17	*	36	6	10	.600	0	0	.000	0	0	4	5	9	7.8	1	0	2	0	2	2	12	7.5
at Purdue	11/28/17	*	26	4	8	.500	0	0	.000	3	4	4	4	8	7.8	4	0	1	1	1	1	11	8.2
SETON HALL	12/3/17	*	20	0	0	.000	0	0	.000	0	0	1	0	1	6.7	2	0	0	1	5	2	0	6.8
SIENA	12/6/17	*	26	8	12	.667	0	0	.000	1	11	4	9	13	7.6	2	0	1	4	9	1	17	8.3
INDIANA	12/9/17	*	20	4	7	.571	0	0	.000	2	21	2	5	7	7.5	5	1	0	2	0	1	10	8.5
BRYANT	12/11/17	*	18	8	10	.800	0	0	.000	1	2	5	4	9	7.7	0	0	1	0	3	0	17	9.4

14 Anas Mahmoud Statistics

Year	GP	GS	Min	Avg	FG	FGA	Pct	3FG	3FGA	Pct	FT	FTA	Pct	OReb	DReb	Reb	Avg	PF	FO	Ast	TO	Blk	Stl	Pts	Avg
2014-15	30	2	236	7.9	13	25	.520	0	0	.000	9	12	.750	17	24	41	1.4	30	0	11	14	20	4	35	1.2
2015-16	22	2	288	13.1	29	62	.468	0	0	.000	13	33	.394	25	40	65	3.0	36	2	12	17	29	11	71	3.2
2016-17	31	15	580	18.7	76	122	.623	0	0	.000	24	52	.462	48	76	124	4.0	82	3	26	35	65	27	176	5.7
2017-18	9	8	219	24.3	38	63	.603	0	0	.000	9	16	.563	26	43	69	7.7	16	1	9	12	33	9	85	9.4
TOTAL	92	27	1323	14.4	156	272	.574	0	0	.000	55	113	.487	116	183	299	3.3	164	6	58	78	147	51	367	4.0

22 Deng Adel

G/F 6-7 200 Jr. - 2L Melbourne, Australia (Victory Rock Prep / Bradenton, Fla.)

- Scoring leader (16.1 ppg, tied for 13th in the ACC) has five 20-point scoring efforts in his last 14 games stretching back to the end of last season, including three games this season.
- Has scored double-figures in 11 of the last 12 games, dating back to last season. He has been the Cardinals' scoring leader on five occasions this year.
- Top scoring efforts for the season were 21 vs. Omaha (7-of-8 FG) and 20 vs. George Mason and Seton Hall.
- A preseason All-ACC selection (second team), he is on the preseason watch lists for three player of the year awards (USBWA Oscar Robertson Trophy, Citizen Naismith Trophy and John Wooden Award).
- Two-time All-ACC Academic team selection.
- Primary starter at small forward for the Cardinals as a sophomore, scoring in double digits in 22 games.
- Has a 7-0 wingspan.
- Was born in Sudan, Africa and moved to Australia as a child, following a similar path as teammate Mangok Mathiang.
- Born Aug. 7, 1996 ... Major is communication.



22 Deng Adel		
Games With ...	Season	Career
Double-Figure scoring.....	8	33
6 or more rebounds	2	14
4 or more assists	4	9
A blocked shot	4	14
A steal	5	24
A three-pointer	6	34
20+ points	3	5

22 Deng Adel Season Highs

Points..... 21 vs. Omaha (11/17)
Reb. 8 vs. Omaha (11/17)
Asst..... 5 vs. Siena (12/6)
Blocks 2 vs. George Mason (11/12)
 vs. Seton Hall (12/3)
Steals..... 4 vs. Southern Illinois (11/21)
FGM 9 vs. George Mason (11/12)
FGA 17 vs. George Mason (11/12)
3FGM 4 vs. Indiana (12/9)
3FGA 8 vs. Indiana (12/9)
FT..... 7 vs. Omaha (11/17)
FTA..... 8 vs. Omaha (11/17)

22 Deng Adel Career Highs

Points..... 22 vs. Wake Forest (3/1/17)
Reb. 12 vs. Southern Illinois (12/7/16)
Asst..... 5 vs. William & Mary (11/14/16)
 vs. Siena (12/6/17)
Blocks 3 vs. Texas Southern (12/10/16)
Steals..... 4 vs. William & Mary (11/14/16)
 vs. Southern Illinois (11/21/17)
FGM 9 vs. Wake Forest (3/1/17)
 vs. George Mason (11/12/17)
FGA 17 vs. George Mason (11/12/17)
3FGM 4 vs. Miami (2/11/17)
 vs. Indiana (12/9/17)
3FGA 10 vs. Miami (2/11/17)
FT..... 7 (3 times) *latest:* vs. Omaha (11/17/17)
FTA..... 9 vs. Syracuse (2/26/17)

22 Deng Adel Game-by-Game

Opponent	Date	GS	Min	FG	FGA	Pct	FG	FGA	Pct	FT	FTA	Pct	Off	Def	Tot	Avg	PF	FO	A	TO	Blk	Stl	Pts	Avg
GEORGE MASON	11/12/17	*	39	9	17	.529	1	5	.200	1	2	.500	0	4	4	4.0	3	0	3	3	2	0	20	20.0
OMAHA	11/17/17	*	34	7	8	.875	0	1	.000	7	8	.875	0	8	8	6.0	2	0	4	2	1	1	21	20.5
SOU ILLINOIS	11/21/17	*	27	5	11	.455	0	3	.000	6	7	.857	2	5	7	6.3	2	0	1	3	1	4	16	19.0
ST. FRANCIS	11/24/17	*	34	4	10	.400	2	6	.333	3	5	.600	0	3	3	5.5	0	0	4	0	0	0	13	17.5
at Purdue	11/28/17	*	38	5	15	.333	1	11	.000	2	21	.000	1	3	4	5.2	1	0	2	4	0	2	13	16.6
SETON HALL	12/3/17	*	36	7	12	.583	0	2	.000	6	61	.000	1	4	5	5.2	0	0	2	4	2	1	20	17.2
SIENA	12/6/17	*	25	4	9	.444	0	2	.000	1	3	.333	2	0	2	4.7	2	0	5	1	0	0	9	16.0
INDIANA	12/9/17	*	33	6	15	.400	4	8	.500	0	0	.000	0	1	1	4.3	0	0	1	3	0	1	16	16.0
BRYANT	12/11/17	*	22	6	10	.600	2	4	.500	3	31	.000	0	0	0	3.8	0	0	4	1	0	0	17	16.1

22 Deng Adel Statistics

Year	GP	GS	Min	Avg	FG	FGA	Pct	3FG	3FGA	Pct	FT	FTA	Pct	OReb	DReb	Reb	Avg	PF	FO	Ast	TO	Blk	Stl	Pts	Avg
2015-16	22	8	267	12.1	31	68	.456	7	20	.350	20	27	.741	10	36	46	2.1	23	0	14	26	1	6	89	4.0
2016-17	33	30	992	30.1	141	334	.422	44	127	.346	74	96	.771	23	124	147	4.5	61	1	70	45	12	20	400	12.1
2017-18	9	9	288	32.0	53	107	.495	10	32	.313	29	36	.806	6	28	34	3.8	10	0	26	21	6	9	145	16.1
TOTAL	64	47	1547	24.2	225	509	.442	61	179	.341	123	159	.774	39	188	227	3.5	94	1	110	92	19	35	634	9.9

24 Dwayne Sutton

G/F 6-5 200 So. - Tr. Louisville, Ky. (Manual HS / UNC Asheville)

■ Good energy off the bench, ranks fourth on the team in rebounding (3.9) despite averaging 13.4 minutes a game.

■ Scored a season-high nine points against Seton Hall.

■ Redshirted the 2016-17 season as a walk-on after transferring to Louisville following his freshman year at UNC Asheville. He has earned a scholarship for this season.

■ Was UNC Asheville's second-leading scorer and top rebounder in 2015-16, averaging 12.0 points and 7.7 rebounds as a freshman.

■ Earned Big South Tournament MVP when he produced season highs of 25 points and 18 rebounds against Winthrop in the championship game of the Big South Tournament.

■ Scored in double digits on 21 occasions and grabbed eight or more rebounds in 16 games and had three or more steals in six games.

■ The Seventh Region Player of the Year and first team all-state selection in 2014-15, Sutton led Manual High School to a 25-6 record and their first regional final appearance in 15 years.

■ Born Feb. 26, 1997 ... Major is sport administration.



24 Dwayne Sutton

Games With ...	Season	Career
Double-Figure scoring.....	0	0
5 or more rebounds	3	3
4 or more assists	0	0
A blocked shot	1	1
A steal	4	4
A three-pointer.....	4	4
20+ points.....	0	0

24 Dwayne Sutton Season Highs

Points..... 9 vs. Seton Hall (12/3)

Reb. 10 vs. Omaha (11/17)

Asst..... 1 (3 times) *latest:* vs. Seton Hall (12/3)

Blocks 2 vs. Southern Illinois (11/21)

Steals..... 2 vs. Southern Illinois (11/21)

vs. Siena (12/6)

FGM 3 (4 times) *latest:* vs. Bryant (12/11)

FGA 6 vs. Seton Hall (12/3)

3FGM 2 (3 times) *latest:* vs. Bryant (12/11)

3FGA 3 (3 times) *latest:* vs. Bryant (12/11)

FT 3 vs. Omaha (11/17)

FTA..... 4 vs. Omaha (11/17)

24 Dwayne Sutton Game-by-Game

Opponent	Date	GS	Min	FG	FGA	Pct	FG	FGA	Pct	FT	FTA	Pct	Off	Def	Tot	Avg	PF	FO	A	TO	Blk	Stl	Pts	Avg
GEORGE MASON	11/12/17	6	0	1	.000	0	1	.000	0	0	.000	0	0	0	0	0.0	2	0	0	0	0	0	0	0.0
OMAHA	11/17/17	18	0	1	.000	0	1	.000	3	4	.750	3	7	10	5.0	1	0	0	1	0	0	3	1.5	
SOU ILLINOIS	11/21/17	16	3	4	.750	2	3	.667	0	0	.000	1	5	6	5.3	2	0	1	0	2	2	8	3.7	
ST. FRANCIS	11/24/17	14	3	4	.750	1	2	.500	0	0	.000	2	0	2	4.5	4	0	1	0	0	0	7	4.5	
at Purdue	11/28/17	5	1	1	1.000	0	0	.000	0	0	.000	0	1	1	3.8	3	0	0	0	0	0	2	4.0	
SETON HALL	12/3/17	20	3	6	.500	2	3	.667	1	2	.500	2	1	3	3.7	4	0	1	0	0	0	9	4.8	
SIENA	12/6/17	15	0	3	.000	0	2	.000	0	0	.000	3	3	6	4.0	2	0	0	1	0	2	0	4.1	
INDIANA	12/9/17	14	1	4	.250	0	2	.000	0	0	.000	0	3	3	3.9	1	0	0	2	0	1	2	3.9	
BRYANT	12/11/17	13	3	5	.600	2	3	.667	0	0	.000	1	3	4	3.9	1	0	0	1	0	1	8	4.3	

24 Dwayne Sutton Statistics

Year	GP	GS	Min	Avg	FG	FGA	Pct	3FG	3FGA	Pct	FT	FTA	Pct	OReb	DReb	Reb	Avg	PF	FO	Ast	TO	Blk	Stl	Pts	Avg
2017-18	9	0	121	13.4	14	29	.483	7	17	.412	4	6	.667	12	23	35	3.9	20	0	3	5	2	6	39	4.3
TOTAL	9	0	121	13.4	14	29	.483	7	17	.412	4	6	.667	12	23	35	3.9	20	0	3	5	2	6	39	4.3

30 Ryan McMahon

G 6-0 175 So. - 1L Sarasota, Fla. (Cardinal Mooney HS)

■ After nearly two months out with a broken rib, he saw his first action of the season against Indiana, scoring four points while dishing out three assists and collecting a career-high two steals in 11 minutes played.

■ Suffered a broken rib on his left side in a collision during UofL's first intrasquad scrimmage on Oct. 13 and had two full practices with the team before playing vs. Indiana. He had participated in non-contact drills for two weeks prior to that.

■ 19 of his 20 field goals as a freshman were three-pointers.

■ Redshirted during the 2015-16 season.

■ Averaged 26.4 points, 3.3 assists, 3.0 rebounds and 2.5 steals as a senior in 2014-15 in leading Cardinal Mooney to a 26-4 record and the state final four for the first time in school history. He made 51 percent of his three-pointers (127 of 249) and 83 percent at the free throw line.

■ Honored as the 2015 Florida Class 3A Player of the Year, he was third in the 2015 voting for Florida Mr. Basketball.

■ His father Dave played basketball at Valparaiso, his mother Kim played volleyball and his sister played volleyball at Jacksonville.

■ Born Sept. 22, 1996 ...Major is finance.



30 Ryan McMahon

Games With ...	Season	Career
Double-Figure scoring.....	0	1
6 or more rebounds	0	0
4 or more assists	0	2
A blocked shot	0	2
A steal	2	7
A three-pointer	1	11
20+ points	0	0

30 Ryan McMahon Season Highs

Points.....	4 vs. Indiana (12/9)
Reb.	1 vs. Indiana (12/9)
Asst.....	3 vs. Indiana (12/9)
Blocks	none
Steals.....	2 vs. Indiana (12/9)
	vs. Bryant (12/11)
FGM	1 vs. Indiana (12/9)
	vs. Bryant (12/11)
FGA	4 vs. Indiana (12/9)
3FGM	1 vs. Indiana (12/9)
3FGA	4 vs. Indiana (12/9)
FT	1 vs. Indiana (12/9)
FTA	2 vs. Indiana (12/9)

30 Ryan McMahon Career Highs

Points.....	15 vs. Pittsburgh (1/24/17)
Reb.	3 vs. Long Beach St. (11/17/16)
Asst.....	5 vs. Long Beach St. (11/17/16)
	vs. Pittsburgh (1/24/17)
Blocks	1 vs. Long Beach St. (11/17/16)
	vs. Eastern Kentucky (12/17/16)
Steals.....	2 vs. Virginia (2/6/17)
	vs. Indiana (12/9/17)
FGM	5 vs. Pittsburgh (1/24/17)
FGA	8 vs. Pittsburgh (1/24/17)
3FGM	5 vs. Pittsburgh (1/24/17)
3FGA	7 vs. Pittsburgh (1/24/17)
FT	2 (6 times) <i>latest</i> : vs. Syracuse (2/13/17)
FTA	3 vs. Notre Dame (1/4/17)
	vs. Syracuse (2/13/17)

30 Ryan McMahon Game-by-Game

Opponent	Date	GS	Min	FG	FGA	Pct	3-Point			Pct	Rebounds			Avg	PF	FO	A	TO	Blk	Stl	Pts	Avg
							FG	FGA	Pct	FT	FTA	Pct	Off	Def	Tot							
GEORGE MASON	11/12/17			DNP																		
OMAHA	11/17/17			DNP																		
SOU ILLINOIS	11/21/17			DNP																		
ST. FRANCIS	11/24/17			DNP																		
at Purdue	11/28/17			DNP																		
SETON HALL	12/3/17			DNP																		
SIENA	12/6/17			DNP																		
INDIANA	12/9/17	11	1	4	.250	1	4	.250	1	2	.500	0	1	1	1.0	2	0	3	1	0	2	4.0
BRYANT	12/11/17	10	1	3	.333	0	2	.000	0	0	.000	0	0	0	0.5	2	0	2	0	0	2	3.0

30 Ryan McMahon Statistics

Year	GP	GS	Min	Avg	FG	FGA	Pct	3FG	3FGA	Pct	FT	FTA	Pct	OReb	DReb	Reb	Avg	PF	FO	Ast	TO	Blk	Stl	Pts	Avg
2016-17	28	0	176	6.3	20	60	.333	19	52	.365	12	14	.857	2	12	14	0.5	30	0	17	10	2	6	71	2.5
2017-18	2	0	21	10.5	2	7	.286	1	6	.167	1	2	.500	0	1	1	0.5	4	0	5	1	0	4	6	3.0
TOTAL	30	0	197	6.6	22	67	.328	20	58	.345	13	16	.813	2	13	15	0.5	34	0	22	11	2	10	77	2.6

33 Jordan Nwora

F 6-7 215 Fr. - HS Buffalo, N.Y. (Vermont Academy / Saxtons River, Vt.)

- Last name pronounced WOR-uh (silent N).
- Third on the team in field goal percentage (.500; also 10-of-22 three-pointers, .455), he has scored in double digits in five of nine games.
- Totaled 18 points and eight rebounds in 20 minutes off the bench against Southern Illinois.

■ Scored 10 points and grabbed three rebounds in 14 minutes against George Mason in his collegiate debut, connecting on 3-of-3 three-pointers.

■ In his final prep season at Vermont Academy in Saxtons River, Vt., he averaged 18.7 points and 5.3 rebounds while scoring over 500 points in the 2016-17 season as Vermont finished 19-11. Honored as a Class AA All New England Preparatory School Athletic Council (NEPSAC) selection.

■ His father Alex Nwora has been the head men's basketball coach at Erie Community College in Buffalo, N.Y. since 1999. He played basketball at Daemen College, where he is the career rebounding leader with 1,104 rebounds ranks sixth in career scoring with 1,514 points (1989-93).

- Born Sept. 9, 1998 ... Major is exercise science.



33 Jordan Nwora

Games With ...	Season	Career
Double-Figure scoring.....	5	5
5 or more rebounds	1	1
4 or more assists	0	0
A blocked shot	2	2
A steal	6	6
A three-pointer.....	5	5
20+ points.....	0	0

33 Jordan Nwora Season/Career Highs

Points..... 18 vs. Southern Illinois (11/21)
 Reb. 8 vs. Southern Illinois (11/21)
 Asst..... 1 vs. Southern Illinois (11/21)
 vs. Bryant (12/11)
 Blocks 1 vs. Siena (12/6)
 vs. Bryant (12/11)
 Steals 1 (6 times) *latest*: vs. Bryant (12/11)
 FGM 7 vs. Southern Illinois (11/21)
 FGA 10 vs. Southern Illinois (11/21)
 3FGM 3 vs. George Mason (11/12)
 3FGA 5 vs. Siena (12/6)
 FT 5 vs. Seton Hall (12/3)
 FTA 8 vs. Seton Hall (12/3)

33 Jordan Nwora Game-by-Game

Opponent	Date	GS	Min	FG	FGA	Pct	3-Point			Pct	Rebounds			Avg	PF	FO	A	TO	Blk	Stl	Pts	Avg
							FG	FGA	Pct	FT	FTA	Pct	Off	Def	Tot							
GEORGE MASON	11/12/17	14	3	3	1.000	3	3	1.000	1	2	.500	0	3	3	3.0	3	0	0	1	0	11	10.0
OMAHA	11/17/17	8	1	4	.250	0	1	.000	0	0	.000	2	1	3	3.0	1	0	0	1	0	2	6.0
SOU ILLINOIS	11/21/17	20	7	10	.700	1	4	.250	3	31	.000	2	6	8	4.7	2	0	1	1	0	18	10.0
ST. FRANCIS	11/24/17	14	3	6	.500	2	3	.667	2	21	.000	0	0	0	3.5	1	0	0	1	0	11	10.0
at Purdue	11/28/17	13	1	5	.200	1	2	.500	0	0	.000	0	4	4	3.6	1	0	0	1	0	3	8.6
SETON HALL	12/3/17	21	2	3	.667	1	2	.500	5	8	.625	1	1	2	3.3	2	0	0	2	0	11	8.8
SIENA	12/6/17	23	4	8	.500	2	5	.400	1	2	.500	1	3	4	3.4	1	0	0	1	1	11	9.1
INDIANA	12/9/17	3	0	0	.000	0	0	.000	0	0	.000	0	0	0	3.0	0	0	0	1	0	0	8.0
BRYANT	12/11/17	15	1	5	.200	0	2	.000	0	0	.000	0	2	2	2.9	2	0	1	1	1	2	7.3

33 Jordan Nwora Statistics

Year	GP	GS	Min	Avg	FG	FGA	Pct	3FG	3FGA	Pct	FT	FTA	Pct	OReb	DReb	Reb	Avg	PF	FO	Ast	TO	Blk	Stl	Pts	Avg
2017-18	9	0	131	14.6	22	44	.500	10	22	.455	12	17	.706	6	20	26	2.9	13	0	2	10	2	6	66	7.3
TOTAL	9	0	131	14.6	22	44	.500	10	22	.455	12	17	.706	6	20	26	2.9	13	0	2	10	2	6	66	7.3



2017-18 Louisville Men's Basketball
Louisville Combined Team Statistics (as of Dec 11, 2017)
All games



RECORD:	OVERALL	HOME	AWAY	NEUTRAL
ALL GAMES	7-2	7-1	0-1	0-0
CONFERENCE	0-0	0-0	0-0	0-0
NON-CONFERENCE	7-2	7-1	0-1	0-0

#	Player	gp-gs	min	avg	Total		3-Point		F-Throw		Rebounds				pf	dq	a	to	blk	stl	pts	avg
					fg-fga	fg%	3fg-fga	3fg%	ft-fa	ft%	off	def	tot	avg								
22	ADEL, Deng	9-9	288	32.0	53-107	.495	10-32	.313	29-36	.806	6	28	34	3.8	10	0	26	21	6	9	145	16.1
04	SNIDER, Quentin	9-9	289	32.1	33-85	.388	13-44	.295	18-21	.857	5	27	32	3.6	9	0	33	12	0	4	97	10.8
13	SPALDING, Ray	9-9	222	24.7	36-78	.462	3-9	.333	14-19	.737	33	54	87	9.7	28	1	13	16	20	17	89	9.9
14	MAHMOUD, Anas	9-8	219	24.3	38-63	.603	0-0	.000	9-16	.563	26	43	69	7.7	16	1	9	12	33	9	85	9.4
00	KING, V.J.	9-9	218	24.2	28-74	.378	9-21	.429	14-20	.700	7	28	35	3.9	15	1	5	17	1	5	79	8.8
33	NWORA, Jordan	9-0	131	14.6	22-44	.500	10-22	.455	12-17	.706	6	20	26	2.9	13	0	2	10	2	6	66	7.3
02	PERRY, Darius	9-0	144	16.0	13-35	.371	5-23	.217	20-20	1.000	1	9	10	1.1	17	0	22	11	1	6	51	5.7
12	REDDING, Jacob	3-0	9	3.0	4-4	1.000	3-3	1.000	2-2	1.000	0	0	0	0.0	0	0	0	0	0	0	13	4.3
24	SUTTON, Dwayne	9-0	121	13.4	14-29	.483	7-17	.412	4-6	.667	12	23	35	3.9	20	0	3	5	2	6	39	4.3
05	WILLIAMS, Malik	8-1	101	12.6	12-29	.414	6-17	.353	3-3	1.000	7	20	27	3.4	9	0	2	4	5	2	33	4.1
01	THOMAS, Lance	5-0	26	5.2	6-9	.667	1-4	.250	4-6	.667	2	9	11	2.2	2	0	0	0	1	1	17	3.4
30	McMAHON, Ryan	2-0	21	10.5	2-7	.286	1-6	.167	1-2	.500	0	1	1	0.5	4	0	5	1	0	4	6	3.0
03	GRIFFIN, Jo	2-0	11	5.5	0-1	.000	0-1	.000	0-0	.000	0	0	0	0.0	1	0	1	1	0	0	0	0.0
Team											3	4	7					2				
Total.....		9	1800		261-565	.462	68-199	.342	130-168	.774	108	266	374	41.6	144	3	121	112	71	69	720	80.0
Opponents.....		9	1800		204-556	.367	58-198	.293	113-167	.677	114	212	326	36.2	154	-	83	132	20	55	579	64.3

TEAM STATISTICS	LOU	OPP	Date	Opponent	Score	Att.
SCORING	720	579	11/12/17	GEORGE MASON	w 72-61	18304
Points per game	80.0	64.3	11/17/17	OMAHA	w 87-78	18112
Scoring margin	+15.7	-	11/21/17	SOUTHERN ILLINOIS	w 84-42	18046
FIELD GOALS-ATT	261-565	204-556	11/24/17	ST. FRANCIS	w 84-72	17524
Field goal pct	.462	.367	4 11/28/17	at Purdue	L 57-66	14804
3 POINT FG-ATT	68-199	58-198	12/3/17	SETON HALL	L 77-79	19244
3-point FG pct	.342	.293	12/6/17	SIENA	w 86-60	17215
3-pt FG made per game	7.6	6.4	12/9/17	INDIANA	w 71-62	20030
FREE THROWS-ATT	130-168	113-167	12/11/17	BRYANT	w 102-59	16236
Free throw pct	.774	.677				
F-Throws made per game	14.4	12.6				
REBOUNDS	374	326				
Rebounds per game	41.6	36.2				
Rebounding margin	+5.3	-				
ASSISTS	121	83				
Assists per game	13.4	9.2				
TURNOVERS	112	132				
Turnovers per game	12.4	14.7				
Turnover margin	+2.2	-				
Assist/turnover ratio	1.1	0.6				
STEALS	69	55				
Steals per game	7.7	6.1				
BLOCKS	71	20				
Blocks per game	7.9	2.2				
ATTENDANCE	144711	14804				
Home games-Avg/Game	8-18089	1-14804				
Neutral site-Avg/Game	-	0-0				

* - Conference game

Score by Periods	1st	2nd	Totals
Louisville	323	397	720
Opponents	273	306	579

2017-18 Louisville Men's Basketball Game-by-Game Team Statistics

Teams	FG-FGA	Pct	3Pt-Att	Pct	FT-FTA	Pct	O	D	Reb	PF-D	Asst	TO	Blk	Stl	1H	2H	OT	TOT
George Mason	20-52	.385	8-27	.296	13-21	.619	7	24	31	20-0	7	15	0	6	27	34		61
LOUISVILLE	22-48	.458	8-20	.400	20-29	.690	7	29	36	18-1	11	14	5	8	24	48		72
Omaha	31-86	.360	9-27	.333	7-10	.700	22	19	41	17-0	14	10	4	12	25	53		78
LOUISVILLE	32-69	.464	4-16	.250	19-22	.864	18	35	53	13-0	14	17	15	6	40	47		87
Southern Illinois	17-64	.266	3-21	.143	5-9	.556	11	29	40	16-0	11	16	4	4	18	24		42
LOUISVILLE	31-69	.449	8-26	.308	14-15	.933	10	39	49	9-0	17	8	9	8	29	55		84
St. Francis	25-55	.455	10-21	.476	12-17	.706	12	23	35	17-1	11	19	1	2	35	37		72
LOUISVILLE	31-64	.484	9-25	.360	13-17	.765	13	20	33	13-0	16	9	7	5	46	38		84
Purdue	19-57	.333	5-23	.217	23-32	.719	9	30	39	16-0	9	11	5	5	23	43		66
LOUISVILLE	20-63	.317	6-18	.333	11-14	.786	11	30	41	23-1	10	14	1	6	22	35		57
Seton Hall	31-68	.456	6-21	.286	11-19	.579	13	22	35	17-0	10	12	1	11	38	41		79
LOUISVILLE	28-57	.491	7-23	.304	14-19	.737	9	27	36	16-0	8	16	7	7	37	40		77
Siena	19-61	.311	8-16	.500	14-21	.667	18	21	39	16-1	6	21	1	8	36	24		60
LOUISVILLE	32-64	.500	7-19	.368	15-19	.789	13	30	43	19-0	11	16	15	11	39	47		86
Indiana	22-55	.400	5-23	.217	13-19	.684	12	25	37	17-0	9	15	4	5	36	26		62
LOUISVILLE	26-61	.426	9-26	.346	10-14	.714	12	25	37	16-1	13	12	5	8	35	36		71
Bryant	20-58	.345	4-19	.211	15-19	.789	10	19	29	18-1	6	13	0	2	35	24		59
LOUISVILLE	39-70	.557	10-26	.385	14-19	.737	15	31	46	17-0	21	6	7	10	51	51		102



2017-18 Louisville Men's Basketball Louisville Team Game-by-Game Comparison (as of Dec 11, 2017) All games



Opponent	1st	2nd	Score	Mar	Total FG	FG Pct	3-Pointers	3FG Pct	Free Throws	FT Pct	Rebounds	Assist	T/Over	Block	Steal	Fouls
GEORGE MASON	24/27	48/34	72-61	+11	22-48/20-52	.458/.385	8-20/8-27	.400/.296	20-29/13-21	.690/.619	36/31 +5	11/7	14/15	5/0	8/6	18/20
OMAHA	40/25	47/53	87-78	+9	32-69/31-86	.464/.360	4-16/9-27	.250/.333	19-22/7-10	.864/.700	53/41 +12	14/14	17/10	15/4	6/12	13/17
SOUTHERN ILLINOIS	29/18	55/24	84-42	+42	31-69/17-64	.449/.266	8-26/3-21	.308/.143	14-15/5-9	.933/.556	49/40 +9	17/11	8/16	9/4	8/4	9/16
ST. FRANCIS	46/35	38/37	84-72	+12	31-64/25-55	.484/.455	9-25/10-21	.360/.476	13-17/12-17	.765/.706	33/35 (2)	16/11	9/19	7/1	5/2	13/17
Purdue	22/23	35/43	57-66	(9)	20-63/19-57	.317/.333	6-18/5-23	.333/.217	11-14/23-32	.786/.719	41/39 +2	10/9	14/11	1/5	6/5	23/16
SETON HALL	37/38	40/41	77-79	(2)	28-57/31-68	.491/.456	7-23/6-21	.304/.286	14-19/11-19	.737/.579	36/35 +1	8/10	16/12	7/1	7/11	16/17
SIENA	39/36	47/24	86-60	+26	32-64/19-61	.500/.311	7-19/8-16	.368/.500	15-19/14-21	.789/.667	43/39 +4	11/6	16/21	15/1	11/8	19/16
INDIANA	35/36	36/26	71-62	+9	26-61/22-55	.426/.400	9-26/5-23	.346/.217	10-14/13-19	.714/.684	37/37 -	13/9	12/15	5/4	8/5	16/17
BRYANT	51/35	51/24	102-59	+43	39-70/20-58	.557/.345	10-26/4-19	.385/.211	14-19/15-19	.737/.789	46/29 +17	21/6	6/13	7/0	10/2	17/18

Note: Game totals are displayed in the format TEAM/OPPONENT for each category



2017-18 Louisville Men's Basketball Louisville Extended Season Box Score (as of Dec 11, 2017) All games



RECORD:	OVERALL	HOME	AWAY	NEUTRAL
ALL GAMES	7-2	7-1	0-1	0-0
CONFERENCE	0-0	0-0	0-0	0-0
NON-CONFERENCE	7-2	7-1	0-1	0-0

#	Player	gp-gs	min	avg	Total		3-Point		F-Throw		Rebounds																
					fg-fga	fg%	3fg-fga	3fg%	ft-fa	ft%	off	def	tot	avg	pf	dq	a	a/g	to	to/g	a/to	blk	blk/g	stl	stl/g	pts	avg
22	ADEL, Deng	9-9	288	32.0	53-107	.495	10-32	.313	29-36	.806	6	28	34	3.8	10	0	26	2.89	21	2.33	1.24	6	0.67	9	1.00	145	16.1
04	SNIDER, Quentin	9-9	289	32.1	33-85	.388	13-44	.295	18-21	.857	5	27	32	3.6	9	0	33	3.67	12	1.33	2.75	0	0.00	4	0.44	97	10.8
13	SPALDING, Ray	9-9	222	24.7	36-78	.462	3-9	.333	14-19	.737	33	54	87	9.7	28	1	13	1.44	16	1.78	0.81	20	2.22	17	1.89	89	9.9
14	MAHMOUD, Anas	9-8	219	24.3	38-63	.603	0-0	.000	9-16	.563	26	43	69	7.7	16	1	9	1.00	12	1.33	0.75	33	3.67	9	1.00	85	9.4
00	KING, V.J.	9-9	218	24.2	28-74	.378	9-21	.429	14-20	.700	7	28	35	3.9	15	1	5	0.56	17	1.89	0.29	1	0.11	5	0.56	79	8.8
33	NWORA, Jordan	9-0	131	14.6	22-44	.500	10-22	.455	12-17	.706	6	20	26	2.9	13	0	2	0.22	10	1.11	0.20	2	0.22	6	0.67	66	7.3
02	PERRY, Darius	9-0	144	16.0	13-35	.371	5-23	.217	20-20	1.000	1	9	10	1.1	17	0	22	2.44	11	1.22	2.00	1	0.11	6	0.67	51	5.7
12	REDDING, Jacob	3-0	9	3.0	4-4	1.000	3-3	1.000	2-2	1.000	0	0	0	0.0	0	0	0	0.00	0	0.00	0.00	0	0.00	0	0.00	13	4.3
24	SUTTON, Dwayne	9-0	121	13.4	14-29	.483	7-17	.412	4-6	.667	12	23	35	3.9	20	0	3	0.33	5	0.56	0.60	2	0.22	6	0.67	39	4.3
05	WILLIAMS, Malik	8-1	101	12.6	12-29	.414	6-17	.353	3-3	1.000	7	20	27	3.4	9	0	2	0.25	4	0.50	0.50	5	0.63	2	0.25	33	4.1
01	THOMAS, Lance	5-0	26	5.2	6-9	.667	1-4	.250	4-6	.667	2	9	11	2.2	2	0	0	0.00	0	0.00	0.00	1	0.20	1	0.20	17	3.4
30	McMAHON, Ryan	2-0	21	10.5	2-7	.286	1-6	.167	1-2	.500	0	1	1	0.5	4	0	5	2.50	1	0.50	5.00	0	0.00	4	2.00	6	3.0
03	GRIFFIN, Jo	2-0	11	5.5	0-1	.000	0-1	.000	0-0	.000	0	0	0	0.0	1	0	1	0.50	1	0.50	1.00	0	0.00	0	0.00	0	0.0
Total.....		9	1800		261-565	.462	68-199	.342	130-168	.774	108	266	374	41.6	144	3	121	13.44	112	12.44	1.08	71	7.89	69	7.67	720	80.0
Opponents.....		9	1800		204-556	.367	58-198	.293	113-167	.677	114	212	326	36.2	154	-	83	9.22	132	14.67	0.63	20	2.22	55	6.11	579	64.3



2017-18 Louisville Men's Basketball
Louisville Game-by-Game Highs (as of Dec 11, 2017)
All games



Opponent	Date	Score	Points	Rebounds	Assists	Steals	Blocked shots
GEORGE MASON	11/12/17	72-61	20-ADEL, Deng	9-MAHMOUD, Anas	3-SNIDER, Quentin PERRY, Darius ADEL, Deng	3-SPALDING, Ray	2-ADEL, Deng MAHMOUD, Anas
OMAHA	11/17/17	87-78	21-ADEL, Deng	11-SPALDING, Ray	4-ADEL, Deng SNIDER, Quentin	2-PERRY, Darius SPALDING, Ray	8-MAHMOUD, Anas
SOUTHERN ILLINOIS	11/21/17	84-42	18-NWORA, Jordan	8-KING, V.J. NWORA, Jordan	7-PERRY, Darius	4-ADEL, Deng	3-MAHMOUD, Anas
ST. FRANCIS	11/24/17	84-72	19-SPALDING, Ray	13-SPALDING, Ray	6-SNIDER, Quentin	2-MAHMOUD, Anas	5-SPALDING, Ray
at Purdue	11/28/17	57-66	17-KING, V.J.	9-SPALDING, Ray	6-SNIDER, Quentin	3-SPALDING, Ray	1-MAHMOUD, Anas
SETON HALL	12/3/17	77-79	20-ADEL, Deng	8-SPALDING, Ray	2-SNIDER, Quentin ADEL, Deng	2-MAHMOUD, Anas	5-MAHMOUD, Anas
SIENA	12/6/17	86-60	17-MAHMOUD, Anas	13-MAHMOUD, Anas	5-ADEL, Deng	4-SPALDING, Ray	9-MAHMOUD, Anas
INDIANA	12/9/17	71-62	16-ADEL, Deng	14-SPALDING, Ray	5-SNIDER, Quentin	3-KING, V.J.	5-SPALDING, Ray
BRYANT	12/11/17	102-59	17-MAHMOUD, Anas ADEL, Deng SNIDER, Quentin	9-MAHMOUD, Anas SPALDING, Ray	4-ADEL, Deng PERRY, Darius	3-SPALDING, Ray	3-MAHMOUD, Anas



2017-18 Louisville Men's Basketball
Louisville Points-Rebounds-Assists (as of Dec 11, 2017)
All games



Opponent	Date	Score	00 KING,VJ	01 THOMAS,LAN	02 PERRY,DARI	03 GRIFFIN,JO	04 SNIDER,QUE	05 WILLIAMS,M	12 REDDING,JA
GEORGE MASON	11/12/17	72-61 w	5-1-0	DNP	17-2-3	DNP	10-6-3	2-1-0	DNP
OMAHA	11/17/17	87-78 w	8-5-0	DNP	9-1-1	DNP	7-2-4	8-4-2	DNP
SOUTHERN ILLINOIS	11/21/17	84-42 w	4-8-1	5-3-0	10-1-7	DNP	5-2-3	2-3-0	6-0-0
ST. FRANCIS	11/24/17	84-72 w	10-2-0	0-1-0	2-1-2	DNP	11-2-6	DNP	DNP
at Purdue	11/28/17	57-66 L	17-6-0	0-0-0	0-1-1	DNP	3-5-6	0-2-0	DNP
SETON HALL	12/3/17	77-79 L	14-5-1	DNP	4-1-1	DNP	15-7-2	3-3-0	DNP
SIENA	12/6/17	86-60 w	7-2-0	2-0-0	7-0-1	0-0-0	16-2-2	5-4-0	2-0-0
INDIANA	12/9/17	71-62 w	7-2-0	DNP	0-2-2	DNP	13-2-5	9-4-0	DNP
BRYANT	12/11/17	102-59 w	7-4-3	10-7-0	2-1-4	0-0-1	17-4-2	4-6-0	5-0-0

Opponent	Date	Score	13 SPALDING,R	14 MAHMOUD,AN	22 ADEL,DENG	24 SUTTON,DWA	30 MCMAHON,RY	33 NWORA,JORD
GEORGE MASON	11/12/17	72-61 w	2-7-1	6-9-1	20-4-3	0-0-0	DNP	10-3-0
OMAHA	11/17/17	87-78 w	19-11-2	10-8-1	21-8-4	3-10-0	DNP	2-3-0
SOUTHERN ILLINOIS	11/21/17	84-42 w	8-6-1	2-5-2	16-7-1	8-6-1	DNP	18-8-1
ST. FRANCIS	11/24/17	84-72 w	19-13-1	12-9-2	13-3-4	7-2-1	DNP	10-0-0
at Purdue	11/28/17	57-66 L	8-9-0	11-8-1	13-4-2	2-1-0	DNP	3-4-0
SETON HALL	12/3/17	77-79 L	2-8-1	0-1-0	20-5-2	9-3-1	DNP	10-2-0
SIENA	12/6/17	86-60 w	10-10-2	17-13-1	9-2-5	0-6-0	DNP	11-4-0
INDIANA	12/9/17	71-62 w	10-14-2	10-7-0	16-1-1	2-3-0	4-1-3	0-0-0
BRYANT	12/11/17	102-59 w	11-9-3	17-9-1	17-0-4	8-4-0	2-0-2	2-2-1

2017-18 Louisville Men's Basketball Miscellaneous Statistics

Louisville's Record When the Cardinals ...

Lead at halftime	5-0
Trail at halftime	2-2
Are tied at halftime	0-0
Shoot better from the field than opponent	7-1
Shoot worse from the field than opponent	0-1
Shoot 50 percent or better from the field	2-0
Shoot below 50 percent from the field	5-2
Opp. shoots 50 pct. or better from the field	0-0
Opp. shoots below 50 pct. from the field	7-2
Make 7 or fewer three-point goals	2-2
Make more than 7 three-point goals	5-0
Attempt 20 or fewer three-point goals	3-1
Attempt more than 20 three-point goals	4-1
Shoot more free throws than their opp.	4-1
Opponent shoots more free throws	2-1
Outrebound their opponent	5-2
Are outrebounded by their opponent	1-0
Bench outscores the opponent bench	4-1
Opponent bench outscores their bench	3-1
Commit fewer turnovers than their opp.	5-0
Commit more turnovers than their opp.	1-2
Commit same number of turnover as opp.	0-0
Commit 15 or fewer turnovers	5-1
Commit more than 15 turnovers	2-1
Lead with 5:00 Remaining	7-1
Trail with 5:00 Remaining	0-0
Tied with 5:00 Remaining	0-1
1-3 point margins	0-1
4-5 point margins	0-0
6-10 point margins	2-1
11-19 point margins	2-0
20 or more point margins	3-0
Overtime games	0-0
Vs. Top 25 teams	0-0
Home games	7-1
Away games	0-1
Neutral games	0-0
Score 59 or fewer points	0-1
Score 60-69 points	0-0
Score 70-79 points	2-1
Score 80-89 points	4-0
Score 90 or more points	1-0
Allow 59 or fewer points	2-0
Allow 60-69 points	3-1
Allow 70-79 points	2-1
Allow 80 or more points	0-0

Double-Doubles

Spalding.....	4	Mahmoud	1
---------------	---	---------------	---

Points Off Turnovers

Louisville	158	Opponents	108
------------------	-----	-----------------	-----

Bench Scoring

Louisville.....	227 (25.2)	Opp.....	130 (14.4)
-----------------	------------	----------	------------

Rebounding Advantage

Louisville.....	7	Opponents	1
-----------------	---	-----------------	---

Attendance

Home	144,711	(18,089 avg.)
Away	14,804	(14,804 avg.)
Neutral	0	(0 avg.)
Total	159,515	(17,724 avg.)

Double-Figure

Scoring Games

Adel.....	8
Mahmoud.....	6
Snider	6
Nwora	5
Spalding.....	5
King	3
Perry	2
Thomas	1

Games Leading

UofL in Scoring

Adel.....	5
Mahmoud.....	2
King	1
Nwora	1
Snider	1
Spalding.....	1

Games Leading

UofL in Rebounding

Spalding.....	6
Mahmoud.....	3
King	1
Nwora	1

Games Leading

UofL in Assists

Snider	6
Adel.....	5
Perry	3

Scored Louisville's

First Points

<i>Who</i>	
Adel.....	3
Mahmoud.....	2
Spalding.....	2
King	1
Snider	1

<i>How</i>	
Jumper.....	4
3-pointer	2
Layup	2
Dunk	1

Dunks 29

Spalding.....	10
Adel.....	6
Mahmoud.....	6
King	3
Perry	2
Nwora	1
Thomas	1

Jump Balls Controlled

Louisville.....	6	(Spalding 6)
Opponents	3	

Starting Lineups

W-L	Forward	Forward	Center	Guard	Guard
6-2	Adel	Spalding	Mahmoud	Snider	King
1-0	Adel	Spalding	Williams	Snider	King

Scoring Summary

	1st Half	2nd Half	OT	Total
Louisville	323	397		720
Opponents	273	306		579

Leads and Deficits

UL's Biggest Halftime Lead	16 vs. Bryant (12/11)
UL's Biggest Halftime Lead Blown	none
UL's Biggest Halftime Deficit	
Overcome.....	3 (24-27) vs. George Mason (11/12)
UL's Biggest 2nd Half Lead	48 (84-36) vs. Southern Illinois (11/21)
UL's Biggest 2nd Half Lead Blown	7 (59-52) vs. Seton Hall (12/3)
UL's Biggest 2nd Half Deficit	9 (66-57) vs. Purdue (11/28)
UL's Biggest 2nd Half Deficit	
Overcome.....	7 (43-36) vs. Purdue (11/28)
UL's Biggest Overall Lead	48 (84-36) vs. Southern Illinois (11/21)
UL's Biggest Lead Blown	10 (12-2) vs. Siena (12/6)
UL's Biggest Overall Deficit.....	10 twice
	<i>latest:</i> (15-25) vs. Indiana (12/9)
UL's Biggest Deficit Overcome.....	10 twice
	<i>latest:</i> (15-25) vs. Indiana (12/9)

Home, Road and Half Statistics

Halftime Leads	UL 5, Opp 4, Tied 0
FG% in KFC Yum! Center	480 (241-502)
FG% Away from Home	317 (20-63)
3 Pt FG% in KFC Yum! Center.....	343 (62-181)
3 Pt FG% Away from Home	333 (6-18)
FT% in KFC Yum! Center	773 (119-154)
FT% Away from Home	786 (11-14)
Scoring Average	
in KFC Yum! Center.....	82.9 (663 pts.)
Scoring Avg. on the Road	57.0 (57 pts.)
Opp. Scoring Average	
in KFC Yum! Center.....	64.1 (513 pts.)
Opp. Scoring Average	
on the Road	66.0 (66 pts.)
Most 1st Half Points	51 vs. Bryant (12/11)
Most 2nd Half Points	55 vs. Southern Illinois (11/21)
Fewest 1st Half Points.....	22 vs. Purdue (11/28)
Fewest 2nd Half Points	35 vs. Purdue (11/28)
Largest Halftime Lead	16 vs. Bryant (12/11)
Largest Halftime Deficit.....	3 vs. George Mason (11/12)

2017-18 Louisville Men's Basketball Team Superlatives

Louisville High	Louisville Low	Statistical Category	Opponent High	Opponent Low
102 vs. Bryant (12/11)	57 vs. Purdue (11/28)	Points	79 by Seton Hall (12/3)	42 by Southern Illinois (11/21)
51 vs. Bryant (12/11)	22 vs. Purdue (11/28)	First Half Points	38 by Seton Hall (12/3)	18 by Southern Illinois (11/21)
55 vs. Southern Illinois (11/21)	35 vs. Purdue (11/28)	Second Half Points	53 by Omaha (11/17)	24 3 times <i>latest:</i> by Bryant
39 vs. Bryant (12/11)	20 vs. Purdue (11/28)	Field Goals	31 by Omaha (11/17) by Seton Hall (12/3)	17 by Southern Illinois (11/21)
70 vs. Bryant (12/11)	48 vs. George Mason (11/12)	Field Goal Attempts	86 by Omaha (11/17)	52 by George Mason (11/12)
.557 vs. Bryant (12/11)	.317 vs. Purdue (11/28)	FG Percentage	.456 by Seton Hall (12/3)	.266 by Southern Illinois (11/21)
10 Bryant (12/11)	4 vs. Omaha (11/17)	3-Point Field Goals	10 by St. Francis (11/24)	3 by Southern Illinois (11/21)
26 three times <i>latest:</i> vs. Bryant (12/11)	16 vs. Omaha (11/17)	3-Point Field Goal Att.	27 by George Mason (11/12) by Omaha (11/17)	21 three times <i>latest:</i> by Seton Hall (12/3)
.400 vs. George Mason (11/12)	.250 vs. Omaha (11/17)	3-Point FG Percentage	.500 by Siena (12/6)	.143 by Southern Illinois (11/21)
20 vs. George Mason (11/12)	10 vs. Indiana (12/9)	Free Throws	23 by Purdue (11/28)	5 by Southern Illinois (11/21)
29 vs. George Mason (11/12)	14 vs. Purdue (11/28), IU (12/9)	Free Throw Attempts	32 by Purdue (11/28)	9 by Southern Illinois (11/21)
.933 vs. Southern Illinois (11/21)	.690 vs. George Mason (11/12)	Free Throw Percentage	.789 by Bryant (12/11)	.556 by Southern Illinois (11/21)
18 vs. Omaha (11/17)	7 vs. George Mason (11/12)	Offensive Rebounds	22 by Omaha (11/17)	7 by George Mason (11/12)
39 vs. Southern Illinois (11/21)	20 vs. St. Francis (11/24)	Defensive Rebounds	30 by Purdue (11/28)	19 by Omaha, Bryant
53 vs. Omaha (11/17)	33 vs. St. Francis (11/24)	Total Rebounds	41 by Omaha (11/17)	29 by Bryant (12/11)
23 vs. Purdue (11/28)	9 vs. Southern Illinois (11/21)	Fouls	20 by George Mason (11/12)	16 three times <i>latest:</i> by Siena (12/6)
21 vs. Bryant (12/11)	8 vs. Seton Hall (12/3)	Assists	14 by Omaha (11/17)	6 by Siena (12/6), Bryant
17 vs. Omaha (11/17)	6 vs. Bryant (12/11)	Turnovers	21 by Siena (12/6)	10 by Omaha (11/17)
15 vs. Omaha (11/17) vs. Siena (12/6)	1 vs. Purdue (11/28)	Blocked Shots	5 by Purdue (11/28)	0 by George Mason (11/12) by Bryant (12/11)
11 vs. Siena (12/6)	6 vs. Omaha (11/17) vs. Purdue (11/28)	Steals	12 by Omaha (11/17)	2 by St. Francis (11/24) by Bryant (12/11)

2017-18 Louisville Men's Basketball Individual Superlatives

	Louisville	Opponent
Points	21 by Deng Adel vs. Omaha (11/17)	30 by Jaire Grayer, George Mason (11/12)
Field Goals Made	9 by Deng Adel vs. George Mason (11/12) by Ray Spalding vs. Omaha (11/17)	12 by Desi Rodriguez, Seton Hall (12/3)
Field Goals Attempted	18 by Ray Spalding vs. Omaha (11/17)	18 by Keith Braxton, St. Francis (11/24) by Desi Rodriguez, Seton Hall (12/3)
Highest FG Pct. (min. 5 made)	.875 (7-8) by Deng Adel vs. Omaha (11/17)	.714 (5-7) by De'Ron Davis, Indiana (12/9)
3-Point Field Goals Made	4 by Deng Adel vs. Indiana (12/9) by Quentin Snider vs. Bryant (12/11)	5 by Jaire Grayer, George Mason (11/12)
3-Point Field Goals Attempted	8 by Deng Adel vs. Indiana (12/9)	11 by Jaire Grayer, George Mason (11/12)
3-Point FG Pct. (min. 3 made)	100 (3-3) by Darius Perry & Jordan Nwora vs. George Mason (11/12)	.600 (3-5) by Andre Wolford, St. Francis (11/24)
Free Throws Made	8 by Darius Perry vs. George Mason (11/12)	9 by Carsen Edwards, Purdue (11/28)
Free Throws Attempted	8 by Darius Perry vs. George Mason (11/12) by Deng Adel vs. Omaha (11/17)	11 by Goanar Mar, George Mason (11/12) by Carsen Edwards, Purdue (11/28)
Free Throw Pct. (min. 8 made)	100 (8-8) by Darius Perry vs. George Mason (11/12)	.818 (9-11) by Carsen Edwards, Purdue (11/28)
Offensive Rebounds	6 by Ray Spalding vs. Omaha (11/17); St. Francis (11/24), IU (12/9)	10 by Sammy Friday, Siena (12/6)
Defensive Rebounds	9 by Anas Mahmoud vs. Siena (12/6)	9 by Keith Braxton, St. Francis (11/24)
Total Rebounds	14 by Ray Spalding vs. Indiana (12/9)	15 by Sammy Friday, Siena (12/6)
Turnovers	5 by Darius Perry vs. Siena (12/6)	6 by Jamaal King & Keith Braxton, St. Francis (11/24)
Assists	7 by Darius Perry vs. Southern Illinois (11/21)	5 by KJ Robinson, Omaha (11/17)
Blocked Shots	9 by Anas Mahmoud vs. Siena (12/6)	4 by Matt Haarms, Purdue (11/28)
Steals	4 by Deng Adel vs. Southern Illinois (11/21) by Ray Spalding vs. Siena (12/6)	4 three times <i>latest:</i> by Rodrigues & Cale vs. Seton Hall (12/3)
Minutes Played (regulation game)	39 by Deng Adel vs. George Mason (11/12) by Quentin Snider vs. Purdue (11/28)	40 by Keith Braxton, St. Francis (11/24)
Minutes Played (overtime game)	none	none

2017-18 Box Scores

Louisville 101, Kentucky Wesleyan 64
Oct. 30, 2017 -- KFC YUM! CENTER (Exhibition)

Louisville 101
Player min FG 3FG FT Reb Ast TO BL ST PF TP
Spalding f 21 6-8 0-0 3-5 7 4 4 1 3 2 15
Adel f 20 6-11 0-1 0-0 2 3 2 0 3 1 12
Mahmoud c 27 10-11 0-0 0-1 5 4 1 7 3 1 20
King g 24 2-5 0-1 2-4 3 2 2 0 1 1 6
Snider g 23 3-5 2-3 2-2 5 5 0 0 0 1 10
Thomas 12 2-5 0-2 0-0 4 0 1 2 0 3 4
Perry 14 3-5 1-2 0-0 1 1 1 0 2 0 7
Griffin 10 0-1 0-1 0-0 0 0 0 0 0 0 0
Williams 20 2-9 1-4 3-4 4 1 3 2 2 3 8
Redding 3 1-1 0-0 0-0 1 0 1 0 0 1 2
Sutton 10 5-6 3-3 0-0 1 2 1 0 1 3 13
Nwora 16 1-8 0-4 2-2 7 0 0 0 2 1 4
Team 1
Totals 200 41-75 7-21 12-18 41 22 16 12 17 17 101

Total FG% 1st H: 21-32 65.6% 2nd H: 20-43 46.5% Game: 54.7%
3-Pt. FG% 1st H: 7-10 70.0% 2nd H: 0-11 0.0% Game: 33.3%
FThrow % 1st H: 5- 8 62.5% 2nd H: 7-10 70.0% Game: 66.7%

Kentucky Wesleyan 64
Player min FG 3FG FT Reb Ast TO BL ST PF TP
Harris f 12 3-5 0-0 1-2 1 1 5 0 0 1 7
Quinn f 35 7-10 0-0 0-0 8 1 3 3 2 1 14
Cardwell g 27 4-10 0-1 3-4 3 2 6 1 0 3 11
Redix g 20 1-4 0-2 0-0 1 3 3 0 0 1 2
Bell, R. g 30 4-10 0-1 4-4 7 1 3 0 1 2 12
Hatton 15 0-2 0-2 0-0 2 0 1 0 0 0 0
Dzierzawski 22 1-4 0-0 0-0 1 4 4 0 0 1 2
Milligan 19 2-8 1-3 0-0 5 1 0 0 2 4 5
Noffsinger 1 0-0 0-0 0-0 0 0 0 0 0 0 0
Warnock 14 4-5 0-0 1-1 2 1 2 0 0 5 9
Bell, E. 3 0-1 0-0 0-0 0 0 0 0 0 0 0
Mumford 1 0-2 0-1 0-0 1 0 0 0 0 0 0
Overton 1 0-0 0-0 2-2 0 0 0 0 0 0 2
Team 2
Totals 200 26-61 1-10 11-13 33 14 27 4 5 18 64

Total FG% 1st H: 17-28 60.7% 2nd H: 9-33 27.3% Game: 42.6%
3-Pt. FG% 1st H: 0- 3 0.0% 2nd H: 1- 7 14.3% Game: 10.0%
FThrow % 1st H: 1- 2 50.0% 2nd H: 10-11 90.9% Game: 84.6%

Score by Periods 1st 2nd Total Attendance: 14,818
Ky. Wesleyan 35 29 64 Ties: 2
Louisville 54 47 101 Lead Changes: 1

Louisville 72, Bellarmine 57
Nov. 7, 2017 -- KFC YUM! CENTER (Exhibition)

Louisville 72
Player min FG 3FG FT Reb Ast TO BL ST PF TP
Spalding f 20 2-3 0-1 3-4 7 0 3 0 1 3 7
Adel f 32 7-12 2-5 5-8 7 1 5 0 0 1 21
Mahmoud c 37 4-7 0-0 1-4 11 2 2 1 1 1 9
King g 29 4-8 2-5 4-6 2 2 5 1 0 3 14
Snider g 37 2-10 1-4 0-0 4 6 2 0 0 1 5
Perry 16 1-5 0-3 1-2 3 0 2 0 1 2 3
Williams 1 0-0 0-0 0-0 0 0 0 1 0 0 0
Sutton 13 2-2 1-1 0-0 1 0 1 0 0 3 5
Nwora 15 2-6 1-2 3-4 8 0 0 0 0 2 8
Team 0
Totals 200 24-53 7-21 17-28 43 11 20 3 3 16 72

Total FG% 1st H: 10-26 38.5% 2nd H: 14-27 51.9% Game: 45.3%
3-Pt. FG% 1st H: 5-13 38.5% 2nd H: 2- 8 25.0% Game: 33.3%
FThrow % 1st H: 10-15 66.7% 2nd H: 7-13 53.8% Game: 60.7%

Bellarmine 57
Player min FG 3FG FT Reb Ast TO BL ST PF TP
Corbett f 18 1-2 1-1 1-2 4 1 0 0 3 1 4
Hunter f 14 1-1 0-0 0-0 1 0 0 0 0 0 2
Eberhard f 28 3-7 0-3 0-1 3 6 4 0 0 2 6
Jenkins g 24 3-8 0-2 0-0 1 2 1 0 2 5 6
Coles g 32 2-10 0-6 2-2 6 4 5 0 3 2 6
Weyer 27 3-7 2-5 0-0 5 0 1 0 2 3 8
Ramser 11 1-1 0-0 1-2 3 0 3 0 1 1 3
Bach 19 5-9 0-3 2-2 1 0 0 0 2 1 12
Fleming 10 1-4 1-3 0-0 1 1 0 0 0 3 3
Chitty 17 3-5 1-1 0-0 0 0 2 0 1 2 7
Team 0 1 1
Totals 200 23-54 5-24 6-9 25 14 17 0 14 21 57

Total FG% 1st H: 10-27 37.0% 2nd H: 13-27 48.1% Game: 42.6%
3-Pt. FG% 1st H: 3-23 23.1% 2nd H: 2-11 18.2% Game: 20.8%
FThrow % 1st H: 0- 1 0.0% 2nd H: 6- 8 75.0% Game: 66.7%

Score by Periods 1st 2nd Total Attendance: 15,350
Bellarmine 23 34 57 Ties: 3
Louisville 35 37 72 Lead Changes: 0

Louisville 72, George Mason 61
Nov. 12, 2017 -- KFC YUM! CENTER

Louisville 72
Player min FG 3FG FT Reb Ast TO BL ST PF TP
Spalding f 29 1-6 0-1 0-0 7 1 3 1 3 5 2
Adel f 39 9-17 1-5 1-2 4 3 3 2 0 3 20
Mahmoud c 28 2-4 0-0 2-7 9 1 1 2 1 0 6
King g 16 0-3 0-1 5-6 1 0 1 0 1 2 5
Snider g 37 4-11 1-6 1-2 6 3 2 0 0 1 10
Perry 27 3-3 3-3 8-8 2 3 2 0 2 1 17
Williams 4 0-0 0-0 2-2 1 0 0 0 0 1 2
Sutton 6 0-1 0-1 0-0 0 0 0 0 0 2 0
Nwora 14 3-3 3-3 1-2 3 0 1 0 1 3 10
Team 3 1
Totals 200 22-48 8-20 20-29 36 11 14 5 8 18 72

Total FG% 1st H: 8-28 28.6% 2nd H: 14-20 70.0% Game: 45.8%
3-Pt. FG% 1st H: 1-10 10.0% 2nd H: 7-10 70.0% Game: 40.0%
FThrow % 1st H: 7- 8 87.5% 2nd H: 13-21 61.9% Game: 69.0%

George Mason 61
Player min FG 3FG FT Reb Ast TO BL ST PF TP
Mar f 36 1-5 0-4 6-11 6 0 3 0 0 4 8
Kier g 37 6-9 0-2 6-7 4 2 2 0 2 2 18
Livingston g 40 1-10 1-3 0-0 2 3 2 0 0 1 3
Grayer g 39 7-15 5-11 1-2 10 1 0 0 4 3 20
Boyd g 29 5-10 2-6 0-0 4 1 4 0 0 4 12
Wilson 11 0-0 0-0 0-1 1 0 2 0 0 2 0
Greene 6 0-2 0-1 0-0 2 0 2 0 0 3 0
Calixte 2 0-1 0-0 0-0 1 0 1 0 0 1 0
Team 1
Totals 200 20-52 8-27 13-21 31 7 15 0 6 20 61

Total FG% 1st H: 10-29 34.5% 2nd H: 10-23 43.5% Game: 38.5%
3-Pt. FG% 1st H: 5-15 33.3% 2nd H: 3-12 25.0% Game: 29.6%
FThrow % 1st H: 2- 4 50.0% 2nd H: 11-17 64.7% Game: 61.9%

Score by Periods 1st 2nd Total Attendance: 18,304
George Mason 27 34 61 Ties: 3
Louisville 24 48 72 Lead Changes: 3

Louisville 87, Omaha 78
Nov. 17, 2017 -- KFC YUM! CENTER

Louisville 87
Player min FG 3FG FT Reb Ast TO BL ST PF TP
Spalding f 27 9-18 1-1 0-0 11 2 2 3 2 2 19
Adel f 34 7-8 0-1 8-8 8 4 2 1 1 2 21
Williams c 19 3-7 1-3 1-1 4 2 2 3 0 2 8
King g 28 3-9 1-2 1-2 5 0 3 0 0 0 8
Snider g 29 2-9 1-5 2-2 2 4 2 0 0 1 7
Perry 15 2-4 0-2 5-5 1 1 2 0 2 2 9
Mahmoud 22 5-9 0-0 0-0 8 1 2 8 0 2 10
Sutton 18 0-1 0-1 3-4 10 0 1 0 0 1 3
Nwora 8 1-4 0-1 0-0 3 0 1 0 0 1 2
Team 1
Totals 200 32-69 4-16 19-22 53 14 17 15 6 13 87

Total FG% 1st H: 16-34 47.1% 2nd H: 16-35 45.7% Game: 46.4%
3-Pt. FG% 1st H: 3-11 27.3% 2nd H: 1- 5 20.0% Game: 25.0%
FThrow % 1st H: 5- 6 83.3% 2nd H: 14-16 87.5% Game: 86.4%

Omaha 78
Player min FG 3FG FT Reb Ast TO BL ST PF TP
Woodort-Humphrey f 33 6-14 2-3 0-0 12 1 0 1 3 3 14
Meyer f 8 1-5 0-0 0-0 0 0 0 0 0 2 0
Robinson g 29 5-14 2-6 2-2 3 5 3 0 3 2 14
Norl g 34 7-17 1-3 1-2 8 1 0 0 1 2 16
Jackson g 28 5-12 1-5 4-6 8 1 4 1 2 2 15
Gibson 29 2-10 0-6 0-0 1 4 1 0 0 4 4
Akinwale 11 2-3 2-2 0-0 1 2 0 0 3 1 6
Allbery 6 1-2 1-2 0-0 0 0 0 0 0 0 3
Pile 22 2-9 0-0 0-0 2 0 1 2 0 1 4
Team 6 1
Totals 200 31-86 9-27 7-10 41 17 14 10 4 12 78

Total FG% 1st H: 10-41 24.4% 2nd H: 21-45 46.7% Game: 36.0%
3-Pt. FG% 1st H: 3-10 30.0% 2nd H: 6-17 25.0% Game: 33.3%
FThrow % 1st H: 2- 2 100% 2nd H: 5- 8 64.7% Game: 70.0%

Score by Periods 1st 2nd Total Attendance: 18,112
Omaha 25 53 78 Ties: 3
Louisville 40 47 87 Lead Changes: 3

Louisville 84, Southern Illinois 42
Nov. 21, 2017 -- KFC YUM! CENTER

Louisville 84
Player min FG 3FG FT Reb Ast TO BL ST PF TP
Spalding f 16 3-7 0-1 2-2 6 1 1 0 0 3 8
Adel f 27 5-11 0-3 6-7 7 1 3 1 4 2 16
Mahmoud c 23 1-3 0-0 0-0 5 2 1 3 1 0 2
King g 25 2-10 0-1 0-0 8 1 0 1 0 0 4
Snider g 26 2-8 1-4 0-0 2 3 0 0 0 0 5
Thomas 7 2-3 1-2 0-0 3 0 0 0 0 0 5
Perry 23 3-8 1-4 3-3 1 7 1 1 0 0 10
Williams 14 1-3 0-2 0-0 3 0 0 1 0 0 2
Redding 3 2-2 2-2 0-0 0 0 0 0 0 0 6
Sutton 16 3-4 2-3 0-0 6 1 0 2 2 2 8
Nwora 20 7-10 1-4 3-3 8 1 1 0 1 2 18
Team 0 1
Totals 200 31-69 8-26 14-15 49 17 8 9 8 9 84

Total FG% 1st H: 11-35 31.4% 2nd H: 20-34 58.8% Game: 44.9%
3-Pt. FG% 1st H: 1-12 8.3% 2nd H: 7-14 50.0% Game: 30.8%
FThrow % 1st H: 6- 7 85.7% 2nd H: 8- 8 100% Game: 93.3%

Southern Illinois 42
Player min FG 3FG FT Reb Ast TO BL ST PF TP
Wiley f 22 1-4 0-0 1-2 9 1 5 1 0 1 3
Pippen c 31 5-13 0-0 0-1 6 2 2 2 0 2 10
Cook g 20 0-9 0-4 0-0 2 1 3 0 1 1 0
Lloyd g 26 2-6 1-4 0-2 2 0 2 0 0 2 5
Fletcher g 33 4-12 2-5 4-4 7 2 2 1 1 1 14
McGill 26 1-9 0-4 0-0 7 1 2 0 1 3 2
Smithpeters 17 0-3 0-3 0-0 1 2 0 0 0 3 0
Weiher 2 0-3 0-0 0-0 0 1 0 0 0 0 0
Stradnieks 20 4-5 0-1 0-0 3 1 0 0 1 3 8
Gooch 3 0-0 0-0 0-0 0 0 0 0 0 0 0
Team 3
Totals 200 17-64 3-21 5-9 40 11 16 4 4 16 42

Total FG% 1st H: 7-31 22.6% 2nd H: 10-33 30.3% Game: 26.6%
3-Pt. FG% 1st H: 1-11 9.1% 2nd H: 2-10 20.0% Game: 14.3%
FThrow % 1st H: 3- 6 50.0% 2nd H: 2- 3 66.7% Game: 55.6%

Score by Periods 1st 2nd Total Attendance: 18,046
Southern Illinois 18 24 42 Ties: 0
Louisville 29 55 84 Lead Changes: 3

Louisville 84, St. Francis 72
Nov. 24, 2017 -- KFC YUM! CENTER

Louisville 84
Player min FG 3FG FT Reb Ast TO BL ST PF TP
Spalding f 26 8-10 0-0 3-4 13 1 3 5 1 2 19
Adel f 34 4-10 2-6 3-5 3 4 0 0 0 0 13
Mahmoud c 36 6-10 0-0 0-0 9 2 0 2 2 1 12
King g 24 3-11 2-5 2-2 2 0 4 0 0 2 10
Snider g 36 4-10 2-6 1-2 2 6 1 0 1 1 11
Thomas 2 0-0 0-0 0-0 1 0 0 0 0 0 0
Perry 14 0-3 0-3 2-2 1 2 0 0 0 2 2
Sutton 14 3-4 1-2 0-0 2 1 0 0 0 4 7
Nwora 14 3-6 2-3 2-2 0 0 1 0 1 1 10
Team 0
Totals 200 31-64 9-25 13-17 33 16 9 7 5 13 84

Total FG% 1st H: 18-39 46.2% 2nd H: 13-25 52.0% Game: 48.4%
3-Pt. FG% 1st H: 5-15 33.3% 2nd H: 4-10 40.0% Game: 36.0%
FThrow % 1st H: 5- 6 83.3% 2nd H: 8-11 72.7% Game: 76.5%

St. Francis 72
Player min FG 3FG FT Reb Ast TO BL ST PF TP
Flagg f 17 0-3 0-0 3-4 1 0 0 1 2 2 3
Kuzavas c 35 2-3 0-0 1-2 8 1 2 0 0 3 5
King g 20 4-12 2-5 1-3 2 3 6 0 0 5 11
Gaskins, Jr. g 30 3-5 0-1 2-2 4 1 1 0 0 2 8
Braxton g 40 10-18 2-4 3-4 11 2 6 0 0 2 25
Harmon 27 2-7 2-5 0-0 0 1 1 0 0 0 6
Meredith 13 1-1 1-1 0-0 1 2 1 0 0 2 3
Wolford 18 3-6 3-5 2-2 6 1 2 0 0 1 11
Team 2
Totals 200 25-55 10-21 12-17 35 11 19 1 2 17 72

Total FG% 1st H: 13-30 43.3% 2nd H: 12-25 48.0% Game: 45.5%
3-Pt. FG% 1st H: 5- 9 55.6% 2nd H: 5-12 41.7% Game: 47.6%
FThrow % 1st H: 4- 7 57.1% 2nd H: 8-10 80.0% Game: 70.6%

Score by Periods 1st 2nd Total Attendance: 17,524
St. Francis 35 37 72 Ties: 4
Louisville 46 38 84 Lead Changes: 0

Score by Periods	1st	2nd	Total	Attendance: 16,236
Bryant	35	24	59	Ties: 1
Louisville	51	51	102	Lead Changes: 2

2017-18 Louisville Photo Roster




0 V.J. King
F 6-6 190 So.
Cleveland, Ohio
(Paul VI Catholic HS)



1 Lance Thomas
F 6-8 220 Fr.
Norcross, Ga.
(Norcross HS)




2 Darius Perry
G 6-2 175 Fr.
Powder Springs, Ga.
(Wheeler HS)



3 Jo Griffin
G 6-1 175 Fr.
Crestwood, Ky.
(South Oldham HS)



4 Quentin Snider
G 6-2 175 Sr.
Louisville, Ky.
(Ballard HS)



5 Malik Williams
F/C 6-11 225 Fr.
Ft. Wayne, Ind.
(Snider HS)



12 Jacob Redding
G 6-0 165 Fr.
Ft. Wayne, Ind.
(Carroll HS)



13 Ray Spalding
F 6-10 225 Jr.
Louisville, Ky.
(Trinity HS)



14 Anas Mahmoud
C/F 7-0 230 Sr.
Cairo, Egypt
(West Oaks Academy)




22 Deng Adel
G/F 6-7 200 Jr.
Melbourne, Australia
(Victory Rock Prep)



23 Steven Enoch
C 6-10 240 Jr.
Norwalk, Conn.
(Univ. of Connecticut)



24 Dwayne Sutton
F 6-5 200 So.
Louisville, Ky.
(UNC Asheville)



30 Ryan McMahon
G 6-0 175 So.
Sarasota, Fla.
(Cardinal Mooney HS)



33 Jordan Nwora
F 6-7 215 Fr.
Buffalo, N.Y.
(Vermont Academy)



Pronunciation Guide:

- ♦ Adel (uh-DELL)
- ♦ Anas Mahmoud (AH-nus mah-MOOD)
- ♦ Enoch (EE-knock)
- ♦ Nwora (WOR-uh, silent N)

Steven Enoch will sit out the 2017-18 season after transferring from Connecticut.

On The Bench



David Padgett
Acting Head Coach



Trent Johnson
Assistant Coach



Greg Paulus
Assistant Coach



R.J. Evans
Assistant Coach



Michael Bowden
Dir. Basketball Operations