

## Louisville Basketball Quick Facts

Location	Louisville, Ky. 40292
Founded / Enrollment	1798 / 22,000
Nickname / Colors	Cardinals / Red & Black
Conference	Atlantic Coast
Home Court	KFC Yum! Center (22,000)
Interim President	Dr. Greg Postel
Interim Director of Athletics	Vince Tyra
Interim Head Coach	David Padgett (Louisville '08)
UofL & Overall Record	4-1 (first year)
Assistant Coaches	Trent Johnson, Greg Paulus, R.J. Evans
Dir. of Basketball Operations	Michael Bowden
All-Time Record	1,807-902 (104th yr.)
All-Time NCAA Tournament Record	76-43 (42 Appearances, 10 Final Fours, Three NCAA Championships - 1980, 1986, 2013)
<b>Important Phone Numbers</b>	
Athletics Office	(502) 852-5732
Athletics Ticket Office	(502) 852-5151
Basketball Office	(502) 852-6651
Sports Information Office	(502) 852-6581
SID - Kenny Klein, cell	(502) 599-7865
email: kenny@GoCards.com	

## 2017-18 Schedule / Results

Date	Opponent	Television	Time (ET)
<b>October</b>			
Mon. 30	KENTUCKY WESLEYAN ~ ACCNE	W 101-64	
<b>November</b>			
Tues. 7	BELLARMINE ~ ACCNE	W 72-57	
Sun. 12	GEORGE MASON ..... RSN	W 72-61	
Fri. 17	OMAHA ..... ACCNE	W 87-78	
Tues. 21	SOUTHERN ILLINOIS ..... RSN	W 84-42	
Fri. 24	ST. FRANCIS ..... ACCNE	W 84-72	
Tues. 28	at Purdue *	ESPN L 57-66	
<b>December</b>			
Sun. 3	#rv/24 SETON HALL ..... ESPN2	4:00 p.m.	
Wed. 6	SIENA + ..... ESPN2	7:00 p.m.	
Sat. 9	INDIANA ..... ESPN	2:00 p.m.	
Mon. 11	BRYANT + ..... ESPN2	7:00 p.m.	
Sat. 16	vs. Memphis #	ESPN2 Noon	
Wed. 20	ALBANY + ..... ESPN2	9:00 p.m.	
Sat. 23	GRAND CANYON ..... ACCNE	1:00 p.m.	
Fri. 29	at Kentucky	CBS 1:00 p.m.	
<b>January</b>			
Tues. 2	PITTSBURGH ..... ESPN2	9:00 p.m.	
Sat. 6	at Clemson ..... ACCN/WAVE	Noon	
Wed. 10	at Florida State ..... RSN	9:00 p.m.	
Sat. 13	VIRGINIA TECH ..... ESPN/ESPN2	4:00 p.m.	
Tues. 16	at Notre Dame ..... ESPN2	7:00 p.m.	
Sun. 21	BOSTON COLLEGE ..... ACCN/WHAS	Noon	
Wed. 24	at Miami ..... ESPN2	8:00 p.m.	
Sat. 27	WAKE FOREST ..... ACCN/WAVE	8:00 p.m.	
Wed. 31	at Virginia ..... ESPN2	7:00 p.m.	
<b>February</b>			
Sat. 3	FLORIDA STATE ..... ACCN/WHAS	4:00 p.m.	
Mon. 5	SYRACUSE ..... ESPN	7:00 p.m.	
Thur. 8	GEORGIA TECH ..... ESPN2	7:00 p.m.	
Sun. 11	at Pittsburgh ..... ACCN/WAVE	1:00 p.m.	
Sat. 17	NORTH CAROLINA ..... ESPN	8:00 p.m.	
Wed. 21	at Duke ..... ESPN	9:00 p.m.	
Sat. 24	at Virginia Tech ..... CBS	1:00 p.m.	
<b>March</b>			
Thur. 1	VIRGINIA ..... ACCN/WHAS	8:00 p.m.	
Sat. 3	at NC State ..... ESPN/ESPN2	6:00 p.m.	
Tues. 6	at ACC Tournament	TBA	
Sat. 10	(Barclays Center, Brooklyn, NY)		

~ exhibition game

\* Big 10/ACC Challenge, West Lafayette, IN  
+ Gotham Classic, Louisville, KY

# Gotham Classic, Madison Square Garden, New York, NY



# LOUISVILLE BASKETBALL

1980, 1986, 2013 NCAA Champions □ 10 NCAA Final Fours □ 42 NCAA Tournament Appearances

Sports Information ♦ University of Louisville ♦ Louisville, KY 40292 ♦ www.GoCards.com  
Phone: (502) 852-6581 ♦ Fax: (502) 852-7401 ♦ email: kenny@GoCards.com ♦ Twitter: @KKcards

## Louisville Cardinals (4-1) vs. Seton Hall Pirates (6-1)



Sunday, Dec. 3 ■ 4:05 p.m. ET ■ KFC Yum! Center ■ Louisville, Ky.

## PROBABLE STARTING LINEUPS

Louisville (4-1)	Ht.	Wt.	Yr.	PPG	RPG	Hometown
F 13 Ray SPALDING	6-10	225	Jr.	11.2	9.2	Louisville, Ky.
F 22 Deng ADEL	6-7	200	Jr.	16.6	5.2	Melbourne, Australia
C 14 Anas MAHMOUD	7-0	230	Sr.	8.2	7.8	Cairo, Egypt
G 0 V.J. KING	6-6	199	So.	8.8	4.4	Cleveland, Ohio
G 4 Quentin SNIDER	6-2	175	Sr.	7.2	3.4	Louisville, Ky.
Seton Hall (6-1)	Ht.	Wt.	Yr.	PPG	RPG	Hometown
F 14 Ismael SANOGO	6-8	215	Sr.	3.1	5.3	Newark, N.J.
F 20 Desi RODRIGUEZ	6-6	220	Sr.	17.8	4.0	Bronx, N.Y.
C 31 Angel DELGADO	6-10	245	Sr.	14.0	9.3	Bajos De Haina, D.R.
G 0 Kadeen CARRINGTON	6-4	195	Sr.	10.2	2.5	Brooklyn, N.Y.
G 13 Myles POWELL	6-2	195	Sr.	14.0	3.2	Trenton, N.J.

Head Coach: Kevin Willard (Pittsburgh '97) 134-103 in 8th year at SHU; 179-152 in 11th year overall.

Louisville returns home for the first of four straight in the KFC Yum! Center as the Cardinals face the Seton Hall Pirates on Sunday. In its first road game of the year, Louisville (4-1) lost for the first time this season 57-66 at Purdue in the Big Ten/ACC Challenge on Tuesday as the Cardinals limited Purdue to 33.3 percent shooting from the field. V.J. King scored a season-high 17 points to lead UofL. Seton Hall (24th USA Today, receiving votes in the AP poll) has won six of its first seven games this season, including an 89-79 victory over Texas Tech on Nov. 30 in the Under Armour Reunion at Madison Square Garden. Desi Rodriguez, one of five senior starters for the Pirates, totaled 24 points, seven rebounds and four assists to lead Seton Hall, which shot 50.8 percent from the field for the game.

## GAME FACTS

**Site:** KFC Yum! Center/Crum Court, Louisville, Ky. (22,000) (119-15 in 8th year)  
**Television:** ESPN2 - Mike Crispino, play-by-play; Seth Greenberg, analyst.  
**Radio:** WHAS (840 AM) Paul Rogers, play-by-play; Bob Valvano, analyst (Sirius channel 108, XM 108, Internet 108)  
**Series History:** UofL leads 13-5 (6-1 in Louisville, 6-4 in New Jersey, 1-0 neutral)  
**Last Meeting:** UofL 79, Seton Hall 61 (Feb. 23, 2013 at KFC Yum! Center)  
**UofL National Ranking:** 17th USA Today, 17th Associated Press  
**Officials:** Roger Ayers, Doug Shows, Joe Lindsay  
**Next UofL Game:** Dec. 6 vs. Siena, KFC Yum! Center, 7 p.m. ET (ESPN2) Gotham Classic

## CARD FILE

■ Louisville has won **58 of its last 59** non-conference games at home in the KFC Yum! Center. The Cardinals have won their **last 22** home games against non-conference opponents.  
■ Louisville has a **31-5** record during the month of December over the last five years, winning 19 of its last 23 in that month.  
■ Louisville is **fourth in the nation** in blocked shots (7.4 bpg) and ranks ninth in field goal percentage defense (.357). UofL limited Purdue to 33.3 percent shooting from the field on Nov. 28.  
■ Louisville is one of just four schools which have won 20 or more games in each of the **last 15 seasons** (also Kansas, Duke and Gonzaga).  
■ Scoring leader **Deng Adel** (16.6 ppg) has four 20-point scoring efforts in his last 10 games stretching back to the end of last season, including two of five games this season.  
■ **Quentin Snider** needs **180 points** to become the Cardinals' 68th career 1,000-point scorer. In two exhibition games, a pair of intrasquad scrimmages this season and five regular season games, Snider has combined to produce 51 assists with 14 turnovers.  
■ Tri-captain **Anas Mahmoud** blocked a career-high eight shots against Omaha, approaching a triple-double with 10 points and eight rebounds. He has 130 career blocked shots and needs 17 swats to reach the top 10 in UofL career blocks. Mahmoud is 13th in the nation in blocks (3.2).  
■ UofL's academic performance has been impressive, as Louisville is one of only two schools in the nation to have perfect men's basketball multi-year Academic Progress Rate (APR) scores each of the past four years. A league-high **six Cardinals** were named to the 2017 All-ACC Academic Team.

■ **About Seton Hall** — Louisville returns home to the KFC Yum! Center as the Cardinals face the Seton Hall Pirates on Sunday. Seton Hall (24th USA Today, receiving votes in the AP poll) has won six of its first seven games this season, including an 89-79 victory over Texas Tech on Nov. 30 in the Under Armour Reunion at Madison Square Garden. Desi Rodriguez, one of five senior starters for the Pirates, totaled 24 points, seven rebounds and four assists to lead Seton Hall, which shot 50.8 percent from the field for the game.

Coached by former UoFL assistant coach Kevin Willard, Seton Hall is No. 19 in the Sagarin Ratings and No. 21 by Ken Pomeroy through Nov. 30. The Pirates return 90 percent of their scoring and rebounding from a team that won 21 games in 2016-17, advanced to the Big East Tournament semifinal, and reached the NCAA Tournament for the second consecutive season.

Seton Hall features three career 1,000 point scorers in Khadeen Carrington, Angel Delgado and Desi Rodriguez. Delgado, who led the nation in rebounding last season (13.1 rpg), has four double-doubles this season and is averaging 13.7 points and 8.7 rebounds.

Seton Hall coach Kevin Willard was an assistant at UoFL for six years (2001-07). The Cardinals were a combined 142-58 during Willard's six years at UoFL. Willard guided the Cardinals to a 64-48 win over Houston (1-28-04) in Freedom Hall when Pitino took a short medical leave.

Louisville has a 13-5 series advantage over Seton Hall, winning the last five straight and 10 of the last 12 meetings. Louisville won the last matchup 79-61 over the Pirates in the KFC Yum! Center (2-23-13) as Gorgui Dieng led the Cardinals with 23 points, eight rebounds and three blocked shots. Louisville was a fellow member of the Big East Conference for eight seasons (2005-13). UoFL won its last two Big East Tournaments in 2012 and 2013 and were the regular co-champion in its last Big East season in 2013 before advancing to win the NCAA Championship.

In two games against Seton Hall while he was a player at Louisville, David Padgett produced 12 points (4-of-5 FG), five rebounds, two assists and two blocked shots as the Cardinals fell 92-82 (1-19-08); and 15 points (6-of-7 FG), seven rebounds, three assists and two blocks in an 86-71 UoFL victory (3-4-07).

The two teams met in a classic matchup when No. 18 Louisville defeated top-ranked Seton Hall (No. 1 AP) 73-67 at the Armory in Louisville on March 2, 1953. Chuck Noble led the Cardinals with 16 points while 6-11 All-America Walt Dukes led the Pirates with 35 points. The UoFL victory avenged a 66-77 loss at Seton Hall earlier that season (12-15-52). The Cardinals went on to reach the quarterfinals of the NIT that year before falling to Manhattan.

UoFL has an 11-2 record all-time in games played on Dec. 3, winning its last three on that date.

■ **Blockbirds** — Louisville is off to a strong start rejecting shots. In early statistics, the Cardinals are fourth in the nation, blocking an average of 7.4 shots a game. Center Anas Mahmoud leads the ACC and is 13th in the nation, averaging 3.2 blocks a game. Seven different Cardinals have blocked shots in the first five games. Louisville's 15 blocked shots against Omaha were its most in a game since swatting a school-record 18 shots against Holy Cross on Dec. 7, 2003. UoFL has blocked five or more shots in four of its five games this season, but had one in its last game at



#### Statistical Comparison

	SHU	UoFL
Record .....	6-1	4-1
Scoring Average.....	80.9	76.8
Points Allowed.....	66.7	63.8
Scoring Margin .....	+14.1	+13.0
FG Percentage.....	.489	.435
Opp. FG Percentage .....	.422	.357
3-Pt. Percentage .....	.380	.333
FT Percentage .....	.641	.794
Rebound Margin .....	+6.6	+5.2
Turnover Margin .....	+3.4	+1.8

#### Series vs. Seton Hall

(Won 13, Last 5)

Date	SHU	UoFL
Dec. 28, 1948 (A) (OT).....	71	69
Jan. 27, 1950 (A).....	82	69
Dec. 15, 1950 (A).....	60	58
Dec. 31, 1951 (A).....	65	67
Feb. 25, 1952 (H).....	81	83
Dec. 15, 1952 (A).....	66	77
Mar. 2, 1953 (H).....	73	67
Dec. 14, 2002 (H).....	91	70
Dec. 10, 2003 (H).....	80	71
Mar. 4, 2007 (H).....	86	71
Jan. 19, 2008 (A).....	82	92
Mar. 4, 2009 (H).....	95	78
Jan. 21, 2010 (A).....	77	80
Jan. 5, 2011 (H).....	73	54
Jan. 28, 2012 (A).....	60	51
Mar. 7, 2012 (N)*.....	61	55
Jan. 9, 2013 (A).....	73	58
Feb. 23, 2013 (H).....	79	61

\*Big East Tournament (New York, NY)

### Last Meeting vs. Seton Hall

Louisville 79, Seton Hall 61

Feb. 23, 2013 -- KFC YUM! CENTER

#### Louisville 79

Player	min	FG	3FG	FT	Reb	Ass	TO	BL	ST	PF	TP
Blackshear	f 18	0-2	0-0	0-2	2	1	0	0	0	4	0
Behanan	f 21	2-8	0-0	2-2	8	1	1	1	0	0	6
Dieng	c 33	10-11	0-0	3-6	8	0	1	3	2	2	23
Smith	g 28	4-10	1-4	10-10	3	5	2	0	3	3	19
Siva	g 32	3-8	1-1	0-0	2	5	1	0	2	1	7
Ware	23	2-8	2-5	2-2	3	0	3	0	4	2	8
Hancock	24	4-4	3-3	2-2	1	3	0	0	1	1	13
Harrell	14	1-6	0-0	0-0	3	0	1	2	0	0	2
Van Treese	7	0-0	0-0	1-2	1	0	0	0	0	1	1
Team					0						
Totals	200	26-57	7-15	20-26	31	15	9	6	12	14	79

Total FG% 1st H: 13-28 46.4% 2nd H: 13-29 44.8% Game: 45.6%

3-Pt. FG% 1st H: 5- 7 71.4% 2nd H: 2- 8 25.0% Game: 46.7%

FThrow % 1st H: 9-12 75.0% 2nd H: 11-14 78.6% Game: 76.9%

#### Seton Hall 61

Player	min	FG	3FG	FT	Reb	Ass	TO	BL	ST	PF	TP
Edwin	f 33	4-11	1-2	2-4	6	0	5	1	1	3	11
Teague	f 30	7-10	0-0	2-2	8	4	0	1	0	3	16
Maayan	g 26	0-1	0-1	0-0	3	1	6	0	0	2	0
Cosby	g 33	6-12	3-5	2-2	2	3	4	0	0	2	17
Karlis	g 19	1-4	1-3	0-0	3	2	1	0	0	4	3
Smyth	25	0-2	0-2	0-0	0	2	0	0	1	2	0
Oliver	24	4-10	2-5	2-2	4	0	3	0	0	2	12
Geramipour	10	1-2	0-0	0-0	4	0	0	0	1	0	2
Team					1		2				
Totals	200	23-52	7-18	8-10	31	12	21	2	3	18	61

Total FG% 1st H: 10-26 38.5% 2nd H: 13-26 50.0% Game: 44.2%

3-Pt. FG% 1st H: 4-11 36.4% 2nd H: 3- 7 42.9% Game: 38.9%

FThrow % 1st H: 2- 2 100% 2nd H: 6- 8 75.0% Game: 80.0%

Score by Periods	1st	2nd	Total	Attendance: 22,332
Seton Hall	26	35	61	Ties: 4
Louisville	40	39	79	Lead Changes: 4

Purdue. Mahmoud's eight blocks in 22 minutes against Omaha were a career high. He has blocked a shot in 59 career games, including one in his last game at Purdue.

■ **Card File** — Quentin Snider needs seven assists for 300 in his UoFL career ... Deng Adel needs 28 points for 600 in his career ... UoFL limited Purdue to 33.3 percent shooting from the field on Nov. 28, a team that entered the game shooting 52.0 percent and was 16th in the nation in three-point field goal percentage (.440). Purdue made 5-of-23 three-pointers (.217) ... UoFL has connected on less than a third of its shots 45 times since 1986 as it did against Purdue (20-63, .317). The Cardinals are 8-37 in those games ... Louisville is among 16 programs in the nation that have won at least 70 percent of its games over the last 17 years. Louisville has a .746 winning percentage over the last 17 seasons, sixth best in the nation ... Louisville has won its first four games for the ninth consecutive season ... Louisville is No. 20 in the Sagarin Ratings and No. 23 by Ken Pomeroy through Nov. 30. The Cardinals are 10th in the nation in adjusted defensive efficiency by Ken Pomeroy ... Senior forward/center Anas Mahmoud, senior guard Quentin Snider and junior guard/forward Deg Adel were selected as team captains for the Cardinals' 2017-18 season. Snider was also a captain last year.

■ **Last Week of Classes** -- The last day of classes for the 2017 UoFL fall semester is Dec. 4. After a reading day, final exams will be Dec. 6-12. After the semester break, classes will resume for the spring semester on Jan. 8.

### 2017-18 Seton Hall University Pirates Men's Basketball Roster

No.	Name	Yr	Pos	Ht	Wt	Hometown / Previous Schools
0	Khadeen Carrington	Sr.	G	6-4	195	Brooklyn, N.Y. (Bishop Loughlin)
1	Michael Nzei	Jr.	F	6-8	205	Makurdi, Nigeria (Our Savior New American - N.Y.)
2	Jordan Walker	Fr.	G	5-11	155	Port Washington, N.Y. (Patrick School - N.J.)
4	Eron Gordon	So.	G	6-3	200	Indianapolis, Ind. (Cathedral/North Central)
13	Myles Powell	So.	G	6-2	195	Trenton, N.J. (Trenton Catholic)
14	Ismael Sanogo	Sr.	F	6-8	215	Newark, N.J. (Newark East Side)
20	Desi Rodriguez	Sr.	G/F	6-6	220	Bronx, N.Y. (Abraham Lincoln)
21	Shavar Reynolds	Fr.	G	6-2	195	Manchester, N.J. (Manchester Township)
22	Myles Cale	Fr.	G/F	6-5	200	Middletown, Del. (Appoquinimink)
23	Sandro Mamukelashvili	Fr.	F	6-10	230	Tbilisi, Georgia (Montverde Academy - Fla.)
25	Philip Flory	Fr.	G/F	6-5	190	Oshkosh, Wis. (Oshkosh North)
30	Quincy McKnight*	Jr.	G	6-4	180	Bridgeport, Conn. (Sacred Heart)
31	Angel Delgado	Sr.	C	6-10	245	Bajos De Haina, Dominican Republic (Patrick School/N.J.)
35	Romaro Gill	Jr.	C	7-2	245	St. Thomas, Jamaica (Vincennes University)

**Head Coach:** Kevin Willard **Assistant Coaches:** Shaheen Holloway, Fred Hill, Grant Billmeier

## 2017-18 University of Louisville Cardinals Men's Basketball Roster

No.	Name	Pos.	Ht.	Wt.	Yr.	Exp.	Hometown (Previous School)
0	V.J. King	G/F	6-6	190	So.	1L	Cleveland, Ohio (Paul VI Catholic HS)
1	Lance Thomas	F	6-8	220	Fr.	HS	Norcross, Ga. (Norcross HS)
2	Darius Perry	G	6-2	175	Fr.	HS	Powder Springs, Ga. (Wheeler HS)
3	Jo Griffin	G	6-1	175	Fr.	HS	Crestwood, Ky. (South Oldham HS)
4	Quentin Snider	G	6-2	175	Sr.	3L	Louisville, Ky. (Ballard HS)
5	Malik Williams	F/C	6-11	225	Fr.	HS	Ft. Wayne, Ind. (Snider HS)
12	Jacob Redding	G	6-0	165	Fr.	HS	Ft. Wayne, Ind. (Carroll HS)
13	Ray Spalding	F	6-10	225	Jr.	2L	Louisville, Ky. (Trinity HS)
14	Anas Mahmoud	F	7-0	230	Sr.	3L	Cairo, Egypt (West Oaks Academy)
22	Deng Adel	G/F	6-7	200	Jr.	2L	Melbourne, Australia (Victory Rock Prep)
23	Steven Enoch *	C	6-10	240	Jr.	Tr.	Norwalk, Conn. (Univ. of Connecticut)
24	Dwayne Sutton	F	6-5	200	R-So.	Tr.	Louisville, Ky. (UNC Asheville)
30	Ryan McMahon	G	6-0	175	R-So.	1L	Sarasota, Fla. (Cardinal Mooney HS)
33	Jordan Nwora	F	6-7	215	Fr.	HS	Buffalo, N.Y. (Vermont Academy)

**Pronunciation Guide:** Adel (uh-DELL), Anas Mahmoud (AH-nuss mah-MOOD), Enoch (EE-knock), Nwora (WOR-uh; silent N). \*Enoch will sit out the 2017-18 season after transferring from UConn.

### ■ Cards Chosen Fifth in ACC Preseason Poll —

UofL was picked to finish fifth in the Atlantic Coast Conference in 2017-18 in a preseason media poll with Duke as the league favorite. Notre Dame senior forward Bonzie Colson was honored as the preseason Player of the Year while Duke freshman guard Marvin Bagley III was chosen the ACC Preseason Rookie of the Year. Louisville's Quentin Snider and Deng Adel were both on the preseason All-ACC Second Team, ranking among the top 10 players in the league. Louisville finished tied for second last season and fourth in each of its first two years in the ACC. The 65th annual ACC Tournament will be played March 6-10 at the Barclays Center in Brooklyn, N.Y.

■ **Toy Collection Dec. 11** — New toys will be collected and subsequently donated to Norton's Children's Hospital prior to the Cardinals' Dec. 11 men's basketball game against Bryant. New toys for any age or gender will be collected at the entrance of the KFC Yum! Center. A group of the toys will also be provided to the Home of the Innocents and Wesley House. The collection is associated with UofL Athletics' CardsCARE program and Kyle's Korner for Kids, the community outreach established in 2011 by former Cards' forward Kyle Kuric while a UofL student. About 2,000 toys have been donated annually by Cardinal fans at similar collections in previous years.

Kuric, who has been playing professional basketball for the past four seasons and is currently with Zenit St. Petersburg in Russia, helped the Cardinals reach the 2012 Final Four as a senior. For those who wish to contribute a toy to the drive and cannot attend the Dec. 11 game, toys may be dropped at the UofL Athletics offices on the second floor of the Swain Student Activities Center located at 2100 South Floyd Street. Toys will be accepted weekdays between 9 a.m. and 5 p.m. through Dec. 11.

■ **Card File** — Ray Spalding leads the ACC and is 13th nationally in offensive rebounds, average 4.0 per game ... Louisville is one of four schools that have both its men's and women's basketball teams ranked among the nation's top 20 teams (also Duke, Notre Dame and Texas A&M) ... The Cardinals are off to a great start at the free throw line this season, connecting on 79.4 percent of their charity tosses in their first five games (18th in the nation). Freshman guard Darius Perry has made all 18 of his free throws, one of 10 players nationally perfect at the line through Nov. 28 ... Louisville's bench has contributed 33 percent of the Cardinals scoring this season, an average of 25.2 points per game (126 bench points). Freshman Jordan Nwora has scored in double figures off the bench in three of the first five games ... Louisville's 87-78 victory over Omaha was the Cardinals' 138th consecutive win when scoring 85 or more points in regulation, including a perfect 115-0 record over the last 17 years ... UofL is 20th nationally in fewest fouls per game (15.2).

### 2016-17 ACC Preseason Media Poll

1. Duke	9. Georgia Tech
2. North Carolina	10. Syracuse
3. Notre Dame	11. Wake Forest
4. Miami	12. NC State
5. <b>Louisville</b>	13. Clemson
6. Virginia	14. Boston College
7. Virginia Tech	15. Pittsburgh
8. Florida State	

■ **Cardinal Spurts** — Through its first five games this season, Louisville has produced 10 runs of 8-0 or better, including an 8-0 run in the second half at Purdue in its last game. The Cardinals had a season-best 12-0 run against George Mason on Nov. 12. Louisville has forced its opponents into 13 scoring droughts of three minutes or more, including a drought of 3:18 to start the game by Purdue in its last game. UofL's defense produced a season-best 5:59 period of scoreless defense against Southern Illinois on Nov. 21.

■ **Two Out With Injuries** -- Two Cardinals have been sidelined with injuries and both missed the Cardinals' opener against George Mason. Ryan McMahon suffered a broken rib on his left side in a collision during in UofL's first intrasquad scrimmage on Oct. 13. He has been participating in non-contact drills, but has not practiced with the team. Jo Griffin sprained his left ankle in practice on Nov. 6 and returned to limited practice on Nov. 23. Both dressed for the Cardinals' game at Purdue and are nearing a return.

■ **Siena Awaits Next** -- Louisville plays its second of four straight in the KFC Yum! Center as the Cardinals face the Siena Saints on Wednesday (Dec. 6, 7 p.m., ESPN2). Siena has won four of its first six games this season, including an 75-55 victory over St. Bonaventure on Nov. 29 to win its second straight Franciscan Cup. The Saints will face Robert Morris on Dec. 2 prior to playing the Cardinals.

Siena is No. 241 in the Sagarin Ratings and No. 275 by Ken Pomeroy through Nov. 29. The Saints posted a 17-17 record in 2016-17, finished third in the Metro Atlantic Athletic Conference and reached the MAAC Championship game for the first time in seven years. Siena is averaging 89 points over its last three games and is shooting 48.8 percent from the field on the season. A preseason All-MAAC second team pick, junior 6-5 guard Nico Clareth leads the Saints, averaging 17.8 points per game.

Louisville has split its two previous meetings with Siena. Siena handed Louisville its first loss of the 1953 season when it won 78-71 on Dec. 10, 1953 at the Albany (N.Y.) Armory as Siena made an incredible 44-of-68 free throws in the game. Louisville would go on to a 22-7 record that season. The Cardinals won the last matchup 79-72 in the NCAA Midwest Region Second Round in Dayton, Ohio (3-22-09) as Terrence Williams led UofL with 24 points, 15 rebounds and four assists.

### Louisville Career Double-Doubles

#### Ray Spalding (4)

St. Francis (H)	11/24/17	19 pts., 13 reb.
Omaha (H)	11/17/17	19 pts., 11 reb.
Syracuse (H)	2/26/17	18 pts., 11 reb.
North Florida (H)	11/21/15	18 pts., 12 reb.

#### Deng Adel (1)

Southern Illinois (H)	12/10/16	12 pts., 12 reb.
-----------------------	----------	------------------

#### Anas Mahoud (1)

Duke (H)	1/14/17	17 pts., 11 reb.
----------	---------	------------------

### Louisville in NCAA Statistics

Nat'l. (through Nov. 28)

Rank	Category	Stat
4	Blocked Shots per game	7.4
9	FG Percentage Defense	.357
18	Free Throw Percentage	.794
20	Defensive Rebounds/game	30.8
20	Personal Fouls per game	15.2
28	Rebounds per game	42.4
47	Scoring Defense	63.8
48	Three Point FG Defense	29.4
73	Scoring Margin	+13.0
87	Rebound Margin	+5.2
89	Turnovers per game	12.4



■ **Impressive Academic Performance** -- While the University of Louisville men's basketball team has performed well on the court, the Cardinals have excelled in the classroom as well. The team produced a collective 3.13 grade point average for 2016-17, just below its record 3.40 GPA from the 2013-14 season. Louisville has received an NCAA Public Recognition Award each of the last five years for ranking among the top 10 percent in men's basketball in the Academic Progress Rate, which measures academic eligibility, retention and graduation for student-athletes. The Cardinals had a perfect 1000 APR score for the last four years. Louisville is one of only two schools in the nation to have perfect men's basketball multi-year APR scores each of the past four years. Over the four-year period of the most recent multiyear APR report from 2012-16, Louisville's academic success has come while the men's basketball team won a combined 116 games, capturing the 2013 NCAA championship, and reaching the NCAA Sweet 16 on three occasions.

UofL had a collective 3.18 GPA for the 2016 fall semester and 11 of 15 Cardinals earned a 3.0 or better, including six with a 3.4 or higher GPA. The men's basketball team has had a collective 3.0 GPA for 18 consecutive semesters. Louisville placed a league-high six individuals on the 27-member 2017 ACC All-Academic Team, and placed a conference-best seven on the team each of the previous two seasons. Prior to entering the ACC, UofL's men's basketball team earned four straight league Team Academic Excellence Awards, recognizing the highest collective grade-point averages in each of the conference sports (2014 American Athletic Conference, 2011-13 Big East).

■ **Cards Have 15 Straight 20-Win Seasons** — Louisville is one of four Division I schools in the nation which has won 20 or more games in each of the past 15 seasons. Reaching 20 victories during the 2016-17 season and extending their streaks are Kansas (28), Duke (21), Gonzaga (19) and Louisville (15). UofL has won at least 19 games in 43 of the last 47 years.

■ **Top 25 Consistency** -- Louisville is one of just three schools that have been ranked in the final Associated Press poll in each of the past seven years (also Kansas, 17 years; Duke, 10 years). Louisville has appeared in seven consecutive final AP polls from 2011-17, matching the longest streak in school history (also attained from 1977-83). Louisville was one of only three schools in the nation in 2016-17 with its football and men's and women's basketball programs all ranked among the Associated Press' final top 25 teams (men's basketball - 10th AP, 14th USA Today; women's basketball - 13th AP, 12th USA Today; football - 21st AP, 22nd USA Today).

■ **Radio Poder Will Broadcast Six** — Six UofL home men's basketball games will be broadcast this season in Spanish on Radio Poder (Radio Poder (pronounced po-DARE; 1570 AM/101.9 FM in Louisville; 1600 AM/94.1 FM in Shelbyville/Eminence; 1250 AM in Lexington). The remaining four games include: Dec. 6 vs. Siena, Dec. 20 vs. Albany, Jan. 27 vs. Wake Forest, Feb. 8 vs. Georgia Tech. Carlos Lucio and Elvis Martinez call the action for the broadcasts in UofL's effort to reach out to the Hispanic community for the last 12 years. All of UofL's home football games over the last 12 years have also been broadcast in Spanish.

■ **Cards vs. Non-Conference Foes** -- Louisville has won 58 of its last 59 non-conference games at home in the KFC Yum! Center, spanning the last eight seasons. The Cardinals won 35 straight over non-conference opponents between falling to Kentucky on Dec. 27, 2014 and its previous home non-conference loss on Dec. 31, 2010 to Kentucky. The only other non-conference loss UofL has suffered in the KFC Yum! Center was a 52-46 setback at the hands of Drexel on Dec. 14, 2010. In its eighth season in the spectacular KFC Yum! Center, Louisville has an overall 119-15 record in home games, including a 66-3 record against non-conference opponents. The Cardinals have won their last 22 home games against non-conference opponents. UofL has won 46 consecutive home games in November spanning the last 67 years, including a perfect 33-0 record in the KFC Yum! Center.

■ **21 Sweet 16s for Cards** — Louisville advanced to its 21st NCAA Sweet 16 in 2014-15, its fourth straight. Only four teams have had more Sweet 16 appearances than Louisville's 21 since the NCAA began Sweet 16 records in 1975 (North Carolina 28, Duke 25, Kentucky 25, Kansas 22). The Cardinals have won seven of their last eight regional semifinal games. Louisville has been to at least the Sweet 16 in seven of the last 13 years. Louisville's NCAA Sweet 16 teams: 1975, 1978, 1979, 1980, 1982, 1983, 1984, 1986, 1988, 1989, 1993, 1994, 1996, 1997, 2005, 2008, 2009, 2012, 2013, 2014, 2015. Louisville is one of eight teams that have reached the NCAA Tournament Sweet 16 in four of the last six years for the period from 2012-2017 (also Arizona, Florida, Kansas, Kentucky, Michigan State, North Carolina and Wisconsin).

■ **Cardinals Have Reached 14 Elite Eights** -- Louisville has reached the NCAA Elite Eight on 14 occasions, including five of the last 10 years. Louisville's 14 Elite Eight appearances rank sixth nationally. The NCAA recognizes Elite Eight records since 1951, the first year that all teams in the tournament would be required to win at least one game to advance to the Elite Eight. The Cardinals have a 10-4 record in regional championship games, winning two of their last three. (UofL years in Elite Eight: 1959, 1972, 1975, 1980, 1982, 1983, 1986, 1997, 2005, 2008, 2009, 2012, 2013, 2015).

NCAA Sweet 16 Appearances (since 1975)	
North Carolina.	28
Duke.....	25
Kentucky .....	25
Kansas .....	22
Louisville.....	21

NCAA Elite Eight Appearances (since 1951)	
Kentucky .....	33
North Carolina.	26
Kansas .....	21
Duke.....	20
UCLA.....	20
Louisville.....	14
Michigan State	13

## ATLANTIC COAST CONFERENCE

(ACC standings through Nov. 30)

School	ACC	Overall	Streak
Duke.....	0-0	9-0	W 9
Virginia.....	0-0	7-0	W 7
Syracuse.....	0-0	6-0	W 6
Florida State.....	0-0	6-0	W 6
Miami.....	0-0	6-0	W 6
Notre Dame.....	0-0	6-1	L 1
Clemson.....	0-0	6-1	W 2
North Carolina.....	0-0	6-1	W 1
Virginia Tech.....	0-0	6-1	W 4
<b>Louisville.....</b>	<b>0-0</b>	<b>4-1</b>	<b>L 1</b>
Georgia Tech.....	0-0	4-1	W 4
NC State.....	0-0	6-2	W 1
Pittsburgh.....	0-0	3-4	W 2
Wake Forest.....	0-0	3-4	W 2
Boston College.....	0-0	5-3	L 2

### Upcoming ACC Games

#### Friday, December 1

North Carolina at Davidson - ESPN2	8:00
Duquesne vs. Pittsburgh	7:00
PPG Paints Arena, Pittsburgh, Pa.	
Grambling at Georgia Tech - ACCNE	7:30
Ramblin' Wreck Showcase	

#### Saturday, December 2

South Carolina State at NC State	Noon
Lehigh at Virginia - ACCNE	Noon
Virginia Tech at Ole Miss - SECN+	2:00
South Dakota at Duke - ESPN2	3:30
Richmond at Wake Forest - RSN	4:00
Kansas vs. Syracuse - ESPN	5:30
Hoophall Miami Invitational, Miami, Fla.	
Boston College at Hartford	7:00
Princeton vs. Miami - ESPNU	8:00
Hoophall Miami Invitational, Miami, Fla.	

#### Sunday, December 3

Tulane at North Carolina - ESPN2	2:00
St. Francis, N.Y. at Notre Dame - ACCNE	2:00
UNC-Asheville at Clemson	3:00
Seton Hall at Louisville - ESPN2	4:00
Tennessee at Georgia Tech - ESPNU	6:00

### Louisville in ACC Statistics

Team Statistics	Stat	Rank
Scoring Offense	76.8	10
Scoring Defense	63.8	6
Scoring Margin	+13.0	10
FT Percentage	.794	2
FG Percentage	.435	14
FG Pct. Defense	.357	3
3-Pt. Percentage	.333	11
3-Pt. Percentage Defense	.294	4
Rebounding Margin	+5.2	8
Blocked Shots	7.4	1
Assists	13.6	10
Steals	6.6	9
Turnover Margin	+1.8	8
Assists-Turnover Ratio	1.10	12
3FG Made	7.0	9

#### Scoring

7. Deng Adel	16.6
--------------	------

#### Rebounding

6. Ray Spalding	9.2
-----------------	-----

12. Anas Mahmoud	7.8
------------------	-----

#### Free Throw Percentage

1. Darius Perry	1.000
-----------------	-------

#### Blocked Shots

1. Anas Mahmoud	3.20
-----------------	------

8. Ray Spalding	1.80
-----------------	------

#### Assists

10. Quentin Snider	4.4
--------------------	-----

#### Offensive Rebounds

1. Ray Spalding	4.00
-----------------	------

#### Assists-Turnovers Ratio

7. Quentin Snider	2.44
-------------------	------

#### Minutes Played

4. Deng Adel	34.4
--------------	------

8. Quentin Snider	33.4
-------------------	------

■ **Seven NBA Draft Picks in Last Five Years** -- Donovan Mitchell, a sophomore guard for UofL last season, was selected by the Denver Nuggets with the 13th pick overall in the 2017 NBA Draft first round. He was subsequently traded to the Utah Jazz, where he will play as a rookie in 2017-18. Mitchell's UofL teammate, senior center Mangok Mathiang, was undrafted after starting for the Cardinals in 2016-17, but signed a free agent contract with the Charlotte Hornets and made the team's opening day roster.

Louisville has produced 24 first-round NBA Draft choices, including 11 in the top ten and five among the top three picks (Pervis Ellison first in 1989; Wes Unseld second in 1968; Darrell Griffith second in 1980; Charlie Tyra second in 1957; Rodney McCray third in 1983).

A total of 72 former Louisville players have been selected in the NBA Draft, including seven in the last five years. In addition to Mitchell, those recent picks include Chinanu Onuaku (2016, 2nd round, 37th overall selection, Houston Rockets), Terry Rozier (2015, 1st round, 16th, Boston Celtics), Montrezl Harrell (2015, 2nd, 32nd, Houston Rockets), Russ Smith (2nd, 47th, Philadelphia 76ers), Gorgui Dieng (2013, 1st, 21st, Utah Jazz) and Peyton Siva (2013, 2nd, 56th, Detroit Pistons). Louisville is the only school in the nation to have players drafted in both the last four NFL drafts and the last four NBA drafts.

■ **Cards Continue Productive Defense** — Recent Louisville teams have been known for their defensive intensity and the Cardinals look to continue to follow in that tradition. Louisville was eighth in the nation in Ken Pomeroy's adjusted defensive efficiency stats in 2016-17. The Cardinals were 20th in the nation in field goal percentage defense (.401), 10th in blocked shots (5.4 per game), 33rd in three-point field goal defense (.316), 37th in turnover margin (+2.7), 21st in rebounds per game (39.5), 13th in offensive rebounds per game (13.4), 15th in scoring margin (+11.3), 41st in scoring defense (66.0 ppg) and 23rd in rebound margin (+6.0). Ten of the Cards' 34 opponents scored 60 or fewer points.

Louisville has ranked among the nation's top 40 in field goal percentage defense in 12 of the past 14 years, including the 2016-17 percentage of .401, which was 19th in the nation. Over the last two years, UofL held 30 opponents under 40 percent shooting from the field, 21 under 36 percent and 10 under 32 percent. Twelve Louisville opponents last season shot below 36 percent from the field and five shot below 32 percent.

■ **Statistical Trends** — UofL is 183-10 over the last 17 seasons when scoring 80 or more points (3-0 this year, 11-1 last year, 10-0 in 2015-16, 11-0 in 2014-15) ... Over the past 17 years, Louisville is 137-6 when shooting 50 percent or better from the field (7-0 last year, 14-0 in 2015-16, 8-0 in 2014-15) ... UofL is 333-50 when holding its opponent below 70 points over the past 17 years (2-1 this season, 18-2 in 2016-17, 19-1 in 2015-16, 24-4 in 2014-15, 27-1 in 2013-14).

■ **Cards Sixth All-Time in the Polls** — Louisville has been ranked in the Associated Press poll on 624 occasions, sixth most all-time. The Cardinals have been ranked in the last 35 straight AP polls and 96 of the last 99. UofL has been among the top ten on 289 occasions, including 10 times last season. Until the first three polls of 2014-15, the last time UofL had not been in the poll was March 5, 2012 -- a year in which UofL advanced to the Final Four. UofL has been ranked among the nation's top 15 in the preseason poll five of the last six years (16th this year, 13th last year, unranked in 2015-16, eighth in 2014-15, third in 2013-14, second in 2012-13, ninth in 2011-12).

■ **Success vs. Top 25 Foes** -- Louisville has won 37 of its last 70 against AP ranked opponents, falling to No. 23 Michigan on March 19 in its last Top 25 matchup. UofL has a 54-46 record against Top 25 teams over the last 10 years (5-8 in 2016-17, 3-5 in 2015-16, 4-7 in 2014-15, 5-5 in 2013-14, 9-3 in 2012-13). UofL has been victorious eight of the last 18 times it has faced an AP top-five foe. UofL has won 20 of its last 41 games when facing Top 10 teams, spanning the last 10 years.

■ **Challenging Schedule** — Louisville will face another challenging schedule, playing 21 of 31 regular season games against teams that participated in postseason competition last season, including 14 from the 2017 NCAA Tournament. The Cardinals have played a schedule ranked among the top 16 toughest by the ratings percentage index in eight of the past 10 seasons, including the nation's third-toughest schedule by the RPI last season. Fourteen games this season will come against teams ranked in the USA Today preseason poll or among those receiving votes (1 Duke, 4 Kentucky, 9 North Carolina, 12 Miami, 14 Notre Dame, 21 Purdue, 23 Seton Hall; also receiving votes: Virginia twice, Virginia Tech twice, Georgia Tech, Florida State twice). UofL will play 22 games against teams that won at least 18 games last season, including 15 that won more than 20. Last season, Louisville played 21 games against teams that reached the 2017 postseason (16 NCAA, 5 NIT).

■ **Guide Online** — The UofL Men's Basketball Guide is available online at GoCards.com, specifically at <http://gocards.com/sports/2017/10/20/2017-18-mens-basketball-media-guide.aspx>.

#### UofL National Ranking in Field Goal Percentage Defense

2002-03	31st
2003-04	2nd
2004-05	8th
2005-06	49th
2006-07	25th
2007-08	8th
2008-09	22nd
2009-10	161st
2010-11	12th
2011-12	6th
2012-13	37th
2013-14	20th
2014-15	23rd
2015-16	9th
2016-17	20th

#### Louisville has won ...

... 49 of its last 67 post-season tournament games over the last 13 years (including conference, NCAA and NIT since 2005). Louisville is 26-6 in the postseason over the last seven years.

... 27 of its last 36 games in the NCAA Tournament (since 2005), advancing to the final eight teams five times in the last 11 years (2008, 2009, 2012, 2013, 2015).

... 175 games over the last seven years, the seventh-most wins in the nation in that stretch. Louisville is one of just three teams to win at least 30 games in three of the last six seasons entering the 2016-17 season (also Kentucky, Wichita State), winning a school-record 35 victories during the Cardinals' 2012-13 NCAA Championship season.

... 20 games for the 15th straight season in 2016-17, a feat accomplished by only four schools.

... 12 ACC regular season games in each of the last three seasons. UofL, which tied for second in the 2016-17 ACC standings, is the only school to finish among the top four in the ACC in all three years the Cardinals have been in the league. Louisville has won at least 10 league games for 10 straight seasons. UofL has finished in the top three in its conference seven of the last 11 years. Louisville has won its conference championship or finished second in its league in 27 of the last 41 years, including six of the last 11 years.

#### '17-18 NATIONAL RANKINGS

##### Associated Press (Nov. 27)

1	Duke
2	Kansas
3	Michigan State
4	Villanova
5	Notre Dame
6	Florida
7	Kentucky
8	Wichita State
9	Texas A&M
10	Miami
11	Cincinnati
12	Minnesota
13	North Carolina
14	USC
15	Gonzaga
16	Baylor
17	Louisville
18	Virginia
19	West Virginia
20	Arizona State
21	Xavier
22	Texas Tech
23	TCU
24	Alabama
25	Creighton

##### USA Today (Nov. 27)

1	Duke
2	Kansas
3	Michigan State
4	Villanova
5	Notre Dame
6	Florida
7	Kentucky
8	Wichita State
9	Cincinnati
10	Texas A&M
11	North Carolina
12	Minnesota
13	Miami
14	Gonzaga
15	Virginia
16	Baylor
17	Louisville
18	USC
19	West Virginia
20	Xavier
21	Arizona State
22	Texas Tech
23	Creighton
24	Seton Hall
25	UCLA

#### Louisville in the Polls

Date	AP	USAT
preseason	16	16
Nov. 13	18	16

Date	AP	USAT
Nov. 20	19	18
Nov. 27	17	17

**INTERIM HEAD COACH DAVID PADGETT**

David Padgett, a member of the UofL basketball staff for the last three years and a former three-year starter at center for the Cardinals, was named interim head men's basketball coach at UofL on Sept. 29, 2017.



Padgett was UofL's director of basketball operations for two seasons (2014-16) before his move to an assistant coaching position in 2016. He is just the third head coach for the Cardinals in the last 46 years, following Rick Pitino (2001-17) and Denny Crum (1971-2001).

In his three seasons on the UofL staff, the Cardinals have produced a collective 75-26 record (.743), finished among the top four teams in the ACC in each year, and UofL reached the NCAA Elite Eight in 2015. Last year, UofL posted a 25-9 record, tied for second in the ACC and earned a No. 10 ranking in the final Associated Press poll. He helped the Cardinals assemble a top ten recruiting class in 2017, as UofL's class was ranked seventh in the nation by ESPN and Rivals and 247Sports, while the Cardinals were 10th by Scout.com.

Before joining the UofL staff, Padgett spent three years as an assistant coach at IUPUI from 2011-14. He served a year as assistant strength coach with the Cardinals as UofL posted a 25-10 mark, beat seven ranked teams and reached the title game of the Big East Championship.

Padgett played professional basketball for UB LaPalma in the Canary Islands for two years following his graduation from UofL. He had reached the final preseason cut of the Miami Heat before his playing career in Spain.

A three-year starter and captain at center for the Cardinals (2005-08), Padgett was a unanimous first-team All-Big East Conference selection as a senior and also earned USBWA All-District IV honors. He averaged a team-leading 11.2 points and grabbed 4.8 rebounds his senior year in 2007-08 when UofL reached the NCAA Elite Eight.

Padgett ranks second in career field goal percentage at U of L, hitting 61.3 percent of his shots (332-542). His .667 field goal percentage as a senior was the second best ever at UofL. He set a Big East Conference field goal percentage record for league games as a senior, hitting 68.3 percent of his shots in the 18 games (86-of-126). He was a second team All-Big East pick as a junior.

A McDonald's All-American in high school in Reno, Nev., Padgett played his freshman collegiate season at Kansas before transferring to Louisville. Padgett's basketball bloodlines run deep as his father played at the University of Nevada and his uncle played at New Mexico. His grandfather Jim played for Oregon State and his sister played for the University of San Diego.

Padgett and his wife, Megan, have two sons: Nolan, born in August 2013; and Gavin, born in May 2016.

■ **Third Coach in 47 Years** -- David Padgett is just the third head coach for the Cardinals in the last 47 years, following Rick Pitino (2001-17) and Denny Crum (1971-2001).

■ **Padgett Third-Youngest Coach** -- David Padgett, 32, is the third-youngest head coach in NCAA Division I and the youngest among Power 5 schools (birthdate is Feb. 13, 1985). Morehead State coach Preston Spradlin is the youngest (30, birthdate is Dec. 30, 1986) and Maurice Joseph of George Washington is the second-youngest (32, Aug. 26, 1985).

■ **Past UofL Coaches Have Had Successful Starts** -- Each of the last four Louisville coaches had successful seasons in their first season with the Cardinals. The best first-year start by a UofL coach was Denny Crum, who inheriting a senior-laden team and guided the Cardinals to a 26-5 record and the NCAA Final Four in his first season in 1971-72.

**Last 4 Louisville Coaches First Seasons**

Coach	First Yr.	Result
Bernard "Peck"		
Hickman	1944-45	16-3
John Dromo	1967-68	21-7, NCAA
Denny Crum	1971-72	26-5, NCAA Final Four
Rick Pitino	2001-02	19-13, NIT

■ **Padgett Played in 3 NAAs** -- UofL Interim Head Coach David Padgett participated in three NCAA Tournaments as a player, reaching the regional finals twice (7-3 NCAA Tournament record as a player). As a freshman at Kansas, the Jayhawks beat Illinois-Chicago, Pacific and UAB before falling to Georgia Tech in the St. Louis Region championship. As a junior at UofL, the Cardinals beat Stanford before losing to Texas A&M in the NCAA Second Round. UofL beat Boise State, Oklahoma and No. 2 seed Tennessee his senior year in 2008 before falling to North Carolina in the NCAA South Region Championship. UofL reached the NIT national semifinals in 2006 when Padgett was on the sidelines from knee surgery as a sophomore.

■ **12 Former UofL Assistants Are Head Coaches** -- A dozen former Louisville assistant coaches are active head coaches. In addition to Louisville's own David Padgett, the list includes Mike Balado at Arkansas State, Mick Cronin at Cincinnati; Scott Davenport at Bellarmine (NCAA Division II); Kevin Keatts at NC State, Wyking Jones at California, Steve Masiello at Manhattan; Marvin Menzies at UNLV; Richard Pitino at Minnesota, Kareem Richardson at Missouri-Kansas City, Reggie Theus at Cal State Northridge, and Kevin Willard at Seton Hall. Seven have guided their teams to NCAA Tournament appearances over the last four years (since 2014; Cronin, Keatts, Masiello, Menzies, Pitino, Theus, and Willard). Eastern Kentucky coach Dan McHale was a program assistant for two seasons at Louisville and was director of video operations for two additional years. Padgett either played at UofL, or was on the same basketball staff, while eight of them were at Louisville (all but Cronin, Davenport and Richardson).

■ **First Year Coaches** -- David Padgett is one of 25 first-year Division I head coaches this season and one of just four at schools in Power 5 conferences (also Oklahoma State's Mike Boynton, Washington's Mike Hopkins and California's Wyking Jones). Five of those first-year coaches had been a head coach previously at a Division II school, a junior college or for a women's team. Padgett is the 20th head coach in Louisville's 104-year men's basketball history and the sixth in the past 73 years.

■ **Snider, Adel Candidates for National Awards** -- UofL guard Quentin Snider is among 20 watch list members for the 2018 Bob Cousy Point Guard of the Year Award, while forward Deng Adel is among the 20-player watch list for the 2018 Julius Erving Small Forward of the Year Award. The annual Cousy Award is in its fifteenth year while the Erving Award is in its fourth year being presented by the the Naismith Memorial Basketball Hall of Fame.

In his second year as a team captain, Snider is the Cardinals' top returning scorer (12.4 ppg) for the third consecutive season. He enters his senior year needing 216 points to become the Cardinals' 68th career 1,000-point scorer. An All-ACC Academic Men's Basketball team selection for three years, the 6-2 guard from Louisville was second in the ACC in assists-to-turnovers ratio (2.74; 22nd in the NCAA). Snider was eighth in the ACC in assists (4.1) last season and hit 30-of-63 three-pointers in his 11 ACC games (.476). Snider is one of five ACC representatives on the watch list for the Cousy Award, joined by Duke's Trevon Duval, North Carolina's Joel Berry II, Notre Dame's Matt Farrell, and Wake Forest's Bryant Crawford.

Adel was the Cardinals' primary starter at small forward as a sophomore when he averaged 12.1 points, 4.5 assists, and made 44 3-point goals. An All-ACC Academic Men's Basketball team selection each of the last two years, Adel scored in double digits in 22 games. The 6-foot-7 forward from Melbourne, Australia, was the Cards' scoring leader over the last six games of the season, averaging 16.3 points, shooting 54 percent from the field (35-of-65), and scoring at least 16 points in five of the six. Adel, Duke's Gary Trent, Jr. and Miami's Bruce Brown, Jr. are the only three ACC representatives on the watch list for the Erving Award.

For both awards, a national committee comprised of top college basketball personnel determined the watch lists. By mid-February, the watch list of players for the awards will be narrowed to 10. In March, five finalists will be presented to Cousy, Erving and the Hall of Fame's selection committee. The award winners will be presented at the ESPN College Basketball Awards Show presented by Wendy's in Los Angeles on April 6, 2018. More information on both awards may be obtained online at [www.HoophallAwards.com](http://www.HoophallAwards.com).



■ **Anniversary Year for Final Four, National Championship teams** — The 2017-18 season will mark notable anniversaries for two great Louisville teams. It is the 70th anniversary for UofL's 1948 NAIB National Championship, the forerunner to what is now the NAIA. Bernard "Peck" Hickman's Louisville team beat a John Wooden coached Indiana State team 82-70 in the title game played in Kansas City. The Cardinals posted a 29-6 record that season and were led by junior center Jack Coleman (12.1 ppg), who scored 1,114 points in his three seasons at UofL. Louisville is the only school in the nation to have won national championships in the NCAA, NIT and NAIB (now NAIA).

This season also marks the 35th anniversary of the Cardinals' 1982-83 NCAA Final Four team, which posted a 32-4 record, won the Metro Conference title with a perfect 12-0 mark, and won its last 16 straight games before falling to Houston in the NCAA national semifinals. Guided by Hall of Fame Coach Denny Crum, the team is also well-known for winning the first "Dream Game" matchup with Kentucky in the Mideast Region Championship, an 80-68 overtime thriller in which regional MVP Lancaster Gordon scored 24 points and collected four steals to lead the Cardinals. Gordon is the No. 15 all-time scorer at UofL (1,614 pts.) and is fourth in career steals (192). Guard Milt Wagner was the leading scorer (14.4 ppg) and is the Cards' No. 6 all-time scorer (1,836 pts.). Rodney McCray, one of only five Cardinals with both 1,000 career points (1,247) and rebounds (1,029), earned Metro Conference Player of the Year honors in 1983. His brother Scooter McCray, whose tip-in at the buzzer beat Arkansas in the NCAA regional semifinal, started at the other forward position. Rounding out the starting five was center Charles Jones, the team's leader in blocked shots and a future 1,000 point career scorer (1,124).

■ **Louisville Top College Basketball Market** -- Louisville is consistently the highest-rated television market for college basketball on ESPN. Louisville has been the top market each of the last 15 years and every year since ESPN began tracking the data. Louisville's average 5.5 rating for the 2016-17 season was up 12 percent. Louisville more than doubled second-place Raleigh-Durham, which averaged a 2.4 rating. The remaining top 10 was Kansas City (2.3), Indianapolis (2.1), Greensboro-High Point (2.0), Cincinnati (1.8), Nashville (1.6), Greenville (1.6), Nashville (1.5) and Charlotte (1.5). The Cardinals' NCAA Sweet 16 game against Kentucky in 2014 drew a 51.5 rating and 73 share, making it the second highest-rated event in Louisville television history. Louisville's 2013 NCAA Championship game against Michigan is the top-rated television event all-time in the Louisville market. Louisville was the No. 11 ESPN/ABC market for college football in 2016 with a 3.5 average rating.

■ **Six of Last Seven NCAA Champions Have Played in Louisville** - The eventual national champion has played in Louisville's home arena, the KFC Yum! Center, in six of the arena's seven seasons in existence. Louisville faced eventual champions Connecticut (2011, 2014) and Duke (2015) in home games, Kentucky won a pair of games in the 2012 second and third rounds in the KFC Yum! Center, 2016 Champion Villanova won the NCAA South Regional in Louisville, and UofL won the 2013 itself. UofL played 2017 NCAA Champion North Carolina, but it was in Chapel Hill.

## Cardinals in the NCAA Tournament

■ Louisville made its 42nd NCAA Tournament appearance in 2017. The Cardinals have reached the NCAA Tournament 33 of the last 41 years (10 of the last 11, 13 of the last 15, 15 of the last 19 years, 21 of last 26). The Cards have reached the Sweet 16 on 21 occasions and have advanced to the Elite Eight four of the last seven seasons. Louisville is sixth in tournament victories (76) and is fifth in NCAA Tournament appearances (42). UofL has a 76-43 overall NCAA Tournament record, reaching the Final Four 10 times. Louisville did not participate in the 2016 NCAA Tournament due to a self-imposed postseason ban

■ Only four teams -- Kentucky (57), North Carolina (48), UCLA (47), and Kansas (46) -- have more NCAA Tournament appearances than Louisville's 42.

■ Only four teams have been to more Sweet 16 appearances than Louisville's 21 since the NCAA began Sweet 16 records in 1975 (North Carolina 28, Kentucky 25, Duke 25, Kansas 22, Louisville 21).

■ Last year, Louisville played 16 games -- half of its regular season games -- against teams in the 2017 NCAA Tournament, compiling an 8-8 mark against those 14 foes (defeated Duke, Kentucky, Miami, Notre Dame, Purdue, Texas Southern, Virginia Tech and Wichita State; lost to Duke, Baylor, Florida State, North Carolina, Notre Dame, Virginia twice and Wake Forest). All nine of the Cardinals' losses last season came to teams which participated in the 2017 NCAA field.

■ The ACC's nine representatives in 2017 was a league record, the most from any league in last year and tied for the second-most ever by any conference. ACC teams received seven bids to the 2016 NCAA Tournament, with an NCAA record six teams reaching the Sweet 16.

■ The NCAA Champion has come from UofL's conference in five of the last seven years, more than any other team in that period (2011-2017), including the most recent 2017 champion / ACC member North Carolina.

## UofL Radio Network Affiliates

<b>WHAS</b>	840 AM	Louisville, Ky.
<i>(Flagship Station)</i>		
<b>WKRD</b>	790 AM	Louisville, Ky.
<b>WCKY</b>	1530 AM	Cincinnati, Ohio
<b>WLKT</b>	103.9 FM	Lexington, Ky.
<b>WWXL</b>	1450 AM	Manchester, Ky.
<b>WSFC</b>	1240 AM	Somerset, Ky.
<b>WYMC</b>	1430 AM	Mayfield, Ky.
<b>WQXQ</b>	101.9 FM	Owensboro, Ky.
<b>WPAD</b>	1560 AM	Paducah, Ky.
<b>WCCK</b>	95.7 FM	Calvert City, Ky.

## Sirius XM Satellite Radio (channels vary)

The radio broadcast is also available for a fee through GoCards.com and CardsMobile, the Cards' official Android/iPhone app. Broadcasts are also available by listening to one of the above stations through the iHeart Radio app.



## ■ Eighth Season in KFC Yum! Center

-- This is Louisville's eighth season in the spectacular KFC Yum! Center, located on the banks of the Ohio River in downtown Louisville. The 22,000-seat multi-purpose arena was built at a cost of \$238 million and includes 71 luxury suites, 62 four- or six-seat premium boxes, over 2,000 side-court club seats and four party suites with a seating capacity of 32 each.

UofL's men's and women's teams have permanent locker rooms. There are five additional team locker rooms, two officials locker rooms, five star dressing rooms, a full-function media work room and a full-sized basketball practice court on the event level. The seven levels of the arena (including the upper catwalk) include a collective 721,762 square feet, or roughly the area of 13 football fields.

After passing through the one and a half acre landscaped entry plaza that features a basketball-themed fountain, entering fans can visit the 2,500-square foot UofL adidas store or head to their seats using one of the eight escalators or seven elevators within the building.

Lounge space is abundant within the arena. Four spacious donor rooms are available for Cardinal fans, including three that overlook the Ohio River. The 7,000-square foot main concourse restaurant overlooks the river and a main concourse sports bar has views directly into the arena bowl. Two 4,000-square foot club lounges on the event level, as well as the terrace club and premium box lounges, provide amenities for their respective patrons. The KFC Yum! Center served as the site for the NCAA Men's Basketball Tournament second and third rounds in 2012 and 2015, the NCAA South Regional in 2016 and was the site for the 2012 NCAA Women's Volleyball Championship.

## All-Time NCAA Final Four Appearances

North Carolina.....	20
UCLA.....	17
Kentucky.....	17
Duke.....	16
Kansas.....	14
Ohio State.....	11
<b>Louisville.....</b>	<b>10</b>
Michigan State.....	9
Indiana.....	8

## UofL in the NCAA Tournament

NCAA Tournament Appearances.....	42
<i>(33 of the last 41 years; 21 of last 26)</i>	
All-Time NCAA Tourn. Record.....	76-43
Sweet 16 Appearances.....	21
Final Four Appearances.....	10
NCAA Championships.....	3

**Last time an individual had ...**

	<b>For Louisville</b>	<b>For A Louisville Opponent</b>
<b>30 or more points</b>	31 by Wayne Blackshear vs. CSUN (12/23/14)	43 by Jamel Artis, Pittsburgh (1/11/17)
<b>35 or more points</b>	42 by Russ Smith vs. Houston (3/14/14)	43 by Jamel Artis, Pittsburgh (1/11/17)
<b>20 points in a half</b>	21 by Donovan Mitchell vs. NC State, 1H (1/29/17)	32 by Jamel Artis, Pittsburgh, 2nd half (1/11/17)
<b>15 or more rebounds</b>	15 by Chinanu Onuaku vs. Syracuse (2/17/16)	26 by Derrick Griffin, Texas Southern (12/10/16)
<b>20 or more rebounds</b>	23 by Ellis Myles vs. Tennessee St. (12/1/01)	26 by Derrick Griffin, Texas Southern (12/10/16)
<b>A four-point play</b>	Deng Adel vs. Miami (2/11/17)	Demetrius Jackson, Notre Dame (2/13/16)
<b>12 made free throws</b>	12 by Russ Smith vs. UConn, 15 att. (1/18/14)	13 by Seth Allen, Virginia Tech (1/27/16)
<b>7 made three-point goals</b>	7 by Preston Knowles vs. Syracuse (2/12/11)	7 by Jamel Artis, Pittsburgh in 13 attempts (1/11/17)
<b>10 or more assists</b>	11 by Chris Jones vs. Virginia Tech (1/13/15)	10 by Elfrid Payton, Louisiana Lafayette (12/7/13)
<b>5 or more blocked shots</b>	5 by Ray Spalding vs. St. Francis (11/24/17)	5 by Isaiah Wilkins, Virginia (2/6/17)
<b>5 or more steals</b>	5 by Donovan Mitchell vs. Notre Dame (1/4/17)	5 by Armon Fletcher, Southern Illinois (12/7/16)

**The Last Time a Team ...**

	<b>Louisville</b>	<b>Opponent</b>
<b>Scored 100 points</b>	106-51 win over Pittsburgh (1/24/17)	101-104 5OT loss to Notre Dame (2/9/13)
<b>Scored less than 50 points</b>	63-47 loss vs. Virginia (1/30/16)	84-42 victory over Southern Illinois (11/21/17)
<b>Scored 60 points in a half</b>	61 vs. Grand Canyon; 1st H of 111-63 win (12/5/15)	60 by Tulane; 2nd H of 109-96 win (1/18/90)
<b>Scored under 20 points in a half</b>	14 vs. Virginia; 1H of 63-47 loss (1/30/16)	18 by Southern Illinois 1H, 84-42 UL win (11/21/17)
<b>Had a +20 Rebound Margin</b>	22 (48-26) vs. Pittsburgh (1/24/17)	26 (57-31) by Kentucky (12/31/11)
<b>Grabbed 60 or more rebounds</b>	60 vs. Jacksonville State (11/17/14)	60 by George Mason (1/4/94)
<b>Grabbed less than 25 rebounds</b>	19 vs. Virginia (2/6/17)	22 by Kennesaw State (12/16/15)
<b>Shot 60% or better from the field</b>	.652 (30-46) vs. Pittsburgh (1/25/15)	.614 (43-70) by Charlotte (2/11/01)
<b>Shot 30% or below from the field</b>	.297 (19-64) vs. Old Dominion (11/23/16)	.266 (17-64) by Southern Illinois (11/21/17)
<b>Shot 70% from the field for a half</b>	.714 (20-28) vs. Pittsburgh in 1st H (1/24/17)	.765 (13-17) by Georgetown in 2nd H (1/31/11)
<b>Made 5 or less free throws</b>	4 vs. North Carolina (in 13 attempts, 2/22/17)	5 by Southern Illinois (in 9 attempts, 11/21/17)
<b>Made 15 three-point goals</b>	16 (in 30 attempts) vs. Rutgers (2/16/14)	17 by Virginia Tech (2/18/17)
<b>Made No three-point goals</b>	0 vs. Pittsburgh (2/11/15)	0 by Cal State Northridge (12/23/14)
<b>Shot 60% from the three-point line</b>	.667 (12-18) vs. Virginia Tech (1/27/16)	.654 (17-26) by Virginia Tech (2/18/17)
<b>Handed out 25 or more assists</b>	28 vs. UCF (12/31/13)	25 by Notre Dame (2/28/08)
<b>Handed out 5 or less assists</b>	1 vs. Kentucky (12/27/14)	4 by Pittsburgh (1/14/16)
<b>Committed 25 or more turnovers</b>	26 vs. West Virginia (1/31/09)	25 by FIU (12/5/14)
<b>Committed 5 or fewer turnovers</b>	3 vs. Virginia Tech (2/18/17)	2 by Virginia (2/7/15)
<b>Blocked 10 or more shots</b>	15 vs. Omaha (11/17/17)	14 by Connecticut (3/4/06)
<b>Had No Blocked Shots</b>	0 vs. North Carolina A&T (3/21/13)	0 by Boston College (2/4/17)
<b>Had 15 or more steals</b>	16 vs. Savannah State (11/24/14)	19 by Rutgers (3/13/14)
<b>Had No Steals</b>	0 vs. Saint Louis (2/12/03)	0 by Saint Louis (3/22/14)

**Louisville Top Efforts Last 17 Years***(Since 2001-02)***Longest winning streak (single-season):** 17 games (2002-03)**Longest winning streak (multiple-season span):** 21 games (last 16 G of 2012-13, first 5 G of 2013-14)**Longest conference winning streak:** 10, twice -- 2008-09 & 2012-13 seasons**Longest losing streak:** 4 games (2003-04)**Longest conference losing streak:** 4 games (2003-04)**Most points scored in a game:** 114 vs. Western Kentucky, 12-22-10 (UL 114, WKU 82)**Fewest points scored in a game:** 45 vs. Cleveland State, 11-26-14 (UL 45, CSU 33)**Most points allowed in a game:** 104 vs. Notre Dame, 2-9-13 (UND 104, UL 101, 5 ot)**Fewest Points Allowed in a Game:** 26 vs. Savannah State, 11-24-14 (UL 87, SSU 26)**Fewest Points Allowed in a Conference Game:** 31 vs. Rutgers, 3-13-14 (UL 92, RU 31)**Largest Margin of Victory:** 64 vs. Morehead St., 12-27-04 (UL 104, USA 40)**Largest Margin of Victory in a Conference Game:** 61 vs. Rutgers, 3-13-14 (UL 92, RU 31)**Largest losing margin:** 33 vs. Notre Dame, 2-12-09 (ND 90, UL 57)**Fewest points scored in a win:** 45 vs. Cleveland State, 11-26-14 (UL 45, CSU 33)**Most points allowed in a win:** 90 vs. Virginia Tech, 2-18-17 (UL 94, VT 90)**Most points scored in a loss:** 101 vs. Notre Dame, 2-9-13 (UND 104, UL 101, 5 ot)**Fewest points allowed in a loss:** 52 vs. Drexel, 12-14-10 (DU 52, UL 46); vs. Syracuse, 2-13-12 (SU 52, UL 51); vs. Virginia, 2-17-15 (UVA 52, UL 47)**Largest deficit overcome to win a game:** 20 vs. West Virginia, 3-26-05 (UL 18, WVU 38)**Largest lead given up in a loss:** 22 vs. Baylor, 11-25-16 (UL 32, BU 10)**Highest shooting percentage:** .652 vs. Pittsburgh, 1-25-15 (UL 80, Pitt 68)**Highest shooting percentage in a conference game:**

.652 vs. Pittsburgh, 1-25-15 (UL 80, Pitt 68)

**Lowest shooting percentage:** .268 vs. Western Kentucky, 11-30-08 (WKU 68, UL 54)**Lowest shooting percentage in a conference game:** .274 vs. Cincinnati, 1-19-02 (UL 50, UC 77)**Highest 3-point percentage:** .778 vs. Memphis, 2-4-04 (UL 58, UM 62)**Highest 3-point percentage in a conference game:** .778 vs. Memphis, 2-4-04 (UL 58, UM 62)**Lowest 3-point percentage:** .000 vs. Pittsburgh, 2-11-15 (UL 69, Pitt 56)**Lowest 3-point percentage in a conference game:** .000 vs. Pittsburgh, 2-11-15 (UL 69, Pitt 56)**Most three-pointers:** 22 vs. Hartford, 11-17-07 (UL 104, UH 69)**Free throws made:** 41 vs. Rutgers, 1-4-14 (UL 83, RU 76)**Most assists:** 34 vs. VMI, 12-23-04 (UL 107, VMI 56)**Most blocked shots:** 18 vs. Holy Cross, 12-7-03 (UL 56, HC 40)



**ASSISTANT COACH TRENT JOHNSON**

Trent Johnson, who has 36 years of coaching experience including 17 years as a head coach at four collegiate programs, has joined the UofL staff as an assistant coach on Oct. 11.



Johnson has guided men's basketball programs at Nevada (1999-2004), Stanford (2004-08), LSU (2008-2012) and TCU (2012-16). He has also served as a collegiate assistant coach at Utah (1986-89), Washington (1989-92), Rice (1992-96) and Stanford (1996-99), as well as an assistant at Boise High School (1980-85).

A former member of the National Association of Basketball Coaches Board of Directors, Johnson's teams made five NCAA Tournament appearances, including reaching the NCAA Sweet 16 at Nevada and Stanford. His teams made three trips to the National Invitation Tournament. Johnson has been honored as the conference coach of the year in three different leagues (2003 WAC, 2008 Pac-10 and 2009 SEC). He has a 276-264 career coaching record in his 16 collegiate seasons as a head coach.

His first of four years at TCU included a victory over No. 5 Kansas, one of four wins that season over teams that would participate in postseason tournaments. His 2013-14 TCU team opened the season 13-0 and rose to No. 25 in the AP Top 25.

Johnson guided LSU to a 27-8 overall record and the SEC regular-season championship in his first year with the Tigers in 2008-09, producing the third-most victories in a season in program history. Johnson's final LSU squad in 2011-12 posted an 18-15 overall record and an NIT first-round appearance.

Prior to LSU, Johnson became the only coach in program history to guide Stanford to the postseason in each of his first four seasons, advancing to the NCAA Tournament on three occasions and once in the NIT while compiling an 80-47 record. In 2007-08, Johnson guided the Cardinal to the NCAA Sweet 16 as a No. 3 seed before finishing with a 28-8 overall record. Johnson was productive with his first head coaching opportunity at Nevada in 1999, a five-year transformation that culminated in Johnson leading the Wolf Pack to a 25-9 record in 2003-04, which was a school-record victories; tying for the WAC regular season title; winning the WAC Tournament Championship; and reaching the program's first NCAA Sweet 16. Nevada posted NCAA victories over Michigan State and Gonzaga on its run before falling to eventual national runner-up Georgia Tech. Prior to his arrival, Nevada had made just two NCAA tournament appearances in school history and never won an NCAA tournament game.

Johnson played college basketball at Boise State (1974-78), where he ranks among the

school's career leaders with 1,115 points and 702 rebounds. In his sophomore season (1975-76), the Broncos won the Big Sky Tournament and advanced to the NCAA Tournament. He earned All-Big Sky honors as a senior. Following his collegiate career, Johnson played professionally for the Washington Lumberjacks of the Western Basketball League. He returned to Boise State after his playing days to complete his degree in physical education in 1986.

Johnson was born in Berkeley, Calif. He and his wife, Jackie, have two adult children: a daughter, Tinishia, and a son, Terry

**ASSISTANT COACH R.J. EVANS**

R.J. Evans, who has been a program assistant on the UofL men's basketball staff since May, was elevated to acting assistant coach for the Cardinals on Oct. 20.



Evans, who has earned two master's degrees, joined the UofL staff after working two years as a graduate assistant at the University of Texas under head coach Shaka Smart. Prior to his time in Austin, Evans was an assistant coach at Nichols College in Dudley, Mass. for one season (2014-15) as the Bison posted a 20-6 record and won the Commonwealth Coast Conference Regular Season Championship with a 17-1 mark.

Evans played basketball at the College of the Holy Cross, scoring over 1,200 career points in his three-plus seasons there. As a co-captain in his final season in 2011-12, Evans averaged 11.5 points, 4.8 rebounds, and 2.8 assists while earning recognition on the Patriot League Academic Honor Roll. He received a medical redshirt after missing most of the 2010-11 season with a sports hernia.

Evans played his final year as a graduate student at the University of Connecticut, where he helped the Huskies post a 20-10 record in 2012-13. He appeared in 27 games (three starts) and averaged 3.1 points and grabbing 25 steals. He faced Louisville once that season, grabbing two rebounds in seven minutes against the Cardinals in a 73-58 UofL victory in Hartford.

Evans played for four different coaches in his four collegiate seasons in Kevin Ollie at UConn and Ralph Willard, Sean Kearney and Milan Brown at Holy Cross. He played one year professionally for the Durham Wildcats in the United Kingdom. His sister Kastine played basketball at Kentucky.

Evans, who hails from Salem, Conn., earned a bachelor's degree in economics from Holy Cross in 2012, a master's degree in educational psychology from UConn in 2013, and a master's in kinesiology from Texas in 2017.

**ASSISTANT COACH GREG PAULUS**

Greg Paulus, who has worked on the basketball staffs at Ohio State and Navy a combined seven years, was named an assistant basketball coach at UofL on Oct. 19.



Paulus was an assistant coach for four seasons at Ohio State (2013-17) after serving as the program's video coordinator for two years (2011-13). During six years on the staff there, Ohio State produced a 147-66 record and participated in the NCAA Tournament on four occasions, including playing in two regional finals and reaching the 2012 Final Four. He helped the Buckeyes sign top 10 recruiting classes in 2014 and 2015 and was recognized by ESPN's Jeff Goodman as one of the nation's top assistant coaches in 2015. Paulus gained his start in coaching as an assistant at Navy for the 2010-11 season.

Paulus had a successful four-year playing career at Duke (2006-09), plus one year as the team captain and starting quarterback at Syracuse while pursuing a master's degree. A three-year starter and two-time captain for Duke, he played on three ACC Championship teams and four NCAA Tournament teams, helping Duke to a combined 112-28 record while leading the team in assists in 2006, 2007 and 2008.

As a freshman in 2006, Paulus was a member of the ACC All-Freshman first team, the ACC All-Tournament second team and a second-team freshman All-American while averaging 6.7 points and 5.2 assists. He is one of just four freshmen in ACC history to lead the league in assists. He scored 1,193 career points at Duke and ranks among the career top 10 in assists (468), three-point field goals (210) and three-point field goal percentage (.398).

Paulus spent the 2009-10 season at Syracuse, passing for 2,024 yards and 13 touchdowns in 12 games as the Orange posted a 4-8 record, matching the program's best record since the 2004 season. It was Paulus' first action on the football field since being named the 2005 Gatorade National High School Player of the Year. His 67.7 completion percentage (193-of-285) is a Syracuse single-season record.

A native of Syracuse, N.Y., Paulus earned ACC All-Academic Team accolades on three occasions and was a two-time third-team Academic All-American selection, graduating with a bachelor's degree in political science with a certificate in markets and management studies in 2009. He went on to obtain his master's degree in Television, Radio and Film from the S.I. Newhouse School of Public Communications at Syracuse in 2010, earning 2009 Big East All-Academic Team honors.

Paulus was named the Gatorade National High School Player of the Year in both football and basketball as a senior at Christian Brothers Academy. He and his wife Megan were married earlier this year.

## O V.J. King

**G/F 6-6 190 So. - 1L Cleveland, Ohio (Paul VI Catholic HS / Fairfax, Va.)**

■ Starter at shooting guard scored a season-high 17 points at Purdue in his last game.

■ 2017 All-ACC Academic Men's Basketball team selection.

■ As a freshman, he led the team in free throw percentage (.821 46-of-56) and three-point field goal percentage (.421, 16-of-38; among players with over 20 attempts).

■ Scored a career-high 24 points against Virginia last year, finishing 3-of-5 from behind the arc and connecting on 5-of-6 from the free throw line.

■ Won two gold medals with USA Basketball in the 2013 FIBA Americas U16 Championship in Maldonado, Uruguay; and the 2014 FIBA U17 World Championship in Dubai.

■ A McDonald's All-America selection, King averaged 22.9 points, 9.6 rebounds, 2.5 assists and 2.1 steals as a senior in leading Paul VI (20-11) in Fairfax, Va. to the Virginia Independent Schools Athletic Association Division I state championship game.

■ His father Vincent King played professional basketball in foreign countries for 10 years after scoring 1,037 points in his collegiate career at Indiana University of Pennsylvania from 1988-92.

■ Born Jan. 22, 1997 ... Major is sport administration.



### O V.J. King

Games With ...	Season	Career
Double-Figure scoring.....	2	9
5 or more rebounds .....	3	5
4 or more assists .....	0	0
A blocked shot .....	1	4
A steal .....	1	8
A three-pointer .....	3	13
20+ points .....	0	1

### O V.J. King Game-by-Game

Opponent	Date	GS	Min	FG	FGA	Pct	3FG	FGA	Pct	FT	FTA	Pct	Off	Def	Tot	Avg	PF	FO	A	TO	Blk	Stl	Pts	Avg
GEORGE MASON	11/12/17	*	16	0	3	.000	0	1	.000	5	6	.833	1	0	1	1.0	2	0	0	1	0	1	5	5.0
OMAHA	11/17/17	*	28	3	9	.333	1	2	.500	1	2	.500	2	3	5	3.0	0	0	0	3	0	0	8	6.5
SOU ILLINOIS	11/21/17	*	25	2	10	.200	0	1	.000	0	0	.000	0	8	8	4.7	0	0	1	0	1	0	4	5.7
ST. FRANCIS	11/24/17	*	24	3	11	.273	2	5	.400	2	21	1.000	1	1	2	4.0	2	0	0	4	0	10	6.8	
at Purdue	11/28/17	*	30	5	11	.455	2	3	.667	5	6	.833	1	5	6	4.4	5	1	0	1	0	17	8.8	

### O V.J. King Statistics

Year	GP	GS	Min	Avg	FG	FGA	Pct	3FG	3FGA	Pct	FT	FTA	Pct	OReb	DReb	Reb	Avg	PF	FO	Ast	TO	Blk	Stl	Pts	Avg
2016-17	33	7	445	13.5	60	139	.432	16	38	.421	46	56	.821	17	51	68	2.1	25	0	16	22	3	7	182	5.5
2017-18	5	5	123	24.6	13	44	.295	5	12	.417	13	16	.813	5	17	22	4.4	9	1	1	9	1	1	44	8.8
TOTAL	38	12	568	14.9	73	183	.399	21	50	.420	59	72	.819	22	68	90	2.4	34	1	17	31	4	8	226	5.9

## 1 Lance Thomas

**F 6-8 220 Fr. - HS Norcross, Ga. (Norcross HS)**

■ Made his first appearance of the season against Southern Illinois and contributed five points and three rebounds in seven minutes (2-of-3 FG).

■ Averaged 9.7 points, 8.8 rebounds and 2.6 blocked shots as a senior in helping Norcross post a 26-6 record as the runner-up in the Georgia Class 7A state championship. He scored 13 points in the state title game.

■ A first-team All-Region 7 selection as a junior and senior, a second team Atlanta Tipoff Club All-Metro Atlanta choice and an all-county pick.

■ His Norcross High School teammate Jordan Goldwire is a freshman at Duke.

■ Born Jan. 18, 1999 ... Major is business.



### 1 Lance Thomas

Games With ...	Season	Career
Double-Figure scoring.....	0	0
5 or more rebounds .....	0	0
4 or more assists .....	0	0
A blocked shot .....	0	0
A steal .....	0	0
A three-pointer .....	1	1
20+ points .....	0	0

### 1 Lance Thomas Game-by-Game

Opponent	Date	GS	Min	FG	FGA	Pct	3FG	3FGA	Pct	FT	FTA	Pct	Off	Def	Tot	Avg	PF	FO	A	TO	Blk	Stl	Pts	Avg
GEORGE MASON	11/12/17	DNP																						
OMAHA	11/17/17	DNP																						
SOU ILLINOIS	11/21/17		7	2	3	.667	1	2	.500	0	0	.000	0	3	3	3.0	0	0	0	0	0	0	5	5.0
ST. FRANCIS	11/24/17		2	0	0	.000	0	0	.000	0	0	.000	0	1	1	2.0	0	0	0	0	0	0	0	2.5
at Purdue	11/28/17		1	0	1	.000	0	1	.000	0	0	.000	0	0	0	1.3	0	0	0	0	0	0	0	1.7

### 1 Lance Thomas Statistics

Year	GP	GS	Min	Avg	FG	FGA	Pct	3FG	3FGA	Pct	FT	FTA	Pct	OReb	DReb	Reb	Avg	PF	FO	Ast	TO	Blk	Stl	Pts	Avg
2017-18	3	0	10	3.3	2	4	.500	1	3	.333	0	0	.000	0	4	4	1.3	0	0	0	0	0	0	5	1.7
TOTAL	3	0	10	3.3	2	4	.500	1	3	.333	0	0	.000	0	4	4	1.3	0	0	0	0	0	0	5	1.7

## O V.J. King Season Highs

Points.....	17 vs. Purdue (11/28)
Reb. ....	8 vs. Southern Illinois (11/21)
Asst. ....	1 vs. Southern Illinois (11/21)
Blocks ....	1 vs. Southern Illinois (11/21)
Steals ....	1 vs. George Mason (11/12)
FGM .....	5 vs. Purdue (11/28)
FGA .....	11 vs. St. Francis (11/24)
	vs. Purdue (11/28)
3FGM .....	2 vs. St. Francis (11/24)
	vs. Purdue (11/28)
3FGA .....	5 vs. St. Francis (11/24)
FT .....	5 vs. George Mason (11/12), Purdue (11/28)
FTA .....	6 vs. George Mason (11/12), Purdue (11/28)

## O V.J. King Career Highs

Points.....	24 vs. Virginia (2/6/17)
Reb. ....	8 vs. Southern Illinois (11/21/17)
Asst. ....	3 vs. Grand Canyon (12/3/16)
	vs. NC State (1/29/17)
Blocks ....	1 (4 times) <i>latest:</i> vs. So. Illinois (11/21/17)
Steals ....	1 (8 times) <i>latest:</i> vs. George Mason (11/12/17)
FGM .....	8 vs. Virginia (2/6/17)
FGA .....	14 vs. Virginia (2/6/17)
3FGM .....	3 vs. William & Mary (11/14/16)
	vs. Virginia (2/6/17)
3FGA .....	5 vs. Virginia (2/6/17), St. Francis (11/24/17)
FT .....	6 vs. Evansville (11/11/16)
	vs. Wichita State (11/24/16)
FTA .....	8 vs. Evansville (11/11/16)
	vs. Wichita State (11/24/16)

## 1 Lance Thomas Season/Career Highs

Points.....	5 vs. Southern Illinois (11/21)
Reb. ....	3 vs. Southern Illinois (11/21)
Asst. ....	none
Blocks ....	none
Steals ....	none
FGM .....	2 vs. Southern Illinois (11/21)
FGA .....	3 vs. Southern Illinois (11/21)
3FGM .....	1 vs. Southern Illinois (11/21)
3FGA .....	2 vs. Southern Illinois (11/21)
FT .....	none
FTA .....	none

## 2 Darius Perry

**G 6-2 175 Fr. - HS Powder Springs, Ga. (Wheeler HS)**

- Has scored at least nine points in three of five games this season.
- Has made all 18 of his free throw attempts on the season.
- Totaled 17 points, three assists, two steals and did not miss a shot (3-of-3 three-pointers, 8-of-8 free throws) vs. George Mason. It was the fifth-highest scoring effort in a freshman debut at Louisville and was tied for the sixth-highest in a career scoring debut at UofL (tied with his coach, David Padgett, who also scored 17 on Dec. 3, 2005).

- Averaged 20.2 points, 5.1 assists, 4.3 rebounds and 3.1 steals as a senior in helping Wheeler High School achieve a 21-10 record and reach the final eight teams in the Class AAAAAA state championship. As a sophomore in 2014-15, Perry helped Wheeler win the Class AAAAAA state championship with a 30-3 record.

- Averaged 11.6 points, 3.6 rebounds and 3.4 assists for his Game Elite AAU squad during the summer of 2016, playing for his father and coach Eric Perry.

- Wheeler High School has produced multiple NBA players such as Sharef Abdur-Rahim, Jermareo Davidson, JJ Hickson and Dequan Jones.

- Born March 13, 1999 ... Major is sport administration.



### 2 Darius Perry

Games With ...	Season	Career
Double-Figure scoring.....	2	2
5 or more rebounds .....	0	0
4 or more assists .....	1	1
A blocked shot .....	1	1
A steal .....	2	2
A three-pointer .....	2	2
20+ points .....	0	0

### 2 Darius Perry Game-by-Game

Opponent	Date	GS	Min	FG	FGA	Pct	FG	FGA	Pct	FT	FTA	Pct	Off	Def	Tot	Avg	PF	FO	A	TO	Blk	Stl	Pts	Avg
GEORGE MASON	11/12/17		27	3	3	1.000	3	3	1.000	8	8	1.000	0	2	2	2.0	1	0	3	2	0	2	17	17.0
OMAHA	11/17/17		15	2	4	.500	0	2	.000	5	5	1.000	0	1	1	1.5	2	0	1	2	0	2	9	13.0
SOU ILLINOIS	11/21/17		23	3	8	.375	1	4	.250	3	3	1.000	0	1	1	1.3	0	0	7	1	1	0	10	12.0
ST. FRANCIS	11/24/17		14	0	3	.000	0	3	.000	2	2	1.000	0	1	1	1.3	2	0	2	0	0	0	2	9.5
at Purdue	11/28/17		8	0	2	.000	0	2	.000	0	0	0.000	0	1	1	1.2	1	0	1	1	0	0	0	7.6

### 2 Darius Perry Statistics

Year	GP	GS	Min	Avg	FG	FGA	Pct	3FG	3FGA	Pct	FT	FTA	Pct	OReb	DReb	Reb	Avg	PF	FO	Ast	TO	Blk	Stl	Pts	Avg
2017-18	5	0	87	17.4	8	20	.400	4	14	.286	18	18	1.000	0	6	6	1.2	6	0	14	6	1	4	38	7.6
TOTAL	5	0	87	17.4	8	20	.400	4	14	.286	18	18	1.000	0	6	6	1.2	6	0	14	6	1	4	38	7.6

## 3 Jo Griffin

**G 6-1 175 Fr. - HS Crestwood, Ky. (South Oldham HS)**

- Walk-on sprained his ankle in practice on Nov. 6 and has missed the first five games. He returned to limited practice with the team on Nov. 23 and is expected back to action soon.

- Averaged 21.4 points, 4.5 rebounds and 4.3 assists as a senior last season at South Oldham as the Dragons posted a 26-6 record and reached the Eighth Region semifinals.

- Honored as the 2017 Eighth Region Player of the Year, was a finalist for Kentucky's Mr. Basketball, a third team all-state honoree and was an three-time all-district selection.

- No. 2 all-time scorer for South Oldham with 1,233 career points in three seasons.

- His brother Michael is a junior guard at Thomas More College. His father Jeff is the principal at South Oldham and played basketball for Oldham County HS, leading them to the 1985 Kentucky Sweet 16. His father also played collegiate basketball at Morehead State and Transylvania. His uncles Tim and Jim Griffin played basketball at Kentucky Wesleyan.

- Born March 1, 1999 ... Major is sport exercise science.



### 3 Jo Griffin

Games With ...	Season	Career
Double-Figure scoring.....	0	0
5 or more rebounds .....	0	0
4 or more assists .....	0	0
A blocked shot .....	0	0
A steal .....	0	0
A three-pointer .....	0	0
20+ points .....	0	0

### 3 Jo Griffin Game-by-Game

Opponent	Date	GS	Min	FG	FGA	Pct	FG	FGA	Pct	FT	FTA	Pct	Off	Def	Tot	Avg	PF	FO	A	TO	Blk	Stl	Pts	Avg
GEORGE MASON	11/12/17			DNP																				
OMAHA	11/17/17			DNP																				
SOU ILLINOIS	11/21/17			DNP																				
ST. FRANCIS	11/24/17			DNP																				
at Purdue	11/28/17			DNP																				

### 3 Jo Griffin Statistics

Year	GP	GS	Min	Avg	FG	FGA	Pct	3FG	3FGA	Pct	FT	FTA	Pct	OReb	DReb	Reb	Avg	PF	FO	Ast	TO	Blk	Stl	Pts	Avg
2017-18	0	0	0	0.0	0	0	.000	0	0	.000	0	0	.000	0	0	0	0.0	0	0	0	0	0	0	0.0	0.0
TOTAL	0	0	0	0.0	0	0	.000	0	0	.000	0	0	.000	0	0	0	0.0	0	0	0	0	0	0	0.0	0.0

## 2 Darius Perry Season/Career Highs

Points..... 17 vs. George Mason (11/12)  
 Reb. .... 2 vs. George Mason (11/12)  
 Asst..... 7 vs. Southern Illinois (11/21)  
 Blocks .... 1 vs. Southern Illinois (11/21)  
 Steals ..... 2 vs. George Mason (11/12)  
                   vs. Omaha (11/17)  
 FGM ..... 3 vs. George Mason (11/12)  
                   vs. Southern Illinois (11/21)  
 FGA ..... 8 vs. Southern Illinois (11/21)  
 3FGM ..... 3 vs. George Mason (11/12)  
 3FGA ..... 5 vs. Omaha (11/17)  
 FT ..... 8 vs. George Mason (11/12)  
 FTA ..... 8 vs. George Mason (11/12)

## 3 Jo Griffin Season/Career Highs

Points..... none  
 Reb. .... none  
 Asst..... none  
 Blocks .... none  
 Steals ..... none  
 FGM ..... none  
 FGA ..... none  
 3FGM ..... none  
 3FGA ..... none  
 FT ..... none  
 FTA ..... none



## 4 Quentin Snider

**G 6-2 175 Sr. - 3L Louisville, Ky. (Ballard HS)**

- Tri-captain is in his third year starting at point guard.
- Preseason All-ACC second team selection.
- Had season highs of 11 points and 6 assists vs. St. Francis.
- Needs 180 points to become the Cardinals' 68th career 1,000-point scorer. Snider is the Cardinals' leading returning scorer for the third straight year, averaging 12.4 points and 4.1 assists (8th in the ACC) a year ago.

- Three-time 2017 All-ACC Academic Men's Basketball team selection.

- Last season, was second in the ACC in assists-to-turnovers ratio (2.74; 22nd in the NCAA). He was eighth in the ACC in assists (4.1).

- Hit 30-of-63 three-pointers in his 11 ACC games last season (.476).

- Honored as Kentucky's Mr. Basketball as a senior, Snider is the career leader in scoring and assists (633) at Ballard. His 2,442 points passed Allan Houston and DeJuan Wheat. His 371 three-pointers rank third in state history.

- Born Feb. 14, 1995 ... Major is communication.



### 4 Quentin Snider

Games With ...	Season	Career
Double-Figure scoring.....	2	40
6 or more rebounds .....	1	3
4 or more assists .....	3	42
A blocked shot .....	0	1
A steal .....	2	36
A three-pointer .....	5	61
20+ points .....	0	4

### 4 Quentin Snider Game-by-Game

Opponent	Date	GS	Min	FG	FGA	Pct	3-Point	FG	FGA	Pct	FT	FTA	Pct	Rebounds	Avg	PF	FO	A	TO	Blk	Stl	Pts	Avg
GEORGE MASON	11/12/17	*	37	4	11	.364	1	6	.167	1	2	.500	0	6	6	6.0	1	0	3	2	0	10	10.0
OMAHA	11/17/17	*	29	2	9	.222	1	5	.200	2	21	.000	2	0	2	4.0	1	0	4	2	0	1	8.5
SOU ILLINOIS	11/21/17	*	26	2	8	.250	1	4	.250	0	0	.000	0	2	2	3.3	0	0	3	0	0	5	7.3
ST. FRANCIS	11/24/17	*	36	4	10	.400	2	6	.333	1	2	.500	0	2	2	3.0	1	0	6	1	0	11	8.3
at Purdue	11/28/17	*	39	1	6	.167	1	4	.250	0	0	.000	1	4	5	3.4	2	0	6	4	0	3	7.2

### 4 Quentin Snider Statistics

Year	GP	GS	Min	Avg	FG	FGA	Pct	3FG	3FGA	Pct	FT	FTA	Pct	OReb	DReb	Reb	Avg	PF	FO	Ast	TO	Blk	Stl	Pts	Avg
2014-15	36	10	589	16.4	53	152	.349	19	67	.284	21	38	.553	9	49	58	1.6	43	0	47	29	1	11	146	4.1
2015-16	31	24	861	27.8	103	256	.402	40	99	.404	45	60	.750	23	47	70	2.3	60	1	109	40	0	25	291	9.4
2016-17	28	28	877	31.3	116	301	.385	56	150	.373	59	82	.720	22	53	75	2.7	43	0	115	42	0	17	347	12.4
2017-18	5	5	167	33.4	13	44	.295	6	25	.240	4	6	.667	3	14	17	3.4	5	0	22	9	0	2	36	7.2
TOTAL	100	67	2494	24.9	285	753	.378	121	341	.355	129	186	.694	57	163	220	2.2	151	1	293	120	1	55	820	8.2

## 5 Malik Williams

**F/C 6-11 225 Fr. - HS Ft. Wayne, Ind. (Snider HS)**

- Started vs. Omaha and produced eight points, four rebounds and three blocked shots.

- Power forward/center with good shooting range.


- Averaged 23.6 points, 11.8 rebounds, 3.9 blocked shots and buried 44 three-pointers as a senior in leading Snider High School to a 17-7 record and the school's first Summit Athletic Conference championship since 2009.

- Snider advanced to the 4A sectional final before falling to eventual state runner-up North Side.

- Career rebounding and blocked shots leader for Snider.

- A first-team all-state choice, All-Summit Athletic Conference selection as a junior and senior and was one of four finalists for Indiana's Mr. Basketball.

- Born Aug. 26, 1998 ... Major is business.



### 5 Malik Williams

Games With ...	Season	Career
Double-Figure scoring.....	0	0
5 or more rebounds .....	0	0
4 or more assists .....	0	0
A blocked shot .....	2	2
A steal .....	0	0
A three-pointer .....	1	1
20+ points .....	0	0

### 5 Malik Williams Game-by-Game

5 Malik Williams Game-by-Game										3-Point				Rebounds															
Opponent	Date	GS	Min	FG	FGA	Pct	FG	FGA	Pct	FT	FTA	Pct	Off	Def	Tot	Avg	PF	FO	A	TO	Blk	Stl	Pts	Avg					
GEORGE MASON	11/12/17		4	0	0	.000	0	0	.000	2	21.000	1	0	1	1.0	1	0	0	0	0	0	2	2.0						
OMAHA	11/17/17	*	19	3	7	.429	1	3	.333	1	11.000	0	4	4	2.5	2	0	2	2	3	0	8	5.0						
SOU ILLINOIS	11/21/17		14	1	3	.333	0	2	.000	0	0.000	0	3	3	2.7	0	0	0	0	1	0	2	4.0						
ST. FRANCIS	11/24/17	DNP																											
at Purdue	11/28/17		10	0	4	.000	0	3	.000	0	0.000	1	1	2	2.5	2	0	0	0	0	0	0	3.0						

### 5 Malik Williams Statistics

Year	GP	GS	Min	Avg	FG	FGA	Pct	3FG	3FGA	Pct	FT	FTA	Pct	OReb	DReb	Reb	Avg	PF	FO	Ast	TO	Blk	Stl	Pts	Avg
2017-18	4	1	47	11.8	4	14	.286	1	8	.125	3	3	1.000	2	8	10	2.5	5	0	2	2	4	0	12	3.0
TOTAL	4	1	47	11.8	4	14	.286	1	8	.125	3	3	1.000	2	8	10	2.5	5	0	2	2	4	0	12	3.0

## 4 Quentin Snider Season Highs

Points..... 11 vs. St. Francis (11/24)  
 Reb. .... 6 vs. George Mason (11/12)  
 Asst..... 6 vs. St. Francis (11/24)  
               vs. Purdue (11/28)  
 Blocks .... none  
 Steals ..... 1 vs. Omaha (11/17), St. Francis (11/24)  
 FGM ..... 4 vs. George Mason (11/12)  
               vs. St. Francis (11/24)  
 FGA ..... 11 vs. George Mason (11/12)  
 3FGM ..... 2 vs. St. Francis (11/24)  
 3FGA ..... 6 vs. George Mason (11/12)  
               vs. St. Francis (11/24)  
 FT ..... 2 vs. Omaha (11/17)  
 FTA ..... 2 (3 times) *latest*: vs. St. Francis (11/24)

## 4 Quentin Snider Career Highs

Points..... 22 vs. Kentucky (12/21/16)  
               vs. Pittsburgh (11/17)  
 Reb. .... 6 (3 times) *latest*: vs. George Mason (11/12/17)  
 Asst..... 8 vs. Grand Canyon (12/5/15)  
               vs. Kennesaw St. (12/16/15)  
 Blocks .... 1 vs. Michigan State (3/29/15)  
 Steals ..... 3 (3 times) *latest*: vs. Duke (1/14/17)  
 FGM ..... 10 vs. Kentucky (12/21/16)  
 FGA ..... 19 vs. Kentucky (12/21/16)  
 3FGM ..... 4 (4 times) *latest*: vs. Notre Dame (3/4/17)  
 3FGA ..... 9 (3 times) *latest*: vs. Syracuse (2/18/17)  
 FT ..... 7 vs. Old Dominion (11/23/16)  
 FTA ..... 11 vs. Old Dominion (11/23/16)

## 5 Malik Williams Season/Career Highs

Points..... 8 vs. Omaha (11/17)  
 Reb. .... 4 vs. Omaha (11/17)  
 Asst..... 2 vs. Omaha (11/17)  
 Blocks .... 3 vs. Omaha (11/17)  
 Steals ..... none  
 FGM ..... 3 vs. Omaha (11/17)  
 FGA ..... 7 vs. Omaha (11/17)  
 3FGM ..... 1 vs. Omaha (11/17)  
 3FGA ..... 3 vs. Omaha (11/17)  
 FT ..... 2 vs. George Mason (11/12)  
 FTA ..... 2 vs. George Mason (11/12)

## 12 Jacob Redding

**G 6-0 165 Fr. - HS Ft. Wayne, Ind. (Carroll HS)**

■ Walk-on guard made his first appearance of the season against Southern Illinois and scored six points in three minutes, burying a pair of three-pointers.

■ Averaged 16.5 points, 2.9 rebounds and 2.6 assists as a senior at Carroll High School. He connected on 45 percent of his three-point attempts and 92.4 percent of his free throws.

■ Scored 1,099 career points and made 161 three-pointers in his high school career at Carroll. He helped Carroll achieved a combined 68-21 record in three seasons.

■ Also ran cross country at Carroll.

■ Played with fellow UofL freshman Malik Williams on the Legit Basketball AAU team.

■ His father Mark is the girls basketball coach at Carroll High School. He played basketball at Danville (Ill.) Community College. His mother Holly ran track and cross country at Anderson (Ind.) University.

■ Born Sept. 15, 1997 ... Major is secondary education.



### 12 Jacob Redding

Games With ...	Season	Career
Double-Figure scoring.....	0	0
5 or more rebounds.....	0	0
4 or more assists.....	0	0
A blocked shot.....	0	0
A steal.....	0	0
A three-pointer.....	1	1
20+ points.....	0	0

### 12 Jacob Redding Game-by-Game

Opponent	Date	GS	Min	FG	FGA	Pct	3-Point	Pct	FT	FTA	Pct	Rebounds	Avg	PF	FO	A	TO	Blk	Stl	Pts	Avg
GEORGE MASON	11/12/17	DNP																			
OMAHA	11/17/17	DNP																			
SOU ILLINOIS	11/21/17	3	2	2	1.000	2	2	1.000	0	0	.000	0	0	0	0	0	0	0	0	6	6.0
ST. FRANCIS	11/24/17	DNP																			
at Purdue	11/28/17	DNP																			

### 12 Jacob Redding Statistics

Year	GP	GS	Min	Avg	FG	FGA	Pct	3FG	3FGA	Pct	FT	FTA	Pct	OReb	DReb	Reb	Avg	PF	FO	Ast	TO	Blk	Stl	Pts	Avg
2017-18	1	0	3	3.0	2	2	1.000	2	2	1.000	0	0	.000	0	0	0	0.0	0	0	0	0	0	0	6	6.0
TOTAL	1	0	3	3.0	2	2	1.000	2	2	1.000	0	0	.000	0	0	0	0.0	0	0	0	0	0	0	6	6.0

## 13 Ray Spalding

**F 6-10 225 Jr. - 2L Louisville, Ky. (Trinity HS)**

■ Starter at power forward is UofL's leader in rebounding (9.2, seventh in the ACC) and steals (1.8).

■ Produced career-highs of 19 points, 13 rebounds and five blocked shots vs. St. Francis, his second double-double of the year and fourth of his career.

■ Leads the ACC in offensive rebounds (4.0 per game, 13th in the nation).

■ Added 10+ pounds of muscle to his frame from a year ago.

■ Two-time 2017 All-ACC Academic team selection.

■ His 7-6 wingspan aids him in leading the team in deflections in nearly every practice.

■ Started five games at power forward as a sophomore and was one of three Cardinals to play in all 34 games.

■ Two-time first team all-state selection who led Trinity to a 24-6 record as a senior and a 118-21 record in his 4 years.

■ His uncle Manuel Forrest played for Louisville (1981-82, 1983-85), who averaged 12.8 points and 5.0 rebounds his senior year with the Cardinals.

■ Born March 11, 1997 ... Major is communication.



### 13 Ray Spalding

Games With ...	Season	Career
Double-Figure scoring.....	2	14
6 or more rebounds.....	5	28
4 or more assists.....	0	0
A blocked shot.....	3	33
A steal.....	4	39
A three-pointer.....	2	3
20+ points.....	0	0

### 13 Ray Spalding Game-by-Game

Opponent	Date	GS	Min	FG	FGA	Pct	FG	FGA	Pct	FT	FTA	Pct	Off	Def	Tot	Avg	PF	FO	A	TO	Blk	Stl	Pts	Avg
GEORGE MASON	11/12/17	*	29	1	6	.167	0	1	.000	0	0	.000	3	4	7	7.0	5	1	1	3	1	3	2	2.0
OMAHA	11/17/17	*	27	9	18	.500	1	11	.000	0	0	.000	6	5	11	9.0	2	0	2	2	3	2	19	10.5
SOU ILLINOIS	11/21/17	*	16	3	7	.429	0	1	.000	2	21	.000	3	3	6	8.0	3	0	1	1	0	0	8	9.7
ST. FRANCIS	11/24/17	*	26	8	10	.800	0	0	.000	3	4	.750	6	7	13	9.3	2	0	1	3	5	1	19	12.0
at Purdue	11/28/17	*	30	3	10	.300	1	2	.500	1	2	.500	2	7	9	9.2	4	0	0	2	0	3	8	11.2

### 13 Ray Spalding Statistics

Year	GP	GS	Min	Avg	FG	FGA	Pct	3FG	3FGA	Pct	FT	FTA	Pct	OReb	DReb	Reb	Avg	PF	FO	Ast	TO	Blk	Stl	Pts	Avg
2015-16	30	6	525	17.5	70	125	.560	1	3	.333	28	56	.500	50	80	130	4.3	66	0	16	27	20	28	169	5.6
2016-17	34	8	653	19.2	79	134	.590	0	3	.000	42	77	.545	65	123	188	5.5	88	3	27	43	29	22	200	5.9
2017-18	5	5	128	25.6	24	51	.471	2	5	.400	6	8	.750	20	26	46	9.2	16	1	5	11	9	9	56	11.2
TOTAL	69	19	1306	18.9	173	310	.558	3	11	.273	76	141	.539	135	229	364	5.3	170	4	48	81	58	59	425	6.2

## 12 Jacob Redding Season/Career Highs

Points..... 6 vs. Southern Illinois (11/21)  
 Reb. .... none  
 Asst..... none  
 Blocks .... none  
 Steals ..... none  
 FGM ..... 2 vs. Southern Illinois (11/21)  
 FGA ..... 2 vs. Southern Illinois (11/21)  
 3FGM ..... 2 vs. Southern Illinois (11/21)  
 3FGA ..... 2 vs. Southern Illinois (11/21)  
 FT ..... none  
 FTA ..... none

## 13 Ray Spalding Season Highs

Points..... 19 vs. Omaha (11/17)  
                   vs. St. Francis (11/24)  
 Reb. .... 13 vs. St. Francis (11/24)  
 Asst..... 2 vs. Omaha (11/17)  
 Blocks .... 5 vs. St. Francis (11/24)  
 Steals ..... 3 vs. George Mason (11/12)  
                   vs. Purdue (11/28)  
 FGM ..... 9 vs. Omaha (11/17)  
 FGA ..... 18 vs. Omaha (11/17)  
 3FGM ..... 1 vs. Omaha (11/17), Purdue (11/28)  
 3FGA ..... 2 vs. Purdue (11/28)  
 FT ..... 3 vs. St. Francis (11/24)  
 FTA ..... 4 vs. St. Francis (11/24)

## 13 Ray Spalding Career Highs

Points..... 19 vs. Omaha (11/17/17)  
                   vs. St. Francis (11/24/17)  
 Reb. .... 13 vs. St. Francis (11/24/17)  
 Asst..... 3 (3 times) *latest*: vs. Grand Canyon (12/3/16)  
 Blocks .... 5 vs. St. Francis (11/24/17)  
 Steals ..... 4 vs. North Florida (11/21/15)  
 FGM ..... 9 vs. Omaha (11/17/17)  
 FGA ..... 18 vs. Omaha (11/17/17)  
 3FGM ..... 1 (3 times) *latest*: vs. Purdue (11/28/17)  
 3FGA ..... 2 vs. Purdue (11/28/17)  
 FT ..... 5 vs. Duke (1/14/17)  
 FTA ..... 7 vs. Duke (1/14/17)

## 14 Anas Mahmoud

F/C 7-0 230 Sr. - 3L Cairo, Egypt (West Oaks Academy / Orlando, Fla.)

■ Ranks 13th in the nation in blocked shots, averaging 3.2 blocks a game. His eight blocks in 22 minutes against Omaha were a career high.

■ Has blocked a shot in 59 career games and in all five games this season, including one in his last game at Purdue.

■ Tri-captain was a 2017 All-ACC Academic Men's Basketball team selection.

■ Last season was second in the ACC and 38th in the nation in blocked shots (2.10 bpg).

■ Blocked a shot in 29 of his 31 games as a junior. He blocked six shots in a game twice in 2016-17 (vs. Wichita State, Notre Dame).

■ Came to the United States in September 2013 for his senior year at West Oaks. He began playing basketball on club teams in Egypt when he was 12 and played later with Egyptian national teams.

■ Speaks four languages: English, Arabic, French and German.

■ Born May 5, 1995 ... Major is sport administration.



### 14 Anas Mahmoud

Games With ...	Season	Career
Double-Figure scoring.....	3	10
6 or more rebounds .....	4	14
4 or more assists .....	0	0
A blocked shot .....	5	59
A steal .....	4	30
A three-pointer.....	0	0
20+ points.....	0	0

### 14 Anas Mahmoud Game-by-Game

Opponent	Date	GS	Min	FG	FGA	Pct	3-Point	FG	FGA	Pct	FT	FTA	Pct	Rebounds	Avg	PF	FO	A	TO	Blk	Stl	Pts	Avg
GEORGE MASON	11/12/17	*	28	2	4	.500	0	0	.000	2	7	.286	2	7	9.0	0	0	1	1	2	1	6	6.0
OMAHA	11/17/17		22	5	9	.556	0	0	.000	0	0	.000	2	6	8.5	2	0	1	2	8	0	10	8.0
SOU ILLINOIS	11/21/17	*	23	1	3	.333	0	0	.000	0	0	.000	2	3	7.3	0	0	2	1	3	1	2	6.0
ST. FRANCIS	11/24/17	*	36	6	10	.600	0	0	.000	0	0	.000	4	5	7.8	1	0	2	0	2	2	12	7.5
at Purdue	11/28/17	*	26	4	8	.500	0	0	.000	3	4	.750	4	4	7.8	4	0	1	1	1	1	11	8.2

### 14 Anas Mahmoud Statistics

Year	GP	GS	Min	Avg	FG	FGA	Pct	3FG	3FGA	Pct	FT	FTA	Pct	OReb	DReb	Reb	Avg	PF	FO	Ast	TO	Blk	Stl	Pts	Avg
2014-15	30	2	236	7.9	13	25	.520	0	0	.000	9	12	.750	17	24	41	1.4	30	0	11	14	20	4	35	1.2
2015-16	22	2	288	13.1	29	62	.468	0	0	.000	13	33	.394	25	40	65	3.0	36	2	12	17	29	11	71	3.2
2016-17	31	15	580	18.7	76	122	.623	0	0	.000	24	52	.462	48	76	124	4.0	82	3	26	35	65	27	176	5.7
2017-18	5	4	135	27.0	18	34	.529	0	0	.000	5	11	.455	14	25	39	7.8	7	0	7	5	16	5	41	8.2
TOTAL	88	23	1239	14.1	136	243	.560	0	0	.000	51	108	.472	104	165	269	3.1	155	5	56	71	130	47	323	3.7

## 22 Deng Adel

G/F 6-7 200 Jr. - 2L Melbourne, Australia (Victory Rock Prep / Bradenton, Fla.)

■ Scoring leader (16.6 ppg, seventh in the ACC) has four 20-point scoring efforts in his last 10 games stretching back to the end of last season, including two of five games this season.

■ Eight straight double-figure scoring efforts dating back to last season.

■ Top scoring efforts for the season were 21 vs. Omaha (7-of-8 FG) and 20 vs. George Mason in the season opener.

■ A preseason All-ACC selection (second team), he is on the preseason watch lists for three player of the year awards (USBWA Oscar Robertson Trophy, Citizen Naismith Trophy and John Wooden Award).

■ Two-time All-ACC Academic team selection.

■ Primary starter at small forward for the Cardinals as a sophomore, scoring in double digits in 22 games.

■ Has a 7-0 wingspan.

■ Was born in Sudan, Africa and moved to Australia as a child, following a similar path as teammate Mangok Mathiang.

■ Born Aug. 7, 1996 ... Major is communication.



### 22 Deng Adel

Games With ...	Season	Career
Double-Figure scoring.....	5	30
6 or more rebounds .....	2	14
4 or more assists .....	2	7
A blocked shot .....	3	13
A steal .....	3	22
A three-pointer.....	3	31
20+ points.....	2	4

### 22 Deng Adel Game-by-Game

Opponent	Date	GS	Min	FG	FGA	Pct	3-Point	FG	FGA	Pct	FT	FTA	Pct	Rebounds	Avg	PF	FO	A	TO	Blk	Stl	Pts	Avg
GEORGE MASON	11/12/17	*	39	9	17	.529	1	5	.200	1	2	.500	0	4	4.0	3	0	3	3	2	0	20	20.0
OMAHA	11/17/17	*	34	7	8	.875	0	1	.000	7	8	.875	0	8	6.0	2	0	4	2	1	1	21	20.5
SOU ILLINOIS	11/21/17	*	27	5	11	.455	0	3	.000	6	7	.857	2	5	6.3	2	0	1	3	1	4	16	19.0
ST. FRANCIS	11/24/17	*	34	4	10	.400	2	6	.333	3	5	.600	0	3	5.5	0	0	4	0	0	0	13	17.5
at Purdue	11/28/17	*	38	5	15	.333	1	11	.000	2	21	.000	1	3	5.2	1	0	2	4	0	2	13	16.6

### 22 Deng Adel Statistics

Year	GP	GS	Min	Avg	FG	FGA	Pct	3FG	3FGA	Pct	FT	FTA	Pct	OReb	DReb	Reb	Avg	PF	FO	Ast	TO	Blk	Stl	Pts	Avg
2015-16	22	8	267	12.1	31	68	.456	7	20	.350	20	27	.741	10	36	46	2.1	23	0	14	26	1	6	89	4.0
2016-17	33	30	992	30.1	141	334	.422	44	127	.346	74	96	.771	23	124	147	4.5	61	1	70	45	12	20	400	12.1
2017-18	5	5	172	34.4	30	61	.492	4	16	.250	19	24	.792	3	23	26	5.2	8	0	14	12	4	7	83	16.6
TOTAL	60	43	1431	23.9	202	463	.436	55	163	.337	113	147	.769	36	183	219	3.7	92	1	98	83	17	33	572	9.5

## 14 Anas Mahmoud Season Highs

Points..... 12 vs. St. Francis (11/24)  
 Reb. .... 9 vs. G. Mason (11/12), St. Francis (11/24)  
 Asst..... 2 vs. S. Illinois (11/21), St. Francis (11/24)  
 Blocks .... 8 vs. Omaha (11/17)  
 Steals ..... 2 vs. St. Francis (11/24)  
 FGM ..... 6 vs. St. Francis (11/24)  
 FGA ..... 10 vs. St. Francis (11/24)  
 3FGM ..... none  
 3FGA ..... none  
 FT ..... 2 vs. George Mason (11/12)  
 FTA ..... 7 vs. George Mason (11/12)

## 14 Anas Mahmoud Career Highs

Points..... 17 vs. Duke (1/14/17)  
 Reb. .... 11 vs. Duke (1/14/17)  
 Asst..... 3 vs. Wake Forest (1/4/15)  
               vs. Virginia Tech (2/18/17)  
 Blocks .... 8 vs. Omaha (11/17/17)  
 Steals ..... 4 vs. Syracuse (2/26/17)  
 FGM ..... 7 vs. Pittsburgh (1/24/17)  
 FGA ..... 10 vs. St. Francis (11/24/17)  
 3FGM ..... none  
 3FGA ..... none  
 FT ..... 5 vs. Duke (1/14/17)  
 FTA ..... 7 vs. Duke (1/14/17)  
               vs. George Mason (11/12/17)

## 22 Deng Adel Season Highs

Points..... 21 vs. Omaha (11/17)  
 Reb. .... 8 vs. Omaha (11/17)  
 Asst..... 4 vs. Omaha (11/17)  
               vs. St. Francis (11/24)  
 Blocks .... 2 vs. George Mason (11/12)  
 Steals ..... 4 vs. Southern Illinois (11/21)  
 FGM ..... 9 vs. George Mason (11/12)  
 FGA ..... 17 vs. George Mason (11/12)  
 3FGM ..... 2 vs. St. Francis (11/24)  
 3FGA ..... 6 vs. St. Francis (11/24)  
 FT ..... 7 vs. Omaha (11/17)  
 FTA ..... 8 vs. Omaha (11/17)

## 22 Deng Adel Career Highs

Points..... 22 vs. Wake Forest (3/1/17)  
 Reb. .... 12 vs. Southern Illinois (12/7/16)  
 Asst..... 5 vs. William & Mary (11/14/16)  
 Blocks .... 3 vs. Texas Southern (12/10/16)  
 Steals ..... 4 vs. William & Mary (11/14/16)  
               vs. Southern Illinois (11/21/17)  
 FGM ..... 9 vs. Wake Forest (3/1/17)  
               vs. George Mason (11/12/17)  
 FGA ..... 17 vs. George Mason (11/12/17)  
 3FGM ..... 4 vs. Miami (2/11/17)  
 3FGA ..... 10 vs. Miami (2/11/17)  
 FT ..... 7 (3 times) *latest*: vs. Omaha (11/17/17)  
 FTA ..... 9 vs. Syracuse (2/26/17)



## 24 Dwayne Sutton

**G/F 6-5 200 So. - Tr. Louisville, Ky. (Manual HS / UNC Asheville)**

■ Great spark of the bench, ranks fifth on the team in rebounding (3.8) despite averaging 11.8 minutes a game.

■ Redshirted the 2016-17 season as a walk-on after transferring to Louisville following his freshman year at UNC Asheville. He has earned a scholarship for this season.

■ Was UNC Asheville's second-leading scorer and top rebounder in 2015-16, averaging 12.0 points and 7.7 rebounds as a freshman.

■ Earned Big South Tournament MVP when he produced season highs of 25 points and 18 rebounds against Winthrop in the championship game of the Big South Tournament.

■ Scored in double digits on 21 occasions and grabbed eight or more rebounds in 16 games and had three or more steals in six games.

■ The Seventh Region Player of the Year and first team all-state selection in 2014-15, Sutton led Manual High School to a 25-6 record and their first regional final appearance in 15 years.

■ Born Feb. 26, 1997 ... Major is sport administration.



### 24 Dwayne Sutton

Games With ...	Season	Career
Double-Figure scoring.....	0	0
5 or more rebounds .....	2	2
4 or more assists .....	0	0
A blocked shot .....	1	1
A steal .....	1	1
A three-pointer .....	2	2
20+ points .....	0	0

### 24 Dwayne Sutton Game-by-Game

24 Dwayne Sutton Game-by-Game										3-Point			Rebounds												
Opponent	Date	GS	Min	FG	FGA	Pct	FG	FGA	Pct	FT	FTA	Pct	Off	Def	Tot	Avg	PF	FO	A	TO	Blk	Stl	Pts	Avg	
GEORGE MASON	11/12/17		6	0	1	.000	0	1	.000	0	0	.000	0	0	0	0.0	2	0	0	0	0	0	0	0.0	
OMAHA	11/17/17		18	0	1	.000	0	1	.000	3	4	.750	3	7	10	5.0	1	0	0	1	0	0	3	1.5	
SOU ILLINOIS	11/21/17		16	3	4	.750	2	3	.667	0	0	.000	1	5	6	5.3	2	0	1	0	2	2	8	3.7	
ST. FRANCIS	11/24/17		14	3	4	.750	1	2	.500	0	0	.000	2	0	2	4.5	4	0	1	0	0	0	7	4.5	
at Purdue	11/28/17		5	1	1	1.000	0	0	.000	0	0	.000	0	1	1	3.8	3	0	0	0	0	0	2	4.0	

### 24 Dwayne Sutton Statistics

Year	GP	GS	Min	Avg	FG	FGA	Pct	3FG	3FGA	Pct	FT	FTA	Pct	OReb	DReb	Reb	Avg	PF	FO	Ast	TO	Blk	Stl	Pts	Avg
2017-18	5	0	59	11.8	7	11	.636	3	7	.429	3	4	.750	6	13	19	3.8	12	0	2	1	2	2	20	4.0
TOTAL	5	0	59	11.8	7	11	.636	3	7	.429	3	4	.750	6	13	19	3.8	12	0	2	1	2	2	20	4.0

## 30 Ryan McMahon

**G 6-0 175 So. - 1L Sarasota, Fla. (Cardinal Mooney HS)**

■ Suffered a broken rib on his left side in a collision during UofL's first intrasquad scrimmage on Oct. 13 and has been sidelined since then. He warmed up with the team for the Cardinals' last game at Purdue and is nearing a return to action.

■ 19 of his 20 field goals as a freshman were three-pointers.

■ Redshirted during the 2015-16 season.

■ Averaged 26.4 points, 3.3 assists, 3.0 rebounds and 2.5 steals as a senior in 2014-15 in leading Cardinal Mooney to a 26-4 record and the state final four for the first time in school history. He made 51 percent of his three-pointers (127 of 249) and 83 percent at the free throw line.

■ Honored as the 2015 Florida Class 3A Player of the Year, he was third in the 2015 voting for Florida Mr. Basketball.

■ His father Dave played basketball at Valparaiso, his mother Kim played volleyball and his sister played volleyball at Jacksonville.

■ Born Sept. 22, 1996 ...Major is finance.



### 30 Ryan McMahon

Games With ...	Season	Career
Double-Figure scoring.....	0	1
6 or more rebounds .....	0	0
4 or more assists .....	0	2
A blocked shot .....	0	2
A steal .....	0	5
A three-pointer .....	0	10
20+ points .....	0	0

### 30 Ryan McMahon Game-by-Game

30 Ryan McMahon Game-by-Game						3-Point					Rebounds													
Opponent	Date	GS	Min	FG	FGA	Pct	FG	FGA	Pct	FT	FTA	Pct	Off	Def	Tot	Avg	PF	FO	A	TO	Blk	Stl	Pts	Avg
GEORGE MASON	11/12/17		DNP																					
OMAHA	11/17/17		DNP																					
SOU ILLINOIS	11/21/17		DNP																					
ST. FRANCIS	11/24/17		DNP																					
at Purdue	11/28/17		DNP																					

### 30 Ryan McMahon Statistics

Year	GP	GS	Min	Avg	FG	FGA	Pct	3FG	3FGA	Pct	FT	FTA	Pct	OReb	DReb	Reb	Avg	PF	FO	Ast	TO	Blk	Stl	Pts	Avg
2016-17	34	8	653	19.2	79	134	.590	0	3	.000	42	77	.545	65	123	188	5.5	88	3	27	43	29	22	200	5.9
2017-18	0	0	0	0.0	0	0	.000	0	0	.000	0	0	.000	0	0	0	0.0	0	0	0	0	0	0	0	0.0
TOTAL	64	14	1178	18.4	149	259	.575	1	6	.167	70	133	.526	115	203	318	5.0	154	3	43	70	49	50	369	5.8

## 24 Dwayne Sutton Season Highs

Points..... 8 vs. Southern Illinois (11/21)  
 Reb. .... 10 vs. Omaha (11/17)  
 Asst..... 1 vs. Southern Illinois (11/21)  
               vs. St. Francis (11/24)  
 Blocks .... 2 vs. Southern Illinois (11/21)  
 Steals .... 2 vs. Southern Illinois (11/21)  
 FGM ..... 3 vs. Southern Illinois (11/21)  
               vs. St. Francis (11/24)  
 FGA ..... 4 vs. Southern Illinois (11/21)  
               vs. St. Francis (11/24)  
 3FGM ..... 2 vs. Southern Illinois (11/21)  
 3FGA ..... 3 vs. Southern Illinois (11/21)  
 FT ..... 3 vs. Omaha (11/17)  
 FTA ..... 4 vs. Omaha (11/17)

## 30 Ryan McMahon Season Highs

Points..... none  
 Reb. .... none  
 Asst..... none  
 Blocks .... none  
 Steals .... none  
 FGM ..... none  
 FGA ..... none  
 3FGM ..... none  
 3FGA ..... none  
 FT ..... none  
 FTA ..... none

## 30 Ryan McMahon Career Highs

Points..... 15 vs. Pittsburgh (1/24/17)  
 Reb. .... 3 vs. Long Beach St. (11/17/16)  
 Asst..... 5 vs. Long Beach St. (11/17/16)  
               vs. Pittsburgh (1/24/17)  
 Blocks .... 1 vs. Long Beach St. (11/17/16)  
               vs. Eastern Kentucky (12/17/16)  
 Steals .... 2 vs. Virginia (2/6/17)  
 FGM ..... 5 vs. Pittsburgh (1/24/17)  
 FGA ..... 8 vs. Pittsburgh (1/24/17)  
 3FGM ..... 5 vs. Pittsburgh (1/24/17)  
 3FGA ..... 7 vs. Pittsburgh (1/24/17)  
 FT ..... 2 (6 times) *latest:* vs. Syracuse (2/13/17)  
 FTA ..... 3 vs. Notre Dame (1/4/17)  
               vs. Syracuse (2/13/17)

## 33 Jordan Nwora

**F 6-7 215 Fr. - HS Buffalo, N.Y. (Vermont Academy / Saxtons River, Vt.)**

■ Last name pronounced WOR-uh (silent N).  
 ■ Field goal percentage leader (.536; also 7-of-13 three-pointers, .538) has scored in double digits in three of five games.

■ Totaled 18 points and eight rebounds in 20 minutes off the bench against Southern Illinois.

■ Scored 10 points and grabbed three rebounds in 14 minutes against George Mason in his collegiate debut, connecting on 3-of-3 three-pointers.

■ In his final prep season at Vermont Academy in Saxtons River, Vt., he averaged 18.7 points and 5.3 rebounds while scoring over 500 points in the 2016-17 season as Vermont finished 19-11. Honored as a Class AA All New England Preparatory School Athletic Council (NEPSAC) selection.

■ His father Alex Nwora has been the head men's basketball coach at Erie Community College in Buffalo, N.Y. since 1999. He played basketball at Daemen College, where he is the career rebounding leader with 1,104 rebounds ranks sixth in career scoring with 1,514 points (1989-93).

■ Born Sept. 9, 1998 ... Major is exercise science.



### 33 Jordan Nwora

Games With ...	Season	Career
Double-Figure scoring.....	3	3
5 or more rebounds .....	1	1
4 or more assists .....	0	0
A blocked shot .....	0	0
A steal .....	3	3
A three-pointer.....	3	3
20+ points.....	0	0

### 33 Jordan Nwora Season/Career Highs

Points..... 18 vs. Southern Illinois (11/21)  
 Reb. .... 8 vs. Southern Illinois (11/21)  
 Asst..... 1 vs. Southern Illinois (11/21)  
 Blocks .... none  
 Steals..... 1 (3 times) *latest:* vs. St. Francis (11/24)  
 FGM ..... 7 vs. Southern Illinois (11/21)  
 FGA ..... 10 vs. Southern Illinois (11/21)  
 3FGM ..... 3 vs. George Mason (11/12)  
 3FGA ..... 4 vs. Southern Illinois (11/21)  
 FT..... 3 vs. Southern Illinois (11/21)  
 FTA..... 3 vs. Southern Illinois (11/21)

### 33 Jordan Nwora Game-by-Game

Opponent	Date	GS	Min	FG	FGA	Pct	FG	FGA	Pct	FT	FTA	Pct	Off	Def	Tot	Avg	PF	FO	A	TO	Blk	Stl	Pts	Avg
GEORGE MASON	11/12/17	14	3	3	1.000	3	3	1.000	1	2	.500	0	3	3	3.0	3	0	0	1	0	1	10	10.0	
OMAHA	11/17/17	8	1	4	.250	0	1	.000	0	0	.000	2	1	3	3.0	1	0	0	1	0	0	2	6.0	
SOU ILLINOIS	11/21/17	20	7	10	.700	1	4	.250	3	3	1.000	2	6	8	4.7	2	0	1	1	0	1	18	10.0	
ST. FRANCIS	11/24/17	14	3	6	.500	2	3	.667	2	2	1.000	0	0	0	3.5	1	0	0	1	0	1	10	10.0	
at Purdue	11/28/17	13	1	5	.200	1	2	.500	0	0	.000	0	4	4	3.6	1	0	0	1	0	0	3	8.6	

### 33 Jordan Nwora Statistics

Year	GP	GS	Min	Avg	FG	FGA	Pct	3FG	3FGA	Pct	FT	FTA	Pct	OReb	DReb	Reb	Avg	PF	FO	Ast	TO	Blk	Stl	Pts	Avg
2017-18	5	0	69	13.8	15	28	.536	7	13	.538	6	7	.857	4	14	18	3.6	8	0	1	5	0	3	43	8.6
TOTAL	5	0	69	13.8	15	28	.536	7	13	.538	6	7	.857	4	14	18	3.6	8	0	1	5	0	3	43	8.6



**2017-18 Louisville Men's Basketball**  
**Louisville Combined Team Statistics (as of Nov 28, 2017)**  
**All games**



<b>RECORD:</b>	<b>OVERALL</b>	<b>HOME</b>	<b>AWAY</b>	<b>NEUTRAL</b>
ALL GAMES	4-1	4-0	0-1	0-0
CONFERENCE	0-0	0-0	0-0	0-0
NON-CONFERENCE	4-1	4-0	0-1	0-0

#	Player	gp-gs	min	avg	Total		3-Point		F-Throw		Rebounds				pf	dq	a	to	blk	stl	pts	avg
					fg-fga	fg%	3fg-fga	3fg%	ft-fa	ft%	off	def	tot	avg								
22	ADEL, Deng	5-5	172	34.4	30-61	.492	4-16	.250	19-24	.792	3	23	26	5.2	8	0	14	12	4	7	83	16.6
13	SPALDING, Ray	5-5	128	25.6	24-51	.471	2-5	.400	6-8	.750	20	26	46	9.2	16	1	5	11	9	9	56	11.2
00	KING, V.J.	5-5	123	24.6	13-44	.295	5-12	.417	13-16	.813	5	17	22	4.4	9	1	1	9	1	1	44	8.8
33	NWORA, Jordan	5-0	69	13.8	15-28	.536	7-13	.538	6-7	.857	4	14	18	3.6	8	0	1	5	0	3	43	8.6
14	MAHMOUD, Anas	5-4	135	27.0	18-34	.529	0-0	.000	5-11	.455	14	25	39	7.8	7	0	7	5	16	5	41	8.2
02	PERRY, Darius	5-0	87	17.4	8-20	.400	4-14	.286	18-18	1.000	0	6	6	1.2	6	0	14	6	1	4	38	7.6
04	SNIDER, Quentin	5-5	167	33.4	13-44	.295	6-25	.240	4-6	.667	3	14	17	3.4	5	0	22	9	0	2	36	7.2
12	REDDING, Jacob	1-0	3	3.0	2-2	1.000	2-2	1.000	0-0	.000	0	0	0	0.0	0	0	0	0	0	0	6	6.0
24	SUTTON, Dwayne	5-0	59	11.8	7-11	.636	3-7	.429	3-4	.750	6	13	19	3.8	12	0	2	1	2	2	20	4.0
05	WILLIAMS, Malik	4-1	47	11.8	4-14	.286	1-8	.125	3-3	1.000	2	8	10	2.5	5	0	2	2	4	0	12	3.0
01	THOMAS, Lance	3-0	10	3.3	2-4	.500	1-3	.333	0-0	.000	0	4	4	1.3	0	0	0	0	0	0	5	1.7
Team											2	3	5					2				
Total.....		5	1000		136-313	.435	35-105	.333	77-97	.794	59	153	212	42.4	76	2	68	62	37	33	384	76.8
Opponents.....		5	1000		112-314	.357	35-119	.294	60-89	.674	61	125	186	37.2	86	-	52	71	14	29	319	63.8

TEAM STATISTICS	LOU	OPP	Date	Opponent	Score	Att.
SCORING	384	319	11/12/17	GEORGE MASON	w 72-61	18304
Points per game	76.8	63.8	11/17/17	OMAHA	w 87-78	18112
Scoring margin	+13.0	-	11/21/17	SOUTHERN ILLINOIS	w 84-42	18046
FIELD GOALS-ATT	136-313	112-314	11/24/17	ST. FRANCIS	w 84-72	17524
Field goal pct	.435	.357	4 11/28/17	at Purdue	L 57-66	14804
3 POINT FG-ATT	35-105	35-119	* - Conference game			
3-point FG pct	.333	.294				
3-pt FG made per game	7.0	7.0				
FREE THROWS-ATT	77-97	60-89				
Free throw pct	.794	.674				
F-Throws made per game	15.4	12.0				
REBOUNDS	212	186				
Rebounds per game	42.4	37.2				
Rebounding margin	+5.2	-				
ASSISTS	68	52				
Assists per game	13.6	10.4				
TURNOVERS	62	71				
Turnovers per game	12.4	14.2				
Turnover margin	+1.8	-				
Assist/turnover ratio	1.1	0.7				
STEALS	33	29				
Steals per game	6.6	5.8				
BLOCKS	37	14				
Blocks per game	7.4	2.8				
ATTENDANCE	71986	14804				
Home games-Avg/Game	4-17996	1-14804				
Neutral site-Avg/Game	-	0-0				

Score by Periods	1st	2nd	Totals
Louisville	161	223	384
Opponents	128	191	319



# 2017-18 Louisville Men's Basketball Game-by-Game Team Statistics

Teams	FG-FGA	Pct	3Pt-Att	Pct	FT-FTA	Pct	O	D	Reb	PF-D	Asst	TO	Blk	Stl	1H	2H	OT	TOT
George Mason	20-52	.385	8-27	.296	13-21	.619	7	24	31	20-0	7	15	0	6	27	34		61
LOUISVILLE	22-48	.458	8-20	.400	20-29	.690	7	29	36	18-1	11	14	5	8	24	48		72
Omaha	31-86	.360	9-27	.333	7-10	.700	22	19	41	17-0	14	10	4	12	25	53		78
LOUISVILLE	32-69	.464	4-16	.250	19-22	.864	18	35	53	13-0	14	17	15	6	40	47		87
Southern Illinois	17-64	.266	3-21	.143	5-9	.556	11	29	40	16-0	11	16	4	4	18	24		42
LOUISVILLE	31-69	.449	8-26	.308	14-15	.933	10	39	49	9-0	17	8	9	8	29	55		84
St. Francis	25-55	.455	10-21	.476	12-17	.706	12	23	35	17-1	11	19	1	2	35	37		72
LOUISVILLE	31-64	.484	9-25	.360	13-17	.765	13	20	33	13-0	16	9	7	5	46	38		84
Purdue	19-57	.333	5-23	.217	23-32	.719	9	30	39	16-0	9	11	5	5	23	43		66
LOUISVILLE	20-63	.317	6-18	.333	11-14	.786	11	30	41	23-1	10	14	1	6	22	35		57



## 2017-18 Louisville Men's Basketball Louisville Team Game-by-Game Comparison (as of Nov 28, 2017) All games



Opponent	1st	2nd	Score	Mar	Total FG	FG Pct	3-Pointers	3FG Pct	Free Throws	FT Pct	Rebounds	Assist	T/Over	Block	Steal	Fouls
GEORGE MASON	24/27	48/34	72-61	+11	22-48/20-52	.458/.385	8-20/8-27	.400/.296	20-29/13-21	.690/.619	36/31 +5	11/7	14/15	5/0	8/6	18/20
OMAHA	40/25	47/53	87-78	+9	32-69/31-86	.464/.360	4-16/9-27	.250/.333	19-22/7-10	.864/.700	53/41 +12	14/14	17/10	15/4	6/12	13/17
SOUTHERN ILLINOIS	29/18	55/24	84-42	+42	31-69/17-64	.449/.266	8-26/3-21	.308/.143	14-15/5-9	.933/.556	49/40 +9	17/11	8/16	9/4	8/4	9/16
ST. FRANCIS	46/35	38/37	84-72	+12	31-64/25-55	.484/.455	9-25/10-21	.360/.476	13-17/12-17	.765/.706	33/35 (2)	16/11	9/19	7/1	5/2	13/17
Purdue	22/23	35/43	57-66	(9)	20-63/19-57	.317/.333	6-18/5-23	.333/.217	11-14/23-32	.786/.719	41/39 +2	10/9	14/11	1/5	6/5	23/16

Note: Game totals are displayed in the format TEAM/OPPONENT for each category



## 2017-18 Louisville Men's Basketball Louisville Points-Rebounds-Assists (as of Nov 28, 2017) All games



Opponent	Date	Score	00	01	02	04	05	12	13
			KING,VJ	THOMAS,LAN	PERRY,DARI	SNIDER,QUE	WILLIAMS,M	REDDING,JA	SPALDING,R
GEORGE MASON	11/12/17	72-61 w	5-1-0	DNP	17-2-3	10-6-3	2-1-0	DNP	2-7-1
OMAHA	11/17/17	87-78 w	8-5-0	DNP	9-1-1	7-2-4	8-4-2	DNP	19-11-2
SOUTHERN ILLINOIS	11/21/17	84-42 w	4-8-1	5-3-0	10-1-7	5-2-3	2-3-0	6-0-0	8-6-1
ST. FRANCIS	11/24/17	84-72 w	10-2-0	0-1-0	2-1-2	11-2-6	DNP	DNP	19-13-1
at Purdue	11/28/17	57-66 L	17-6-0	0-0-0	0-1-1	3-5-6	0-2-0	DNP	8-9-0

Opponent	Date	Score	14	22	24	33
			MAHMOUD,AN	ADEL,DENG	SUTTON,DWA	NWORA,JORD
GEORGE MASON	11/12/17	72-61 w	6-9-1	20-4-3	0-0-0	10-3-0
OMAHA	11/17/17	87-78 w	10-8-1	21-8-4	3-10-0	2-3-0
SOUTHERN ILLINOIS	11/21/17	84-42 w	2-5-2	16-7-1	8-6-1	18-8-1
ST. FRANCIS	11/24/17	84-72 w	12-9-2	13-3-4	7-2-1	10-0-0
at Purdue	11/28/17	57-66 L	11-8-1	13-4-2	2-1-0	3-4-0

# 2017-18 Louisville Men's Basketball Miscellaneous Statistics

## Louisville's Record When the Cardinals ...

Lead at halftime .....	3-0
Trail at halftime .....	1-1
Are tied at halftime .....	0-0
Shoot better from the field than opponent .....	4-0
Shoot worse from the field than opponent .....	0-1
Shoot 50 percent or better from the field .....	0-0
Shoot below 50 percent from the field .....	4-1
Opp. shoots 50 pct. or better from the field .....	0-0
Opp. shoots below 50 pct. from the field .....	4-1
Make 7 or fewer three-point goals .....	1-1
Make more than 7 three-point goals .....	3-0
Attempt 20 or fewer three-point goals .....	2-1
Attempt more than 20 three-point goals .....	2-0
Shoot more free throws than their opp. ....	4-0
Opponent shoots more free throws .....	0-1
Outrebound their opponent .....	3-1
Are outrebounded by their opponent .....	1-0
Bench outscore the opponent bench .....	3-0
Opponent bench outscore their bench .....	1-1
Commit fewer turnovers than their opp. ....	3-0
Commit more turnovers than their opp. ....	1-1
Commit same number of turnover as opp. ....	0-0
Commit 15 or fewer turnovers .....	3-1
Commit more than 15 turnovers .....	1-0
Lead with 5:00 Remaining .....	4-1
Trail with 5:00 Remaining .....	0-0
Tied with 5:00 Remaining .....	0-0
1-3 point margins .....	0-0
4-5 point margins .....	0-0
6-10 point margins .....	1-1
11-19 point margins .....	2-0
20 or more point margins .....	1-0
Overtime games .....	0-0
Vs. Top 25 teams .....	0-0
Home games .....	4-0
Away games .....	0-1
Neutral games .....	0-0
Score 59 or fewer points .....	0-1
Score 60-69 points .....	0-0
Score 70-79 points .....	1-0
Score 80-89 points .....	3-0
Score 90 or more points .....	0-0
Allow 59 or fewer points .....	1-0
Allow 60-69 points .....	1-1
Allow 70-79 points .....	2-0
Allow 80 or more points .....	0-0

## Double-Doubles

Spalding.....2

## Points Off Turnovers

Louisville .....86      Opponents.....60

## Bench Scoring

Louisville..... 126 (25.2)    Opp..... 58 (11.6)

## Rebounding Advantage

Louisville.....4      Opponents .....1

## Attendance

Home .....71,986      (17,997 avg.)  
 Away .....14,804      (14,804 avg.)  
 Neutral .....0      (0 avg.)  
 Total.....86,790      (17,358 avg.)

## Double-Figure

### Scoring Games

Adel.....5  
 Nwora .....3  
 Perry .....2  
 Mahmoud.....3  
 King .....2  
 Snider .....2  
 Spalding.....2

### Games Leading

#### UofL in Scoring

Adel.....2  
 King .....1  
 Nwora .....1  
 Spalding.....1

### Games Leading

#### UofL in Rebounding

Spalding.....3  
 King .....1  
 Mahmoud.....1  
 Nwora .....1

### Games Leading

#### UofL in Assists

Snider .....4  
 Adel .....2  
 Perry .....2

### Scored Louisville's

#### First Points

*Who*  
 Adel.....2  
 King .....1  
 Snider .....1  
 Spalding.....1

*How*  
 Jumper.....3  
 3-pointer .....2

### Dunks 16

Spalding.....6  
 Adel.....5  
 King .....2  
 Mahmoud.....1  
 Nwora .....1  
 Perry .....1

## Jump Balls Controlled

Louisville.....3      (Spalding 3)  
 Opponents .....2

## Starting Lineups

W-L	Forward	Forward	Center	Guard	Guard
3-1	Adel	Spalding	Mahmoud	Snider	King
1-0	Adel	Spalding	Williams	Snider	King

## Scoring Summary

	1st Half	2nd Half	OT	Total
Louisville	161	223		384
Opponents	128	191		319

## Leads and Deficits

UL's Biggest Halftime Lead ..... 15 vs. Omaha (11/17)  
 UL's Biggest Halftime Lead Blown ..... none  
 UL's Biggest Halftime Deficit  
     Overcome..... 3 (24-27) vs. George Mason (11/12)  
 UL's Biggest 2nd Half Lead ..... 48 (84-36) vs. Southern Illinois (11/21)  
 UL's Biggest 2nd Half Lead Blown ..... 6 2 times  
     *latest:* (33-27) vs. Purdue (11/28)  
 UL's Biggest 2nd Half Deficit ..... 9 (66-57) vs. Purdue (11/28)  
 UL's Biggest 2nd Half Deficit  
     Overcome..... 7 (43-36) vs. Purdue (11/28)  
 UL's Biggest Overall Lead ..... 48 (84-36) vs. Southern Illinois (11/21)  
 UL's Biggest Lead Blown ..... 6 3 times  
     *latest:* (11-4) vs. Purdue (11/28)  
 UL's Biggest Overall Deficit..... 9 (66-57) vs. Purdue (11/28)  
 UL's Biggest Deficit Overcome..... 7 (43-36) vs. Purdue (11/28)

## Home, Road and Half Statistics

Halftime Leads ..... UL 3, Opp 2, Tied 0  
 FG% in KFC Yum! Center ..... 464 (116-250)  
 FG% Away from Home ..... 317 (20-63)  
 3 Pt FG% in KFC Yum! Center..... 333 (29-87)  
 3 Pt FG% Away from Home ..... 333 (6-18)  
 FT% in KFC Yum! Center ..... 795 (66-83)  
 FT% Away from Home ..... 786 (11-14)  
 Scoring Average  
     in KFC Yum! Center..... 327 (81.8)  
 Scoring Avg. on the Road ..... 57 (57.0 pts.)  
 Opp. Scoring Average  
     in KFC Yum! Center..... 253 (63.3)  
 Opp. Scoring Average  
     on the Road ..... 66 (66.0 pts.)  
 Most 1st Half Points ..... 46 vs. St. Francis (11/24)  
 Most 2nd Half Points ..... 55 vs. Southern Illinois (11/21)  
 Fewest 1st Half Points..... 22 vs. Purdue (11/28)  
 Fewest 2nd Half Points ..... 35 vs. Purdue (11/28)  
 Largest Halftime Lead ..... 15 vs. Omaha (11/17)  
 Largest Halftime Deficit..... 3 vs. George Mason (11/12)

## 2017-18 Louisville Men's Basketball Team Superlatives

Louisville High	Louisville Low	Statistical Category	Opponent High	Opponent Low
87 vs. Omaha (11/17)	57 vs. Purdue (11/28)	Points	78 by Omaha (11/17)	42 by Southern Illinois (11/21)
46 vs. St. Francis (11/24)	22 vs. Purdue (11/28)	First Half Points	27 by George Mason (11/12)	18 by Southern Illinois (11/21)
55 vs. Southern Illinois (11/21)	35 vs. Purdue (11/28)	Second Half Points	53 by Omaha (11/17)	24 by Southern Illinois (11/21)
32 vs. Omaha (11/17)	20 vs. Purdue (11/28)	Field Goals	31 by Omaha (11/17)	17 by Southern Illinois (11/21)
69 vs. Omaha (11/17)	48 vs. George Mason (11/12)	Field Goal Attempts	86 by Omaha (11/17)	52 by George Mason (11/12)
vs. Southern Illinois (11/21)				
.484 vs. St. Francis (11/24)	.317 vs. Purdue (11/28)	FG Percentage	.455 by St. Francis (11/24)	.266 by Southern Illinois (11/21)
9 vs. St. Francis (11/24)	4 vs. Omaha (11/17)	3-Point Field Goals	10 by St. Francis (11/24)	3 by Southern Illinois (11/21)
26 vs. Southern Illinois (11/21)	16 vs. Omaha (11/17)	3-Point Field Goal Att.	27 by George Mason (11/12)	21 by Southern Illinois (11/21)
			by Omaha (11/17)	by St. Francis (11/24)
.400 vs. George Mason (11/12)	.250 vs. Omaha (11/17)	3-Point FG Percentage	.476 by St. Francis (11/24)	.143 by Southern Illinois (11/21)
20 vs. George Mason (11/12)	11 vs. Purdue (11/28)	Free Throws	23 by Purdue (11/28)	5 by Southern Illinois (11/21)
29 vs. George Mason (11/12)	14 vs. Purdue (11/28)	Free Throw Attempts	32 by Purdue (11/28)	9 by Southern Illinois (11/21)
.933 vs. Southern Illinois (11/21)	.690 vs. George Mason (11/12)	Free Throw Percentage	.765 by St. Francis (11/24)	.556 by Southern Illinois (11/21)
18 vs. Omaha (11/17)	7 vs. George Mason (11/12)	Offensive Rebounds	22 by Omaha (11/17)	7 by George Mason (11/12)
39 vs. Southern Illinois (11/21)	20 vs. St. Francis (11/24)	Defensive Rebounds	30 by Purdue (11/28)	19 by Omaha (11/17)
53 vs. Omaha (11/17)	33 vs. St. Francis (11/24)	Total Rebounds	41 by Omaha (11/17)	31 by George Mason (11/12)
23 vs. Purdue (11/28)	9 vs. Southern Illinois (11/21)	Fouls	20 by George Mason (11/12)	16 by Southern Illinois (11/21)
				by Purdue (11/28)
17 vs. Southern Illinois (11/21)	10 vs. Purdue (11/28)	Assists	14 by Omaha (11/17)	7 by George Mason (11/12)
17 vs. Omaha (11/17)	8 vs. Southern Illinois (11/21)	Turnovers	19 by St. Francis (11/24)	10 by Omaha (11/17)
15 vs. Omaha (11/17)	1 vs. Purdue (11/28)	Blocked Shots	5 by Purdue (11/28)	0 by George Mason (11/12)
8 vs. George Mason (11/12)	6 vs. Omaha (11/17)	Steals	12 by Omaha (11/17)	2 by St. Francis (11/24)
	vs. Purdue (11/28)			

## 2017-18 Louisville Men's Basketball Individual Superlatives

	Louisville	Opponent
Points	21 by Deng Adel vs. Omaha (11/17)	30 by Jaire Grayer, George Mason (11/12)
Field Goals Made	9 by Deng Adel vs. George Mason (11/12)	10 by Keith Braxton, St. Francis (11/24)
	by Ray Spalding vs. Omaha (11/17)	
Field Goals Attempted	18 by Ray Spalding vs. Omaha (11/17)	18 by Keith Braxton, St. Francis (11/24)
Highest FG Pct. (min. 5 made)	.875 (7-8) by Deng Adel vs. Omaha (11/17)	.667 (6-9) by Justin Kier, George Mason (11/12)
3-Point Field Goals Made	3 by Darius Perry & Jordan Nwora vs. George Mason (11/12)	5 by Jaire Grayer, George Mason (11/12)
3-Point Field Goals Attempted	6 by Quentin Snider vs. George Mason (11/12); St. Francis (11/24)	11 by Jaire Grayer, George Mason (11/12)
	by Deng Adel vs. St. Francis (11/24)	
3-Point FG Pct. (min. 3 made)	100 (3-3) by Darius Perry & Jordan Nwora vs. George Mason (11/12)	.600 (3-5) by Andre Wolford, St. Francis (11/24)
Free Throws Made	8 by Darius Perry vs. George Mason (11/12)	9 by Carsen Edwards, Purdue (11/28)
Free Throws Attempted	8 by Darius Perry vs. George Mason (11/12)	11 by Goanar Mar, George Mason (11/12)
	by Deng Adel vs. Omaha (11/17)	by Carsen Edwards, Purdue (11/28)
Free Throw Pct. (min. 8 made)	100 (8-8) by Darius Perry vs. George Mason (11/12)	.818 (9-11) by Carsen Edwards, Purdue (11/28)
Offensive Rebounds	6 by Ray Spalding vs. Omaha (11/17); St. Francis (11/24)	7 by Lamar Wofford-Humphrey, Omaha (11/17)
Defensive Rebounds	8 by Deng Adel vs. Omaha (11/17)	9 by Keith Braxton, St. Francis (11/24)
	by V.J. King vs. Southern Illinois (11/21)	
Total Rebounds	13 by Ray Spalding vs. St. Francis (11/24)	12 by Lamar Wofford-Humphrey, Omaha (11/17)
Turnovers	4 by V.J. King vs. St. Francis (11/24)	6 by Jamaal King & Keith Braxton, St. Francis (11/24)
	by Deng Adel & Quentin Snider vs. Purdue (11/28)	
Assists	7 by Darius Perry vs. Southern Illinois (11/21)	5 by KJ Robinson, Omaha (11/17)
Blocked Shots	8 by Anas Mahmoud vs. Omaha (11/17)	4 by Matt Haarms, Purdue (11/28)
Steals	4 by Deng Adel vs. Southern Illinois (11/21)	4 by Jaire Grayer, George Mason (11/12)
Minutes Played (regulation game)	39 by Deng Adel vs. George Mason (11/12)	40 by Keith Braxton, St. Francis (11/24)
	by Quentin Snider vs. Purdue (11/28)	
Minutes Played (overtime game)	none	none



2017-18 Box Scores

Louisville 101, Kentucky Wesleyan 64
Oct. 30, 2017 -- KFC YUM! CENTER (Exhibition)

Louisville 101
Player min FG 3FG FT Reb Ast TO BL ST PF TP
Spalding f 21 6-8 0-0 3-5 7 4 4 1 3 2 15
Adel f 20 6-11 0-1 0-0 2 3 2 0 3 1 12
Mahmoud c 27 10-11 0-0 0-1 5 4 1 7 3 1 20
King g 24 2-5 0-1 2-4 3 2 2 0 1 1 6
Snider g 23 3-5 2-3 2-2 5 5 0 0 0 1 10
Thomas 12 2-5 0-2 0-0 4 0 1 2 0 3 4
Perry 14 3-5 1-2 0-0 1 1 1 0 2 0 7
Griffin 10 0-1 0-1 0-0 0 0 0 0 0 0 0
Williams 20 2-9 1-4 3-4 4 1 3 2 2 3 8
Redding 3 1-1 0-0 0-0 1 0 1 0 0 1 2
Sutton 10 5-6 3-3 0-0 1 2 1 0 1 3 13
Nwora 16 1-8 0-4 2-2 7 0 0 0 2 1 4
Team 1
Totals 200 41-75 7-21 12-18 41 22 16 12 17 101

Total FG% 1st H: 21-32 65.6% 2nd H: 20-43 46.5% Game: 54.7%
3-Pt. FG% 1st H: 7-10 70.0% 2nd H: 0-11 0.0% Game: 33.3%
FThrow % 1st H: 5- 8 62.5% 2nd H: 7-10 70.0% Game: 66.7%

Kentucky Wesleyan 64
Player min FG 3FG FT Reb Ast TO BL ST PF TP
Harris f 12 3-5 0-0 1-2 1 1 5 0 0 1 7
Quinn f 35 7-10 0-0 0-0 8 1 3 3 2 1 14
Cardwell g 27 4-10 0-1 3-4 3 2 6 1 0 3 11
Redix g 20 1-4 0-2 0-0 1 3 3 0 0 1 2
Bell, R. g 30 4-10 0-1 4-4 7 1 3 0 1 2 12
Hatton 15 0-2 0-2 0-0 2 0 1 0 0 0 0
Dzierzawski 22 1-4 0-0 0-0 1 4 4 0 0 1 2
Milligan 19 2-8 1-3 0-0 5 1 0 0 2 4 5
Noffsinger 1 0-0 0-0 0-0 0 0 0 0 0 0 0
Warnock 14 4-5 0-0 1-1 2 1 2 0 0 5 9
Bell, E. 3 0-1 0-0 0-0 0 0 0 0 0 0 0
Mumford 1 0-2 0-1 0-0 1 0 0 0 0 0 0
Overton 1 0-0 0-0 2-2 0 0 0 0 0 0 2
Team 2
Totals 200 26-61 1-10 11-13 33 14 27 4 5 18 64

Total FG% 1st H: 17-28 60.7% 2nd H: 9-33 27.3% Game: 42.6%
3-Pt. FG% 1st H: 0- 3 0.0% 2nd H: 1- 7 14.3% Game: 10.0%
FThrow % 1st H: 1- 2 50.0% 2nd H: 10-11 90.9% Game: 84.6%

Score by Periods 1st 2nd Total Attendance: 14,818
Ky. Wesleyan 35 29 64 Ties: 2
Louisville 54 47 101 Lead Changes: 1

Louisville 72, Bellarmine 57
Nov. 7, 2017 -- KFC YUM! CENTER (Exhibition)

Louisville 72
Player min FG 3FG FT Reb Ast TO BL ST PF TP
Spalding f 20 2-3 0-1 3-4 7 0 3 0 1 3 7
Adel f 32 7-12 2-5 5-8 7 1 5 0 0 1 21
Mahmoud c 37 4-7 0-0 1-4 11 2 2 1 1 1 9
King g 29 4-8 2-5 4-6 2 2 5 1 0 3 14
Snider g 37 2-10 1-4 0-0 4 6 2 0 0 1 5
Perry 16 1-5 0-3 1-2 3 0 2 0 1 2 3
Williams 1 0-0 0-0 0-0 0 0 0 1 0 0 0
Sutton 13 2-2 1-1 0-0 1 0 1 0 0 3 5
Nwora 15 2-6 1-2 3-4 8 0 0 0 0 2 8
Team 0
Totals 200 24-53 7-21 17-28 43 11 20 3 3 16 72

Total FG% 1st H: 10-26 38.5% 2nd H: 14-27 51.9% Game: 45.3%
3-Pt. FG% 1st H: 5-13 38.5% 2nd H: 2- 8 25.0% Game: 33.3%
FThrow % 1st H: 10-15 66.7% 2nd H: 7-13 53.8% Game: 60.7%

Bellarmine 57
Player min FG 3FG FT Reb Ast TO BL ST PF TP
Corbett f 18 1-2 1-1 1-2 4 1 0 0 3 1 4
Hunter f 14 1-1 0-0 0-0 1 0 0 0 0 0 2
Eberhard f 28 3-7 0-3 0-1 3 6 4 0 0 2 6
Jenkins g 24 3-8 0-2 0-0 1 2 1 0 2 5 6
Coles g 32 2-10 0-6 2-2 6 4 5 0 3 2 6
Weyer 27 3-7 2-5 0-0 5 0 1 0 2 3 8
Ramser 11 1-1 0-0 1-2 3 0 3 0 1 1 3
Bach 19 5-9 0-3 2-2 1 0 0 0 2 1 12
Fleming 10 1-4 1-3 0-0 1 1 0 0 0 3 3
Chitty 17 3-5 1-1 0-0 0 0 2 0 1 2 7
Team 0 1 1
Totals 200 23-54 5-24 6-9 25 14 17 0 14 21 57

Total FG% 1st H: 10-27 37.0% 2nd H: 13-27 48.1% Game: 42.6%
3-Pt. FG% 1st H: 3-23 23.1% 2nd H: 2-11 18.2% Game: 20.8%
FThrow % 1st H: 0- 1 0.0% 2nd H: 6- 8 75.0% Game: 66.7%

Score by Periods 1st 2nd Total Attendance: 15,350
Bellarmine 23 34 57 Ties: 3
Louisville 35 37 72 Lead Changes: 0

Louisville 72, George Mason 61
Nov. 12, 2017 -- KFC YUM! CENTER

Louisville 72
Player min FG 3FG FT Reb Ast TO BL ST PF TP
Spalding f 29 1-6 0-1 0-0 7 1 3 1 3 5 2
Adel f 39 9-17 1-5 1-2 4 3 3 2 0 3 20
Mahmoud c 28 2-4 0-0 2-7 9 1 1 2 1 0 6
King g 16 0-3 0-1 5-6 1 0 1 0 1 2 5
Snider g 37 4-11 1-6 1-2 6 3 2 0 0 1 10
Perry 27 3-3 3-3 8-8 2 3 2 0 2 1 17
Williams 4 0-0 0-0 2-2 1 0 0 0 0 1 2
Sutton 6 0-1 0-1 0-0 0 0 0 0 0 2 0
Nwora 14 3-3 3-3 1-2 3 0 1 0 1 3 10
Team 3 1
Totals 200 22-48 8-20 20-29 36 11 14 5 8 18 72

Total FG% 1st H: 8-28 28.6% 2nd H: 14-20 70.0% Game: 45.8%
3-Pt. FG% 1st H: 1-10 10.0% 2nd H: 7-10 70.0% Game: 40.0%
FThrow % 1st H: 7- 8 87.5% 2nd H: 13-21 61.9% Game: 69.0%

George Mason 61
Player min FG 3FG FT Reb Ast TO BL ST PF TP
Mar f 36 1-5 0-4 6-11 6 0 3 0 0 4 8
Kier g 37 6-9 0-2 6-7 4 2 2 0 2 2 18
Livingston g 40 1-10 1-3 0-0 2 3 2 0 0 1 3
Grayer g 39 7-15 5-11 1-2 10 1 0 0 4 3 20
Boyd g 29 5-10 2-6 0-0 4 1 4 0 0 4 12
Wilson 11 0-0 0-0 0-1 1 0 2 0 0 2 0
Greene 6 0-2 0-1 0-0 2 0 2 0 0 3 0
Calixte 2 0-1 0-0 0-0 1 0 1 0 0 1 0
Team 1
Totals 200 20-52 8-27 13-21 31 7 15 0 6 20 61

Total FG% 1st H: 10-29 34.5% 2nd H: 10-23 43.5% Game: 38.5%
3-Pt. FG% 1st H: 5-15 33.3% 2nd H: 3-12 25.0% Game: 29.6%
FThrow % 1st H: 2- 4 50.0% 2nd H: 11-17 64.7% Game: 61.9%

Score by Periods 1st 2nd Total Attendance: 18,304
George Mason 27 34 61 Ties: 3
Louisville 24 48 72 Lead Changes: 3

Louisville 87, Omaha 78
Nov. 17, 2017 -- KFC YUM! CENTER

Louisville 87
Player min FG 3FG FT Reb Ast TO BL ST PF TP
Spalding f 27 9-18 1-1 0-0 11 2 2 3 2 2 19
Adel f 34 7-8 0-1 8-8 8 4 2 1 1 2 21
Williams c 19 3-7 1-3 1-1 4 2 2 3 0 2 8
King g 28 3-9 1-2 1-2 5 0 3 0 0 0 8
Snider g 29 2-9 1-5 2-2 2 4 2 0 0 1 7
Perry 15 2-4 0-2 5-5 1 1 2 0 2 2 9
Mahmoud 22 5-9 0-0 0-0 8 1 2 8 0 2 10
Sutton 18 0-1 0-1 3-4 10 0 1 0 0 1 3
Nwora 8 1-4 0-1 0-0 3 0 1 0 0 1 2
Team 1
Totals 200 32-69 4-16 19-22 53 14 17 15 6 13 87

Total FG% 1st H: 16-34 47.1% 2nd H: 16-35 45.7% Game: 46.4%
3-Pt. FG% 1st H: 3-11 27.3% 2nd H: 1- 5 20.0% Game: 25.0%
FThrow % 1st H: 5- 6 83.3% 2nd H: 14-16 87.5% Game: 86.4%

Omaha 78
Player min FG 3FG FT Reb Ast TO BL ST PF TP
Woodort-Humphrey f 33 6-14 2-3 0-0 12 1 0 1 3 3 14
Meyer f 8 1-5 0-0 0-0 0 0 0 0 0 2 0
Robinson g 29 5-14 2-6 2-2 3 5 3 0 3 2 14
Norl g 34 7-17 1-3 1-2 8 1 0 0 1 2 16
Jackson g 28 5-12 1-5 4-6 8 1 4 1 2 2 15
Gibson 29 2-10 0-6 0-0 1 4 1 0 0 4 4
Akinwale 11 2-3 2-2 0-0 1 2 0 0 3 1 6
Albery 6 1-2 1-2 0-0 0 0 0 0 0 0 3
Pile 22 2-9 0-0 0-0 2 0 1 2 0 1 4
Team 6 1
Totals 200 31-86 9-27 7-10 41 17 14 10 4 12 78

Total FG% 1st H: 10-41 24.4% 2nd H: 21-45 46.7% Game: 36.0%
3-Pt. FG% 1st H: 3-10 30.0% 2nd H: 6-17 25.0% Game: 33.3%
FThrow % 1st H: 2- 2 100% 2nd H: 5- 8 64.7% Game: 70.0%

Score by Periods 1st 2nd Total Attendance: 18,112
Omaha 25 53 78 Ties: 3
Louisville 40 47 87 Lead Changes: 3

Louisville 84, Southern Illinois 42
Nov. 21, 2017 -- KFC YUM! CENTER

Louisville 84
Player min FG 3FG FT Reb Ast TO BL ST PF TP
Spalding f 16 3-7 0-1 2-2 6 1 1 0 0 3 8
Adel f 27 5-11 0-3 6-7 7 1 3 1 4 2 16
Mahmoud c 23 1-3 0-0 0-0 5 2 1 3 1 0 2
King g 25 2-10 0-1 0-0 8 1 0 1 0 0 4
Snider g 26 2-8 1-4 0-0 2 3 0 0 0 0 5
Thomas 7 2-3 1-2 0-0 3 0 0 0 0 0 5
Perry 23 3-8 1-4 3-3 1 7 1 1 0 0 10
Williams 14 1-3 0-2 0-0 3 0 0 1 0 0 2
Redding 3 2-2 2-2 0-0 0 0 0 0 0 0 6
Sutton 16 3-4 2-3 0-0 6 1 0 2 2 2 8
Nwora 20 7-10 1-4 3-3 8 1 1 0 1 2 18
Team 0 1
Totals 200 31-69 8-26 14-15 49 17 8 9 8 9 84

Total FG% 1st H: 11-35 31.4% 2nd H: 20-34 58.8% Game: 44.9%
3-Pt. FG% 1st H: 1-12 8.3% 2nd H: 7-14 50.0% Game: 30.8%
FThrow % 1st H: 6- 7 85.7% 2nd H: 8- 8 100% Game: 93.3%

Southern Illinois 42
Player min FG 3FG FT Reb Ast TO BL ST PF TP
Wiley f 22 1-4 0-0 1-2 9 1 5 1 0 1 3
Pippen c 31 5-13 0-0 0-1 6 2 2 2 0 2 10
Cook g 20 0-9 0-4 0-0 2 1 3 0 1 1 0
Lloyd g 26 2-6 1-4 0-2 2 0 2 0 0 2 5
Fletcher g 33 4-12 2-5 4-4 7 2 2 1 1 1 14
McGill 26 1-9 0-4 0-0 7 1 2 0 1 3 2
Smithpeters 17 0-3 0-3 0-0 1 2 0 0 0 3 0
Weiher 2 0-3 0-0 0-0 0 1 0 0 0 0 0
Stradnieks 20 4-5 0-1 0-0 3 1 0 0 1 3 8
Gooch 3 0-0 0-0 0-0 0 0 0 0 0 0 0
Team 3
Totals 200 17-64 3-21 5-9 40 11 16 4 4 16 42

Total FG% 1st H: 7-31 22.6% 2nd H: 10-33 30.3% Game: 26.6%
3-Pt. FG% 1st H: 1-11 9.1% 2nd H: 2-10 20.0% Game: 14.3%
FThrow % 1st H: 3- 6 50.0% 2nd H: 2- 3 66.7% Game: 55.6%

Score by Periods 1st 2nd Total Attendance: 18,046
Southern Illinois 18 24 42 Ties: 0
Louisville 29 55 84 Lead Changes: 3

Louisville 84, St. Francis 72
Nov. 24, 2017 -- KFC YUM! CENTER

Louisville 84
Player min FG 3FG FT Reb Ast TO BL ST PF TP
Spalding f 26 8-10 0-0 3-4 13 1 3 5 1 2 19
Adel f 34 4-10 2-6 3-5 3 4 0 0 0 0 13
Mahmoud c 36 6-10 0-0 0-0 9 2 0 2 2 1 12
King g 24 3-11 2-5 2-2 2 0 4 0 0 2 10
Snider g 36 4-10 2-6 1-2 2 6 1 0 1 1 11
Thomas 2 0-0 0-0 0-0 1 0 0 0 0 0 0
Perry 14 0-3 0-3 2-2 1 2 0 0 0 2 2
Sutton 14 3-4 1-2 0-0 2 1 0 0 0 4 7
Nwora 14 3-6 2-3 2-2 0 0 1 0 1 1 10
Team 0
Totals 200 31-64 9-25 13-17 33 16 9 7 5 13 84

Total FG% 1st H: 18-39 46.2% 2nd H: 13-25 52.0% Game: 48.4%
3-Pt. FG% 1st H: 5-15 33.3% 2nd H: 4-10 40.0% Game: 36.0%
FThrow % 1st H: 5- 6 83.3% 2nd H: 8-11 72.7% Game: 76.5%

St. Francis 72
Player min FG 3FG FT Reb Ast TO BL ST PF TP
Flagg f 17 0-3 0-0 3-4 1 0 0 1 2 2 3
Kuzavas c 35 2-3 0-0 1-2 8 1 2 0 0 3 5
King g 20 4-12 2-5 1-3 2 3 6 0 0 5 11
Gaskins, Jr. g 30 3-5 0-1 2-2 4 1 1 0 0 2 8
Braxton g 40 10-18 2-4 3-4 11 2 6 0 0 2 25
Harmon 27 2-7 2-5 0-0 0 1 1 0 0 0 6
Meredith 13 1-1 1-1 0-0 1 2 1 0 0 2 3
Wolford 18 3-6 3-5 2-2 6 1 2 0 0 1 11
Team 2
Totals 200 25-55 10-21 12-17 35 11 19 1 2 17 72

Total FG% 1st H: 13-30 43.3% 2nd H: 12-25 48.0% Game: 45.5%
3-Pt. FG% 1st H: 5- 9 55.6% 2nd H: 5-12 41.7% Game: 47.6%
FThrow % 1st H: 4- 7 57.1% 2nd H: 8-10 80.0% Game: 70.6%

Score by Periods 1st 2nd Total Attendance: 17,524
St. Francis 35 37 72 Ties: 4
Louisville 46 38 84 Lead Changes: 0

# 2017-18 Box Scores

Purdue 66, Louisville 57

Nov. 28, 2017 -- Mackey Arena, West Lafayette, Ind.

Big Ten/ACC Challenge

## Louisville 57

Player	min	FG	3FG	FT	Reb	Ast	TO	BL	ST	PF	TP
Spalding	f 30	3-10	1-2	1-2	9	0	2	0	3	4	8
Adel	f 38	5-15	1-1	2-2	4	2	4	0	2	1	13
Mahmoud	c 26	4-8	0-0	3-4	8	1	1	1	1	4	11
King	g 30	5-11	2-3	5-6	6	0	1	0	0	5	17
Snider	g 39	1-6	1-4	0-0	5	6	4	0	0	2	3
Thomas	1	0-1	0-1	0-0	0	0	0	0	0	0	0
Perry	8	0-2	0-2	0-0	1	1	1	0	0	1	0
Williams	10	0-4	0-3	0-0	2	0	0	0	0	2	0
Sutton	5	1-1	0-0	0-0	1	0	0	0	0	3	2
Nwora	13	1-5	1-2	0-0	4	0	1	0	0	1	3
Team					1						
Totals	200	20-63	6-18	11-14	41	10	14	1	6	23	57

Total FG% 1st H: 9-32 28.1% 2nd H: 11-31 35.5% Game: 31.7%

3-Pt. FG% 1st H: 2- 7 28.6% 2nd H: 4-11 36.4% Game: 33.3%

FThrow % 1st H: 2- 2 100% 2nd H: 9-12 75.0% Game: 78.6%

## Purdue 66

Player	min	FG	3FG	FT	Reb	Ast	TO	BL	ST	PF	TP
Edwards, V.	f 27	5-10	1-1	4-4	7	0	3	0	0	4	15
Haas	c 21	2-7	0-0	5-7	4	0	2	0	0	3	9
Edwards, C.	g 27	2-11	0-6	9-11	3	2	2	0	2	3	13
Thompson	g 32	1-5	0-4	3-4	4	0	0	0	0	0	5
Mathias	g 38	4-11	3-8	2-2	3	2	1	1	2	2	13
Cline	14	2-4	1-3	0-0	1	1	0	0	1	0	5
Eastern	8	0-3	0-0	0-2	4	1	1	0	0	1	0
Taylor	2	1-1	0-0	0-0	1	0	0	0	0	0	2
Eifert	9	0-0	0-0	0-0	2	2	1	0	0	1	0
Haarms	22	2-5	0-1	0-2	5	1	1	4	0	2	4
Team					5						
Totals	200	19-57	5-23	23-32	39	9	11	5	5	16	66

Total FG% 1st H: 9-30 30.0% 2nd H: 10-27 37.0% Game: 33.3%

3-Pt. FG% 1st H: 1-13 7.7% 2nd H: 4-10 40.0% Game: 21.7%

F Throw % 1st H: 4- 7 57.1% 2nd H: 19-25 76.0% Game: 71.9%

Score by Periods	1st	2nd	Total	Attendance: 14,804
Purdue	23	43	66	Ties: 7
Louisville	22	35	57	Lead Changes: 15



## 2017-18 Louisville Men's Basketball Louisville Game-by-Game Highs (as of Nov 28, 2017) All games



Opponent	Date	Score	Points	Rebounds	Assists	Steals	Blocked shots
GEORGE MASON	11/12/17	72-61	20-ADEL, Deng	9-MAHMOUD, Anas	3-SNIDER, Quentin PERRY, Darius ADEL, Deng	3-SPALDING, Ray	2-ADEL, Deng MAHMOUD, Anas
OMAHA	11/17/17	87-78	21-ADEL, Deng	11-SPALDING, Ray	4-ADEL, Deng SNIDER, Quentin	2-PERRY, Darius SPALDING, Ray	8-MAHMOUD, Anas
SOUTHERN ILLINOIS	11/21/17	84-42	18-NWORA, Jordan	8-KING, V.J. NWORA, Jordan	7-PERRY, Darius	4-ADEL, Deng	3-MAHMOUD, Anas
ST. FRANCIS at Purdue	11/24/17 11/28/17	84-72 57-66	19-SPALDING, Ray 17-KING, V.J.	13-SPALDING, Ray 9-SPALDING, Ray	6-SNIDER, Quentin 6-SNIDER, Quentin	2-MAHMOUD, Anas 3-SPALDING, Ray	5-SPALDING, Ray 1-MAHMOUD, Anas

# 2017-18 Louisville Photo Roster




**0 V.J. King**  
F 6-6 190 So.  
Cleveland, Ohio  
(Paul VI Catholic HS)




**1 Lance Thomas**  
F 6-8 220 Fr.  
Norcross, Ga.  
(Norcross HS)




**2 Darius Perry**  
G 6-2 175 Fr.  
Powder Springs, Ga.  
(Wheeler HS)



**3 Jo Griffin**  
G 6-1 175 Fr.  
Crestwood, Ky.  
(South Oldham HS)



**4 Quentin Snider**  
G 6-2 175 Sr.  
Louisville, Ky.  
(Ballard HS)



**5 Malik Williams**  
F/C 6-11 225 Fr.  
Ft. Wayne, Ind.  
(Snider HS)



**12 Jacob Redding**  
G 6-0 165 Fr.  
Ft. Wayne, Ind.  
(Carroll HS)



**13 Ray Spalding**  
F 6-10 225 Jr.  
Louisville, Ky.  
(Trinity HS)



**14 Anas Mahmoud**  
C/F 7-0 230 Sr.  
Cairo, Egypt  
(West Oaks Academy)




**22 Deng Adel**  
G/F 6-7 200 Jr.  
Melbourne, Australia  
(Victory Rock Prep)



**23 Steven Enoch**  
C 6-10 240 Jr.  
Norwalk, Conn.  
(Univ. of Connecticut)



**24 Dwayne Sutton**  
F 6-5 200 So.  
Louisville, Ky.  
(UNC Asheville)



**30 Ryan McMahon**  
G 6-0 175 So.  
Sarasota, Fla.  
(Cardinal Mooney HS)



**33 Jordan Nwora**  
F 6-7 215 Fr.  
Buffalo, N.Y.  
(Vermont Academy)



## Pronunciation Guide:

- ♦ Adel (uh-DELL)
- ♦ Anas Mahmoud (AH-nus mah-MOOD)
- ♦ Enoch (EE-knock)
- ♦ Nwora (WOR-uh, silent N)

*Steven Enoch will sit out the 2017-18 season after transferring from Connecticut.*

## On The Bench



**David Padgett**  
Acting Head Coach



**Trent Johnson**  
Assistant Coach



**Greg Paulus**  
Assistant Coach



**R.J. Evans**  
Assistant Coach



**Michael Bowden**  
Dir. Basketball Operations