

Louisville Basketball Quick Facts

Location	Louisville, Ky. 40292
Founded / Enrollment	1798 / 22,000
Nickname / Colors	Cardinals / Red & Black
Conference	Atlantic Coast
Home Court	KFC Yum! Center (22,000)
Acting President	Dr. Neville Pinto
Vice President for Athletics	Tom Jurich
Head Coach	Rick Pitino (UMass '74)
U of L Record	403-136 (16th yr.)
Overall Record	757-264 (32nd yr.)
Associate Head Coach	Kenny Johnson
Assistant Coaches	Mike Balado, David Padgett
Dir. of Basketball Operations	Michael Bowden
All-Time Record	1,790-894 (103rd yr.)
All-Time NCAA Tournament Record	75-42
	(41 Appearances, 10 Final Fours,
	Three NCAA Championships - 1980, 1986, 2013)
Important Phone Numbers	
Athletics Office	(502) 852-5732
Basketball Office	(502) 852-6651
Sports Information Office	(502) 852-6581
SID - Kenny Klein, cell	(502) 599-7865
email: kenny@GoCards.com	

2016-17 Schedule / Results

Date	Opponent	TV	Time (ET)
November			
Thur. 3	KENTUCKY WESLEYAN ~ ACCNE	W 109-71	
Mon. 7	BELLARMINE ~ ACCNE	W 81-60	
Fri. 11	EVANSVILLE ~ ACCNE	W 78-47	
Mon. 14	WILLIAM & MARY ~ RSN	W 91-58	
Thur. 17	LONG BEACH STATE + ACCNE	W 88-56	
Wed. 23	Old Dominion # AXS-TV	W 68-62ot	
Thur. 24	Wichita State # ESPN	W 62-52	
Fri. 25	#20/rv Baylor # ESPN	L 63-66	
Wed. 30	#15/16 PURDUE * ESPN	W 71-64	
December			
Sat. 3	at Grand Canyon WAVE	W 79-70	
Wed. 7	SOUTHERN ILLINOIS ~ RSN	W 74-51	
Sat. 10	TEXAS SOUTHERN ~ RSN	W 102-71	
Sat. 17	EASTERN KENTUCKY ! ~ RSN	W 87-56	
Wed. 21	#6/5 KENTUCKY ~ ESPN	W 73-70	
Wed. 28	#12/11 VIRGINIA ~ ESPN2	L 53-61	
Sat. 31	#16/16 Indiana ^ CBS	W 77-62	
January			
Wed. 4	at #23/21 Notre Dame ACCN/WAVE	9:05 p.m.	
Sat. 7	at Georgia Tech ACCN/WHAS	2:00 p.m.	
Wed. 11	PITTSBURGH ~ RSN	7:00 p.m.	
Sat. 14	DUKE ~ ESPN	Noon	
Thur. 19	CLEMSON ~ ESPN or ESPN2	9:00 p.m.	
Sat. 21	at Florida State ~ ESPN or ESPN2	2:00 p.m.	
Tues. 24	at Pittsburgh ~ ESPN	7:00 p.m.	
Sun. 29	NC STATE ~ ACCN/WAVE	1:00 p.m.	
February			
Sat. 4	at Boston College ~ ACCN/WHAS	3:00 p.m.	
Mon. 6	at Virginia ~ ESPN	7:00 p.m.	
Sat. 11	MIAMI ~ ESPN or ESPN2	TBA	
Mon. 13	at Syracuse ~ ESPN	7:00 p.m.	
Sat. 18	VIRGINIA TECH ~ ACCN/WAVE	1:00 p.m.	
Wed. 22	at North Carolina ~ ESPN	9:00 p.m.	
Sun. 26	SYRACUSE ~ CBS	2:00 p.m.	
March			
Wed. 1	at Wake Forest ~ RSN	9:00 p.m.	
Sat. 4	NOTRE DAME ~ CBS	2:00 p.m.	
Tues. 7	at ACC Championship ~ TBA	TBA	
Sat. 11	(Barclays Center, Brooklyn, NY)		
~ exhibition game			
+ Battle 4 Atlantis, Louisville, KY			
# Battle 4 Atlantis, Paradise Island, Baha			
* ACC/Big 10 Challenge, Louisville, KY			
! Billy Minardi Classic, Louisville, KY			
^ Countdown Classic at Bankers Life Fieldhouse, Indianapolis, Ind.			



LOUISVILLE BASKETBALL

1980, 1986, 2013 NCAA Champions □ 10 NCAA Final Fours □ 41 NCAA Tournament Appearances

Sports Information ♦ University of Louisville ♦ Louisville, KY 40292 ♦ www.GoCards.com
Phone: (502) 852-6581 ♦ Fax: (502) 852-7401 ♦ email: kenny@GoCards.com ♦ Twitter: @KKcards

Louisville Cardinals (12-2)

vs. Notre Dame Fighting Irish (12-2)



Wednesday, Jan. 4 ■ 9:05 p.m. ET ■ Purcell Pavilion at Joyce Center ■ Notre Dame, Ind.

PROBABLE STARTING LINEUPS

Louisville (12-2)	Ht.	Wt.	Yr.	PPG	RPG	Hometown
F 13 Ray SPALDING	6-10	215	So.	6.5	4.9	Louisville, Ky.
F 22 Deng ADEL	6-7	200	So.	10.7	4.5	Melbourne, Australia
C 14 Anas MAHMOUD	7-0	215	Jr.	5.5	3.3	Cairo, Egypt
G 4 Quentin SNIDER	6-2	175	Jr.	11.3	2.5	Louisville, Ky.
G 45 Donovan MITCHELL	6-3	195	So.	12.4	5.1	Greenwich, Conn.

Notre Dame (12-2)	Ht.	Wt.	Yr.	PPG	RPG	Hometown
F 3 V.J. BEACHEM	6-8	201	Sr.	14.9	4.2	Fort Wayne, Ind.
F 23 Martinas GEBEN	6-10	255	Jr.	4.8	5.4	Vilnius, Lithuania
F 35 Bonzie COLSON	6-5	225	Jr.	16.6	10.5	New Bedford, Mass.
G 5 Matt FARRELL	6-1	178	Jr.	13.4	2.4	Bridgewater, N.J.
G 32 Steve VASTURIA	6-6	212	Sr.	14.4	3.2	Medford, N.J.

Head Coach: Mike Brey (George Washington '82) 368-179 in 17th year at UND; 467-231 in 22nd yr. overall.

Louisville will play its first ACC road game of the season and its fourth straight ranked opponent as the Cardinals visit the Notre Dame Fighting Irish in Notre Dame, Ind. on Wednesday. In its final non-conference game of the season, Louisville won for the seventh time in eight games in beating Indiana 77-62 in the Countdown Classic on New Year's Eve in Indianapolis, Ind. UofL shot a season-high 52.9 percent from the field, limited Indiana to 32.2 percent accuracy, and Donovan Mitchell scored a career-high 25 points off the bench. Notre Dame (12-2), ranked 23rd by AP and 21st by USA Today, has lost only to No. 1 Villanova and No. 15 Purdue in neutral site games this season. Notre Dame won 78-77 in overtime at Pitt on Dec. 31 in its ACC opener.

GAME FACTS

Site: Purcell Pavilion at the Joyce Center, Notre Dame, Ind. (9,149)

Television: ACC Network (WAVE-TV in Louisville) - Tim Brando, play-by-play; Dan Bonner, analyst.

Radio: WHAS (840 AM) - Paul Rogers, play-by-play; Bob Valvano, analyst (Sirius channel 84, XM 84, Internet 84)

Series History: UofL leads 20-14 (12-3 in Louisville, 4-8 at Notre Dame, 4-3 neutral)

Last Meeting: Notre Dame 71, UofL 66 (Feb. 13, 2016 at Notre Dame, Ind.)

UofL National Ranking: ninth USA Today, ninth Associated Press

Officials: Ron Groover, Jeff Clark, Jerry Heater

Next UofL Game: Jan. 7 at Georgia Tech, Atlanta, Ga., 2 p.m. ET (ACC Network/WHAS-TV in Louisville)

CARD FILE

■ Louisville posted a collective **3.18** grade point average for the recently completed 2016 fall semester, with 10 men's basketball student-athletes achieving a 3.0 or better GPA.

■ No. 23 Notre Dame is the fourth consecutive Top 25 Associated Press ranked opponent for Louisville, marking the first time the Cardinals have ever faced four straight ranked opponents in the regular season.

■ Louisville has won its first conference road game in each of the last nine seasons.

■ Louisville won at least 12 of its first 14 games for the seventh straight season. The Cards' best start in that stretch was 16-1 during UofL's 2012-13 NCAA Championship year.

■ Louisville has a **33-15** record during the month of January over the last six years, including a 17-6 record in the last three years.

■ UofL **Coach Rick Pitino**, who has a 403-136 record in his 16th season at Louisville, won his **400th victory** with the Cardinals on Dec. 10. He won his **750th** career collegiate victory when the Cards beat Wichita State on Nov. 24. He is one of five active coaches with at least 750 victories.

■ **Donovan Mitchell** is tied for the ACC lead and is 34th in the nation in steals (2.1 per game). His 29 steals in 14 games is four more than he had his entire freshman year.

■ Louisville's **158 victories** over the last six years are the **fifth-most wins in the nation** in that stretch. The Cards are one of just three teams to win at least 30 games in three of the last five seasons (30-10 in 2011-12, 35-5 in '12-13, 31-6 in '13-14).

■ Louisville is one of just four schools which have won 20 or more games in each of the **last 14 seasons** (also Kansas, Duke and Gonzaga).

■ **About Notre Dame** — Louisville will play its first ACC road game of the season as the Cardinals visit the Notre Dame Fighting Irish in Notre Dame, Ind. Notre Dame (12-2), ranked 23rd by AP and 21st by USA Today, has lost only to No. 1 Villanova and No. 15 Purdue in neutral site games this season. In its ACC opener, Notre Dame won 78-77 in overtime at Pittsburgh on Dec. 31 as Steve Vasturia sank a three-pointer with two seconds remaining for the victory. He had hit a pair of free throws with 25 seconds remaining in regulation to send the game into overtime.

The Fighting Irish lead the nation in assist-turnover ratio (2.02), free throw percentage (.841) and fewest turnovers per game (9.2); and they are sixth in assists per game (18.6), 12th in three-point field goals per game (10.1), 19th in scoring margin (+17.0), and 27th in scoring offense (83.2 ppg), and 35th in three-point field goal percentage (.396).

Louisville has a 20-14 series advantage over Notre Dame, but the Cardinals have won just four of 12 matchups at Notre Dame. In the last meeting, the Fighting Irish won 71-66 over Louisville at Notre Dame as Demetrius Jackson scored 27 points and Steve Vasturia added 20 for the Irish (2-13-16).

Notre Dame has won the last two meetings, but the Cardinals have won 15 of the last 22 against the Irish. Eight of the last 17 have been decided in overtime. Louisville was a member of the Big East Conference with Notre Dame for eight seasons (2005-13). Notre Dame joined the ACC in 2013, a year prior to Louisville and the only year over the last 11 that the two teams did not play. The Fighting Irish will face the Cardinals in Louisville on March 4 in the final game of the regular season.

Notre Dame is No. 40 in the RPI, No. 25 in the Sagarin Ratings and No. 29 by Ken Pomeroy through Jan. 1.

Notre Dame coach Mike Brey and UofL coach Rick Pitino first met in the summer of 1976 when Pitino was a coach at a Five-Star Basketball camp in Washington, D.C., and Brey was a camper as a rising senior at DeMatha High.

UofL Coach Rick Pitino has a 14-10 career record against Notre Dame (8-7 at Louisville, 6-1 at Kentucky, 0-1 at Providence, 0-1 at Boston U.).

■ **Happy New Year** — The Cardinals have often enjoyed success in its first game of the new year. Louisville has won seven of its last eight games in its first game of a new calendar year, posting an 11-4 mark under UofL Coach Rick Pitino in those initial games opening a new calendar year. Louisville beat Wake Forest 65-57 on Jan. 3, 2016 in UofL's first game of the new year last season.

■ **Statistical Milestones** — Quentin Snider needs five points for 600 in his career. Louisville is second to North Carolina for the national lead with 67 all-time 1,000 point career scorers. Snider is the next closest Cardinal to that milestone with 595 career points ... Snider's next free throw made will be the 100th of his career ... Ray Spalding needs one rebound for 200 in his career ... Donovan Mitchell passed 400 career points with a career-best 25 vs. Indiana.

■ **TV on Jan. 4** — Wednesday's game at Notre Dame will be televised live on 53 ACC Network affiliates and on ACC Network Extra, available to authenticated subscribers of ESPN on the Watch ESPN app (subject to blackout). The complete list of clearances is available at this link: <http://www.theacc.com/news/acc-basketball-on-the-acc-network-louisville-at-notre-dame-01-04-2017>



Statistical Comparison

	UND	UofL
Record	12-2	12-2
Scoring Average.....	83.2	76.1
Points Allowed	66.2	60.4
Scoring Margin	+17.0	+15.7
FG Percentage.....	.477	.440
Opp. FG Percentage391	.367
3-Pt. Percentage396	.331
FT Percentage841	.695
Rebound Margin	+2.7	+6.4
Turnover Margin	+3.7	+3.9

Last Meeting vs. Notre Dame

Notre Dame 71, Louisville 66

Feb. 13, 2016 -- South Bend, Ind. (Purcell Pavilion)

Louisville 66

Player	min	FG	3FG	FT	Reb	Ass	TO	BL	ST	PF	TP
Leef 36	4-13	4-9	1-2	1	3	1	0	2	2	13	
Johnson	f 17	0-4	0-0	0-0	3	0	0	0	0	0	0
Onuaku	c 21	3-6	0-0	0-0	4	1	1	4	1	4	6
Snider	g 37	3-9	1-3	5-6	3	4	1	0	1	2	12
Lewis	g 25	4-9	1-4	2-2	3	2	1	0	1	2	11
Stockman	8	2-2	0-0	2-2	3	0	0	1	0	1	6
Spalding	23	3-5	0-0	2-2	5	0	0	1	1	0	8
Mahmoud	11	0-1	0-0	0-0	2	0	0	1	0	3	0
Adel	4	0-0	0-0	0-0	0	0	0	0	0	1	0
Mitchell	18	4-9	2-4	0-0	1	1	3	1	1	3	10
Team					4						
Totals	200	23-58	8-20	12-14	29	11	7	8	7	18	66

Total FG% 1st H: 16-33 48.5% 2nd H: 7-25 28.0% Game: 39.7%
 3-Pt. FG% 1st H: 4-10 40.0% 2nd H: 4-10 40.0% Game: 40.0%
 F Throw % 1st H: 7- 8 87.5% 2nd H: 5- 6 83.3% Game: 85.7%

Notre Dame 71

Player	min	FG	3FG	FT	Reb	Ass	TO	BL	ST	PF	TP
Beachem	f 33	2-9	1-4	0-1	4	1	1	1	2	1	5
Auguste	f 33	4-8	0-0	3-4	12	0	1	1	1	1	11
Colson	f 30	3-8	0-0	2-2	10	1	0	2	0	2	8
Jackson	g 40	7-15	6-12	7-7	2	5	4	0	0	1	27
Vasturia	g 39	8-13	2-4	2-2	2	1	2	0	1	3	20
Pflueger	20	0-3	0-2	0-0	2	1	1	0	0	2	0
Ryan	5	0-0	0-0	0-0	1	0	0	0	0	0	0
Team					8						
Totals	200	24-56	9-22	14-16	41	9	9	4	4	10	71

Total FG% 1st H: 11-28 39.3% 2nd H: 13-28 46.4% Game: 42.9%
 3-Pt. FG% 1st H: 6-13 46.2% 2nd H: 3- 9 33.3% Game: 40.9%
 F Throw % 1st H: 8- 9 88.9% 2nd H: 6- 7 85.7% Game: 87.5%

Score by Periods

	1st	2nd	Total
Louisville	43	23	66
Notre Dame	36	35	71

Attendance: 9,149

Ties: 3

Lead Changes: 11

Series vs. Notre Dame

(Won 20, Lost 14)

Date	UL	UND	Date	UL	UND
Jan. 5, 1952 (H).....	65	59	Feb. 4, 2006 (H) (OT).....	89	86
Feb. 11, 1953 (A).....	62	73	Jan. 3, 2007 (A).....	62	78
Jan. 6, 1954 (A).....	53	72	Feb. 28, 2008 (H).....	90	85
Jan. 3, 1955 (H).....	73	69	Jan. 12, 2009 (H) (OT).....	87	73
Jan. 11, 1956 (A) (OT).....	80	75	Feb. 12, 2009 (A).....	57	90
Dec. 22, 1956 (H).....	85	75	Feb. 17, 2010 (H) (2OT).....	91	89
Jan. 18, 1958 (H).....	94	83	Feb. 9, 2011 (A) (OT).....	79	89
Jan. 29, 1958 (A).....	53	73	Mar. 11, 2011 (H) (OT).....	83	77
Dec. 20, 1958 (H)*.....	53	61	Jan. 7, 2012 (H) (2OT).....	65	67
Feb. 27, 1960 (N)*.....	54	65	Mar. 9, 2012 (N)*.....	64	50
Mar. 20, 1973 (N)#.....	71	79	Feb. 9, 2013 (A) (5OT).....	101	104
Dec. 5, 1987 (N)@.....	54	69	Mar. 9, 2013 (H).....	73	57
Mar. 3, 1989 (A).....	87	77	Mar. 15, 2013 (N)*.....	69	57
Dec. 2, 1989 (N)@.....	84	73	Mar. 4, 2015 (H).....	59	71
Mar. 1, 1991 (H).....	65	59	Feb. 13, 2016 (A).....	66	71
Dec. 5, 1991 (A).....	84	81			
Mar. 7, 1993 (H).....	83	68			
Feb. 26, 1994 (A) (OT).....	85	82			
Jan. 7, 1995 (H).....	80	72			

*Bluegrass Invitational (Louisville, KY)
 #Played in Chicago, IL
 @NIT (New York, NY)
 @Big Four Classic (Indianapolis, IN)
 *BIG EAST Tournament (New York, NY)

■ Cards Win Final Non-Conference Game

— Louisville won its final non-conference game of the regular season as the Cardinals beat No. 16 Indiana 77-62 on New Year's Eve.

The Cardinals shot a season-high 52.9 percent from the field and connected on 83.3 percent of their free throw attempts, their second-best effort at the line this year. At the defensive end, Louisville limited the Hoosiers to 32.2 percent from the field -- the eighth UofL opponent to shoot below 36 percent from the field -- including 4-of-21 accuracy from three-point range, blocked five shots and forced 14 turnovers that led to 19 points. Indiana had entered the game eighth nationally in field goal percentage (.512), 11th in scoring offense (88.4 ppg) and 20th in the NCAA in three-point field goal percentage (.404). UofL improved to 35-7 in neutral site games over the last five years.

2016-17 University of Notre Dame Fighting Irish Men's Basketball Roster

No.	Name	Pos	Yr	Ht	Wt	Hometown	High School
0	Rex Pflueger	G	SO	6-6	202	Dana Point, CA	Mater Dei
1	Austin Torres	F	SR	6-7	241	Granger, IN	Penn
2	Temple 'T.J.' Gibbs	G	FR	6-3	200	Scotch Plains, NJ	Seton Hall Prep
3	V.J. Beachem	F	SR	6-8	201	Fort Wayne, IN	New Haven
4	Matt Ryan	F	SO	6-7	228	Cortlandt Manor, NY	Iona Preparatory
5	Matt Farrell	G	JR	6-1	178	Bridgewater, NJ	Point Pleasant Beach
12	Elijah Burns	F	SO	6-8	235	Troy, NY	Blair Academy (N.J.)
13	Nikola Djogo	G	FR	6-7	203	Hamilton, Ontario	Athlete Institute Prep
21	Matt Gregory	F	JR	6-8	201	Avon, IN	Cathedral
23	Martinas Geben	F	JR	6-10	255	Vilnius, Lithuania	St. Maria Goretti
32	Steve Vasturia	G	SR	6-6	212	Medford, NJ	St. Joseph's Prep
33	John Mooney	F	FR	6-9	245	Orlando, FL	Lake Brantley
34	Patrick Mazza	F	GR	6-10	255	Glen Ellyn, IL	Glenbard West
35	Bonzie Colson	F	JR	6-5	225	New Bedford, MA	St. Andrew's School (R.I.)

Head Coach: Mike Brey Assoc. Head Coach: Rod Balanis Asst. Coaches: Ryan Ayers, Ryan Humphrey

2016-17 University of Louisville Cardinals Men's Basketball Roster

No.	Name	Pos.	Ht.	Wt.	Yr.	Exp.	Hometown (Previous School)
0	V.J. King	F	6-6	190	Fr.	HS	Cleveland, Ohio (Paul VI Catholic HS)
1	Tony Hicks	G	6-1	180	Gr.	Tr.	South Holland, Ill. (Univ. of Pennsylvania)
4	Quentin Snider	G	6-2	175	Jr.	2L	Louisville, Ky. (Ballard HS)
5	Matz Stockman	F/C	7-0	240	Jr.	2L	Oslo, Norway (Canarias Basketball Academy)
10	Jaylen Johnson	F	6-9	230	Jr.	2L	Ypsilanti, Mich. (Ypsilanti HS)
11	Jay Henderson	G	6-4	180	So.	1L	Orlando, Fla. (Lake Highland Prep)
12	Mangok Mathiang	F/C	6-10	220	Sr.	3L	Melbourne, Australia (IMG Academy)
13	Ray Spalding	F	6-10	215	So.	1L	Louisville, Ky. (Trinity HS)
14	Anas Mahmoud	F	7-0	215	Jr.	2L	Cairo, Egypt (West Oaks Academy)
15	Tyler Sharpe	G	6-1	185	Fr.	HS	Mt. Washington, Ky. (Bullitt East HS)
22	Deng Adel	F	6-7	200	So.	1L	Melbourne, Australia (Victory Rock Prep)
23	David Levitch	G	6-3	180	Sr.	3L	Goshen, Ky. (North Oldham HS)
24	Dwayne Sutton *	F	6-5	200	So.	Tr.	Louisville, Ky. (UNC Asheville)
30	Ryan McMahon	G	6-0	170	Fr.	RS	Sarasota, Fla. (Cardinal Mooney HS)
45	Donovan Mitchell	G	6-3	195	So.	1L	Greenwich, Conn. (Brewster Academy)

Pronunciation Guide: Adel (uh-DELL), Levitch (LEV-itch), Anas Mahmoud (AH-nuss mah-MOOD), Mangok Mathiang (MANG-go, silent "K" MATH-ee-ang), Matz (Motts).

* Sutton will sit out the 2016-17 season after transferring from UNC Asheville

■ **Stifling Defense** -- Louisville leads the nation in Ken Pomeroy's adjusted defensive efficiency through Jan. 1. The Cardinals are sixth in the nation in field goal percentage defense (.367), 16th in scoring defense (60.4 ppg), sixth in blocked shots (6.5 per game), third in three-point field goal defense (.273), 31st in turnover margin (+3.9), 11th in rebounds per game (42.1), 15th in offensive rebounds per game (14.5), 27th in scoring margin (+15.7) and 32nd in rebound margin (+6.4) through Jan. 1. Six of the Cardinals 14 opponents this season have scored under 60 points.

In its last game against No. 16 Indiana, UofL limited the Hoosiers to 26 points below their average and 19 percentage points below their season field goal percentage. Against No. 6 Kentucky, the Cardinals limited the Wildcats to 25 points below their scoring average, as they were third in the nation in scoring entering the game. Louisville held the Wildcats to 39.7 percent shooting from the field, one of 11 opponents that have shot below 40 percent against the Cardinals this season.

Nine of Louisville's 14 opponents this season have shot below 36 percent from the field and four have shot below 32 percent. Eastern Kentucky shot 35.6 percent when the Cardinals limited the Colonels to 16 first-half points. It was the third time UofL has held a team under 20 points in a half this season (also vs. Wichita State and Purdue). UofL held seven opponents to 20 or fewer points in a half last season. UofL has collected eight or more steals in six games.

Against No. 15/16 Purdue, the Cardinals limited the Boilermakers to 19 points and 25 percent shooting from the field in the first half, as well as 35.8 percent accuracy for the game. Purdue entered the game 18th nationally in offensive efficiency and its starting front line produced 23 points after entering the game averaging 47.4 points per game.

Louisville held Wichita State to 31.6 percent shooting from the field and just 52 points as the Cardinals employed its matchup zone for the first time this season. The effort was even more impressive considering that Wichita State entered the game shooting 50.7 percent and was averaging 91 points per game. Fatigue was a likely factor in Baylor shooting 65.4 percent in the second half vs. UofL, its poorest half of the season.

■ **Card File** — The Cardinals have won at least 12 of its first 14 games for the seventh straight season. Louisville's best start in that stretch was 16-1 during UofL's 2012-13 NCAA Championship season. UofL won 13 of its first 15 games last season ... UofL's bench contributed three of its top four scoring productions in the last five games with a season-high 43 points vs. Texas Southern, 42 vs. Eastern Kentucky and 39 against Indiana in its last game ... Over its 14 games, UofL's center position manned by Mangok Mathiang, Anas Mahmoud and Matz Stockman have collectively averaged 11.9 points, 10.4 rebounds and 3.2 blocked shots ... Louisville has gotten the ball inside, with nearly half of its points (46 percent) being scored in the paint (492 of 1,066). The Cardinals scored 30 of its 77 points in the paint vs. Indiana in its last game ... Louisville has gathered nine or more steals in five games this season. The Cardinals had double-digit steals in five games all last season. UofL has scored an average of 15.7 points off of turnovers through its 14 games, scoring 19 points off turnovers in its last game vs. Indiana ... Louisville's roster with a trio of seniors has the Cardinals ranked 216th in the nation in experience ... The Cardinals average size of 78.3 inches is the 15th tallest in the nation. UofL is fifth in average height in the ACC behind 2 Florida State, 5 Syracuse, 6 Pittsburgh and 9 Duke ... Against Virginia, Louisville had season lows in points (53), field goals attempted (44), three-point field goals made (2), three-point percentage (14.3) and assists (7) while also matching a season low for made field goals (19) and blocked shots (2).

■ **Four Straight Ranked Foes** — Notre Dame marks the fourth consecutive Associated Press Top 25 ranked opponent for the Cardinals. It is the first time that UofL has ever faced four straight ranked foes in the regular season. Louisville has beaten #6 Kentucky and #16 Indiana while falling to #12 Virginia in this stretch. The Cardinals have faced three straight ranked opponents during the regular season on five occasions (1949-50, 1991-92, 1997-98, 2008-09, 2013-14). UofL has played as many as four ranked teams consecutively on three previous occasions, all of which were in a closing postseason competition run: five straight in 1974-75, and four straight in '58-59 and '11-12.

■ **Cards vs. No. 23** -- UofL has an all-time 5-1 record vs. teams ranked No. 23 in the AP poll, as Notre Dame stands entering Wednesday's game. Louisville has a 3-2 record against ranked teams this season. The Cardinals have won 35 of their last 62 games against ranked opponents over the last seven years. Louisville has a 65-64 record against ranked opponents in Coach Rick Pitino's 16 years with the Cardinals.

■ **Cardinal Sports** — In its first 14 games this season, Louisville has produced 28 runs of 8-0 or better, including runs of 12-0 and 9-0 in its last game against Indiana. The Cardinals had a season-best 26-0 run against Eastern Kentucky. Louisville has forced its opponents into 37 scoring droughts of three minutes or more, including 4:56, 3:08 and 3:00 scoring droughts in its last game vs. Indiana. UofL's defense produced a season-best 9:00 period of scoreless defense against Eastern Kentucky.

■ **Snider MVP, National Player of Week** — Quentin Snider was named as the Most Valuable Player of UofL's Dec. 21 game vs. Kentucky by the Bluegrass Sports Commission. He delivered a career-best 22 points, grabbed a career-high matching six rebounds and handed out a game-high five assists. Snider's efforts also earned him USBWA Oscar Robertson National Player of the Week honors, as well as the ACC Player of the Week for games Dec. 19-25. He is the first Cardinal to be named a national player of the week since Montrezl Harrell in 2014. He was the first Cardinal honored by the ACC this year.

■ **Cards' Trio Unique in Top 15** - Louisville is the only school in the nation with its football, men's basketball and women's basketball programs each ranked among the Associated Press' top 15 (football: No. 15; women's basketball: No. 8; men's basketball: No. 9 through Jan. 2). The Cardinals have four additional sports ranked among the nation's top teams in men's soccer (8th), field hockey (8th), women's swimming (11th) and men's swimming (8th). UofL's men's soccer team was the No. 4 overall seed in the NCAA Championship and advanced to the Elite Eight. UofL's women's cross country team advanced to the NCAA Championship for the first time in school history and the Cardinals' field hockey team competed in the NCAA Tournament.

■ **Block Birds** — UofL's 91 blocked shots (6.6 per game) ranks sixth in the nation. The Cardinals have blocked at least four shots in 10 of its 14 games this season, including five against Indiana in their last game. UofL swatted a season-high 14 blocked shots against Eastern Kentucky, its third double-digit blocked shot total of the season (10 vs. Evansville, 11 vs. William & Mary). UofL has had 10 or more swats in a game six times over the last six years, three of which that have occurred this season. Anas Mahmoud is second in the ACC and 27th nationally in blocks (2.5). Four Cardinals have set career highs in blocked shots: Mahmoud with six vs. Wichita State, Mangok Mathiang with five vs. William & Mary, Jaylen Johnson with six vs. Southern Illinois and Donovan Mitchell with four swats vs. W&M. Mathiang has blocked a shot in 67 career games and Mahmoud has swatted a shot in 36 career games.

■ **Impressive Academic Performance** -- While the University of Louisville men's basketball team has performed well on the court, the Cardinals have excelled in the classroom as well. The team produced a collective 3.27 grade point average for 2015-16, just below its record 3.40 GPA from the 2013-14 season. Louisville has received an NCAA Public Recognition Award each of the last four years for ranking among the top 10 percent in men's basketball in the Academic Progress Rate, which measures academic eligibility, retention and graduation for student-athletes. The Cardinals had a perfect 1000 APR in the most recent four-year period, all while winning a combined 123 games — the second-most in the nation in that stretch — and the Cardinals won the 2013 NCAA Championship and reached the 2012 Final Four.

UofL had a collective 3.18 GPA for the most recent 2016 fall semester and 10 of 15 Cardinals earned a 3.0 or better, including six with a 3.4 or higher GPA. The men's basketball team has been around a collective 3.0 GPA for 17 consecutive semesters. Louisville placed a league-high seven individuals on the 26-member 2016 ACC All-Academic Team each of the last two years. Prior to entering the ACC, UofL's men's basketball team earned four straight league Team Academic Excellence Awards, recognizing the highest collective grade-point averages in each of the conference sports (2014 American Athletic Conf., 2011-13 Big East).

■ **Cards Continue Productive Defense** — Louisville teams under Rick Pitino have been known for their defensive intensity and the 2015-16 unit followed in that tradition. Last season, UofL limited its opponents to 58 or less points in 13 games, allowing an average of 61.1 points, which ranked sixth in the nation in scoring defense. Louisville committed fewer turnovers than its opponent in 23 games and was 19th in the nation in turnover margin (+3.0), committing single-digit turnovers in seven games.

Louisville has ranked among the nation's top 40 in field goal percentage defense in 12 of the past 14 years, including last season's .390 percentage, which was ninth in the nation. UofL held 16 of its opponents under 40 percent shooting from the field last year, nine under 36 percent and five under 30 percent.

■ **Challenging Schedule** — Louisville will face a challenging schedule for the 2016-17 season. The Cardinals have played a schedule ranked among the top 16 toughest by the ratings percent index (RPI) in seven of the last nine seasons. Twenty-three of the Cardinals' 31 games will be played against teams that participated in post-season competition last season, including 16 from the 2016 NCAA Tournament. A total of 25 of the Cardinals' games will be played against teams that won 20 or more games last season. Louisville's overall schedule is ranked ninth in the RPI through Jan. 1 and its non-conference schedule is 11th in the nation.

Eighteen of Louisville's 31 games this season will be against teams that were ranked among the nation's top 25 or were receiving votes in the preseason USA Today coaches poll, including five games among teams in the top seven (1 Duke, 4 Kentucky, 6 North Carolina, 7 Virginia twice, 12 Indiana, 15 Purdue, 17 Syracuse twice; receiving votes: Florida State, Miami, Notre Dame twice, Virginia Tech, Clemson, Pittsburgh twice, Wichita State). Five of the top 17 teams in the preseason poll hailed from the ACC including No. 14 Louisville, with six more among those receiving votes.

■ **Georgia Tech Awaits Next** — Louisville will play its second straight on the road as the Cardinals visit the Georgia Tech Yellow Jackets in Atlanta, Ga. on Jan. 7 at 2 p.m. ET (ACC Network/WHAS-TV in Louisville). Georgia Tech (9-4) has won three straight and five of its last six after stunning No. 9 North Carolina 75-63 on Dec. 31 in its last game. The Yellow Jackets are third in the nation in blocked shots, averaging 7.0 per game and have limited opponents to 64.8 points (sixth in the ACC, 50th in the NCAA) and 38.5 percent shooting from the field (fifth in the ACC, 29th in the NCAA). Louisville has an 18-13 series advantage over Georgia Tech and the Cardinals have won the last five matchups. The teams met twice last season, with Louisville winning 75-71 in Atlanta as Damion Lee scored 17 points and Anas Mahmoud added a career-high 15 points off the bench (1-23-16); and the Cardinals prevailed 56-53 in Louisville in UofL's final home game of the season as Chinanu Onuaku led the Cardinals with 17 points and 11 rebounds (3-1-16) on Senior Day. Georgia Tech will play at No. 5 Duke on Jan. 4 prior to facing the Cardinals.

■ **Guide Online** — The UofL Men's Basketball Guide is available online at GoCards.com, specifically at <http://gocards.com/sports/2016/10/10/2016-17-mens-basketball-media-guide.aspx>.

'16-17 NATIONAL RANKINGS

Associated Press (Jan. 1)

1	Villanova
2	Baylor
3	Kansas
4	UCLA
5	Gonzaga
6	Kentucky
7	West Virginia
8	Duke
9	Louisville
10	Creighton
11	Virginia
12	Florida State
13	Wisconsin
14	North Carolina
15	Oregon
16	Xavier
17	Arizona
18	Butler
19	Saint Mary's
20	Purdue
21	Virginia Tech
22	Cincinnati
23	Notre Dame
24	Florida
25	Indiana / USC

ESPN/USA Today (Jan. 1)

1	Villanova
2	Kansas
3	Baylor
4	Gonzaga
5	UCLA
6	Kentucky
7	West Virginia
8	Duke
9	Louisville
10	Creighton
11	Wisconsin
12	Virginia
13	Florida State
14	Oregon
15	Xavier
16	North Carolina
17	Arizona
18	Butler
19	Saint Mary's
20	Purdue
21	Notre Dame
22	Cincinnati
23	Virginia Tech
24	Florida
25	Indiana

Louisville in the Polls

Date	AP	USAT	Date	AP	USAT
preseason	13	14	Dec. 12	11	11
Nov. 14	12	12	Dec. 19	10	11
Nov. 21	10	10	Dec. 26	6	7
Nov. 28	14	14	Jan. 2	9	9
Dec. 5	11	13			

■ **Cards Sixth All-Time in the Polls** — Louisville has been ranked in the Associated Press poll on 612 occasions, sixth most all-time. UofL has been ranked among the nation's top 15 in the preseason poll five of the last six years (13th this year, unranked in 2015-16, eighth in 2014-15, third in 2013-14, second in 2012-13, ninth in 2011-12). Until the first three polls of 2014-15, the last time UofL had not been in the poll was March 5, 2012 -- a year in which UofL advanced to the Final Four.

■ **Success vs. Top 25 Foes** -- Louisville has won 35 of its last 62 against AP ranked opponents, defeating No. 16 Indiana on Dec. 31 in its last Top 25 matchup. UofL has a 52-42 record against Top 25 teams over the last 10 years (3-2 this year, 3-5 in 2015-16, 4-7 in 2014-15, 5-5 in 2013-14, 9-3 in 2012-13). UofL has been victorious eight of the last 18 times it has faced an AP top-five foe. UofL has won 19 of its last 38 games when facing Top 10 teams, spanning the last 10 years.

■ **Ear It Pronunciations** -- Trouble with pronunciations? Check out the Ear It pronunciations for the Cardinals' players from the men's basketball roster on www.GoCards.com. The links next to player names on the roster are supplied by TheNameEngine.com, an interactive audio service that provides proper audio pronunciations and phonetic spellings.

■ **Cards Have 14 Straight 20-Win Seasons** — Louisville is one of four Division I schools in the nation which has won 20 or more games in each of the past 14 seasons. Reaching 20 victories during the 2015-16 season and extending their streaks are Kansas (27), Duke (20), Gonzaga (18) and Louisville (14). UofL Coach Rick Pitino has won at least 20 games in a season on 24 occasions, ranking him fifth among active coaches in 20-win seasons and 11th overall. Pitino won 30 in a single season for the sixth time in 2013-14. UofL has won at least 19 games in 42 of the last 46 years.

■ **Mathiang, Snider Named Team Captains** — Senior forward/center Mangok Mathiang and junior guard Quentin Snider were selected as team captains for the Cardinals' 2016-17 season. One of three captains last season, the 6-10 Mathiang averaged 7.1 points, 5.7 rebounds and 1.2 blocked shots in the first 10 games before a broken foot sidelined him for the rest of the year. He was the MVP of the Brooklyn Hoops Holiday Invitational championship game when he produced a double-double with 17 points and 13 rebounds. Second on the team in minutes played last season, and a team-leading 3.5 assists as a sophomore. His 109 assists and just 40 turnovers ranked him fourth in the ACC in assists-to-turnovers ratio (2.73; 43rd in the NCAA) as he committed a turnover just once in every 21.2 minutes of action. He scored a career-high 21 points at NC State, knocking down 4-of-6 three-pointers in the game. Mathiang and Snider were both members of the All-ACC Academic Men's Basketball team each of the last two years.

■ **Good Production Returns** -- While the Cardinals will miss their departed top three scorers in G/F Damion Lee (15.9 ppg, 3.9 rpg, 61 three pointers), G Trey Lewis (11.3 ppg, 2.3 apg, 46 threes) and F/C Chinanu Onuaku (9.9 ppg, 8.5 rpg, .620 FG Pct.), over half of their total production will return. Louisville returns 51 percent of its scoring from the 2015-16 squad (1183 of 2324 points), 59 percent of its rebounding (697 of 1183), 57 percent of its assists (238 of 419) and 57 percent of the total minutes played (3553 of 6200). Louisville returns 10 lettermen and two starters, with Quentin Snider as the Cardinals' leading returning scorer at 9.4 points per game a year ago.

■ **29 Former Pitino Assistants/Players Became Head Coaches** -- UofL Coach Rick Pitino has had 29 of his former assistants or players rise to a collegiate head coaching position. Pitino's son, Richard Pitino, added his name in April 2012 when he was named head coach at FIU and is now at Minnesota. There are 10 additional former assistants as current head coaches to bring the total to 11 active, including Mick Cronin at Cincinnati; Scott Davenport at Bellarmine (Division II); Kevin Keatts at UNC Wilmington; Steve Masiello at Manhattan; Marvin Menzies at UNLV; Kareem Richardson at Missouri-Kansas City; Reggie Theus at Cal State Northridge; Kevin Willard at Seton Hall; and Tubby Smith at Texas Tech. Pitino's nine Division I former assistants as current head coaches is the most in the nation. Four active coaches reached the 2016 NCAA Tournament (Cronin, Keatts, Smith and Willard).

Pitino has a collective 40-10 record in games against his former assistants (3-0 vs. Ralph Willard; 7-5 Tubby Smith; 7-0 Billy Donovan; 7-5 Mick Cronin; 1-0 Scott Davenport; 1-0 Marvin Menzies; 6-0 Kevin Willard; 2-0 Steve Masiello; 2-0 Richard Pitino; 2-0 Kareem Richardson; 1-0 Kevin Keatts; 1-0 Reggie Theus). Davenport's team won the 2011 NCAA Division II Championship. Indiana Pacers head coach Frank Vogel was a student manager for Pitino at Kentucky and his video coordinator with the Celtics. Pitino coached former Golden State Warriors coach Mark Jackson at the New York Knicks. Donovan moved from Florida to the NBA's Oklahoma City Thunder. Eastern Kentucky coach Dan McHale was a program assistant for two seasons on Pitino's first staff at Louisville and was director of video operations for two additional years. Eight former Pitino players also became collegiate head coaches, four of which are currently active including Travis Ford of Saint Louis University; Allen Edwards of Wyoming; Mark Pope of Utah Valley; and Masiello. Including games against both his former assistants and former players who went on to become collegiate head coaches, Pitino is 47-11 overall (record vs. former players as head coaches: 3-1 vs. Travis Ford, 2-0 vs. John Pelphrey, 1-0 Scott Padgett, Mark Pope 1-0 and Donovan).

■ **Non-Conference Success** -- Louisville has a 202-45 record (.818) against non-conference opponents in Coach Rick Pitino's 16 seasons (includes post-season). The Cardinals are 140-10 at home in regular season non-conference games under Pitino, including a 63-3 mark over the last seven seasons in the KFC Yum! Center.

■ **Pitino Fourth in Wins in 32 Seasons** -- Early in the 2016-17 season, UofL Coach Rick Pitino already ranks fourth in most career coaching victories through 32 seasons. Pitino's 757 victories place him 15 wins behind Jim Boeheim for third on the list.

Best Career Coaching Starts by Wins - 32 Seasons

Coach, School	Seasons	W	L	Pct.
1. Mike Krzyzewski, Army & Duke.....	1976-2007	775	261	.748
2. Dean Smith, North Carolina.....	1962-93	774	223	.776
3. Jim Boeheim, Syracuse.....	1977-2008	771	278	.735
4. Rick Pitino, Hawaii, Boston U., Providence, Kentucky & Louisville	1976, 79-83, 86-87, 90-97, 2002-16	757	264	.741
5t. Lute Olson, Long Beach St., Iowa & Arizona	1974-2005	740	256	.743
5t. Bob Huggins, Walsh, Akron, Cincinnati, Kansas St. & West Virginia.....	1981-2005, 07-14	740	302	.710

Most Final Four Appearances All-Time

12 John Wooden
12 Mike Krzyzewski
11 Dean Smith
8 Roy Williams
7 Rick Pitino
7 Tom Izzo

HEAD COACH RICK PITINO

In his 32nd season as a collegiate head coach and 16th at Louisville, UofL Coach Rick Pitino has compiled a 757-264 overall record (403-136 at UofL). A member of the Naismith Memorial Basketball Hall of Fame, he



is the first coach to take three different schools to the NCAA Final Four -- including his 2005, 2012 and 2013 Cardinal teams -- and the first to win an NCAA Championship at two different schools after guiding Louisville to the 2013 NCAA title. Among active coaches, Pitino (Massachusetts '74) has the second-highest winning percentage in NCAA Tournament games (.746 winning percentage, 53-18 record in 20 NCAA tournament appearances) and his overall .741 winning percentage entering the season ranks him 14th among active coaches. He guided Kentucky to three NCAA Final Four appearances in eight seasons (1989-97), winning the 1996 NCAA Championship and reaching the national title game in 1997. He has also served as head coach at Providence College (1985-87, 1987 Final Four), Boston University (1978-83), Hawaii (last six games in 1975-76) as well as the NBA New York Knicks (1987-89) and Boston Celtics (1997-2001). Pitino has a 14-10 career record against Notre Dame (8-7 at Louisville).

Rick Pitino Collegiate Head Coaching History

School	First yr.	Last yr.	W	L	Pct.
Hawaii	1975-76	1975-76	2	4	.333
Boston U.	1978-79	1982-83	91	51	.641
Providence	1985-86	1986-87	42	23	.646
Kentucky	1989-90	1996-97	219	50	.814
Louisville	2001-02	Present	403	136	.747
Total (31 seasons)			757	264	.741

Pitino's Milestone Collegiate Victories

No.	Date	Score
1	2/28/76	Hawaii 82, Portland 58
100	12/21/86	Providence 93, Howard 84
200	3/22/92	Kentucky 106, Iowa State 98
300	1/20/96	Kentucky 124, TCU 80
400	12/7/03	Louisville 56, Holy Cross 40
500	11/24/07	Louisville 64, Old Dominion 53
600	11/11/11	Louisville 83, UT Martin 48
700	11/26/14	Louisville 45, Cleveland St. 33
750	11/24/16	Louisville 62, Wichita State 52

Pitino's Milestone Louisville Victories

No.	Date	Score
1	11/18/01	Louisville 92, South Alabama 38
100	12/4/05	Louisville 67, Arkansas State 55
200	3/27/09	Louisville 103, Arizona 64
300	3/4/13	Louisville 67, Cincinnati 57
350	12/14/14	Louisville 68, UNC Wilmington 57
400	12/10/16	Louisville 102, Texas Southern 71

Active Coaches with 700 wins (through Jan. 1)

Coach, school	Record	Pct.
Mike Krzyzewski, Duke	1055-323	.766
Jim Boeheim, Syracuse	892-346	.721
Bob Huggins, West Virginia	803-322	.713
Roy Williams, North Carolina	795-212	.791
Rick Pitino, Louisville	757-264	.741

■ **Mitchell, Adel Candidates for National Awards** — UofL guard Donovan Mitchell is among 20 watch list members for the 2017 Jerry West Shooting Guard of the Year Award, while forward Deng Adel is among the 20-player watch list for the 2017 Julius Erving Small Forward of the Year Award. Both annual awards are in their third year being presented by the Naismith Memorial Basketball Hall of Fame. Mitchell, a communication major from Greenwich, Conn., and Duke's Grayson Allen are the only two ACC representatives on the watch list for the West Award. Adel, a communication major from Melbourne, Australia, is one of six ACC representatives on the watch list for the Erving Award. By mid-February, the watch list will be narrowed to 10 and then will be down to five finalists in March. The winner of both awards will be presented at the ESPN College Basketball Awards Show in Los Angeles on April 7, 2017.

■ **Cards' Class Among Nation's Best** -- Four outstanding high school products have each signed a national letter-of-intent with UofL, ranking this Cardinal group among the nation's top recruiting classes. The list of impressive signees includes **Jordan Nwora**, a 6-7, 215-pound forward from Buffalo, N.Y. and Vermont Academy in Saxtons River, Vt.; **Darius Perry**, a 6-2, 170-pound guard from Powder Springs, Ga. and Wheeler High School in Marietta, Ga.; **Lance Thomas**, a 6-8, 210-pound forward from Norcross (Ga.) High School; and **Malik Williams**, a 6-11, 215-pound forward/center from Snider High School in Ft. Wayne, Ind.

Nwora (pronounced WOR-uh) averaged 23.4 points and 10.1 rebounds as a senior last season in leading The Park School in Buffalo, N.Y. to the Manhattan Cup Class A final. He will play his final prep season at Vermont Academy in Saxtons River, Vt. A two-time All-West New York selection, Nwora enters the year ranked No. 89 nationally by Rivals.com, 109th by 247Sports.com, and is No. 91 in the ESPN 100.

Perry averaged 15.0 points, 4.3 assists, 4.0 rebounds and 3.1 steals as a junior last season as Wheeler posted a 22-6 record before falling in the first round of the Georgia state playoffs. Honored as a first-team all-region pick as a junior, Perry is ranked is No. 53 nationally in the ESPN 100, 63rd by 247Sports.com, 76th by Scout.com and 82nd by Rivals.com.

Thomas averaged 8.3 points, 6.6 rebounds and 3.7 blocked shots as a junior last season in helping his Norcross High School team to a 26-4 record and the Georgia Class AAAAAA Sweet 16 before falling to eventual state champion Westlake. A first-team All-Region 7 selection last year, Thomas is ranked No. 76 nationally by 247Sports.com and No. 121 by Scout.com, which lists him as the 16th-best power forward in the nation.

Williams averaged 21.2 points, 13.1 rebounds, 2.9 blocked shots and connected on 36 percent of his three-point attempts as a junior last season in helping his Snider High School team produce a 14-9 record. A first-team All-Summit Athletic Conference selection as a junior, Williams is ranked No. 21 nationally Scout.com, No. 29 by Rivals.com, No. 30 by 247Sports.com and is No. 41 the ESPN 100.

■ **Cards vs. Non-Conference Foes** -- Louisville has won 54 of its last 55 non-conference games at home in the KFC Yum! Center, spanning the last seven seasons. The Cardinals won 35 straight over non-conference opponents between falling to Kentucky on Dec. 27, 2014 and its previous home non-conference loss on Dec. 31, 2010 to Kentucky. The only other non-conference loss UofL has suffered in the KFC Yum! Center was a 52-46 setback at the hands of Drexel on Dec. 14, 2010. In its seventh season in the spectacular KFC Yum! Center, Louisville has an overall 107-14 record in home games, including a 63-3 record against non-conference opponents. The Cardinals have won their last 18 home games against non-conference opponents. UofL has won 42 consecutive home games in November spanning the last 25 years, including a perfect 29-0 record in the KFC Yum! Center.

■ **21 Sweet 16s for Cards** — Louisville advanced to its 21st NCAA Sweet 16 in 2014-15, its fourth straight. Only three teams have had more Sweet 16 appearances than Louisville's 21 since the NCAA began Sweet 16 records in 1975 (North Carolina 27, Duke 25, Kentucky 24). The Cardinals have won seven of their last eight regional semifinal games. Louisville has been to at least the Sweet 16 in seven of the last 12 years. Louisville's NCAA Sweet 16 teams: 1975, 1978, 1979, 1980, 1982, 1983, 1984, 1986, 1988, 1989, 1993, 1994, 1996, 1997, 2005, 2008, 2009, 2012, 2013, 2014, 2015.

■ **Sweet 16 Success** -- Louisville is one of just teams that have reached the NCAA Tournament Sweet 16 in four of the last five years. Only Louisville (missed the Sweet 16 in 2016), Michigan State (missed in 2016), and Wisconsin (missed in 2013) have been to four Sweet 16s from 2012-16.

■ **Cardinals Have Reached 14 Elite Eights** -- Louisville has reached the NCAA Elite Eight on 14 occasions, including five of the last nine years. Louisville's 14 Elite Eight appearances rank sixth nationally. The NCAA recognizes Elite Eight records since 1951, the first year that all teams in the tournament would be required to win at least one game to advance to the Elite Eight. The Cardinals have a 10-4 record in regional championship games, winning two of their last three. (UofL years in Elite Eight: 1959, 1972, 1975, 1980, 1982, 1983, 1986, 1997, 2005, 2008, 2009, 2012, 2013, 2015).

Louisville has won ...

... 48 of its last 64 post-season tournament games over the last 12 years (including conference, NCAA and NIT since 2005).

Louisville is 25-4 in the postseason over the last five years.

... 26 of its last 34 games in the NCAA Tournament (since 2005), advancing to the final eight teams five times in the last nine years (2008, 2009, 2012, 2013, 2015).

... 30 of 38 games during the month of March over the last five years.

... 158 games over the last six years, tied for the fifth-most wins in the nation in that stretch. Louisville is one of just three teams to win at least 30 games in three of the last five seasons (also Kentucky, Wichita State), winning a school-record 35 victories during the Cardinals' 2012-13 NCAA Championship season.

... 20 games for the last 14 straight seasons, a feat accomplished by only four schools.

... 12 ACC regular season games in 2014-15 and 2015-16. Louisville has won at least 10 league games for nine straight seasons. UofL has finished in the top three in its conference six of the last 10 years.

... 10 of its last 11 conference tournament games. Louisville is 15-3 with three championships over its last seven conference tournaments, reaching the title game five times. Louisville has won three of the last four conference tournament titles in which it has participated.

■ Cards Among Nation's Best in Pitino

Era — Louisville is among 17 programs in the nation that have won at least 70 percent of its games over the last 16 years. Louisville has a .748 winning percentage since UofL Coach Rick Pitino took over the reins of the Cardinal program, sixth best in the nation.

Best Winning Percentage Last 16 Years

Louisville is among the top 20 programs in the nation in winning percentage over the last 16 seasons under Pitino. (records through Jan. 1)

School	2016-17	2001-16	Total	Pct.
Kansas	12-1	448-95	460-96	.827
Gonzaga	14-0	414-95	428-95	.818
Duke	12-2	435-98	447-100	.817
Kentucky	11-2	410-124	421-126	.770
Memphis	10-4	398-127	408-131	.757
Louisville	12-2	391-134	403-136	.748
Pittsburgh	11-3	385-134	396-137	.743
Wisconsin	12-2	379-138	391-140	.736
Syracuse	8-6	389-138	397-144	.734
North Carolina	12-3	392-144	404-147	.733
Florida	10-3	386-145	396-148	.728
Arizona	12-2	368-145	380-147	.721
Michigan State	10-5	386-152	396-157	.716
Xavier	12-2	360-147	372-149	.714
Connecticut	5-8	374-146	379-154	.711
Butler	11-2	356-149	367-151	.708
Ohio State	10-3	351-146	361-149	.708

NCAA Sweet 16 Appearances (since 1975)

North Carolina	27
Duke	25
Kentucky	24
Louisville	21
Kansas	21

NCAA Elite Eight Appearances (since 1951)

Kentucky	32
North Carolina	25
Duke	20
Kansas	20
UCLA	20
Louisville	14
Michigan State	13

■ Cards Chosen Fourth in ACC Preseason Poll

— UofL was picked to finish fourth in the Atlantic Coast Conference in 2016-17 in a preseason media poll with Duke as the league favorite. Duke junior guard Grayson Allen was honored as the preseason Player of the Year while NC State freshman guard Dennis Smith, Jr. was chosen the ACC Preseason Rookie of the Year. Louisville did not have a player on the preseason all-conference team, but UofL forward V.J. King received votes in the rookie voting. Louisville finished fourth in each of its first two years in the ACC. The 64th annual ACC Tournament will be played March 7-11 at the Barclays Center in Brooklyn, N.Y.

■ Cards Have Been Tough on the Road

— UofL has a 65-39 record over the last 11 years on its opponent's home court (.625). Louisville has posted a 10-8 road record in its first two years in the ACC. UofL had the most road victories of any school in Big East Conference games over its last seven years in that league and was a league-best 8-1 in its road games in The American during the 2013-14 season. The Cardinals have a 56-33 record in conference games on the road over the last 11 seasons (.629). In neutral site games, Louisville has a 35-7 record over the last five years (.833) and a 45-14 neutral site record over the last eight years (.763).

In conference games overall, Louisville had the most Big East Conference victories over its eight years in that league during the regular season (from 2005 to 2013). Louisville had a 95-45 Big East record in league victories during the regular season, just ahead of Syracuse and Pittsburgh (both at 92-48). Louisville finished fourth in each of its first two years in the ACC with a 12-6 league record each season.

■ **Five-League Champs** -- UofL Coach Rick Pitino is the only coach to win both regular season and tournament championships in five different conferences, including three while at Louisville (ECAC North Atlantic, Southeastern, Conference USA, Big East, American).

■ **Card File** -- Louisville is No. 9 in the RPI, 8 in the Sagarin Ratings and 9 in Ken Pomeroy's rankings through Jan. 1 ... Louisville has outrebounded 11 of its 14 opponents this season, including six by double-digit margins. Indiana held a 39-28 margin on the boards in UofL's last game. The Cardinals are 32nd in the nation in rebounding margin (+6.4) ... Jaylen Johnson is 17th in the nation in offensive rebounds per game (3.79) ... In the first half of its 14 games, Louisville has allowed an average of 27.4 points and 33.5 percent shooting from the field ... Louisville's free throw percentage has improved lately as the Cardinals have hit 68.9 percent at the line over its last nine games (144-of-209; first five games: .641). UofL shot a season-high 84.2 percent at the line at Grand Canyon (16-of-19). Louisville has made 74.3 percent of its free throws in its five road/neutral site games this season (78-of-105) ... Jaylen Johnson's 105 rebounds in 14 games this season are 43 percent of his career boards. His 7.5 rebounds per game this year is 12th in the ACC. Johnson pro-rated rebounding average of 14.2 over 40 minutes is the best on the team ... Attendance for UofL basketball games at the KFC Yum! Center surpassed the 2.5 million mark against Southern Illinois. A total of 2,598,673 fans have flocked to the arena to watch UofL play in the Cardinals' seven seasons in the spectacular facility, an average of 21,301 fans per game. The 22,783 fans that witnessed the Cardinals' victory over Kentucky on Dec. 21 was the 10th largest crowd in the facility ... Louisville has been ranked in 85 of the last 88 Associated Press polls ... Louisville has won its last 156 games when holding its opponent below 50 points, last falling when that occurred 44-41 to Western Kentucky on Jan. 10, 1945. The Cardinals limited Evansville to 47 points in the season opener ... Over the last seven seasons, Louisville has recovered from nine or more points down to win on 23 occasions ... Louisville led Baylor by 22 points in the first half (32-10 with 4:02 left in the half) ... Louisville reached the championship game of the 2016 Battle 4 Atlantis before falling to Baylor. UofL guards Donovan Mitchell and Quentin Snider were named to the five-person all-tournament team ... With its victory over Old Dominion, the Cardinals improved to 81-43 all-time in overtime games, including a 12-6 record since the 2004-05 season ... Louisville's 29.7 percent shooting from the field against Old Dominion on Nov. 23 was its lowest ever in a victory. The previous low was 30.2 percent in a 53-44 win at Memphis on Feb. 26, 2005 ... After beating Texas Southern, Louisville improved to 48-3 in first-time meetings with opponents under coach Rick Pitino, including a 19-1 record since the 2010-11 season ... UofL Coach Rick Pitino is the only former NBA coach to win 750 collegiate games ... With its 79-70 victory at Grand Canyon and Coach Dan Majerle, Louisville improved to 35-14 against coaches who were NBA or ABA All-Stars, including an 11-0 mark since 1996 and an 8-0 record under Rick Pitino ... After combining for 59 turnovers in their first public intrasquad game on Oct. 12, the Cardinals have committed 10 or fewer turnovers in six of its 14 games. Louisville is 45th nationally in fewest turnovers per game (11.7) ... Grand Canyon's DeWayne Russell poured in 42 points against Louisville, the most the Cardinals have allowed an individual to score since Joel Curbelo of American University in Puerto Rico scored 47 against the Cardinals on Nov. 24, 1995. It was the most that an individual scored on UofL under Coach Rick Pitino since Luke Harangody of Notre Dame scored 40 on Feb. 28, 2008. Louisville won all three of those 40+ games by the opponent.

2016-17 ACC Preseason Media Poll

1. Duke	9. Miami
2. North Carolina	10. Virginia Tech
3. Virginia	11. Clemson
4. Louisville	12. Pittsburgh
5. Syracuse	13. Wake Forest
6. NC State	14. Georgia Tech
7. Notre Dame	15. Boston College
8. Florida State	

ATLANTIC COAST CONFERENCE

(ACC Standings through Jan. 2)

School	ACC	Overall	Streak
Florida State	2-0	14-1	W 10
Virginia Tech	1-0	12-1	W 8
Notre Dame	1-0	12-2	W 3
Clemson	1-0	11-2	W 9
Miami	1-0	11-2	W 7
Georgia Tech	1-0	9-4	W 3
Boston College	1-0	8-6	W 2
Virginia	1-1	11-2	L 1
Louisville	0-1	12-2	W 1
Duke	0-1	12-2	L 1
North Carolina	0-1	12-3	L 1
NC State	0-1	11-3	L 1
Pittsburgh	0-1	11-3	L 1
Syracuse	0-1	8-6	L 1
Wake Forest	0-2	9-5	L 2

Upcoming ACC Games

Tuesday, January 3

North Carolina at Clemson - ESPN2	7:00
Boston College at Wake Forest - RSN	7:00

Wednesday, January 4

Georgia Tech at Duke - ESPN2	7:00
Miami at Syracuse - RSN	7:00
Virginia Tech at NC State - ACCN	9:00
Louisville at Notre Dame - ACCN	9:00
Virginia at Pittsburgh - RSN	9:00

Saturday, January 7

Pittsburgh at Syracuse - ACCN	Noon
Boston College at Duke - RSN	2:00
Virginia Tech at Florida State - ACCN	2:00
Louisville at Georgia Tech - ACCN	2:00
Clemson at Notre Dame - ESPNU	3:00
NC State at North Carolina - ESPN	2:00/8:00

Sunday, January 8

Wake Forest at Virginia - ESPNU	8:00
---------------------------------	------

Tuesday, January 10

Syracuse at Virginia Tech - ESPNU	7:00
Duke at Florida State - ACCN	8:00

Louisville in ACC Statistics

Team Statistics	Stat	Rank
Scoring Offense	76.1	11
Scoring Defense	60.4	3
Scoring Margin	+15.7	8
FT Percentage	.695	12
FG Percentage	.440	14
FG Pct. Defense	.367	2
3-Pt. Percentage	.331	15
3-Pt. Percentage Defense	.273	1
Rebounding Margin	+6.4	5
Blocked Shots	6.5	2
Assists	13.9	12
Steals	7.1	7
Turnover Margin	+3.9	3
Assists-Turnover Ratio	1.19	12
3FG Made	6.4	13

Rebounding

13. Jaylen Johnson	7.5
19. Mangok Mathiang	6.4

Steals

1. Donovan Mitchell	2.1
---------------------	-----

Blocked Shots

2. Anas Mahmoud	2.4
-----------------	-----

Offensive Rebounds

3. Jaylen Johnson	3.8
-------------------	-----

Assists-Turnovers Ratio

3. Quentin Snider	2.68
-------------------	------

■ **Statistical Trends** — UofL is 173-9 over the last 16 seasons under Coach Rick Pitino when scoring 80 or more points (4-0 this year, 10-0 in 2015-16, 11-0 in 2014-15) ... Over the past 16 years under Pitino, Louisville is 131-6 when shooting 50 percent or better from the field (1-0 this year, 14-0 in 2015-16, 8-0 in 2014-15) ... UofL is 321-49 when holding its opponent below 70 points over the past 16 years under Pitino (8-2 this season, 19-1 in 2015-16, 24-4 in 2014-15, 27-1 in 2013-14).

■ **Three With 400** — Louisville is the only NCAA Division I men's basketball program to have three different coaches with at least 400 victories at the school. Current Cards' Coach Rick Pitino has won 403 games in his 16th season at UofL, his predecessor Denny Crum won 675 games in 30 years (1971-2001) and Bernard "Peck" Hickman won 443 in his 23 years guiding the Cardinals (1944-67). Kansas can join that list when Bill Self wins his 400th game at Kansas (397 through Jan. 1) as Phog Allen (590) and Roy Williams (418) have at least 390 wins there.

■ **Six NBA Draft Picks in Last Four Years** -- Chinanu Onuaku, who was a sophomore forward/center for UofL last season, was selected by the Houston Rockets with the 37th pick overall in the second round of the 2016 NBA Draft.

A total of 69 former Louisville players have been selected in the NBA Draft, including six in the last four years. Terry Rozier was selected in the first round of the 2015 draft by the Boston Celtics as the 16th overall pick, while forward Montrezl Harrell was taken in the second round by the Houston Rockets as the 32nd selection. Russ Smith was selected by the Philadelphia 76ers in the second round of the 2014 NBA Draft with the 47th overall pick, and was subsequently traded to the New Orleans Pelicans. Gorgui Dieng was a first-round selection and the 21st overall pick by the Utah Jazz in 2013, with his rights subsequently traded to the Minnesota Timberwolves, where he has played the last three seasons. Peyton Siva was a second round choice of the Detroit Pistons in 2013 with the 56th pick overall.

Louisville has produced 23 first-round NBA Draft choices, including 11 in the top ten and five among the top three picks (Pervis Ellison first in 1989; Wes Unseld second in 1968; Darrell Griffith second in 1980; Charlie Tyra second in 1957; Rodney McCray third in 1983).

■ **Louisville Top College Basketball Market** -- Louisville is consistently the highest-rated television market for college basketball on ESPN. Louisville has been the top market each of the last 14 years, averaging a 4.9 rating for the 2015-16 season. Louisville was over two points higher than second-place Raleigh-Durham, which averaged a 2.7 rating. The remaining top 10 was Kansas City (2.5), Greensboro-High Point (2.5), Cincinnati (1.8), Dayton (1.7), Greenville (1.7), Indianapolis (1.6) and Memphis (1.5). The Cardinals' NCAA Sweet 16 game against Kentucky in 2014 drew a 51.5 rating and 73 share, making it the second highest-rated event in Louisville television history. Louisville's 2013 NCAA Championship game against Michigan is the top-rated television event all-time in the Louisville market.

■ **International Flavor** — Louisville had an international flavor with four players on its roster hailing from foreign countries. Mangok Mathiang was born in Sudan, Africa and lived in Melbourne, Australia where he also played rugby and Australian Rules Football before coming to the United States. He played a season at Carbondale (Ill.) Brehm Prep School. Deng Adel followed a similar path as he was born in the Sudan, grew up in Australia and spent his senior year of high school in Florida. From Cairo, Egypt, Anas Mahmoud played a year at West Oaks Academy in Orlando, Florida before joining UofL. Matz Stockman, from Oslo, Norway, attended school in Spain's Canary Islands during the 2013-14 season before his trek to the U.S.

■ **Seventh Season in KFC Yum! Center** -- This is Louisville's seventh season in the spectacular KFC Yum! Center, located on the banks of the Ohio River in downtown Louisville. The Cardinals had previously played basketball for 54 years in Freedom Hall (1956-2010). The 22,000-seat multi-purpose arena was built at a cost of \$238 million and includes 71 luxury suites, 62 four- or six-seat premium boxes, over 2,000 side-court club seats and four party suites with a seating capacity of 32 each.

UofL's men's and women's teams have permanent locker rooms. There are five additional team locker rooms, two officials locker rooms, five star dressing rooms, a full-function media work room and a full-sized basketball practice court on the event level. The seven levels of the arena (including the upper catwalk) include a collective 721,762 square feet, or roughly the area of 13 football fields.

After passing through the one and a half acre landscaped entry plaza that features a basketball-themed fountain, entering fans can visit the 2,500-square foot UofL adidas store, the 3,000-square foot UofL Hall of Honor, or head to their seats using one of the eight escalators or seven elevators within the building.

Lounge space is abundant within the arena.

Four spacious donor rooms are available for Cardinal fans, including three that overlook the Ohio

River. The 7,000-square foot main concourse restaurant overlooks the river and a main concourse sports bar has views directly into the arena bowl. Two 4,000-square foot club lounges on the event level, as well as the terrace club and premium box lounges, provide amenities for their respective patrons. The KFC Yum! Center served as the site for the NCAA Men's Basketball Tournament second and third rounds in 2012 and 2015, the NCAA South Regional in 2016 and was the site for the 2012 NCAA Women's Volleyball Championship on December 13 and 15.



■ Mathiang A Good Works Team Nominee

-- UofL center Mangok Mathiang is among a group of 181 nominees for the 2017 Allstate National Association of Basketball Coaches (NABC) Good Works Team. The distinguished award shines a spotlight on a select group of student-athletes who have shown dedication to community service and leadership.

Former UofL guard Peyton Siva received recognition on the Allstate NABC Good Works team as a senior in 2013.

A redshirt senior, Mathiang is a team captain for the second straight year. Over the past three years, he has accumulated the most community service hours on the Cardinals' team. A communications major, Mathiang has developed an amazing reputation for being a kind, gentle-hearted young man.

Among the many service projects in which he has participated include the Louisville Coalition for the Homeless & Salvation Army- Stand Down 2016, a speaker at elementary schools, Dare to Care food bank, Metro Parks and Recreation Adaptive and Inclusive Recreation Program, multiple hospital visits and many other community service initiatives. He has been a leader off the court and on it, as a starter or key reserve. He was one of a league-leading seven Louisville student-athletes honored on the 2016 All-ACC Academic Men's Basketball Team and has regularly achieved recognition on the UofL Athletic Director's Honor Roll.

The 181 NABC nominees were submitted by sports information directors and college basketball coaches across the country. The final roster of 10 award recipients will be unveiled in February. Members of the Allstate NABC Good Works Team will be invited by Allstate, an official corporate partner of the NCAA, to the 2017 NABC Convention and 2017 NCAA Men's Final Four in Phoenix, where they will participate in a community service project benefiting the city.

More information about the Allstate NABC Good Works Team is available at www.nabc.org.

UofL Radio Network Affiliates

WHAS	840 AM	Louisville, Ky.
<i>(Flagship Station)</i>		
WKRD	790 AM	Louisville, Ky.
WCKY	1530 AM	Cincinnati, Ohio
WWRW	105.5 FM	Lexington, Ky.
WSFC	1240 AM	Somerset, Ky.
WYMC	1430 AM	Mayfield, Ky.
WLME	102.7 FM	Owensboro, Ky.
WPAD	1560 AM	Paducah, Ky.
WCCK	95.7 FM	Calvert City, Ky.

Sirius XM Satellite Radio

The radio broadcast is also available for a fee through GoCards.com and CardsMobile, the Cards' official Android/iPhone app.

■ **Anniversary Year for Two Final Four teams** — The 2016-17 season marks notable anniversaries for two of Louisville's Final Four teams. It is the 45th anniversary for UofL's 1972 NCAA Final Four team (26-5 record), which was guided by future Hall of Fame Coach Denny Crum in his first season with the Cardinals. The Missouri Valley Conference Co-Champions featured five senior starters, including All-America guard Jim Price (1,460 career points, 1969-72), forward Ron Thomas, whose 13.0 career rebounding average is the fourth-best ever at UofL (1970-72), and 1,000-point scorer Al Vilcheck (1,048 points, 1969-72). This season also marks the 35th anniversary of the Cardinals' 1982 Final Four team, which had six seniors on its roster. Crum's fourth Final Four team, which was runner-up in the Metro Conference, included four starters that totaled over 1,000 career points in Derek Smith (1,826), Lancaster Gordon (1,614), Jerry Eaves (1,250) and Rodney McCray (1,247). The Cardinals beat UAB on its home floor to win the Midwest Regional.

■ **Tickets Available** -- A limited number of single-game tickets for UofL home games are on sale now. Tickets are \$82 for Duke and Notre Dame; and are \$65 for all other ACC games. Tickets are sale at the UofL Ticket Office, located near Gate 2 of Papa John's Cardinal Stadium at 2800 South Floyd Street. The ticket office is open weekdays from 9 a.m. until 5 p.m. Cardinal fans may also purchase tickets by visiting Ticketmaster online at www.ticketmaster.com, calling 1-800-745-3000 or by visiting any Ticketmaster Ticket Center, including the KFC Yum! Center.

■ **La Poderosa Broadcast Six** — Six UofL home men's basketball games will be broadcast this season in Spanish on La Poderosa (WTUV, 620AM). The remaining two games include Jan. 19 vs. Clemson and Feb. 18 vs. Virginia Tech. Carlos Lucio and Elvis Martinez call the action for the broadcasts in UofL's effort to reach out to the Hispanic community for the last 12 years. All of U of L's home football games over the last 12 years have also been broadcast in Spanish.

Cardinals in the NCAA Tournament

■ Louisville made its 41st NCAA Tournament appearance in 2015. The Cardinals have reached the NCAA Tournament 32 of the last 40 years (nine of the last 10, 12 of the last 14, 14 of the last 18 years, 20 of last 25). The Cards have reached the Sweet 16 on 21 occasions and have advanced to the Elite Eight four of the last seven seasons. Louisville is sixth in tournament victories (75) and is fifth in NCAA Tournament appearances (41). UofL has a 75-42 overall NCAA Tournament record, reaching the Final Four 10 times.

■ Only four teams -- Kentucky (56), North Carolina (47), UCLA (46), and Kansas (45) -- have more NCAA Tournament appearances than Louisville's 41.

■ U of L Coach Rick Pitino has a 53-18 record in NCAA Tournament play (.746), ranking him second among active coaches in winning percentage and 10th all time. Only three coaches have coached more Final Four teams than Pitino's seven, a feat matched by one other. Pitino is the first coach to win an NCAA Championship at two different schools; the first to lead three different teams to the Final Four; is one of 11 coaches to lead four different schools to the NCAA Tournament; and one of 10 active collegiate coaches who have won an NCAA Championship.

■ Only three teams have been to more Sweet 16 appearances than Louisville's 21 since the NCAA began Sweet 16 records in 1975 (North Carolina 27, Kentucky 26, Duke 25; Kansas is tied with Louisville/21).

■ U of L Coach Rick Pitino has guided 20 teams to NCAA tournament appearances, including 12 of his last 14 years at Louisville (nine of the last 10 years). His last six straight Kentucky teams reached the NCAA Tournament. The Wildcats won the 1996 NCAA title and were national runner-up in 1997 under his guidance.

■ **High Ratings** — Louisville's Dec. 21 game against Kentucky was the highest-rated college basketball game to date this season. The 31.7 local rating in Louisville tied an ESPN record for a regular season college basketball local rating for the Louisville market.

NCAA Division I Most Victories

School	First Year	Yrs.	Won	Loss	Pct.
1. Kentucky	1903	113	2205	682	.764
2. Kansas	1899	118	2186	836	.723
3. North Carolina	1911	106	2173	774	.737
4. Duke	1906	111	2087	864	.707
5. Syracuse	1901	115	1943	865	.692
6. Temple	1895	120	1870	1037	.643
7. Notre Dame	1898	111	1819	984	.649
8. UCLA	1920	97	1818	819	.689
9. St. John's	1908	108	1803	980	.648
10. Indiana	1901	116	1783	1003	.640
11. Louisville	1911	102	1778	892	.666
12. Brigham Young	1903	114	1764	1059	.625
13. Arizona	1905	111	1762	927	.655

■ **Cards Win Billy Minardi Classic** - With its 87-56 victory over Eastern Kentucky on Dec. 17, Louisville claimed the championship of the 15th annual Billy Minardi Classic. Quentin Snider was named the Cardinals' MVP in the game with 13 points and six assists. The event originated in 2002 to honor the memory of Billy Minardi, best friend and brother-in-law of UofL Coach Rick Pitino who died in the Sept. 11 terrorist attack on the World Trade Center. Louisville has won 14 championships in 15 years in the event, in which UofL has an 19-1 record.

■ **Cards Have Two December Graduates** -- Center Mangok Mathiang (communications) and guard David Levitch (sport administration) both completed their bachelor's degrees in the fall semester. The fall graduation ceremony was Dec. 15 in the KFC Yum! Center, which is the Cardinals' home court for basketball competition. The pair will take graduate classes in the spring semester.



Mangok Mathiang at UofL Graduation Fall Ceremony on Dec. 15 in the KFC Yum! Center.

■ **Red "Iced Out" Uniforms on Wednesday** -- Louisville will wear special red "Iced Out" adidas uniforms for its Jan. 4 game at Notre Dame. The Cardinals wore a black ice uniform with short sleeves against Indiana in its last game, similar to one worn for UofL's game against Saint Louis in the Brooklyn Hoops Holiday Classic in New York. The Iced Out uniform's reflective finish illuminates when hit with a camera flash for a bold look. Louisville wore its white "Iced Out" uniforms for its last three home games against Eastern Kentucky, Kentucky and Virginia.

All-Time NCAA Final Four Appearances

North Carolina...	19
UCLA.....	17
Kentucky	17
Duke.....	16
Kansas	14
Ohio State	11
Louisville.....	10
Michigan State	9
Indiana.....	8

UofL in the NCAA Tournament

NCAA Tournament Appearances	41
(32 of the last 39 years; 20 of last 24)	
All-Time NCAA Tourn. Record.....	75-42
Sweet 16 Appearances.....	21
Final Four Appearances.....	10
NCAA Championships	3
Pitino's NCAA Tourn. Record	53-18
Pitino's NCAA Tourn. Appearances..	20

Last time an individual had ...

	For Louisville	For A Louisville Opponent
30 or more points	31 by Wayne Blackshear vs. CSUN (12/23/14)	42 by DeWayne Russell, Grand Canyon (12/3/16)
35 or more points	42 by Russ Smith vs. Houston (3/14/14)	42 by DeWayne Russell, Grand Canyon (12/3/16)
20 points in a half	20 by Trey Lewis vs. Virginia Tech, 2H (1/27/16)	24 by DeWayne Russell, Grand Canyon / 2H (12/3/16)
15 or more rebounds	15 by Chinanu Onuaku vs. Syracuse (2/17/16)	26 by Derrick Griffin, Texas Southern (12/10/16)
20 or more rebounds	23 by Ellis Myles vs. Tennessee St. (12/1/01)	26 by Derrick Griffin, Texas Southern (12/10/16)
A four-point play	Russ Smith vs. Kentucky (12/31/11)	Demetrius Jackson, Notre Dame (2/13/16)
12 made free throws	12 by Russ Smith vs. UConn, 15 att. (1/18/14)	13 by Seth Allen, Virginia Tech (1/27/16)
7 made three-point goals	7 by Preston Knowles vs. Syracuse (2/12/11)	7 by Anthony Mason Jr., St. John's (1/26/08)
10 or more assists	11 by Chris Jones vs. Virginia Tech (1/13/15)	10 by Elfrid Payton, Louisiana Lafayette (12/7/13)
5 or more blocked shots	6 by Anas Mahmoud vs. Eastern Kentucky (12/17/16)	6 by Jo Lual-Acuil, Jr., Baylor (11/25/16)
5 or more steals	7 by Donovan Mitchell vs. Old Dominion (11/23/16)	5 by Armon Fletcher, Southern Illinois (12/7/16)

The Last Time a Team ...

	Louisville	Opponent
Scored 100 points	102-71 win over Texas Southern (12/10/16)	101-104 5OT loss to Notre Dame (2/9/13)
Scored less than 50 points	63-47 loss vs. Virginia (1/30/16)	78-47 victory over Evansville (11/11/16)
Scored 60 points in a half	61 vs. Grand Canyon; 1st H of 111-63 win (12/5/15)	60 by Tulane; 2nd H of 109-96 win (1/18/90)
Scored under 20 points in a half	14 vs. Virginia; 1H of 63-47 loss (1/30/16)	16 by Eastern Kentucky 1H, 87-56 UL win (12/17/16)
Had a +20 Rebound Margin	23 (52-29) vs. Evansville (11/11/16)	26 (57-31) by Kentucky (12/31/11)
Grabbed 60 or more rebounds	60 vs. Jacksonville State (11/17/14)	60 by George Mason (1/4/94)
Grabbed less than 25 rebounds	24 vs. USF (1/12/12)	22 by Kennesaw State (12/16/15)
Shot 60% or better from the field	.652 (30-46) vs. Pittsburgh (1/25/15)	.614 (43-70) by Charlotte (2/11/01)
Shot 30% or below from the field	.297 (19-64) vs. Old Dominion (11/23/16)	.281 (14-49) by Evansville (11/11/16)
Shot 70% from the field for a half	.708 (17-24) vs. Pittsburgh in 1st H (1/25/15)	.765 (13-17) by Georgetown in 2nd H (1/31/11)
Made 5 or less free throws	1 vs. Syracuse (in 2 attempts, 2/17/16)	5 by Georgia Tech (in 7 attempts, 3/1/16)
Made 15 three-point goals	16 (in 30 attempts) vs. Rutgers (2/16/14)	17 by Notre Dame (2/4/06)
Made No three-point goals	0 vs. Pittsburgh (2/11/15)	0 by Cal State Northridge (12/23/14)
Shot 60% from the three-point line	.667 (12-18) vs. Virginia Tech (1/27/16)	.727 (8-11) by Miami (2/27/16)
Handed out 25 or more assists	28 vs. UCF (12/31/13)	25 by Notre Dame (2/28/08)
Handed out 5 or less assists	1 vs. Kentucky (12/27/14)	4 by Pittsburgh (1/14/16)
Committed 25 or more turnovers	26 vs. West Virginia (1/31/09)	25 by FIU (12/5/14)
Committed 5 or fewer turnovers	5 vs. NC State (2/14/15)	2 by Virginia (2/7/15)
Blocked 10 or more shots	14 vs. Eastern Kentucky (12/17/16)	14 by Connecticut (3/4/06)
Had No Blocked Shots	0 vs. North Carolina A&T (3/21/13)	0 by Wichita State (11/24/16)
Had 15 or more steals	16 vs. Savannah State (11/24/14)	19 by Rutgers (3/13/14)
Had No Steals	0 vs. Saint Louis (2/12/03)	0 by Saint Louis (3/22/14)

**Louisville Top Efforts Under Rick Pitino
(Since 2001-02)****Longest winning streak:** 17 games (2002-03)**Longest conference winning streak:** 10, twice -- 2008-09 & 2012-13 seasons**Longest losing streak:** 4 games (2003-04)**Longest conference losing streak:** 4 games (2003-04)**Most points scored in a game:** 114 vs. Western Kentucky, 12-22-10 (UL 114, WKU 82)**Fewest points scored in a game:** 45 vs. Cleveland State, 11-26-14 (UL 45, CSU 33)**Most points allowed in a game:** 104 vs. Notre Dame, 2-9-13 (UND 104, UL 101, 5 ot)**Fewest Points Allowed in a Game:** 26 vs. Savannah State, 11-24-14 (UL 87, SSU 26)**Fewest Points Allowed in a Conference Game:** 31 vs. Rutgers, 3-13-14 (UL 92, RU 31)**Largest Margin of Victory:** 64 vs. Morehead St., 12-27-04 (UL 104, USA 40)**Largest Margin of Victory in a Conference Game:** 61 vs. Rutgers, 3-13-14 (UL 92, RU 31)**Largest losing margin:** 33 vs. Notre Dame, 2-12-09 (ND 90, UL 57)**Fewest points scored in a win:** 45 vs. Cleveland State, 11-26-14 (UL 45, CSU 33)**Most points allowed in a win:** 89 vs. Notre Dame, 2-17-10 (UL 91, UND 89 2 ot)**Most points scored in a loss:** 101 vs. Notre Dame, 2-9-13 (UND 104, UL 101, 5 ot)**Fewest points allowed in a loss:** 52 vs. Drexel, 12-14-10 (DU 52, UL 46); vs. Syracuse, 2-13-12 (SU 52, UL 51); vs. Virginia, 2-17-15 (UVA 52, UL 47)**Largest deficit overcome to win a game:** 20 vs. West Virginia, 3-26-05 (UL 18, WVU 38)**Largest lead given up in a loss:** 22 vs. Baylor, 11-25-16 (UL 32, BU 10)**Highest shooting percentage:** .652 vs. Pittsburgh, 1-25-15 (UL 80, Pitt 68)**Highest shooting percentage in a conference game:** .652 vs. Pittsburgh, 1-25-15 (UL 80, Pitt 68)**Lowest shooting percentage:** .268 vs. Western Kentucky, 11-30-08 (WKU 68, UL 54)**Lowest shooting percentage in a conference game:** .274 vs. Cincinnati, 1-19-02 (UL 50, UC 77)**Highest 3-point percentage:** .778 vs. Memphis, 2-4-04 (UL 58, UM 62)**Highest 3-point percentage in a conference game:** .778 vs. Memphis, 2-4-04 (UL 58, UM 62)**Lowest 3-point percentage:** .000 vs. Pittsburgh, 2-11-15 (UL 69, Pitt 56)**Lowest 3-point percentage in a conference game:** .000 vs. Pittsburgh, 2-11-15 (UL 69, Pitt 56)**Most three-pointers:** 22 vs. Hartford, 11-17-07 (UL 104, UH 69)**Free throws made:** 41 vs. Rutgers, 1-4-14 (UL 83, RU 76)**Most assists:** 34 vs. VMI, 12-23-04 (UL 107, VMI 56)**Most blocked shots:** 18 vs. Holy Cross, 12-7-03 (UL 56, HC 40)

O V.J. King

F 6-6 190 Fr. - HS Cleveland, Ohio (Paul VI Catholic HS, Fairfax, Va.)

■ Has primarily split the time at small forward with starter Deng Adel in the first 14 games. Made his first career start against Indiana.

■ Totaled 14 points, three rebounds and a season-high three assists at Grand Canyon, scoring 12 of his points in the second half.

■ Top game to date was against William & Mary when he totaled 17 points, five rebounds, and a steal (7-11 FG, 3-3 3FG).

■ King has won two gold medals with USA Basketball in the 2013 FIBA Americas U16 Championship in Maldonado, Uruguay; and the 2014 FIBA U17 World Championship in Dubai, United Arab Emirates.

■ A McDonald's All-America selection, King averaged 22.9 points, 9.6 rebounds, 2.5 assists and 2.1 steals as a senior last season in leading Paul VI (20-11) in Fairfax, Va. to the Virginia Independent Schools Athletic Association Division I state championship game..

■ The Virginia Gatorade Player of the Year earned all-state and all-conference honors last year.

■ His father Vincent King played professional basketball in foreign countries for 10 years after scoring 1,037 points in his collegiate career at Indiana University of Pennsylvania from 1988-92.

■ Born Jan. 22, 1997 ... Major is sport administration.



O V.J. King

Games With ...	Season	Career
Double-Figure scoring.....	4	4
5 or more rebounds	1	1
4 or more assists	0	0
A blocked shot	1	1
A steal	2	2
A three-pointer	5	5
20+ points	0	0

O V.J. King Season/Career Highs

Points.....	17 vs. William & Mary (11/14)
Reb.	5 vs. William & Mary (11/14)
Asst.	3 vs. Grand Canyon (12/3)
Blocks	1 vs. Evansville (11/11)
Steals	1 vs. William & Mary (11/14) vs. Texas Southern (12/10)
FGM	7 vs. William & Mary (11/14)
FGA	11 vs. William & Mary (11/14)
3FGM	3 vs. William & Mary (11/14)
3FGA	3 vs. William & Mary (11/14) vs. Wichita State (11/24)
FT	6 vs. Evansville (11/11) vs. Wichita State (11/24)
FTA	8 vs. Evansville (11/11) vs. Wichita State (11/24)

O V.J. King Game-by-Game

Opponent	Date	GS	Min	FG	FGA	Pct	FG	FGA	Pct	FT	FTA	Pct	Off	Def	Tot	Avg	PF	FO	A	TO	Blk	Stl	Pts	Avg
EVANSVILLE	11/11/16	14	0	1	.000	0	1	.000	6	8	.750	0	2	2	2.0	1	0	0	0	1	0	6	6.0	
WM. & MARY	11/14/16	17	7	11	.636	3	31	.000	0	0	.000	2	3	5	3.5	2	0	0	1	0	1	17	11.5	
LONG BEACH ST	11/17/16	13	3	8	.375	0	2	.000	2	21	.000	0	3	3	3.3	0	0	0	0	0	0	8	10.3	
vs Old Dominion	11/23/16	8	0	1	.000	0	0	.000	2	21	.000	2	0	2	3.0	1	0	1	0	0	0	2	8.3	
vs Wichita State	11/24/16	20	2	8	.250	0	3	.000	6	8	.750	2	2	4	3.2	1	0	0	3	0	0	10	8.6	
vs Baylor	11/25/16	12	2	5	.400	1	11	.000	0	0	.000	0	2	2	3.0	0	0	0	1	0	0	5	8.0	
PURDUE	11/30/16	10	0	3	.000	0	0	.000	0	0	.000	0	2	2	2.9	0	0	0	0	0	0	0	6.9	
at Grand Canyon	12/3/16	24	4	6	.667	2	21	.000	4	41	.000	1	2	3	2.9	0	0	3	2	0	0	14	7.8	
SO. ILLINOIS	12/7/16	14	1	2	.500	1	11	.000	0	0	.000	0	3	3	2.9	1	0	0	0	0	0	3	7.2	
TEXAS SOUTHERN	12/10/16	18	5	8	.625	1	11	.000	2	21	.000	3	0	3	2.9	1	0	1	0	0	1	13	7.8	
EASTERN KY	12/17/16	13	3	7	.429	0	1	.000	3	4	.750	1	1	2	2.8	1	0	0	0	0	0	9	7.9	
KENTUCKY	12/21/16	3	0	1	.000	0	0	.000	0	0	.000	0	0	0	2.6	1	0	0	0	0	0	0	7.3	
VIRGINIA	12/28/16	13	2	3	.667	0	1	.000	2	21	.000	1	3	4	2.7	0	0	0	1	0	0	6	7.2	
vs Indiana	12/31/16 *	13	1	2	.500	0	0	.000	0	0	.000	0	1	1	2.6	2	0	0	2	0	0	2	6.8	

O V.J. King Statistics

Year	GP	GS	Min	Avg	FG	FGA	Pct	3FG	3FGA	Pct	FT	FTA	Pct	OReb	DReb	Reb	Avg	PF	FO	Ast	TO	Blk	Stl	Pts	Avg
2016-17	14	1	192	13.7	30	66	.455	8	16	.500	27	32	.844	12	24	36	2.6	11	0	5	10	1	2	95	6.8
TOTAL	14	1	192	13.7	30	66	.455	8	16	.500	27	32	.844	12	24	36	2.6	11	0	5	10	1	2	95	6.8

1 Tony Hicks

G 6-1 180 Gr. - Tr. South Holland, Ill. (University of Pennsylvania)

■ Playing time has increased lately, averaging 11 minutes over the last six games. He played a season-high 19 minutes vs. Virginia and scored eight points on 4-of-5 shooting from the field.

■ Scored a season-high 10 points against Eastern Kentucky, connecting on 2-of-3 shots from the three-point line.

■ Graduate transfer led Penn in scoring as a sophomore and junior and earned All-Ivy League honorable mention honors during his freshman and junior years.

■ Had 54 career double-figure scoring games at Penn.

■ Totaled 1,060 career points in three seasons while starting 64 games for the Quakers. He has connected on 107-of-308 three-pointers in three seasons (347) and 78.1 percent of his free throws (217-of-278).

■ Matched a Penn single-game record with 13 assists vs. Lafayette, adding 14 points, four rebounds and four steals.

■ Has a 6-8 wingspan.

■ A member of the 2012 Parade All-America team, Hicks was the Chicago Catholic League Player of the Year as a senior at St. Rita of Cascia High School.

■ Born March 15, 1994 ... Earned a sociology degree at Penn ... Major at UofL is human resources.



1 Tony Hicks

Games at UofL With ... Season Career

Double-Figure scoring.....	1	1
6 or more rebounds.....	0	0
4 or more assists.....	0	0
A blocked shot.....	0	0
A steal.....	4	4
A three-pointer.....	2	2
20+ points.....	0	0

1 Tony Hicks Season/Career Highs

Points..... 10 vs. Eastern Kentucky (12/17)

Reb. 4 vs. Texas Southern (12/10)

Asst. 3 vs. William & Mary (11/14)

Blocks none

Steals 2 vs. Evansville (11/11)

vs. Southern Illinois (12/7)

FGM 4 vs. Eastern Kentucky (12/17)

vs. Virginia (12/28)

FGA 9 vs. William & Mary (11/14)

3FGM 2 vs. Eastern Kentucky (12/17)

3FGA 3 (3 times) *latest:* vs. Eastern Ky. (12/17)

FT 2 (3 times) *latest:* vs. Texas South. (12/10)

FTA 2 (5 times) *latest:* vs. Virginia (12/28)

1 Tony Hicks Game-by-Game

Opponent	Date	GS	Min	FG	FGA	Pct	FG	FGA	Pct	FT	FTA	Pct	Off	Def	Tot	Avg	PF	FO	A	TO	Blk	Stl	Pts	Avg
EVANSVILLE	11/11/16		18	2	5	.400	0	1	.000	0	2	.000	0	2	2	2.0	0	0	2	1	0	2	4	4.0
WM. & MARY	11/14/16		12	1	9	.111	0	3	.000	2	21.000	1	1	2	2.0	1	0	3	1	0	0	4	4.0	
LONG BEACH ST	11/17/16		DNP																					
vs Old Dominion	11/23/16		2	0	3	.000	0	1	.000	0	0	.000	0	0	0	1.3	0	0	0	0	0	0	0	2.7
vs Wichita State	11/24/16		DNP																					
vs Baylor	11/25/16		DNP																					
PURDUE	11/30/16		13	0	0	.000	0	0	.000	0	0	.000	0	1	1	1.3	0	0	1	1	0	0	0	2.0
at Grand Canyon	12/3/16		DNP																					
SO. ILLINOIS	12/7/16		14	0	3	.000	0	1	.000	2	21.000	0	0	0	0	1.0	1	0	2	2	0	2	2	2.0
TEXAS SOUTHERN	12/10/16		10	2	5	.400	1	3	.333	2	21.000	1	3	4	1.5	0	0	2	1	0	1	7	2.8	
EASTERN KY	12/17/16		17	4	8	.500	2	3	.667	0	0	.000	0	1	1	1.4	1	0	1	4	0	0	10	3.9
KENTUCKY	12/21/16		3	0	0	.000	0	0	.000	0	0	.000	0	2	2	1.5	0	0	0	0	0	0	0	3.4
VIRGINIA	12/28/16		19	4	5	.800	0	1	.000	0	2	.000	0	0	0	1.3	3	0	1	3	0	1	8	3.9
vs Indiana	12/31/16		3	0	2	.000	0	1	.000	0	0	.000	0	2	2	1.4	0	0	0	0	0	0	0	3.5

10 Tony Hicks Statistics at Louisville

Year	GP	GS	Min	Avg	FG	FGA	Pct	3FG	3FGA	Pct	FT	FTA	Pct	OReb	DReb	Reb	Avg	PF	FO	Ast	TO	Blk	Stl	Pts	Avg
2016-17	10	0	111	11.1	13	40	.325	3	14	.214	6	10	.600	2	12	14	1.4	6	0	12	13	0	6	35	3.5
TOTAL	10	0	111	11.1	13	40	.325	3	14	.214	6	10	.600	2	12	14	1.4	6	0	12	13	0	6	35	3.5

4 Quentin Snider

G 6-2 175 Jr. - 2L Louisville, Ky. (Ballard HS)

■ Scored a career-high 22 points against Kentucky and tied a career-high with six rebounds while dishing out five assists and collecting two steals. He was named Bluegrass Sports Commission MVP following the game. He was honored as the USBWA Oscar Robertson National Player of the Week and ACC Player of the Week for games Dec. 19-25.

■ Dished out a season-high six assists while also scoring 13 points against Eastern Kentucky, earning Billy Minardi Classic MVP honors.

■ Ranks fourth in the ACC in assists-to-turnovers ratio (2.68; 47th in the NCAA).

■ Team co-captain is the Cardinals' top returning scorer (9.4 ppg last season) for the second consecutive year.

■ Named to the 2015 and 2016 All-ACC Academic Men's Basketball team, one of a league-high seven Cardinals selected for the honor.

■ His 109 assists with just 40 turnovers last season ranked him fourth in the ACC in assists-to-turnovers ratio (2.73; 43rd in the NCAA).

■ Led the Cardinals with a career-high 21 points at NC State last year while knocking down a career-high four three-pointers.

■ Handed out as many as six assists seven times, including seven assists with one turnover against No. 2/1 North Carolina.

■ Honored as Kentucky's Mr. Basketball as a senior, Snider is the career leader in scoring and assists (633) at Ballard. His 2,442 points passed Allan Houston and DeJuan Wheat. His 371 three-pointers rank third in state history.

■ Born Feb. 14, 1995 ... Major is communication.



4 Quentin Snider

Games With ...	Season	Career
Double-Figure scoring.....	7	27
6 or more rebounds	2	2
4 or more assists	7	28
A blocked shot	0	1
A steal	4	27
A three-pointer	11	44
20+ points	1	3

4 Quentin Snider Season Highs

Points..... 22 vs. Kentucky (12/21)
Reb. 6 vs. Texas Southern (12/10)
 vs. Kentucky (12/21)
Asst..... 6 vs. Eastern Kentucky (12/17)
Blocks none
Steals 3 vs. Indiana (12/31)
FGM 10 vs. Kentucky (12/21)
FGA 19 vs. Kentucky (12/21)
3FGM 4 vs. William & Mary (11/14)
3FGA 9 vs. William & Mary (11/14)
FT 7 vs. Old Dominion (11/23)
FTA 11 vs. Old Dominion (11/23)

4 Quentin Snider Career Highs

Points..... 22 vs. Kentucky (12/21/16)
Reb. 6 vs. Texas Southern (12/10/16)
 vs. Kentucky (12/21/16)
Asst..... 8 vs. Grand Canyon (12/5/15)
 vs. Kennesaw St. (12/16/15)
Blocks 1 vs. Michigan State (3/29/15)
Steals 3 vs. Utah Valley (12/23/15)
 vs. Indiana (12/31/16)
FGM 10 vs. Kentucky (12/21/16)
FGA 19 vs. Kentucky (12/21/16)
3FGM 4 (3 times) *latest:* vs. William & Mary (11/14/16)
3FGA 9 vs. Syracuse (2/18/15)
 vs. William & Mary (11/14)
FT 7 vs. Old Dominion (11/23/16)
FTA 11 vs. Old Dominion (11/23/16)

4 Quentin Snider Game-by-Game

Opponent	Date	GS	Min	FG	FGA	Pct	FG	FGA	Pct	FT	FTA	Pct	Off	Def	Tot	Avg	PF	FO	A	TO	Blk	Stl	Pts	Avg
EVANSVILLE	11/11/16	*	18	0	1	.000	0	1	.000	3	4	.750	0	2	2	2.0	3	0	3	1	0	0	3	3.0
WM. & MARY	11/14/16	*	26	4	11	.364	4	9	.444	1	2	.500	0	3	3	2.5	1	0	4	2	0	0	13	8.0
LONG BEACH ST	11/17/16	*	27	1	10	.100	0	4	.000	2	3	.667	1	1	2	2.3	0	0	5	1	0	0	4	6.7
vs Old Dominion	11/23/16	*	39	4	13	.308	3	6	.500	7	11	.636	0	1	1	2.0	3	0	4	2	0	0	18	9.5
vs Wichita State	11/24/16	*	35	5	15	.333	2	8	.250	2	21	.000	1	3	4	2.4	3	0	3	3	0	1	14	10.4
vs Baylor	11/25/16	*	34	6	17	.353	2	8	.250	0	0	.000	0	2	2	2.3	1	0	3	0	0	0	14	11.0
PURDUE	11/30/16	*	31	2	11	.182	0	4	.000	5	7	.714	1	1	2	2.3	0	0	2	2	0	0	9	10.7
at Grand Canyon	12/3/16	*	25	3	9	.333	1	3	.333	2	21	.000	2	1	3	2.4	4	0	4	0	0	0	9	10.5
SO. ILLINOIS	12/7/16	*	23	2	8	.250	2	4	.500	3	4	.750	0	1	1	2.2	0	0	4	0	0	0	9	10.3
TEXAS SOUTHERN	12/10/16	*	25	5	13	.385	2	5	.400	3	4	.750	1	5	6	2.6	0	0	4	1	0	0	15	10.8
EASTERN KY	12/17/16	*	25	5	7	.714	3	5	.600	0	0	.000	0	1	1	2.5	0	0	6	1	0	0	13	11.0
KENTUCKY	12/21/16	*	37	10	19	.526	2	6	.333	0	0	.000	2	4	6	2.8	3	0	5	3	0	2	22	11.9
VIRGINIA	12/28/16	*	23	2	5	.400	1	2	.500	3	6	.500	1	0	1	2.6	2	0	1	0	0	0	8	11.6
vs Indiana	12/31/16	*	36	2	8	.250	1	4	.250	2	21	.000	0	1	1	2.5	1	0	3	3	0	3	7	11.3

4 Quentin Snider Statistics

Year	GP	GS	Min	Avg	FG	FGA	Pct	3FG	3FGA	Pct	FT	FTA	Pct	OReb	DReb	Reb	Avg	PF	FO	Ast	TO	Blk	Stl	Pts	Avg
2014-15	36	10	589	16.4	53	152	.349	19	67	.284	21	38	.553	9	49	58	1.6	43	0	47	29	1	11	146	4.1
2015-16	31	24	861	27.8	103	256	.402	40	99	.404	45	60	.750	23	47	70	2.3	60	1	109	40	0	25	291	9.4
2016-17	14	14	404	28.9	51	147	.347	23	69	.333	33	47	.702	9	26	35	2.5	21	0	51	19	0	6	158	11.3
TOTAL	81	48	1854	22.9	207	555	.373	82	235	.349	99	145	.683	41	122	163	2.0	124	1	207	88	1	42	595	7.3

5 Matz Stockman

C 7-0 240 Jr. - 2L Oslo, Norway (Canarias Basketball Academy)

■ First name is pronounced Motts.
 ■ Suffered a concussion in practice on Jan. 2 and is expected to miss the Cardinals' game at Notre Dame.

■ Averaged 13.3 minutes of action in the three games Anas Mahmoud missed with a concussion. He averaged 8.0 points and 3.3 rebounds in those three games.

■ Scored a career-high 10 points at Grand Canyon, finishing the game 3-of-3 from the field and 4-of-5 from the foul line. He scored all of his points in the first half when three other front line players had each picked up two fouls.

■ Scored in 16 of his 23 appearances as a sophomore.

■ Scored a career-high eight points against Kennesaw State while grabbing a career-high five rebounds.

■ One of four players on the Cardinals' roster with international ties.


■ Has a 7-6 wingspan.

■ Attended and played basketball at the Canarias Basketball Academy in Gran Canaria in Spain's Canary Islands during the 2013-14 season.

■ Played handball and soccer (goalie) in high school.

■ Stockman and fellow junior Anas Mahmoud are the first seven-footers to play for the Cardinals since Felton Spencer, a 7-0 center from Louisville (1986-90).

■ Born Jan. 30, 1995 ... Major is sport administration.



5 Matz Stockman

Games With ...	Season	Career
Double-Figure scoring.....	1	1
6 or more rebounds	0	0
4 or more assists	0	0
A blocked shot	2	9
A steal	2	4
A three-pointer.....	0	0
20+ points.....	0	0

5 Matz Stockman Season Highs

Points..... 10 vs. Grand Canyon (12/3)
 Reb. 5 vs. Texas Southern (12/10)
 Asst. 1 (3 times)
 latest: vs. Texas Southern (12/10)
 Blocks 1 vs. Long Beach St. (11/17)
 vs. Southern Illinois (12/7)
 Steals 1 vs. Southern Illinois (12/7)
 vs. Texas Southern (12/10)
 FGM 3 vs. Grand Canyon (12/3)
 vs. Southern Illinois (12/7)
 FGA 5 vs. Texas Southern (12/10)
 3FGM none
 3FGA none
 FT 4 vs. Grand Canyon (12/3)
 FTA 5 vs. Grand Canyon (12/3)

5 Matz Stockman Career Highs

Points..... 10 vs. Grand Canyon (12/3/16)
 Reb. 5 (3 times) *latest:* vs. Texas South. (12/10/16)
 Asst. 1 (8 times) *latest:* vs. Texas South. (12/10/16)
 Blocks 2 (3 times) *latest:* vs. UMKC (12/22/15)
 Steals 1 (8 times) *latest:* vs. Texas South. (12/10/16)
 FGM 4 vs. Kennesaw St. (12/16/15)
 FGA 6 vs. Syracuse (2/17/16)
 3FGM none
 3FGA none
 FT 4 vs. Grand Canyon (12/3/16)
 FTA 6 vs. Utah Valley (12/23/15)

5 Matz Stockman Game-by-Game

Opponent	Date	GS	Min	FG	FGA	3-Point		Pct	FT	FTA	Rebounds				Avg	PF	FO	A	TO	Blk	Stl	Pts	Avg
						FG	FGA				Pct	Off	Def	Tot									
EVANSVILLE	11/11/16			3	2	3	.667	0	0	.000	0	2	0	2	2.0	1	0	0	0	0	0	4	4.0
WM. & MARY	11/14/16			1	0	0	.000	0	0	.000	0	0	1	1	1.5	0	0	0	0	0	0	0	2.0
LONG BEACH ST	11/17/16			3	0	0	.000	0	0	.000	0	0	1	1	1.3	0	0	1	1	1	0	0	1.3
vs Old Dominion	11/23/16			3	0	0	.000	0	0	.000	0	0	1	1	1.3	1	0	0	0	0	0	0	1.0
vs Wichita State	11/24/16			3	0	0	.000	0	0	.000	0	0	1	1	1.2	0	0	0	0	0	0	0	0.8
vs Baylor	11/25/16			1	0	1	.000	0	0	.000	1	2	0	1	1.2	1	0	0	0	0	0	1	0.8
PURDUE	11/30/16			1	0	0	.000	0	0	.000	0	0	0	0	1.0	0	0	0	0	0	0	0	0.7
at Grand Canyon	12/3/16			15	3	3	1.000	0	0	.000	4	5	2	3	1.3	1	0	0	1	0	0	10	1.9
SO. ILLINOIS	12/7/16			16	3	4	.750	0	0	.000	1	2	0	2	1.3	2	0	1	3	1	1	7	2.4
TEXAS SOUTHERN	12/10/16			9	2	5	.400	0	0	.000	3	4	1	5	1.7	2	0	1	1	0	1	7	2.9
EASTERN KY	12/17/16			4	0	0	.000	0	0	.000	0	0	1	2	1.8	0	0	0	0	0	0	0	2.6
KENTUCKY	12/21/16			DNP																			
VIRGINIA	12/28/16			DNP																			
vs Indiana	12/31/16			1	0	0	.000	0	0	.000	0	0	0	0	1.7	1	0	0	0	0	0	0	2.4

5 Matz Stockman Statistics

Year	GP	GS	Min	Avg	FG	FGA	Pct	3FG	3FGA	Pct	FT	FTA	Pct	OReb	DReb	Reb	Avg	PF	FO	Ast	TO	Blk	Stl	Pts	Avg
2014-15	4	0	22	5.5	2	5	.400	0	0	.000	0	2	.000	2	9	11	2.8	6	0	1	3	4	2	4	1.0
2015-16	23	0	142	6.2	26	47	.553	0	0	.000	10	21	.476	20	19	39	1.7	27	0	4	7	8	1	62	2.7
2016-17	12	0	60	5.0	10	16	.625	0	0	.000	9	15	.600	11	9	20	1.7	9	0	3	6	2	2	29	2.4
TOTAL	39	0	224	5.7	38	68	.559	0	0	.000	19	38	.500	33	37	70	1.8	42	0	8	16	14	5	95	2.4

10 Jaylen Johnson

F 6-9 225 So. - 1L Ypsilanti, Mich. (Ypsilanti HS)

- Ranks 13th in the ACC in rebounding (7.5 per game).
- Totalled 14 points and six rebounds against No. 6 Kentucky, his highest scoring production in 10 games. He had 13 points and seven rebounds in his last outing against Indiana.
- Has produced double-doubles in two games and missed two others by one rebound or one point. He had scored in double figures twice in his career entering the season and the two double-doubles are his first.
- Blocked a career-high six shots against Southern Illinois, adding nine points and 10 rebounds.
- Concentrated on improving his conditioning in the offseason.
- Third in the ACC and is 17th nationally in offensive rebounds (3.79).
- Starter at power forward for the Cardinals in 22 games as a sophomore, including 18 of the last 19.
- A finalist for the 2014 Hal Schram Mr. Basketball award in Michigan, Johnson was a first team all-state selection and was the *Ann Arbor News* Washtenaw County Player of the Year
- His mother Janettha Johnson played for Wisconsin and professionally in Portugal. Her 130 blocked shots in 1988-89 is the Badgers' single-season record. She moved to Louisville in 2014 from Michigan.
- Born Aug. 7, 1996 ... Major is communication.



10 Jaylen Johnson		
Games With ...	Season	Career
Double-Figure scoring.....	8	10
6 or more rebounds	11	17
4 or more assists	0	0
A blocked shot	7	19
A steal	6	19
A three-pointer	1	4
20+ points	0	0

10 Jaylen Johnson Season Highs

Points..... 19 vs. Evansville (11/11)
Reb. 14 vs. Evansville (11/11)
Asst. 2 vs. Old Dominion (11/23)
Blocks 6 vs. Southern Illinois (12/7)
Steals 1 (6 times) *latest*: vs. Virginia (12/28)
FGM 9 vs. Evansville (11/11)
FGA 11 (3 times) *latest*: vs. Kentucky (12/21)
3FGM 1 vs. Evansville (11/11)
3FGA 1 (3 times) *latest*: vs. Old Dominion (11/23)
FT 6 vs. Eastern Kentucky (12/17)
FTA 7 vs. Southern Illinois (12/7)

10 Jaylen Johnson Career Highs

Points..... 19 vs. Evansville (11/11/16)
Reb. 14 vs. Evansville (11/11/16)
Asst. 3 vs. Virginia Tech (1/27/16)
Blocks 6 vs. Southern Illinois (12/7/16)
Steals 1 (20 times) *latest*: vs. Virginia (12/28/16)
FGM 9 vs. Evansville (11/11/16)
FGA 11 (4 times) *latest*: vs. Kentucky (12/21/16)
3FGM 1 (4 times) *latest*: vs. Evansville (11/11/16)
3FGA 3 vs. Grand Canyon (12/5/15)
FT 6 vs. Eastern Kentucky (12/17/16)
FTA 7 vs. Southern Illinois (12/7/16)

10 Jaylen Johnson Game-by-Game										3-Point					Rebounds									
Opponent	Date	GS	Min	FG	FGA	Pct	FG	FGA	Pct	FT	FTA	Pct	Off	Def	Tot	Avg	PF	FO	A	TO	Blk	Stl	Pts	Avg
EVANSVILLE	11/11/16	*	24	9	11	.818	1	11.000	0	2	.000	7	7	14	14.0	0	0	1	3	3	0	19	19.0	
WM. & MARY	11/14/16	*	25	5	8	.625	0	0 .000	3	4	.750	5	4	9	11.5	3	0	0	1	0	1	13	16.0	
LONG BEACH ST	11/17/16	*	18	7	11	.636	0	1 .000	0	2	.000	4	7	11	11.3	2	0	0	1	1	0	14	15.3	
vs Old Dominion	11/23/16	*	28	2	4	.500	0	1 .000	2	5	.400	4	8	12	11.5	3	0	2	2	0	0	6	13.0	
vs Wichita State	11/24/16	*	14	0	1	.000	0	0 .000	1	2	.500	1	5	6	10.4	3	0	0	0	0	0	1	10.6	
vs Baylor	11/25/16	*	29	5	9	.556	0	0 .000	0	0	.000	5	1	6	9.7	2	0	0	1	0	0	10	10.5	
PURDUE	11/30/16	*	13	3	5	.600	0	0 .000	0	0	.000	2	0	2	8.6	2	0	0	0	0	1	6	9.9	
at Grand Canyon	12/3/16	*	16	2	5	.400	0	0 .000	1	2	.500	1	3	4	8.0	2	0	1	3	0	0	5	9.3	
SO. ILLINOIS	12/7/16	*	25	3	4	.750	0	0 .000	3	7	.429	5	5	10	8.2	2	0	0	3	6	1	9	9.2	
TEXAS SOUTHERN	12/10/16	*	23	5	8	.625	0	0 .000	1	2	.500	6	2	8	8.2	2	0	0	2	2	1	11	9.4	
EASTERN KY	12/17/16	*	17	2	3	.667	0	0 .000	6	6	1.000	3	4	7	8.1	4	0	0	1	1	0	10	9.5	
KENTUCKY	12/21/16	*	26	7	11	.636	0	0 .000	0	1	.000	3	3	6	7.9	3	0	0	1	1	1	14	9.8	
VIRGINIA	12/28/16	*	17	2	4	.500	0	0 .000	0	0	.000	3	0	3	7.5	2	0	0	1	0	1	4	9.4	
vs Indiana	12/31/16		28	5	5	1.000	0	0 .000	3	4	.750	4	3	7	7.5	2	0	2	3	1	0	13	9.6	

10 Jaylen Johnson Statistics

Year	GP	GS	Min	Avg	FG	FGA	Pct	3FG	3FGA	Pct	FT	FTA	Pct	OReb	DReb	Reb	Avg	PF	FO	Ast	TO	Blk	Stl	Pts	Avg
2014-15	23	0	106	4.6	13	27	.481	1	1	1.000	2	5	.400	13	16	29	1.3	20	0	2	6	3	4	29	1.3
2015-16	31	22	541	17.5	70	151	.464	2	10	.200	14	26	.538	50	59	109	3.5	61	0	14	17	10	10	156	5.0
2016-17	14	13	303	21.6	57	89	.640	1	3	.333	20	37	.541	53	52	105	7.5	32	0	6	22	15	6	135	9.6
TOTAL	68	35	950	14.0	140	267	.524	4	14	.286	36	68	.529	116	127	243	3.6	113	0	22	45	28	20	320	4.7

11 Jay Henderson

G 6-4 180 So. - 1L Orlando, Fla. (Lake Highland Prep)

- Made his first shot of the season, a three-pointer vs. William & Mary.
- Has played in six games this season.
- Saw action in 11 games as a freshman.
- Walk-on who transferred to UofL from St. John's, where he attended college in 2014-15 but did not play basketball there his freshman year.
- Averaged 13.1 points, 3.3 rebounds, 1.7 assists and 1.5 steals as a senior in 2013-14 in helping Lakeland Prep (28-4) win its second straight Florida Class 4A state championship.
- Twice honored on the state all-tournament team, he scored over 1,100 points in his final three seasons at Lake Highland.
- His father Jay played basketball at Penn State (1986-90), where he received the team's Dave Phillips Memorial Unsung Hero Award.
- Born April 8, 1995 ... Major is business marketing.



11 Jay Henderson		
Games With ...	Season	Career
Double-Figure scoring.....	0	0
6 or more rebounds	0	0
4 or more assists	0	0
A blocked shot	0	0
A steal	3	4
A three-pointer.....	1	2
20+ points.....	0	0

11 Jay Henderson Game-by-Game

Opponent	Date	GS	Min	FG	FGA	Pct	FG	FGA	Pct	FT	FTA	Pct	Off	Def	Tot	Avg	PF	FO	A	TO	Blk	Stl	Pts	Avg
EVANSVILLE	11/11/16		3	0	0	.000	0	0	.000	0	0	.000	0	0	0	0.0	0	0	0	0	0	0	0.0	
WM. & MARY	11/14/16		1	1	1	1.000	1	1	1.000	0	0	.000	0	0	0	0.0	3	0	0	0	0	3	1.5	
LONG BEACH ST	11/17/16		5	0	2	.000	0	1	.000	2	21	.000	0	0	0	0.0	1	0	1	0	0	1	2	1.7
vs Old Dominion	11/23/16		DNP																					
vs Wichita State	11/24/16		DNP																					
vs Baylor	11/25/16		1	0	0	.000	0	0	.000	0	0	.000	0	0	0	0.0	0	0	0	0	0	0	1.3	
PURDUE	11/30/16		DNP																					
at Grand Canyon	12/3/16		DNP																					
SO. ILLINOIS	12/7/16		DNP																					
TEXAS SOUTHERN	12/10/16		3	1	1	1.000	0	0	.000	0	0	.000	0	0	0	0.0	0	0	0	0	0	1	2	1.4
EASTERN KY	12/17/16		1	0	0	.000	0	0	.000	0	0	.000	0	0	0	0.0	0	0	1	0	0	1	0	1.2
KENTUCKY	12/21/16		DNP																					
VIRGINIA	12/28/16		DNP																					
vs Indiana	12/31/16		DNP																					

11 Jay Henderson Statistics

Year	GP	GS	Min	Avg	FG	FGA	Pct	3FG	3FGA	Pct	FT	FTA	Pct	OReb	DReb	Reb	Avg	PF	FO	Ast	TO	Blk	Stl	Pts	Avg
2015-16	11	0	23	2.1	1	7	.143	1	4	.250	0	0	.000	0	2	2	0.2	2	0	2	1	0	2	3	0.3
2016-17	6	0	14	2.3	2	4	.500	1	2	.500	2	2	1.000	0	0	0	0.0	4	0	2	0	0	3	7	1.2
TOTAL	17	0	37	2.2	3	11	.273	2	6	.333	2	2	1.000	0	2	2	0.1	6	0	4	1	0	5	10	0.6

11 Jay Henderson Season Highs

Points..... 3 vs. William & Mary (11/14)
Reb. none
Asst..... 1 vs. Long Beach St. (11/17)
 vs. Eastern Kentucky (12/17)
Blocks none
Steals (3 times) *latest:* vs. Eastern Ky. (12/17)
FGM 1 vs. William & Mary (11/14)
 vs. Texas Southern (12/10)
FGA 2 vs. Long Beach St. (11/17)
3FGM 1 vs. William & Mary (11/14)
3FGA 1 vs. William & Mary (11/14)
 vs. Long Beach St. (11/17)
FT 2 vs. Long Beach St. (11/17)
FTA 2 vs. Long Beach St. (11/17)

11 Jay Henderson Career Highs

Points..... 3 vs. Kennesaw St. (12/16/15)
 vs. William & Mary (11/14/16)
Reb. 1 vs. Kennesaw St. (12/16/15)
 vs. Boston College (2/6/16)
Asst..... 1 (4 times) *latest:* vs. Eastern Ky. (12/17/16)
Blocks none
Steals 2 vs. Kennesaw St. (12/16/15)
FGM 1 vs. Kennesaw St. (12/16/15)
 vs. Texas Southern (12/10/16)
FGA 3 vs. Kennesaw St. (12/16/15)
3FGM 1 vs. Kennesaw St. (12/16/15)
 vs. William & Mary (11/14/16)
3FGA 2 vs. Kennesaw St. (12/16/15)
 vs. Utah Valley (12/23/15)
FT 2 vs. Long Beach St. (11/17/16)
FTA 2 vs. Long Beach St. (11/17/16)

Year	GP	GS	Min	Avg	FG	FGA	Pct	3FG	3FGA	Pct	FT	FTA	Pct	OREB	DREB	Reb	Avg	PF	FO	Ast	TO	Bk	Stl	Pts	Avg
2013-14	37	14	545	14.7	47	89	.528	0	0	.000	39	63	.619	68	64	132	3.6	64	1	15	24	51	13	133	3.6
2014-15	34	9	635	18.7	31	80	.388	0	0	.000	26	54	.481	80	79	159	4.7	82	3	16	26	47	19	88	2.6
2015-16	10	2	188	18.8	27	48	.563	0	0	.000	17	29	.586	26	31	57	5.7	22	0	5	11	12	7	71	7.1
2016-17	14	13	265	18.9	26	62	.419	0	0	.000	24	39	.615	34	56	90	6.4	39	1	11	19	16	6	76	5.4
TOTAL	95	38	1633	17.2	131	279	.470	0	0	.000	106	185	.573	208	230	438	4.6	207	5	47	80	126	45	368	3.9

Points..... 17 vs. Saint Louis (11/28/15)
 Reb. 13 vs. Saint Louis (11/28/15)
 vs. Eastern Kentucky (12/17/16)
 Asst. 4 vs. Eastern Kentucky (12/17/16)
 Blocks 5 vs. NC State (2/14/15)
 vs. William & Mary (11/14)
 Steals 3 vs. Cal State Northridge (12/23/14)
 FGM 6 vs. Saint Louis (11/28/15)
 vs. Southern Illinois (12/17/16)
 FGA 11 vs. Purdue (11/30/16)
 3FGM none
 3FGA none
 FT 6 vs. Old Dominion (11/23/16)
 FTA 9 vs. Old Dominion (11/23/16)

13 Ray Spalding

F 6-10 215 So. - 1L Louisville, Ky. (Trinity HS)

- Has grabbed at least four rebounds off the bench in 11 games and has four double-figure scoring efforts.
- Team leader in field goal percentage (.649).
- Scored a season-high 14 points against Grand Canyon, including 12 in the second half.
- Matched a career-best with three assists vs. Long Beach State, adding 10 points, six rebounds, two blocked shots and two steals.
- Finished his freshman season averaging 5.6 points and 4.3 rebounds per game as a valuable reserve and a starter in six games. He was second on the team with 22 dunks.
- 2016 All-ACC Academic Men's Basketball team selection.
- His 7-6 wingspan aids him in leading the team in deflections in nearly every practice.
- Two-time first team all-state selection who led Trinity to a 24-6 record as a senior and a 118-21 record in his 4 years.
- His uncle Manuel Forrest played for Louisville (1981-82, 1983-85), who averaged 12.8 points and 5.0 rebounds his senior year with the Cardinals.
- Born March 11, 1997 ... Major is undecided.



13 Ray Spalding

Games With ...	Season	Career
Double-Figure scoring.....	4	8
6 or more rebounds.....	5	13
4 or more assists.....	0	0
A blocked shot.....	8	20
A steal.....	7	24
A three-pointer.....	0	1
20+ points.....	0	0

13 Ray Spalding Season Highs

Points..... 14 vs. Grand Canyon (12/5)
 Reb. 9 vs. Wichita State (11/24)
 vs. Purdue (11/30)
 Asst..... 3 vs. Long Beach St. (11/17)
 vs. Grand Canyon (12/3)
 Blocks 4 vs. Eastern Kentucky (12/17)
 Steals 2 (3 times) *latest*: vs. Eastern Ky. (12/17)
 FGM 5 vs. William & Mary (11/14)
 vs. Purdue (11/30)
 FGA 7 vs. Eastern Kentucky (12/17)
 3FGM none
 3FGA 1 (3 times) *latest*: vs. Baylor (11/25)
 FT 4 vs. Kentucky (12/21)
 FTA 4 vs. Long Beach St. (11/17)
 vs. Kentucky (12/21)

13 Ray Spalding Career Highs

Points..... 18 vs. North Florida (11/21/15)
 Reb. 12 vs. North Florida (11/21/15)
 Asst..... 3 (3 times) *latest*: vs. Grand Canyon (12/3/16)
 Blocks 4 vs. Eastern Kentucky (12/17/16)
 Steals 4 vs. North Florida (11/21/15)
 FGM 8 vs. North Florida (11/21/15)
 FGA 10 vs. North Florida (11/21/15)
 vs. Virginia (1/30/16)
 3FGM 1 vs. Duke (2/20/16)
 3FGA 1 (5 times) *latest*: vs. Baylor (11/25/16)
 FT 4 (3 times) *latest*: vs. Kentucky (12/21/16)
 FTA 6 (3 times) *latest*: vs. Virginia Tech (1/27/16)

13 Ray Spalding Game-by-Game

Opponent	Date	GS	Min	FG	FGA	Pct	FG	FGA	Pct	FT	FTA	Pct	Off	Def	Tot	Avg	PF	FO	A	TO	Blk	Stl	Pts	Avg
EVANSVILLE	11/11/16	15	1	4	.250	0	1	.000	0	0	.000	1	3	4	4.0	5	1	1	1	1	1	2	2.0	
WM. & MARY	11/14/16	16	5	6	.833	0	0	.000	0	1	.000	1	3	4	4.0	4	0	0	1	1	1	10	6.0	
LONG BEACH ST	11/17/16	21	4	6	.667	0	0	.000	2	4	.500	5	1	6	4.7	2	0	3	1	2	2	10	7.3	
vs Old Dominion	11/23/16	15	2	3	.667	0	1	.000	1	2	.500	2	3	5	4.8	5	1	0	0	2	0	5	6.8	
vs Wichita State	11/24/16	25	2	5	.400	0	0	.000	0	0	.000	3	6	9	5.6	3	0	1	1	2	0	4	6.2	
vs Baylor	11/25/16	16	3	6	.500	0	1	.000	0	0	.000	2	2	4	5.3	1	0	0	0	0	0	6	6.2	
PURDUE	11/30/16	26	5	5	1.000	0	0	.000	1	2	.500	1	8	9	5.9	3	0	1	2	1	0	11	6.9	
at Grand Canyon	12/3/16	27	5	7	.714	0	0	.000	4	4	1.000	0	3	3	5.5	4	0	3	1	1	0	14	7.8	
SO. ILLINOIS	12/7/16	17	3	3	1.000	0	0	.000	2	2	1.000	1	3	4	5.3	1	0	0	1	0	2	8	7.8	
TEXAS SOUTHERN	12/10/16	6	0	0	.000	0	0	.000	2	2	1.000	0	0	0	4.8	5	1	0	1	0	0	2	7.2	
EASTERN KY	12/17/16	23	4	7	.571	0	0	.000	0	2	.000	0	5	5	4.8	0	0	1	1	4	2	8	7.3	
KENTUCKY	12/21/16	13	1	2	.500	0	0	.000	4	4	1.000	2	5	7	5.0	3	0	1	1	0	0	6	7.2	
VIRGINIA	12/28/16	23	1	2	.500	0	0	.000	1	2	.500	2	4	6	5.1	1	0	1	2	0	0	3	6.8	
vs Indiana	12/31/16 *	12	1	1	1.000	0	0	.000	0	0	.000	0	3	3	4.9	4	0	0	0	0	1	2	6.5	

13 Ray Spalding Statistics

Year	GP	GS	Min	Avg	FG	FGA	Pct	3FG	3FGA	Pct	FT	FTA	Pct	OReb	DReb	Reb	Avg	PF	FO	Ast	TO	Blk	Stl	Pts	Avg
2015-16	30	6	525	17.5	70	125	.560	1	3	.333	28	56	.500	50	80	130	4.3	66	0	16	27	20	28	169	5.6
2016-17	14	1	255	18.2	37	57	.649	0	3	.000	17	25	.680	20	49	69	4.9	41	3	12	13	14	9	91	6.5
TOTAL	44	7	780	17.7	107	182	.588	1	6	.167	45	81	.556	70	129	199	4.5	107	3	28	40	34	37	260	5.9

14 Anas Mahmoud

F/C 7-0 215 Jr. - 2L Cairo, Egypt (West Oaks Academy)

- Ranks second in the ACC and 27th in the nation in blocked shots (2.45 bpg).
- Tied his season-high with 10 points, two assists, two steals and three blocked shots against Indiana, while making his first start of the season.
- Has blocked a shot in 36 games over his career. Registered at least one blocked shot in each of his 11 games this season and in 15 straight games overall dating back to last season.
- Returned to action against Eastern Kentucky after missing the three previous games with a concussion suffered against Purdue.
- Had eight points and eight rebounds vs. Long Beach State off the bench.
- Second on the team in blocked shots with 29 as a sophomore.
- Scored a career-high 15 points at Georgia Tech last season, connecting on 6-of-9 from the field while pulling down four rebounds and dishing out two assists.
- Pulled down a career-high 10 rebounds against Clemson last season while scoring seven points.
- Came to the United States in September 2013 for his senior year at West Oaks. He began playing basketball on club teams in Egypt when he was 12 and played later with Egyptian national teams.
- Speaks four languages: English, Arabic, French and German.
- Born May 5, 1995 ... Major is marketing.



14 Anas Mahmoud		
Games With ...	Season	Career
Double-Figure scoring.....	2	3
6 or more rebounds	1	6
4 or more assists	0	0
A blocked shot	11	36
A steal	6	17
A three-pointer	0	0
20+ points	0	0

14 Anas Mahmoud Season Highs

Points..... 10 vs. Evansville (11/11)
vs. Indiana (12/31)
Reb. 8 vs. Long Beach St. (11/17)
Asst..... 2 (4 times) *latest:* vs. Virginia (12/28)
Blocks 6 vs. Wichita State (11/24)
Steals 2 (3 times) *latest:* vs. Virginia (12/28)
FGM 5 vs. Evansville (11/11)
FGA 7 vs. Long Beach St. (11/17)
3FGM none
3FGA none
FT 3 vs. Wichita State (11/24)
vs. Virginia (12/28)
FTA 5 vs. Virginia (12/28)

14 Anas Mahmoud Career Highs

Points..... 15 vs. Georgia Tech (1/23/16)
Reb. 10 vs. Clemson (1/10/16)
Asst..... 3 vs. Wake Forest (1/4/15)
Blocks 6 vs. Wichita State (11/24/16)
Steals 3 vs. Florida State (1/20/16)
FGM 6 vs. Georgia Tech (1/23/16)
FGA 9 vs. Georgia Tech (1/23/16)
3FGM none
3FGA none
FT 3 (4 times) *latest:* vs. Virginia (12/28/16)
FTA 6 vs. Georgia Tech (1/23/16)

14 Anas Mahmoud Game-by-Game														3-Point						Rebounds													
Opponent	Date	GS	Min	FG	FGA	Pct	FG	FGA	Pct	FT	FTA	Pct	Off	Def	Tot	Avg	PF	FO	A	TO	Blk	Stl	Pts	Avg									
EVANSVILLE	11/11/16	17	5	5	1.000	0	0	.000	0	0	.000	1	4	5	5.0	2	0	1	1	3	1	10	10.0										
WM. & MARY	11/14/16	14	1	2	.500	0	0	.000	0	0	.000	2	1	3	4.0	4	0	1	1	1	2	2	6.0										
LONG BEACH ST	11/17/16	20	4	7	.571	0	0	.000	0	0	.000	3	5	8	5.3	2	0	1	1	2	0	8	6.7										
vs Old Dominion	11/23/16	16	1	3	.333	0	0	.000	0	0	.000	0	2	2	4.5	4	0	0	2	1	0	2	5.5										
vs Wichita State	11/24/16	31	1	1	1.000	0	0	.000	3	4	.750	2	3	5	4.6	2	0	1	3	6	0	5	5.4										
vs Baylor	11/25/16	14	1	1	1.000	0	0	.000	0	0	.000	0	0	0	3.8	3	0	2	0	1	1	2	4.8										
PURDUE	11/30/16	14	4	4	1.000	0	0	.000	1	2	.500	0	1	1	3.4	5	1	2	0	1	1	9	5.4										
at Grand Canyon	12/3/16	DNP																															
SO. ILLINOIS	12/7/16	DNP																															
TEXAS SOUTHERN	12/10/16	DNP																															
EASTERN KY	12/17/16	16	3	5	.600	0	0	.000	0	1	.000	3	1	4	3.5	1	0	0	1	5	2	6	5.5										
KENTUCKY	12/21/16	16	0	1	.000	0	0	.000	0	0	.000	2	1	3	3.4	1	0	1	2	2	0	0	4.9										
VIRGINIA	12/28/16	25	2	5	.400	0	0	.000	3	5	.600	0	3	3	3.4	1	0	2	2	2	0	7	5.1										
vs Indiana	12/31/16 *	34	5	8	.625	0	0	.000	0	0	.000	0	2	2	3.3	4	0	2	1	3	2	10	5.5										

14 Anas Mahmoud Statistics

Year	GP	GS	Min	Avg	FG	FGA	Pct	3FG	3FGA	Pct	FT	FTA	Pct	OReb	DReb	Reb	Avg	PF	FO	Ast	TO	Blk	Stl	Pts	Avg
2014-15	30	2	236	7.9	13	25	.520	0	0	.000	9	12	.750	17	24	41	1.4	30	0	11	14	20	4	35	1.2
2015-16	22	2	288	13.1	29	62	.468	0	0	.000	13	33	.394	25	40	65	3.0	36	2	12	17	29	11	71	3.2
2016-17	11	1	217	19.7	27	42	.643	0	0	.000	7	12	.583	13	23	36	3.3	29	1	13	14	27	9	61	5.5
TOTAL	63	5	741	11.8	69	129	.535	0	0	.000	29	57	.509	55	87	142	2.3	95	3	36	45	76	24	167	2.7

15 Tyler Sharpe

G 6-1 185 Fr. - HS Mt. Washington, Ky. (Bullitt East HS)


■ Walk-on guard has played in five of the Cardinals' 14 games.
 ■ Averaged 19.5 points, 4.3 rebounds and 4.5 assists as a senior in 2015-16 as Bullitt East High School in Mt. Washington, Ky., posted a 27-6 record and reached the regional finals.

■ Honored as the 2016 Sixth Region Player of the Year and a finalist for Kentucky's Mr. Basketball.

■ Scored 1,606 career points for the Chargers and finished third on Bullitt East's all-time assists list.

■ The left-handed guard made 86 three-point goals his senior year with a 34.8 percent accuracy. He set the Bullitt East career three-point record with 243.

■ Born Jan. 14, 1998 ... Major is sport administration.



15 Tyler Sharpe

Games With ...	Season	Career
Double-Figure scoring.....	0	0
6 or more rebounds.....	0	0
4 or more assists.....	0	0
A blocked shot.....	0	0
A steal.....	0	0
A three-pointer.....	0	0
20+ points.....	0	0

15 Tyler Sharpe Season/Career Highs

Points..... none
 Reb. 1 vs. Texas Southern (12/10)
 Asst. 1 vs. Eastern Kentucky (12/17)
 Blocks none
 Steals none
 FGM none
 FGA 1 (3 times) *latest:* vs. Texas South. (12/10)
 3FGM none
 3FGA 1 (3 times) *latest:* vs. Texas South. (12/10)
 FT none
 FTA none

15 Tyler Sharpe Game-by-Game

15 Tyler Sharpe Game-by-Game															3-Point				Rebounds													
Opponent	Date	GS	Min	FG	FGA	Pct	FG	FGA	Pct	FT	FTA	Pct	Off	Def	Tot	Avg	PF	FO	A	TO	Blk	Stl	Pts	Avg								
EVANSVILLE	11/11/16			1	0	0	.000	0	0	.000	0	0	.000	0	0	0	0.0	0	0	0	0	0	0	0.0								
WM. & MARY	11/14/16			DNP																												
LONG BEACH ST	11/17/16			1	0	1	.000	0	1	.000	0	0	.000	0	0	0	0.0	0	0	0	0	0	0	0.0								
vs Old Dominion	11/23/16			DNP																												
vs Wichita State	11/24/16			DNP																												
vs Baylor	11/25/16			DNP																												
PURDUE	11/30/16			DNP																												
at Grand Canyon	12/3/16			DNP																												
SO. ILLINOIS	12/7/16			1	0	1	.000	0	1	.000	0	0	.000	0	0	0	0.0	0	0	0	0	0	0	0.0								
TEXAS SOUTHERN	12/10/16			1	0	1	.000	0	1	.000	0	0	.000	1	0	1	0.3	0	0	0	0	0	0	0.0								
EASTERN KY	12/17/16			1	0	0	.000	0	0	.000	0	0	.000	0	0	0	0.2	0	0	1	1	0	0	0.0								
KENTUCKY	12/21/16			DNP																												
VIRGINIA	12/28/16			DNP																												
vs Indiana	12/31/16			DNP																												

15 Tyler Sharpe Statistics

Year	GP	GS	Min	Avg	FG	FGA	Pct	3FG	3FGA	Pct	FT	FTA	Pct	OReb	DReb	Reb	Avg	PF	FO	Ast	TO	Blk	Stl	Pts	Avg
2016-17	5	0	5	1.0	0	3	.000	0	3	.000	0	0	.000	1	0	1	0.2	0	0	1	1	0	0	0	0.0
TOTAL	5	0	5	1.0	0	3	.000	0	3	.000	0	0	.000	1	0	1	0.2	0	0	1	1	0	0	0	0.0

22 Deng Adel

F 6-7 200 So. - 1L Melbourne, Australia (Victory Rock Prep)

- Starter at small forward for the Cardinals.
- Scored 17 points -- the second-most of his career -- against Indiana, adding four rebounds and four assists.
- Scored a career-high 18 points while pulling down six rebounds and dishing out two assists against Kentucky. He connected on 6-of-6 from the foul line.
- Recorded his first career double-double with 12 points and a career-high 12 rebounds against Southern Illinois.
- Scored 11 of his game-high 15 points in the second half at Grand Canyon.
- Opened his freshman season as the starter at small forward in the first two games before an injury sidelined him for a month. He started the last five games, averaging 7.2 points and 3.2 rebounds per game.
- Top effort as a freshman was in totaling season highs with 13 points, seven rebounds, four assists and 34 minutes against Boston College.
- One of four players on the Cardinals' roster with international ties.
- Has a 7-0 wingspan.
- Was born in Sudan, Africa and moved to Australia as a child, following a similar path as teammate Mangok Mathiang.
- Born Aug. 7, 1996 ... Major is communication.



22 Deng Adel

Games With ...	Season	Career
Double-Figure scoring.....	8	12
6 or more rebounds	3	5
4 or more assists	2	3
A blocked shot	4	5
A steal	9	12
A three-pointer	9	14
20+ points	0	0

22 Deng Adel Season Highs

Points..... 18 vs. Kentucky (12/21)
 Reb. 12 vs. Southern Illinois (12/7)
 Asst. 5 vs. William & Mary (11/14)
 Blocks 3 vs. Texas Southern (12/10)
 Steals 4 vs. William & Mary (11/14)
 FGM 7 vs. Grand Canyon (12/3)
 FGA 16 vs. Grand Canyon (12/3)
 3FGM 3 vs. Wichita State (11/24)
 vs. Indiana (12/31)
 3FGA 6 vs. Indiana (12/31)
 FT 7 vs. William & Mary (11/14)
 FTA 7 vs. William & Mary (11/14)

22 Deng Adel Career Highs

Points..... 18 vs. Kentucky (12/21/16)
 Reb. 12 vs. Southern Illinois (12/7/16)
 Asst. 5 vs. William & Mary (11/14/16)
 Blocks 3 vs. Texas Southern (12/10/16)
 Steals 4 vs. William & Mary (11/14/16)
 FGM 7 vs. Grand Canyon (12/3/16)
 FGA 16 vs. Grand Canyon (12/3/16)
 3FGM 3 vs. Wichita State (11/24/16)
 vs. Indiana (12/31/16)
 3FGA 6 vs. Indiana (12/31/16)
 FT 7 vs. William & Mary (11/14/16)
 FTA 8 vs. Samford (11/13/15)

22 Deng Adel Game-by-Game

Opponent	Date	GS	Min	FG	FGA	Pct	3-Point		Pct	FT	FTA	Pct	Rebounds			Avg	PF	FO	A	TO	Blk	Stl	Pts	Avg
							FG	FGA					Off	Def	Tot									
EVANSVILLE	11/11/16	*	23	1	8	.125	0	3	.000	4	5	.800	1	4	5	5.0	0	0	2	1	0	1	6	6.0
WM. & MARY	11/14/16	*	27	4	9	.444	1	5	.200	7	7	1.000	1	4	5	5.0	1	0	5	0	0	4	16	11.0
LONG BEACH ST	11/17/16	*	24	5	9	.556	1	2	.500	0	0	.000	0	3	3	4.3	1	0	3	0	1	0	11	11.0
vs Old Dominion	11/23/16	*	40	2	13	.154	1	3	.333	0	1	.000	0	2	2	3.8	2	0	3	1	0	2	5	9.5
vs Wichita State	11/24/16	*	21	3	6	.500	3	4	.750	2	2	1.000	0	2	2	3.4	5	1	1	1	0	0	11	9.8
vs Baylor	11/25/16	*	30	1	9	.111	0	2	.000	2	2	1.000	1	4	5	3.7	4	0	1	1	0	1	4	8.8
PURDUE	11/30/16	*	31	3	7	.429	2	4	.500	1	2	.500	1	4	5	3.9	1	0	2	3	0	1	9	8.9
at Grand Canyon	12/3/16	*	29	7	16	.438	1	5	.200	0	0	.000	2	1	3	3.8	3	0	0	1	0	1	15	9.6
SO. ILLINOIS	12/7/16	*	26	6	12	.500	0	2	.000	0	1	.000	2	10	12	4.7	2	0	2	1	0	0	12	9.9
TEXAS SOUTHERN	12/10/16	*	33	4	10	.400	2	5	.400	1	2	.500	2	4	6	4.8	1	0	1	2	3	0	11	10.0
EASTERN KY	12/17/16	*	26	2	8	.250	0	3	.000	3	3	1.000	0	3	3	4.6	1	0	3	2	1	1	7	9.7
KENTUCKY	12/21/16	*	37	5	10	.500	2	3	.667	6	6	1.000	1	5	6	4.8	4	0	2	1	0	1	18	10.4
VIRGINIA	12/28/16	*	27	3	9	.333	0	4	.000	2	3	.667	0	2	2	4.5	0	0	1	1	0	1	8	10.2
vs Indiana	12/31/16	*	32	5	10	.500	3	6	.500	4	4	1.000	0	4	4	4.5	3	0	4	0	1	0	17	10.7

22 Deng Adel Statistics

Year	GP	GS	Min	Avg	FG	FGA	Pct	3FG	3FGA	Pct	FT	FTA	Pct	OReb	DReb	Reb	Avg	PF	FO	Ast	TO	Blk	Stl	Pts	Avg
2015-16	22	8	267	12.1	31	68	.456	7	20	.350	20	27	.741	10	36	46	2.1	23	0	14	26	1	6	89	4.0
2016-17	14	14	406	29.0	51	136	.375	16	51	.314	32	38	.842	11	52	63	4.5	28	1	30	15	6	13	150	10.7
TOTAL	36	22	673	18.7	82	204	.402	23	71	.324	52	65	.800	21	88	109	3.0	51	1	44	41	7	19	239	6.6

23 David Levitch

G 6-3 180 Sr. - 3L Goshen, Ky. (North Oldham HS)

- Last name is pronounced LEV-itch.
- Scored a season-high six points against Long Beach State and Eastern Kentucky.
- Graduated with a bachelor's degree in sport administration on Dec. 15 and will take graduate classes in the spring semester.
- Scored nine points in 15 minutes in UofL's exhibition win over Bellarmine.
- Pitino has confidence in putting the senior in the game in most any situation.
- A walk-on for this first two seasons and his senior year, he earned a scholarship for his junior year.
- Saw action in 18 games as a junior, scoring in 10.
- Scored a career-high nine points vs. Cal State Northridge during his sophomore year, connecting on a career-best three three-pointers.
- Scored nearly 2,000 career points at North Oldham High School while burying 220 three-point goals in four years.
- His father David played college basketball at Centre College.
- Born Sept. 28, 1994 ... Major is sport administration.



23 David Levitch		
Games With ...	Season	Career
Double-Figure scoring.....	0	0
6 or more rebounds	0	0
4 or more assists	0	0
A blocked shot	0	0
A steal	5	13
A three-pointer	4	16
20+ points	0	0

23 David Levitch Season Highs

- Points..... 6 vs. Long Beach St. (11/17)
vs. Eastern Kentucky (12/17)
Reb. 4 vs. Old Dominion (11/23)
Asst..... 2 (4 times) *latest:* vs. Eastern Ky. (12/17)
Blocks none
Steals 2 vs. Grand Canyon (12/3)
FGM 2 vs. Long Beach St. (11/17)
vs. Eastern Kentucky (12/17)
FGA 3 (3 times) *latest:* vs. Eastern Ky. (12/17)
3FGM 2 vs. Long Beach St. (11/17)
vs. Eastern Kentucky (12/17)
3FGA 3 vs. Eastern Kentucky (12/17)
FT 1 vs. William & Mary (11/14)
vs. Texas Southern (12/10)
FTA 3 vs. William & Mary (11/14)
vs. Texas Southern (12/10)

23 David Levitch Career Highs

- Points..... 9 vs. Cal State Northridge (12/23/14)
vs. Grand Canyon (12/5/15)
Reb. 4 vs. Old Dominion (11/23/16)
Asst..... 2 (6 times) *latest:* vs. Eastern Ky. (12/17/16)
Blocks none
Steals 2 (3 times) *latest:* vs. Grand Canyon (12/3/16)
FGM 3 (3 times) *latest:* vs. Pittsburgh (2/24/16)
FGA 4 vs. Cal State Northridge (12/23/14)
3FGM 3 vs. Cal State Northridge (12/23/14)
3FGA 4 vs. Cal State Northridge (12/23/14)
FT 4 vs. Utah Valley (12/23/15)
FTA 4 (4 times) *latest:* Utah Valley (12/23/15)

23 David Levitch Game-by-Game										3-Point					Rebounds													
Opponent	Date	GS	Min	FG	FGA	Pct	FG	FGA	Pct	FT	FTA	Pct	Off	Def	Tot	Avg	PF	FO	A	TO	Blk	Stl	Pts	Avg				
EVANSVILLE	11/11/16	12	0	2	.000	0	0	.000	0	0	.000	0	3	3	3.0	0	0	2	0	0	1	0	0.0					
WM. & MARY	11/14/16	4	0	2	.000	0	1	.000	1	3	.333	1	0	1	2.0	0	0	0	0	0	0	1	0.5					
LONG BEACH ST	11/17/16	9	2	3	.667	2	2	1.000	0	0	.000	1	0	1	1.7	0	0	0	0	0	1	6	2.3					
vs Old Dominion	11/23/16	7	1	2	.500	1	2	.500	0	0	.000	1	3	4	2.3	0	0	0	0	0	1	3	2.5					
vs Wichita State	11/24/16	8	1	1	1.000	0	0	.000	0	0	.000	0	0	0	1.8	0	0	2	0	0	0	2	2.4					
vs Baylor	11/25/16	7	1	1	1.000	0	0	.000	0	0	.000	0	1	1	1.7	1	0	0	0	0	0	2	2.3					
PURDUE	11/30/16	5	1	1	1.000	0	0	.000	0	0	.000	0	0	0	1.4	0	0	0	0	0	0	2	2.3					
at Grand Canyon	12/3/16	14	0	1	.000	0	1	.000	0	0	.000	0	2	2	1.5	0	0	2	0	0	2	0	2.0					
SO. ILLINOIS	12/7/16	6	1	2	.500	0	0	.000	0	0	.000	0	0	0	1.3	3	0	0	0	0	0	2	2.0					
TEXAS SOUTHERN	12/10/16	13	1	3	.333	1	2	.500	1	3	.333	2	1	3	1.5	0	0	1	0	0	1	4	2.2					
EASTERN KY	12/17/16	9	2	3	.667	2	3	.667	0	0	.000	0	0	0	1.4	1	0	2	1	0	0	6	2.5					
KENTUCKY	12/21/16	12	0	2	.000	0	0	.000	0	2	.000	1	0	1	1.3	1	0	0	0	0	0	0	2.3					
VIRGINIA	12/28/16	DNP																										
vs Indiana	12/31/16	2	0	0	.000	0	0	.000	0	0	.000	0	0	0	1.2	1	0	0	0	0	0	0	2.2					

23 David Levitch Statistics

Year	GP	GS	Min	Avg	FG	FGA	Pct	3FG	3FGA	Pct	FT	FTA	Pct	OReb	DReb	Reb	Avg	PF	FO	Ast	TO	Blk	Stl	Pts	Avg
2013-14	18	0	47	2.6	4	15	.267	3	8	.375	5	8	.625	0	6	6	0.3	7	0	3	3	0	1	16	0.9
2014-15	21	1	101	4.8	4	15	.267	4	10	.400	12	17	.706	4	2	6	0.3	13	0	6	5	0	4	24	1.1
2015-16	18	0	127	7.1	13	20	.650	8	12	.667	8	11	.727	4	8	12	0.7	10	0	9	5	0	5	42	2.3
2016-17	13	0	108	8.3	10	23	.435	6	11	.545	2	8	.250	6	10	16	1.2	7	0	9	1	0	6	28	2.2
TOTAL	70	1	383	5.5	31	73	.425	21	41	.512	27	44	.614	14	26	40	0.6	37	0	27	14	0	16	110	1.6

30 Ryan McMahon

G 6-0 170 Fr. - RS Sarasota, Fla. (Cardinal Mooney HS)

■ Redshirted during the 2015-16 season, he is the best long-range shooter for the Cardinals.

■ Scored a season-high eight points against Texas Southern.

■ Buried a pair of three-pointers against No. 15 Purdue.

■ Quality 15 minutes against Long Beach State with six points, five assists and three rebounds, connecting on both of his three-point attempts.

■ Averaged 26.4 points, 3.3 assists, 3.0 rebounds and 2.5 steals as a senior in 2014-15 in leading Cardinal Mooney to a 26-4 record and the state final four for the first time in school history. He made 51 percent of his three-pointers (127 of 249) and 83 percent at the free throw line.

■ Honored as the 2015 Florida Class 3A Player of the Year, he was third in the 2015 voting for Florida Mr. Basketball

■ His father Dave played basketball at Valparaiso, his mother Kim played volleyball and his sister played volleyball at Jacksonville.

■ Born Sept. 22, 1996 ...Major is finance.



30 Ryan McMahon

Games With ...	Season	Career
Double-Figure scoring.....	0	0
6 or more rebounds.....	0	0
4 or more assists.....	1	1
A blocked shot.....	2	2
A steal.....	2	2
A three-pointer.....	4	4
20+ points.....	0	0

30 Ryan McMahon Season/Career Highs

Points..... 8 vs. Texas Southern (12/10)

Reb. 3 vs. Long Beach St. (11/17)

Asst. 5 vs. Long Beach St. (11/17)

Blocks 1 vs. Long Beach St. (11/17)

vs. Eastern Kentucky (12/17)

Steals 1 vs. Long Beach St. (11/17)

vs. Purdue (11/30)

FGM 2 (3 times) *latest*: vs. Texas South. (12/10)

FGA 6 vs. Texas Southern (12/10)

3FGM 2 (3 times) *latest*: vs. Texas South. (12/10)

3FGA 5 vs. Texas Southern (12/10)

FT 2 (3 times) *latest*: vs. Virginia (12/28)

FTA 2 (3 times) *latest*: vs. Virginia (12/28)

30 Ryan McMahon Game-by-Game

30 Ryan McMahon Game-by-Game										3-Point				Rebounds															
Opponent	Date	GS	Min	FG	FGA	Pct	FG	FGA	Pct	FT	FTA	Pct	Off	Def	Tot	Avg	PF	FO	A	TO	Blk	Stl	Pts	Avg					
EVANSVILLE	11/11/16	6	0	2	.000	0	1	.000	0	0	.000	0	0	0	0	0.0	3	0	0	0	0	0	0	0.0					
WM. & MARY	11/14/16	5	0	1	.000	0	1	.000	0	0	.000	0	0	0	0	0.0	0	0	0	3	0	0	0	0.0					
LONG BEACH ST	11/17/16	15	2	2	1.000	2	2	1.000	0	0	.000	0	3	3	1.0	3	0	5	1	1	1	6	2.0						
vs Old Dominion	11/23/16	2	0	0	.000	0	0	.000	0	0	.000	0	0	0	0	0.8	0	0	0	0	0	0	1.5						
vs Wichita State	11/24/16	2	0	1	.000	0	1	.000	0	0	.000	0	1	1	0.8	0	0	0	1	0	0	0	1.2						
vs Baylor	11/25/16	1	0	1	.000	0	1	.000	2	21.000	0	0	0	0	0.7	0	0	0	0	0	0	2	1.3						
PURDUE	11/30/16	9	2	2	1.000	2	2	1.000	0	0	.000	0	1	1	0.7	1	0	1	0	0	1	6	2.0						
at Grand Canyon	12/3/16	4	0	1	.000	0	1	.000	0	0	.000	0	0	0	0.6	1	0	0	0	0	0	0	1.8						
SO. ILLINOIS	12/7/16	10	0	3	.000	0	3	.000	0	0	.000	0	0	0	0.6	1	0	1	0	0	0	0	1.6						
TEXAS SOUTHERN	12/10/16	10	2	6	.333	2	5	.400	2	21.000	0	1	1	0.6	2	0	0	0	0	0	0	8	2.2						
EASTERN KY	12/17/16	9	1	2	.500	1	2	.500	0	0	.000	0	1	1	0.6	1	0	0	1	1	0	3	2.3						
KENTUCKY	12/21/16	DNP																											
VIRGINIA	12/28/16	2	0	0	.000	0	0	.000	2	21.000	0	0	0	0.6	1	0	0	1	0	0	0	2	2.3						
vs Indiana	12/31/16	DNP																											

30 Ryan McMahon Statistics

Year	GP	GS	Min	Avg	FG	FGA	Pct	3FG	3FGA	Pct	FT	FTA	Pct	OReb	DReb	Reb	Avg	PF	FO	Ast	TO	Blk	Stl	Pts	Avg
2016-17	12	0	75	6.3	7	21	.333	7	19	.368	6	6	1.000	0	7	7	0.6	13	0	10	4	2	2	27	2.3
TOTAL	12	0	75	6.3	7	21	.333	7	19	.368	6	6	1.000	0	7	7	0.6	13	0	10	4	2	2	27	2.3

45 Donovan Mitchell

G 6-3 195 So. - 1L Greenwich, Conn. (Brewster Academy)

- Primary starter at shooting guard for the Cardinals.
- Scored a career-high 25 points against Indiana, connecting on a career-best four three-pointers while also dishing out three assists and pulling down three rebounds.
- Leads the ACC and ranks 33rd in the nation in steals. His 29 steals in 14 games are four more than his entire freshman year.
- Leading scorer in UofL's balanced lineup (12.4 ppg), he has scored at least seven points in every game this season.
- Blocked four shots vs. William & Mary, one more than his entire freshman year. He added nine points, five rebounds and three assists in the game.
- Trimmed 15 pounds and significantly improved his shot in the offseason.
- Played at least 10 minutes in every game as a freshman and was a starter on five occasions. He scored in double figures in 13 games.
- Started his first collegiate game against Wake Forest, scoring a career-high 18 points and pulling down a career-best eight rebounds while contributing two steals.
- One of just 10 players in Louisville history to score as many as 14 points in a freshman career debut.
- Averaged 14.3 points, 5.7 rebounds, 2.4 assists and 1.8 steals in 2014-15, helping Brewster Academy to a 34-1 record and its second straight National Prep Championship in 2015. He was an All-New England AAA first team selection by NEPSAC.
- Born Sept. 7, 1996 ... Major is communication.



45 Donovan Mitchell		
Games With ...	Season	Career
Double-Figure scoring.....	8	21
6 or more rebounds	5	12
4 or more assists	2	4
A blocked shot	3	6
A steal	13	28
A three-pointer	12	26
20+ points	1	1

45 Donovan Mitchell Season Highs

Points..... 25 vs. Indiana (12/31)
Reb. 8 vs. Wichita State (11/24)
vs. Baylor (11/25)
Asst..... 5 vs. Wichita State (11/24)
Blocks 4 vs. William & Mary (11/14)
Steals 7 vs. Old Dominion (11/23)
FGM 8 vs. Indiana (12/31)
FGA 16 vs. Old Dominion (11/23)
3FGM 4 vs. Indiana (12/31)
3FGA 9 vs. Texas Southern (12/10)
FT 5 (3 times) *latest:* vs. Indiana (12/31)
FTA 7 vs. Kentucky (12/21)

45 Donovan Mitchell Career Highs

Points..... 25 vs. Indiana (12/31/16)
Reb. 8 (3 times) *latest:* vs. Baylor (11/25/16)
Asst..... 7 vs. Eastern Michigan (12/12/15)
Blocks 4 vs. William & Mary (11/14/16)
Steals 7 vs. Old Dominion (11/23/16)
FGM 8 vs. Indiana (12/31/16)
FGA 16 vs. Old Dominion (11/23/16)
3FGM 4 vs. Indiana (12/31/16)
3FGA 9 vs. Texas Southern (12/10/16)
FT 5 (4 times) *latest:* vs. Indiana (12/31/16)
FTA 7 vs. Kentucky (12/21/16)

45 Donovan Mitchell Game-by-Game										3-Point					Rebounds									
Opponent	Date	GS	Min	FG	FGA	Pct	FG	FGA	Pct	FT	FTA	Pct	Off	Def	Tot	Avg	PF	FO	A	TO	Blk	Stl	Pts	Avg
EVANSVILLE	11/11/16	*	26	6	11	.545	2	6	.333	1	2	.500	2	3	5	5.0	0	0	3	3	0	4	15	15.0
WM. & MARY	11/14/16	*	29	4	10	.400	1	5	.200	0	0	.000	1	4	5	5.0	3	0	3	2	4	1	9	12.0
LONG BEACH ST	11/17/16	*	27	3	10	.300	2	5	.400	0	0	.000	2	4	6	5.3	0	0	1	2	1	2	8	10.7
vs Old Dominion	11/23/16	*	40	4	16	.250	3	6	.500	4	5	.800	3	4	7	5.8	3	0	2	2	0	7	15	11.8
vs Wichita State	11/24/16	*	35	5	13	.385	2	8	.250	2	3	.667	1	7	8	6.2	1	0	5	1	0	3	14	12.2
vs Baylor	11/25/16	*	36	6	11	.545	2	5	.400	3	4	.750	2	6	8	6.5	3	0	4	4	0	1	17	13.0
PURDUE	11/30/16	*	22	3	9	.333	0	3	.000	2	21	.000	1	4	5	6.3	4	0	1	2	1	1	8	12.3
at Grand Canyon	12/3/16	*	26	4	9	.444	1	3	.333	0	0	.000	1	3	4	6.0	0	0	1	1	1	1	9	11.9
SO. ILLINOIS	12/7/16	*	26	2	8	.250	1	5	.200	2	4	.500	0	3	3	5.7	0	0	3	1	1	2	7	11.3
TEXAS SOUTHERN	12/10/16	*	27	4	14	.286	2	9	.222	2	21	.000	3	2	5	5.6	2	0	3	0	0	4	12	11.4
EASTERN KY	12/17/16	*	19	4	9	.444	2	7	.286	5	51	.000	1	6	7	5.7	3	0	0	2	0	1	15	11.7
KENTUCKY	12/21/16	*	28	3	12	.250	2	5	.400	5	7	.714	0	4	4	5.6	3	0	1	4	0	0	13	11.8
VIRGINIA	12/28/16	*	36	3	11	.273	1	6	.167	0	0	.000	0	2	2	5.3	4	0	0	1	0	1	7	11.5
vs Indiana	12/31/16		33	8	15	.533	4	8	.500	5	6	.833	1	2	3	5.1	2	0	3	1	0	1	25	12.4

45 Donovan Mitchell Statistics

Year	GP	GS	Min	Avg	FG	FGA	Pct	3FG	3FGA	Pct	FT	FTA	Pct	OReb	DReb	Reb	Avg	PF	FO	Ast	TO	Blk	Stl	Pts	Avg
2015-16	31	5	591	19.1	84	190	.442	18	72	.250	43	57	.754	34	70	104	3.4	78	2	52	30	3	25	229	7.4
2016-17	14	13	410	29.3	59	158	.373	25	81	.309	31	40	.775	18	54	72	5.1	28	0	30	26	8	29	174	12.4
TOTAL	45	18	1001	22.2	143	348	.411	43	153	.281	74	97	.763	52	124	176	3.9	106	2	82	56	11	54	403	9.0



2016-17 Louisville Men's Basketball
LOUISVILLE Combined Team Statistics (as of Dec 31, 2016)
All games



RECORD:	OVERALL	HOME	AWAY	NEUTRAL
ALL GAMES	12-2	8-1	1-0	3-1
CONFERENCE	0-1	0-1	0-0	0-0
NON-CONFERENCE	12-1	8-0	1-0	3-1

#	Player	gp-gs	min	avg	Total		3-Point		F-Throw		Rebounds				pf	dq	a	to	blk	stl	pts	avg
					fg-fga	fg%	3fg-fga	3fg%	ft-fga	ft%	off	def	tot	avg								
45	MITCHELL, Donovan	14-13	410	29.3	59-158	.373	25-81	.309	31-40	.775	18	54	72	5.1	28	0	30	26	8	29	174	12.4
04	SNIDER, Quentin	14-14	404	28.9	51-147	.347	23-69	.333	33-47	.702	9	26	35	2.5	21	0	51	19	0	6	158	11.3
22	ADEL, Deng	14-14	406	29.0	51-136	.375	16-51	.314	32-38	.842	11	52	63	4.5	28	1	30	15	6	13	150	10.7
10	JOHNSON, Jaylen	14-13	303	21.6	57-89	.640	1-3	.333	20-37	.541	53	52	105	7.5	32	0	6	22	15	6	135	9.6
00	KING, VJ	14-1	192	13.7	30-66	.455	8-16	.500	27-32	.844	12	24	36	2.6	11	0	5	10	1	2	95	6.8
13	SPALDING, Ray	14-1	255	18.2	37-57	.649	0-3	.000	17-25	.680	20	49	69	4.9	41	3	12	13	14	9	91	6.5
14	MAHMOUD, Anas	11-1	217	19.7	27-42	.643	0-0	.000	7-12	.583	13	23	36	3.3	29	1	13	14	27	9	61	5.5
12	MATHIANG, Mangok	14-13	265	18.9	26-62	.419	0-0	.000	24-39	.615	34	56	90	6.4	39	1	11	19	16	6	76	5.4
01	HICKS, Tony	10-0	111	11.1	13-40	.325	3-14	.214	6-10	.600	2	12	14	1.4	6	0	12	13	0	6	35	3.5
05	STOCKMAN, Matz	12-0	60	5.0	10-16	.625	0-0	.000	9-15	.600	11	9	20	1.7	9	0	3	6	2	2	29	2.4
30	McMAHON, Ryan	12-0	75	6.3	7-21	.333	7-19	.368	6-6	1.000	0	7	7	0.6	13	0	10	4	2	2	27	2.3
23	LEVITCH, David	13-0	108	8.3	10-23	.435	6-11	.545	2-8	.250	6	10	16	1.2	7	0	9	1	0	6	28	2.2
11	HENDERSON, Jay	6-0	14	2.3	2-4	.500	1-2	.500	2-2	1.000	0	0	0	0.0	4	0	2	0	0	3	7	1.2
15	SHARPE, Tyler	5-0	5	1.0	0-3	.000	0-3	.000	0-0	.000	1	0	1	0.2	0	0	1	1	0	0	0	0.0
Team											13	12	25				1					
Total.....		14	2825		380-864	.440	90-272	.331	216-311	.695	203	386	589	42.1	268	6	195	164	91	99	1066	76.1
Opponents.....		14	2825		293-798	.367	73-267	.273	187-295	.634	168	331	499	35.6	272	-	146	218	39	78	846	60.4

TEAM STATISTICS	LOU	OPP	Date	Opponent	Score	Att.
SCORING	1066	846	11/11/16	EVANSVILLE	w 78-47	21129
Points per game	76.1	60.4	11/14/16	WILLIAM & MARY	w 91-58	19314
Scoring margin	+15.7	-	11/17/16	LONG BEACH ST	w 88-56	14337
FIELD GOALS-ATT	380-864	293-798	11/23/16	vs Old Dominion	Wot 68-62	1601
Field goal pct	.440	.367	11/24/16	vs Wichita State	w 62-52	1604
3 POINT FG-ATT	90-272	73-267	11/25/16	vs Baylor	L 63-66	1655
3-point FG pct	.331	.273	11/30/16	PURDUE	w 71-64	21841
3-pt FG made per game	6.4	5.2	12/3/16	at Grand Canyon	w 79-70	7493
FREE THROWS-ATT	216-311	187-295	12/7/16	SOUTHERN ILLINOIS	w 74-51	18894
Free throw pct	.695	.634	12/10/16	TEXAS SOUTHERN	w 102-71	18152
F-Throws made per game	15.4	13.4	12/17/16	EASTERN KENTUCKY	w 87-56	20889
REBOUNDS	589	499	12/21/16	KENTUCKY	w 73-70	22783
Rebounds per game	42.1	35.6	* 12/28/16	VIRGINIA	L 53-61	21676
Rebounding margin	+6.4	-	12/31/16	vs Indiana	w 77-62	18824
ASSISTS	195	146	* - Conference game			
Assists per game	13.9	10.4				
TURNOVERS	164	218				
Turnovers per game	11.7	15.6				
Turnover margin	+3.9	-				
Assist/turnover ratio	1.2	0.7				
STEALS	99	78				
Steals per game	7.1	5.6				
BLOCKS	91	39				
Blocks per game	6.5	2.8				
ATTENDANCE	179015	31177				
Home games-Avg/Game	9-19891	1-7493				
Neutral site-Avg/Game	-	4-5921				

Score by Periods	1st	2nd	OT	Totals
LOUISVILLE	512	535	19	1066
Opponents	383	450	13	846

2016-17 Louisville Men's Basketball Game-by-Game Team Statistics

Teams	FG-FGA	Pct	3Pt-Att	Pct	FT-FTA	Pct	O	D	Reb	PF-D	Asst	TO	Blk	Stl	1H	2H	OT	TOT
Evansville	16-57	.281	4-15	.267	11-20	.550	11	18	29	18-0	6	13	2	7	27	20		47
LOUISVILLE	30-63	.476	3-15	.200	15-27	.556	19	33	52	17-1	15	12	10	10	43	35		78
William & Mary	19-61	.311	6-29	.207	14-27	.519	14	28	42	21-0	11	16	3	2	31	27		58
LOUISVILLE	33-72	.457	10-28	.357	15-25	.600	17	32	49	23-0	21	9	11	10	44	47		91
Long Beach State	18-61	.295	6-18	.333	14-17	.824	14	23	37	20-0	6	19	3	8	27	29		56
LOUISVILLE	34-76	.447	7-20	.350	13-18	.722	21	30	51	14-0	20	10	9	9	42	46		88
Old Dominion	22-58	.379	3-16	.188	15-32	.469	13	38	51	28-1	12	22	6	5	24	25	13	62
LOUISVILLE	19-64	.297	8-20	.400	22-35	.629	16	33	49	27-2	12	14	3	10	24	25	19	68
Wichita State	18-57	.316	6-22	.273	10-18	.556	11	22	33	17-0	12	12	0	4	17	35		52
LOUISVILLE	19-52	.365	7-24	.292	17-23	.739	12	34	46	22-1	13	15	8	4	33	29		62
Baylor	26-49	.531	2-13	.154	12-17	.706	7	24	31	12-0	17	12	7	5	24	42		66
LOUISVILLE	25-64	.391	5-18	.278	8-10	.800	15	20	35	19-0	11	7	2	4	39	24		63
Purdue	19-53	.358	10-23	.435	16-22	.727	9	25	34	19-0	13	17	1	6	19	45		64
LOUISVILLE	28-58	.483	4-13	.308	11-17	.647	8	28	36	19-1	11	12	3	6	33	38		71
Grand Canyon	23-49	.469	6-12	.500	18-24	.750	6	19	25	20-0	7	13	3	2	37	33		70
LOUISVILLE	29-61	.475	5-15	.333	16-19	.842	14	22	36	19-0	15	10	4	5	36	43		79
Southern Illinois	19-54	.352	5-24	.208	8-11	.727	5	26	31	20-1	8	17	3	7	26	25		51
LOUISVILLE	27-59	.458	4-17	.235	16-26	.615	13	30	43	14-0	13	12	9	8	37	37		74
Texas Southern	26-74	.351	8-26	.308	11-20	.550	30	19	49	24-1	12	19	2	4	32	39		71
LOUISVILLE	34-78	.436	11-31	.355	23-30	.767	28	23	51	17-1	14	9	6	10	46	56		102
Eastern Kentucky	21-59	.356	6-18	.333	8-15	.533	10	21	31	17-0	12	17	3	8	16	40		56
LOUISVILLE	30-62	.484	10-24	.417	17-21	.810	14	33	47	16-0	19	16	14	7	36	51		87
Kentucky	23-58	.397	5-22	.227	19-29	.655	11	25	36	20-0	10	13	4	7	40	30		70
LOUISVILLE	26-60	.433	6-14	.429	15-20	.750	12	28	40	23-0	10	14	5	4	39	34		73
Virginia	24-49	.490	2-8	.250	11-14	.786	8	23	31	19-0	12	14	0	7	36	25		61
LOUISVILLE	19-44	.432	2-14	14.3	13-22	.591	8	18	26	15-0	7	14	2	5	21	32		53
Indiana	19-59	.322	4-21	.190	20-29	.690	19	20	39	17-0	8	14	2	6	27	35		62
LOUISVILLE	27-51	.529	8-10	.421	15-18	.833	6	22	28	23-0	14	10	5	7	39	38		77

Specialty Stats Game-by-Game (UL/Opp)

Opponent	Date	Paint	Off TO	2nd Chnc	Fast Brk	Bench	Opponent	Date	Paint	Off TO	2nd Chnc	Fast Brk	Bench
Evansville	11/11/16	46/20	20/12	23/4	7/6	26/19	Grand Canyon	12/3/16	44/22	18/7	10/5	4/6	38/5
William & Mary	11/14/16	46/22	22/5	14/13	10/4	37/23	Southern Illinois	12/7/16	40/22	17/10	13/3	6/8	22/4
Long Beach State	11/17/16	42/20	25/12	19/12	0/4	40/18	Texas Southern	12/10/16	38/32	28/11	30/25	6/6	43/8
Old Dominion	11/23/16	20/34	17/11	18/13	4/4	12/15	Eastern Kentucky	12/17/16	38/26	21/14	16/4	18/6	42/17
Wichita State	11/24/16	18/20	8/9	16/16	5/2	21/24	Kentucky	12/21/16	34/32	8/13	11/4	8/12	6/12
Baylor	11/25/16	38/46	11/9	13/5	9/10	18/36	Virginia	12/28/16	26/26	13/18	6/8	4/8	26/29
Purdue	11/30/16	32/18	11/13	14/11	2/4	28/23	Indiana	12/31/16	30/30	19/8	5/21	4/2	39/21



2016-17 Louisville Men's Basketball LOUISVILLE Team Game-by-Game Comparison (as of Dec 31, 2016) All games



Opponent	1st	2nd	Score	Mar	Total FG	FG Pct	3-Pointers	3FG Pct	Free Throws	FT Pct	Rebounds	Assist	T/Over	Block	Steal	Fouls
EVANSVILLE	43/27	35/20	78-47	+31	30-63/16-57	.476/.281	3-15/4-15	.200/.267	15-27/11-20	.556/.550	52/29 +23	15/6	12/13	10/2	10/7	17/18
WILLIAM & MARY	44/31	47/27	91-58	+33	33-72/19-61	.458/.311	10-28/6-29	.357/.207	15-25/14-27	.600/.519	49/42 +7	21/11	9/16	11/3	10/2	23/21
LONG BEACH ST	42/27	46/29	88-56	+32	34-76/18-61	.447/.295	7-20/6-18	.350/.333	13-18/14-17	.722/.824	51/37 +14	20/6	10/19	9/3	9/8	14/20
Old Dominion	24/24	25/25	68-62	+6	19-64/22-58	.297/.379	8-20/3-16	.400/.188	22-35/15-32	.629/.469	49/51 (2)	12/12	14/22	3/6	10/5	27/28
Wichita State	37/17	29/35	62-52	+10	19-52/18-57	.365/.316	7-24/6-22	.295/.273	17-23/10-18	.739/.556	46/33 +13	13/12	15/12	8/0	4/4	22/17
Baylor	39/24	24/42	63-66	(3)	25-64/26-49	.391/.531	5-18/2-13	.278/.154	8-10/12-17	.800/.706	35/31 +4	11/17	7/12	2/7	4/5	19/12
PURDUE	33/19	38/45	71-64	+7	28-58/19-53	.483/.358	4-13/10-23	.308/.435	11-17/16-22	.647/.727	36/34 +2	11/13	12/17	3/1	6/6	19/19
Grand Canyon	36/37	43/33	79-70	+9	29-61/23-49	.475/.469	5-15/6-12	.333/.500	16-19/18-24	.842/.750	36/25 +11	15/7	10/13	4/3	5/2	19/20
SOUTHERN ILLINOIS	37/26	37/25	74-51	+23	27-59/19-54	.468/.352	4-17/5-24	.235/.208	16-26/8-11	.615/.727	43/31 +12	13/8	12/17	9/3	8/7	14/20
TEXAS SOUTHERN	46/32	56/39	102-71	+31	34-78/26-74	.436/.351	11-31/8-26	.355/.308	23-30/11-20	.767/.550	51/49 +2	14/12	9/19	6/2	10/4	17/24
EASTERN KENTUCKY	36/16	51/40	87-56	+31	30-62/21-59	.484/.356	10-24/6-18	.417/.333	17-21/8-15	.810/.533	47/31 +16	19/12	16/17	14/3	7/8	16/17
KENTUCKY	39/40	34/30	73-70	+3	26-60/23-58	.433/.397	6-14/5-22	.429/.227	15-20/19-29	.750/.655	40/36 +4	10/10	14/13	5/4	4/7	23/20
VIRGINIA	21/36	32/25	53-61	(8)	19-44/24-49	.432/.490	2-14/2-8	.143/.250	13-22/11-14	.591/.786	26/31 (5)	7/12	14/14	2/0	5/7	15/19
Indiana	39/27	38/35	77-62	+15	27-51/19-59	.529/.322	8-19/4-21	.421/.190	15-18/20-29	.833/.690	28/39 (11)	14/8	10/14	5/2	7/6	23/17

Note: Game totals are displayed in the format TEAM/OPPONENT for each category

2016-17 Louisville Men's Basketball Miscellaneous Statistics

Louisville's Record When the Cardinals ...

Lead at halftime	9-1
Trail at halftime	2-1
Are tied at halftime	1-0
Shoot better from the field than opponent	11-0
Shoot worse from the field than opponent	1-2
Shoot 50 percent or better from the field	1-0
Shoot below 50 percent from the field	11-2
Opp. shoots 50 pct. or better from the field	0-1
Opp. shoots below 50 pct. from the field	12-1
Make 7 or fewer three-point goals	7-2
Make more than 7 three-point goals	5-0
Attempt 20 or fewer three-point goals	8-2
Attempt more than 20 three-point goals	4-0
Shoot more free throws than their opp.	7-1
Opponent shoots more free throws	5-1
Outrebound their opponent	10-1
Are outrebounded by their opponent	2-1
Bench outscores the opponent bench	9-0
Opponent bench outscores their bench	3-2
Commit fewer turnovers than their opp.	10-1
Commit more turnovers than their opp.	2-0
Commit same number of turnover as opp.	0-1
Commit 15 or fewer turnovers	11-2
Commit more than 15 turnovers	1-0
Lead with 5:00 Remaining	11-1
Trail with 5:00 Remaining	0-1
Tied with 5:00 Remaining	1-0
1-3 point margins	1-0
4-5 point margins	0-1
6-10 point margins	4-1
11-19 point margins	1-0
20 or more point margins	6-0
Overtime games	1-0
Vs. Top 25 teams	3-2
Home games	8-1
Away games	1-0
Neutral games	3-1
Score 59 or fewer points	0-1
Score 60-69 points	2-1
Score 70-79 points	6-0
Score 80-89 points	2-0
Score 90 or more points	2-0
Allow 59 or fewer points	6-0
Allow 60-69 points	3-2
Allow 70-79 points	3-0
Allow 80 or more points	0-0

Double-Doubles

Johnson	2	Adel	1
---------------	---	------------	---

Points Off Turnovers

Louisville	217	Opponents	139
------------------	-----	-----------------	-----

Bench Scoring

Louisville	398 (28.4)	Opp	254 (18.1)
------------------	------------	-----------	------------

Rebounding Advantage

Louisville	11	Opponents	3
------------------	----	-----------------	---

Attendance

Home	179,120	(19,902 avg.)
Away	7,493	(7,493 avg.)
Neutral	23,684	(5,921 avg.)
Total	210,297	(15,021 avg.)

Double-Figure

Scoring Games

Adel	8
Johnson	8
Mitchell	8
Snider	7
Mathiang	5
King	4
Spalding	4
Mahmoud	2
Hicks	1
Stockman	1

Games Leading

UofL in Scoring

Snider	5
Mitchell	4
Johnson	2
Mathiang	2
Adel	1
King	1
Spalding	1

Games Leading

UofL in Rebounding

Johnson	5
Mathiang	4
Spalding	4
Adel	1
Mitchell	1

Games Leading

UofL in Assists

Snider	9
Adel	3
Mitchell	3
Mahmoud	2
McMahon	1

Scored Louisville's

First Points

<i>Who</i>	
Johnson	3
Mathiang	3
Mitchell	3
Snider	3
Adel	1
Mahmoud	1
<i>How</i>	
Jumper	3
Layup	3
Three-pointer	3
Dunk	2
Free Throw	2
Tip-in	1

Dunks

44

Johnson	16
Spalding	14
Mahmoud	6
Mathiang	3
Mitchell	2
Adel	1
King	1
Stockman	1

Jump Balls Controlled

Louisville	7	(Mathiang 6, Mahmoud 1)
Opponents	7	

Starting Lineups

W-L	Forward	Forward	Center	Guard	Guard
11-2	Adel	Johnson	Mathiang	Snider	Mitchell
1-0	King	Spalding	Mahmoud	Snider	Adel

Scoring Summary

	1st Half	2nd Half	OT	Total
Louisville	512	535	19	1066
Opponents	383	450	13	846

Leads and Deficits

UL's Biggest Halftime Lead	20 (36-16) vs. Eastern Ky. (12/17)
UL's Biggest Halftime Lead Blown	15 (39-24) vs. Baylor (11/25)
UL's Biggest Halftime Deficit	
Overcome	1 (36-37) vs. Grand Canyon (12/3)
	(39-40) vs. Kentucky (12/21)
UL's Biggest 2nd Half Lead	36 three times
	<i>latest:</i> (75-39) vs. Eastern Ky. (12/17)
UL's Biggest 2nd Half Lead Blown	20 (44-24) vs. Baylor (11/25)
UL's Biggest 2nd Half Deficit	21 three times
	<i>latest:</i> (35-56) vs. Virginia (12/28)
UL's Biggest 2nd Half Deficit	
Overcome	7 (31-38) vs. Old Dominion (11/23)
UL's Biggest Overall Lead	36 three times
	<i>latest:</i> (75-39) vs. Eastern Ky. (12/17)
UL's Biggest Lead Blown	22 (32-10) vs. Baylor (11/25)
UL's Biggest Overall Deficit	21 three times
	<i>latest:</i> (35-56) vs. Virginia (12/28)
UL's Biggest Deficit Overcome	7 (31-38) vs. Old Dominion (11/23)

Home, Road and Half Statistics

Halftime Leads	UL 10, Opp 3, Tied 1
FG% in KFC Yum! Center	456 (261-572)
FG% Away from Home	408 (119-292)
3 Pt FG% in KFC Yum! Center	328 (57-174)
3 Pt FG% Away from Home	344 (33-96)
FT% in KFC Yum! Center	670 (138-206)
FT% Away from Home	743 (78-105)
Scoring Average	
in KFC Yum! Center	79.7 (717 pts.)
Scoring Avg. on the Road	69.8 (349 pts.)
Opp. Scoring Average	
in KFC Yum! Center	59.3 (534 pts.)
Opp. Scoring Average	
on the Road	62.4 (312 pts.)
Most 1st Half Points	46 vs. Texas Southern (12/10)
Most 2nd Half Points	56 vs. Texas Southern (12/10)
Fewest 1st Half Points	21 vs. Virginia (12/28)
Fewest 2nd Half Points	24 vs. Baylor (11/25)
Largest Halftime Lead	20 vs. Eastern Kentucky (12/17)
Largest Halftime Deficit	15 vs. Virginia (12/28)

2016-17 Louisville Men's Basketball Team Superlatives

Louisville High	Louisville Low	Statistical Category	Opponent High	Opponent Low
102 vs. Texas Southern (12/10)	53 vs. Virginia (12/28)	Points	71 by Texas Southern (12/10)	47 by Evansville (11/11)
46 vs. Texas Southern (12/10)	21 vs. Virginia (12/28)	First Half Points	40 by Kentucky (12/21)	16 by Eastern Ky. (12/17)
56 vs. Texas Southern (12/10)	24 vs. Baylor (11/25)	Second Half Points	45 by Purdue (11/30)	20 by Evansville (11/11)
34 vs. Long Beach St. (11/17)	19 three times	Field Goals	26 by Baylor (11/25)	16 by Evansville (11/11)
vs. Texas Southern (12/10)	<i>latest</i> : vs. Virginia (12/28)		by Texas Southern (12/10)	
78 vs. Texas Southern (12/10)	44 vs. Virginia (12/28)	Field Goal Attempts	74 by Texas Southern (12/10)	49 three times
				<i>latest</i> : by Virginia (12/28)
.529 vs. Indiana (12/31)	.297 vs. Old Dominion (11/23)	FG Percentage	.521 by Baylor (11/25)	.281 by Evansville (11/11)
11 vs. Texas Southern (12/10)	2 vs. Virginia (12/28)	3-Point Field Goals	10 by Purdue (11/30)	2 by Baylor, Virginia
31 vs. Texas Southern (12/10)	13 vs. Purdue (11/30)	3-Point Field Goal Att.	29 by William & Mary (11/14)	8 by Virginia (12/28)
.429 vs. Kentucky (12/21)	.43 vs. Virginia (12/28)	3-Point FG Percentage	.500 by Grand Canyon (12/3)	.154 by Baylor (11/25)
23 vs. Texas Southern (12/10)	8 vs. Baylor (11/25)	Free Throws	20 by Indiana (12/31)	8 by Southern Illinois (12/7)
				by Eastern Ky. (12/17)
35 vs. Old Dominion (11/23)	10 vs. Baylor (11/25)	Free Throw Attempts	32 by Old Dominion (11/23)	11 by Southern Illinois (12/7)
.842 vs. Grand Canyon (12/3)	.556 vs. Evansville (11/11)	Free Throw Percentage	.824 by Long Beach St. (11/17)	.469 by Old Dominion (11/23)
28 vs. Texas Southern (12/10)	6 vs. Indiana (12/31)	Offensive Rebounds	30 by Texas Southern (12/10)	5 by Southern Illinois (12/7)
34 vs. Wichita State (11/24)	18 vs. Virginia (12/28)	Defensive Rebounds	38 by Old Dominion (11/23)	17 by Long Beach St. (11/17)
52 vs. Evansville (11/11)	26 vs. Virginia (12/28)	Total Rebounds	51 by Old Dominion (11/23)	25 by Grand Canyon (12/3)
27 vs. Old Dominion (11/23)	14 vs. Long Beach St. (11/17)	Fouls	28 by Old Dominion (11/23)	12 by Baylor (11/25)
	vs. Southern Illinois (12/7)			
21 vs. William & Mary (11/14)	7 vs. Virginia (12/28)	Assists	17 by Baylor (11/25)	6 by Evansville, Long Beach St.
16 vs. Eastern Ky. (12/17)	7 vs. Baylor (11/25)	Turnovers	22 by Old Dominion (11/23)	12 by Wichita State, Baylor
14 vs. Eastern Ky. (12/17)	2 vs. Baylor, Virginia	Blocked Shots	7 by Baylor (11/25)	0 by Wichita State, Virginia
10 four times	4 three times	Steals	8 by Long Beach St. (11/17)	2 by William & Mary (11/14)
<i>latest</i> : vs. Texas Southern (12/10)	<i>latest</i> : vs. Kentucky (12/21)		by Eastern Ky. (12/17)	by Grand Canyon (12/3)

2016-17 Louisville Men's Basketball Individual Superlatives

	Louisville	Opponent
Points	25 by Donovan Mitchell vs. Indiana (12/31)	42 by DeWayne Russell, Grand Canyon (12/3)
Field Goals Made	10 by Quentin Snider vs. Kentucky (12/21)	14 by DeWayne Russell, Grand Canyon (12/3)
Field Goals Attempted	19 by Quentin Snider vs. Kentucky (12/21)	30 by D. Jefferson, Texas Southern (12/10)
Highest FG Pct. (min. 5 made)	100 three times	.833 (5-6) by Edrice Adebayo, Kentucky (12/21)
	<i>latest</i> : (5-5) by Jaylen Johnson vs. Indiana (12/31)	
3-Point Field Goals Made	4 by Quentin Snider vs. William & Mary (11/14)	3 seven times
	by Donovan Mitchell vs. Indiana (12/31)	<i>latest</i> : by D. Jefferson, Texas Southern (12/10)
3-Point Field Goals Attempted	9 by Quentin Snider vs. William & Mary (11/14)	10 by Demontrae Jefferson, Texas Southern (12/10)
	by Donovan Mitchell vs. Texas Southern (12/10)	
3-Point FG Pct. (min. 3 made)	1.000 (3-3) by V.J. King vs. William & Mary (11/14)	100 (3-3) by Ryan Cline, Purdue (11/30)
Free Throws Made	7 by Deng Adel vs. William & Mary (11/14)	11 by DeWayne Russell, Grand Canyon (12/3)
	by Quentin Snider vs. Old Dominion (11/23)	
Free Throws Attempted	11 by Quentin Snider vs. Old Dominion (11/23)	16 by DeWayne Russell, Grand Canyon (12/3)
Free Throw Pct. (min. 8 made)	none	.688 (11-16) by DeWayne Russell, Grand Canyon (12/3)
Offensive Rebounds	7 by Jaylen Johnson vs. Evansville (11/11)	15 by Derrick Griffin, Texas Southern (12/10)
Defensive Rebounds	10 by Deng Adel vs. Southern Illinois (12/7)	11 by Derrick Griffin, Texas Southern (12/10)
Total Rebounds	14 by Jaylen Johnson vs. Evansville (11/11)	26 by Derrick Griffin, Texas Southern (12/10)
Turnovers	5 by Mangok Mathiang vs. Old Dominion (11/23)	11 by D. Jefferson, Texas Southern (12/10)
Assists	6 by Quentin Snider vs. Eastern Ky. (12/17)	7 by London Perrantes, Virginia (12/28)
Blocked Shots	6 vs. Anas Mahmoud vs. Wichita State (11/24)	6 by Jo Lual-Acuil, Baylor (11/25)
	vs. Jaylen Johnson vs. Southern Illinois (12/7)	
Steals	7 by Donovan Mitchell vs. Old Dominion (11/23)	3 by Ryan Taylor, Evansville (11/11)
Minutes Played (regulation game)	37 by D. Adel & Q. Snider vs. Kentucky (12/21)	40 by DeWayne Russell, Grand Canyon (12/3)
		by D. Jefferson, Texas Southern (12/10)
Minutes Played (overtime game)	40 by D. Mitchell & D. Adel vs. Old Dominion (11/23)	41 by Denzell Taylor, Old Dominion (11/23)



2016-17 Louisville Men's Basketball
LOUISVILLE Points-Rebounds-Assists (as of Dec 31, 2016)
All games



Opponent	Date	Score		00 KING,VJ	01 HICKS,TONY	04 SNIDER,QUE	05 STOCKMAN,M	10 JOHNSON,JA	11 HENDERSON,	12 MATHIANG,M
EVANSVILLE	11/11/16	78-47	w	6-2-0	4-2-2	3-2-3	4-2-0	19-14-1	0-0-0	9-7-0
WILLIAM & MARY	11/14/16	91-58	w	17-5-0	4-2-3	13-3-4	0-1-0	13-9-0	3-0-0	3-10-2
LONG BEACH ST	11/17/16	88-56	w	8-3-0	DNP	4-2-5	0-1-1	14-11-0	2-0-1	11-7-0
vs Old Dominion	11/23/16	68-62	w	2-2-1	0-0-0	18-1-4	0-1-0	6-12-2	DNP	12-5-0
vs Wichita State	11/24/16	62-52	w	10-4-0	DNP	14-4-3	0-1-0	1-6-0	DNP	1-2-0
vs Baylor	11/25/16	63-66	L	5-2-0	DNP	14-2-3	1-1-0	10-6-0	0-0-0	0-5-1
PURDUE	11/30/16	71-64	w	0-2-0	0-1-1	9-2-2	0-0-0	6-2-0	DNP	11-8-1
at Grand Canyon	12/3/16	79-70	w	14-3-3	DNP	9-3-4	10-3-0	5-4-1	DNP	3-8-1
SOUTHERN ILLINOIS	12/7/16	74-51	w	3-3-0	2-0-2	9-1-4	7-2-1	9-10-0	DNP	15-6-0
TEXAS SOUTHERN	12/10/16	102-71	w	13-3-1	7-4-2	15-6-4	7-5-1	11-8-0	2-0-0	10-8-1
EASTERN KENTUCKY	12/17/16	87-56	w	9-2-0	10-1-1	13-1-6	0-3-0	10-7-0	0-0-1	0-13-4
KENTUCKY	12/21/16	73-70	w	0-0-0	0-2-0	22-6-5	DNP	14-6-0	DNP	0-5-0
VIRGINIA	12/28/16	53-61	L	6-4-0	8-0-1	8-1-1	DNP	4-3-0	DNP	0-5-1
vs Indiana	12/31/16	77-62	w	2-1-0	0-2-0	7-1-3	0-0-0	13-7-2	DNP	1-1-0

Opponent	Date	Score		13 SPALDING,R	14 MAHMOUD,AN	15 SHARPE,TYL	22 ADEL,DENG	23 LEVITCH,DA	30 MCMAHON,RY	45 MITCHELL,D
EVANSVILLE	11/11/16	78-47	w	2-4-1	10-5-1	0-0-0	6-5-2	0-3-2	0-0-0	15-5-3
WILLIAM & MARY	11/14/16	91-58	w	10-4-0	2-3-1	DNP	16-5-5	1-1-0	0-0-3	9-5-3
LONG BEACH ST	11/17/16	88-56	w	10-6-3	8-8-1	0-0-0	11-3-3	6-1-0	6-3-5	8-6-1
vs Old Dominion	11/23/16	68-62	w	5-5-0	2-2-0	DNP	5-2-3	3-4-0	0-0-0	15-7-2
vs Wichita State	11/24/16	62-52	w	4-9-1	5-5-1	DNP	11-2-1	2-0-2	0-1-0	14-8-5
vs Baylor	11/25/16	63-66	L	6-4-0	2-0-2	DNP	4-5-1	2-1-0	2-0-0	17-8-4
PURDUE	11/30/16	71-64	w	11-9-1	9-1-2	DNP	9-5-2	2-0-0	6-1-1	8-5-1
at Grand Canyon	12/3/16	79-70	w	14-3-3	DNP	DNP	15-3-0	0-2-2	0-0-0	9-4-1
SOUTHERN ILLINOIS	12/7/16	74-51	w	8-4-0	DNP	0-0-0	12-12-2	2-0-0	0-0-1	7-3-3
TEXAS SOUTHERN	12/10/16	102-71	w	2-0-0	DNP	0-1-0	11-6-1	4-3-1	8-1-0	12-5-3
EASTERN KENTUCKY	12/17/16	87-56	w	8-5-1	6-4-0	0-0-1	7-3-3	6-0-2	3-1-0	15-7-0
KENTUCKY	12/21/16	73-70	w	6-7-1	0-3-1	DNP	18-6-2	0-1-0	DNP	13-4-1
VIRGINIA	12/28/16	53-61	L	3-6-1	7-3-2	DNP	8-2-1	DNP	2-0-0	7-2-0
vs Indiana	12/31/16	77-62	w	2-3-0	10-2-2	DNP	17-4-4	0-0-0	DNP	25-3-3



2016-17 Louisville Men's Basketball
LOUISVILLE Game-by-Game Highs (as of Dec 31, 2016)
All games



Opponent	Date	Score	Points	Rebounds	Assists	Steals	Blocked shots
EVANSVILLE	11/11/16	78-47	19-JOHNSON, Jaylen	14-JOHNSON, Jaylen	3-MITCHELL, Donovan SNIDER, Quentin	4-MITCHELL, Donovan	3-JOHNSON, Jaylen MAHMOUD, Anas
WILLIAM & MARY	11/14/16	91-58	17-KING, V.J.	10-MATHIANG, Mango	5-ADEL, Deng	4-ADEL, Deng	5-MATHIANG, Mango
LONG BEACH ST	11/17/16	88-56	14-JOHNSON, Jaylen	11-JOHNSON, Jaylen	5-SNIDER, Quentin McMAHON, Ryan	2-MATHIANG, Mango SPALDING, Ray MITCHELL, Donovan	2-SPALDING, Ray MAHMOUD, Anas
vs Old Dominion	11/23/16	68-62	18-SNIDER, Quentin	12-JOHNSON, Jaylen	4-SNIDER, Quentin	7-MITCHELL, Donovan	2-SPALDING, Ray
vs Wichita State	11/24/16	62-52	14-MITCHELL, Donovan SNIDER, Quentin	9-SPALDING, Ray	5-MITCHELL, Donovan	3-MITCHELL, Donovan	6-MAHMOUD, Anas
vs Baylor	11/25/16	63-66	17-MITCHELL, Donovan	8-MITCHELL, Donovan	4-MITCHELL, Donovan	1-MAHMOUD, Anas MITCHELL, Donovan ADEL, Deng MATHIANG, Mango	1-MAHMOUD, Anas MATHIANG, Mango
PURDUE	11/30/16	71-64	11-MATHIANG, Mango SPALDING, Ray	9-SPALDING, Ray	2-SNIDER, Quentin MAHMOUD, Anas ADEL, Deng	1-MATHIANG, Mango ADEL, Deng MITCHELL, Donovan MAHMOUD, Anas JOHNSON, Jaylen McMAHON, Ryan	1-SPALDING, Ray MAHMOUD, Anas MITCHELL, Donovan
at Grand Canyon	12/3/16	79-70	15-ADEL, Deng	8-MATHIANG, Mango	4-SNIDER, Quentin	2-LEVITCH, David	2-MATHIANG, Mango
SOUTHERN ILLINOIS	12/7/16	74-51	15-MATHIANG, Mango	12-ADEL, Deng	4-SNIDER, Quentin	2-HICKS, Tony SPALDING, Ray MITCHELL, Donovan	6-JOHNSON, Jaylen
TEXAS SOUTHERN	12/10/16	102-71	15-SNIDER, Quentin	8-JOHNSON, Jaylen MATHIANG, Mango	4-SNIDER, Quentin	4-MITCHELL, Donovan	3-ADEL, Deng
EASTERN KENTUCKY	12/17/16	87-56	15-MITCHELL, Donovan	13-MATHIANG, Mango	6-SNIDER, Quentin	2-MAHMOUD, Anas SPALDING, Ray	5-MAHMOUD, Anas
KENTUCKY	12/21/16	73-70	22-SNIDER, Quentin	7-SPALDING, Ray	5-SNIDER, Quentin	2-SNIDER, Quentin	2-MAHMOUD, Anas MATHIANG, Mango
VIRGINIA	12/28/16	53-61	8-ADEL, Deng SNIDER, Quentin HICKS, Tony	6-SPALDING, Ray	2-MAHMOUD, Anas	1-HICKS, Tony MITCHELL, Donovan JOHNSON, Jaylen MATHIANG, Mango ADEL, Deng	2-MAHMOUD, Anas
vs Indiana	12/31/16	77-62	25-MITCHELL, Donovan	7-JOHNSON, Jaylen	4-ADEL, Deng	3-SNIDER, Quentin	3-MAHMOUD, Anas

2016-17 Box Scores

Louisville 109, Kentucky Wesleyan 71 (exhibition)
Nov. 3, 2016 -- KFC YUM! CENTER

Louisville 109													
Player	min	FG	3FG	FT	Reb	Ast	TO	BL	ST	PF	TP		
Johnson	f 21	6-6	0-0	3-6	6	2	2	0	0	4	15		
Adel	f 23	5-7	1-1	5-5	7	3	3	0	0	1	16		
Mahmoud	c 19	3-7	0-0	0-0	1	1	0	2	1	1	6		
Snider	g 27	5-9	4-6	0-0	3	2	2	0	1	1	14		
Mitchell	g 21	4-9	0-3	3-4	5	4	1	1	2	3	11		
King	16	2-3	1-1	3-4	3	0	1	0	0	2	8		
Hicks	15	1-4	0-1	1-2	3	5	0	0	0	2	3		
Stockman	8	2-5	0-0	3-4	4	2	1	0	0	2	7		
Henderson	1	0-0	0-0	0-0	0	0	0	0	0	0	0		
Mathiang	13	3-3	0-0	1-2	5	1	0	1	1	4	7		
Spalding	19	4-6	0-0	0-0	4	0	4	2	2	0	8		
Levitich	8	0-1	0-1	0-0	0	1	0	0	0	2	0		
McMahon	9	4-5	3-4	3-4	1	0	0	0	1	2	14		
Team					1								
Totals	200	39-65	9-17	22-31	43	21	14	6	8	24	109		
Total FG%	1st H:	20-36	55.6%	2nd H:	19-29	65.5%	Game:	60.0%					
3-Pt. FG%	1st H:	3- 8	37.5%	2nd H:	6- 9	66.7%	Game:	52.9%					
FThrow %	1st H:	8-10	80.0%	2nd H:	14-21	66.7%	Game:	71.0%					

Kentucky Wesleyan 71													
Player	min	FG	3FG	FT	Reb	Ast	TO	BL	ST	PF	TP		
Williams	26	5-12	0-5	2-2	5	1	1	0	0	5	12		
Hatton	28	4-9	2-4	1-1	2	0	1	0	0	2	11		
Foster	16	0-2	0-0	4-4	0	0	4	0	0	0	4		
Jacks	30	5-8	0-0	3-7	11	3	4	0	0	4	13		
Bosley	32	3-12	1-5	7-9	2	2	1	0	0	0	14		
Lindsey	22	1-2	0-1	4-5	4	5	5	0	0	4	6		
Noffsinger	2	0-0	0-0	0-0	0	1	0	0	0	0	0		
Stanford	14	2-5	0-0	0-1	2	0	1	1	0	4	4		
Lukens	2	0-0	0-0	0-0	0	0	0	0	0	0	0		
Derkson	14	2-4	1-3	0-0	1	1	1	0	0	2	5		
Vigilance	14	1-5	0-0	0-1	2	0	1	0	4	5	2		
Team					1		1						
Totals	200	23-59	4-18	21-30	30	13	20	1	4	26	71		
Total FG%	1st H:	10-28	35.7%	2nd H:	13-31	41.9%	Game:	39.0%					
3-Pt. FG%	1st H:	4-11	36.4%	2nd H:	0- 7	0.0%	Game:	22.2%					
F Throw %	1st H:	7-10	70.0%	2nd H:	14-20	70.0%	Game:	70.0%					

Score by Periods	1st	2nd	Total	Attendance:
Ky. Wesleyan	31	40	71	15,836
Louisville	51	58	109	Ties: 0
				Lead Changes: 0

Louisville 81, Bellarmine 60 (exhibition)
Nov. 7, 2016 -- KFC YUM! CENTER

Louisville 81													
Player	min	FG	3FG	FT	Reb	Ast	TO	BL	ST	PF	TP		
Johnson	f 26	3-8	0-0	0-0	11	0	3	1	2	1	6		
Adel	f 22	5-9	1-3	2-2	3	0	2	1	0	0	3	13	
Mathiang	c 23	1-3	0-0	0-0	5	2	1	0	0	1	2		
Snider	g 28	4-11	3-6	0-0	3	4	1	0	0	2	11		
Mitchell	g 17	4-6	3-4	2-2	2	1	1	0	0	2	13		
King	15	3-6	0-0	0-1	2	0	0	0	0	2	6		
Hicks	12	5-8	0-1	2-4	2	2	1	0	0	1	0	12	
Henderson	3	0-1	0-1	0-0	0	0	0	0	0	0	0		
Spalding	14	1-4	0-0	2-2	3	1	2	2	2	3	4		
Mahmoud	17	1-3	0-0	0-0	6	1	1	0	1	1	2		
Levitich	15	3-4	1-2	2-2	0	0	0	0	0	0	9		
McMahon	8	1-2	1-2	0-2	0	0	0	0	1	2	3		
Team					0								
Totals	200	31-65	9-19	10-15	37	11	12	4	7	17	81		
Total FG%	1st H:	18-34	52.9%	2nd H:	13-31	41.9%	Game:	47.7%					
3-Pt. FG%	1st H:	7-14	50.0%	2nd H:	2- 5	40.0%	Game:	47.4%					
FThrow %	1st H:	6-11	54.5%	2nd H:	4- 4	100%	Game:	66.7%					

Bellarmine 60													
Player	min	FG	3FG	FT	Reb	Ast	TO	BL	ST	PF	TP		
Knott	f 26	6-7	2-2	1-2	4	0	3	0	1	1	15		
Eberhard	f 33	6-14	0-2	0-2	5	4	3	1	0	0	12		
Davis	g 33	2-3	0-0	3-4	6	7	3	0	0	4	7		
Troutman	g 35	2-10	1-5	4-4	9	1	4	0	2	3	9		
Coles	g 21	3-3	2-2	0-0	3	2	1	0	2	2	8		
Cook	13	0-2	0-1	0-0	3	1	0	1	0	1	0		
Ramser	3	0-1	0-0	0-0	1	0	2	0	0	0	0		
Jenkins	20	2-9	1-3	2-2	1	2	4	0	1	2	7		
Bach	9	0-1	0-0	0-0	1	0	1	0	0	1	0		
Hunter	3	0-0	0-0	0-0	1	0	0	0	0	0	0		
Schurfranz	1	0-0	0-0	0-0	0	0	0	0	0	0	0		
Taylor	3	1-1	0-0	0-0	0	0	0	0	0	0	2		
Team					0		2						
Totals	200	22-51	6-15	10-14	34	17	23	2	6	14	60		
Total FG%	1st H:	3-16	18.8%	2nd H:	19-35	54.3%	Game:	43.1%					
3-Pt. FG%	1st H:	1- 7	14.3%	2nd H:	5- 8	62.5%	Game:	40.0%					
F Throw %	1st H:	10-13	76.9%	2nd H:	0- 1	0.0%	Game:	66.7%					

Score by Periods	1st	2nd	Total	Attendance:
Bellarmine	17	43	60	16,437
Louisville	49	32	81	Ties: 0
				Lead Changes: 0

Louisville 78, Evansville 47
Nov. 11, 2016 -- KFC YUM! CENTER

Louisville 78													
Player	min	FG	3FG	FT	Reb	Ast	TO	BL	ST	PF	TP		
Johnson	f 24	9-11	1-1	0-2	14	1	3	3	0	0	19		
Adel	f 23	1-8	0-3	4-5	5	2	1	0	1	0	6		
Mathiang	c 20	4-10	0-0	1-2	7	0	1	2	0	2	9		
Snider	g 18	0-1	0-1	3-4	2	3	1	0	0	3	3		
Mitchell	g 26	6-11	2-6	1-2	5	3	3	0	4	0	15		
King	14	0-1	0-1	6-8	2	0	0	1	0	1	6		
Hicks	18	2-5	0-1	0-2	2	2	1	0	2	0	4		
Stockman	3	2-3	0-0	0-2	2	0	0	0	0	1	4		
Henderson	3	0-0	0-0	0-0	0	0	0	0	0	0	0		
Spalding	15	1-4	0-1	0-0	4	1	1	1	1	5	2		
Mahmoud	17	5-5	0-0	0-0	5	1	1	3	1	2	10		
Sharpe	1	0-0	0-0	0-0	0	0	0	0	0	0	0		
Levitich	12	0-2	0-0	0-0	3	2	0	0	1	0	0		
McMahon	6	0-2	0-1	0-0	0	0	0	0	0	3	0		
Team					1								
Totals	200	30-63	3-15	15-27	52	15	12	10	10	17	78		
Total FG%	1st H:	13-28	46.4%	2nd H:	17-35	48.6%	Game:	46.6%					
3-Pt. FG%	1st H:	3-10	30.0%	2nd H:	0- 5	0.0%	Game:	20.0%					
FThrow %	1st H:	14-19	73.7%	2nd H:	1- 8	12.5%	Game:	55.6%					

Evansville 47													
Player	min	FG	3FG	FT	Reb	Ast	TO	BL	ST	PF	TP		
Wiley	f 12	0-2	0-0	0-2	3	0	1	0	1	3	0		
Howard	f 21	1-3	0-0	0-0	7	0	1	0	0	1	2		
Taylor	g 26	2-14	1-5	0-0	5	1	3	1	3	3	5		
Brown	g 33	5-13	3-6	6-10	1	1	1	0	1	0	19		
Gibson	g 24	1-4	0-0	0-0	0	2	1	0	0	0	2		
Benzon	18	2-4	0-0	1-2	3	0	0	0	1	3	5		
Eaves	9	0-1	0-1	0-0	2	0	2	0	0	1	0		
Hainna	10	0-2	0-1	0-0	1	0	0	0	0	1	0		
Smith	22	1-5	0-2	3-3	3	2	2	0	1	4	5		
Vucetic	12	2-7	0-0	1-2	2	0	1	1	0	2	5		
Traore	13	2-2	0-0	0-1	1	0	0	0	0	0	4		
Team					1		1						
Totals	200	16-57	4-15	11-20	29	6	13	2	7	18	47		
Total FG%	1st H:	10-34	29.4%	2nd H:	6-23	26.1%	Game:	28.1%					
3-Pt. FG%	1st H:	4-11	36.4%	2nd H:	0- 4	0.0%	Game:	26.7%					
F Throw %	1st H:	3- 5	60.0%	2nd H:	8-15	53.3%	Game:	55.0%					

Score by Periods	1st	2nd	Total	Attendance:
Evansville	27	20	47	21,129
Louisville	43	35	78	Ties: 5
				Lead Changes: 10

Louisville 91, William & Mary 58
Nov. 14, 2016 -- KFC YUM! CENTER

Louisville 91													
Player	min	FG	3FG	FT	Reb	Ast	TO	BL	ST	PF	TP		
Johnson	f 25	5-8	0-0	3-4	9	0	1	0	1	3	13		
Adel	f 27	4-9	1-5	7-7	5	5	0	0	4	1	16		
Mathiang	c 23	1-2	0-0	1-6	10	2	0	5	0	1	3		
Snider	g 26	4-11	4-9	1-2	3	4	2	0	0	1	13		
Mitchell	g 29	4-10	1-5	0-0	5	3	2	4	1	3	9		
King	17	7-11	3-3	0-0	5	0	1	0	1	2	17		
Hicks	12	1-9	0-3	2-2	2	3	1	0	0	1	4		
Stockman	1	0-0	0-0	0-0	1	0	0	0	0	0	0		
Henderson	1	1-1	1-1	0-0	0	0	0	0	0	3	3		
Spalding	16	5-6	0-0	0-1	4	0	1	1	1	4	10		
Mahmoud	14	1-2	0-0	0-0	3	1	1	1	2	4	2		
Levitich	4	0-2	0-1	1-3	1	0	0	0	0	0	0		
McMahon	5	0-1	0-1	0-0	0	3	0	0	0	0	0		
Team					1								
Totals	200	33-72	10-28	15-25	49	21	9	11	10	23	91		
Total FG%	1st H:	17-37	45.9%	2nd H:	16-35	45.7%	Game:	45.8%					
3-PT FG%	1st H:	4-16	25.0%	2nd H:	6-12	50.0%	Game:	35.7%					
FT F%	1st H:	6-11	54.5%	2nd H:	9-14	64.3%	Game:	60.0%					

2016-17 Box Scores

Louisville 62, Wichita State 52 Nov. 24, 2016 -- Paradise Island, Bahamas Battle 4 Atlantis

Louisville 62

Player	min	FG	3FG	FT	Reb	Ast	TO	BL	ST	PF	TP
Johnson	f 14	0-1	0-0	1-2	6	0	0	0	0	3	1
Adel	f 21	3-6	3-4	2-2	2	1	1	0	0	5	11
Mathiang	c 6	0-1	0-0	1-2	2	0	1	0	0	4	1
Snider	g 35	5-15	2-8	2-2	4	3	3	0	1	3	14
Mitchell	g 35	3-13	2-8	2-3	8	5	1	0	3	1	14
King	20	2-8	0-3	6-8	4	0	3	0	0	1	10
Stockman	3	0-0	0-0	0-0	1	0	0	0	0	0	0
Spalding	25	2-5	0-0	0-0	9	1	1	2	0	3	4
Mahmoud	31	1-1	0-0	3-4	5	1	3	6	0	2	5
Levitich	8	1-1	0-0	0-0	0	2	0	0	0	0	2
McMahon	2	0-1	0-1	0-0	1	0	1	0	0	0	0
Team					4						
Totals	200	19-52	7-24	17-23	46	13	15	8	4	22	62

Total FG% 1st H: 12-28 42.9% 2nd H: 7-24 29.3% Game: 36.5%
3-Pt. FG% 1st H: 4-12 33.3% 2nd H: 3-12 25.0% Game: 29.2%
FThrow % 1st H: 6- 8 62.5% 2nd H: 12-15 80.0% Game: 73.9%

Wichita State 52

Player	min	FG	3FG	FT	Reb	Ast	TO	BL	ST	PF	TP
Kelly	f 19	0-4	0-1	0-1	2	1	0	0	0	3	0
Brown	f 19	3-8	1-4	0-2	2	1	1	0	1	1	7
Morris	c 30	5-13	0-1	0-0	4	1	1	0	1	2	10
Shamet	g 16	0-5	0-2	2-2	4	3	2	0	0	4	2
Frankamp	g 34	3-7	3-7	0-0	4	1	0	0	1	0	9
Smith	13	1-1	1-1	0-0	1	1	1	0	0	0	3
Reaves	14	2-6	1-4	0-0	2	1	1	0	0	0	5
Nuger	14	1-1	0-0	1-1	5	0	1	0	0	1	3
Willis	12	1-4	0-0	1-2	4	1	2	0	1	4	3
Hamilton	2	0-1	0-0	0-2	0	0	0	0	0	0	0
McDuffie	27	2-7	0-2	6-8	4	2	3	0	0	2	10
Team					1						
Totals	200	18-57	6-22	10-18	33	17	12	12	0	4	52

Total FG% 1st H: 7-26 26.9% 2nd H: 11-31 35.5% Game: 31.6%
3-Pt. FG% 1st H: 2- 8 25.0% 2nd H: 4-14 28.6% Game: 27.3%
F Throw % 1st H: 1- 7 14.3% 2nd H: 9-11 81.8% Game: 55.6%

Score by Periods	1st	2nd	Total	Attendance: 1,604
Wichita State	17	35	52	Ties: 1
Louisville	33	29	62	Lead Changes: 2

Louisville 63, Baylor 66 Nov. 25, 2016 -- Paradise Island, Bahamas Battle 4 Atlantis Championship Game

Louisville 63

Player	min	FG	3FG	FT	Reb	Ast	TO	BL	ST	PF	TP
Johnson	f 29	5-9	0-0	0-0	6	0	1	0	0	2	10
Adel	f 30	1-9	0-2	2-2	5	1	1	0	1	4	4
Mathiang	c 19	0-3	0-0	0-0	5	1	0	1	1	3	0
Snider	g 34	6-17	2-8	0-0	2	3	0	0	0	1	14
Mitchell	g 36	6-11	2-5	3-4	8	4	4	0	1	3	17
King	12	2-5	1-1	0-0	2	0	2	0	0	0	5
Stockman	1	0-1	0-0	1-2	1	0	0	0	0	1	1
Henderson	1	0-0	0-0	0-0	0	0	0	0	0	0	0
Spalding	16	3-6	0-1	0-0	4	0	0	0	0	1	6
Mahmoud	14	1-1	0-0	0-0	0	2	0	1	1	3	2
Levitich	7	1-1	0-0	0-0	1	0	0	0	0	1	2
McMahon	1	0-1	0-1	2-2	0	0	0	0	0	0	2
Team					4						
Totals	200	25-64	5-18	8-10	35	11	7	2	4	19	63

Total FG% 1st H: 16-37 43.2% 2nd H: 9-27 33.3% Game: 39.1%
3-Pt. FG% 1st H: 2-10 20.0% 2nd H: 3- 8 37.5% Game: 27.8%
FThrow % 1st H: 5- 6 83.3% 2nd H: 3- 4 75.0% Game: 80.0%

Baylor 66

Player	min	FG	3FG	FT	Reb	Ast	TO	BL	ST	PF	TP
Lual-Acuil	f 24	3-4	0-0	1-1	3	0	1	6	0	1	7
Motley	f 31	5-9	0-1	5-7	6	2	4	1	0	4	15
Lecomte	g 23	2-4	0-2	0-0	0	2	1	0	0	3	4
Wainright	g 30	0-3	0-3	0-0	8	5	1	0	0	3	0
Freeman	g 21	2-5	0-2	0-0	2	1	1	0	0	0	4
Mitchell	4	0-2	0-1	1-3	0	0	0	0	1	0	1
Lindsey	23	4-4	0-0	0-0	2	5	0	0	2	0	8
McClure	19	5-8	2-4	3-4	1	1	0	0	1	0	15
Maston	25	5-10	0-0	2-2	5	1	1	0	1	1	12
Team					4						
Totals	200	26-49	2-13	12-17	31	17	12	7	5	12	66

Total FG% 1st H: 9-23 39.1% 2nd H: 17-26 65.4% Game: 53.1%
3-Pt. FG% 1st H: 0- 0 00.0% 2nd H: 2- 7 28.6% Game: 15.4%
F Throw % 1st H: 6- 9 66.7% 2nd H: 6- 8 75.0% Game: 70.6%

Score by Periods	1st	2nd	Total	Attendance: 1,655
Baylor	24	42	66	Ties: 1
Louisville	39	24	63	Lead Changes: 1

Louisville 71, Purdue 64 Nov. 30, 2016 -- KFC YUM! CENTER ACC/Big Ten Challenge

Louisville 71

Player	min	FG	3FG	FT	Reb	Ast	TO	BL	ST	PF	TP
Johnson	f 13	3-5	0-0	0-0	2	0	0	0	1	2	6
Adel	f 31	3-7	2-4	1-2	5	2	3	0	1	1	9
Mathiang	c 25	5-11	0-0	1-2	8	1	2	0	1	3	11
Snider	g 31	2-11	0-4	5-7	2	2	2	0	0	0	9
Mitchell	g 22	3-9	0-3	2-2	5	1	2	1	1	4	8
King	10	0-3	0-0	0-0	2	0	0	0	0	0	0
Hicks	13	0-0	0-0	0-0	1	1	1	0	0	0	0
Stockman	1	0-0	0-0	0-0	0	0	0	0	0	0	0
Spalding	26	5-5	0-0	1-2	9	1	2	1	0	3	11
Mahmoud	14	4-4	0-0	1-2	1	2	0	1	1	5	9
Levitich	5	1-1	0-0	0-0	0	0	0	0	0	0	2
McMahon	9	2-2	2-2	0-0	1	1	0	0	1	1	6
Team					0						
Totals	200	28-58	4-13	11-17	36	11	12	3	6	19	71

Total FG% 1st H: 15-32 46.9% 2nd H: 13-26 50.0% Game: 48.3%
3-Pt. FG% 1st H: 1- 7 14.3% 2nd H: 3- 6 50.0% Game: 30.8%
FThrow % 1st H: 2- 3 66.7% 2nd H: 9-14 64.3% Game: 64.7%

Purdue 64

Player	min	FG	3FG	FT	Reb	Ast	TO	BL	ST	PF	TP
Edwards	f 22	0-4	0-2	1-2	3	3	3	1	0	3	1
Swanign	f 35	3-7	2-3	6-8	11	3	6	0	2	4	14
Haas	c 24	2-9	0-0	4-6	5	0	1	0	0	2	8
Thompson	g 22	4-7	3-4	2-2	0	1	0	0	0	4	13
Mathias	g 31	1-4	0-2	3-4	5	4	1	0	1	1	5
Edwards	23	4-15	1-6	0-0	1	0	3	0	2	2	9
Smotherman	11	2-2	1-1	0-0	3	1	1	0	0	1	5
Cline	23	3-3	3-3	0-0	4	1	1	0	1	1	9
Albrecht	9	0-2	0-2	0-0	2	0	1	0	0	1	0
Team					0						
Totals	200	19-53	10-23	16-22	34	13	17	1	6	19	64

Total FG% 1st H: 7-28 25.0% 2nd H: 12-25 48.0% Game: 35.8%
3-Pt. FG% 1st H: 4-12 33.3% 2nd H: 6-11 54.5% Game: 43.5%
F Throw % 1st H: 1- 2 50.0% 2nd H: 15-20 75.0% Game: 72.7%

Score by Periods	1st	2nd	Total	Attendance: 21,841
Purdue	19	45	64	Ties: 0
Louisville	33	38	71	Lead Changes: 2

Louisville 79, Grand Canyon 70 Dec. 3, 2016 -- Phoenix, Ariz. (GCU Arena)

Louisville 79

Player	min	FG	3FG	FT	Reb	Ast	TO	BL	ST	PF	TP
Johnson	f 16	2-5	0-0	1-2	4	1	3	0	0	2	5
Adel	f 29	7-16	1-5	0-0	3	0	1	0	1	3	15
Mathiang	c 20	1-4	0-0	1-2	8	1	1	2	1	4	3
Snider	g 25	3-9	1-3	2-2	3	4	0	0	0	4	9
Mitchell	g 26	3-9	1-3	0-0	4	1	1	1	1	0	9
King	24	4-6	2-2	4-4	3	3	2	0	0	0	14
Stockman	15	3-3	0-0	4-5	3	0	1	0	0	1	10
Spalding	27	5-7	0-0	4-4	3	3	1	1	0	4	14
Levitich	14	0-1	0-1	0-0	2	2	0	0	2	0	0
McMahon	4	0-1	0-1	0-0	0	0	0	0	0	1	0
Team					3						
Totals	200	29-61	5-15	16-19	36	15	20	4	5	19	79

Total FG% 1st H: 12-30 40.0% 2nd H: 17-31 54.8% Game: 47.3%
3-Pt. FG% 1st H: 2- 7 28.6% 2nd H: 3- 8 37.5% Game: 33.3%
FThrow % 1st H: 10-11 90.9% 2nd H: 6- 8 75.0% Game: 84.2%

Grand Canyon 70

Player	min	FG	3FG	FT	Reb	Ast	TO	BL	ST	PF	TP
Clark	f 36	3-6	0-0	2-2	7	0	0	0	0	4	8
Vernon	f 30	3-8	0-0	2-2	3	1	1	0	0	4	8
Russell	g 40	14-27	3-6	11-16	3	2	4	0	1	4	42
Fraye	g 31	1-5	1-4	1-2	2	0	0	2	1	3	4
Martin	g 28	1-1	1-1	0-0	1	1	1	1	0	3	3
Aldoo	13	1-1	1-1	2-2	2	0	2	0	0	0	5
Carr	17	0-1	0-0	0-0	2	3	3	0	0	0	0
Smith	15	0-0	0-0	0-0	1	0	2	0	0	2	0
Team					4						
Totals	200	23-49	6-12	18-24	25	7	13	3	2	20	70

Total FG% 1st H: 11-26 42.3% 2nd H: 12-23 52.2% Game: 46.9%
3-Pt. FG% 1st H: 4- 8 50.0% 2nd H: 2- 4 50.0% Game: 50.0%
F Throw % 1st H: 11-13 84.6% 2nd H: 7-11 63.6% Game: 75.0%

Score by Periods	1st	2nd	Total	Attendance: 7,493
Grand Canyon	37	33	70	Ties: 9
Louisville	36	43	79	Lead Changes: 18

Louisville 74, Southern Illinois 51 Dec. 7, 2016 -- KFC YUM! CENTER

Louisville 74

Player	min	FG	3FG	FT	Reb	Ast	TO	BL	ST	PF	TP
Johnson	f 25	3-4	0-0	3-7	10	0	3	6	1	2	9
Adel	f 26	6-12	0-2	0-1	12	2	1	0	0	2	12
Mathiang	c 22	6-9	0-0	3-4	6	0	1	1	0	1	15
Snider	g 23	2-8	2-4	3-4	1	4	0	0	0	0	9
Mitchell	g 26	2-8	1-5	2-4	3	3	1	1	2	0	7
King	14	1-2	1-1	0-0	3	0	0	0	0	1	3
Hicks	14	0-3	0-1	2-2	0	2	2	0	2	1	2
Stockman	16	3-4	0-0	1-2	2	1	3	1	1	2	7
Spalding	17	3-3	0-0	2-2	4	0	1	0	2	1	8
Sharpe	1	0-1	0-1	0-0	0	0	0	0	0	0	0
Levitich	6	1-2	0-0	0-0	0	0	0	0	0	3	2
McMahon	10	0-3	0-3	0-0	1	1	0	0	0	1	0
Team					2						
Totals	200	27-59	4-17	16-26	43	13	12	9	8	14	74

2016-17 Box Scores

Louisville 87, Eastern Kentucky 56
Dec. 17, 2016 -- KFC YUM! CENTER

Louisville 87												
Player	min	FG	3FG	FT	Reb	Ast	TO	BL	ST	PF	TP	
Johnson	f 17	2-3	0-0	6-6	7	0	1	1	0	4	10	
Adel	f 26	2-8	0-3	3-3	3	3	2	1	1	1	7	
Mathiang	c 20	0-3	0-0	0-0	13	4	1	2	0	3	0	
Snider	g 25	5-7	3-5	0-0	1	6	1	0	0	0	13	
Mitchell	g 19	4-9	2-7	5-5	7	0	2	0	1	3	15	
King	13	3-7	0-1	3-4	2	0	0	0	0	1	9	
Hicks	17	4-8	2-3	0-0	1	1	4	0	0	0	10	
Stockman	4	0-0	0-0	0-0	3	0	0	0	0	0	0	
Henderson	1	0-0	0-0	0-0	0	1	0	0	1	0	0	
Spalding	23	4-7	0-0	0-2	5	1	1	4	2	0	8	
Mahmoud	16	3-5	0-0	0-1	4	0	1	5	2	1	6	
Sharpe	1	0-0	0-0	0-0	0	1	1	0	0	0	0	
Levitich	9	2-3	2-3	0-0	0	2	1	0	0	1	6	
McMahon	9	1-2	1-2	0-0	1	0	1	1	0	1	3	
Team					0							
Totals	200	30-62	10-24	17-21	47	19	16	14	7	16	87	
Total FG%	1st H:	12-31	38.7%	2nd H:	18-31	58.1%	Game: 48.4%					
3-Pt. FG%	1st H:	5-12	41.7%	2nd H:	5-12	41.7%	Game: 41.7%					
FThrow %	1st H:	7- 8	87.5%	2nd H:	10-13	76.9%	Game: 81.0%					

Eastern Kentucky 56												
Player	min	FG	3FG	FT	Reb	Ast	TO	BL	ST	PF	TP	
Mayo	f 32	5-12	2-3	3-6	5	4	1	0	1	2	15	
Charles	f 13	2-5	0-0	0-1	4	0	0	0	2	4	4	
Gist	g 31	5-15	2-6	0-2	1	3	4	0	2	3	12	
Avare	g 34	1-5	1-4	0-0	2	0	0	0	1	1	3	
McGlione	25	1-3	1-2	2-2	1	3	1	0	1	1	5	
Adams	22	4-5	0-1	2-2	3	0	0	2	2	0	10	
Dishman	18	1-7	0-0	0-0	8	0	1	1	0	1	2	
Parke	1	0-0	0-0	1-2	0	0	0	0	0	0	1	
Humphrey	1	0-0	0-0	0-0	0	0	1	0	0	0	0	
Anderson	6	1-4	0-1	0-0	2	1	1	0	0	1	2	
Chitty	17	1-3	0-1	0-0	1	1	7	0	1	2	2	
Team					4	1						
Totals	200	21-59	6-18	8-15	31	12	17	3	8	17	56	
Total FG%	1st H:	7-26	26.9%	2nd H:	14-33	42.4%	Game: 35.6%					
3-Pt. FG%	1st H:	2- 9	22.2%	2nd H:	4- 9	44.4%	Game: 33.3%					
F Throw %	1st H:	0- 5	0.0%	2nd H:	8-10	80.0%	Game: 53.3%					

Score by Periods				1st		2nd		Total		Attendance: 20,889		
Eastern Kentucky				16	40	56				Ties: 2		
Louisville				36	51	87				Lead Changes: 1		

Louisville 73, Kentucky 70
Dec. 21, 2016 -- KFC YUM! CENTER

Louisville 73												
Player	min	FG	3FG	FT	Reb	Ast	TO	BL	ST	PF	TP	
Johnson	f 26	7-11	0-0	0-1	6	0	1	1	1	3	14	
Adel	f 37	5-10	2-3	6-6	6	2	1	0	1	4	18	
Mathiang	c 25	0-2	0-0	0-0	5	0	2	2	0	4	0	
Snider	g 37	10-19	2-6	0-0	6	5	3	0	2	3	22	
Mitchell	g 28	3-12	2-5	5-7	4	1	4	0	0	3	13	
King	3	0-1	0-0	0-0	0	0	0	0	0	1	0	
Hicks	3	0-0	0-0	0-0	2	0	0	0	0	0	0	
Spalding	13	1-2	0-0	4-4	7	1	1	0	0	3	6	
Mahmoud	16	0-1	0-0	0-0	3	1	2	2	0	1	0	
Levitich	12	0-2	0-0	0-2	1	0	0	0	0	1	0	
Team					0							
Totals	200	26-60	6-14	15-20	40	10	14	5	4	23	73	
Total FG%	1st H:	14-30	46.7%	2nd H:	12-30	40.0%	Game: 43.3%					
3-Pt. FG%	1st H:	5-11	45.5%	2nd H:	1- 3	33.3%	Game: 42.9%					
FThrow %	1st H:	6- 7	85.7%	2nd H:	9-13	69.2%	Game: 75.0%					

Kentucky 70												
Player	min	FG	3FG	FT	Reb	Ast	TO	BL	ST	PF	TP	
Adebayo	f 35	5-6	0-0	1-6	9	1	3	2	1	3	11	
Gabriel	f 12	0-2	0-1	2-2	7	0	0	2	1	3	2	
Fox	g 34	7-15	1-3	6-10	2	3	4	0	2	3	21	
Monk	g 29	6-17	1-9	3-3	3	1	3	0	1	4	16	
Briscoe	g 31	1-5	0-0	6-6	5	3	1	0	1	4	8	
Mulder	9	2-4	2-3	0-0	0	0	0	0	0	0	6	
Humphries	5	0-0	0-0	0-0	0	0	0	0	0	1	0	
Hawkins	17	0-2	0-1	0-0	1	1	0	0	0	1	0	
Willis	28	2-7	1-5	1-2	9	1	1	0	1	1	6	
Team					0	1						
Totals	200	23-58	5-22	19-29	36	10	13	4	7	20	70	
Total FG%	1st H:	13-33	39.4%	2nd H:	10-25	40.0%	Game: 39.7%					
3-Pt. FG%	1st H:	3-12	25.0%	2nd H:	2-10	20.0%	Game: 22.7%					
F Throw %	1st H:	11-13	84.6%	2nd H:	8-16	50.0%	Game: 65.5%					

Score by Periods				1st		2nd		Total		Attendance: 22,783		
Kentucky				40	30	70				Ties: 10		
Louisville				39	34	73				Lead Changes: 9		

Virginia 61, Louisville 53
Dec. 28, 2016 -- KFC YUM! CENTER

Louisville 53												
Player	min	FG	3FG	FT	Reb	Ast	TO	BL	ST	PF	TP	
Johnson	f 17	2-4	0-0	0-0	3	0	1	0	1	2	4	
Adel	f 27	3-9	0-4	2-3	2	1	1	0	1	0	8	
Mathiang	c 15	0-0	0-0	0-0	5	1	2	0	1	1	0	
Snider	g 23	2-5	1-2	3-6	1	1	0	0	0	2	8	
Mitchell	g 36	3-11	1-6	0-0	2	0	1	0	1	4	7	
King	13	2-3	0-1	2-2	4	0	1	0	0	0	6	
Hicks	19	4-5	0-1	0-2	0	1	3	0	1	3	8	
Spalding	23	1-2	0-0	1-2	6	1	2	9	9	1	3	
Mahmoud	25	2-5	0-0	3-5	3	2	2	2	0	1	7	
McMahon	2	0-0	0-0	2-2	0	0	1	0	0	1	2	
Team					0							
Totals	200	19-44	2-14	13-22	26	7	14	2	5	15	53	
Total FG%	1st H:	7-19	36.8%	2nd H:	12-25	48.0%	Game: 43.2%					
3-Pt. FG%	1st H:	1- 5	20.0%	2nd H:	1- 9	11.1%	Game: 14.3%					
FThrow %	1st H:	6-10	60.0%	2nd H:	7-12	58.3%	Game: 59.1%					

Virginia 61												
Player	min	FG	3FG	FT	Reb	Ast	TO	BL	ST	PF	TP	
Wilkins	f 30	2-4	0-0	0-0	5	1	1	0	2	1	4	
Salt	c 18	1-4	0-0	0-0	7	1	9	9	9	4	2	
Hall	g 30	5-10	0-0	0-1	6	0	1	0	2	2	10	
Perrantes	g 37	2-10	1-4	4-6	4	7	5	0	0	1	9	
Thompson	g 18	3-6	1-2	0-0	0	2	3	0	0	4	7	
Shayok	11	2-3	0-1	2-2	1	0	0	0	0	2	6	
Guy	19	3-5	0-1	3-3	1	0	1	0	1	0	9	
Jerome	6	0-0	0-0	0-0	0	1	1	0	0	1	0	
Diakite	15	3-3	0-0	2-2	4	0	1	0	2	2	8	
Reuter	16	3-4	0-0	0-0	3	0	0	0	0	2	6	
Team					0	1						
Totals	200	24-49	2-8	11-14	31	12	14	0	7	19	61	
Total FG%	1st H:	13-26	50.0%	2nd H:	11-23	47.8%	Game: 49.0%					
3-Pt. FG%	1st H:	2- 6	33.3%	2nd H:	0- 2	0.0%	Game: 25.0%					
F Throw %	1st H:	8- 9	88.9%	2nd H:	3- 5	60.0%	Game: 78.6%					

Score by Periods				1st		2nd		Total		Attendance: 21,676		
Virginia				36	25	61				Ties: 0		
Louisville				21	32	53				Lead Changes: 0		

Louisville 77, Indiana 62
Dec. 31, 2016 -- Indianapolis, Ind. (Bankers Life Fieldhouse)
Countdown Classic

Louisville 77												
Player	min	FG	3FG	FT	Reb	Ast	TO	BL	ST	PF	TP	
King	f 13	1-2	0-0	0-0	1	0	2	0	0	2	2	
Spalding	f 12	1-1	0-0	0-0	3	0	0	0	1	4	2	
Mahmoud	c 34	5-8	0-0	0-0	2	2	1	3	2	4	10	
Snider	g 36	2-8	1-4	2-2	1	3	3	0	3	1	7	
Adel	g 32	5-10	3-6	4-4	4	4	0	1	0	3	17	
Hicks	3	0-2	0-1	0-0	2	0	0	0	0	0	0	
Stockman	1	0-0	0-0	0-0	0	0	0	0	0	1	0	
Johnson	28	5-5	0-0	3-4	7	2	3	1	0	2	13	
Mathiang	6	0-0	0-0	1-2	1	0	0	0	0	3	1	
Levitich	2	0-0	0-0	0-0	0	0	0	0	0	1	0	
Mitchell	33	8-15	4-8	5-6	3	3	1	0	1	2	25	
Team					4							
Totals	200	27-51	8-19	15-18	28	14	10	5	7	23	77	
Total FG%	1st H:	16-30	53.3%	2nd H:	11-21	52.4%	Game:				52.9%	
3-PT FG%	1st H:	4-10	40.0%	2nd H:	4-9	44.4%	Game:				42.1%	
FThrow %	1st H:	3-4	75.0%	2nd H:	12-14	85.7%	Game:				83.3%	

2016-17 Louisville Photo Roster




0 V.J. King
F 6-6 190 Fr.
Cleveland, Ohio
(Paul VI Catholic HS)



1 Tony Hicks
G 6-1 180 Gr.
South Holland, Ill.
(Univ. of Pennsylvania)



4 Quentin Snider
G 6-2 175 Jr.
Louisville, Ky.
(Ballard HS)



5 Matz Stockman
F/C 7-0 240 Jr.
Oslo, Norway
(Canarias Bb. Acad.)



10 Jaylen Johnson
F 6-9 230 Jr.
Ypsilanti, Mich.
(Ypsilanti HS)



11 Jay Henderson
G 6-4 180 So.
Orlando, Fla.
(Lake Highland Prep)



12 Mangok Mathiang
C/F 6-10 220 Sr.
Melbourne, Australia
(IMG Academy/Fla.)



13 Ray Spalding
F 6-10 215 So.
Louisville, Ky.
(Trinity HS)




14 Anas Mahmoud
C/F 7-0 215 Jr.
Cairo, Egypt
(West Oaks Academy)



15 Tyler Sharpe
G 6-1 185 Fr.
Mt. Washington, Ky.
(Bullitt East HS)




22 Deng Adel
F 6-7 200 So.
Melbourne, Australia
(Victory Rock Prep)



23 David Levitch
G 6-3 180 Sr.
Goshen, Ky.
(North Oldham HS)



24 Dwayne Sutton
F 6-5 200 So.
Louisville, Ky.
(UNC Asheville)



30 Ryan McMahon
G 6-0 170 Fr.
Sarasota, Fla.
(Cardinal Mooney HS)



45 Donovan Mitchell
G 6-3 195 So.
Greenwich, Conn.
(Brewster Academy)



On The Bench



Pronunciation Guide:

- ♦ Adel (uh-DELL)
- ♦ Levitch (LEV-itch)
- ♦ Anas Mahmoud (AH-nus mah-MOOD)
- ♦ Mangok Mathiang (MANG-go, silent "K" MATH-ee-ang)
- ♦ Matz (Motts)

Dwayne Sutton will sit out the 2016-17 season after transferring from UNC Asheville.



Rick Pitino
Head Coach



Kenny Johnson
Associate Head Coach



Mike Balado
Assistant Coach



David Padgett
Assistant Coach



Michael Bowden
Dir. Basketball Operations