

LOUISVILLE

BASEBALL

NCAA College World Series
2007, 2013, 2014

NCAA Tournament Appearances
2002, 2007, 2008, 2009, 2010,
2012, 2013, 2014, 2015

Regular Season Conference Titles
2009, 2010, 2012, 2013, 2014, 2015



Sports Information Contact: Garrett Wall | (502) 852-3088 or (502) 553-8030 | g.wall@louisville.edu | @UofLBaseball | www.GoCards.com | @GoCards

2016 SCHEDULE / RESULTS

FEBRUARY

Fri.	19	SIU EDWARDSVILLE	W, 2-4
Sat.	20	SIU EDWARDSVILLE	W, 12-0
Sun.	21	SIU EDWARDSVILLE	W, 10-1
Tue.	23	EASTERN KENTUCKY	W, 14-2
Fri.	26	at #21 Ole Miss (SECN+)	L, 5-6
Sat.	27	at #21 Ole Miss (SECN+)	W, 4-0
Sun.	28	at #21 Ole Miss (SECN+)	L, 2-4

MARCH

Wed.	2	MOREHEAD STATE	W, 9-5
Fri.	4	PRINCETON	W, 4-2
Sat.	5	PRINCETON	W, 9-1
Sun.	6	PRINCETON	W, 11-0
Tue.	8	LONGWOOD	W, 10-1
Fri.	11	NOTRE DAME * (ESPN3)	W, 4-3 (11)
Fri.	11	NOTRE DAME * (ESPN3)	W, 8-2
Sat.	12	NOTRE DAME * (ESPN3)	W, 1-0
Tue.	15	XAVIER	W, 11-1
Wed.	16	WRIGHT STATE (E)	W, 9-1
Fri.	18	at #5 Miami * (ESPN3)	L, 4-8
Sat.	19	at #5 Miami * (ESPN3)	L, 3-6
Sun.	20	at #5 Miami * (ESPN3)	W, 4-3
Wed.	23	at Purdue (Big Ten Network)	W, 9-4
Fri.	25	#9 VIRGINIA * (ESPN3)	L, 3-6
Sat.	26	#9 VIRGINIA * (ESPN3)	W, 11-4
Sun.	27	#9 VIRGINIA * (ESPN3)	W, 15-0
Tue.	29	at Western Kentucky	W, 17-0

APRIL

Sat.	2	VIRGINIA TECH * (ESPN3)	W, 8-4
Sun.	3	VIRGINIA TECH * (D) (ESPN3)	W, 13-0
Mon.	4	VIRGINIA TECH * (Y) (ESPN3)	W, 9-3
Fri.	8	at #5 Florida State * (ESPN3)	L, 7-12
Sat.	9	at #5 Florida State * (ESPN3)	W, 7-1
Sun.	10	at #5 Florida State * (ESPN3)	L, 5-16
Tue.	12	WESTERN KENTUCKY (C)	6:00 p.m.
Wed.	13	at #9 Kentucky	6:30 p.m.
Fri.	15	#16 CLEMSON *	6:00 p.m.
Sat.	16	#16 CLEMSON *	4:00 p.m.
Sun.	17	#16 CLEMSON * (ESPN3)	1:00 p.m.
Tue.	19	KENTUCKY (ESPN3)	6:00 p.m.
Fri.	22	at Boston College *	2:30 p.m.
Sat.	23	at Boston College *	1:30 p.m.
Sun.	24	at Boston College *	Noon
Wed.	27	FLORIDA INTERNATIONAL	6:30 p.m.
Fri.	29	ST. JOHN'S (P)	6:00 p.m.
Sat.	30	ST. JOHN'S	1:00 p.m.

MAY

Sun.	1	ST. JOHN'S	Noon
Tue.	3	CINCINNATI	6:00 p.m.
Fri.	6	at North Carolina * (ESPN3)	7:00 p.m.
Sat.	7	at North Carolina * (ESPN3)	1:00 p.m.
Sun.	8	at North Carolina * (ESPN3)	1:00 p.m.
Tue.	10	at Vanderbilt (SEC Network)	7:00 p.m.
Fri.	13	NC STATE * (ESPN3)	6:00 p.m.
Sat.	14	NC STATE * (ESPN3)	1:00 p.m.
Sun.	15	NC STATE * (ESPN3)	1:00 p.m.
Tue.	17	INDIANA (ESPN3)	6:00 p.m.
Thu.	19	at Wake Forest * (ESPN3)	6:00 p.m.
Fri.	20	at Wake Forest * (ESPN3)	6:00 p.m.
Sat.	21	at Wake Forest * (ESPN3)	1:00 p.m.

POSTSEASON

May 24-29	at ACC Championship (Durham, N.C.)
June 3-6	at NCAA Regional (Campus Sites)
June 10-13	at NCAA Super Regional (Campus Sites)
June 18-28/29	at NCAA College World Series (Omaha, Neb.)

HOME GAMES IN CAPS All Times Eastern

* = Atlantic Coast Conference Game

E = Elementary School Day

D = Diamond Heritage Day

Y = Youth Baseball Night

C = Cancer Awareness Night

P = Patriotic Game



#6 Louisville CARDINALS (24-7, 10-5 ACC)

Head Coach

Dan McDonnell

At LOU: 430-184 (10th Season)

Career: 430-184 (10th Season)

FIRST PITCH

The sixth-ranked Louisville baseball team begins a busy stretch of five games in six days with back-to-back midweek games against Western Kentucky and No. 9 Kentucky. The Cardinals host the Hilltoppers on Tuesday at 6 p.m., ET on Cancer Awareness Night at Jim Patterson Stadium before visiting the Wildcats on Wednesday at 6:30 p.m., in a game a previously scheduled for last week but postponed by rain. Tuesday's game will be streamed on CardsTV and Wednesday's game will be available for viewing on SEC Network+ (WatchESPN). Radio coverage for both games will be provided by 93.9 The Ville, while live stats for all Louisville baseball games are available at GoCards.com.

ABOUT THE CARDINALS

Ranked No. 6 in this week's Collegiate Baseball newspaper poll, Louisville dropped two of three games at fifth-ranked Florida State last week marking the third road series loss of the season for the Cardinals with all three coming against teams currently ranked in the top 10. At the midpoint of the ACC schedule, the Cardinals are in second place in the Atlantic Division with a 10-5 record. On the mound, Louisville has seven shutouts (No. 1 nationally) while allowing two or fewer earned runs in 18 of its 31 outings this season. Entering the week, the pitching staff is ranked fourth in the nation in hits allowed per nine innings at 6.77 and 13th in ERA at 2.91. Offensively, the Cardinals are fourth nationally with a .327 team batting average, ninth in on-base percentage at .417 and 11th in scoring at 8.4 runs per game.

ABOUT THE HILLTOPPERS

WKU is 18-13 overall and 6-6 in Conference USA after losing two of three at home to Louisiana Tech last week. Under the guidance of first year head coach John Pawlowski, the Hilltoppers are paced offensively by third baseman Danny Hudzina, who is hitting .443 with 23 RBI, and outfielder Kaleb Duckworth, who has a .359 average and 23 RBI. Last season, WKU was 24-28 overall and finished 12th in Conference USA with a 10-19 record.

ABOUT THE WILDCATS

Kentucky, ranked as highly as ninth in the latest Collegiate Baseball newspaper poll, enters the week at 22-9 overall and 8-4 in the SEC after winning two of three against Alabama last weekend. Under eighth year head coach Gary Henderson, the Wildcats were 30-25 last season and fourth in the SEC East with a 14-15 record.

SERIES HISTORY

Louisville trails 63-64 in the all-time series with Western Kentucky, which dates back to 1924. The Cardinals are 13-5 against the Hilltoppers under the guidance of head coach Dan McDonnell, including a 17-0 win in Bowling Green on March 29.

The Cardinals trail 61-38-1 in the all-time series with Kentucky, which dates back to 1925. Louisville is 10-9 against the Wildcats under head coach Dan McDonnell and has won three straight in the series. Last season, Louisville earned a 2-1 walk-off win in 10 innings at Patterson Stadium and won a 5-2 decision in Lexington.

PROJECTED POSITION STARTERS

POS	NO	NAME	HT	WT	CL	B/T	AVG	HR	RBI	SB-ATT	NOTES
C	30	Will Smith	6-0	192	JR	R/R	.391	2	17	4-4	89 career starts, including 47 in 2015
or	42	Colby Fitch	5-11	205	SO	L/R	.439	5	18	0-1	Hit safely 15 of 16 starts; 20 starts in 2015
1B	8	Danny Rosenbaum	6-1	212	SR	R/R	.261	4	22	0-0	118 career starts, including 32 in 2015
2B	17	Nick Solak	5-11	175	JR	R/R	.455	1	15	7-8	DNP last 9 gms w/ bone bruise; 113 starts
or	7	Devin Mann	6-2	204	FR	R/R	.373	0	10	0-0	.405 AVG w/ 5 2B & 9 RBI in last 8 gms
SS	29	Devin Hairston	5-7	162	SO	R/R	.378	1	26	1-1	2nd on team w/ 15 multi-hit gms in 2016
3B	26	Blake Tiberti	5-11	201	SO	L/R	.365	4	30	0-0	Team-high 16 multi-hit gms; 22 starts in '15
OF	2	Corey Ray	6-0	190	JR	L/L	.331	9	38	28-33	3rd in NCAA in SB, 25th in HR & 30th in RBI
OF	24	Logan Taylor	5-9	170	JR	R/R	.255	0	13	10-13	Hit .625 with 7 RBI in 2015 NCAA Tourney
OF	35	Colin Lyman	6-1	170	JR	L/R	.263	0	18	5-5	26 starts in 2016; Just 7 starts in 2015
or	33	Ryan Summers	6-2	200	SO	R/R	.167	0	3	0-0	30 OF starts in 2015; Redshirted in 2014
DH	38	Brendan McKay	6-2	212	SO	L/L	.306	3	17	0-0	Freshman/Two-Way Player of the Year

PROJECTED PITCHING ROTATION

DAY	NO	NAME	HT	WT	CL	R/L	W-L	ERA	IP	H	SO	BB	NOTES
TUE	39	Shane Hummel	6-0	200	JR	R/R	0-0	1.86	9.2	7	6	3	Transfer from Neosho County CC
WED	19	Kade McClure	6-7	235	SO	R/R	6-0	2.31	35.0	15	29	10	6 midweek starts; 3rd nationally w/ 0.71 WHIP
FRI	38	Brendan McKay	6-2	212	SO	LHP	6-1	2.09	51.2	43	65	18	ACC FR of the Year; 1st Team All-ACC SP
SAT	20	Drew Harrington	6-2	229	JR	LHP	7-1	1.22	51.2	33	43	12	Won 6 straight starts; 13 career starts
SUN	16	Kyle Funkhouser	6-3	225	SR	RHP	3-3	5.56	45.1	39	47	31	UofL career leader in wins, SO, IP & starts



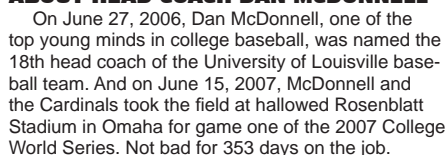
- 430-184 (.700 winning percentage)
- Entered 2016 ranked 6th nationally among active coaches in winning percentage (*min. 5 years*)

- Louisville | Head Coach, 2007-present
- Mississippi | Assistant Coach, 2001-06
- The Citadel | Assistant Coach, 1993-2000

- B.S. | Mathematics ('92)
- M.S. | Business Administration ('95)

- 18th head coach in school history
- 2015 ACC Coach of the Year
- UofL ranked 6th nationally in wins (406) from 2007-15
- CWS appearances in 2007, 2013 and 2014
- 2007 National Coach of the Year
- 8 NCAA Regional appearances
- 5 NCAA Super Regional appearances
- 6 regular season conference championships (2009, 2010, 2012, 2013, 2014, 2015)
- Hosted and won the 2014 NCAA Super Regional, 2014 NCAA Regional, 2013 NCAA Regional, 2009 NCAA Regional and 2007 NCAA Super Regional at Jim Patterson Stadium
- 22 All-Americans, 68 all-conference selections, 5 conference Pitchers of the Year, 3 conference Players of the Year & 1 Freshman of the Year
- In McDonnell's first 9 seasons as head coach, 43 Louisville players signed professional contracts after being selected in the MLB Draft

Year	Overall	Conference	NCAA Finish
2007	47-24	19-8 (3rd)	CWS - 5th/6th
2008	41-21	16-11 (4th)	Regional
2009	47-18	19-7 (1st)	Super Regional
2010	50-14	21-6 (1st)	Regional
2011	32-29	14-13 (t-4th)	BIG EAST Semifinal
2012	41-22	18-9 (t-1st)	Regional
2013	51-14	20-4 (1st)	CWS - 7th/8th
2014	50-17	19-5 (1st)	CWS - 7th/8th
2015	47-18	25-5 (1st-Atlantic)	Super Regional
2016	24-7	10-5	--
Total	430-184	179-72	



As the first rookie head coach to lead his team to Omaha in 27 years, McDonnell was named National Coach of the Year by Rivals.com after guiding the Cardinals to a then-school record 47 wins during that 2007 season. He followed that debut season by leading Louisville to seven more NCAA appearances during the next eight years, including back-to-back College World Series berths in 2013 and 2014, as well as six conference regular season titles and two conference tournament championships. Louisville has hosted eight different rounds of NCAA postseason baseball in the last nine years with NCAA Super Regionals in 2007, 2014 and 2015 and five NCAA Regionals in 2009, 2010, 2013, 2014 and 2015.

In McDonnell's nine seasons as head coach, Louisville ranks sixth nationally in wins with 406, including a school-record 51 wins in 2013. During the nine-year span, the Cardinals have produced 22 All-Americans, 68 all-conference selections, five conference Pitcher of the Year winners, three conference Player of the Year winners and one conference Freshman of the Year, while 43 Louisville players have signed professional contracts after being selected in the MLB First-Year Player Draft.

The 2015 baseball season was another record-setting campaign for Louisville, highlighted by a dominant debut in the Atlantic Coast Conference as well as the program's third straight NCAA Super Regional berth. In its inaugural season in the ACC, Louisville dominated the Atlantic Division in record-setting fashion with a 25-5 mark and McDonnell was honored as the ACC Coach of the Year. For the Cardinals, it was their fourth straight regular season conference championship, including each of the last three in different leagues.

For the second time in school history, Louisville was tabbed by the NCAA Division I Selection Committee as a national seed for the 2015 NCAA Championship. Despite falling one game short of their third straight trip to Omaha, the No. 2 seeded Cardinals hosted NCAA Regional and Super Regional at Patterson Stadium for the second straight season while advancing to their fifth Super Regional in nine years.

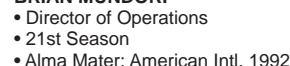
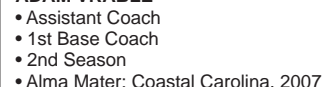
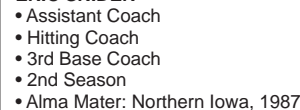
Pitcher and first baseman Brendan McKay delivered the best rookie season in school history earning national Freshman of the Year honors from multiple organizations as well as being selected as the John Olerud Two-Way Player of the Year by the College Baseball Hall of Fame. Tabbed as the nation's top freshman by Baseball America, D1Baseball and Perfect Game, McKay was also honored as a First Team All-American by those same three outlets as well as the National Collegiate Baseball Writers Association and was tabbed as the ACC Freshman of the Year.

Led by McKay's Freshman of the Year and Two-Way Player of the Year honors, the Cardinals earned numerous national accolades during the 2015 season. McKay was joined by outfielder Corey Ray, relief pitcher Zack Burdi and starting pitcher Kyle Funkhouser as All-Americans, while pitchers Lincoln Hensman and Sean Leland were tabbed as Freshman All-Americans.

Along with the major awards for McDonnell and McKay, the Cardinals had a league-high five players named to the All-ACC first team to go with two second team selections and two All-Freshman Team honorees. McKay led the way for Louisville earning All-ACC first team accolades as a starting pitcher, second team accolades as a utility player and All-Freshman team recognition. The Cardinals were also represented on the All-ACC first team by Sutton Whiting, Kyle Funkhouser, Zack Burdi and Corey Ray. Josh Rogers was named to the second team and Lincoln Henszmann was chosen for the All-Freshman team.

McDonnell graduated from The Citadel in 1992 and later completed his master's degree in business administration in 1995. He is married to the former Julie Anne Underwood of Charlotte, N.C. The couple has two sons, Jake and Justin.

- Associate Head Coach
- Pitching Coach
- 10th Season
- Alma Mater: East Carolina, 1992



Location: Louisville, Ky.
 Founded: 1798
 Enrollment: 22,000
 Nickname: Cardinals
 Colors: Red & Black
 Conference: Atlantic Coast Conference
 Affiliation: NCAA Division I
 President: Dr. James Ramsey
 Athletics Director: Tom Jurich
 Faculty Representative: Elaine Wise

First Year:	1909
All-Time Record:	1,722-1,440-10, 98 Seasons
College World Series Appearances:	3 (2007, 2013, 2014)
College World Series Record:	1-6
NCAA Tournament Appearances:	9 (2002, 2007, 2008, 2009, 2010, 2012, 2013, 2014, 2015)
NCAA Tournament Record (w/ CWS):	28-21
Conference Regular Season Titles:	8 (1983, 1984, 2009, 2010, 2012, 2013, 2014, 2015)
Conference Tournament Titles:	2 (2008, 2009)

Athletic Trainer: Pat Hassell
 Strength & Conditioning Coach: Zach Farrel
 Equipment Manager: Jeremy Litzinger
 Academic Counselor: Carlton Hill
 Program Assistant: Vicky Frank

2015 Record:.....47-18, 25-5 ACC (1st-Atlantic Division)
Position Starters (including DH) Returning/Lost: 6/3
Letterwinners Returning/Lost:.....21/8
Pitchers Returning/Lost: 10/5

Home Field Jim Patterson Stadium (4,000)
Dimensions... LF-330', LC-375', CF-402', RC-377', RF-330
Surface FieldTurf (resurfaced prior to 2014)
Press Box Phone..... (502) 852-3700

Assistant SID/Baseball Contact..... Garrett Wall
Office Phone..... (502) 852-3088
Fax..... (502) 852-7401
Email..... g.wall@louisville.edu
Web Site..... www.GoCards.com
Shipping Address..... Sports Information Office
..... Student Activities Center
..... 2100 S. Floyd Street
..... University of Louisville
..... Louisville, KY 40208

TEAM NOTES AND TRENDS

- Louisville is No. 6 in this week's NCAA RPI rankings and among eight Atlantic Coast Conference schools in the top 33 spots.
- Collectively, the Cardinals are hitting .327 (fourth nationally) with seven players hitting .306 or better while starting at least 15 games.
- Louisville has won 162 straight games when entering the ninth inning with a lead dating back to May 2012. The Cardinals were 43-0 last season and 46-0 in 2013 when leading after the eighth.
- The Cardinals are 56-of-69 on stolen bases this season (20th nationally) continuing the aggressive approach from head coach Dan McDonnell. Louisville was fourth nationally with 127 stolen bases last season, second in the nation in 2014 with 133 and second in 2013 with 150.
- Conversely, Louisville's opponents are just 12-for-27 on stolen bases this season as Will Smith has allowed just seven of 16 attempts.
- Louisville has allowed two or fewer earned runs in 18 of 31 game this season, a feat achieved in 36 of 65 games last season. In 2014, they did it in 40 of 67 games, while in 2013, they accomplished the task in 36 of 65 games.
- The Cardinals are also fourth in the nation in hits allowed per 9 IP surrendering just 6.77, eighth in doubles (77), eighth in slugging (.502), ninth in on-base percentage (.417), 11th in scoring (8.4 runs per game), 13th in ERA (2.91), 14th in triples (13), 15th in WHIP (1.15), 16th in sacrifice flies (19), 20th in strikeouts per 9 IP (9.2) and 23rd in fielding percentage (.978).

PLAYER NOTES AND TRENDS

- Corey Ray:** Ray is third in the nation with 28 stolen bases (on 33 attempts) this season, 25th nationally with his nine home runs, 26th in total bases (83) and 30th with 38 RBI.
- 11 of Ray's 21 career home runs have either tied the score or given Louisville a lead.
 - Ray leads the Cardinals with 11 multiple RBI games this season.
 - In the first inning this season (all in the leadoff spot), Ray is hitting .366 with three home runs and nine runs scored.
- Nick Solak:** Solak had reached base safely in 33 straight games dating back to last season before streak was ended on March 25 against Virginia after departing in the third inning with a bone bruise on his right hand.
- Blake Tiberi:** Tiberi leads the team with 16 multiple-hit games and is second on the team with eight multiple-RBI games this season.
- Devin Hairston:** In his last 11 games, Hairston is hitting .404 with a home run, three doubles, 14 RBI and 16 runs scored.
- Will Smith:** In his last 10 starts, Smith is hitting .516 with three doubles, six RBI and 11 runs scored.
- Colby Fitch:** Fitch has hit safely in 15 of the 16 games he has started this season and has a .440 average with four home runs, four doubles, 15 RBI and 14 runs scored in those 16 starts.
- Brendan McKay:** McKay has recorded eight or more strikeouts in six of his eight starts this season and has finished with eight or more strikeouts 13 times in his career. On March 11, he had a career-best 13 strikeouts against Notre Dame, the most for a Louisville pitchers since 2003.
- McKay ranks 15th in the nation with 65 strikeouts this season.
 - In 17 career appearances on the mound at home (including 12 starts), McKay is 12-0 with four saves, a 1.35 ERA and 111 strikeouts in 86.1 innings pitched.
 - In his 12 collegiate starts at Patterson Stadium, McKay is 11-0 with a 1.45 ERA and 99 strikeouts in 80.1 innings.
- Drew Harrington:** Harrington has won six straight starts and has not allowed a run in five of his seven starts this season.
- Harrington leads the nation with seven wins, ranks 13th in the nation with his 1.22 ERA and is 25th nationally in WHIP (0.87).
 - In five ACC starts, Harrington is 5-0 with a 0.79 ERA and 23 strikeouts in 34.1 innings.
- Kyle Funkhouser:** Funkhouser is Louisville's career leader in wins (29), strikeouts (328), innings pitched (332.2) and starts (49). He also holds the school record for single season wins with 13 in 2014.
- Kade McClure:** McClure has won all six midweek starts this season, is third in the nation in WHIP at 0.71 and ranks fourth in hits allowed per 9 IP (3.86).

LOUISVILLE IN NATIONAL POLLS EVERY WEEK SINCE BEGINNING OF 2012

Louisville has enjoyed a historic run by remaining in at least one of the major national polls every week since the release of the 2012 preseason rankings -- the longest such span in school history. The unanimous choice as the No. 2 team in the nation in the six national preseason polls, the Cardinals have received a preseason top 10 ranking in four straight seasons (2013, 2014, 2015, 2016) and have earned a preseason national ranking in nine straight seasons (2008-2016) overall. The No. 2 ranking was the highest preseason ranking in program history for Louisville, two spots better than their previous preseason high of No. 4 by Baseball America during the 2013 College World Series season. The No. 2 ranking also equaled the best overall ranking in history.

MCKAY ACCEPTS INVITE TO USA BASEBALL COLLEGIATE NATIONAL TEAM

Sophomore Brendan McKay has accepted an invitation to compete for the 2016 USA Baseball Collegiate National Team this summer. It will mark the second straight year McKay has played for Team USA after making four relief appearances without allowing an earned run and earning six starts as a hitter last summer. Guided by University of Oregon head coach George Horton, the USA Collegiate National Team will conduct a training camp in Southern California from June 28-July 2 before visiting Taiwan (July 5-9), Japan (July 12-17) and Cuba (July 22-26) for a series of games. The trip to Japan will include the 40th USA vs. Japan Collegiate All-Star Series.


McKay's second tour with Team USA marks the 11th time a Louisville player has earned an invitation from the USA Baseball Collegiate National Team joining Zack Burdi (2015), Corey Ray (2015), Kyle Funkhouser (2014), Nick Burdi (2013), Ryan Wright (2010), Phil Wunderlich (2009), Tony Zych (2009), Justin Marks (2008) and Mark Jurich (2002). It marks the 18th time a player coached or signed by Louisville head coach Dan McDonnell, who served as an assistant with the 2009 USA Baseball Collegiate National Team, earned international baseball experience.

TRIO OF ACC PLAYER, PITCHER OF THE WEEK HONORS IN 2016

The Louisville baseball team has accumulated three Atlantic Coast Conference Player or Pitcher of the Week honors this season, including two honors for Corey Ray. The junior outfielder was named ACC Player of the Week on Feb. 22 and March 28, while sophomore Brendan McKay was tabbed as the ACC Pitcher of the Week on Feb. 29. Last season, the Cardinals received four ACC weekly honors.

TRIPLE DIGITS ON THE RADAR GUN FOR BURDI

Junior righty closer Zack Burdi has reached 100 mph on the Jim Patterson Stadium radar gun on two different occasions this season, including once on a swing-and-miss strike three in the 11th inning of Louisville's March 11 win over Notre Dame. On April 9 at Florida State, Burdi registered 100 mph on the official gun at Dick Howser Stadium. Last season, Burdi touched 101 mph on the scoreboard at Clemson's Doug Kingsmore Stadium.



2016 MEDIA GUIDE

The 2016 University of Louisville baseball media guide is available for viewing online at:

GoCards.com/2016baseballmediaguide

2016 RECORD BREAKDOWN

Total	24-7
Conference	10-5
Non-Conf	14-2
Home	19-1
Away	5-6
Neutral	0-0
Day	19-3
Night	5-4
vs Left	8-2
vs Right	16-5
1-Run games	3-1
2-Run games	1-1
5+Run games	17-2
Extra inns	1-0
Shutouts	7-0
Scoring 0-2 runs	1-1
Scoring 3-5 runs	4-5
Scoring 6-9 runs	8-1
Scoring 10+ runs	11-0
Opponent 0-2 runs	16-0
Opponent 3-5 runs	8-1
Opponent 6-9 runs	0-4
Opponent 10+ runs	0-2
Scored in 1st inning	11-3
Scores first	19-4
Opp. scores first	5-3
After 6 leading	21-1
After 6 trailing	0-5
After 6 tied	3-1
After 7 leading	22-1
After 7 trailing	0-6
After 7 tied	2-0
After 8 leading	23-0
After 8 trailing	0-6
After 8 tied	1-1
Hit 0 home runs	9-3
Hit 1 home run	10-2
Hit 2+ home runs	5-2
Opponent 0 home runs	17-0
Opponent 1 home run	6-5
Opponent 2+ HRs	1-2
Made 0 errors	12-2
Made 1 error	8-2
Made 2+ errors	4-3
Opp. made 0 errors	6-2
Opp. made 1 error	6-3
Opp. made 2+ errors	12-2
Out-hit opponent	23-3
Out-hit by opponent	0-4
Hits are tied	1-0
Last 5 games	3-2
Last 10 games	7-3
Last 15 games	10-5
Last 20 games	15-5
vs. Ranked opponents	5-7
Weekend series results	5-3
ACC series	3-2
Series sweeps	4-0
In February	5-2
March	15-3
April	4-2
May	0-0
June	0-0
On Monday	1-0
Tuesday	4-0
Wednesday	3-0
Thursday	0-0
Friday	4-4
Saturday	7-1
Sunday	5-2
In white-red jersey/white pants with L/red caps	4-0
In road-grey jersey/grey pants with L/black caps	2-1
In red jersey with watermark L/white pants/black caps	1-2
In white jersey with watermark L/white pants/red-black caps	3-0
In white pinstripe/black caps	3-0
In white cap sleeve/white caps	2-0
In white/red retro jersey/white pants/red caps	2-0
In white/red retro jersey/red pants/red caps	0-1
In red patriotic jerseys/white pants/red patriotic caps	0-0
In dark grey throwback jersey/dark grey pants/dark grey cap	2-0
In black jerseys/white pants/black caps	2-1
In black jerseys/grey pants/black caps	0-0
In black jerseys/pinstripe pants/black caps	1-1
In black-pink jerseys/white pants/black-pink caps	2-1
In red-black-white camo jerseys/white pants/black caps	0-0
In red-black-white camo jerseys/red pants/black caps	0-0
Current streak	1
Longest winning streak	10 (3/2-3/16)
Longest losing streak	2 (3/18-3/19)

LOUISVILLE 2016 SINGLE GAME HIGHS

TEAM BATTING

At bats:	45	at WKU (Mar 29, 2016)
Runs scored:	21	vs SIU Edwardsville (Feb 19, 2016)
Hits:	20	at WKU (Mar 29, 2016)
RBIs:	19	vs SIU Edwardsville (Feb 19, 2016)
Doubles:	6	vs Virginia Tech (Apr 03, 2016)
Triples:	2	at WKU (Mar 29, 2016)
Home runs:	3	vs Eastern Kentucky (Feb 23, 2016)
	3	vs Virginia (Mar 26, 2016)
	3	at Florida State (Apr 08, 2016)
Total bases:	33	vs Eastern Kentucky (Feb 23, 2016)
Walks:	11	vs SIU Edwardsville (Feb 20, 2016)
Strikeouts:	12	at Ole Miss (Feb 26, 2016)
Sac hits:	2	vs Notre Dame (Mar 12, 2016)
	2	vs Virginia Tech (Apr 04, 2016)
Sac flies:	2	(6 games)
Stolen bases:	6	vs Longwood (Mar 08, 2016)
	6	vs Notre Dame (Mar 11, 2016)
Hit by pitch:	4	vs SIU Edwardsville (Feb 19, 2016)
	4	vs Xavier (Mar 15, 2016)
Caught stealing:	2	at Purdue (Mar 23, 2016)
Runners LOB:	13	vs SIU Edwardsville (Feb 20, 2016)
	13	vs Notre Dame (Mar 11, 2016)
Hit into DP:	3	vs Wright State (Mar 16, 2016)
	3	at Florida State (Apr 10, 2016)

TEAM FIELDING

Putouts:	33	vs Notre Dame (Mar 11, 2016)
Assists:	16	vs Notre Dame (Mar 11, 2016)
Errors:	4	vs Virginia (Mar 26, 2016)
Passed balls:	1	vs Notre Dame (Mar 11, 2016)
	1	at Purdue (Mar 23, 2016)
	1	vs Virginia Tech (Apr 04, 2016)
DPs turned:	3	vs Eastern Kentucky (Feb 23, 2016)

TEAM PITCHING

Innings pitched:	11.0	vs Notre Dame (Mar 11, 2016)
Runs allowed:	16	at Florida State (Apr 10, 2016)
Earned runs:	15	at Florida State (Apr 10, 2016)
Walks allowed:	9	at Florida State (Apr 10, 2016)
Strikeouts:	16	vs Notre Dame (Mar 11, 2016)
Hits allowed:	19	at Florida State (Apr 08, 2016)
Doubles allowed:	4	at Florida State (Apr 10, 2016)
Triples allowed:	1	vs Notre Dame (Mar 11, 2016)
Homers allowed:	2	at Miami (FL) (Mar 18, 2016)
	2	vs Virginia (Mar 25, 2016)
	2	vs Virginia Tech (Apr 02, 2016)
Wild pitches:	2	(5 games)
Hit batters:	2	at Miami (FL) (Mar 20, 2016)

INDIVIDUAL BATTING

At bats:	6	(7 games)
Runs scored:	4	Corey Ray vs SIU Edwardsville (Feb 21, 2016)
	4	Corey Ray vs Eastern Kentucky (Feb 23, 2016)
	4	Devin Hairston at WKU (Mar 29, 2016)
Hits:	5	Corey Ray vs Eastern Kentucky (Feb 23, 2016)
RBIs:	6	Will Smith vs SIU Edwardsville (Feb 23, 2016)
Doubles:	2	Colby Fitch at Miami (FL) (Mar 19, 2016)
Triples:	1	(13 games)
Home runs:	2	Will Smith vs Eastern Kentucky (Feb 23, 2016)
Total bases:	10	Corey Ray vs Eastern Kentucky (Feb 23, 2016)
Walks:	5	Nick Solak vs SIU Edwardsville (Feb 20, 2016)
Strikeouts:	3	(4 games)
Sac hits:	3	(17 games)
Sac flies:	1	(19 games)
Stolen bases:	4	Corey Ray vs Longwood (Mar 08, 2016)
Hit by pitch:	2	Will Smith vs SIU Edwardsville (Feb 21, 2016)
	2	Brendan McKay vs Virginia Tech (Apr 02, 2016)
Caught stealing:	1	(13 games)
Runners LOB:	5	Devin Hairston vs SIU Edwardsville (Feb 21, 2016)
	5	Colin Lyman vs Notre Dame (Mar 11, 2016)
	5	Corey Ray at Miami (FL) (Mar 18, 2016)

INDIVIDUAL FIELDING

Putouts:	16	Will Smith vs Virginia Tech (Apr 04, 2016)
Assists:	7	Nick Solak at Miami (FL) (Mar 18, 2016)
Errors:	1	(26 games)
Passed balls:	1	Colby Fitch vs Notre Dame (Mar 11, 2016)
	1	Will Smith at Purdue (Mar 23, 2016)
	1	Will Smith vs Virginia Tech (Apr 04, 2016)

INDIVIDUAL PITCHING

Innings pitched:	9.0	Brendan McKay at Ole Miss (Feb 27, 2016)
Runs allowed:	8	Kyle Funkhouser at Florida State (Apr 10, 2016)
Earned runs:	8	Kyle Funkhouser at Florida State (Apr 10, 2016)
Walks allowed:	7	Kyle Funkhouser at Ole Miss (Feb 26, 2016)
Strikeouts:	13	Brendan McKay vs Notre Dame (Mar 11, 2016)
Hits allowed:	10	Brendan McKay at Florida State (Apr 08, 2016)
Doubles allowed:	3	Dylan Shoffner at Florida State (Apr 10, 2016)
Triples allowed:	1	Lincoln Henzman vs Notre Dame (Mar 11, 2016)
Homers allowed:	2	Brendan McKay vs Virginia Tech (Apr 02, 2016)
Wild pitches:	2	Kyle Funkhouser vs Notre Dame (Mar 11, 2016)
	2	Brendan McKay vs Virginia Tech (Mar 26, 2016)
Hit batters:	2	Drew Harrington at Miami (FL) (Mar 20, 2016)

CARDINALS LIKE HOME ENOUGH TO STEAL IT IN BACK-TO-BACK SEASONS

Under head coach Dan McDonnell, Louisville has earned a reputation for being among the nation's most aggressive teams on the bases and that approach has helped the Cardinals steal home in each of the last two seasons. On March 16 of this season, junior Logan Taylor capped Louisville's five-run fifth inning against Wright State by stealing home in a play that landed at No. 3 on the SportsCenter Top 10 the following morning. Even more amazing is that Taylor's accomplishment marked the second time in 11 months the Cardinals had stolen home as Corey Ray achieved the feat on April 18, 2015 against Wake Forest.

Not only did Ray steal home, but he did it in the bottom of the ninth to score the game-winning run and complete a series sweep of the visiting Demon Deacons. Moments after the Cardinals had tied the game on a wild pitch, Ray charged down the third base line sliding around the attempted tag and across home plate. The play was featured at No. 8 in on the SC Top 10 on April 19 and was also used by ESPN during its opening segment of SportsCenter that morning.

The person with the best view of the two swipes of home was Will Smith, who was at the plate for each of the dramatic plays. Who better to hold his ground in the box as a teammate came sliding across the plate than Louisville's primary catcher during the last two seasons.

FUNKHOUSER CHOSEN AS CANDIDATE FOR SENIOR CLASS AWARD

Kyle Funkhouser was selected on March 14 as a candidate for the 2016 Senior CLASS Award in collegiate baseball. Funkhouser was among 30 baseball student-athletes, who excel both on and off the diamond, chosen to receive consideration for the prestigious award. Funkhouser becomes the second Louisville player in the last three seasons to be selected as a candidate for the award joining former Cardinals outfielder Jeff Gardner, who was chosen as one of 10 finalists for the honor in 2014. To be eligible, a student-athlete must be classified as an NCAA Division I senior and have notable achievements in four areas of excellence: community, classroom, character and competition. An acronym for Celebrating Loyalty and Achievement for Staying in School, the Senior CLASS Award focuses on the total student-athlete and encourages students to use their platform in athletics to make a positive impact as leaders in their communities.

The 30 candidates will be narrowed to 10 finalists midway through the regular season, and those 10 names will be placed on the official ballot. Ballots will be distributed through a nationwide voting system to media, coaches and fans, who will select one candidate who best exemplifies excellence in the four C's of community, classroom, character and competition. The Senior CLASS Award winner will be announced during the 2016 College World Series in June. For more information on all the candidates, visit seniorCLASSaward.com.

MCKAY NAMED NATIONAL PITCHER OF THE MONTH

Sophomore lefty Brendan McKay was selected as the National Pitcher of the Month for February by the National Collegiate Baseball Writers Association. One of the top two-way players in the nation, McKay has been nearly untouchable to start 2016. The Darlington, Pennsylvania, native boasts a perfect 0.00 ERA in 14 innings across two starts, including a three-hit shutout at No. 21 Ole Miss on Feb. 27. McKay was named ACC Pitcher of the Week for that performance, where he struck out eight Rebels and didn't issue a walk.

CARDINALS ON THE NATIONAL WATCH LISTS

The Louisville baseball program is well represented on the early season watch lists for multiple national awards. Here is the current list of Cardinals on those watch lists:

• **GOLDEN SPIKES AWARD WATCH LIST: Kyle Funkhouser, Brendan McKay & Corey Ray**

Kyle Funkhouser, Corey Ray and Brendan McKay were named to the 50-player preseason USA Baseball Golden Spikes Award watch list released Feb. 16. Sponsored by Major League Baseball, and presented in partnership with the Rod Dedeaux Foundation, the 39th Golden Spikes Award will be presented on June 30 in Los Angeles to the top amateur baseball player in the country. The preseason watch list features 50 of the nation's top amateur players, from high school and college baseball. The Golden Spikes Award Advisory Board will maintain a rolling list of athletes, allowing players to play themselves into consideration for the award throughout the season. Louisville and Florida lead all schools in representation with three players each on the list. Funkhouser is among four players named to the preseason watch list for the second consecutive year, while McKay is one of just two players on the watch list who were also named as semifinalists for the USA Baseball Golden Spikes Award in 2015.

• **STOPPER OF THE YEAR AWARD WATCH LIST: Zack Burdi**

Zack Burdi was named on Feb. 15 to the initial watch list for the 12th annual National Collegiate Baseball Writers Association Stopper of the Year Award, given annually to the top relief pitcher in NCAA Division I baseball. The 2016 Stopper of the Year Watch List will be updated with a midseason release on Wednesday, April 27, including the national saves leaders. At the conclusion of the regular season, the Division I national saves leader and four other relief pitching standouts will be selected as finalists and released Wednesday, June 8, prior to start of NCAA Super Regional competition. The NCBWA's All-America Committee will select the winner, with this year's recipient to be announced at the 2016 College World Series. Previous winners of the award include former Louisville standout and 2014 recipient Nick Burdi, older brother of Zack.

• **JOHNNY BENCH AWARD WATCH LIST: Will Smith**

Will Smith was named March 9 to the official watch list for the 2016 Johnny Bench Award as announced by the Greater Wichita Area Sports Commission. The award is given annually to the top NCAA Division I catcher. The watch list will be narrowed to the semifinalists on May 18, 2016. Ballots will be sent to the national voting panel at the end of May for a vote to determine the three finalists. The finalists will be announced June 6, 2016. A final vote among the national committee will occur during the College World Series. All finalists will be brought to Wichita and the winner will be announced at the 19th Annual Greater Wichita Sports Banquet on June 30, 2016.

FIVE CARDINALS RECEIVE PRESEASON ALL-AMERICA RECOGNITION

Senior pitcher Kyle Funkhouser, junior pitcher Zack Burdi, junior infielder Nick Solak, junior outfielder Corey Ray and sophomore pitcher/first baseman Brendan McKay earned preseason All-America accolades from various organizations for 2016. Burdi, Funkhouser, McKay and Ray were named preseason All-Americans by Baseball America, Collegiate Baseball newspaper, D1Baseball, National Collegiate Baseball Writers Association and Perfect Game. Additionally, Solak was named as a preseason All-American by D1Baseball and Perfect Game.

LOUISVILLE TABBED ACC FAVORITE BY CONFERENCE HEAD COACHES

Louisville was selected as the 2016 ACC preseason favorite in a vote of the conference's 14 head coaches. The Cardinals were a unanimous selection as the team to beat in both the Atlantic Division and in the conference. Louisville, which set an ACC record for conference wins with a 25-5 mark last season, tallied 98 points while Florida State was the second choice in the division with 74 points. NC State was third (72) and was followed by Notre Dame (50), Clemson (46), Wake Forest (35) and Boston College (17). Miami, which reached the College World Series last year, was named by 13 coaches as the favorite in the Coastal Division. Defending national champion Virginia received one vote for first place in the division and was second with 80 points, followed by North Carolina (71), Georgia Tech (58), Duke (38), Virginia Tech (30), and Pitt (18).

LOUISVILLE BASEBALL NAMED NATION'S NO.1 COMMUNITY SERVICE TEAM FOR THE FALL

The Louisville baseball team was recognized in January as the No. 1-ranked NCAA program across all sports and divisions in community service hours for the fall of 2015 as part of the NCAA Team Works Competition. The Cardinals baseball team completed more than 2,600 hours of community service as a team while averaging 62 hours of service per student-athlete. Junior outfielder Colin Lyman was recognized as one of the top 10 most outstanding student-athletes in the fall and was No. 1 among baseball student-athletes nationally. Overall, the University of Louisville ranked sixth nationally for total hours and participation rate for the fall, while the Cardinals men's tennis and women's tennis teams joined the baseball team as the top ranking programs in those respective sports.

The Louisville baseball team's fall was highlighted by the five-day visit to the Dominican Republic, where the Cardinals participated in multiple community service events, including a baseball clinic for more than 70 kids while also visiting and assisting with providing food to a local girls orphanage and two nearby rural villages. The Cardinals also participated in the annual Susan G. Komen Race for the Cure Louisville on Oct. 10 while other service opportunities for Louisville baseball student-athletes included the One Shirt One Body event at a Boys & Girls Club, the Dreams with Wings Jack O' Lantern Stroll, reading and sharing stories with students at a local elementary school, a VIP Game Day experience with kids at a football game and a church activity at Southeast Christian Church.

The NCAA Team Works Competition is a national community service competition for NCAA DI, DII and DIII athletic departments and student-athletes. The NCAA Team Works Award recognize schools for their outstanding commitment to volunteerism and community service. Participation in the 2015 fall semester Competition using the Helper Helper platform is open to all NCAA-affiliated schools. More info on the NCAA Team Works Competition is available at www.ncaa.com/team-works. Information and details on the Helper Helper platform is available at www.helperhelper.us/.

BURDI, SMITH AND SOLAK NAMED TEAM CAPTAINS FOR 2016

Junior righthanded pitcher Zack Burdi, junior catcher Will Smith and junior infielder Nick Solak were chosen by Louisville players and coaches as team captains for the Cardinals baseball team in 2016. Burdi was a Third Team Louisville Slugger All-American and All-ACC First Team selection last season while earning a 6-1 record with nine saves and a 0.92 ERA in 20 relief appearances. Smith started 47 games behind the plate in 2015 hitting .242 with two home runs and 15 RBI. Solak emerged as one of Louisville's top offensive players in 2015 hitting .324 with three home runs, 40 RBI, 15 doubles and 18 stolen bases while starting all 65 games.

LOUISVILLE BASEBALL TEAM VISITS DOMINICAN REPUBLIC

The Louisville baseball program conducted its first ever international trip with a visit to the Dominican Republic on Oct. 2-5, 2015. The trip, which coincided with the university's mid-term break, provided the Cardinals with the opportunity to gain valuable time on the field against talented Dominican teams while also assisting with multiple community service projects.

Louisville finished with a 2-2 mark in its four games away from home, including a pair of two-run losses to Dominican Republic Professional League foes. Louisville became the first American college program to play against Dominican Republic Professional Baseball League franchise Estrellas Orientales in its home ballpark dropping a 5-3 decision on Oct. 4 at Estadio Tetelo Vargas in San Pedro de Macoris. The Cardinals also earned an 18-0 victory over a Liga del Oeste team and a 22-3 win against an International Prospect League club while falling 10-8 to Leones del Escogido, which went on to win the Dominican Republic Professional League championship.

Away from the field, the Cardinals participated in a trio of community service opportunities. After arriving in the capital city of Santo Domingo, the Cardinals taught the fundamentals of baseball to a group of more than 70 kids ranging in ages 8 to 18 years old. Covering more than an hour, the clinic concluded with a group teaching session and with the Louisville players donating bats, gloves, hats, shoes and other baseball equipment with the kids.

After the team had earned a pair of split squad wins on the diamond, the second day of activities on the island included the Cardinals visiting and providing food to a girls orphanage as well as two nearby villages. Louisville first visited Pasitos de Jesús, a facility founded to help care for a young girl with Down Syndrome which also provides assistance to abused and abandoned youth girls in the Dominican Republic. The visit included a welcome introduction by the staff, a tour of the facility and singing by many of the 50 girls at the home before the Cardinals served everyone Papa John's Pizza for dinner.

Following their time at Pasitos de Jesús, the Cardinals split into two groups and visited a pair of rural villages. While at the villages, the players and coaches interacted with numerous local families while sharing food purchased through donations to SCORE International. Louisville partnered with SCORE International for their housing, transportation and community service work while on the ground in the Dominican Republic. SCORE International is a short term mission organization with extensive experience providing all-inclusive trips.

FUNKHOUSER RETURNS TO LOUISVILLE FOR SENIOR SEASON

Louisville righty Kyle Funkhouser elected to return to the Cardinals for his senior season in 2016 after being selected in the first round of the 2015 Major League Baseball First-Year Player Draft. A native of Oak Forest, Illinois, Funkhouser became the highest draft selection in program history on June 8 when the Los Angeles Dodgers chose him 35th overall. The 6-3, 225-pounder announced his decision via Twitter on July 17, more than three hours prior to the 5 p.m., ET deadline for MLB teams to sign 2015 draft picks.

Funkhouser was among four Louisville players selected in the 2015 MLB Draft. Senior Sutton Whiting went in the 24th round by the Chicago Cubs, while sophomore Josh Rogers, selected in the 11th round by the New York Yankees, and sophomore Robert Strader, tabbed in the 12th round by the Baltimore Orioles, chose to sign professional contracts.

CARDINALS AMONG NINE PROGRAMS TO HOST FIVE NCAA REGIONALS IN SEVEN YEARS

Louisville is one of just nine Division I schools to have hosted five or more NCAA Regionals over the last seven seasons (since 2009). That list features Florida (6), Florida State (6), Cal State Fullerton (5), Louisville (5), LSU (5), South Carolina (5), TCU (5), UCLA (5) and Virginia (5). Additionally, the Cardinals are among just four teams to host in each of the last three seasons (Florida State, LSU and Vanderbilt).

LOUISVILLE IN THE 2016 NATIONAL RANKINGS

	BA	BW	CP	CB	D1	PG
Preseason	2	2	2	2	2	2
Feb. 22	2	2	no poll	2	2	2
Feb. 29	4	5	no poll	4	5	5
March 7	4	5	5	4	5	5
March 14	4	4	4	4	5	4
March 21	8	8	8	7	9	8
March 28	4	5	5	5	8	5
April 4	4	4	4	4	4	4
April 11	11	8	7	6	9	10
April 18						
April 25						
May 2						
May 9						
May 16						
May 23						
May 30						
Final						

BA: Baseball America; BW: National Collegiate Baseball Writer's Association; CP: USA Today Coaches' Poll; CB: Collegiate Baseball Newspaper; D1: D1Baseball.com; PG: Perfect Game

THE LAST TIME A CARDINAL...

Hit for the cycle.....5/1/98 vs. UNC-Charlotte - James McAuley
Hit an inside-the-park HR.....5/14/05 at TCU - Isaiah Howes (solo, 9th)
Hit a grand slam.....4/4/15 at #9 Virginia - Corey Ray (7th)
Hit a walk-off HR.....3/11/16 vs. Notre Dame - Nick Solak (2-run, 11th)
Hit a walk-off hit (non HR).....4/28/15 vs. Kentucky - Blake Tiberi (RBI single, 10th)
Walk-off RBI w/o hit.....5/8/13 vs. #14 Indiana - Danny Rosenbaum (RBI sac fly, 9th)
Hit a leadoff HR.....3/18/16 at #5 Miami - Corey Ray
Hit a pinch-hit HR.....2/19/16 vs. SIU Edwardsville - Colby Fitch (2-run, 7th)
Hit back-to-back HR.....3/26/16 vs. #9 Virginia - Corey Ray/Colby Fitch (2nd)
Hit back-to-back-to-back HR.....4/16/08 at Ohio St - McClanahan/Dominguez/Clark (4th)
Hit two home runs in a game.....2/23/16 vs. Eastern Kentucky - Will Smith
Hit three home runs in a game.....4/26/09 vs. Notre Dame - Adam Duvall
Hit four home runs in a game.....4/24/76 vs. Western Kentucky - Jim LaFountain
Hit three doubles in a game.....4/6/15 at #14 Virginia - Sutton Whiting
Hit two triples in a game.....3/28/13 vs. #15 Notre Dame - Ty Young
Had four hits in a game.....3/29/16 at WKU - Will Smith
Had five hits in a game.....2/23/16 vs. Eastern Kentucky - Corey Ray
Drove in four runs.....3/29/16 at WKU - Colin Lyman
Drove in five runs.....3/29/14 vs. Butler - Shane Crain
Drove in six runs.....2/23/16 vs. Eastern Kentucky - Will Smith
Drove in seven runs.....5/1/10 vs. Villanova - Andrew Clark (8)
Scored three runs.....3/27/16 vs. #9 Virginia - Will Smith
Scored four runs.....3/29/16 at WKU - Devin Hairston
Scored five runs.....5/5/09 vs. Ohio State - Adam Duvall
Tallied 10 total bases.....2/23/16 vs. Eastern Kentucky - Corey Ray (10)
Stole home.....3/16/16 vs. Wright State - Logan Taylor
Stole three bases.....3/11/16 vs. Notre Dame - Nick Solak
Stole four bases.....3/8/16 vs. Longwood - Corey Ray
Walked three times.....3/26/16 vs. #9 Virginia - Blake Tiberi
Had 15+ putouts.....4/9/16 at #5 Florida State - Danny Rosenbaum (15)
Had 8+ assists.....5/6/11 at Seton Hall - Ty Young (8)
Tossed a complete game.....2/27/16 at #21 Ole Miss - Brendan McKay (4-0)
Tossed a CG shutout.....2/27/16 at #21 Ole Miss - Brendan McKay (4-0)
K'd the side in order.....3/6/16 vs. Princeton - Shane Hummel (7th)
K'd the side on 9 pitches.....3/24/12 vs. Cincinnati - Jeff Thompson (5th)
Struck out 10 or more.....4/4/16 vs. Virginia Tech - Kyle Funkhouser (11)
Threw a no-hitter.....3/26/83 vs. Cincinnati - Dave McCormick
Was Conference Pitcher of the Week.....2/29/16 - Brendan McKay
Was Conference Player of the Week.....3/28/16 - Corey Ray

THE LAST TIME LOUISVILLE...

Had 15-19 hits.....4/4/16 vs. Virginia Tech (16)
Had 20 or more hits.....3/29/16 at WKU (20)
Scored 10-14 runs.....4/4/16 vs. Virginia Tech (13)
Scored 15-19 runs.....3/29/16 at WKU (17)
Scored 20 or more runs.....2/19/16 vs. SIU Edwardsville (21)
Scored 10 or more runs in an inning.....3/27/16 vs. #9 Virginia (10 - 5th)
Hit eight doubles.....3/25/08 at Eastern Kentucky
Hit four triples.....4/20/07 at Seton Hall
Hit three home runs in a game.....4/8/16 at #5 Florida State
Hit four home runs in a game.....5/4/15 at Clemson
Hit five home runs in a game.....5/5/09 vs. Ohio State (6)
Hit six home runs in a game.....5/5/09 vs. Ohio State
Hit eight home runs in a game.....4/5/07 vs. Marshall
Turned four double plays.....3/8/14 vs. Miami (Ohio) (4)
Turned a triple play.....4/18/09 at Rutgers
Stole five bases.....3/5/16 vs. Princeton
Stole six bases.....3/11/16 vs. Notre Dame
Stole seven bases.....4/18/15 vs. Wake Forest
Stole eight bases.....3/28/15 vs. #28 Georgia Tech
Stole nine or more bases.....2/20/13 vs. ECU (10)
Won by 10-run Rule.....5/22/14 vs. Memphis (13-3 in 7 inn.)
Played 10 innings.....6/6/15 vs. #11 Cal State Fullerton (10 - L 3-2)
Played 11 innings.....3/11/16 vs. Notre Dame (11 - W 4-3)
Played 12 or more innings.....3/21/15 at #22 Notre Dame (18 - W 6-4)
Swept a three-game series.....4/2/16-4/4/16 vs. Virginia Tech
Swept a four-game series.....2/17/01-2/18/01 vs. Detroit Mercy
Was swept in a three-game series.....5/5/11-5/7/11 at Seton Hall
Was swept in a four-game series.....5/14/93-5/15/93 vs. Northern Illinois
Swept a doubleheader.....3/11/16 vs. Notre Dame (4-3/11 inn., 8-2)
Was swept in a doubleheader.....4/17/14 at UCF (8-2, 4-3/11 inn.)



2016 STANDINGS (As of 4/10)

ATLANTIC DIVISION	Conference				Overall			
	W	L	T	Pct	W	L	T	Pct
Florida State	9	2	0	.818	22	8	0	.733
Louisville	10	5	0	.667	24	7	0	.774
NC State	7	5	0	.583	22	9	0	.710
Clemson	8	7	0	.533	23	9	0	.719
Notre Dame	6	7	0	.462	16	12	0	.571
Boston College	5	8	0	.385	16	11	0	.593
Wake Forest	5	9	0	.357	19	14	0	.576

COASTAL DIVISION	Conference				Overall			
	W	L	T	Pct	W	L	T	Pct
Miami	11	2	0	.846	25	4	0	.862
North Carolina	8	7	0	.533	23	9	0	.719
Georgia Tech	7	7	0	.500	23	8	0	.742
Virginia	7	8	0	.467	20	14	0	.588
Pittsburgh	6	8	0	.429	14	13	0	.519
Duke	6	9	0	.400	17	15	0	.531
Virginia Tech	2	13	0	.133	11	22	0	.333

THIS WEEK'S ACC SCHEDULE/RESULTS

Tuesday, April 12

Boston College at Harvard	3 p.m.
Duke at Davidson	6 p.m.
Florida at Florida State	6 p.m.
Georgia at Georgia Tech	6 p.m.
Longwood at Virginia	6 p.m.
UNCG at Wake Forest	6 p.m.
Western Kentucky at Louisville	6 p.m.
Chicago State at Notre Dame	6:05 p.m.
NC State at Elon	6:30 p.m.
Pitt at West Virginia	6:30 p.m.
Virginia Tech vs. Radford	6:30 p.m.
Western Carolina at Clemson	6:30 p.m.
North Carolina vs. South Carolina	7:05 p.m.

Wednesday, April 13

Boston College at UMass	3 p.m.
Wake Forest at UNCG	6 p.m.
NC Central at Duke	6 p.m.
UCF at Miami	6 p.m.
Valparaiso at Notre Dame	6:05 p.m.
Louisville at Kentucky	6:30 p.m.

Friday, April 15

Pitt at Virginia Tech	5:30 p.m.
Miami at Duke	6 p.m.
Clemson at Louisville	6 p.m.
North Carolina at Virginia	6 p.m.
Florida State at Wake Forest	6 p.m.
Boston College at Notre Dame	6:05 p.m.
NC State at Georgia Tech	7 p.m.

Saturday, April 16

Miami at Duke	1 p.m.
Pitt at Virginia Tech	1 p.m.
Boston College at Notre Dame	3:05 p.m.
Clemson at Louisville	4 p.m.
NC State at Georgia Tech	4 p.m.
North Carolina at Virginia	4 p.m.
Florida State at Wake Forest	4 p.m.

Sunday, April 17

North Carolina at Virginia	12 p.m.
Miami at Duke	1 p.m.
NC State at Georgia Tech	1 p.m.
Clemson at Louisville	1 p.m.
Pitt at Virginia Tech	1 p.m.
Florida State at Wake Forest	1 p.m.
Boston College at Notre Dame	1:05 p.m.

Monday, April 18

TBD

ACC PLAYERS OF THE WEEK

Player of the Week

Feb 22	Corey Ray, Jr., OF	Louisville
Feb 29	Chance Shepard, Sr., DH	NC State
	Nick Yarnall, Jr., DH/1B	Pittsburgh
Mar 7	Will Craig, Jr., INF	Wake Forest
	Chance Shepard, Sr., C	NC State
Mar 14	Joe Cronin, Sr., INF	Boston College
Mar 21	Seth Beer, Fr., OF/1B	Clemson
	Tyler Ramirez, Jr., OF	North Carolina
Mar 28	Corey Ray, Jr., OF	Louisville
Apr 4	Charles Leblanc, Jr., SS	Pittsburgh
Apr 11	John Sansone, Sr., 3B	Florida State
Apr 18		
Apr 25		
May 2		
May 9		
May 16		
May 23		

Pitcher of the Week

Feb 22	Zac Gallen, Jr., RHP	North Carolina
Feb 29	Brendan McKay, So., LHP	Louisville
Mar 7	Alex Eubanks, Fr., RHP	Clemson
Mar 14	Brian McAfee, Gr., RHP	Duke
Mar 21	Joe O'Donnell, Jr., RHP	NC State
Mar 28	Aaron Sandefur, Sr., RHP	Pittsburgh
Apr 4	Pat Krall, Jr., LHP	Clemson
	Ryan Williamson, Fr., LHP	NC State
Apr 11	Zac Gallen, Jr., RHP	North Carolina
	Connor Jones, Jr., RHP	Virginia
Apr 18		
Apr 25		
May 2		
May 9		
May 16		
May 23		

CARDINALS WIN 2015 ACC ATLANTIC DIVISION CHAMPIONSHIP

Making its debut as a member of the Atlantic Coast Conference, the Cardinals made history setting a league record for conference wins in a single season with the 25-5 mark last season. Louisville finished three games clear of Miami (22-8) for the best record in the ACC and was eight games ahead in the Atlantic Division runners-up Florida State and Notre Dame (17-13 each). Along with setting an ACC record for wins, Louisville also set a school record for conference victories in a single season surpassing the previous mark of 21.

FOUR STRAIGHT CONFERENCE TITLES IN THREE DIFFERENT LEAGUES

On May 9, the Louisville baseball team clinched the 2015 ACC Atlantic Division championship marking the program's fourth straight regular season conference championship, including the last three in different leagues. After finishing with an 18-9 record and sharing the 2012 Big East Conference title with St. John's, the Cardinals stood alone as champions in their final season in the league with a 20-4 mark in 2013. In the program's only season in the American Athletic Conference in 2014, Louisville finished with a 19-5 league record for sole ownership of the inaugural conference title. Overall, the Cardinals have won six regular season conference championships in nine seasons under head coach Dan McDonnell.

MCDONNELL ACC COACH OF THE YEAR, MCKAY FRESHMAN OF THE YEAR

The Louisville baseball team received a pair of major conference awards in its debut season in the ACC as two-way standout Brendan McKay was chosen as the 2015 ACC Freshman of the Year and Dan McDonnell was named 2015 ACC Coach of the Year.

In addition to earning two of the four major awards, the Cardinals had a league-high five players named to the All-ACC first team to go with two second team selections and two All-Freshman Team honorees as voted by the league's 14 head coaches. McKay (Darlington, Pa.) led the way for Louisville earning All-ACC first team accolades as a starting pitcher, second team accolades as a utility player and All-Freshman team recognition.

The Cardinals were also represented on the All-ACC first team by infielder Sutton Whiting, starting pitcher Kyle Funkhouser, relief pitcher Zack Burdi and outfielder Corey Ray. Starting pitcher Josh Rogers was named to the second team and righthanded pitcher Lincoln Henzmann was chosen for the All-Freshman team.

Louisville finished the regular season at 42-14 and set an ACC record for conference wins in a regular season with a 25-5 mark. The Cardinals won all 10 of their ACC league series. Last year's honor marked the first Coach of the Year recognition for McDonnell in any of the three conferences in which the Cardinals have competed during his tenure.

MCKAY HONORED AS JOHN OLERUD TWO-WAY PLAYER OF THE YEAR

Lefthanded pitcher and first baseman Brendan McKay was named as the 2015 John Olerud Two-Way Player of the Year by the National College Baseball Hall of Fame. The award, named for the Washington State star who achieved success as both a first baseman and a left-handed pitcher, was presented in Lubbock, Texas, at the Hall of Fame's annual Night of Champions event, along with the National Pitcher of the Year Award, the Brooks Wallace Award for most outstanding shortstop, and the Skip Bertman National Coach of the Year Award. In his first collegiate season, McKay had a 9-3 record with a 1.77 ERA and 117 strikeouts in 96.2 innings and 20 appearances on the mound, including 13 straight weekend starts for the Cardinals. Occupying the fourth spot in Louisville's lineup for the final 32 games of the season, McKay hit .308 with four home runs, 34 RBI, 38 walks and 32 runs scored in 58 starts as a hitter.

BURDI, FUNKHOUSER, MCKAY, RAY NAMED ALL-AMERICANS IN 2015

Louisville matched a school record as four different players earned All-America honors in 2015 equaling the total first set during the 2010 season. Freshman Brendan McKay paced the way earning First Team honors from Baseball America, D1Baseball, NCBWA and Perfect Game as a utility player. Outfielder Corey Ray, who hit .325 with 11 home runs, 56 RBI and 34 stolen bases, received Second Team All-America accolades from Baseball America and NCBWA and Third Team honors from D1Baseball. Pitchers Zack Burdi (6-1 with nine saves, 0.92 ERA and 30 strikeouts in 29.1 innings) and Kyle Funkhouser (8-5 with 3.20 ERA and 104 strikeouts in 112.1 innings) were Third Team selections by Collegiate Baseball.

MCDONNELL'S ALL-AMERICANS

In Dan McDonnell's nine seasons as head coach, Louisville has produced 22 All-Americans, more than three times as many as what the program had prior to his arrival. Below is the list of All-America honorees since Dan McDonnell was hired prior to 2007.

2015

- Zack Burdi (Louisville Slugger Third Team)
- Kyle Funkhouser (Louisville Slugger Third Team)
- Brendan McKay (Baseball America First Team, D1Baseball First Team, NCBWA First Team, Perfect Game First Team)
- Corey Ray (Baseball America Second Team, NCBWA Second Team, D1Baseball Third Team)

2014

- Nick Burdi (Louisville Slugger First Team, NCBWA First Team, Perfect Game First Team, ABCA First Team)
- Kyle Funkhouser (ABCA First Team, Louisville Slugger Second Team, NCBWA Second Team, Baseball America Third Team, Perfect Game Third Team)
- Jeff Gardner (Louisville Slugger Second Team, NCBWA Second Team, ABCA Third Team)

2013

- Nick Burdi (Perfect Game First Team, NCBWA Second Team)
- Jeff Thompson (Louisville Slugger Second Team, Perfect Game Third Team, NCBWA Third Team)

2012

- Justin Amlung (Louisville Slugger Third Team)

2010

- Neil Holland (NCBWA First Team, Baseball America Third Team, Louisville Slugger Third Team)
- Thomas Royse (Louisville Slugger Third Team)
- Ryan Wright (Baseball America Second Team)
- Phil Wunderlich (Baseball America Third Team, Louisville Slugger Third Team)

2009

- Chris Dominguez (Baseball America First Team, Louisville Slugger First Team, Ping! Baseball First Team, ABCA Third Team)
- Justin Marks (Louisville Slugger Second Team, Ping! Baseball Second Team, Baseball America Third Team, ABCA Third Team)
- Phil Wunderlich (NCBWA Second Team)

2008

- Chris Dominguez (NCBWA Third Team, Louisville Slugger Third Team, Baseball America Third Team, PING! Baseball Third Team)
- Justin Marks (PING! Baseball Second Team)
- Justin McClanahan (PING! Baseball Third Team)

2007

- Logan Johnson (Louisville Slugger Third Team)
- Boomer Whiting (Louisville Slugger Third Team, Baseball America Third Team)

2016 LOUISVILLE BASEBALL RECORDS/TOP 10 TRACKER

CAREER LEADERS

STOLEN BASES

#	Player	Yrs.	Total
1.	Boomer Whiting	03-07	112
2.	Adam Engel	11-13	94
3.	Curtis Watson	83-86	90
T4.	Sutton Whiting	12-15	79
	Mike Hook	99-01	79
6.	Corey Ray	14-pres.	66
7.	Doug Inghram	81-84	62
8.	Dave Williams Jr.	00-03	48
9.	Ty Young	11-13	46
10.	Cole Sturgeon	11-14	44

PITCHING STARTS

#	Player	Yrs.	Total
1.	Kyle Funkhouser	13-pres.	49
2.	Justin Marks	07-09	48
3.	B.J. Rosenberg	04-08	47
4.	Brian Bentley	97-00	44
T5.	Justin Amlung	10-12	41
	Mike Tisdale	01-04	41
7.	Dave McCormick	83-86	40
8.	Jeff Thompson	11-13	37
T9.	Zack Pitts	05-08	36
	John Kehrer	79-81	36

INNINGS PITCHED

#	Player	Yrs.	Total
1.	Kyle Funkhouser	13-pres.	332.2
2.	Mike Shields	76-78	309.1
3.	Brian Bentley	97-00	308.1
4.	B.J. Rosenberg	04-08	306.2
5.	Justin Marks	07-09	300.2
6.	Glenn Meyers	90-93	288.1
7.	Justin Amlung	10-12	279.1
8.	Mike Tisdale	01-04	240.0
9.	Brian Halford	03-06	236.1
10.	Sean Green	98-00	234.2

STRIKEOUTS

#	Player	Yrs.	Total
1.	Kyle Funkhouser	13-pres.	328
2.	Justin Marks	07-09	305
3.	Brian Bentley	97-00	243
4.	Justin Amlung	10-12	240
5.	Todd Raithe	97-00	231
T6.	Jeff Thompson	11-13	229
	Glenn Meyers	90-93	229
8.	Mike Shields	76-78	223
9.	Rod Biehl	90-91	218
10.	B. J. Rosenberg	04-08	212

WINS

#	Player	Yrs.	Total
T1.	Kyle Funkhouser	13-pres.	29
	Justin Marks	07-09	29
3.	Justin Amlung	10-12	24
T4.	Jeff Thompson	11-13	22
	Brian Bentley	97-00	22
6.	Mike Shields	75-78	21
7.	Derek Self	09-12	19
T8.	B.J. Rosenberg	04-08	18
	Brian Halford	03-06	18
T10.	Zack Pitts	05-08	17
	Zach Jackson	02-03	17
	Glenn Meyers	90-93	17
	Scott Reburn	83-84	17
	Chuck Schupp	76-77	17
	Richard Spalding	60-63	17
	Ted Zimney	37-39	17

SAVES

#	Player	Yrs.	Total
1.	Nick Burdi	12-14	34
2.	Neil Holland	08-10	19
3.	Kerry Griffith	83-85	18
4.	Brian Halford	03-06	17
5.	Carlos Fernandez	00-03	16
6.	Tony Zych	09-11	15
7.	Todd Raithe	97-00	14
T8	Zack Burdi	14-pres.	12
	Gabriel Shaw	08-11	12
	Josh Ring	01-02	12

"THE SHIRT"

For Louisville baseball players, "The Shirt" has become a source of pride and accomplishment in the Cardinals' clubhouse. Awarded to a player who had an outstanding performance or made a key play in a Cards' victory, "The Shirt" was an honor coach Dan McDonnell introduced to the program in 2007.

Prior to each game, a new shirt hangs in the Cards' dugout with a number on the back of it representing the team's next win. Following the game, McDonnell awards the shirt to his key contributor for that Louisville victory.

For 2016, the message on "The Shirt" is "HOLD THE ROPE - NO MATTER WHAT" and is inspired by a message to never surrender under any circumstances. McDonnell reminds his team each day that winning is difficult and the road to success can be frustrating, but the goal is to hold tight through the process as a unified group.

Continuing the trend from the "Help the Helper" theme in 2013, after Coach McDonnell has awarded the shirt to a player for his contribution that day, that player then gives it to a teammate or member of the program who he believed was most deserving on that day. Below is the winners of "The Shirt" from Coach McDonnell and who those players then chose to be the final recipients.

2016 Winners of "The Shirt"

- 1 - Logan Taylor -> Kyle Funkhouser (SIUE, Feb. 19)
- 2 - Colin Lyman -> Drew Ellis (SIUE, Feb. 20)
- 3 - Drew Harrington -> Corey Ray (SIUE, Feb. 21)
- 4 - Corey Ray -> Devin Hairston (EKU, Feb. 23)
- 5 - Brendan McKay -> Nick Solak (Ole Miss, Feb. 27)
- 6 - Adam Wolf -> Colby Fitch (Morehead State, March 2)
- 7 - Kyle Funkhouser -> Roger Williams (Princeton, March 4)
- 8 - Blake Tiberi -> Brendan McKay (Princeton, March 5)
- 9 - Will Smith -> Drew Harrington (Princeton, March 6)
- 10 - Zack Burdi -> Gabe Burchell (Longwood, March 8)
- 11 - Nick Solak -> Logan Taylor (Notre Dame, March 11)
- 12 - Jake Sparger -> Colby Fitch (Notre Dame, March 11)
- 13 - Logan Taylor -> Ryan Summers (Notre Dame, March 12)
- 14 - Devin Hairston -> Shane Hummel (Xavier, March 15)
- 15 - Drew Ellis -> Lincoln Henzman (Wright State, March 16)
- 16 - Zack Burdi -> Adam Wolf (Miami, March 20)
- 17 - Anthony Kidston -> Kade McClure (Purdue, March 23)
- 18 - Blake Tiberi -> Colby Fitch (Virginia, March 26)
- 19 - Drew Harrington -> Nick Solak (Virginia, March 27)
- 20 - Devin Hairston -> Eric Snider (WKU, March 29)
- 21 - Zack Burdi -> Noa Snider (Virginia Tech, April 2)
- 22 - Ryan Summers -> Zeke Pinkham (Virginia Tech, April 3)
- 23 - Kyle Funkhouser -> Drew Ellis (Virginia Tech, April 4)
- 24 - Drew Harrington -> Devin Hairston (Florida State, April 9)

2016 "The Shirt" Standings - Final Recipients

- 3 - Colby Fitch (3/2, 3/11, 3/26)
- 2 - Drew Ellis (2/20, 4/4)
- 2 - Devin Hairston (2/23, 4/9)
- 2 - Nick Solak (2/27, 3/27)
- 1 - Gabe Burchell (3/8)
- 1 - Kyle Funkhouser (2/19)
- 1 - Drew Harrington (3/6)
- 1 - Lincoln Henzman (3/16)
- 1 - Shane Hummel (3/15)
- 1 - Kade McClure (3/23)
- 1 - Brendan McKay (3/5)
- 1 - Zeke Pinkham (4/3)
- 1 - Corey Ray (2/21)
- 1 - Eric Snider (3/29)
- 1 - Noa Snider (4/2)
- 1 - Ryan Summers (3/12)
- 1 - Logay Taylor (3/11)
- 1 - Roger Williams (3/4)
- 1 - Adam Wolf (3/20)



JIM PATTERSON STADIUM



Since its opening in 2005, Jim Patterson Stadium has provided the University of Louisville baseball program with one of the great home field advantages in all of college baseball. With an initial seating capacity of 2,500 upon opening, the ballpark underwent an expansion project prior to the 2013 season increasing capacity to more than 4,000 and maintaining Jim Patterson Stadium as one of the elite facilities in the nation.

Spearheaded by the leadership gift of Mr. and Mrs. Jim Patterson, the privately funded expansion of Jim Patterson Stadium was a \$4 million facility development plan which featured the addition of 1,500 chair back seats, a 6,400 sq. ft. terrace directly accessible above the chair back seats and a two-tiered ground level terrace extending from the first and third base dugouts. The project also included an expanded press box, which doubled the previous space used to facilitate media and hospitality, and a visiting team locker room behind the third base dugout.

The expansion doubled the number of chair back seats taking the total to 3,000 while the overall seating capacity of more than 4,000 places Jim Patterson Stadium among the Top 30 of university controlled collegiate ballparks in the nation. The increased permanent seating enables Louisville to host NCAA Regional and Super Regional games without the additional expense of temporary bleacher rentals. Since its opening, Jim Patterson Stadium has hosted five NCAA Regionals (2009, 2010, 2013, 2014, 2015) and three NCAA Super Regionals (2007, 2014, 2015).

After starting construction in August of 2004, the University of Louisville unveiled Jim Patterson Stadium, located at the corner of Central Avenue and Third Street, on Friday, April 15, 2005, when the Cardinals battled East Carolina in front of a then-school record crowd of 3,213.

Along with the 3,000 chairback seats, Jim Patterson Stadium has a tiered, turf berm in left field. The press box features an expanded television suite, two radio booths, game operations booth, an expanded seating area for non-broadcast media, an AD suite and a development suite. The ballpark measures 330 feet down the lines, 375 to the power alleys and 402 to straightaway center. Prior to the 2015 season, the University of Louisville partnered with ANC Sports for the installation of a new LED video board in right-centerfield at Jim Patterson Stadium. The all-digital surface more than quadrupled the size of the previous video space and measures 36-feet wide and 23-feet tall.

The playing surface is FieldTurf, same as the Tampa Bay Rays' Tropicana Field, as well as Louisville's Papa John's Cardinal Stadium. The playing field was completely resurfaced in the summer of 2013 providing the Cardinals with one of the nation's best surfaces. The exterior of the ballpark has elements that mirror UofL's nearby football facility.

The adjacent building along the first base side of the ballpark houses the baseball offices, while the basement of the building features three pitching/batting cages, full club house facilities with a players' lounge, theatre style team-meeting room, weight room, equipment room, computer lab, training room and laundry facilities.

The first eight feet of the roof supports are constructed with green brick from the left field wall at historic Parkway Field, and infield dirt was taken from Parkway and placed in the batters box as a tribute to a facility that has seen the likes of Babe Ruth, Lou Gehrig, Honus Wagner, Grover Cleveland Alexander, Satchel Paige, Pee Wee Reese and Jackie Robinson among others.

In January of 2007, crews converted the home plate area from dirt into a field turf surface complete with permanent batters boxes. The only dirt on the field is on the pitcher's mound. The 2008 off-season included a complete reconstruction of the left field berm, with terracing giving the fans a place for a lawn chair or blanket. Children of all ages can enjoy the playground beyond the fence in centerfield.

The Cardinals have won more than 75 percent of their games at Jim Patterson Stadium since opening the gates during the 2005 season. Of the eight NCAA postseason rounds contested at Jim Patterson Stadium, the Louisville baseball program has advanced through six of those, including sweeping the 2014 NCAA Regional and NCAA Super Regional to clinch the program's second straight College World Series appearance and the third trip to Omaha overall. In NCAA Championship games at Jim Patterson Stadium, the Cardinals have produced a 19-6 record overall.

Admission to most home games at Patterson Stadium is free, and all areas of the park are accessible to those with physical disabilities.

Louisville Baseball at Jim Patterson Stadium in 2016

• Record: 19-1 / Average Attendance: 2,207 (20 games)

Top Five Crowds of 2015 at Jim Patterson Stadium

- 6,138..... May 8 vs. #7 Florida State (L, 13-4, Regular Season)
- 6,010..... June 8 vs. #11 Cal State Fullerton (L, 4-3, NCAA Super Regional)
- 5,143..... May 29 vs. Morehead State (W, 7-2, NCAA Regional)
- 5,056..... April 28 vs. Kentucky (W, 2-1, Regular Season)
- 5,042..... May 12 vs. #7 Vanderbilt (L, 5-2, Regular Season)

Top 10 Home Crowds in Louisville Baseball History

(All Games at Jim Patterson Stadium)

- 6,138..... May 8, 2015 vs. #7 Florida State (L, 13-4, Regular Season)
- 6,010..... June 8, 2015 vs. #11 Cal State Fullerton (L, 4-3, NCAA Super Regional)
- 6,007..... June 7, 2014 vs. #12 Kennesaw State (W, 7-4, NCAA Super Regional)
- 5,351..... June 6, 2014 vs. #12 Kennesaw State (W, 5-3, NCAA Super Regional)
- 5,143..... May 29, 2015 vs. Morehead State (W, 7-2, NCAA Regional)
- 5,056..... April 28, 2015 vs. Kentucky (W, 2-1, Regular Season)
- 5,042..... May 12, 2015 vs. #7 Vanderbilt (L, 5-2, Regular Season)
- 4,765..... June 6, 2015 vs. #11 Cal State Fullerton (L, 3-2, NCAA Super Regional)
- 4,733..... April 2, 2013 vs. #6 Kentucky (L, 5-4, Regular Season)
- 4,614..... May 31, 2015 vs. Michigan (W, 13-4, NCAA Regional)

YEAR-BY-YEAR RECORDS AT JIM PATTERSON STADIUM

2016.....	19-1
2015.....	29-8
2014.....	34-7
2013.....	34-5
2012.....	25-8
2011.....	17-13
2010.....	29-6
2009.....	29-7
2008.....	25-10
2007.....	25-8
2006.....	21-12
2005.....	9-6
Total.....	296-91 (.764)

JIM PATTERSON STADIUM RECORDS

Louisville Team Game Highs - Batting

Runs Scored.....	24vs Rutgers (05-01-10)
Hits.....	22vs Western Michigan (02-21-14)
Doubles.....	8vs Xavier (03-18-07)
Triples.....	3vs Eastern Illinois (03-07-09)
Home Runs.....	8vs Marshall (04-03-07)
Stolen Bases.....	11vs Eastern Kentucky (02-20-13)

Louisville Team Game Highs - Fielding

Assists.....	20vs Villanova (04-03-10), vs UConn (03-31-06)
DPs Turned.....	4Multiple times (twice in 2014)

Louisville Team Game Highs - Pitching

Innings Pitched.....	13vs Western Kentucky (04-25-05)
Strikeouts.....	18vs Western Kentucky (04-25-05)

Louisville Individual Game Highs - Batting

Runs Scored.....	5Adam Duvall vs Ohio State (05-05-09)
Hits.....	5Nick Ratajczak vs. Ohio State (03-20-12)
.....Andrew Clark vs Villanova (04-01-10)
.....Boomer Whiting vs Pittsburgh (04-05-07)
RBIs.....	9Chris Dominguez vs Milwaukee (03-06-09)
Doubles.....	4Adam Duvall vs Evansville (03-03-10)
Triples.....	1Multiple times
Home Runs.....	3Chris Dominguez vs Milwaukee (03-06-09)
.....Adam Duvall vs Notre Dame (04-26-09)
Stolen Bases.....	4Corey Ray (2 games) & Adam Engel (2 games)

Louisville Individual Game Highs - Fielding

Assists.....	9Logan Johnson vs Cincinnati (04-28-06)
--------------	---	---

Louisville Individual Game Highs - Pitching

Innings Pitched.....	9.0B.J. Rosenberg vs Ball State (03-19-06)
.....B.J. Rosenberg vs Connecticut (04-01-06)
.....Dean Kiekhefer vs Villanova (04-02-10)
Strikeouts.....	13Brendan McKay vs. Notre Dame (03-11-16)

Opponent Team Game Highs - Batting

Runs Scored.....	18Ole Miss (03-14-12)
Hits.....	22Ole Miss (03-14-12)
Doubles.....	6Rutgers (05-17-08)
Triples.....	3Marshall (04-09-08)
Home Runs.....	5Ohio State (05-06-09)
Stolen Bases.....	5Evansville (05-15-07)

Opponent Team Game Highs - Fielding

Assists.....	20Iowa (03-15-09)
DPs Turned.....	4Ball State (03-18-06)
.....Western Kentucky (04-25-06)

Opponent Team Game Highs - Pitching

Innings Pitched.....	12.1Western Kentucky (04-25-05)
Strikeouts.....	14St. John's (04-04-08)
.....Pittsburgh (04-06-07)

Opponent Individual Game Highs - Batting

Runs Scored.....	4Jeremy Baltz - St. John's (05-14-10)
.....A.J. Pollock - Notre Dame (04-25-09)
Hits.....	5Rand Ravnas - Georgetown (05-01-11)
.....Tanner Mathis - Ole Miss (03-14-12)
RBIs.....	7Jeremy Baltz - St. John's (05-14-10)
Doubles.....	2Multiple times
Triples.....	1Multiple times
Home Runs.....	4Jeremy Baltz - St. John's (05-14-10)
Stolen Bases.....	3Josh Harrison - Cincinnati (04-27-08)

Opponent Individual Game Highs - Fielding

Assists.....	8A.J. Rusbarsky - Seton Hall (04-25-10)
.....Chris McCaslin - Morehead state (05-16-06)

Opponent Individual Game Highs - Pitching

Innings Pitched.....	9.0Dan Osterbrock - Cincinnati (04-25-08)
.....Nate Reed - Pittsburgh (04-07-07)
.....Danny Otero - USF (04-27-07)
.....Tim Norton - Connecticut (03-31-06)
.....Steve Blevins - Cincinnati (04-28-06)
.....Ricky Brooks - East Carolina (04-15-05)
Strikeouts.....	11David Phelps - Notre Dame (05-12-07)

2016 LOUISVILLE BASEBALL RESULTS

Date	Opponent		Score	Inns	Overall	ACC	Pitcher of record	Attend	Time
Feb 19, 2016	SIU EDWARDSVILLE	w	21-4	9	1-0-0	0-0-0	Funkhouser (W 1-0)	3116	3:00
Feb 20, 2016	SIU EDWARDSVILLE	w	12-0	9	2-0-0	0-0-0	McKay (W 1-0)	3838	3:12
Feb 21, 2016	SIU EDWARDSVILLE	w	10-1	9	3-0-0	0-0-0	Harrington (W 1-0)	1474	2:29
Feb 23, 2016	EASTERN KENTUCKY	w	14-2	9	4-0-0	0-0-0	McClure (W 1-0)	1097	2:47
Feb 26, 2016	at #21 Ole Miss	L	5-6	9	4-1-0	0-0-0	Funkhouser (L 1-1)	9088	3:29
Feb 27, 2016	at #21 Ole Miss	w	4-0	9	5-1-0	0-0-0	McKay (W 2-0)	10561	2:23
Feb 28, 2016	at #21 Ole Miss	L	2-4	9	5-2-0	0-0-0	Harrington (L 1-1)	9010	2:37
Mar 02, 2016	MOREHEAD STATE	w	9-5	9	6-2-0	0-0-0	McClure (W 2-0)	552	2:49
Mar 04, 2016	PRINCETON	w	4-2	9	7-2-0	0-0-0	Funkhouser (W 2-1)	755	2:04
Mar 05, 2016	PRINCETON	w	9-1	9	8-2-0	0-0-0	McKay (W 3-0)	1191	2:21
Mar 06, 2016	PRINCETON	w	11-0	9	9-2-0	0-0-0	Harrington (W 2-1)	1826	2:38
Mar 08, 2016	LONGWOOD	w	10-1	9	10-2-0	0-0-0	McClure (W 3-0)	1431	3:06
* Mar 11, 2016	NOTRE DAME-1	w	4-3	(11)	11-2-0	1-0-0	Z. Burdi (W 1-0)	2288	3:11
* Mar 11, 2016	NOTRE DAME-2	w	8-2	9	12-2-0	2-0-0	McKay (W 4-0)	2288	2:50
* Mar 12, 2016	NOTRE DAME	w	1-0	9	13-2-0	3-0-0	Harrington (W 3-1)	2901	2:06
Mar 15, 2016	XAVIER	w	11-1	9	14-2-0	3-0-0	Bordner (W 1-0)	1440	2:45
Mar 16, 2016	WRIGHT STATE	w	9-1	9	15-2-0	3-0-0	McClure (W 4-0)	3031	3:02
* Mar 18, 2016	at #5 Miami (FL)	L	4-8	9	15-3-0	3-1-0	Z. Burdi (L 1-1)	2905	3:19
* Mar 19, 2016	at #5 Miami (FL)	L	3-6	9	15-4-0	3-2-0	McKay (L 4-1)	3316	3:07
* Mar 20, 2016	at #5 Miami (FL)	w	4-3	9	16-4-0	4-2-0	Harrington (W 4-1)	2503	2:47
Mar 23, 2016	at Purdue	w	9-4	9	17-4-0	4-2-0	McClure (W 5-0)	998	3:08
* Mar 25, 2016	#9 VIRGINIA	L	3-6	9	17-5-0	4-3-0	Funkhouser (L 2-2)	2667	2:58
* Mar 26, 2016	#9 VIRGINIA	w	11-4	9	18-5-0	5-3-0	McKay (W 5-1)	3334	3:21
* Mar 27, 2016	#9 VIRGINIA	w	15-0	9	19-5-0	6-3-0	Harrington (W 5-1)	2024	2:38
Mar 29, 2016	at WKU	w	17-0	9	20-5-0	6-3-0	McClure (W 6-0)	1723	3:01
* Apr 02, 2016	VIRGINIA TECH	w	8-4	9	21-5-0	7-3-0	McKay (W 6-1)	3082	3:08
* Apr 03, 2016	VIRGINIA TECH	w	13-0	9	22-5-0	8-3-0	Harrington (W 6-1)	3271	2:46
* Apr 04, 2016	VIRGINIA TECH	w	9-3	9	23-5-0	9-3-0	Funkhouser (W 3-2)	2537	2:59
* Apr 08, 2016	at #5 Florida State	L	7-12	9	23-6-0	9-4-0	Sparger (L 0-1)	4495	3:37
* Apr 09, 2016	at #5 Florida State	w	7-1	9	24-6-0	10-4-0	Harrington (W 7-1)	5539	2:40
* Apr 10, 2016	at #5 Florida State	L	5-16	9	24-7-0	10-5-0	Funkhouser (L 3-3)	4212	3:27

* = Conference game

() extra inning game

2016 LOUISVILLE BASEBALL OVERALL STATISTICS

Record: 24-7 Home: 19-1 Away: 5-6 ACC: 10-5

Player	avg	gp-gs	ab	r	h	2b	3b	hr	rbi	tb	slg%	bb	hp	so	gdp	ob%	sf	sh	sb-att	po	a	e	fld%
29 Devin Hairston	.378	31-31	119	28	45	9	0	1	26	57	.479	12	1	16	5	.433	2	2	1-1	52	79	4	.970
26 Blake Tiberi	.365	31-31	115	24	42	11	2	4	30	69	.600	10	2	6	3	.422	1	1	0-0	11	39	3	.943
2 Corey Ray	.331	31-31	133	34	44	10	1	9	38	83	.624	16	1	17	1	.396	4	0	28-33	56	1	4	.934
38 Brendan McKay	.306	31-30	108	26	33	9	1	3	17	53	.491	15	5	16	6	.411	1	0	0-0	40	12	3	.945
35 Colin Lyman	.263	29-26	80	15	21	3	2	0	18	28	.350	2	4	9	3	.303	3	6	5-5	28	3	0	1.000
8 Danny Rosenbaum	.261	31-25	92	18	24	6	0	4	22	42	.457	11	5	20	1	.364	2	3	0-0	222	8	2	.991
24 Logan Taylor	.255	29-28	106	25	27	4	5	0	13	41	.387	10	2	7	3	.328	1	3	10-13	54	0	0	1.000

17 Nick Solak	.455	22-22	77	28	35	8	1	1	15	48	.623	19	3	8	0	.564	2	0	7-8	27	60	3	.967
42 Colby Fitch	.439	22-15	57	16	25	4	1	5	18	46	.807	12	1	7	0	.543	0	0	0-1	88	10	0	1.000
30 Will Smith	.391	25-21	69	18	27	5	0	2	17	38	.551	8	9	8	1	.506	1	1	4-4	174	20	0	1.000
7 Devin Mann	.373	24-10	51	10	19	6	0	0	10	25	.490	11	4	13	2	.507	1	0	0-0	13	32	3	.938
10 Drew Ellis	.333	17-3	15	6	5	1	0	0	6	6	.400	6	1	2	0	.522	1	1	0-1	8	13	0	1.000
33 Ryan Summers	.167	23-6	30	5	5	1	0	0	3	6	.200	2	1	6	0	.242	0	0	0-0	10	1	0	1.000
11 Zeke Pinkham	.111	11-0	9	2	1	0	0	0	1	1	.111	2	1	1	0	.333	0	0	0-0	18	1	0	1.000
25 Josh Stowers	.100	14-0	10	3	1	0	0	0	0	1	.100	2	0	2	0	.250	0	0	1-3	3	0	0	1.000
14 Austin Clemons	.077	13-0	13	1	1	0	0	0	1	1	.077	2	0	6	1	.200	0	0	0-0	13	0	0	1.000
34 Michael Bollmer	.000	1-0	1	0	0	0	0	0	0	0	.000	0	0	0	0	.000	0	0	0-0	0	0	0	.000
Totals	.327	31	1085	259	355	77	13	29	235	545	.502	140	40	144	26	.417	19	17	56-69	826	317	26	.978
Opponents	.210	31	984	100	207	24	1	17	90	284	.289	110	20	281	25	.301	5	14	12-27	787	315	43	.962

LOB - Team (255), Opp (207). DPs turned - Team (26), Opp (31). IBB - Team (3), Ray 1, McKay 1, Taylor 1, Opp (1). Picked off - Fitch 2, Stowers 2, Ray 2, Ellis 1, Solak 1.

(All games Sorted by Earned run avg)

Player	era	w-l	app	gs	cg	sho	sv	ip	h	r	er	bb	so	2b	3b	hr	b/avg	wp	hp	bk	sfa	sha
20 Drew Harrington	1.22	7-1	8	8	0	0/4	0	51.2	33	8	7	12	43	2	0	3	.186	1	5	0	1	2
38 Brendan McKay	2.09	6-1	8	8	1	1/1	0	51.2	43	17	12	18	65	4	0	3	.226	3	0	0	1	2
19 Kade McClure	2.31	6-0	8	6	0	0/1	0	35.0	15	9	9	10	29	0	0	1	.130	0	4	0	0	1
16 Kyle Funkhouser	5.56	3-3	8	8	0	0/0	0	45.1	39	28	28	31	47	5	0	5	.239	5	2	0	0	3

6 Chandler Dale	0.00	0-0	5	0	0	0/3	0	5.1	2	0	0	4	4	0	0	0	.111	1	0	0	0	0
31 Adam Wolf	1.23	0-0	7	0	0	0/0	0	7.1	7	1	1	2	8	2	0	1	.241	0	0	0	0	0
22 Dylan Shoffner	1.29	0-0	7	0	0	0/2	0	7.0	9	2	1	1	9	3	0	0	.290	0	1	0	0	0
39 Shane Hummel	1.86	0-0	5	1	0	0/2	0	9.2	7	2	2	3	6	1	0	0	.200	1	0	0	0	0
13 Sam Bordner	1.98	1-0	8	0	0	0/1	1	13.2	10	4	3	3	13	1	0	2	.196	1	2	0	0	0
43 Zack Burdi	2.77	1-1	13	0	0	0/4	3	13.0	5	4	4	6	22	0	0	1	.122	0	2	0	1	1
5 Anthony Kidston	3.38	0-0	7	0	0	0/1	0	8.0	6	4	3	7	8	0	0	0	.200	1	1	0	0	0
44 Jake Sparger	5.06	0-1	10	0	0	0/1	0	10.2	9	7	6	4	11	1	0	1	.237	1	1	0	1	1
15 Lincoln Henzman	6.28	0-0	11	0	0	0/1	1	14.1	19	11	10	4	16	4	1	0	.339	2	1	1	1	4
40 Sean Leland	10.12	0-0	3	0	0	0/0	0	2.2	3	3	3	5	0	1	0	0	.300	0	1	0	0	0
Totals	2.91	24-7	31	31	1	7/6	5	275.1	207	100	89	110	281	24	1	17	.210	16	20	1	5	14
Opponents	7.96	7-24	31	31	0	0/0	4	262.1	355	259	232	140	144	77	13	29	.327	35	40	4	19	17

PB - Team (3), W. Smith 2, Fitch 1, Opp (10). Pickoffs - Team (7), Funkhouser 2, W. Smith 2, Harrington 1, McKay 1, McClure 1, Opp (8). SBA/ATT - W. Smith (7-16), Harrington (2-6), McClure (2-5), Funkhouser (0-5), Fitch (3-4), McKay (3-4), Shoffner (2-2), Z. Burdi (2-2), Sparger (0-1), Bordner (0-1).

2016 LOUISVILLE BASEBALL INNING-BY-INNING SCORING SUMMARY

	1	2	3	4	5	6	7	8	9	EX	Total
Louisville	32	16	35	37	48	21	36	25	6	3	259
Opponents	9	3	16	16	11	13	19	6	5	2	100

2016 LOUISVILLE BASEBALL ACC STATISTICS

Record: 10-5 Home: 8-1 Away: 2-4 ACC: 10-5

Player	avg	gp-gs	ab	r	h	2b	3b	hr	rbi	tb	slg%	bb	hp	so	gdp	ob%	sf	sh	sb-att	po	a	e	fld%
7 Devin Mann	.342	12-8	38	6	13	4	0	0	8	17	.447	4	2	10	2	.422	1	0	0-0	8	26	2	.944
26 Blake Tiberi	.309	15-15	55	8	17	5	0	2	12	28	.509	6	0	4	0	.377	0	1	0-0	7	16	2	.920
29 Devin Hairston	.304	15-15	56	12	17	2	0	1	14	22	.393	6	0	11	2	.359	2	2	0-0	28	35	4	.940
2 Corey Ray	.277	15-15	65	13	18	2	0	4	16	32	.492	7	0	9	0	.338	2	0	11-14	22	0	2	.917
38 Brendan McKay	.268	15-15	56	16	15	5	1	2	5	28	.500	6	3	11	5	.369	0	0	0-0	22	6	2	.933
8 Danny Rosenbaum	.244	15-12	45	8	11	3	0	3	10	23	.511	3	4	8	0	.346	0	2	0-0	110	5	1	.991
24 Logan Taylor	.217	13-13	46	8	10	2	0	0	3	12	.261	4	2	3	1	.308	0	3	2-3	26	0	0	1.000

30 Will Smith	.481	11-10	27	8	13	3	0	0	4	16	.593	7	4	3	1	.615	1	1	2-2	80	9	0	1.000
17 Nick Solak	.417	7-7	24	5	10	1	0	1	3	14	.583	2	2	2	0	.483	1	0	3-4	9	27	1	.973
42 Colby Fitch	.400	10-8	30	6	12	3	1	2	9	23	.767	6	1	4	0	.514	0	0	0-1	47	6	0	1.000
11 Zeke Pinkham	.333	3-0	3	0	1	0	0	0	1	1	.333	0	0	0	0	.333	0	0	0-0	5	0	0	1.000
33 Ryan Summers	.267	11-4	15	4	4	1	0	0	2	5	.333	0	1	3	0	.313	0	0	0-0	6	1	0	1.000
35 Colin Lyman	.194	13-11	36	5	7	2	2	0	6	13	.361	2	2	8	2	.275	0	1	1-1	15	3	0	1.000
10 Drew Ellis	.000	6-2	4	2	0	0	0	0	1	0	.000	3	1	1	0	.500	0	1	0-0	3	3	0	1.000
14 Austin Clemons	.000	3-0	3	0	0	0	0	0	0	0	.000	0	0	3	0	.000	0	0	0-0	5	0	0	1.000
25 Josh Stowers	.000	4-0	2	1	0	0	0	0	0	0	.000	1	0	1	0	.333	0	0	1-2	1	0	0	1.000
34 Michael Bollmer	.000	1-0	1	0	0	0	0	0	0	0	.000	0	0	0	0	.000	0	0	0-0	0	0	0	.000
Totals	.292	15	506	102	148	33	4	15	94	234	.462	57	22	81	13	.383	7	11	20-27	400	157	16	.972
Opponents	.253	15	495	68	125	20	1	12	58	183	.370	59	11	133	12	.343	4	12	7-13	388	170	20	.965

LOB - Team (113), Opp (113). DPs turned - Team (13), Opp (16). IBB - Team (2), Taylor 1, Ray 1, Opp (1). Picked off - Fitch 2, Solak 1, Ray 1, Stowers 1.

(ACC games only Sorted by Earned run avg)

Player	era	w-l	app	gs	cg	sho	sv	ip	h	r	er	bb	so	2b	3b	hr	b/avg	wp	hp	bk	sfa	sha
20 Drew Harrington	0.79	5-0	5	5	0	0/3	0	34.1	18	4	3	11	23	2	0	2	.155	0	4	0	0	1
38 Brendan McKay	3.23	3-1	5	5	0	0/0	0	30.2	34	16	11	14	41	4	0	3	.279	3	0	0	1	2
16 Kyle Funkhouser	5.46	1-2	5	5	0	0/0	0	29.2	25	18	18	19	26	4	0	4	.238	4	2	0	0	3

39 Shane Hummel	0.00	0-0	2	0	0	0/1	0	2.2	1	0	0	0	2	0	0	0	.125	0	0	0	0	0
6 Chandler Dale	0.00	0-0	1	0	0	0/1	0	1.0	0	0	0	0	2	0	0	0	.000	0	0	0	0	0
31 Adam Wolf	2.25	0-0	4	0	0	0/0	0	4.0	5	1	1	0	5	2	0	1	.294	0	0	0	0	0
13 Sam Bordner	3.38	0-0	2	0	0	0/0	0	2.2	4	2	1	0	1	0	0	1	.333	1	0	0	0	0
43 Zack Burdi	4.50	1-1	8	0	0	0/2	3	8.0	5	4	4	3	14	0	0	1	.192	0	2	0	1	1
5 Anthony Kidston	4.50	0-0	2	0	0	0/0	0	2.0	3	2	1	3	1	0	0	0	.375	0	1	0	0	0
44 Jake Sparger	4.91	0-1	6	0	0	0/1	0	7.1	6	5	4	3	6	1	0	0	.231	1	1	0	1	1
22 Dylan Shoffner	5.40	0-0	2	0	0	0/0	0	1.2	7	2	1	0	2	3	0	0	.538	0	0	0	0	0
15 Lincoln Henzman	12.27	0-0	5	0	0	0/1	0	7.1	15	11	10	3	9	4	1	0	.469	2	1	1	1	4
19 Kade McClure	13.50	0-0	1	0	0	0/0	0	2.0	2	3	3	3	1	0	0	0	.286	0	0	0	0	0
Totals	3.85	10-5	15	15	0	3/3	3	133.1	125	68	57	59	133	20	1	12	.253	11	11	1	4	12
Opponents	6.19	5-10	15	15	0	0/0	2	129.1	148	102	89	57	81	33	4	15	.292	12	22	0	7	11

PB - Team (2), Fitch 1, W. Smith 1, Opp (4). Pickoffs - Team (3), Funkhouser 1, W. Smith 1, Harrington 1, Opp (5). SBA/ATT - W. Smith (4-7), Funkhouser (0-3), Harrington (1-3), Shoffner (2-2), Z. Burdi (2-2), Fitch (1-2), Bordner (0-1), McKay (1-1).

2016 LOUISVILLE BASEBALL MISCELLANEOUS SUMMARY

Multiple Hit Games	2	3	4	5+	Total
26 Blake Tiberi	15	1	-	-	16
29 Devin Hairston	10	5	-	-	15
2 Corey Ray	13	-	-	1	14
17 Nick Solak	5	3	2	-	10
24 Logan Taylor	8	1	-	-	9
30 Will Smith	4	3	1	-	8
38 Brendan McKay	6	2	-	-	8
42 Colby Fitch	5	2	-	-	7
35 Colin Lyman	6	-	-	-	6
7 Devin Mann	5	1	-	-	6
8 Danny Rosenbaum	2	1	-	-	3
33 Ryan Summers	-	1	-	-	1
TEAM	79	20	3	1	103

Multiple RBI Games	2	3	4	5+	Total
2 Corey Ray	8	3	-	-	11
29 Devin Hairston	6	2	-	-	8
26 Blake Tiberi	7	1	-	-	8
35 Colin Lyman	5	1	1	-	7
42 Colby Fitch	3	2	-	-	5
8 Danny Rosenbaum	2	2	1	-	5
30 Will Smith	2	1	-	1	4
17 Nick Solak	3	1	-	-	4
38 Brendan McKay	3	1	-	-	4
24 Logan Taylor	2	1	-	-	3
7 Devin Mann	2	1	-	-	3
33 Ryan Summers	1	-	-	-	1
10 Drew Ellis	-	1	-	-	1
TEAM	44	17	2	1	64

Hitting Streaks	Longest	Current
26 Blake Tiberi	13	2
17 Nick Solak	11	-
29 Devin Hairston	10	-
2 Corey Ray	9	1
7 Devin Mann	8	8
8 Danny Rosenbaum	8	-
38 Brendan McKay	7	5
42 Colby Fitch	7	3
35 Colin Lyman	6	-
30 Will Smith	5	-
24 Logan Taylor	5	-
10 Drew Ellis	4	-
11 Zeke Pinkham	1	-
14 Austin Clemons	1	-
33 Ryan Summers	1	-
25 Josh Stowers	1	-

Reached Base Streaks	Longest	Current
17 Nick Solak	21	-
2 Corey Ray	18	12
38 Brendan McKay	15	15
8 Danny Rosenbaum	14	2
29 Devin Hairston	14	11
26 Blake Tiberi	13	2
7 Devin Mann	10	10
42 Colby Fitch	7	3
24 Logan Taylor	7	1
10 Drew Ellis	6	1
35 Colin Lyman	6	2
30 Will Smith	5	-
33 Ryan Summers	3	-
11 Zeke Pinkham	2	-
25 Josh Stowers	2	1
14 Austin Clemons	1	-

COME-FROM-BEHIND VICTORIES (8)

Date	Opponent	Deficit	Final
March 4	Princeton	2-1 (5th)	4-2
March 8	Longwood	1-0 (1st)	10-1
March 11	Notre Dame	3-2 (11th)	4-3 (11)
March 15	Xavier	1-0 (1st)	11-1
March 16	Wright State	1-0 (1st)	9-1
March 20	at Miami	2-1 (3rd)	4-3
March 26	Virginia	2-0 (1st)	11-4
April 2	Virginia Tech	4-1 (3rd)	8-4

LAST AT BAT WINS (1)

Date	Opponent	Score (inn.)	Game-Winning Play
March 11	Notre Dame	4-3 (11)	Solak 2-run HR scores Taylor

WALK-OFF WINS (1)

Date	Opponent	Score (inn.)	Game-Winning Play
March 11	Notre Dame	4-3 (11)	Solak 2-run HR scores Taylor

INNINGS WITH FOUR OR MORE RUNS (15)

Date	Opponent	Inning	Runs
Feb. 19	vs. SIUE	4th	8
Feb. 19	vs. SIUE	5th	4
Feb. 19	vs. SIUE	7th	6
Feb. 20	vs. SIUE	5th	8
March 2	vs. Morehead State	4th	5
March 8	vs. Longwood	3rd	5
March 11	vs. Notre Dame	1st	6
March 15	vs. Xavier	4th	5
March 16	vs. Wright State	5th	5
March 23	at Purdue	1st	4
March 27	Virginia	5th	10
March 29	at WKU	6th	5
March 29	at WKU	8th	4
April 3	Virginia Tech	3rd	9
April 4	Virginia Tech	8th	5

2016 LOUISVILLE BASEBALL GAME-BY-GAME BATTING

Date	Opponent	ab	r	h	rbi	2b	3b	hr	tb	bb	ibb	sb	cs	hbp	sac	sf	gdp	k	po	a	e	lob	avg
Feb 19	SIU EDWARDSVILLE	40	21	17	19	4	1	1	26	8	0	1	0	4	0	2	1	2	27	13	1	9	.425
Feb 20	SIU EDWARDSVILLE	34	12	12	12	1	1	2	21	11	0	5	0	2	1	1	0	3	27	11	0	13	.392
Feb 21	SIU EDWARDSVILLE	33	10	10	9	0	1	1	15	7	0	5	0	2	0	2	0	4	27	10	0	10	.364
Feb 23	EASTERN KENTUCKY	40	14	19	12	3	1	3	33	6	0	0	0	0	0	2	1	1	27	14	0	10	.395
Feb 26	at Ole Miss	39	5	10	4	3	0	1	16	4	0	0	0	0	0	0	0	12	24	9	2	11	.366
Feb 27	at Ole Miss	38	4	10	4	2	0	0	12	3	1	2	0	0	1	0	1	2	27	7	0	11	.348
Feb 28	at Ole Miss	32	2	9	2	0	0	1	12	2	0	0	1	0	1	0	1	5	24	12	0	6	.340
Mar 02	MOREHEAD STATE	37	9	15	8	2	1	1	22	1	0	1	0	0	1	1	0	6	27	6	0	7	.348
Mar 04	PRINCETON	30	4	9	4	4	0	0	13	3	0	0	1	1	0	0	2	4	27	8	1	6	.344
Mar 05	PRINCETON	33	9	9	7	3	0	1	15	7	0	5	0	0	0	0	1	2	27	8	1	7	.337
Mar 06	PRINCETON	39	11	14	10	5	0	1	22	3	0	4	0	1	0	0	0	4	27	14	1	8	.339
Mar 08	LONGWOOD	35	10	12	9	2	0	1	17	7	0	6	0	2	0	2	0	2	27	10	0	12	.340
*Mar 11	NOTRE DAME	44	4	15	4	0	0	2	21	2	0	1	0	2	0	0	2	4	33	16	0	13	.340
*Mar 11	NOTRE DAME	29	8	6	5	2	0	0	8	5	0	6	0	1	1	0	0	5	27	10	2	4	.332
*Mar 12	NOTRE DAME	26	1	6	1	1	0	0	7	2	1	2	1	0	2	0	1	4	27	9	0	5	.327
Mar 15	XAVIER	32	11	11	8	3	0	0	14	6	0	1	1	4	0	0	1	5	27	9	0	7	.328
Mar 16	WRIGHT STATE	33	9	13	8	4	1	0	19	4	0	3	1	1	0	1	2	5	27	9	2	6	.332
*Mar 18	at Miami (FL)	33	4	9	4	1	0	2	16	2	0	0	0	2	1	1	1	8	25	13	1	8	.329
*Mar 19	at Miami (FL)	32	3	9	3	4	1	0	15	1	0	0	1	2	0	1	1	8	24	10	2	6	.326
*Mar 20	at Miami (FL)	30	4	5	4	0	0	1	8	5	0	2	1	1	1	2	1	3	27	12	2	8	.319
Mar 23	at Purdue	39	9	17	8	5	1	0	24	4	0	3	2	1	1	0	1	3	27	7	1	9	.326
*Mar 25	VIRGINIA	30	3	6	3	1	0	0	7	3	0	1	0	1	1	0	1	5	27	11	0	5	.321
*Mar 26	VIRGINIA	35	11	11	11	1	1	3	23	8	1	2	1	2	1	0	1	6	27	10	4	11	.320
*Mar 27	VIRGINIA	36	15	14	14	5	0	1	22	5	0	1	0	2	1	2	1	2	27	14	1	7	.323
Mar 29	at WKU	45	17	20	17	3	2	1	30	7	0	0	0	0	1	1	2	3	27	13	1	10	.330
*Apr 02	VIRGINIA TECH	33	8	9	7	3	0	2	18	5	0	1	1	3	0	0	1	5	27	6	0	9	.327
*Apr 03	VIRGINIA TECH	40	13	16	13	6	0	1	25	3	0	1	0	0	1	0	0	4	27	9	0	7	.331
*Apr 04	VIRGINIA TECH	31	9	11	8	2	0	0	13	5	0	0	0	1	2	1	0	6	27	7	1	7	.331
*Apr 08	at Florida State	39	7	13	7	1	1	3	25	1	0	0	1	1	0	0	0	4	24	9	1	7	.331
*Apr 09	at Florida State	36	7	10	6	3	1	0	15	6	0	2	0	1	0	0	0	10	27	14	0	9	.330
*Apr 10	at Florida State	32	5	8	4	3	0	0	11	4	0	1	1	3	0	0	3	7	24	7	2	7	.327
Totals		1085	259	355	235	77	13	29	545	140	3	56	13	40	17	19	26	144	826	317	26	255	.327

2016 LOUISVILLE BASEBALL GAME-BY-GAME PITCHING

Date	Opponent	ip	h	r	er	bb	so	2b	3b	hr	wp	bk	hbp	dp	ibb	score	w-l	sv	era
Feb 19	SIU EDWARDSVILLE	9.0	8	4	4	5	9	0	0	1	0	0	1	1	0	21-4	1-0	1	4.00
Feb 20	SIU EDWARDSVILLE	9.0	4	0	0	7	15	0	0	0	1	0	1	0	0	12-0	2-0	1	2.00
Feb 21	SIU EDWARDSVILLE	9.0	4	1	1	1	14	0	0	0	0	0	0	0	0	10-1	3-0	1	1.67
Feb 23	EASTERN KENTUCKY	9.0	7	2	2	5	3	1	0	0	1	0	0	3	0	14-2	4-0	1	1.75
Feb 26	at Ole Miss	8.0	6	6	6	8	8	1	0	1	1	0	1	1	0	5-6	4-1	1	2.66
Feb 27	at Ole Miss	9.0	3	0	0	0	8	0	0	0	0	0	0	2	0	4-0	5-1	1	2.21
Feb 28	at Ole Miss	8.0	8	4	4	0	7	0	0	1	1	0	0	1	0	2-4	5-2	1	2.51
Mar 02	MOREHEAD STATE	9.0	3	5	5	5	8	0	0	1	0	0	0	0	0	9-5	6-2	1	2.83
Mar 04	PRINCETON	9.0	6	2	2	1	13	1	0	0	0	0	0	0	0	4-2	7-2	2	2.73
Mar 05	PRINCETON	9.0	4	1	1	0	11	0	0	0	0	0	0	0	0	9-1	8-2	2	2.56
Mar 06	PRINCETON	9.0	4	0	0	3	13	0	0	0	0	0	1	2	0	11-0	9-2	2	2.32
Mar 08	LONGWOOD	9.0	7	1	1	3	8	0	0	0	0	0	1	0	0	10-1	10-2	2	2.21
*Mar 11	NOTRE DAME	11.0	8	3	3	2	6	2	1	1	2	0	1	0	0	4-3	11-2	2	2.23
*Mar 11	NOTRE DAME	9.0	4	2	0	5	16	1	0	0	0	0	0	1	0	8-2	12-2	2	2.07
*Mar 12	NOTRE DAME	9.0	5	0	0	0	8	0	0	0	0	0	1	0	0	1-0	13-2	3	1.93
Mar 15	XAVIER	9.0	4	1	1	3	7	1	0	0	0	0	1	0	0	11-1	14-2	3	1.88
Mar 16	WRIGHT STATE	9.0	7	1	1	3	8	0	0	0	1	0	1	2	0	9-1	15-2	3	1.82
*Mar 18	at Miami (FL)	8.1	12	8	7	5	6	0	0	2	0	0	1	1	0	4-8	15-3	3	2.12
*Mar 19	at Miami (FL)	8.0	8	6	4	5	8	3	0	1	2	0	0	1	1	3-6	15-4	3	2.23
*Mar 20	at Miami (FL)	9.0	4	3	2	4	11	1	0	1	0	0	2	0	0	4-3	16-4	4	2.22
Mar 23	at Purdue	9.0	4	4	4	5	8	0	0	1	0	0	1	0	0	9-4	17-4	4	2.31
*Mar 25	VIRGINIA	9.0	9	6	6	4	7	2	0	2	0	0	1	2	0	3-6	17-5	4	2.48
*Mar 26	VIRGINIA	9.0	10	4	1	0	9	0	0	0	2	0	1	2	0	11-4	18-5	4	2.41
*Mar 27	VIRGINIA	9.0	7	0	0	0	3	0	0	0	0	0	0	1	0	15-0	19-5	4	2.31
Mar 29	at WKU	9.0	3	0	0	2	8	0	0	0	0	0	1	1	0	17-0	20-5	4	2.22
*Apr 02	VIRGINIA TECH	9.0	9	4	4	5	12	0	0	2	0	0	0	1	0	8-4	21-5	4	2.29
*Apr 03	VIRGINIA TECH	9.0	6	0	0	4	7	1	0	0	0	0	1	1	0	13-0	22-5	4	2.20
*Apr 04	VIRGINIA TECH	9.0	7	3	3	6	15	3	0	0	1	1	0	0	0	9-3	23-5	5	2.23
*Apr 08	at Florida State	8.0	19	12	11	6	6	3	0	1	2	0	1	1	0	7-12	23-6	5	2.54
*Apr 09	at Florida State	9.0	2	1	1	4	7	0	0	1	0	0	1	1	0	7-1	24-6	5	2.49
*Apr 10	at Florida State	8.0	15	16	15	9	12	4	0	1	2	0	1	1	0	5-16	24-7	5	2.91
Totals		275.1	207	100	89	110	281	24	1	17	16	1	20	26	1	259-100	24-7	5	2.91

2016 LOUISVILLE BASEBALL STARTING LINEUPS BY POSITION

Date	Opp	P	C	1B	2B	3B	SS	LF	CF	RF	DH	RESULT	RECORD
2/19	SIUE	Funkhouser(1)	Smith(1)	Rosenbaum(1)	Solak(1)	Tiberi(1)	Hairston(1)	Ray(1)	Taylor(1)	Lyman(1)	McKay(1)	W 21-4	1-0 (1-0)
2/20	SIUE	McKay(1)	Fitch(1)	Rosenbaum(2)	Solak(2)	Tiberi(2)	Hairston(2)	Ray(2)	Taylor(2)	Lyman(2)	--	W 12-0	2-0 (1-0)
2/21	SIUE	Harrington(1)	Smith(2)	Rosenbaum(3)	Solak(3)	Tiberi(3)	Hairston(3)	Ray(3)	Taylor(3)	Lyman(3)	McKay(2)	W 10-1	3-0 (1-0)
2/23	EKU	McClure(1)	Smith(3)	Rosenbaum(4)	Solak(4)	Tiberi(4)	Hairston(4)	Ray(4)	Taylor(4)	Lyman(4)	McKay(3)	W 14-2	4-0 (1-0)
2/26	MISS	Funkhouser(2)	Smith(4)	Rosenbaum(5)	Solak(5)	Tiberi(5)	Hairston(5)	Ray(5)	Taylor(5)	Lyman(5)	McKay(4)	L 6-5	4-1 (1-1)
2/27	MISS	McKay(2)	Fitch(2)	Rosenbaum(6)	Solak(6)	Tiberi(6)	Hairston(6)	Ray(6)	Taylor(6)	Lyman(6)	--	W 4-0	5-1 (2-0)
2/28	MISS	Harrington(2)	Smith(5)	Rosenbaum(7)	Solak(7)	Tiberi(7)	Hairston(7)	Ray(7)	Taylor(7)	Lyman(7)	McKay(5)	L 4-2	5-2 (1-1)
3/2	MSU	McClure(2)	Fitch(3)	Rosenbaum(8)	Solak(8)	Tiberi(8)	Hairston(8)	Ray(8)	Taylor(8)	Lyman(8)	McKay(6)	W 9-5	6-2 (1-0)
3/4	PRIN	Funkhouser(3)	Smith(6)	Rosenbaum(9)	Solak(9)	Tiberi(9)	Hairston(9)	Taylor(1)	Ray(1)	Lyman(9)	McKay(7)	W 4-2	7-2 (1-0)
3/5	PRIN	McKay(3)	Fitch(4)	Rosenbaum(10)	Solak(10)	Tiberi(10)	Hairston(10)	Summers(1)	Taylor(9)	Ray(1)	--	W 9-1	8-2 (1-0)
3/6	PRIN	Harrington(3)	Smith(7)	Rosenbaum(11)	Solak(11)	Tiberi(11)	Hairston(11)	Ray(9)	Taylor(10)	Lyman(10)	McKay(8)	W 11-0	9-2 (2-1)
3/8	LWU	McClure(3)	Smith(8)	Rosenbaum(12)	Solak(12)	Tiberi(12)	Hairston(12)	Taylor(2)	Ray(2)	Lyman(11)	McKay(9)	W 10-1	10-2 (1-0)
3/11	UND	Funkhouser(4)	Smith(9)	Rosenbaum(13)	Solak(13)	Tiberi(13)	Hairston(13)	Ray(10)	Taylor(11)	Lyman(12)	McKay(10)	W 4-3	11-2 (2-1)
3/11	UND	McKay(4)	Fitch(5)	Rosenbaum(14)	Solak(14)	Tiberi(14)	Hairston(14)	Ray(11)	Taylor(12)	Lyman(13)	--	W 8-2	12-2 (3-0)
3/12	UND	Harrington(4)	Smith(10)	Rosenbaum(15)	Solak(15)	Tiberi(15)	Hairston(15)	Summers(2)	Taylor(13)	Ray(2)	McKay(11)	W 1-0	13-2 (1-0)
3/15	XU	Hummel(1)	Fitch(6)	Rosenbaum(16)	Solak(16)	Tiberi(16)	Hairston(16)	Summers(3)	Ray(3)	Lyman(14)	Mann(1)	W 11-1	14-2 (1-0)
3/16	WSU	McClure(4)	Smith(11)	McKay(1)	Solak(17)	Ellis(1)	Hairston(17)	Ray(12)	Taylor(14)	Lyman(15)	Tiberi(1)	W 9-1	15-2 (1-0)
3/18	MIA	Funkhouser(5)	Smith(12)	Rosenbaum(17)	Solak(18)	Tiberi(17)	Hairston(18)	Ray(13)	Taylor(15)	Lyman(16)	McKay(12)	L 8-4	15-3 (2-2)
3/19	MIA	McKay(5)	Fitch(7)	Rosenbaum(18)	Solak(19)	Tiberi(18)	Hairston(19)	Summers(4)	Taylor(16)	Ray(3)	--	L 6-3	15-4 (1-1)
3/20	MIA	Harrington(5)	Smith(13)	Rosenbaum(19)	Solak(20)	Tiberi(19)	Hairston(20)	Ray(14)	Taylor(17)	Lyman(17)	McKay(13)	W 4-3	16-4 (3-1)
3/23	PUR	McClure(5)	Smith(14)	McKay(2)	Solak(21)	Tiberi(20)	Hairston(21)	Ray(15)	Taylor(18)	Lyman(18)	Fitch(1)	W 9-4	17-4 (1-0)
3/25	UVA	Funkhouser(6)	Smith(15)	McKay(3)	Solak(22)	Tiberi(21)	Hairston(22)	Ray(16)	Taylor(19)	Lyman(19)	Fitch(2)	L 6-3	17-5 (0-1)
3/26	UVA	McKay(6)	Fitch(8)	Rosenbaum(20)	Mann(1)	Tiberi(22)	Hairston(23)	Summers(5)	Taylor(20)	Ray(4)	--	W 11-4	18-5 (1-0)
3/27	UVA	Harrington(6)	Smith(16)	Rosenbaum(21)	Mann(2)	Tiberi(23)	Hairston(24)	Ray(17)	Taylor(21)	Lyman(20)	McKay(14)	W 15-0	19-5 (1-0)
3/29	WKU	McClure(6)	Smith(17)	McKay(4)	Mann(3)	Tiberi(24)	Hairston(25)	Ray(18)	Taylor(22)	Lyman(21)	Fitch(3)	W 17-0	20-5 (1-0)
4/2	VT	McKay(7)	Fitch(9)	Rosenbaum(22)	Mann(4)	Tiberi(25)	Hairston(26)	Ray(19)	Taylor(23)	Lyman(22)	--	W 8-4	21-5 (1-0)
4/3	VT	Harrington(7)	Smith(18)	Rosenbaum(23)	Mann(5)	Tiberi(26)	Hairston(27)	Summers(6)	Ray(4)	Lyman(23)	McKay(15)	W 13-0	22-5 (1-0)
4/4	VT	Funkhouser(7)	Smith(19)	McKay(5)	Mann(6)	Tiberi(27)	Hairston(28)	Ellis(1)	Ray(5)	Lyman(24)	Fitch(4)	W 9-3	23-5 (1-0)
4/8	FSU	McKay(8)	Fitch(10)	Rosenbaum(24)	Mann(7)	Tiberi(28)	Hairston(29)	Ray(20)	Taylor(24)	Lyman(25)	--	L 12-7	23-6 (1-1)
4/9	FSU	Harrington(8)	Smith(20)	Rosenbaum(25)	Mann(8)	Tiberi(29)	Hairston(30)	Ray(21)	Taylor(25)	Lyman(26)	McKay(16)	W 7-1	24-6 (2-0)
4/10	FSU	Funkhouser(8)	Smith(21)	McKay(6)	Mann(9)	Tiberi(30)	Hairston(31)	Ellis(2)	Taylor(26)	Ray(5)	Fitch(5)	L 16-5	24-7 (0-1)
Date	Opp	P	C	1B	2B	3B	SS	LF	CF	RF	DH	RESULT	RECORD

2016 LOUISVILLE BASEBALL STARTING LINEUPS BY BATTING ORDER

Date	Opp	1st	2nd	3rd	4th	5th	6th	7th	8th	9th	RESULT	RECORD
2/19	SIUE	Ray(1)	Taylor(1)	Solak(1)	McKay(1)	Rosenbaum(1)	Tiberi(1)	Smith(1)	Hairston(1)	Lyman(1)	W 21-4	1-0 (1-0)
2/20	SIUE	Ray(2)	Taylor(2)	Solak(2)	McKay(2)	Rosenbaum(2)	Tiberi(2)	Fitch(1)	Hairston(2)	Lyman(2)	W 12-0	2-0 (1-0)
2/21	SIUE	Ray(3)	Taylor(3)	Solak(3)	McKay(3)	Rosenbaum(3)	Tiberi(3)	Smith(2)	Hairston(3)	Lyman(3)	W 10-1	3-0 (2-0)
2/23	EKU	Ray(4)	Taylor(4)	Solak(4)	McKay(4)	Rosenbaum(4)	Tiberi(4)	Smith(3)	Hairston(4)	Lyman(4)	W 14-2	4-0 (3-0)
2/26	MISS	Ray(5)	Taylor(5)	Solak(5)	McKay(5)	Rosenbaum(5)	Tiberi(5)	Smith(4)	Hairston(5)	Lyman(5)	L 6-5	4-1 (3-1)
2/27	MISS	Ray(6)	Taylor(6)	Solak(6)	McKay(6)	Rosenbaum(6)	Tiberi(6)	Fitch(2)	Hairston(6)	Lyman(6)	W 4-0	5-1 (2-0)
2/28	MISS	Ray(7)	Taylor(7)	Solak(7)	McKay(7)	Rosenbaum(7)	Tiberi(7)	Smith(5)	Hairston(7)	Lyman(7)	L 4-2	5-2 (3-2)
3/2	MSU	Ray(8)	Taylor(8)	Solak(8)	McKay(8)	Tiberi(1)	Rosenbaum(1)	Fitch(3)	Hairston(8)	Lyman(8)	W 9-5	6-2 (1-0)
3/4	PRIN	Ray(9)	Taylor(9)	Solak(9)	McKay(9)	Tiberi(2)	Rosenbaum(2)	Smith(6)	Hairston(9)	Lyman(9)	W 4-2	7-2 (1-0)
3/5	PRIN	Ray(10)	Taylor(10)	Solak(10)	McKay(10)	Tiberi(3)	Rosenbaum(3)	Fitch(4)	Hairston(10)	Summers(1)	W 9-1	8-2 (1-0)
3/6	PRIN	Ray(11)	Taylor(11)	Solak(11)	McKay(11)	Tiberi(4)	Rosenbaum(4)	Smith(7)	Hairston(11)	Lyman(10)	W 11-0	9-2 (2-0)
3/8	LWU	Ray(12)	Taylor(12)	Solak(12)	McKay(12)	Tiberi(5)	Rosenbaum(5)	Smith(8)	Hairston(12)	Lyman(11)	W 10-1	10-2 (3-0)
3/11	UND	Ray(13)	Taylor(13)	Solak(13)	McKay(13)	Tiberi(6)	Rosenbaum(6)	Smith(9)	Hairston(13)	Lyman(12)	W 4-3	11-2 (4-0)
3/11	UND	Ray(14)	Taylor(14)	Solak(14)	McKay(14)	Tiberi(7)	Rosenbaum(7)	Fitch(5)	Hairston(14)	Lyman(13)	W 8-2	12-2 (2-0)
3/12	UND	Ray(15)	Taylor(15)	Solak(15)	McKay(15)	Rosenbaum(8)	Tiberi(8)	Smith(10)	Hairston(15)	Summers(2)	W 1-0	13-2 (1-0)
3/15	XU	Ray(16)	Lyman(1)	Solak(16)	Tiberi(1)	Rosenbaum(9)	Fitch(1)	Hairston(1)	Mann(1)	Summers(3)	W 11-1	14-2 (1-0)
3/16	WSU	Ray(17)	Taylor(16)	Solak(17)	McKay(16)	Smith(1)	Tiberi(9)	Hairston(2)	Ellis(1)	Lyman(14)	W 9-1	15-2 (1-0)
3/18	MIA	Ray(18)	Taylor(17)	Solak(18)	McKay(17)	Rosenbaum(10)	Tiberi(10)	Smith(11)	Hairston(16)	Lyman(15)	L 8-4	15-3 (3-3)
3/19	MIA	Ray(19)	Taylor(18)	Solak(19)	McKay(18)	Tiberi(8)	Rosenbaum(8)	Fitch(6)	Hairston(17)	Summers(4)	L 6-3	15-4 (1-1)
3/20	MIA	Ray(20)	Taylor(19)	Solak(20)	McKay(19)	Rosenbaum(11)	Tiberi(11)	Smith(12)	Hairston(18)	Lyman(16)	W 4-3	16-4 (4-3)
3/23	PUR	Ray(21)	Fitch(1)	Solak(21)	McKay(20)	Tiberi(9)	Smith(1)	Hairston(3)	Lyman(1)	Taylor(1)	W 9-4	17-4 (1-0)
3/25	UVA	Ray(22)	Fitch(2)	Solak(22)	McKay(21)	Tiberi(10)	Smith(2)	Hairston(4)	Lyman(2)	Taylor(2)	L 6-3	17-5 (1-1)
3/26	UVA	Ray(23)	Fitch(3)	Mann(1)	McKay(22)	Hairston(1)	Tiberi(12)	Rosenbaum(1)	Taylor(1)	Summers(5)	W 11-4	18-5 (1-0)
3/27	UVA	Ray(24)	Mann(1)	McKay(1)	Rosenbaum(1)	Tiberi(11)	Hairston(1)	Smith(13)	Lyman(3)	Taylor(3)	W 15-0	19-5 (1-0)
3/29	WKU	Ray(25)	Fitch(4)	Mann(2)	McKay(23)	Hairston(2)	Tiberi(13)	Smith(14)	Lyman(4)	Taylor(4)	W 17-0	20-5 (1-0)
4/2	VT	Ray(26)	Fitch(5)	Mann(3)	McKay(24)	Hairston(3)	Tiberi(14)	Rosenbaum(2)	Lyman(5)	Taylor(5)	W 8-4	21-5 (1-0)
4/3	VT	Ray(27)	Mann(2)	McKay(2)	Rosenbaum(2)	Tiberi(12)	Hairston(2)	Smith(15)	Lyman(6)	Summers(6)	W 13-0	22-5 (1-0)
4/4	VT	Ray(28)	Fitch(6)	Mann(4)	McKay(25)	Hairston(4)	Tiberi(15)	Smith(16)	Ellis(2)	Lyman(17)	W 9-3	23-5 (1-0)
4/8	FSU	Ray(29)	Fitch(7)	Mann(5)	McKay(26)	Hairston(5)	Tiberi(16)	Rosenbaum(3)	Lyman(7)	Taylor(6)	L 12-7	23-6 (1-1)
4/9	FSU	Ray(30)	Mann(3)	McKay(3)	Hairston(1)	Tiberi(13)	Smith(3)	Rosenbaum(4)	Lyman(8)	Taylor(7)	W 7-1	24-6 (1-0)
4/10	FSU	Ray(31)	Fitch(8)	Mann(6)	McKay(27)	Hairston(6)	Tiberi(17)	Smith(17)	Ellis(3)	Taylor(8)	L 16-5	24-7 (0-1)
Date	Opp	1st	2nd	3rd	4th	5th	6th	7th	8th	9th	RESULT	RECORD

2016 LOUISVILLE BASEBALL SEASON/CAREER STATISTICS

Player	SEASON													CAREER												
	Avg	G-GS	AB	R	H	2B	3B	HR	RBI	BB	Hbp	SO	Sb-Att	Avg	G-GS	AB	R	H	2B	3B	HR	RBI	BB	Hbp	SO	Sb-Att
29 Devin Hairston	.378	31-31	119	28	45	9	0	1	26	12	1	16	1-1	.276	91-87	308	54	85	18	0	2	58	31	1	55	3-4
26 Blake Tiberi	.365	31-31	115	24	42	11	2	4	30	10	2	6	0-0	.319	76-53	207	36	66	14	2	8	48	19	4	18	1-1
2 Corey Ray	.331	31-31	133	34	44	10	1	9	38	16	1	17	28-33	.326	139-115	475	91	155	30	8	21	111	52	6	100	66-81
38 Brendan McKay	.306	31-30	108	26	33	9	1	3	17	15	5	16	0-0	.307	92-88	319	58	98	23	1	7	51	53	9	58	4-6
35 Colin Lyman	.263	29-26	80	15	21	3	2	0	18	2	4	9	5-5	.232	126-64	228	44	53	8	4	0	35	14	14	36	17-21
8 Danny Rosenbaum	.261	31-25	92	18	24	6	0	4	22	11	5	20	0-0	.273	176-118	440	69	120	25	2	9	73	48	17	98	5-10
24 Logan Taylor	.255	29-28	106	25	27	4	5	0	13	10	2	7	10-13	.277	145-65	253	51	70	8	5	1	33	28	11	18	21-29

17 Nick Solak	.455	22-22	77	28	35	8	1	1	15	19	3	8	7-8	.354	134-113	418	104	148	28	3	6	80	62	21	53	34-46
42 Colby Fitch	.439	22-15	57	16	25	4	1	5	18	12	1	7	0-1	.341	51-35	135	22	46	8	2	5	32	17	2	24	0-1
30 Will Smith	.391	25-21	69	18	27	5	0	2	17	8	9	8	4-4	.269	121-89	324	53	87	17	1	4	44	37	19	44	9-11
7 Devin Mann	.373	24-10	51	10	19	6	0	0	10	11	4	13	0-0	.373	24-10	51	10	19	6	0	0	10	11	4	13	0-0
10 Drew Ellis	.333	17-3	15	6	5	1	0	0	6	6	1	2	0-1	.333	17-3	15	6	5	1	0	0	6	6	1	2	0-1
33 Ryan Summers	.167	23-6	30	5	5	1	0	0	3	2	1	6	0-0	.211	89-36	133	22	28	4	1	1	10	10	6	30	10-13
11 Zeke Pinkham	.111	11-0	9	2	1	0	0	0	1	2	1	1	0-0	.111	11-0	9	2	1	0	0	0	1	2	1	1	0-0
25 Josh Stowers	.100	14-0	10	3	1	0	0	0	0	2	0	2	1-3	.100	14-0	10	3	1	0	0	0	0	2	0	2	1-3
14 Austin Clemons	.077	13-0	13	1	1	0	0	0	1	2	0	6	0-0	.077	13-0	13	1	1	0	0	0	1	2	0	6	0-0
34 Michael Bollmer	.000	1-0	1	0	0	0	0	0	0	0	0	0	0-0	.000	11-0	10	0	0	0	0	0	1	0	0	4	0-0
Totals	.327	31-31	1085	259	355	77	13	29	235	140	40	144	56-69													
Opponents	.210	31-31	984	100	207	24	1	17	90	110	20	281	12-27													

(All games Sorted by Earned run avg)

Player	SEASON													CAREER												
	ERA	W-L	App	GS	CG	Sho	Sv	IP	H	R	ER	BB	SO	ERA	W-L	App	GS	CG	Sho	Sv	IP	H	R	ER	BB	SO
20 Drew Harrington	1.22	7-1	8	8	0	0	0	51.2	33	8	7	12	43	2.12	13-4	47	13	0	0	5	119.0	106	35	28	31	119
38 Brendan McKay	2.09	6-1	8	8	1	1	0	51.2	43	17	12	18	65	1.88	15-4	28	21	1	1	4	148.1	96	43	31	52	182
19 Kade McClure	2.31	6-0	8	6	0	0	0	35.0	15	9	9	10	29	3.21	7-1	24	10	0	0	2	67.1	43	28	24	24	66
16 Kyle Funkhouser	5.56	3-3	8	8	0	0	0	45.1	39	28	28	31	47	2.89	29-12	65	49	2	1	1	332.2	264	133	107	166	328

6 Chandler Dale	0.00	0-0	5	0	0	0	0	5.1	2	0	0	4	4	1.42	0-0	6	0	0	0	0	6.1	4	1	1	5	5
31 Adam Wolf	1.23	0-0	7	0	0	0	0	7.1	7	1	1	2	8	1.23	0-0	7	0	0	0	0	7.1	7	1	1	2	8
22 Dylan Shoffner	1.29	0-0	7	0	0	0	0	7.0	9	2	1	1	9	1.29	0-0	7	0	0	0	0	7.0	9	2	1	1	9
39 Shane Hummel	1.86	0-0	5	1	0	0	0	9.2	7	2	2	3	6	1.86	0-0	5	1	0	0	0	9.2	7	2	2	3	6
13 Sam Bordner	1.98	1-0	8	0	0	0	1	13.2	10	4	3	3	13	1.98	1-0	8	0	0	0	1	13.2	10	4	3	3	13
43 Zack Burdi	2.77	1-1	13	0	0	0	3	13.0	5	4	4	6	22	2.05	8-2	46	0	0	0	12	52.2	29	18	12	21	58
5 Anthony Kidston	3.38	0-0	7	0	0	0	0	8.0	6	4	3	7	8	3.56	14-5	46	28	1	1	1	174.1	137	81	69	93	182
44 Jake Sparger	5.06	0-1	10	0	0	0	0	10.2	9	7	6	4	11	3.21	3-2	41	5	0	0	0	73.0	72	33	26	25	46
15 Lincoln Henzman	6.28	0-0	11	0	0	0	1	14.1	19	11	10	4	16	3.15	5-2	39	2	0	0	3	68.2	63	30	24	15	63
40 Sean Leland	10.12	0-0	3	0	0	0	0	2.2	3	3	3	5	0	2.51	4-0	23	4	0	0	0	46.2	35	15	13	24	34
Totals	2.91	24-7	31	31	1	7	5	275.1	207	100	89	110	281													
Opponents	7.96	7-24	31	31	0	0	4	262.1	355	259	232	140	144													

LOUISVILLE BASEBALL | 2016 NCAA STATISTICS RANKING SUMMARY (Thru games 4/10/16)

Statistic	Player	National Rank	Conference Rank	Value	National Leader	Value	Conference Leader	Value
Base on Balls (131 ranked)					Pete Guy, UNC Asheville	39	Zack Collins, Miami (FL)	36
Base on Balls Per Game (146 ranked)					Cavan Biggio, Notre Dame	1.25	Cavan Biggio, Notre Dame	1.25
Batting Average (296 ranked)	Will Smith Devin Hairston Blake Tiberi	70 108 148	8 11 13	0.391 0.378 0.365	Jameson Fisher, Southeastern La.	0.491	Will Craig, Wake Forest	0.471
Complete Games (77 ranked)	Brendan McKay	77	2	1	Luke Gillingham, Navy	5	Brian McAfee, Duke	2
Doubles (141 ranked)	Blake Tiberi Corey Ray	78 141	8 14	11 10	Alex Call, Ball St. Tyler Lawrence, Murray St. Collin Thacker, Gardner-Webb	18 18 18	Taylor Walls, Florida St.	14
Doubles Per Game (141 ranked)	Blake Tiberi	114	10	0.35	Tyler Leffler, Bradley	0.60	Taylor Walls, Florida St.	0.47
Earned Run Average (200 ranked)	Drew Harrington Brendan McKay Kade McClure	13 92 129	3 8 11	1.22 2.09 2.31	Thomas Hackimer, St. John's (NY)	0.32	Jacob Stevens, Boston College	0.45
Games Started (23 ranked)	Kyle Funkhouser Drew Harrington Brendan McKay	23 23 23	1 1 1	8 8 8	Gary Cornish, San Diego	11	23 players tied	8
Hit Batters (86 ranked)					Larry Romero, Texas Southern	18	5 players tied	7
Hit By Pitch Per Game (145 ranked)	Will Smith	25	2	0.36	Adam Alcantara, UC Irvine Cornelius Copeland, Jackson St.	0.54 0.54	Carl Chester, Miami (FL)	0.38
Hit by Pitch (113 ranked)	Will Smith	46	2	9	Chase Chambers, Tennessee Tech Chris Fornaci, Pepperdine	15 15	Carl Chester, Miami (FL)	11
Hits (189 ranked)	Devin Hairston Corey Ray Blake Tiberi	110 134 189	6 8 18	45 44 42	Danny Hudzina, Western Ky. Ryan Scott, Little Rock	58 58	Ernie Clement, Virginia	53
Hits Allowed Per Nine Innings (200 ranked)	Kade McClure Drew Harrington	4 45	1 4	3.86 5.75	Dakota Mekkes, Michigan St.	2.67	Kade McClure, Louisville	3.86
Home Runs (161 ranked)	Corey Ray Colby Fitch	25 161	2 13	9 5	Heath Quinn, Samford	14	Seth Beer, Clemson	13
Home Runs Per Game (150 ranked)	Corey Ray	30	5	0.29	Heath Quinn, Samford	0.44	Seth Beer, Clemson	0.43
On Base Percentage (199 ranked)	Will Smith	29	5	0.506	Jameson Fisher, Southeastern La.	0.597	Will Craig, Wake Forest	0.584
Pitching Appearances (140 ranked)					Conard Broom, Mercer	23	Chris Farish, Wake Forest	20
Runs (179 ranked)	Corey Ray Devin Hairston Nick Solak	42 179 179	4 14 14	34 28 28	Adam Bauer, Murray St.	49	Adam Haseley, Virginia	41
Runs Batted In (177 ranked)	Corey Ray Blake Tiberi	30 115	3 9	38 30	Jordan Rodgers, Tennessee	50	Will Craig, Wake Forest	43
Runs Batted In Per Game (150 ranked)	Corey Ray Blake Tiberi	32 125	6 12	1.23 0.97	Will Craig, Wake Forest	1.65	Will Craig, Wake Forest	1.65
Runs Per Game (149 ranked)	Corey Ray	51	5	1.10	Adam Bauer, Murray St.	1.40	Taylor Walls, Florida St.	1.30
Sacrifice Bunts (131 ranked)	Colin Lyman	76	6	6	Ernie Clement, Virginia Hunter Jones, Charlotte	13 13	Ernie Clement, Virginia	13
Sacrifice Bunts Per Game (148 ranked)	Colin Lyman	102	10	0.21	Hunter Jones, Charlotte	0.39	Ernie Clement, Virginia	0.38
Sacrifice Flies (109 ranked)	Corey Ray Colin Lyman	35 109	2 5	4 3	Jason Delay, Vanderbilt Harrison Wenson, Michigan Collin Woody, UNCG	7 7 7	Pavin Smith, Virginia	6
Saves (96 ranked)					Chris Rivera, Long Beach St. Sam Donko, VCU	11 11	Bryan Garcia, Miami (FL)	9
Slugging Percentage (250 ranked)	Corey Ray Blake Tiberi Will Smith	73 110 220	7 10 17	0.624 0.600 0.551	Will Craig, Wake Forest	0.929	Will Craig, Wake Forest	0.929
Stolen Bases (120 ranked)	Corey Ray Logan Taylor	3 120	1 3	28 10	Derek Jenkins, Seton Hall	32	Corey Ray, Louisville	28
Stolen Bases Per Game (148 ranked)	Corey Ray Logan Taylor	4 125	1 3	0.90 0.34	Derek Jenkins, Seton Hall	1.10	Corey Ray, Louisville	0.90
Strikeout-to-Walk Ratio (148 ranked)					John Signore, Fairfield	29.00	Zac Gallen, North Carolina	6.60
Strikeouts (245 ranked)	Brendan McKay Kyle Funkhouser Drew Harrington	15 118 188	3 6 12	65 47 43	Joey Lucchesi, Southeast Mo. St.	71	J.B. Bukauskas, North Carolina	68
Strikeouts Per Nine Innings (195 ranked)	Brendan McKay Kyle Funkhouser	36 165	4 12	11.32 9.33	Dakota Mekkes, Michigan St.	15.67	J.B. Bukauskas, North Carolina	13.40
Total Bases (195 ranked)	Corey Ray Blake Tiberi	26 124	2 11	83 69	Chris DeVito, New Mexico	103	Seth Beer, Clemson	90
Toughest to Strike Out (150 ranked)	Blake Tiberi Logan Taylor	19 43	2 4	19.2 15.1	J.T. O'Reel, Alabama A&M	60.0	Matt Thaiss, Virginia	33.3

LOUISVILLE BASEBALL | 2016 NCAA STATISTICS RANKING SUMMARY (Thru games 4/10/16)

Statistic	Player	National Rank	Conference Rank	Value	National Leader	Value	Conference Leader	Value
Triples (58 ranked)	Logan Taylor	5	1	5	Brett Smith, Bucknell	7	Ron Sherman, Pittsburgh Logan Taylor, Louisville	5 5
Triples Per Game (150 ranked)	Logan Taylor	9	2	0.17	Adam Groesbeck, Air Force	0.23	Ron Sherman, Pittsburgh	0.22
Victories (121 ranked)	Drew Harrington Kade McClure Brendan McKay	1 8 8	1 2 2	7 6 6	7 players tied	7	Drew Harrington, Louisville	7
WHIP (150 ranked)	Kade McClure Drew Harrington	3 25	1 3	0.71 0.87	Troy Rallings, Washington	0.61	Kade McClure, Louisville	0.71
Walks Allowed Per Nine Innings (199 ranked)	Drew Harrington	195	9	2.09	John Signore, Fairfield	0.26	Zac Gallen, North Carolina Brian McAfee, Duke	1.61 1.61

Statistic	National Rank	Conference Rank	Value	National Leader	Value	Conference Leader	Value
Base on Balls (295 ranked)	58	6	140	Mercer	206	Florida St.	180
Batting Average (295 ranked)	4	1	0.327	UNCG	0.355	Louisville	0.327
Complete Games (0 ranked)							
Double Plays (295 ranked)	70	6	26	Georgia Tech	45	Georgia Tech	45
Double Plays Per Game (295 ranked)	82	6	0.84	Georgia Tech	1.45	Georgia Tech	1.45
Doubles (295 ranked)	8	1	77	Murray St.	93	Georgia Tech Louisville	77 77
Doubles Per Game (295 ranked)	10	1	2.48	BYU	2.70	Louisville Georgia Tech	2.48 2.48
Earned Run Average (295 ranked)	13	2	2.91	Houston	2.21	North Carolina	2.52
Fielding Percentage (295 ranked)	23	2	0.978	Western Mich.	0.987	Miami (FL)	0.983
Hit Batters (0 ranked)							
Hit by Pitch (295 ranked)	41	3	40	Jackson St.	64	Florida St.	46
Hits (295 ranked)	16	2	355	UNCG	427	Virginia	365
Hits Allowed Per Nine Innings (295 ranked)	4	1	6.77	Creighton	6.17	Louisville	6.77
Home Runs (293 ranked)	41	3	29	Mercer	52	Clemson Pittsburgh	34 34
Home Runs Per Game (295 ranked)	41	3	0.94	Western Caro.	1.60	Pittsburgh	1.26
On Base Percentage (295 ranked)	9	2	0.417	UNCG	0.436	Florida St.	0.422
Runs (294 ranked)	10	1	259	UNCG	296	Louisville	259
Sacrifice Bunts (295 ranked)	156	8	17	Texas Fresno St.	45 45	Miami (FL)	40
Sacrifice Flies (295 ranked)	16	2	19	Ball St.	26	Florida St.	21
Scoring (295 ranked)	11	2	8.4	BYU	9.1	Florida St.	8.4
Shutouts (147 ranked)	1	1	7	Louisville Navy Tulane	7 7 7	Louisville	7
Slugging Percentage (295 ranked)	8	1	0.502	UNCG	0.534	Louisville	0.502
Stolen Bases (295 ranked)	20	2	56	Texas Southern	103	North Carolina	62
Stolen Bases Per Game (295 ranked)	21	2	1.81	Texas Southern	3.43	North Carolina	1.94
Strikeout-to-Walk Ratio (295 ranked)	39	3	2.55	Houston	4.84	North Carolina	2.66
Strikeouts Per Nine Innings (295 ranked)	20	4	9.2	Florida	10.5	North Carolina	10.3
Triple Plays (1 ranked)				10 teams tied	1		
Triples (293 ranked)	14	1	13	Oregon St.	22	Louisville	13
Triples Per Game (295 ranked)	17	2	0.42	Oregon St.	0.76	Pittsburgh	0.44
WHIP (295 ranked)	15	1	1.15	Houston	0.97	Louisville	1.15
WL Pct (294 ranked)	12	2	0.774	Miami (FL)	0.862	Miami (FL)	0.862
Walks Allowed Per Nine Innings (295 ranked)	96	6	3.60	Houston	1.81	Virginia Tech	3.37

2016 LOUISVILLE BASEBALL ROSTER

NO	Name	POS	B/T	HT	WT	CL	Hometown (Previous School/High School)
1	Daniel Little	INF	B/R	5-9	169	FR	Nicholasville, Ky. (Lexington Catholic HS)
2	Corey Ray	OF	L/L	6-0	190	JR	Chicago, Ill. (Simeon Career Academy)
5	Anthony Kidston	RHP	R/R	6-2	195	SR	Defiance, Ohio (Defiance HS)
6	Chandler Dale	RHP	R/R	6-3	205	FR	Jeffersonville, Ind. (Jeffersonville HS)
7	Devin Mann	INF	R/R	6-2	204	FR	Columbus, Ind. (Columbus North HS)
8	Danny Rosenbaum	1B/3B	R/R	6-1	212	SR	Lafayette Hill, Pa. (Plymouth Whitmarsh HS)
9	Chris Botsoe	OF	R/R	5-11	170	FR	Hinsdale, Ill. (Hinsdale Central HS)
10	Drew Ellis	3B	R/R	6-3	210	FR	Jeffersonville, Ind. (Jeffersonville HS)
11	Zeke Pinkham	C	L/R	5-11	193	FR	Elizabethtown, Ky. (Elizabethtown HS)
13	Sam Bordner	RHP	R/R	6-6	240	FR	Baltimore, Ohio (Bloom-Carroll HS)
14	Austin Clemons	OF/C	R/R	6-2	210	FR	Louisville, Ky. (St. Xavier HS)
15	Lincoln Henzman	RHP	R/R	6-2	205	SO	Lexington, Ky. (Lexington Christian Academy)
16	Kyle Funkhouser	RHP	R/R	6-3	225	SR	Oak Forest, Ill. (Oak Forest HS)
17	Nick Solak	INF	R/R	5-11	175	JR	Woodridge, Ill. (Naperville North HS)
19	Kade McClure	RHP	R/R	6-7	235	SO	Mentor, Ohio (Mentor HS)
20	Drew Harrington	LHP	R/L	6-2	229	JR	Elizabethtown, Ky. (Central Hardin HS)
22	Dylan Shoffner	LHP	L/L	6-3	195	JR	Elizabethtown, Ky. (Volunteer State CC/Central Hardin HS)
24	Logan Taylor	OF	R/R	5-9	170	JR	Lexington, Ky. (Lexington Catholic HS)
25	Josh Stowers	OF	R/R	6-0	205	FR	Westchester, Ill. (Mount Carmel HS)
26	Blake Tiberi	3B	L/R	5-11	201	SO	Taylor Mill, Ky. (Holy Cross HS)
28	J.D. Mundt	LHP	L/L	6-1	211	FR	Louisville, Ky. (St. Xavier HS)
29	Devin Hairston	SS	R/R	5-7	162	SO	Lexington, Ky. (Tates Creek HS)
30	Will Smith	C	R/R	6-0	192	JR	Louisville, Ky. (Kentucky Country Day)
31	Adam Wolf	LHP	L/L	6-6	220	FR	Milan, Ohio (Edison HS)
33	Ryan Summers	OF	R/R	6-2	200	SO	Westfield, Mass. (Berkshire HS)
34	Michael Bollmer	1B	L/R	6-3	210	JR	Lexington, Ky. (Bryan Station HS)
35	Colin Lyman	OF	L/R	6-1	170	JR	Algonquin, Ill. (Huntley HS)
36	Ryan Smith	RHP	R/R	6-0	190	GR	Waco, Texas (Baylor/Midway HS)
38	Brendan McKay	LHP/1B	L/L	6-2	212	SO	Darlington, Pa. (Blackhawk HS)
39	Shane Hummel	RHP	R/R	6-0	200	JR	Olathe, Kan. (Neosho County CC/Olathe Northwest HS)
40	Sean Leland	RHP	R/R	6-4	208	SO	Orland Park, Ill. (Carl Sandburg HS)
42	Colby Fitch	C	L/R	5-11	205	SO	Rocheport, Mo. (Columbia Hickman HS)
43	Zack Burdi	RHP	R/R	6-3	205	JR	Downers Grove, Ill. (Downers Grove South HS)
44	Jake Sparger	RHP	R/R	6-5	200	JR	Eau Claire, Wis. (Eau Claire Memorial HS)
45	Mac Welsh	RHP	R/R	6-4	191	SO	Walton, Ky. (Ryle HS)

Non 35-Man Roster Team Members

18	Noah Burkholder	RHP	R/R	6-6	200	FR	Crown Point, Ind. (Crown Point HS)
27	Bryan Hoeing	RHP	R/R	6-6	215	FR	Batesville, Ind. (Batesville HS)
32	Riley Thompson	RHP	L/R	6-3	197	FR	Louisville, Ky. (Christian Academy of Louisville)

Coaching Staff

3	Dan McDonnell	Head Coach (10th season)
23	Roger Williams	Associate Head Coach/Pitching Coach (10th season)
21	Eric Snider	Assistant Coach/Hitting Coach (2nd season)
37	Adam Vrable	Assistant Coach (2nd season)
12	Brian Mundorf	Director of Operations (21st season at Louisville)

BREAKDOWN BY STATE

Kentucky (13)

Michael Bollmer - Lexington
Austin Clemons - Louisville
Devin Hairston - Lexington
Drew Harrington - Elizabethtown
Lincoln Henzman - Lexington
Daniel Little - Nicholasville
J.D. Mundt - Louisville
Zeke Pinkham - Elizabethtown
Dylan Shoffner - Elizabethtown
Will Smith - Louisville
Logan Taylor - Lexington
Blake Tiberi - Taylor Mill
Mac Welsh - Walton

Illinois (8)

Chris Botsoe - Hinsdale
Zack Burdi - Downers Grove
Kyle Funkhouser - Oak Forest
Sean Leland - Orland Park
Colin Lyman - Algonquin
Corey Ray - Chicago
Nick Solak - Woodridge
Josh Stowers - Westchester

Ohio (4)

Sam Bordner - Baltimore
Anthony Kidston - Defiance
Kade McClure - Mentor
Adam Wolf - Milan

Indiana (3)

Chandler Dale - Jeffersonville
Drew Ellis - Jeffersonville
Devin Mann - Columbus

Pennsylvania (2)

Brendan McKay - Darlington
Danny Rosenbaum - Lafayette Hill

Kansas (1)

Shane Hummel - Olathe

Massachusetts (1)

Ryan Summers - Westfield

Missouri (1)

Colby Fitch - Rocheport

Texas (1)

Ryan Smith - Waco

Wisconsin (1)

Jake Sparger - Eau Claire

BREAKDOWN BY CLASS

Seniors (3)

Kyle Funkhouser
Anthony Kidston
Danny Rosenbaum

Juniors (11)

Michael Bollmer*
Zack Burdi
Drew Harrington
Shane Hummel
Colin Lyman
Corey Ray
Dylan Shoffner*
Will Smith
Nick Solak
Jake Sparger
Logan Taylor

Graduate Students (1)

Ryan Smith

Sophomores (9)

Colby Fitch
Devin Hairston
Lincoln Henzman
Sean Leland
Kade McClure
Brendan McKay
Ryan Summers*
Blake Tiberi*
Mac Welsh

Freshmen (11)

Sam Bordner
Chris Botsoe
Austin Clemons*
Chandler Dale*
Drew Ellis*
Daniel Little
Devin Mann
J.D. Mundt
Zeke Pinkham
Josh Stowers
Adam Wolf

* - has redshirted

BREAKDOWN BY POSITION

RHP

Sam Bordner
Zack Burdi
Chandler Dale
Kyle Funkhouser
Lincoln Henzman
Shane Hummel
Anthony Kidston
Sean Leland
Kade McClure
Ryan Smith
Jake Sparger
Mac Welsh

LHP

Drew Harrington
Brendan McKay
J.D. Mundt
Dylan Shoffner
Adam Wolf

C

Austin Clemons
Colby Fitch
Zeke Pinkham
Will Smith

1B

Michael Bollmer
Brendan McKay
Danny Rosenbaum

3B

Drew Ellis
Danny Rosenbaum
Blake Tiberi

INF

Daniel Little
Devin Mann
Nick Solak

SS

Devin Hairston

OF

Chris Botsoe
Austin Clemons
Colin Lyman
Josh Stowers
Corey Ray
Ryan Summers
Logan Taylor

PRONUNCIATION GUIDE

Michael Bollmer	BOWL-mur
Chris Botsoe	BOACH-way
Zack Burdi	BURR-dee
Colin Lyman	LIE-mun
Nick Solak	SO-lack
Jake Sparger	SPAR-gur
Josh Stowers	STOH-uhrs
Black Tiberi	Tuh-BERRY



#13 SAM BORDNER

Freshman | RHP

6-6 | 240 | R/R

Baltimore, Ohio (Bloom-Carroll HS)

2016 HIGHLIGHTS: Had one strikeout in a perfect inning of relief at WKU on March 29. Retired all four batters he faced in March 18 relief appearance at No. 5 Miami on March 18. Earned first collegiate win after ringing up career-best five strikeouts and not allowing a hit in three shutout

innings of relief against Xavier on March 15. Pitched one inning of scoreless relief against Princeton on March 5. Worked 2.0 innings of shutout relief with one strikeout at No. 21 Ole Miss on Feb. 26. Earned three-inning save in first collegiate outing after striking out three and allowing two runs against SIU Edwardsville on Feb. 19.

2016 GAME-BY-GAME STATS

DATE	OPPONENT	GS	IP	H	R	ER	BB	SO	2B	3B	HR	WP	BK	HBP	IBB	SCORE	W	L	SV	ERA
FEB 19, 2016	SIU EDWARDSVILLE		3.0	1	2	2	1	3	0	0	1	0	0	1	0	21-4	0	0	1	6.00
FEB 26, 2016	OLE MISS		2.0	2	0	0	0	1	1	0	0	0	0	1	0	5-6	0	0	1	3.60
MAR 05, 2016	PRINCETON		1.0	1	0	0	0	1	0	0	0	0	0	0	0	9-1	0	0	1	3.00
MAR 15, 2016	XAVIER		3.0	0	0	0	1	5	0	0	0	0	0	0	0	11-1	1	0	1	2.00
MAR 18, 2016	MIAMI (FL)		1.1	0	0	0	0	0	0	0	0	0	0	0	0	4-8	1	0	1	1.74
MAR 23, 2016	PURDUE		1.0	2	0	0	1	1	0	0	0	0	0	0	0	9-4	1	0	1	1.59
MAR 29, 2016	WKU		1.0	0	0	0	0	1	0	0	0	0	0	0	0	17-0	1	0	1	1.46
APR 08, 2016	FLORIDA STATE		1.1	4	2	1	0	1	0	0	1	1	0	0	0	7-12	1	0	1	1.98
TOTALS		0	13.2	10	4	3	3	13	1	0	2	1	0	2	0	83-36	1	0	1	1.98

CAREER STATS - OVERALL

YEAR	ERA	W-L	APP	GS	CG	SHO	CBO	SV	IP	H	R	ER	BB	SO	2B	3B	HR	BF	B/AVG	WP	HBP	BK	SFA	SHA
2016	1.98	1--0	8	0	0	0	1	1	13.2	10	4	3	3	13	1	0	2	56	.196	1	2	0	0	0
TOTAL	1.98	1--0	8	0	0	0	1	1	13.2	10	4	3	3	13	1	0	2	56	.196	1	2	0	0	0

CAREER STATS - CONFERENCE

YEAR	ERA	W-L	APP	GS	CG	SHO	CBO	SV	IP	H	R	ER	BB	SO	2B	3B	HR	BF	B/AVG	WP	HBP	BK	SFA	SHA
2016	3.38	0--0	2	0	0	0	0	0	2.2	4	2	1	0	1	0	0	1	12	.333	1	0	0	0	0
TOTAL	3.38	0--0	2	0	0	0	0	0	2.2	4	2	1	0	1	0	0	1	12	.333	1	0	0	0	0



#43 ZACK BURDI

Junior | RHP

6-3 | 205 | R/R

Downers Grove, Ill. (Downers Grove South HS)

2016 HIGHLIGHTS: Had two strikeouts in 1.1 innings of perfect relief to close Louisville's April 9 win at No. 5 Florida State. Made a pair of scoreless relief appearances in sweep of Virginia Tech, including 1.2 innings of shutout work with three strikeouts to earn the save in the series finale.

Recorded second save of the season after striking out two in one inning of work at No. 5 Miami on March 20. Earned first save of the season with a scoreless ninth inning in March 12 win over Notre Dame. Was credited with first one of the season striking out both batters faced, including one with a 100 mph fastball, in March 11 series-opening win against Fighting Irish. Registered 100 mph on the Patterson Stadium scoreboard and struck out two during a scoreless ninth inning against Longwood on March 8. Had two strikeouts in a scoreless ninth inning against Princeton on March 6.

Required only five pitches to record three outs, including a strikeout, in one inning of perfect relief at No. 21 Ole Miss on Feb. 28. Needed just 13 pitches to record two strikeouts in a perfect ninth inning in season debut on Feb. 21 against SIU Edwardsville.

SEASON HIGHS	
IP:	1.2 (4/4 vs. Virginia Tech)
K:	3 (4/4 vs. Virginia Tech)
BB:	1 (6 games)
H:	5 (3/18 at Miami)
R:	4 (3/18 at Miami)
ER:	4 (3/18 at Miami)
WP:	-
HIT BATTERS:	1 (2 games)
SCORELESS	6.2 (2/21-3/18)
CAREER HIGHS	
	3.2 (3/21/15 at Notre Dame)
	4 (5/16/15 at NC State)
	3 (3/30/14 vs. Xavier)
	5 (3/18/16 at Miami)
	4 (2 games)
	4 (3/18/16 at Miami)
	1 (4/30/14 vs. Ohio State)
	2 (2/19/14 vs. E. Kentucky)
	13.1 (5/25/14-4/18/15)

CAREER HONORS

- 2016 Team Captain
- 2015 Third Team Louisville Slugger All-America
- 2015 USA Baseball Collegiate National Team
- 2015 All-ACC First Team

2015 GAME-BY-GAME STATS

DATE	OPPONENT	GS	IP	H	R	ER	BB	SO	2B	3B	HR	WP	BK	HBP	IBB	SCORE	W	L	SV	ERA	
FEB 21, 2016	SIU EDWARDSVILLE		1.0	0	0	0	0	2	0	0	0	0	0	0	0	10-1	0	0	0	0.00	
FEB 28, 2016	OLE MISS		1.0	0	0	0	0	1	0	0	0	0	0	0	0	2-4	0	0	0	0.00	
MAR 06, 2016	PRINCETON		1.0	0	0	0	1	2	0	0	0	0	0	0	0	11-0	0	0	0	0.00	
MAR 08, 2016	LONGWOOD		1.0	0	0	0	1	2	0	0	0	0	0	0	0	10-1	0	0	0	0.00	
MAR 11, 2016	NOTRE DAME-1		0.2	0	0	0	0	2	0	0	0	0	0	0	0	4-3	1	0	0	0.00	
MAR 12, 2016	NOTRE DAME		1.0	0	0	0	0	1	0	0	0	0	0	1	0	1-0	1	0	1	0.00	
MAR 18, 2016	MIAMI (FL)		1.0	5	4	4	0	2	0	0	1	0	0	1	0	4-8	1	1	1	5.40	
MAR 20, 2016	MIAMI (FL)		1.0	0	0	0	1	2	0	0	0	0	0	0	0	4-3	1	1	2	4.70	
MAR 27, 2016	VIRGINIA		0.1	0	0	0	0	1	0	0	0	0	0	0	0	15-0	1	1	2	4.50	
MAR 29, 2016	WKU		1.0	0	0	0	1	1	0	0	0	0	0	0	0	17-0	1	1	2	4.00	
APR 02, 2016	VIRGINIA TECH		1.0	0	0	0	1	1	0	0	0	0	0	0	0	8-4	1	1	2	3.60	
APR 04, 2016	VIRGINIA TECH		1.2	0	0	0	1	3	0	0	0	0	0	0	0	9-3	1	1	3	3.09	
APR 09, 2016	FLORIDA STATE		1.1	0	0	0	0	2	0	0	0	0	0	0	0	7-1	1	1	3	2.77	
TOTALS			0	13.0	5	4	4	6	22	0	0	1	0	0	2	0	102-28	1	1	3	2.77

CAREER STATS - OVERALL

YEAR	ERA	W-L	APP	GS	CG	SHO	CBO	SV	IP	H	R	ER	BB	SO	2B	3B	HR	BF	B/AVG	WP	HBP	BK	SFA	SHA
2014	4.35	1--0	13	0	0	0	2	0	10.1	8	8	5	7	6	0	0	0	47	.216	1	2	0	0	1
2015	0.92	6--1	20	0	0	0	2	9	29.1	16	6	3	8	30	0	0	2	112	.162	2	2	0	0	3
2016	2.77	1--1	13	0	0	0	4	3	13.0	5	4	4	6	22	0	0	1	51	.122	0	2	0	1	1
TOTAL	2.05	8--2	46	0	0	0	8	12	52.2	29	18	12	21	58	0	0	3	210	.164	3	6	0	1	5

CAREER STATS - CONFERENCE

YEAR	ERA	W-L	APP	GS	CG	SHO	CBO	SV	IP	H	R	ER	BB	SO	2B	3B	HR	BF	B/AVG	WP	HBP	BK	SFA	SHA
2014	6.00	0--0	3	0	0	0	0	0	3.0	4	4	2	1	2	0	0	0	13	.364	0	0	0	0	1
2015	0.95	4--0	12	0	0	0	2	6	19.0	11	5	2	7	20	0	0	1	73	.169	2	0	0	0	1
2016	4.50	1--1	8	0	0	0	2	3	8.0	5	4	4	3	14	0	0	1	33	.192	0	2	0	1	1
TOTAL	2.40	5--1	23	0	0	0	4	9	30.0	20	13	8	11	36	0	0	2	119	.196	2	2	0	1	3



#14 AUSTIN CLEMONS

RS-Freshman | OF/C

6-2 | 210 | R/R

Louisville, Ky. (St. Xavier HS)

2016 HIGHLIGHTS: Scored first collegiate run after earning a walk and later scoring in March 15 win against Xavier. Connected for first hit and RBI with a run-scoring single against Princeton on March 6. Made collegiate debut against SIU Edwardville on Feb. 19 coming off the bench to

AB:	SEASON HIGHS	CAREER HIGHS
H:	2 (2 games)	2 (2 games)
2B:	1 (3/6 vs. Princeton)	1 (3/6/16 vs. Princeton)
3B:	-	-
HR:	-	-
RBI:	1 (3/6 vs. Princeton)	1 (3/6/16 vs. Princeton)
R:	1 (3/15 vs. Xavier)	1 (3/15/16 vs. Xavier)
SB:	-	-
PO:	4 (3/27 vs. Virginia)	4 (3/27/16 vs. Virginia)
A:	-	-
H STREAK:	1 (3/6)	1 (3/6/16)

close the game in left field.

2016 GAME-BY-GAME STATS

DATE	OPPONENT	GS	AB	R	H	RBI	2B	3B	HR	BB	IBB	SB	CS	HBP	SAC	SF	GDP	K	PO	A	E	AVG
FEB 19, 2016	SIU EDWARDSVILLE	2	0	0	0	0	0	0	0	0	0	0	0	0	0	0	1	0	2	0	0	.000
FEB 20, 2016	SIU EDWARDSVILLE	2	0	0	0	0	0	0	0	0	0	0	0	0	0	0	0	1	1	0	0	.000
FEB 21, 2016	SIU EDWARDSVILLE	1	0	0	0	0	0	0	0	0	0	0	0	0	0	0	0	0	0	0	0	.000
FEB 23, 2016	EASTERN KENTUCKY	0	0	0	0	0	0	0	0	1	0	0	0	0	0	0	0	0	1	0	0	.000
MAR 05, 2016	PRINCETON	1	0	0	0	0	0	0	0	0	0	0	0	0	0	0	0	1	1	0	0	.000
MAR 06, 2016	PRINCETON	1	0	1	1	0	0	0	0	0	0	0	0	0	0	0	0	0	2	0	0	.143
MAR 08, 2016	LONGWOOD	1	0	0	0	0	0	0	0	0	0	0	0	0	0	0	0	1	1	0	0	.125
MAR 15, 2016	XAVIER	0	1	0	0	0	0	0	0	1	0	0	0	0	0	0	0	0	0	0	0	.125
MAR 16, 2016	WRIGHT STATE	1	0	0	0	0	0	0	0	0	0	0	0	0	0	0	0	0	0	0	0	.111
MAR 27, 2016	VIRGINIA	1	0	0	0	0	0	0	0	0	0	0	0	0	0	0	0	1	4	0	0	.100
MAR 29, 2016	WKU	1	0	0	0	0	0	0	0	0	0	0	0	0	0	0	0	0	0	0	0	.091
APR 03, 2016	VIRGINIA TECH	1	0	0	0	0	0	0	0	0	0	0	0	0	0	0	0	1	1	0	0	.083
APR 10, 2016	FLORIDA STATE	1	0	0	0	0	0	0	0	0	0	0	0	0	0	0	0	1	0	0	0	.077
TOTALS		0	13	1	1	1	0	0	0	2	0	0	0	0	0	0	1	6	13	0	0	.077

CAREER STATS - OVERALL

YEAR	AVG	GP	GS	AB	R	H	2B	3B	HR	RBI	TB	SLG%	BB	HBP	SO	GDP	OB%	SF	SH	SB	A	PO	A	E	FLD%
2016	.077	13	0	13	1	1	0	0	0	1	1	.077	2	0	6	1	.200	0	0	0	0	13	0	0	1.000
TOTAL	.077	13	0	13	1	1	0	0	0	1	1	.077	2	0	6	1	.200	0	0	0	0	13	0	0	1.000

CAREER STATS - CONFERENCE

YEAR	AVG	GP	GS	AB	R	H	2B	3B	HR	RBI	TB	SLG%	BB	HBP	SO	GDP	OB%	SF	SH	SB	A	PO	A	E	FLD%
2016	.000	3	0	3	0	0	0	0	0	0	0	.000	0	0	3	0	.000	0	0	0	0	5	0	0	1.000
TOTAL	.000	3	0	3	0	0	0	0	0	0	0	.000	0	0	3	0	.000	0	0	0	0	5	0	0	1.000



#6 CHANDLER DALE

RS-Freshman | RHP

6-3 | 205 | R/R

Jeffersonville, Ind. (Jeffersonville HS)

2016 HIGHLIGHTS: Had two strikeouts in an inning of perfect relief against Virginia Tech on April 3. Made fourth straight scoreless relief outing with an inning against Wright State on March 16. Had one strikeout in a scoreless inning of relief against Princeton on March 6. Pitched 1.1

innings of shutout relief at No. 21 Ole Miss on Feb. 26. Delivered a scoreless inning of relief with one strikeout in season debut on Feb. 20 against SIU Edwardsville.

SEASON HIGHS	CAREER HIGHS
IP: 1.1 (2/26 at Ole Miss)	1.1 (2/26/16 at Ole Miss)
K: 2 (4/3 vs. Virginia Tech)	2 (4/3/16 vs. Virginia Tech)
BB: 2 (2/20 vs. SIUE)	2 (2/20/16 vs. SIUE)
H: 1 (2 games)	2 (2/24/15 vs. Butler)
R: -	1 (2/24/15 vs. Butler)
ER: -	1 (2/24/15 vs. Butler)
WP: 1 (3/16 vs. Wright St)	1 (3/16/16 vs. Wright St)
HIT BATTERS: -	-
SCORELESS: 5.1 (2/20-4/3)	5.1 (2/20/16-4/3/16)
STREAK: -	-

2016 GAME-BY-GAME STATS

DATE	OPPONENT	GS	IP	H	R	ER	BB	SO	2B	3B	HR	WP	BK	HBP	IBB	SCORE	W	L	SV	ERA
FEB 20, 2016	SIU EDWARDSVILLE		1.0	0	0	0	2	1	0	0	0	0	0	0	0	12-0	0	0	0	0.00
FEB 26, 2016	OLE MISS		1.1	1	0	0	1	0	0	0	0	0	0	0	0	5-6	0	0	0	0.00
MAR 06, 2016	PRINCETON		1.0	0	0	0	1	1	0	0	0	0	0	0	0	11-0	0	0	0	0.00
MAR 16, 2016	WRIGHT STATE		1.0	1	0	0	0	0	0	0	0	1	0	0	0	9-1	0	0	0	0.00
APR 03, 2016	VIRGINIA TECH		1.0	0	0	0	0	2	0	0	0	0	0	0	0	13-0	0	0	0	0.00
TOTALS		0	5.1	2	0	0	4	4	0	0	0	1	0	0	0	50-7	0	0	0	0.00

CAREER STATS - OVERALL

YEAR	ERA	W-L	APP	GS	CG	SHO	CBO	SV	IP	H	R	ER	BB	SO	2B	3B	HR	BF	B/AVG	WP	HBP	BK	SFA	SHA
2015	9.00	0--0	1	0	0	0	0	0	1.0	2	1	1	1	1	0	0	0	6	.400	0	0	0	0	0
2016	0.00	0--0	5	0	0	0	3	0	5.1	2	0	0	4	4	0	0	0	22	.111	1	0	0	0	0
TOTAL	1.42	0--0	6	0	0	0	3	0	6.1	4	1	1	5	5	0	0	0	28	.174	1	0	0	0	0

CAREER STATS - CONFERENCE

YEAR	ERA	W-L	APP	GS	CG	SHO	CBO	SV	IP	H	R	ER	BB	SO	2B	3B	HR	BF	B/AVG	WP	HBP	BK	SFA	SHA
2016	0.00	0--0	1	0	0	0	1	0	1.0	0	0	0	0	2	0	0	0	3	.000	0	0	0	0	0
TOTAL	0.00	0--0	1	0	0	0	1	0	1.0	0	0	0	0	2	0	0	0	3	.000	0	0	0	0	0



#10 DREW ELLIS

RS-Freshman | 3B

6-3 | 210 | R/R

Jeffersonville, Ind. (Jeffersonville HS)

2016 HIGHLIGHTS: Made first career start in left field and made perfect throw home to cut down a runner at the plate in April 4 win over Virginia Tech. Came off the bench for a single, one RBI and scored twice in March 29 win at WKU. Made first collegiate start against Wright State on March

16 and was 1-for-1 with a double, three RBI, two walks and a run scored. Came off the bench

for a single and RBI in win over Xavier on March 15. Singled and scored first collegiate run in March 8 win over Longwood. Earned first career hit with a single against SIU Edwardsville on Feb. 20. Made collegiate debut against SIUE on Feb. 19 coming off the bench to close the game at third base.

	SEASON HIGHS	CAREER HIGHS
AB:	2 (2 games)	2 (2 games)
H:	1 (5 games)	1 (5 games)
2B:	1 (3/16 vs. Wright St)	1 (3/16/16 vs. Wright St)
3B:	-	-
HR:	-	-
RBI:	3 (3/16 vs. Wright St)	3 (3/16/16 vs. Wright St)
R:	2 (3/29 at WKU)	2 (3/29 at WKU)
SB:	-	-
PO:	3 (3/16 vs. Wright St)	3 (3/16/16 vs. Wright St)
A:	3 (3/15 vs. Xavier)	3 (3/15/16 vs. Wright St)
H STREAK:	4 (3/8-3/29)	4 (3/8/16-3/29/16)

2016 GAME-BY-GAME STATS

DATE	OPPONENT	GS	AB	R	H	RBI	2B	3B	HR	BB	IBB	SB	CS	HBP	SAC	SF	GDP	K	PO	A	E	AVG
FEB 19, 2016	SIU EDWARDSVILLE	2	0	0	0	0	0	0	0	0	0	0	0	0	0	0	0	1	0	1	0	.000
FEB 20, 2016	SIU EDWARDSVILLE	1	0	1	0	0	0	0	0	0	0	0	0	0	0	0	0	0	0	1	0	.333
FEB 21, 2016	SIU EDWARDSVILLE	1	0	0	0	0	0	0	0	0	0	0	0	0	0	0	0	0	0	1	0	.250
FEB 23, 2016	EASTERN KENTUCKY	1	0	0	0	0	0	0	0	0	0	0	0	0	0	0	0	0	1	1	0	.200
MAR 02, 2016	MOREHEAD STATE	0	0	0	0	0	0	0	0	0	0	0	0	0	0	0	0	0	0	1	0	.200
MAR 05, 2016	PRINCETON	1	0	0	0	0	0	0	0	0	0	0	0	0	0	0	0	0	0	0	0	.167
MAR 06, 2016	PRINCETON	1	0	0	0	0	0	0	0	0	0	0	0	0	0	0	0	0	0	0	0	.143
MAR 08, 2016	LONGWOOD	1	1	1	0	0	0	0	0	0	0	0	0	0	0	0	0	0	0	0	0	.250
MAR 15, 2016	XAVIER	1	0	1	1	0	0	0	0	0	0	0	0	0	0	0	0	0	0	3	0	.333
MAR 16, 2016	WRIGHT STATE	*	1	1	1	3	1	0	0	2	0	0	1	0	0	1	0	0	3	2	0	.400
MAR 18, 2016	MIAMI (FL)	0	0	0	0	0	0	0	0	0	0	0	0	0	0	0	0	0	0	0	0	.400
MAR 26, 2016	VIRGINIA	0	0	0	1	0	0	0	1	0	0	0	0	0	0	0	0	0	0	0	0	.400
MAR 27, 2016	VIRGINIA	0	0	0	0	0	0	0	0	1	0	0	0	0	0	0	0	0	0	2	0	.400
MAR 29, 2016	WKU	1	2	1	1	0	0	0	0	1	0	0	0	0	0	0	0	0	1	0	0	.455
APR 03, 2016	VIRGINIA TECH	1	1	0	0	0	0	0	0	0	0	0	0	0	0	0	0	0	0	0	0	.417
APR 04, 2016	VIRGINIA TECH	*	2	0	0	0	0	0	0	0	0	0	0	0	1	0	0	0	2	1	0	.357
APR 10, 2016	FLORIDA STATE	*	1	1	0	0	0	0	0	1	0	0	0	1	0	0	0	1	1	0	0	.333
TOTALS		3	15	6	5	6	1	0	0	6	0	0	1	1	1	1	0	2	8	13	0	.333

CAREER STATS - OVERALL

YEAR	AVG	GP	GS	AB	R	H	2B	3B	HR	RBI	TB	SLG%	BB	HBP	SO	GDP	OB%	SF	SH	SB	A	PO	A	E	FLD%
2016	.333	17	3	15	6	5	1	0	0	6	6	.400	6	1	2	0	.522	1	1	0	1	8	13	0	1.000
TOTAL	.333	17	3	15	6	5	1	0	0	6	6	.400	6	1	2	0	.522	1	1	0	1	8	13	0	1.000

CAREER STATS - CONFERENCE

YEAR	AVG	GP	GS	AB	R	H	2B	3B	HR	RBI	TB	SLG%	BB	HBP	SO	GDP	OB%	SF	SH	SB	A	PO	A	E	FLD%
2016	.000	6	2	4	2	0	0	0	0	1	0	.000	3	1	1	0	.500	0	1	0	0	3	3	0	1.000
TOTAL	.000	6	2	4	2	0	0	0	0	1	0	.000	3	1	1	0	.500	0	1	0	0	3	3	0	1.000



#42 COLBY FITCH

Sophomore | C

5-11 | 205 | L/R

Rocheport, Mo. (Columbia Hickman HS)

2016 HIGHLIGHTS: Homered and scored twice at No. 5 Florida State on April 8. Finished 2-for-4 with three-run homer in March 29 win at WKU. Was 3-for-4 with a home run, triple and three RBI in 11-4 win over No. 9 Virginia on March 26. Registered fifth straight multi-hit game finishing

2-for-3 with a double, one RBI and two runs scored in March 23 win at Purdue. Matched a career-

high for hits finishing 3-for-4 with two doubles and two RBI in March 19 loss at No. 5 Miami. Registered third straight two-hit performance in March 15 win over Xavier. Was 2-for-3 with a double and scored twice in March 11 win over Notre Dame. Came off the bench and was 2-for-2 with one RBI in March 8 win over Longwood. Hit his second home run of the season sending it off the scoreboard at Patterson Stadium in March 2 win over Morehead State. Connected for first collegiate home run, a solo shot to right center, on his first pitch of the season as a pinch hitter against SIU Edwardsville on Feb. 19.

2016 GAME-BY-GAME STATS

DATE	OPPONENT	GS	AB	R	H	RBI	2B	3B	HR	BB	IBB	SB	CS	HBP	SAC	SF	GDP	K	PO	A	E	AVG
FEB 19, 2016	SIU EDWARDSVILLE		1	1	1	2	0	0	1	0	0	0	0	0	0	0	0	0	0	0	0	1.000
FEB 20, 2016	SIU EDWARDSVILLE	*	2	2	1	0	0	0	0	2	0	0	0	0	0	0	0	0	13	1	0	.667
FEB 21, 2016	SIU EDWARDSVILLE		0	0	0	0	0	0	0	1	0	0	0	0	0	0	0	0	0	0	0	.667
FEB 23, 2016	EASTERN KENTUCKY		1	0	0	0	0	0	0	0	0	0	0	0	0	0	0	0	0	0	0	.500
FEB 27, 2016	OLE MISS	*	4	0	1	1	0	0	0	0	0	0	0	0	0	0	0	0	8	0	0	.375
MAR 02, 2016	MOREHEAD STATE	*	4	1	1	1	0	0	1	0	0	0	0	0	0	0	0	2	6	0	0	.333
MAR 05, 2016	PRINCETON	*	2	0	1	0	0	0	0	1	0	0	0	0	0	0	0	0	6	3	0	.357
MAR 06, 2016	PRINCETON		1	0	0	0	0	0	0	0	0	0	0	0	0	0	0	0	0	0	0	.333
MAR 08, 2016	LONGWOOD		2	1	2	1	0	0	0	0	0	0	0	0	0	0	0	0	3	0	0	.412
MAR 11, 2016	NOTRE DAME-2	*	3	2	2	0	1	0	0	1	0	0	0	0	0	0	0	0	13	3	0	.450
MAR 15, 2016	XAVIER	*	3	1	2	0	0	0	0	1	0	0	0	0	0	0	0	0	5	0	0	.478
MAR 19, 2016	MIAMI (FL)	*	4	0	3	2	2	0	0	0	0	0	0	0	0	0	0	0	8	0	0	.519
MAR 23, 2016	PURDUE	*	3	2	2	1	1	0	0	0	0	0	0	0	0	0	0	1	0	0	0	.533
MAR 25, 2016	VIRGINIA	*	4	0	1	0	0	0	0	0	0	0	0	0	0	0	0	1	0	0	0	.500
MAR 26, 2016	VIRGINIA	*	4	2	3	3	0	1	1	1	0	0	0	0	0	0	0	0	7	2	0	.526
MAR 27, 2016	VIRGINIA		1	0	0	0	0	0	0	0	0	0	0	0	0	0	0	0	0	0	0	.513
MAR 29, 2016	WKU	*	4	2	2	3	0	0	1	1	0	0	0	0	0	0	0	0	0	0	0	.512
APR 02, 2016	VIRGINIA TECH	*	4	0	0	0	0	0	0	1	0	0	0	0	0	0	0	1	12	0	0	.468
APR 03, 2016	VIRGINIA TECH		1	0	0	0	0	0	0	0	0	0	0	0	0	0	0	0	0	0	0	.458
APR 04, 2016	VIRGINIA TECH	*	3	0	1	2	0	0	0	2	0	0	0	0	0	0	0	1	0	0	0	.451
APR 08, 2016	FLORIDA STATE	*	4	2	1	1	0	0	1	1	0	0	0	0	0	0	0	0	7	1	0	.436
APR 10, 2016	FLORIDA STATE	*	2	0	1	1	0	0	0	0	0	0	1	1	0	0	0	1	0	0	0	.439
TOTALS			15	57	16	25	18	4	1	5	12	0	0	1	1	0	0	7	88	10	0	.439

CAREER STATS - OVERALL

YEAR	AVG	GP	GS	AB	R	H	2B	3B	HR	RBI	TB	SLG%	BB	HBP	SO	GDP	OB%	SF	SH	SB	A	PO	A	E	FLD%
2015	.269	29	20	78	6	21	4	1	0	14	27	.346	5	1	17	0	.321	0	1	0	0	152	19	5	.972
2016	.439	22	15	57	16	25	4	1	5	18	46	.807	12	1	7	0	.543	0	0	0	1	88	10	0	1.000
TOTAL	.341	51	35	135	22	46	8	2	5	32	73	.541	17	2	24	0	.422	0	1	0	1	240	29	5	.982

CAREER STATS - CONFERENCE

YEAR	AVG	GP	GS	AB	R	H	2B	3B	HR	RBI	TB	SLG%	BB	HBP	SO	GDP	OB%	SF	SH	SB	A	PO	A	E	FLD%
2015	.310	15	11	42	5	13	3	0	0	10	16	.381	4	1	8	0	.383	0	1	0	0	86	9	4	.960
2016	.400	10	8	30	6	12	3	1	2	9	23	.767	6	1	4	0	.514	0	0	0	1	47	6	0	1.000
TOTAL	.347	25	19	72	11	25	6	1	2	19	39	.542	10	2	12	0	.440	0	1	0	1	133	15	4	.974



#16 KYLE FUNKHOUSER

Senior | RHP

6-3 | 225 | R/R

Oak Forest, Ill. (Oak Forest HS)

2016 HIGHLIGHTS: Ranks first at Louisville in career wins (29), strikeouts (328), innings pitched (332.2) and starts (49). Equaled school record for career wins and starts in April 4 victory over Virginia Tech after finishing with 11 strikeouts and allowing just one run in seven inning. Worked a season-high eight innings allowing just one run on three hits in no-decision against Notre Dame on March 11. Matched a career-high with 12 strikeouts in seven strong innings during a victorious start against Princeton on March 4. Earned first win of the season on Feb. 19 against SIU Edwardsville after striking out three in five innings.

IP:	8.0 (3/11 vs. Notre Dame)	CAREER HIGHS
K:	12 (3/4 vs. Princeton)	9.0 (2 games)
BB:	7 (2/26 at Ole Miss)	12 (3 games)
H:	7 (2 games)	8 (4/17/14 at UCF)
R:	8 (4/10 at Florida State)	9 (2 games)
ER:	8 (4/10 at Florida State)	8 (4/10/16 at Florida State)
WP:	2 (3/11 vs. Notre Dame)	8 (4/10/16 at Florida State)
HIT BATTERS:	1 (2 games)	2 (4 games)
SCORELESS	9.0 (3/4-3/11)	2 (5 games)
STREAK:		29.1 (4/17/14-5/15/14)

CAREER HONORS

- 2015 MLB Draft - 1st Round (35th overall) - Dodgers
- 2015 Third Team Louisville Slugger All-America
- 2015 All-ACC First Team
- 2015 All-ACC Academic Team
- 2014 First Team ABCA All-America
- 2014 Second Team Louisville Slugger All-America
- 2014 Second Team NCBWA All-America
- 2014 Third Team Baseball America All-America
- 2014 Third Team Perfect Game All-America
- 2014 Louisville Regional All-Tournament Team
- 2014 First Team All-American Conference
- 2013 Louisville Slugger Freshman All-America

2016 GAME-BY-GAME STATS

2016 GAME LOG		GAME STATS																			
DATE	OPPONENT	GS	IP	H	R	ER	BB	SO	2B	3B	HR	WP	BK	HBP	IBB	SCORE	W	L	SV	ERA	
FEB 19, 2016	SIU EDWARDSVILLE	*	5.0	7	2	2	4	3	0	0	0	0	0	0	0	21-4	1	0	0	3.60	
FEB 26, 2016	OLE MISS	*	3.2	3	6	6	7	6	0	0	1	1	0	0	0	5-6	1	1	0	8.31	
MAR 04, 2016	PRINCETON	*	7.0	4	2	2	1	12	1	0	0	0	0	0	0	4-2	2	1	0	5.74	
MAR 11, 2016	NOTRE DAME-1	*	8.0	3	1	1	2	2	0	0	1	2	0	1	0	4-3	2	1	0	4.18	
MAR 18, 2016	MIAMI (FL)	*	5.0	4	3	3	5	4	0	0	1	0	0	0	0	4-8	2	1	0	4.40	
MAR 25, 2016	VIRGINIA	*	6.1	7	5	5	4	5	1	0	1	0	0	1	0	3-6	2	2	0	4.89	
APR 04, 2016	VIRGINIA TECH	*	7.0	5	1	1	4	11	2	0	0	1	0	0	0	9-3	3	2	0	4.29	
APR 10, 2016	FLORIDA STATE	*	3.1	6	8	8	4	4	1	0	1	1	0	0	0	5-16	3	3	0	5.56	
TOTALS			8	45.1	39	28	28	31	47	5	0	5	5	0	2	0	55-48	3	3	0	5.56

CAREER STATS - OVERALL

YEAR	ERA	W-L	APP	GS	CG	SHO	CBO	SV	IP	H	R	ER	BB	SO	2B	3B	HR	BF	B/AVG	WP	HBP	BK	SFA	SHA
2013	2.14	5--1	22	6	1	1	1	1	54.2	43	21	13	25	55	8	2	1	235	.214	2	4	2	1	3
2014	1.94	13-3	18	18	0	0	4	0	120.1	85	33	26	65	122	10	1	2	506	.201	9	8	1	3	8
2015	3.20	8--5	17	17	1	0	2	0	112.1	97	51	40	45	104	13	2	2	486	.228	5	8	0	3	5
2016	5.56	3--3	8	8	0	0	0	0	45.1	39	28	28	31	47	5	0	5	199	.239	5	2	0	0	3
TOTAL	2.89	29-12	65	49	2	1	7	1	332.2	264	133	107	166	328	36	5	10	1426	.218	21	22	3	7	19

CAREER STATS - CONFERENCE

YEAR	ERA	W-L	APP	GS	CG	SHO	CBO	SV	IP	H	R	ER	BB	SO	2B	3B	HR	BF	B/AVG	WP	HBP	BK	SFA	SHA
2013	2.70	0--0	3	0	0	0	0	0	3.1	3	3	1	3	4	0	0	0	16	.250	0	0	0	0	1
2014	0.99	7--1	8	8	0	0	2	0	54.2	34	8	6	33	58	3	0	1	228	.183	3	4	0	1	4
2015	3.56	5--2	10	10	0	0	2	0	65.2	54	27	26	31	55	9	2	1	282	.224	3	4	0	2	4
2016	5.46	1--2	5	5	0	0	0	0	29.2	25	18	18	19	26	4	0	4	129	.238	4	2	0	0	3
TOTAL	2.99	13-5	26	23	0	0	4	0	153.1	116	56	51	86	143	16	2	6	655	.213	10	10	0	3	12



#29 DEVIN HAIRSTON

Sophomore | SS

5-7 | 162 | R/R

Lexington, Ky. (Tates Creek HS)

2016 HIGHLIGHTS: Was 2-for-5 with one RBI and scored twice in April 9 win at No. 5 Florida State. Finished 3-for-5 with a home run and three RBI in April 8 loss to the Seminoles. Hit safely in all three wins over Virginia Tech highlighted by 2-for-4 outing with a double and three RBI in April 3 victory over Hokies. Was 3-for-6 with a double and scored career best four runs in win at WKU on March 29. Finished 5-for-13 with three RBI and three runs scored in series win over No. 9 Virginia. Was 2-for-4 with a double, two RBI and a stolen base in March 23 win at Purdue. Doubled and drove in two runs in March 18 series-opener at No. 5 Miami. Went 3-for-4 with a double and scored twice in March 16 win over Wright State. Doubled, drove in two runs and scored three times in March 15 win against Xavier. Was 3-for-3 with two walks, double and one RBI in March 8 win over Longwood. Hit safely in all three games against Princeton, highlighted by a 2-for-3 outing with two RBI and a run scored in March 6 win. Was 2-for-4 with a double and one RBI in March 2 win over Morehead State. Hit safely in all three wins against SIU Edwardsville, including a 3-for-6 performance with two RBI and two runs scored in season-opener on Feb. 19.

	SEASON HIGHS	CAREER HIGHS
AB:	6 (2 games)	8 (3/21/15 at Notre Dame)
H:	3 (5 games)	4 (5/29/15 vs. Morehead St)
2B:	1 (9 games)	2 (2 games)
3B:	-	-
HR:	1 (4/8 at Florida State)	1 (2 games)
RBI:	3 (2 games)	3 (4 games)
R:	4 (3/29 at WKU)	4 (3/29/16 at WKU)
SB:	1 (3/23 at Purdue)	1 (3 games)
PO:	4 (3/29 at WKU)	4 (4 games)
A:	6 (2 games)	7 (3/24/15 vs. Indiana)
H STREAK:	10 (3/23-4/9)	10 (3/23/16-4/9/16)

CAREER HONORS

- 2015 All-ACC Academic Team
- 2015 NCAA Louisville Regional Most Outstanding Player
- 2015 NCAA Louisville Regional All-Tournament Team

2016 GAME-BY-GAME STATS

DATE	OPPONENT	GS	AB	R	H	RBI	2B	3B	HR	BB	IBB	SB	CS	HBP	SAC	SF	GDP	K	PO	A	E	AVG	
FEB 19, 2016	SIU EDWARDSVILLE	*	6	2	3	2	0	0	0	0	0	0	0	0	0	0	0	0	2	2	0	.500	
FEB 20, 2016	SIU EDWARDSVILLE	*	4	1	2	0	0	0	0	0	0	0	0	0	0	0	0	1	0	3	0	.500	
FEB 21, 2016	SIU EDWARDSVILLE	*	5	1	1	0	0	0	0	0	0	0	0	0	0	0	0	1	0	1	0	.400	
FEB 23, 2016	EASTERN KENTUCKY	*	4	0	2	0	0	0	0	0	0	0	0	0	0	0	0	0	0	2	0	.421	
FEB 26, 2016	OLE MISS	*	3	0	0	0	0	0	0	1	0	0	0	0	0	0	0	2	2	4	0	.364	
FEB 27, 2016	OLE MISS	*	4	0	1	0	0	0	0	0	0	0	0	0	0	0	0	0	2	3	0	.346	
FEB 28, 2016	OLE MISS	*	4	0	1	0	0	0	0	0	0	0	0	0	0	0	1	0	0	2	0	.333	
MAR 02, 2016	MOREHEAD STATE	*	4	1	2	1	1	0	0	0	0	0	0	0	0	0	0	0	2	2	0	.353	
MAR 04, 2016	PRINCETON	*	3	0	1	0	1	0	0	0	0	0	0	0	0	0	1	0	0	1	0	.351	
MAR 05, 2016	PRINCETON	*	4	0	1	1	0	0	0	0	0	0	0	0	0	0	0	0	0	3	0	.341	
MAR 06, 2016	PRINCETON	*	3	1	2	2	0	0	0	1	0	0	0	0	0	0	0	0	1	6	0	.364	
MAR 08, 2016	LONGWOOD	*	3	0	3	1	1	0	0	2	0	0	0	0	0	0	0	0	3	2	0	.404	
MAR 11, 2016	NOTRE DAME-1	*	5	0	2	0	0	0	0	0	0	0	0	0	0	0	0	1	3	2	0	.404	
MAR 11, 2016	NOTRE DAME-2	*	2	1	0	1	0	0	0	2	0	0	0	0	0	0	0	0	1	1	1	.389	
MAR 12, 2016	NOTRE DAME	*	2	0	0	0	0	0	0	0	0	0	0	0	1	0	0	2	2	2	0	.375	
MAR 15, 2016	XAVIER	*	2	3	1	2	1	0	0	1	0	0	0	1	0	0	0	0	3	3	0	.379	
MAR 16, 2016	WRIGHT STATE	*	4	2	3	0	1	0	0	0	0	0	0	0	0	0	0	1	3	2	0	.403	
MAR 18, 2016	MIAMI (FL)	*	3	0	1	2	1	0	0	0	0	0	0	0	0	1	0	2	1	2	0	.400	
MAR 19, 2016	MIAMI (FL)	*	4	0	0	0	0	0	0	0	0	0	0	0	0	0	1	2	3	3	0	.377	
MAR 20, 2016	MIAMI (FL)	*	3	0	0	1	0	0	0	0	0	0	0	0	0	1	0	0	1	3	1	.361	
MAR 23, 2016	PURDUE	*	4	1	2	2	1	0	0	1	0	1	0	0	0	0	0	0	2	2	0	.368	
MAR 25, 2016	VIRGINIA	*	4	0	2	1	0	0	0	0	0	0	0	0	0	0	0	1	2	0	0	.375	
MAR 26, 2016	VIRGINIA	*	5	3	2	0	0	0	0	0	0	0	0	0	0	0	0	1	3	4	1	.376	
MAR 27, 2016	VIRGINIA	*	4	0	1	2	0	0	0	1	0	0	0	0	0	0	1	0	3	4	0	.371	
MAR 29, 2016	WKU	*	6	4	3	1	1	0	0	0	0	0	0	0	0	0	1	0	4	6	0	.379	
APR 02, 2016	VIRGINIA TECH	*	4	2	1	0	0	0	0	1	0	0	0	0	0	0	0	0	2	2	0	.374	
APR 03, 2016	VIRGINIA TECH	*	4	2	2	3	1	0	0	1	0	0	0	0	0	0	0	0	0	2	0	.379	
APR 04, 2016	VIRGINIA TECH	*	3	1	1	0	0	0	0	0	0	0	0	0	1	0	0	1	1	0	0	.377	
APR 08, 2016	FLORIDA STATE	*	5	1	3	3	0	0	1	0	0	0	0	0	0	0	0	0	2	3	0	.387	
APR 09, 2016	FLORIDA STATE	*	5	2	2	1	0	0	0	0	0	0	0	0	0	0	0	1	1	5	0	.388	
APR 10, 2016	FLORIDA STATE	*	3	0	0	0	0	0	0	1	0	0	0	0	0	0	0	0	3	2	1	.378	
TOTALS			31	119	28	45	26	9	0	1	12	0	1	0	1	2	2	5	16	52	79	4	.378

CAREER STATS - OVERALL

YEAR	AVG	GP	GS	AB	R	H	2B	3B	HR	RBI	TB	SLG%	BB	HBP	SO	GDP	OB%	SF	SH	SB	A	PO	A	E	FLD%
2015	.212	60	56	189	26	40	9	0	1	32	52	.275	19	0	39	2	.274	7	7	2	3	75	167	11	.957
2016	.378	31	31	119	28	45	9	0	1	26	57	.479	12	1	16	5	.433	2	2	1	1	52	79	4	.970
TOTAL	.276	91	87	308	54	85	18	0	2	58	109	.354	31	1	55	7	.335	9	9	3	4	127	246	15	.961

CAREER STATS - CONFERENCE

YEAR	AVG	GP	GS	AB	R	H	2B	3B	HR	RBI	TB	SLG%	BB	HBP	SO	GDP	OB%	SF	SH	SB	A	PO	A	E	FLD%
2015	.155	30	30	103	11	16	3	0	0	13	19	.184	12	0	23	1	.235	4	4	1	1	38	92	7	.949
2016	.304	15	15	56	12	17	2	0	1	14	22	.393	6	0	11	2	.359	2	2	0	0	28	35	4	.940
TOTAL	.208	45	45	159	23	33	5	0	1	27	41	.258	18	0	34	3	.279	6	6	1	1	66	127	11	.946



#20 DREW HARRINGTON

Junior | LHP

6-2 | 229 | R/L

Elizabethtown, Ky. (Central Hardin HS)

2016 HIGHLIGHTS: Won sixth straight start and moved to 7-1 on the season after allowing only one run on just two hits with five strikeouts in 7.2 innings of dominant work at No. 5 Florida State on April 9. Improved to 6-1 on the season with six shutout innings in April 3 victory over

Virginia Tech. Pushed record to 5-1 with seven shutout innings against No. 9 Virginia on March 27. Moved to 4-1 on the season allowing two earned runs on just two hits with six strikeouts in 5.2 innings at No. 5 Miami on March 20. Delivered arguably best career collegiate start finishing with seven strikeouts and no walks while scattering five hits in a career-best eight shutout innings to earn the victory over Notre Dame on March 12. Improved to 2-1 on the season with six shutout innings and seven strikeouts in win over Princeton on March 6. Matched a career-high with nine strikeouts in a career-long six innings of shutout work and did not issue a walk in first collegiate weekend start in Feb. 21 win over SIU Edwardsville.

2016 GAME-BY-GAME STATS

DATE	OPPONENT	GS	IP	H	R	ER	BB	SO	2B	3B	HR	WP	BK	HBP	IBB	SCORE	W	L	SV	ERA
FEB 21, 2016	SIU EDWARDSVILLE	*	6.0	3	0	0	0	9	0	0	0	0	0	0	0	10-1	1	0	0	0.00
FEB 28, 2016	OLE MISS	*	5.1	8	4	4	0	4	0	0	1	1	0	0	0	2-4	1	1	0	3.18
MAR 06, 2016	PRINCETON	*	6.0	4	0	0	1	7	0	0	0	0	0	1	0	11-0	2	1	0	2.08
MAR 12, 2016	NOTRE DAME	*	8.0	5	0	0	0	7	0	0	0	0	0	0	0	1-0	3	1	0	1.42
MAR 20, 2016	MIAMI (FL)	*	5.2	2	3	2	3	6	1	0	1	0	0	2	0	4-3	4	1	0	1.74
MAR 27, 2016	VIRGINIA	*	7.0	4	0	0	0	2	0	0	0	0	0	0	0	15-0	5	1	0	1.42
APR 03, 2016	VIRGINIA TECH	*	6.0	5	0	0	4	3	1	0	0	0	0	1	0	13-0	6	1	0	1.23
APR 09, 2016	FLORIDA STATE	*	7.2	2	1	1	4	5	0	0	1	0	0	1	0	7-1	7	1	0	1.22
TOTALS			8	51.2	33	8	7	12	43	2	0	3	1	0	5	63-9	7	1	0	1.22

CAREER STATS - OVERALL

YEAR	ERA	W-L	APP	GS	CG	SHO	CBO	SV	IP	H	R	ER	BB	SO	2B	3B	HR	BF	B/AVG	WP	HBP	BK	SFA	SHA
2014	4.95	3--2	21	4	0	0	1	1	36.1	62	21	20	7	34	6	0	0	179	.380	5	4	0	1	4
2015	0.29	3--1	18	1	0	0	2	4	31.0	11	6	1	12	42	1	0	1	124	.102	4	4	0	0	0
2016	1.22	7--1	8	8	0	0	4	0	51.2	33	8	7	12	43	2	0	3	197	.186	1	5	0	1	2
TOTAL	2.12	13-4	47	13	0	0	7	5	119.0	106	35	28	31	119	9	0	4	500	.237	10	13	0	2	6

CAREER STATS - CONFERENCE

YEAR	ERA	W-L	APP	GS	CG	SHO	CBO	SV	IP	H	R	ER	BB	SO	2B	3B	HR	BF	B/AVG	WP	HBP	BK	SFA	SHA
2014	4.76	1--0	7	0	0	0	0	1	11.1	20	6	6	2	10	3	0	0	53	.400	1	1	0	0	0
2015	0.00	0--0	7	0	0	0	2	3	8.2	3	0	0	5	10	0	0	0	36	.097	1	0	0	0	0
2016	0.79	5--0	5	5	0	0	3	0	34.1	18	4	3	11	23	2	0	2	132	.155	0	4	0	0	1
TOTAL	1.49	6--0	19	5	0	0	5	4	54.1	41	10	9	18	43	5	0	2	221	.208	2	5	0	0	1



#15 LINCOLN HENZMAN

Sophomore | RHP

6-2 | 205 | R/R

Lexington, Ky. (Lexington Christian HS)

2016 HIGHLIGHTS: Worked out of a bases loaded, no outs situation with a strikeout and a 3-6-1 double-play against Wright State on March 16. Earned third career save working two innings of shutout relief against Princeton on March 4. Made two scoreless appearances out of the bullpen in the Cardinals' weekend series at No. 21 Ole Miss. Needed just 13 pitches to record two strikeouts in a perfect eighth inning in season debut on Feb. 21 against SIU Edwardsville.

IP:	2.2 (3/19 at Miami)	CAREER HIGHS	6.0 (5/20/15 vs. N. Carolina)
K:	3 (2 games)		6 (5/20/15 vs. N. Carolina)
BB:	2 (4/10 at Florida State)		2 (3 games)
H:	4 (2 games)		7 (4/22/15 vs. W. Kentucky)
R:	5 (4/10 at Florida State)		7 (4/22/15 vs. W. Kentucky)
ER:	5 (4/10 at Florida State)		5 (2 games)
WP:	1 (2 games)		2 (2 games)
HIT BATTERS:	1 (4/10 at Florida State)		1 (4 games)
SCORELESS	7.2 (2/21-3/11)		13.0 (3/17/15-4/22/15)
STREAK:			

CAREER HONORS

- 2015 Baseball America Freshman All-America
- 2015 D1Baseball Freshman All-America
- 2015 Louisville Slugger Freshman All-America
- 2015 All-ACC Academic Team
- 2015 ACC All-Freshman Team

2016 GAME-BY-GAME STATS

DATE	OPPONENT	GS	IP	H	R	ER	BB	SO	2B	3B	HR	WP	BK	HBP	IBB	SCORE	W	L	SV	ERA
FEB 21, 2016	SIU EDWARDSVILLE		1.0	0	0	0	0	2	0	0	0	0	0	0	0	10-1	0	0	0	0.00
FEB 26, 2016	OLE MISS		1.0	0	0	0	0	1	0	0	0	0	0	0	0	5-6	0	0	0	0.00
FEB 28, 2016	OLE MISS		1.2	0	0	0	0	2	0	0	0	0	0	0	0	2-4	0	0	0	0.00
MAR 04, 2016	PRINCETON		2.0	2	0	0	0	1	0	0	0	0	0	0	0	4-2	0	0	1	0.00
MAR 08, 2016	LONGWOOD		0.1	0	0	0	0	0	0	0	0	0	0	0	0	10-1	0	0	1	0.00
MAR 11, 2016	NOTRE DAME-1		2.1	4	2	2	0	2	1	1	0	0	0	0	0	4-3	0	0	1	2.16
MAR 16, 2016	WRIGHT STATE		1.0	2	0	0	1	1	0	0	0	0	0	0	0	9-1	0	0	1	1.93
MAR 19, 2016	MIAMI (FL)		2.2	4	2	1	0	3	2	0	0	1	0	0	0	3-6	0	0	1	2.25
MAR 27, 2016	VIRGINIA		1.0	2	0	0	0	0	0	0	0	0	0	0	0	15-0	0	0	1	2.08
APR 04, 2016	VIRGINIA TECH		0.1	2	2	2	1	1	1	0	0	0	1	0	0	9-3	0	0	1	3.38
APR 10, 2016	FLORIDA STATE		1.0	3	5	5	2	3	0	0	0	1	0	1	0	5-16	0	0	1	6.28
TOTALS		0	14.1	19	11	10	4	16	4	1	0	2	1	1	0	76-43	0	0	1	6.28

CAREER STATS - OVERALL

YEAR	ERA	W-L	APP	GS	CG	SHO	CBO	SV	IP	H	R	ER	BB	SO	2B	3B	HR	BF	B/AVG	WP	HBP	BK	SFA	SHA
2015	2.32	5--2	28	2	0	0	5	2	54.1	44	19	14	11	47	7	0	0	216	.223	9	3	1	1	4
2016	6.28	0--0	11	0	0	0	1	1	14.1	19	11	10	4	16	4	1	0	66	.339	2	1	1	1	4
TOTAL	3.15	5--2	39	2	0	0	6	3	68.2	63	30	24	15	63	11	1	0	282	.249	11	4	2	2	8

CAREER STATS - CONFERENCE

YEAR	ERA	W-L	APP	GS	CG	SHO	CBO	SV	IP	H	R	ER	BB	SO	2B	3B	HR	BF	B/AVG	WP	HBP	BK	SFA	SHA
2015	1.02	1--0	11	0	0	0	4	1	17.2	7	3	2	5	16	1	0	0	64	.121	1	0	0	0	1
2016	12.27	0--0	5	0	0	0	1	0	7.1	15	11	10	3	9	4	1	0	41	.469	2	1	1	1	4
TOTAL	4.32	1--0	16	0	0	0	5	1	25.0	22	14	12	8	25	5	1	0	105	.244	3	1	1	1	5

**#39 SHANE HUMMEL****Junior | RHP****6-0 | 200 | R/R****Olathe, Kan. (Olathe Northwest HS)**

2016 HIGHLIGHTS: Had two strikeouts in two shutout innings of relief against Virginia Tech on April 3. Allowed just one run on four hits in four innings in first start at Louisville on March 15 against Xavier. Struck out the side in order in a perfect inning of relief against Princeton on March 6.

Debuted with the Cardinals on Feb. 23 pitching two innings of relief against ECU.

IP:	SEASON HIGHS	CAREER HIGHS
K:	4.0 (3/15 vs. Xavier)	4.0 (3/1/16 vs. Xavier)
BB:	3 (3/6 vs. Princeton)	3 (3/6/16 vs. Princeton)
H:	2 (2/23 vs. ECU)	2 (2/23/16 vs. ECU)
R:	4 (3/15 vs. Xavier)	4 (3/15/16 vs. Xavier)
ER:	1 (2 games)	1 (2 games)
WP:	1 (2 games)	1 (2 games)
HIT BATTERS:	1 (2/23 vs. ECU)	1 (2/23/16 vs. ECU)
SCORELESS	-	-
STREAK:	5.2 (3/25-4/3)	5.2 (3/25/16-4/3/16)

2016 GAME-BY-GAME STATS

DATE	OPPONENT	GS	IP	H	R	ER	BB	SO	2B	3B	HR	WP	BK	HBP	IBB	SCORE	W	L	SV	ERA
FEB 23, 2016	EASTERN KENTUCKY		2.0	2	1	1	2	1	0	0	0	1	0	0	0	14-2	0	0	0	4.50
MAR 06, 2016	PRINCETON		1.0	0	0	0	0	3	0	0	0	0	0	0	0	11-0	0	0	0	3.00
MAR 15, 2016	XAVIER	*	4.0	4	1	1	1	0	1	0	0	0	0	0	0	11-1	0	0	0	2.57
MAR 25, 2016	VIRGINIA		0.2	0	0	0	0	0	0	0	0	0	0	0	0	3-6	0	0	0	2.35
APR 03, 2016	VIRGINIA TECH		2.0	1	0	0	0	2	0	0	0	0	0	0	0	13-0	0	0	0	1.86
TOTALS			1	9.2	7	2	2	3	6	1	0	1	0	0	0	52-9	0	0	0	1.86

CAREER STATS - OVERALL

YEAR	ERA	W-L	APP	GS	CG	SHO	CBO	SV	IP	H	R	ER	BB	SO	2B	3B	HR	BF	B/AVG	WP	HBP	BK	SFA	SHA
2016	1.86	0--0	5	1	0	0	2	0	9.2	7	2	2	3	6	1	0	0	38	.200	1	0	0	0	0
TOTAL	1.86	0--0	5	1	0	0	2	0	9.2	7	2	2	3	6	1	0	0	38	.200	1	0	0	0	0

CAREER STATS - CONFERENCE

YEAR	ERA	W-L	APP	GS	CG	SHO	CBO	SV	IP	H	R	ER	BB	SO	2B	3B	HR	BF	B/AVG	WP	HBP	BK	SFA	SHA
2016	0.00	0--0	2	0	0	0	1	0	2.2	1	0	0	0	2	0	0	0	8	.125	0	0	0	0	0
TOTAL	0.00	0--0	2	0	0	0	1	0	2.2	1	0	0	0	2	0	0	0	8	.125	0	0	0	0	0



#5 ANTHONY KIDSTON

Senior | RHP

6-2 | 195 | R/R

Defiance, Ohio (Defiance HS)

2016 HIGHLIGHTS: Recorded a perfect ninth inning of relief in March 23 win at Purdue. Had an inning of shutout relief against Wright State on March 16. Worked one inning of scoreless relief against Longwood on March 8. Recorded five strikeouts in two innings of shutout relief in season debut against SIU Edwardsville on Feb. 20.

SEASON HIGHS	CAREER HIGHS
IP: 2.0 (2/20 vs. SIUE)	8.0 (2 games)
K: 5 (2/20 vs. SIUE)	10 (2/28/15 vs. Xavier)
BB: 3 (4/10 at Florida State)	6 (3/30/13 vs. Notre Dame)
H: 2 (3/26 vs. Virginia)	9 (2 games)
R: 2 (3/2 vs. Morehead St)	7 (3/7/15 vs. Miami-FL)
ER: 2 (3/2 vs. Morehead St)	6 (3/7/15 vs. Miami-FL)
WP: 1 (2/20 vs. SIUE)	4 (2 games)
HIT BATTERS: -	3 (4/18/14 at UCF)
SCORELESS: 3.1 (3/8-3/26)	14.2 (2/17/13-3/13/13)
STREAK:	

CAREER HONORS

- 2015 Team Captain
- 2013 Louisville Slugger Freshman All-America

2016 GAME-BY-GAME PITCHING STATS

DATE	OPPONENT	GS	IP	H	R	ER	BB	SO	2B	3B	HR	WP	BK	HBP	IBB	SCORE	W	L	SV	ERA
FEB 20, 2016	SIU EDWARDSVILLE		2.0	1	0	0	1	5	0	0	0	1	0	0	0	12-0	0	0	0	0.00
MAR 02, 2016	MOREHEAD STATE		1.0	1	2	2	2	1	0	0	0	0	0	0	0	9-5	0	0	0	6.00
MAR 08, 2016	LONGWOOD		1.0	1	0	0	0	1	0	0	0	0	0	0	0	10-1	0	0	0	4.50
MAR 16, 2016	WRIGHT STATE		1.0	0	0	0	1	0	0	0	0	0	0	0	0	9-1	0	0	0	3.60
MAR 23, 2016	PURDUE		1.0	0	0	0	0	0	0	0	0	0	0	0	0	9-4	0	0	0	3.00
MAR 26, 2016	VIRGINIA		1.0	2	1	0	0	0	0	0	0	0	0	1	0	11-4	0	0	0	2.57
APR 10, 2016	FLORIDA STATE		1.0	1	1	1	3	1	0	0	0	0	0	0	0	5-16	0	0	0	3.38
TOTALS		0	8.0	6	4	3	7	8	0	0	0	1	0	1	0	65-31	0	0	0	3.38

CAREER PITCHING STATS - OVERALL

YEAR	ERA	W-L	APP	GS	CG	SHO	CBO	SV	IP	H	R	ER	BB	SO	2B	3B	HR	BF	B/AVG	WP	HBP	BK	SFA	SHA
2013	1.31	5--0	13	6	0	0	1	1	48.0	25	9	7	22	58	1	1	0	192	.152	7	2	2	0	3
2014	3.40	9--1	14	14	1	1	1	0	76.2	56	31	29	36	69	8	0	2	324	.215	13	13	0	3	11
2015	6.48	0--4	12	8	0	0	0	0	41.2	50	37	30	28	47	11	0	4	205	.305	14	5	1	1	7
2016	3.38	0--0	7	0	0	0	1	0	8.0	6	4	3	7	8	0	0	0	38	.200	1	1	0	0	0
TOTAL	3.56	14-5	46	28	1	1	3	1	174.1	137	81	69	93	182	20	1	6	759	.221	35	21	3	4	21

CAREER PITCHING STATS - CONFERENCE

YEAR	ERA	W-L	APP	GS	CG	SHO	CBO	SV	IP	H	R	ER	BB	SO	2B	3B	HR	BF	B/AVG	WP	HBP	BK	SFA	SHA
2013	1.64	1--0	5	4	0	0	0	0	22.0	14	6	4	12	20	1	0	0	92	.177	0	1	2	0	0
2014	4.54	4--0	7	7	1	1	0	0	35.2	26	18	18	21	29	1	0	2	155	.224	8	10	0	2	6
2015	17.55	0--1	3	1	0	0	0	0	6.2	13	15	13	5	3	4	0	0	41	.419	4	3	0	0	2
2016	4.50	0--0	2	0	0	0	0	0	2.0	3	2	1	3	1	0	0	0	12	.375	0	1	0	0	0
TOTAL	4.88	5--1	17	12	1	1	0	0	66.1	56	41	36	41	53	6	0	2	300	.239	12	15	2	2	8

**#40 SEAN LELAND****Sophomore | RHP****6-4 | 208 | R/R****Orland Park, Ill. (Carl Sandburg HS)**

2016 HIGHLIGHTS: Made season debut with two innings of relief against Eastern Kentucky on Feb. 23.

IP:	SEASON HIGHS	CAREER HIGHS
K:	2.0 (2/23 vs. ECU)	7.0 (4/28/15 vs. Kentucky)
BB:	-	4 (4/21/15 at Cincinnati)
H:	2 (2 games)	5 (5/20/15 vs. N. Carolina)
R:	3 (2/23 vs. ECU)	6 (4/28/15 at Kentucky)
ER:	2 (3/2 vs. Morehead St)	4 (5/20/15 vs. N. Carolina)
WP:	2 (3/2 vs. Morehead St)	4 (5/20/15 vs. N. Carolina)
HIT BATTERS:	-	1 (5 games)
SCORELESS	1 (3/15 vs. Xavier)	1 (5 games)
STREAK:	1.2 (2/23)	9.2 (3/15/15-4/21/15)

CAREER HONORS

- 2015 Louisville Slugger Freshman All-America

2016 GAME-BY-GAME STATS

DATE	OPPONENT	GS	IP	H	R	ER	BB	SO	2B	3B	HR	WP	BK	HBP	IBB	SCORE	W	L	SV	ERA
FEB 23, 2016	EASTERN KENTUCKY		2.0	3	1	1	2	0	1	0	0	0	0	0	0	14-2	0	0	0	4.50
MAR 02, 2016	MOREHEAD STATE		0.0	0	2	2	2	0	0	0	0	0	0	0	0	9-5	0	0	0	13.50
MAR 15, 2016	XAVIER		0.2	0	0	0	1	0	0	0	0	0	0	1	0	11-1	0	0	0	10.12
TOTALS		0	2.2	3	3	3	5	0	1	0	0	0	0	1	0	34-8	0	0	0	10.12

CAREER STATS - OVERALL

YEAR	ERA	W-L	APP	GS	CG	SHO	CBO	SV	IP	H	R	ER	BB	SO	2B	3B	HR	BF	B/AVG	WP	HBP	BK	SFA	SHA
2015	2.05	4--0	20	4	0	0	0	0	44.0	32	12	10	19	34	4	0	2	185	.203	5	4	0	3	1
2016	10.12	0--0	3	0	0	0	0	0	2.2	3	3	3	5	0	1	0	0	16	.300	0	1	0	0	0
TOTAL	2.51	4--0	23	4	0	0	0	0	46.2	35	15	13	24	34	5	0	2	201	.208	5	5	0	3	1

CAREER STATS - CONFERENCE

YEAR	ERA	W-L	APP	GS	CG	SHO	CBO	SV	IP	H	R	ER	BB	SO	2B	3B	HR	BF	B/AVG	WP	HBP	BK	SFA	SHA
2015	0.63	3--0	9	0	0	0	0	0	14.1	5	1	1	4	14	0	0	0	55	.102	3	1	0	1	0
TOTAL	0.63	3--0	9	0	0	0	0	0	14.1	5	1	1	4	14	0	0	0	55	.102	3	1	0	1	0



#35 COLIN LYMAN

Junior | OF

6-1 | 170 | L/R

Algonquin, Ill. (Huntley HS)

2016 HIGHLIGHTS: Was 2-for-4 with a double, triple and two runs scored on April 8 at No. 5 Florida State. Had two RBI in each of the first two games of the series sweep of Virginia Tech on April 2-4. Drove in career-best four runs while going 2-for-4 in win at WKU on March 29. Was

2-for-3 with two RBI and one stolen base in March 11 win over Notre Dame. Singled, drove in two runs and scored once in March 6 win over Princeton. Had two hits and a stolen base in Feb. 27 win at No. 21 Ole Miss. Hit safely in all three wins against SIU Edwardsville in season-opening sweep, including a pair of two-hit performances in the first two games of the series. Matched a career-high with three RBI in Feb. 20 win over SIUE.

AB:

SEASON HIGHS

H: 4 (8 games)
 2B: 2 (6 games)
 3B: 1 (3 games)
 HR: 1 (2 games)
 RBI: -
 R: 4 (3/29 at WKU)
 SB: 2 (4/8 at Florida State)
 PO: 1 (5 games)
 A: 3 (4 games)
 H STREAK: -
 6 (2/19-2/27)

CAREER HIGHS

5 (4 games)
 2 (11 games)
 2 (3/28/14 vs. Xavier)
 1 (4 games)
 -
 4 (3/29/16 at WKU)
 2 (4 games)
 2 (2 games)
 4 (2 games)
 1 (2 games)
 6 (2/19/16-2/27/16)

2016 GAME-BY-GAME STATS

DATE	OPPONENT	GS	AB	R	H	RBI	2B	3B	HR	BB	IBB	SB	CS	HBP	SAC	SF	GDP	K	PO	A	E	AVG
FEB 19, 2016	SIU EDWARDSVILLE	*	3	1	2	2	0	0	0	0	0	1	0	0	0	1	0	0	2	0	0	.667
FEB 20, 2016	SIU EDWARDSVILLE	*	2	1	2	3	1	0	0	0	0	1	0	0	1	0	0	0	0	0	0	.800
FEB 21, 2016	SIU EDWARDSVILLE	*	3	1	1	0	0	0	0	0	0	0	0	0	0	0	0	0	1	0	0	.625
FEB 23, 2016	EASTERN KENTUCKY	*	3	1	1	0	0	0	0	0	0	0	0	0	0	0	1	0	0	0	0	.545
FEB 26, 2016	OLE MISS	*	4	1	1	0	0	0	0	0	0	0	0	0	0	0	0	0	0	0	0	.467
FEB 27, 2016	OLE MISS	*	3	0	2	0	0	0	0	0	0	1	0	0	1	0	0	0	1	0	0	.500
FEB 28, 2016	OLE MISS	*	2	0	0	0	0	0	0	0	0	0	0	0	1	0	0	0	1	0	0	.450
MAR 02, 2016	MOREHEAD STATE	*	3	0	0	0	0	0	0	0	0	0	0	0	0	0	0	0	1	0	0	.391
MAR 04, 2016	PRINCETON	*	3	1	1	0	0	0	0	0	0	0	0	0	0	0	0	0	2	0	0	.385
MAR 05, 2016	PRINCETON		0	1	0	0	0	0	0	0	0	0	0	0	0	0	0	0	1	0	0	.385
MAR 06, 2016	PRINCETON	*	4	1	1	2	0	0	0	0	0	0	0	0	0	0	0	0	1	0	0	.367
MAR 08, 2016	LONGWOOD	*	2	0	0	1	0	0	0	0	0	0	0	0	0	1	0	0	0	0	0	.344
MAR 11, 2016	NOTRE DAME-1	*	4	0	0	0	0	0	0	0	0	0	0	1	0	0	0	0	0	0	0	.306
MAR 11, 2016	NOTRE DAME-2	*	3	0	2	2	0	0	0	0	0	1	0	0	0	0	0	1	0	0	0	.333
MAR 15, 2016	XAVIER	*	3	1	0	0	0	0	0	0	0	1	0	1	0	0	0	1	1	0	0	.310
MAR 16, 2016	WRIGHT STATE	*	1	1	1	0	0	0	0	0	0	0	0	1	0	0	0	0	0	0	0	.326
MAR 18, 2016	MIAMI (FL)	*	2	0	0	0	0	0	0	0	0	0	0	0	0	0	0	0	0	0	0	.311
MAR 19, 2016	MIAMI (FL)		2	1	1	0	0	1	0	0	0	0	0	0	0	0	0	0	0	0	0	.319
MAR 20, 2016	MIAMI (FL)	*	4	0	0	0	0	0	0	0	0	0	0	0	0	0	1	0	2	0	0	.294
MAR 23, 2016	PURDUE	*	4	0	0	0	0	0	0	0	0	0	0	0	1	0	0	0	2	0	0	.273
MAR 25, 2016	VIRGINIA	*	3	0	0	0	0	0	0	0	0	0	0	0	0	0	1	1	3	0	0	.259
MAR 26, 2016	VIRGINIA		1	0	0	0	0	0	0	0	0	0	0	0	0	0	0	1	1	0	0	.254
MAR 27, 2016	VIRGINIA	*	2	1	0	0	0	0	0	0	0	0	0	1	1	0	0	0	1	0	0	.246
MAR 29, 2016	WKU	*	4	0	2	4	0	0	0	0	0	0	0	0	1	1	0	0	0	0	0	.262
APR 02, 2016	VIRGINIA TECH	*	4	0	1	2	0	0	0	0	0	0	0	0	0	0	0	2	3	0	0	.261
APR 03, 2016	VIRGINIA TECH	*	2	1	1	2	1	0	0	1	0	0	0	0	0	0	0	0	1	0	0	.268
APR 04, 2016	VIRGINIA TECH	*	2	0	0	0	0	0	0	0	0	0	0	0	0	0	0	1	0	0	0	.260
APR 08, 2016	FLORIDA STATE	*	4	2	2	0	1	1	0	0	0	0	0	0	0	0	0	1	3	3	0	.273
APR 09, 2016	FLORIDA STATE	*	3	0	0	0	0	0	0	1	0	0	0	0	0	0	0	1	1	0	0	.262

CAREER STATS - OVERALL

YEAR	AVG	GP	GS	AB	R	H	2B	3B	HR	RBI	TB	SLG%	BB	HBP	SO	GDP	OB%	SF	SH	SB	A	PO	A	E	FLD%
2014	.263	55	31	114	21	30	4	2	0	16	38	.333	9	7	16	1	.348	2	11	10	13	30	2	1	.970
2015	.059	42	7	34	8	2	1	0	0	1	3	.088	3	3	11	0	.200	0	0	2	3	20	0	3	.870
2016	.263	29	26	80	15	21	3	2	0	18	28	.350	2	4	9	3	.303	3	6	5	5	28	3	0	1.000
TOTAL	.232	126	64	228	44	53	8	4	0	35	69	.303	14	14	36	4	.310	5	17	17	21	78	5	4	.954

CAREER STATS - CONFERENCE

YEAR	AVG	GP	GS	AB	R	H	2B	3B	HR	RBI	TB	SLG%	BB	HBP	SO	GDP	OB%	SF	SH	SB	A	PO	A	E	FLD%
2014	.196	22	14	51	7	10	0	1	0	2	12	.235	3	3	7	0	.281	0	5	3	4	5	1	0	1.000
2015	.111	18	1	9	4	1	0	0	0	0	1	.111	0	1	1	0	.200	0	0	1	1	10	0	0	1.000
2016	.194	13	11	36	5	7	2	2	0	6	13	.361	2	2	8	2	.275	0	1	1	1	15	3	0	1.000
TOTAL	.188	53	26	96	16	18	2	3	0	8	26	.271	5	6	16	2	.271	0	6	5	6	30	4	0	1.000



#7 DEVIN MANN

Freshman | INF

6-2 | 204 | R/R

Columbus, Ind. (Columbus North HS)

2016 HIGHLIGHTS: Had two multi-hit performances at No. 5 Florida State, including a double and a run scored in April 9 win over the Seminoles. Hit safely in all three wins over Virginia Tech on April 2-4, including a pair of two-hit performances. Was 2-for-5 with a double, one RBI and

scored once in March 29 win at WKU. Made first collegiate starts at second base in final two

games of series win over No. 9 Virginia on March 26-27. Went 2-for-4 with a double, three RBI and two runs scored in finale against Cavaliers. Was 1-for-2 with one RBI and scored once in first collegiate start against Xavier on March 15. Singled and scored in March 6 win over Princeton. Connected for first collegiate double and scored first run in win over ECU on Feb. 23. Made collegiate debut against SIU Edwardsville on Feb. 19 coming off the bench to close the game at second base. Also delivered first career hit on Feb. 19 with a seventh inning single.

AB:	5 (5 games)	SEASON HIGHS	5 (5 games)	CAREER HIGHS	5 (5 games)
H:	3 (4/8 at Florida State)		3 (4/8/16 at Florida State)		3 (4/8/16 at Florida State)
2B:	1 (6 games)		1 (6 games)		1 (6 games)
3B:	-		-		-
HR:	-		-		-
RBI:	3 (3/27 vs. Virginia)		3 (3/27/16 vs. Virginia)		3 (3/27/16 vs. Virginia)
R:	2 (3/27 vs. Virginia)		2 (3/27/16 vs. Virginia)		2 (3/27/16 vs. Virginia)
SB:	-		-		-
PO:	3 (3/26 vs. Virginia)		3 (3/26/16 vs. Virginia)		3 (3/26/16 vs. Virginia)
A:	6 (3/27 vs. Virginia)		6 (3/27/16 vs. Virginia)		6 (3/27/16 vs. Virginia)
H STREAK:	8 (3/27-4/10)		8 (3/27/16-4/10/16)		8 (3/27/16-4/10/16)

2016 GAME-BY-GAME STATS

DATE	OPPONENT	GS	AB	R	H	RBI	2B	3B	HR	BB	IBB	SB	CS	HBP	SAC	SF	GDP	K	PO	A	E	AVG
FEB 19, 2016	SIU EDWARDSVILLE		1	0	1	0	0	0	0	0	0	0	0	1	0	0	0	0	0	1	0	1.000
FEB 20, 2016	SIU EDWARDSVILLE		0	0	0	0	0	0	0	1	0	0	0	0	0	0	0	0	1	0	0	1.000
FEB 21, 2016	SIU EDWARDSVILLE		0	0	0	0	0	0	0	1	0	0	0	0	0	0	0	0	0	2	0	1.000
FEB 23, 2016	EASTERN KENTUCKY		1	1	1	0	1	0	0	0	0	0	0	0	0	0	0	0	1	1	0	1.000
MAR 02, 2016	MOREHEAD STATE		1	0	0	0	0	0	0	0	0	0	0	0	0	0	0	0	0	0	0	.667
MAR 05, 2016	PRINCETON		0	0	0	0	0	0	0	1	0	0	0	0	0	0	0	0	0	0	0	.667
MAR 06, 2016	PRINCETON		1	1	1	0	0	0	0	0	0	0	0	0	0	0	0	0	2	0	0	.750
MAR 08, 2016	LONGWOOD		0	0	0	0	0	0	0	1	0	0	0	0	0	0	0	0	0	0	0	.750
MAR 11, 2016	NOTRE DAME-2		1	0	0	0	0	0	0	0	0	0	0	0	0	0	0	1	0	0	0	.600
MAR 15, 2016	XAVIER	*	2	1	1	1	0	0	0	1	0	0	0	1	0	0	0	1	0	0	0	.571
MAR 16, 2016	WRIGHT STATE		0	0	0	0	0	0	0	1	0	0	0	0	0	0	0	0	0	0	0	.571
MAR 18, 2016	MIAMI (FL)		0	0	0	0	0	0	0	0	0	0	0	1	0	0	0	0	0	0	0	.571
MAR 19, 2016	MIAMI (FL)		0	0	0	0	0	0	0	0	0	0	0	0	0	0	0	0	0	0	0	.571
MAR 23, 2016	PURDUE		2	0	0	0	0	0	0	0	0	0	0	0	0	0	0	1	0	0	0	.444
MAR 25, 2016	VIRGINIA		1	0	0	0	0	0	0	1	0	0	0	1	0	0	0	1	1	4	0	.400
MAR 26, 2016	VIRGINIA	*	4	1	0	0	0	0	0	1	0	0	0	0	0	0	1	1	3	3	1	.286
MAR 27, 2016	VIRGINIA	*	4	2	2	3	1	0	0	0	0	0	0	0	0	1	0	1	2	6	1	.333
MAR 29, 2016	WKU	*	5	1	2	1	1	0	0	1	0	0	0	0	0	0	0	1	1	2	1	.348
APR 02, 2016	VIRGINIA TECH	*	4	1	2	0	1	0	0	1	0	0	0	0	0	0	0	0	0	2	0	.370
APR 03, 2016	VIRGINIA TECH	*	4	1	1	2	1	0	0	1	0	0	0	0	0	0	0	0	1	4	0	.355
APR 04, 2016	VIRGINIA TECH	*	5	0	2	2	0	0	0	0	0	0	0	0	0	0	0	1	0	2	0	.361
APR 08, 2016	FLORIDA STATE	*	5	0	3	0	0	0	0	0	0	0	0	0	0	0	0	1	1	1	0	.390
APR 09, 2016	FLORIDA STATE	*	5	1	2	0	1	0	0	0	0	0	0	0	0	0	0	3	0	2	0	.391
APR 10, 2016	FLORIDA STATE	*	5	0	1	1	0	0	0	0	0	0	0	0	0	0	1	1	0	2	0	.373
TOTALS			10	51	10	19	10	6	0	0	11	0	0	4	0	1	2	13	13	32	3	.373

CAREER STATS - OVERALL

YEAR	AVG	GP	GS	AB	R	H	2B	3B	HR	RBI	TB	SLG%	BB	HBP	SO	GDP	OB%	SF	SH	SB	A	PO	A	E	FLD%
2016	.373	24	10	51	10	19	6	0	0	10	25	.490	11	4	13	2	.507	1	0	0	0	13	32	3	.938
TOTAL	.373	24	10	51	10	19	6	0	0	10	25	.490	11	4	13	2	.507	1	0	0	0	13	32	3	.938

CAREER STATS - CONFERENCE

YEAR	AVG	GP	GS	AB	R	H	2B	3B	HR	RBI	TB	SLG%	BB	HBP	SO	GDP	OB%	SF	SH	SB	A	PO	A	E	FLD%
2016	.342	12	8	38	6	13	4	0	0	8	17	.447	4	2	10	2	.422	1	0	0	0	8	26	2	.944
TOTAL	.342	12	8	38	6	13	4	0	0	8	17	.447	4	2	10	2	.422	1	0	0	0	8	26	2	.944



#38 BRENDAN MCKAY

Sophomore | LHP/1B

6-2 | 212 | L/L

Darlington, Pa. (Blackhawk HS)

2016 HIGHLIGHTS: Hit safely in all three games at No. 5 Florida State highlighted by a home run in the opener, a triple in game two and a double in the finale. Had 10 strikeouts in April 2 win over Virginia Tech to move to 6-1 on the season. Was 2-for-4 with a double and scored twice in series clinching win over No. 9 Virginia on March 27. Improved pitching record to 5-1 on the season after striking out nine and allowing just one earned run against Cavaliers on March 26 while also going 2-for-5 with a home run at the plate. Had two hits, drove in two runs and scored once in March 23 win at Purdue. Was 2-for-4 with a double at the plate in March 16 win against Wright State. Finished with career-best 13 strikeouts, most for a Louisville pitcher since 2003, while not allowing an earned run in 6.2 innings in victory against Notre Dame on March 11. Also delivered two-run double off centerfield wall in March 11 win. Moved to 3-0 on the season striking out eight and allowing just one run in seven innings against Princeton on March 5. Hit safely in all three games against Princeton and finished series with two doubles, three RBI and three runs score. Named NCBWA National Pitcher of the Month for February and ACC Pitcher of the Week on Feb. 29. Had second three-hit performance of the season at the plate and drove in a run in March 2 win over Morehead State. Registered first collegiate shutout striking out eight and allowing just three hits and no walks in triumph at No. 21 Ole Miss on Feb. 27. Was 3-for-4 with a run scored in series-opener against Rebels on Feb. 26. Picked up where he left off during his impressive rookie season striking out eight in five shutout innings on the mound and connecting for a three-run homer at the plate in Feb. 20 win over SIU Edwardsville. Recorded at least eight strikeouts in a game for the eighth time in collegiate career in Feb. 20 outing.

IP:	9.0 (2/27 at Ole Miss)	CAREER HIGHS	9.0 (2/27/16 at Ole Miss)
K:	13 (3/11 vs. Notre Dame)		13 (3/11/16 vs. Notre Dame)
BB:	5 (2 games)		5 (2 games)
H:	10 (4/8 at Florida State)		10 (4/8/16 at Florida State)
R:	4 (2 games)		4 (3 games)
ER:	4 (4/2 vs. Virginia Tech)		4 (2 games)
WP:	2 (3/26 vs. Virginia)		2 (3/26/16 vs. Virginia)
HIT BATTERS:	-		1 (4 games)
SCORELESS	27.1 (6/7/15-3/11/16)		27.1 (6/7/15-3/11/16)
STREAK:			

CAREER HONORS

- NCBWA National Pitcher of the Month (February)
- ACC Pitcher of the Week (2/29/16)
- 2015 John Olerud Two-Way Player of the Year
- 2015 Baseball America Freshman of the Year
- 2015 Collegiate Baseball Freshman of the Year
- 2015 D1Baseball Freshman of the Year
- 2015 Perfect Game Freshman of the Year
- 2015 Baseball America First Team All-America
- 2015 D1Baseball First Team All-America
- 2015 NCBWA First Team All-America
- 2015 Perfect Game First Team All-America
- 2015 Baseball America Freshman All-America
- 2015 D1Baseball Freshman All-America
- 2015 NCBWA Freshman All-America
- 2015 Louisville Slugger Freshman All-America
- 2015 USA Baseball Collegiate National Team
- 2015 NCAA Louisville Regional All-Tournament Team
- 2015 Golden Spikes Award Semifinalist
- 2015 ACC Freshman of the Year
- 2015 All-ACC First Team (starting pitcher)
- 2015 All-ACC Second Team (utility player)
- 2015 ACC All-Freshman Team

2016 GAME-BY-GAME PITCHING STATS

DATE	OPPONENT	GS	IP	H	R	ER	BB	SO	2B	3B	HR	WP	BK	HBP	IBB	SCORE	W	L	SV	ERA
FEB 20, 2016	SIU EDWARDSVILLE	*	5.0	3	0	0	4	8	0	0	0	0	0	0	0	12-0	1	0	0	0.00
FEB 27, 2016	OLE MISS	*	9.0	3	0	0	0	8	0	0	0	0	0	0	0	4-0	2	0	0	0.00
MAR 05, 2016	PRINCETON	*	7.0	3	1	1	0	8	0	0	0	0	0	0	0	9-1	3	0	0	0.43
MAR 11, 2016	NOTRE DAME-2	*	6.2	3	2	0	5	13	1	0	0	0	0	0	0	8-2	4	0	0	0.33
MAR 19, 2016	MIAMI (FL)	*	5.1	4	4	3	5	5	1	0	1	1	0	0	1	3-6	4	1	0	1.09
MAR 26, 2016	VIRGINIA	*	8.0	8	3	1	0	9	0	0	0	2	0	0	0	11-4	5	1	0	1.10
APR 02, 2016	VIRGINIA TECH	*	6.2	9	4	4	1	10	0	0	2	0	0	0	0	8-4	6	1	0	1.70
APR 08, 2016	FLORIDA STATE	*	4.0	10	3	3	3	4	2	0	0	0	0	0	0	7-12	6	1	0	2.09

TOTALS			8	51.2	43	17	12	18	65	4	0	3	3	0	0	1	62-29	6	1	0	2.09
--------	--	--	---	------	----	----	----	----	----	---	---	---	---	---	---	---	-------	---	---	---	------

CAREER PITCHING STATS - OVERALL

YEAR	ERA	W-L	APP	GS	CG	SHO	CBO	SV	IP	H	R	ER	BB	SO	2B	3B	HR	BF	B/AVG	WP	HBP	BK	SFA	SHA
2015	1.77	9--3	20	13	0	0	3	4	96.2	53	26	19	34	117	13	2	2	377	.159	7	4	0	1	5
2016	2.09	6--1	8	8	1	1	1	0	51.2	43	17	12	18	65	4	0	3	211	.226	3	0	0	1	2
TOTAL	1.88	15-4	28	21	1	1	4	4	148.1	96	43	31	52	182	17	2	5	588	.184	10	4	0	2	7

CAREER PITCHING STATS - CONFERENCE

YEAR	ERA	W-L	APP	GS	CG	SHO	CBO	SV	IP	H	R	ER	BB	SO	2B	3B	HR	BF	B/AVG	WP	HBP	BK	SFA	SHA
2015	1.77	6--2	10	9	0	0	2	0	61.0	28	17	12	25	70	8	2	1	232	.140	5	2	0	1	4
2016	3.23	3--1	5	5	0	0	0	0	30.2	34	16	11	14	41	4	0	3	139	.279	3	0	0	1	2
TOTAL	2.26	9--3	15	14	0	0	2	0	91.2	62	33	23	39	111	12	2	4	371	.193	8	2	0	2	6



#38 BRENDAN MCKAY

Sophomore | LHP/1B

6-2 | 212 | L/L

Darlington, Pa. (Blackhawk HS)

AB:	5 (3 games)	SEASON HIGHS	9 (3/21/15 at Notre Dame)
H:	3 (2 games)	CAREER HIGHS	4 (5/20/15 vs. N. Carolina)
2B:	1 (9 games)		2 (4/26/15 vs. B-Cookman)
3B:	1 (4/9 at Florida State)		1 (4/9/16 at Florida State)
HR:	1 (3 games)		1 (7 games)
RBI:	3 (2/20 vs. SIUE)		3 (4 games)
R:	2 (4 games)		3 (3/31/15 vs. Miami-OH)
SB:	-		2 (2 games)
PO:	11 (3/25 vs. Virginia)		14 (2/25/15 vs. E. Kentucky)
A:	2 (3 games)		3 (5/12/15 vs. Vanderbilt)
H STREAK:	7 (3/2-3/11)		7 (2 times)

2016 GAME-BY-GAME HITTING STATS

DATE	OPPONENT	GS	AB	R	H	RBI	2B	3B	HR	BB	IBB	SB	CS	HBP	SAC	SF	GDP	K	PO	A	E	AVG	
FEB 19, 2016	SIU EDWARDSVILLE	*	2	0	0	1	0	0	0	2	0	0	0	0	0	0	0	0	0	0	0	.000	
FEB 20, 2016	SIU EDWARDSVILLE	*	3	1	1	3	0	0	1	1	0	0	0	0	0	0	0	0	0	2	0	.200	
FEB 21, 2016	SIU EDWARDSVILLE	*	2	1	1	1	0	0	0	2	0	0	0	0	0	0	0	0	0	0	0	.286	
FEB 23, 2016	EASTERN KENTUCKY	*	2	0	0	1	0	0	0	1	0	0	0	0	0	1	0	0	0	0	0	.222	
FEB 26, 2016	OLE MISS	*	4	1	3	0	0	0	0	1	0	0	0	0	0	0	0	0	0	0	0	.385	
FEB 27, 2016	OLE MISS	*	4	1	1	0	1	0	0	1	1	0	0	0	0	0	0	0	0	2	0	.353	
FEB 28, 2016	OLE MISS	*	4	0	0	0	0	0	0	0	0	0	0	0	0	0	0	1	0	0	0	.286	
MAR 02, 2016	MOREHEAD STATE	*	4	1	3	1	0	0	0	0	0	0	0	0	0	0	0	0	0	0	0	.360	
MAR 04, 2016	PRINCETON	*	4	1	1	2	1	0	0	0	0	0	0	0	0	0	1	1	0	0	0	.345	
MAR 05, 2016	PRINCETON	*	4	0	1	1	1	0	0	0	0	0	0	0	0	0	0	0	1	1	0	.333	
MAR 06, 2016	PRINCETON	*	3	2	1	0	0	0	0	0	0	0	0	1	0	0	0	1	0	0	0	.333	
MAR 08, 2016	LONGWOOD	*	3	1	1	0	0	0	0	0	0	0	0	1	0	0	0	0	0	0	0	.333	
MAR 11, 2016	NOTRE DAME-1	*	5	0	1	0	0	0	0	0	0	0	0	0	0	0	2	1	0	0	0	.318	
MAR 11, 2016	NOTRE DAME-2	*	4	1	1	2	1	0	0	0	0	0	0	0	0	0	0	1	0	0	1	.312	
MAR 12, 2016	NOTRE DAME	*	3	0	0	0	0	0	0	0	0	0	0	0	0	0	1	0	0	0	0	.294	
MAR 15, 2016	XAVIER	*	2	0	0	0	0	0	0	0	0	0	0	0	0	0	0	0	4	0	0	.283	
MAR 16, 2016	WRIGHT STATE	*	4	0	2	0	1	0	0	0	0	0	0	0	0	0	0	2	5	1	0	.298	
MAR 18, 2016	MIAMI (FL)	*	3	1	1	0	0	0	0	1	0	0	0	0	0	0	1	0	0	0	0	.300	
MAR 19, 2016	MIAMI (FL)	*	3	1	1	0	1	0	0	1	0	0	0	0	0	0	0	2	0	2	1	.302	
MAR 20, 2016	MIAMI (FL)	*	3	0	0	0	0	0	0	1	0	0	0	0	0	0	0	1	0	0	0	.288	
MAR 23, 2016	PURDUE	*	3	1	2	2	0	0	0	1	0	0	0	0	0	0	0	0	0	0	1	.304	
MAR 25, 2016	VIRGINIA	*	3	1	0	0	0	0	0	1	0	0	0	0	0	0	0	0	11	1	0	.292	
MAR 26, 2016	VIRGINIA	*	5	1	2	1	0	0	1	0	0	0	0	0	0	0	0	1	0	0	0	.299	
MAR 27, 2016	VIRGINIA	*	4	2	2	1	1	0	0	0	0	0	0	0	0	0	0	0	0	0	0	.309	
MAR 29, 2016	WKU	*	4	0	1	0	0	0	0	0	0	0	0	0	0	0	0	8	0	0	0	.306	
APR 02, 2016	VIRGINIA TECH	*	2	2	0	0	0	0	0	1	0	0	0	2	0	0	0	0	0	1	0	.299	
APR 03, 2016	VIRGINIA TECH	*	4	1	1	0	0	0	0	0	0	0	0	0	0	0	0	1	0	0	0	.297	
APR 04, 2016	VIRGINIA TECH	*	5	1	1	0	1	0	0	0	0	0	0	0	0	0	0	2	5	1	0	.292	
APR 08, 2016	FLORIDA STATE	*	4	2	1	1	0	0	1	0	0	0	0	1	0	0	0	1	0	0	0	.290	
APR 09, 2016	FLORIDA STATE	*	4	2	2	0	0	1	0	1	0	0	0	0	0	0	0	0	0	0	0	.298	
APR 10, 2016	FLORIDA STATE	*	4	1	2	0	1	0	0	0	0	0	0	0	0	0	1	1	6	1	0	.306	
TOTALS			30	108	26	33	17	9	1	3	15	1	0	0	5	0	1	6	16	40	12	3	.306

CAREER HITTING STATS - OVERALL

YEAR	AVG	GP	GS	AB	R	H	2B	3B	HR	RBI	TB	SLG%	BB	HBP	SO	GDP	OB%	SF	SH	SB	A	PO	A	E	FLD%
2015	.308	61	58	211	32	65	14	0	4	34	91	.431	38	4	42	7	.418	3	0	4	6	281	28	3	.990
2016	.306	31	30	108	26	33	9	1	3	17	53	.491	15	5	16	6	.411	1	0	0	0	40	12	3	.945
TOTAL	.307	92	88	319	58	98	23	1	7	51	144	.451	53	9	58	13	.416	4	0	4	6	321	40	6	.984

CAREER HITTING STATS - CONFERENCE

YEAR	AVG	GP	GS	AB	R	H	2B	3B	HR	RBI	TB	SLG%	BB	HBP	SO	GDP	OB%	SF	SH	SB	A	PO	A	E	FLD%
2015	.280	30	30	107	16	30	6	0	1	16	39	.364	23	3	21	4	.418	1	0	4	5	119	12	2	.985
2016	.268	15	15	56	16	15	5	1	2	5	28	.500	6	3	11	5	.369	0	0	0	0	22	6	2	.933
TOTAL	.276	45	45	163	32	45	11	1	3	21	67	.411	29	6	32	9	.402	1	0	4	5	141	18	4	.975



#19 KADE MCCLURE

Sophomore | RHP

6-7 | 235 | R/R

Mentor, Ohio (Mentor HS)

2016 HIGHLIGHTS: Allowed just one hit in six shutout innings in victory at WKU on March 29 to improve to 6-0 on the season. Won fifth straight start working career-long six innings allowing four runs on two hits with six strikeouts at Purdue on March 23. Improved to 4-0 and struck out season-

high six while allowing one run on three hits in five strong innings against Wright State on March 16. Won third straight start allowing one run on four hits with two strikeouts in five innings against Longwood on March 8. Improved to 2-0 on the season and extended scoreless streak to 11.0 innings after pitching five shutout innings with just one hit in victory over Morehead State on March 2. Earned first win of the season after pitching five shutout innings with two strikeouts and allowing just two hits against EKU on Feb. 23. Was dominant in season debut striking out the side in order on just 11 pitches in perfect inning of relief during Louisville's season-opening win over SIU Edwardsville on Feb. 19.

2016 GAME-BY-GAME STATS

DATE		OPPONENT	GS	IP	H	R	ER	BB	SO	2B	3B	HR	WP	BK	HBP	IBB	SCORE	W	L	SV	ERA
FEB 19, 2016		SIU EDWARDSVILLE		1.0	0	0	0	0	3	0	0	0	0	0	0	0	21-4	0	0	0	0.00
FEB 23, 2016		EASTERN KENTUCKY	*	5.0	2	0	0	1	2	0	0	0	0	0	0	0	14-2	1	0	0	0.00
MAR 02, 2016		MOREHEAD STATE	*	5.0	1	0	0	1	4	0	0	0	0	0	0	0	9-5	2	0	0	0.00
MAR 08, 2016		LONGWOOD	*	5.0	4	1	1	1	2	0	0	0	0	0	1	0	10-1	3	0	0	0.56
MAR 16, 2016		WRIGHT STATE	*	5.0	3	1	1	0	6	0	0	0	0	0	1	0	9-1	4	0	0	0.86
MAR 23, 2016		PURDUE	*	6.0	2	4	4	3	6	0	0	1	0	0	1	0	9-4	5	0	0	2.00
MAR 29, 2016		WKU	*	6.0	1	0	0	1	5	0	0	0	0	0	1	0	17-0	6	0	0	1.64
APR 08, 2016		FLORIDA STATE		2.0	2	3	3	3	1	0	0	0	0	0	0	0	7-12	6	0	0	2.31
TOTALS			6	35.0	15	9	9	10	29	0	0	1	0	0	4	0	96-29	6	0	0	2.31

CAREER STATS - OVERALL

YEAR	ERA	W-L	APP	GS	CG	SHO	CBO	SV	IP	H	R	ER	BB	SO	2B	3B	HR	BF	B/AVG	WP	HBP	BK	SFA	SHA
2015	4.18	1--1	16	4	0	0	0	2	32.1	28	19	15	14	37	6	2	2	148	.231	2	8	0	1	2
2016	2.31	6--0	8	6	0	0	1	0	35.0	15	9	9	10	29	0	0	1	130	.130	0	4	0	0	1
TOTAL	3.21	7--1	24	10	0	0	1	2	67.1	43	28	24	24	66	6	2	3	278	.182	2	12	0	1	3

CAREER STATS - CONFERENCE

YEAR	ERA	W-L	APP	GS	CG	SHO	CBO	SV	IP	H	R	ER	BB	SO	2B	3B	HR	BF	B/AVG	WP	HBP	BK	SFA	SHA
2015	3.00	0--0	2	0	0	0	0	0	6.0	5	2	2	1	10	2	1	0	27	.238	0	3	0	0	0
2016	13.50	0--0	1	0	0	0	0	0	2.0	2	3	3	3	1	0	0	0	10	.286	0	0	0	0	0
TOTAL	5.62	0--0	3	0	0	0	0	0	8.0	7	5	5	4	11	2	1	0	37	.250	0	3	0	0	0



#11 ZEKE PINKHAM

Freshman | C

5-11 | 193 | L/R

Elizabethtown, Ky. (Elizabethtown HS)

2016 HIGHLIGHTS: Connected for first collegiate hit and RBI with a run-scoring single in April 3 win over Virginia Tech. Made collegiate debut against SIU Edwardsville on Feb. 19 coming off the bench to close the game behind the plate. Scored first career run on Feb. 19 after reaching base with an HBP in first career plate appearance as pinch hitter.

	SEASON HIGHS	CAREER HIGHS
AB:	1 (9 games)	1 (9 games)
H:	1 (4/3 vs. Virginia Tech)	1 (4/3/16 vs. Virginia Tech)
2B:	-	-
3B:	-	-
HR:	-	-
RBI:	1 (4/3 vs. Virginia Tech)	1 (4/3/16 vs. Virginia Tech)
R:	1 (2 games)	1 (2 games)
SB:	-	-
PO:	2 (8 games)	2 (8 games)
A:	1 (3/6 vs. Princeton)	1 (3/6/16 vs. Princeton)
H STREAK:	1 (4/3)	1 (4/3/16)

2016 GAME-BY-GAME STATS

DATE	OPPONENT	GS	AB	R	H	RBI	2B	3B	HR	BB	IBB	SB	CS	HBP	SAC	SF	GDP	K	PO	A	E	AVG
FEB 19, 2016	SIU EDWARDSVILLE	1	1	0	0	0	0	0	0	0	0	0	0	1	0	0	0	0	2	0	0	.000
FEB 20, 2016	SIU EDWARDSVILLE	1	0	0	0	0	0	0	0	0	0	0	0	0	0	0	0	0	2	0	0	.000
FEB 21, 2016	SIU EDWARDSVILLE	1	0	0	0	0	0	0	0	0	0	0	0	0	0	0	0	1	2	0	0	.000
FEB 23, 2016	EASTERN KENTUCKY	1	0	0	0	0	0	0	0	0	0	0	0	0	0	0	0	0	1	0	0	.000
MAR 06, 2016	PRINCETON	1	0	0	0	0	0	0	0	0	0	0	0	0	0	0	0	0	2	1	0	.000
MAR 08, 2016	LONGWOOD	0	1	0	0	0	0	0	0	1	0	0	0	0	0	0	0	0	0	0	0	.000
MAR 15, 2016	XAVIER	1	0	0	0	0	0	0	0	0	0	0	0	0	0	0	0	0	2	0	0	.000
MAR 27, 2016	VIRGINIA	1	0	0	0	0	0	0	0	0	0	0	0	0	0	0	0	0	1	0	0	.000
MAR 29, 2016	WKU	0	0	0	0	0	0	0	0	1	0	0	0	0	0	0	0	0	2	0	0	.000
APR 03, 2016	VIRGINIA TECH	1	0	1	1	0	0	0	0	0	0	0	0	0	0	0	0	0	2	0	0	.125
APR 10, 2016	FLORIDA STATE	1	0	0	0	0	0	0	0	0	0	0	0	0	0	0	0	0	2	0	0	.111
TOTALS		0	9	2	1	1	0	0	0	2	0	0	0	1	0	0	0	1	18	1	0	.111

CAREER STATS - OVERALL

YEAR	AVG	GP	GS	AB	R	H	2B	3B	HR	RBI	TB	SLG%	BB	HBP	SO	GDP	OB%	SF	SH	SB	A	PO	A	E	FLD%
2016	.111	11	0	9	2	1	0	0	0	1	1	.111	2	1	1	0	.333	0	0	0	0	18	1	0	1.000
TOTAL	.111	11	0	9	2	1	0	0	0	1	1	.111	2	1	1	0	.333	0	0	0	0	18	1	0	1.000

CAREER STATS - CONFERENCE

YEAR	AVG	GP	GS	AB	R	H	2B	3B	HR	RBI	TB	SLG%	BB	HBP	SO	GDP	OB%	SF	SH	SB	A	PO	A	E	FLD%
2016	.333	3	0	3	0	1	0	0	0	1	1	.333	0	0	0	0	.333	0	0	0	0	5	0	0	1.000
TOTAL	.333	3	0	3	0	1	0	0	0	1	1	.333	0	0	0	0	.333	0	0	0	0	5	0	0	1.000



#2 COREY RAY

Junior | OF

6-0 | 190 | L/L

Chicago, Ill. (Simeon Career Academy)

2016 HIGHLIGHTS: Was 2-for-4 with a double, stolen base, one RBI and two runs in finale at No. 5 Florida State. Hit safely in all three wins over Virginia Tech connecting for home runs in each of the first two games.

Was 2-for-5 with a double and two RBI in March 29 win at WKU. Hit safely

in all three games and drove in eight runs in series win over No. 9 Virginia on March 25-27. Was 2-for-5 with three RBI in finale against Cavaliers after homering in a 2-for-5, three-RBI outing in game two. Finished 2-for-5 with a double, two RBI and a stolen base in March 23 win at Purdue. Connected for leadoff home run to open the March 18 game at No. 5 Miami. Was 2-for-5 with a double and two RBI in March 15 win over Xavier. Hit safely in all three wins against Notre Dame on March 11-12. Matched career-high with four stolen bases and scored twice in March 8 win over Longwood. Had back-to-back games with three steals in final two games against Princeton. Was 2-for-4 with a home run against No. 21 Ole Miss on Feb. 28. Connected for home run in third straight game and scored four runs for the second straight game after finishing 5-for-6 with two RBI against ECU on Feb. 23. Hit .667 (6-for-9) with two home runs, seven RBI, nine runs scored and was 6-for-6 on stolen bases in season-opening sweep of SIU Edwardsville. Connected for home runs and was 3-for-3 on stolen bases in each of the final two games against the Cougars. Added an outfield assist on perfect throw home in Feb. 20 win and made a leaping catch at the wall on Feb. 21 to rob SIUE hitter of an extra-base hit.

	SEASON HIGHS	CAREER HIGHS
AB:	6 (2 games)	8 (3/21/15 at Notre Dame)
H:	5 (2/23 vs. ECU)	5 (2/23/16 vs. ECU)
2B:	1 (10 games)	2 (4 games)
3B:	1 (2/23 vs. ECU)	1 (8 games)
HR:	1 (9 games)	2 (4/17/15 vs. Wake Forest)
RBI:	3 (3 games)	4 (4 games)
R:	4 (2 games)	4 (2 games)
SB:	4 (3/8 vs. Longwood)	4 (2 games)
PO:	5 (3/8 vs. Longwood)	6 (6/7/15 vs. Cal St Fullerton)
A:	1 (2/20 vs. SIUE)	1 (9 games)
H STREAK:	9 (2 times)	9 (3 times)

CAREER HONORS

- ACC Player of the Week (2/22/16 & 3/28/16)
- 2015 Baseball America Second Team All-America
- 2015 NCBWA Second Team All-America
- 2015 D1Baseball Third Team All-America
- 2015 USA Baseball Collegiate National Team
- 2015 All-ACC First Team
- 2014 Louisville Regional All-Tournament Team

2016 GAME-BY-GAME STATS

DATE	OPPONENT	GS	AB	R	H	RBI	2B	3B	HR	BB	IBB	SB	CS	HBP	SAC	SF	GDP	K	PO	A	E	AVG
FEB 19, 2016	SIU EDWARDSVILLE	*	4	3	2	2	1	0	0	2	0	0	0	0	0	0	0	1	1	0	0	.500
FEB 20, 2016	SIU EDWARDSVILLE	*	2	2	2	3	0	0	1	0	0	3	0	1	0	1	0	0	0	1	0	.667
FEB 21, 2016	SIU EDWARDSVILLE	*	3	4	2	2	0	0	1	1	0	3	0	0	0	0	0	0	1	0	0	.667
FEB 23, 2016	EASTERN KENTUCKY	*	6	4	5	2	0	1	1	0	0	0	0	0	0	0	0	0	3	0	0	.733
FEB 26, 2016	OLE MISS	*	4	0	1	1	1	0	0	1	0	0	0	0	0	0	0	0	2	0	0	.632
FEB 27, 2016	OLE MISS	*	5	0	1	0	1	0	0	0	0	0	0	0	0	0	1	0	2	0	0	.542
FEB 28, 2016	OLE MISS	*	4	1	2	1	0	0	1	0	0	0	0	0	0	0	0	1	2	0	0	.536
MAR 02, 2016	MOREHEAD STATE	*	5	1	1	1	1	0	0	0	0	0	0	0	0	0	0	2	4	0	0	.485
MAR 04, 2016	PRINCETON	*	3	0	0	0	0	0	0	1	0	0	1	0	0	0	0	2	0	0	0	.444
MAR 05, 2016	PRINCETON	*	4	2	1	1	0	0	1	1	0	3	0	0	0	0	0	0	3	0	1	.425
MAR 06, 2016	PRINCETON	*	4	0	1	1	1	0	0	1	0	3	0	0	0	0	0	1	0	0	1	.409
MAR 08, 2016	LONGWOOD	*	4	2	1	1	0	0	0	1	0	4	0	0	0	1	0	5	0	0	0	.396
MAR 11, 2016	NOTRE DAME-1	*	6	0	1	0	0	0	0	0	0	1	0	0	0	0	0	1	3	0	0	.370
MAR 11, 2016	NOTRE DAME-2	*	4	1	1	0	0	0	0	0	0	2	0	0	0	0	0	0	0	0	0	.362
MAR 12, 2016	NOTRE DAME	*	3	0	2	0	0	0	0	1	1	1	1	0	0	0	0	3	0	0	0	.377
MAR 15, 2016	XAVIER	*	5	0	2	2	1	0	0	0	0	0	1	0	0	0	0	1	4	0	0	.379
MAR 16, 2016	WRIGHT STATE	*	5	1	1	1	0	0	0	0	0	0	0	0	0	0	0	1	1	0	0	.366
MAR 18, 2016	MIAMI (FL)	*	5	1	1	1	0	0	1	0	0	0	0	0	0	0	0	1	3	0	1	.355
MAR 19, 2016	MIAMI (FL)	*	3	0	0	1	0	0	0	0	0	0	0	0	0	1	0	2	0	0	0	.342
MAR 20, 2016	MIAMI (FL)	*	4	1	0	0	0	0	0	1	0	2	0	0	0	0	0	1	0	0	0	.325
MAR 23, 2016	PURDUE	*	5	0	2	2	1	0	0	0	0	1	0	0	0	0	0	0	3	0	0	.330
MAR 25, 2016	VIRGINIA	*	4	0	1	2	1	0	0	0	0	0	0	0	0	0	0	1	0	0	0	.326
MAR 26, 2016	VIRGINIA	*	5	2	2	3	0	0	1	1	0	1	0	0	0	0	0	0	2	0	0	.330
MAR 27, 2016	VIRGINIA	*	5	2	2	3	0	0	0	0	0	1	0	0	0	1	0	0	1	0	0	.333
MAR 29, 2016	WKU	*	5	1	2	2	1	0	0	1	0	0	0	0	0	0	0	1	1	0	0	.336
APR 02, 2016	VIRGINIA TECH	*	4	1	1	2	0	0	1	1	0	0	1	0	0	0	0	2	3	0	0	.333
APR 03, 2016	VIRGINIA TECH	*	5	2	2	1	0	0	1	0	0	1	0	0	0	0	0	1	3	0	0	.336
APR 04, 2016	VIRGINIA TECH	*	4	1	2	1	0	0	0	1	0	0	0	0	0	0	0	0	1	0	1	.342
APR 08, 2016	FLORIDA STATE	*	5	0	1	1	0	0	0	0	0	0	1	0	0	0	0	2	0	0	0	.336
APR 09, 2016	FLORIDA STATE	*	4	0	0	0	0	0	0	1	0	1	0	0	0	0	0	0	0	0	0	.326
APR 10, 2016	FLORIDA STATE	*	4	2	2	1	1	0	0	1	0	1	0	0	0	0	0	1	0	0	0	.331
TOTALS			31	133	34	44	38	10	1	9	16	1	28	5	1	0	4	17	56	1	4	.331

CAREER STATS - OVERALL

YEAR	AVG	GP	GS	AB	R	H	2B	3B	HR	RBI	TB	SLG%	BB	HBP	SO	GDP	OB%	SF	SH	SB	A	PO	A	E	FLD%
2014	.325	43	19	77	11	25	5	2	1	17	37	.481	12	0	23	0	.416	0	0	4	4	34	2	0	1.000
2015	.325	65	65	265	46	86	15	5	11	56	144	.543	24	5	60	1	.389	2	1	34	44	121	5	7	.947
2016	.331	31	31	133	34	44	10	1	9	38	83	.624	16	1	17	1	.396	4	0	28	33	56	1	4	.934
TOTAL	.326	139	115	475	91	155	30	8	21	111	264	.556	52	6	100	2	.395	6	1	66	81	211	8	11	.952

CAREER STATS - CONFERENCE

YEAR	AVG	GP	GS	AB	R	H	2B	3B	HR	RBI	TB	SLG%	BB	HBP	SO	GDP	OB%	SF	SH	SB	A	PO	A	E	FLD%
2014	.318	12	6	22	4	7	0	1	0	4	9	.409	3	0	8	0	.400	0	0	1	1	10	1	0	1.000
2015	.352	30	30	122	28	43	6	1	7	27	72	.590	18	1	30	0	.440	0	1	24	29	68	2	4	.946
2016	.277	15	15	65	13	18	2	0	4	16	32	.492	7	0	9	0	.338	2	0	11	14	22	0	2	.917
TOTAL	.325	57	51	209	45	68	8	2	11	47	113	.541	28	1	47	0	.404	2	1	36	44	100	3	6	.945



#8 DANNY ROSENBAUM

Senior | 1B/3B

6-1 | 212 | R/R

Lafayette Hill, Pa. (Plymouth Whitemarsh HS)

2016 HIGHLIGHTS: Had key two-run double and added a third RBI in April 9 win at No. 5 Florida State. Connected for fourth home run of the season in April 2 win over Virginia Tech. Finished 3-for-4 with a home run, three RBI and scored twice in series-clinching win over No. 9 Virginia on

March 27. Singled, walked, drove in a run and scored once in March 20 win at No. 5 Miami. Was

2-for-5 with a home run in March 11 win over Notre Dame. Launched first home run of the season sending a solo shot to the top of the left field berm at Patterson Stadium during March 8 win over Longwood. Hit safely in all three wins against Princeton, including two doubles. Singled, drove in two runs and scored once in Feb. 27 win at No. 21 Ole Miss. Hit safely in all three games of season-opening sweep of SIU Edwardsville highlighted by 2-for-3 performance with a double and four RBI on Feb. 19.

2016 GAME-BY-GAME STATS

DATE	OPPONENT	GS	AB	R	H	RBI	2B	3B	HR	BB	IBB	SB	CS	HBP	SAC	SF	GDP	K	PO	A	E	AVG
FEB 19, 2016	SIU EDWARDSVILLE	*	3	2	2	4	1	0	0	1	0	0	0	0	0	1	0	0	8	0	0	.667
FEB 20, 2016	SIU EDWARDSVILLE	*	4	1	1	1	0	0	0	1	0	0	0	0	0	0	0	0	8	1	0	.429
FEB 21, 2016	SIU EDWARDSVILLE	*	4	0	1	2	0	0	0	0	0	0	0	0	0	1	0	2	10	0	0	.364
FEB 23, 2016	EASTERN KENTUCKY	*	3	0	1	0	0	0	0	1	0	0	0	0	0	0	0	0	8	1	0	.357
FEB 26, 2016	OLE MISS	*	4	0	0	0	0	0	0	1	0	0	0	0	0	0	0	3	9	0	1	.278
FEB 27, 2016	OLE MISS	*	5	1	1	2	0	0	0	0	0	0	0	0	0	0	0	1	6	0	0	.261
FEB 28, 2016	OLE MISS	*	4	0	1	1	0	0	0	0	0	0	0	0	0	0	0	1	9	0	0	.259
MAR 02, 2016	MOREHEAD STATE	*	3	0	1	0	0	0	0	0	0	0	0	0	1	0	0	1	8	0	0	.267
MAR 04, 2016	PRINCETON	*	4	0	1	0	1	0	0	0	0	0	0	0	0	0	0	2	9	0	0	.265
MAR 05, 2016	PRINCETON	*	3	0	1	1	0	0	0	1	0	0	0	0	0	0	1	0	7	0	0	.270
MAR 06, 2016	PRINCETON	*	4	1	1	0	1	0	0	0	0	0	0	0	0	0	0	1	8	0	0	.268
MAR 08, 2016	LONGWOOD	*	3	1	1	1	0	0	1	0	0	0	0	1	0	0	0	0	7	0	0	.273
MAR 11, 2016	NOTRE DAME-1	*	5	1	2	1	0	0	1	0	0	0	0	0	0	0	0	1	13	1	0	.286
MAR 11, 2016	NOTRE DAME-2	*	3	1	0	0	0	0	0	1	0	0	0	0	0	0	0	1	10	0	0	.269
MAR 12, 2016	NOTRE DAME	*	3	0	0	0	0	0	0	0	0	0	0	0	0	0	0	0	8	1	0	.255
MAR 15, 2016	XAVIER	*	3	1	1	0	0	0	0	0	0	0	0	0	0	0	0	1	7	0	0	.259
MAR 16, 2016	WRIGHT STATE	*	0	1	0	0	0	0	0	0	0	0	0	0	0	0	0	0	1	1	0	.259
MAR 18, 2016	MIAMI (FL)	*	3	0	0	0	0	0	0	1	0	0	0	0	0	0	0	2	11	1	0	.246
MAR 19, 2016	MIAMI (FL)	*	3	1	1	0	1	0	0	0	0	0	0	1	0	0	0	0	7	0	0	.250
MAR 20, 2016	MIAMI (FL)	*	3	1	1	1	0	0	0	1	0	0	0	0	0	0	0	10	1	0	0	.254
MAR 23, 2016	PURDUE	*	0	0	0	0	0	0	0	1	0	0	0	0	0	0	0	0	6	0	0	.254
MAR 25, 2016	VIRGINIA	*	1	0	0	0	0	0	0	0	0	0	0	0	0	0	0	0	0	0	0	.250
MAR 26, 2016	VIRGINIA	*	3	0	1	0	0	0	0	0	0	0	0	1	1	0	0	1	9	1	1	.254
MAR 27, 2016	VIRGINIA	*	4	2	3	3	0	0	1	0	0	0	0	0	0	0	0	0	8	0	0	.280
MAR 29, 2016	WKU	*	0	2	0	0	0	0	0	2	0	0	0	0	0	0	0	0	1	0	0	.280
APR 02, 2016	VIRGINIA TECH	*	3	1	1	1	0	0	1	0	0	0	0	1	0	0	0	0	6	0	0	.282
APR 03, 2016	VIRGINIA TECH	*	3	1	1	0	1	0	0	0	0	0	0	0	1	0	0	0	8	0	0	.284
APR 04, 2016	VIRGINIA TECH	*	1	0	0	1	0	0	0	0	0	0	0	0	0	0	0	0	0	0	0	.280
APR 08, 2016	FLORIDA STATE	*	4	0	0	0	0	0	0	0	0	0	0	0	0	0	0	0	5	0	0	.267
APR 09, 2016	FLORIDA STATE	*	5	0	1	3	1	0	0	0	0	0	0	0	0	0	0	3	15	0	0	.264
APR 10, 2016	FLORIDA STATE	*	1	0	0	0	0	0	0	0	0	0	0	1	0	0	0	0	0	0	0	.261
TOTALS			25	92	18	24	22	6	0	4	11	0	0	5	3	2	1	20	222	8	2	.261

CAREER STATS - OVERALL

YEAR	AVG	GP	GS	AB	R	H	2B	3B	HR	RBI	TB	SLG%	BB	HBP	SO	GDP	OB%	SF	SH	SB	A	PO	A	E	FLD%
2013	.258	39	24	93	15	24	3	1	1	13	32	.344	5	1	19	1	.288	5	0	1	2	86	6	2	.979
2014	.295	54	37	129	20	38	9	0	2	24	53	.411	17	6	29	2	.396	2	2	3	5	225	15	1	.996
2015	.270	52	32	126	16	34	7	1	2	14	49	.389	15	5	30	2	.370	0	2	1	3	283	17	4	.987
2016	.261	31	25	92	18	24	6	0	4	22	42	.457	11	5	20	1	.364	2	3	0	0	222	8	2	.991
TOTAL	.273	176	118	440	69	120	25	2	9	73	176	.400	48	17	98	6	.360	9	7	5	10	816	46	9	.990

CAREER STATS - CONFERENCE

YEAR	AVG	GP	GS	AB	R	H	2B	3B	HR	RBI	TB	SLG%	BB	HBP	SO	GDP	OB%	SF	SH	SB	A	PO	A	E	FLD%
2013	.214	13	7	28	2	6	1	0	0	2	7	.250	2	1	6	0	.281	1	0	0	0	14	0	1	.933
2014	.306	17	11	36	6	11	3	0	1	4	17	.472	4	2	5	0	.405	0	2	0	0	32	3	0	1.000
2015	.246	23	16	69	7	17	3	0	1	7	23	.333	7	0	16	1	.316	0	1	0	1	144	11	1	.994
2016	.244	15	12	45	8	11	3	0	3	10	23	.511	3	4	8	0	.346	0	2	0	0	110	5	1	.991
TOTAL	.253	68	46	178	23	45	10	0	5	23	70	.393	16	7	35	1	.337	1	5	0	1	300	19	3	.991



#22 DYLAN SHOFFNER

Junior | LHP

6-3 | 195 | L/L

Elizabethtown, Ky. (Central Hardin HS)

2016 HIGHLIGHTS: Worked one inning of shutout relief in March 29 win at WKU. Had one strikeout in a scoreless inning of relief at Purdue on March 23. Finished with a pair of strikeouts in 1.1 innings of shutout relief against Xavier on March 15. Had two strikeouts in a perfect inning of relief against Princeton on March 5. Finished with one strikeout in an inning of shutout relief in debut with the Cardinals against SIU Edwardsville on Feb. 20.

IP:

K:

BB:

H:

R:

ER:

WP:

HIT BATTERS:

SCORELESS

STREAK:

SEASON HIGHS

1.2 (4/10 at Florida State)

2 (3 games)

1 (3/23 at Purdue)

5 (4/10 at Florida State)

2 (4/10 at Florida State)

1 (4/10 at Florida State)

-

1 (2/20 vs. SIUE)

5.2 (2/20-4/10)

CAREER HIGHS

1.2 (4/10/16 at Florida State)

2 (3 games)

1 (3/23/16 at Purdue)

5 (4/10/16 at Florida State)

2 (4/10/16 at Florida State)

1 (4/10/16 at Florida State)

-

1 (2/20/16 vs. SIUE)

5.2 (2/20/16-4/10/16)

2016 GAME-BY-GAME STATS

DATE	OPPONENT	GS	IP	H	R	ER	BB	SO	2B	3B	HR	WP	BK	HBP	IBB	SCORE	W	L	SV	ERA
FEB 20, 2016	SIU EDWARDSVILLE		1.0	0	0	0	0	1	0	0	0	0	0	1	0	12-0	0	0	0	0.00
MAR 05, 2016	PRINCETON		1.0	0	0	0	0	2	0	0	0	0	0	0	0	9-1	0	0	0	0.00
MAR 15, 2016	XAVIER		1.1	0	0	0	0	2	0	0	0	0	0	0	0	11-1	0	0	0	0.00
MAR 18, 2016	MIAMI (FL)		0.0	2	0	0	0	0	0	0	0	0	0	0	0	4-8	0	0	0	0.00
MAR 23, 2016	PURDUE		1.0	0	0	0	1	1	0	0	0	0	0	0	0	9-4	0	0	0	0.00
MAR 29, 2016	WKU		1.0	2	0	0	0	1	0	0	0	0	0	0	0	17-0	0	0	0	0.00
APR 10, 2016	FLORIDA STATE		1.2	5	2	1	0	2	3	0	0	0	0	0	0	5-16	0	0	0	1.29
TOTALS		0	7.0	9	2	1	1	9	3	0	0	0	0	1	0	67-30	0	0	0	1.29

CAREER STATS - OVERALL

YEAR	ERA	W - L	APP	GS	CG	SHO	CBO	SV	IP	H	R	ER	BB	SO	2B	3B	HR	BF	B/AVG	WP	HBP	BK	SFA	SHA
2016	1.29	0--0	7	0	0	0	2	0	7.0	9	2	1	1	9	3	0	0	33	.290	0	1	0	0	0
TOTAL	1.29	0--0	7	0	0	0	2	0	7.0	9	2	1	1	9	3	0	0	33	.290	0	1	0	0	0

CAREER STATS - CONFERENCE

YEAR	ERA	W - L	APP	GS	CG	SHO	CBO	SV	IP	H	R	ER	BB	SO	2B	3B	HR	BF	B/AVG	WP	HBP	BK	SFA	SHA
2016	5.40	0--0	2	0	0	0	0	0	1.2	7	2	1	0	2	3	0	0	13	.538	0	0	0	0	0
TOTAL	5.40	0--0	2	0	0	0	0	0	1.2	7	2	1	0	2	3	0	0	13	.538	0	0	0	0	0



#30 WILL SMITH

Junior | C

6-0 | 192 | R/R

Louisville, Ky. (Kentucky Country Day)

2016 HIGHLIGHTS: Delivered a pair of two-hit performances with two doubles and scored four runs in two starts against Virginia Tech on April 3-4. Had career-best four hits, drove in three runs and scored twice in March 29 win at WKU. Scored three times and finished 2-for-3 with a

double in March 27 series-clinching win over No. 9 Virginia. Was 3-for-3 and was hit by a pitch on March 18 at No. 5 Miami. Finished 2-of-3 with one RBI and two walks in March 11 win over Notre Dame. Was 3-for-4 with a double, two RBI, two run scored and a stolen base in March 6 win over Princeton. Had first two-homer performance connecting for a pair of two-run home runs and had a career-high six RBI while going 3-for-4 at the plate in Feb. 23 win over ECU. Doubled, drove in a run and scored twice in season-opening victory over SIU Edwardsville.

AB:	5 (2 games)	SEASON HIGHS	CAREER HIGHS
H:	4 (3/29 at WKU)		5 (10 games)
2B:	1 (5 games)		4 (3/29/16 at WKU)
3B:	-		2 (2 games)
HR:	2 (2/23 vs. ECU)		1 (3/7/15 vs. Miami-FL)
RBI:	6 (2/23 vs. ECU)		2 (2/23/16 vs. ECU)
R:	3 (2 games)		6 (2/23/16 vs. ECU)
SB:	1 (4 games)		3 (3 games)
PO:	16 (4/4 vs. Virginia Tech)		1 (9 games)
A:	3 (2 games)		16 (4/4/16 vs. Virginia Tech)
H STREAK:	5 (3/27-4/9)		4 (2 games)
			5 (3/27/16-4/9/16)

CAREER HONORS

- 2016 Team Captain

2015 GAME-BY-GAME STATS

DATE	OPPONENT	GS	AB	R	H	RBI	2B	3B	HR	BB	IBB	SB	CS	HBP	SAC	SF	GDP	K	PO	A	E	AVG	
FEB 19, 2016	SIU EDWARDSVILLE	*	3	2	1	1	1	0	0	0	0	0	0	1	0	0	0	0	7	1	0	.333	
FEB 20, 2016	SIU EDWARDSVILLE		2	0	0	0	0	0	0	0	0	0	0	0	0	0	0	0	0	0	0	.200	
FEB 21, 2016	SIU EDWARDSVILLE	*	1	0	0	0	0	0	0	1	0	1	0	2	0	0	0	0	12	1	0	.167	
FEB 23, 2016	EASTERN KENTUCKY	*	4	3	3	6	0	0	2	0	0	0	0	0	0	0	0	0	3	0	0	.400	
FEB 26, 2016	OLE MISS	*	5	0	1	1	0	0	0	0	0	0	0	0	0	0	0	2	8	0	0	.333	
FEB 28, 2016	OLE MISS	*	4	0	0	0	0	0	0	0	0	0	0	0	0	0	0	2	8	2	0	.263	
MAR 02, 2016	MOREHEAD STATE		0	0	0	0	0	0	0	0	0	0	0	0	0	0	0	0	2	0	0	.263	
MAR 04, 2016	PRINCETON	*	3	0	1	0	0	0	0	0	0	0	0	1	0	0	0	0	13	1	0	.273	
MAR 05, 2016	PRINCETON		0	0	0	0	0	0	0	0	0	0	0	0	0	0	0	0	3	0	0	.273	
MAR 06, 2016	PRINCETON	*	4	2	3	2	1	0	0	0	0	1	0	0	0	0	0	0	10	0	0	.346	
MAR 08, 2016	LONGWOOD	*	3	0	0	0	0	0	0	0	0	0	0	0	0	0	0	0	5	3	0	.310	
MAR 11, 2016	NOTRE DAME-1	*	3	0	2	1	0	0	0	2	0	0	0	0	0	0	0	0	8	1	0	.344	
MAR 12, 2016	NOTRE DAME	*	2	0	0	0	0	0	0	1	0	1	0	0	0	0	0	1	9	0	0	.324	
MAR 16, 2016	WRIGHT STATE	*	4	0	0	0	0	0	0	0	0	0	0	0	0	0	0	0	9	1	0	.289	
MAR 18, 2016	MIAMI (FL)	*	3	0	3	0	0	0	0	0	0	0	0	1	0	0	0	0	6	1	0	.341	
MAR 19, 2016	MIAMI (FL)		0	0	0	0	0	0	0	0	0	0	0	0	0	0	0	0	0	0	0	.341	
MAR 20, 2016	MIAMI (FL)	*	2	0	1	0	0	0	0	1	0	0	0	1	0	0	0	0	9	3	0	.349	
MAR 23, 2016	PURDUE	*	4	1	1	0	0	0	0	0	0	0	0	1	0	0	0	0	8	1	0	.340	
MAR 25, 2016	VIRGINIA	*	3	0	0	0	0	0	0	0	0	0	0	0	1	0	0	1	7	1	0	.320	
MAR 27, 2016	VIRGINIA	*	3	3	2	0	1	0	0	0	0	0	0	1	0	0	0	0	2	0	0	.340	
MAR 29, 2016	WKU	*	5	2	4	3	0	0	0	0	0	0	0	0	0	0	0	1	6	1	0	.379	
APR 03, 2016	VIRGINIA TECH	*	4	2	2	1	1	0	0	0	0	0	0	0	0	0	0	0	7	0	0	.387	
APR 04, 2016	VIRGINIA TECH	*	2	2	2	2	1	0	0	1	0	0	0	0	0	1	0	0	16	1	0	.406	
APR 09, 2016	FLORIDA STATE	*	2	1	1	0	0	0	0	2	0	1	0	1	0	0	0	1	6	2	0	.409	
APR 10, 2016	FLORIDA STATE	*	3	0	0	0	0	0	0	0	0	0	0	0	0	0	1	0	10	0	0	.391	
TOTALS			21	69	18	27	17	5	0	2	8	0	4	0	9	1	1	1	8	174	20	0	.391

CAREER STATS - OVERALL

YEAR	AVG	GP	GS	AB	R	H	2B	3B	HR	RBI	TB	SLG%	BB	HBP	SO	GDP	OB%	SF	SH	SB	A	PO	A	E	FLD%
2014	.221	39	21	77	10	17	4	0	0	12	21	.273	10	4	9	2	.333	2	1	3	3	123	23	0	1.000
2015	.242	57	47	178	25	43	8	1	2	15	59	.331	19	6	27	2	.333	1	2	2	4	412	46	2	.996
2016	.391	25	21	69	18	27	5	0	2	17	38	.551	8	9	8	1	.506	1	1	4	4	174	20	0	1.000
TOTAL	.269	121	89	324	53	87	17	1	4	44	118	.364	37	19	44	5	.372	4	4	9	11	709	89	2	.998

CAREER STATS - CONFERENCE

YEAR	AVG	GP	GS	AB	R	H	2B	3B	HR	RBI	TB	SLG%	BB	HBP	SO	GDP	OB%	SF	SH	SB	A	PO	A	E	FLD%
2014	.192	13	7	26	3	5	1	0	0	7	6	.231	3	2	2	0	.313	1	0	2	2	57	14	0	1.000
2015	.213	24	20	75	8	16	3	1	1	8	24	.320	9	4	10	0	.326	1	1	1	2	166	15	1	.995
2016	.481	11	10	27	8	13	3	0	0	4	16	.593	7	4	3	1	.615	1	1	2	2	80	9	0	1.000
TOTAL	.266	48	37	128	19	34	7	1	1	19	46	.359	19	10	15	1	.394	3	2	5	6	303	38	1	.997



#17 NICK SOLAK

Junior | INF

5-11 | 175 | R/R

Woodridge, Ill. (Naperville North HS)

2016 HIGHLIGHTS: Has missed nine straight games recovering from bone bruise in right hand suffered against Virginia on March 25. Had reached base safely in 33 straight games dating back to last season before streak was ended March 25 against Virginia after departing in the

third inning with a bone bruise on right hand. Was 4-for-4 with a double, triple and two runs scored in March 23 win at Purdue. Singled, walked, drove in a run and scored once in March 20 win at No. 5 Miami. Had two hits and was hit by a pitch on March 19 at Miami. Was 3-of-4 with a double, two RBI and two runs scored in March 15 win over Xavier. Finished 6-for-12 with four runs scored in three-game sweep of Notre Dame, including the game-winning walk-off two-run homer in the 11th inning of the series-opening victory on March 11. Was 2-for-5 with two RBI and a stolen base in March 8 win over Longwood. Hit safely in all three wins against Princeton and finished with two doubles, two RBI, five runs and five walks in the series. Finished 2-of-4 with one RBI and scored twice in March 2 win over Morehead State. Was 5-for-13 with four runs scored in weekend series at No. 21 Ole Miss. Matched career high for hits going 4-for-6 with one RBI and a run scored in win over ECU on Feb. 23. Set a school record earning five walks in Feb. 20 win over SIU Edwardsville. Walked seven times and scored six runs in three-game sweep of SIUE to open the season.

	SEASON HIGHS	CAREER HIGHS
AB:	6 (2 games)	6 (3 games)
H:	4 (2 games)	4 (3 games)
2B:	1 (8 games)	2 (2 games)
3B:	1 (3/23 at Purdue)	1 (3 games)
HR:	1 (3/11 vs. Notre Dame)	1 (6 games)
RBI:	3 (2/21 vs. SIUE)	3 (7 games)
R:	3 (3/5 vs. Princeton)	3 (4 games)
SB:	3 (3/11 vs. Notre Dame)	3 (2 games)
PO:	4 (2 games)	5 (2 games)
A:	7 (3/18 at Miami)	7 (3/18/16 at Miami)
H STREAK:	11 (2/21-3/11)	20 (3/27/15-4/28/15)

CAREER HONORS

- 2016 Team Captain
- 2015 All-ACC Academic Team
- 2015 NCAA Louisville Regional All-Tournament Team
- 2015 ACC Championship All-Tournament Team
- 2014 American Championship All-Tournament Team

2016 GAME-BY-GAME STATS

DATE	OPPONENT	GS	AB	R	H	RBI	2B	3B	HR	BB	IBB	SB	CS	HBP	SAC	SF	GDP	K	PO	A	E	AVG
FEB 19, 2016	SIU EDWARDSVILLE	*	2	2	0	1	0	0	0	1	0	0	0	1	0	0	0	0	1	2	1	.000
FEB 20, 2016	SIU EDWARDSVILLE	*	1	2	0	0	0	0	0	5	0	1	0	0	0	0	0	0	0	0	0	.000
FEB 21, 2016	SIU EDWARDSVILLE	*	2	2	1	3	0	0	0	1	0	0	0	0	0	1	0	0	1	3	0	.200
FEB 23, 2016	EASTERN KENTUCKY	*	6	1	4	1	1	0	0	0	0	0	0	0	0	0	0	0	4	3	0	.455
FEB 26, 2016	OLE MISS	*	5	2	2	0	1	0	0	0	0	0	0	0	0	0	0	3	1	3	0	.438
FEB 27, 2016	OLE MISS	*	5	2	1	0	0	0	0	0	0	0	0	0	0	0	0	1	3	2	0	.381
FEB 28, 2016	OLE MISS	*	3	0	2	0	0	0	0	1	0	0	0	0	0	0	0	0	3	4	0	.417
MAR 02, 2016	MOREHEAD STATE	*	4	2	2	1	0	0	0	1	0	0	0	0	0	0	0	0	1	2	0	.429
MAR 04, 2016	PRINCETON	*	2	1	1	1	0	0	0	2	0	0	0	0	0	0	0	0	0	3	0	.433
MAR 05, 2016	PRINCETON	*	3	3	1	1	1	0	0	2	0	1	0	0	0	0	0	0	0	0	0	.424
MAR 06, 2016	PRINCETON	*	3	1	1	0	1	0	0	1	0	0	0	0	0	0	0	1	1	3	0	.417
MAR 08, 2016	LONGWOOD	*	5	1	2	2	0	0	0	0	0	1	0	0	0	0	0	0	1	3	0	.415
MAR 11, 2016	NOTRE DAME-1	*	6	2	3	2	0	0	1	0	0	0	0	0	0	0	0	0	2	4	0	.426
MAR 11, 2016	NOTRE DAME-2	*	2	2	0	0	0	0	0	1	0	3	0	1	0	0	0	0	1	5	0	.408
MAR 12, 2016	NOTRE DAME	*	4	0	3	0	1	0	0	0	0	0	0	0	0	0	0	0	1	3	0	.434
MAR 15, 2016	XAVIER	*	4	2	3	2	1	0	0	1	0	0	0	0	0	0	0	0	0	2	0	.456
MAR 16, 2016	WRIGHT STATE	*	4	0	1	0	1	0	0	1	0	1	0	0	0	0	0	1	0	0	1	.443
MAR 18, 2016	MIAMI (FL)	*	5	0	1	0	0	0	0	0	0	0	0	0	0	0	0	2	1	7	0	.424
MAR 19, 2016	MIAMI (FL)	*	3	0	2	0	0	0	0	0	0	0	1	1	0	0	0	0	0	3	0	.435
MAR 20, 2016	MIAMI (FL)	*	3	1	1	1	0	0	0	1	0	0	0	0	0	1	0	0	4	3	1	.431
MAR 23, 2016	PURDUE	*	4	2	4	0	1	1	0	1	0	0	0	0	0	0	0	0	2	3	0	.461
MAR 25, 2016	VIRGINIA	*	1	0	0	0	0	0	0	0	0	0	0	0	0	0	0	0	0	2	0	.455

CAREER STATS - OVERALL

YEAR	AVG	GP	GS	AB	R	H	2B	3B	HR	RBI	TB	SLG%	BB	HBP	SO	GDP	OB%	SF	SH	SB	A	PO	A	E	FLD%
2014	.351	47	26	97	29	34	5	0	2	25	45	.464	17	4	14	2	.455	3	3	9	13	2	4	1	.857
2015	.324	65	65	244	47	79	15	2	3	40	107	.439	26	14	31	4	.416	2	7	18	25	101	28	3	.977
2016	.455	22	22	77	28	35	8	1	1	15	48	.623	19	3	8	0	.564	2	0	7	8	27	60	3	.967
TOTAL	.354	134	113	418	104	148	28	3	6	80	200	.478	62	21	53	6	.455	7	10	34	46	130	92	7	.969

CAREER STATS - CONFERENCE

YEAR	AVG	GP	GS	AB	R	H	2B	3B	HR	RBI	TB	SLG%	BB	HBP	SO	GDP	OB%	SF	SH	SB	A	PO	A	E	FLD%
2014	.292	13	6	24	8	7	1	0	1	5	11	.458	2	1	1	0	.357	1	0	3	4	0	0	0	.000
2015	.339	30	30	112	24	38	10	1	2	21	56	.500	12	6	11	1	.427	1	5	10	13	51	4	2	.965
2016	.417	7	7	24	5	10	1	0	1	3	14	.583	2	2	2	0	.483	1	0	3	4	9	27	1	.973
TOTAL	.344	50	43	160	37	55	12	1	4	29	81	.506	16	9	14	1	.426	3	5	16	21	60	31	3	.968



#44 JAKE SPARGER

Junior | RHP

6-5 | 200 | R/R

Eau Claire, Wis. (Eau Claire Memorial HS)

2016 HIGHLIGHTS: Worked 1.1 innings of shutout relief in series-opening win over Virginia Tech on April 2. Recorded a pair of strikeouts 1.1 innings of perfect relief in Louisville's March 20 win at No. 5 Miami.

Worked season-high 2.1 innings of relief allowing no runs on just one hit

with three strikeouts in Cardinals' March 11 win over Notre Dame. Had two strikeouts in a scoreless inning of relief against Longwood on March 8. Made season debut with an inning of relief against SIU Edwardsville on Feb. 21.

SEASON HIGHS	CAREER HIGHS
IP: 2.1 (3/11 vs. Notre Dame)	6.2 (2/25/14 vs. E. Illinois)
K: 3 (3/11 vs. Notre Dame)	4 (4 games)
BB: 1 (2/21 vs. SIUE)	2 (5 games)
H: 3 (4/8 at Florida State)	6 (4/17/14 at UCF)
R: 4 (4/8 at Florida State)	5 (3/23/14 vs. Rutgers)
ER: 4 (4/8 at Florida State)	4 (3 games)
WP: 1 (4/8 at Florida State)	1 (4 games)
HIT BATTERS: 1 (4/8 at Florida State)	2 (2 games)
SCORELESS: 4.2 (3/8-3/18)	11.0 (2/19/14-3/7/14)
STREAK:	

2016 GAME-BY-GAME STATS

DATE	OPPONENT	GS	IP	H	R	ER	BB	SO	2B	3B	HR	WP	BK	HBP	IBB	SCORE	W	L	SV	ERA
FEB 21, 2016	SIU EDWARDSVILLE		1.0	1	1	1	1	1	0	0	0	0	0	0	0	10-1	0	0	0	9.00
MAR 02, 2016	MOREHEAD STATE		1.0	1	1	1	0	1	0	0	1	0	0	0	0	9-5	0	0	0	9.00
MAR 08, 2016	LONGWOOD		1.0	1	0	0	0	2	0	0	0	0	0	0	0	10-1	0	0	0	6.00
MAR 11, 2016	NOTRE DAME-2		2.1	1	0	0	0	3	0	0	0	0	0	0	0	8-2	0	0	0	3.38
MAR 16, 2016	WRIGHT STATE		0.1	0	0	0	0	1	0	0	0	0	0	0	0	9-1	0	0	0	3.18
MAR 18, 2016	MIAMI (FL)		1.0	1	1	0	0	0	0	0	0	0	0	0	0	4-8	0	0	0	2.70
MAR 20, 2016	MIAMI (FL)		1.1	0	0	0	0	2	0	0	0	0	0	0	0	4-3	0	0	0	2.25
MAR 27, 2016	VIRGINIA		0.2	1	0	0	0	0	0	0	0	0	0	0	0	15-0	0	0	0	2.08
APR 02, 2016	VIRGINIA TECH		1.1	0	0	0	3	1	0	0	0	0	0	0	0	8-4	0	0	0	1.80
APR 08, 2016	FLORIDA STATE		0.2	3	4	4	0	0	1	0	0	1	0	1	0	7-12	0	1	0	5.06
TOTALS		0	10.2	9	7	6	4	11	1	0	1	1	0	1	0	84-37	0	1	0	5.06

CAREER STATS - OVERALL

YEAR	ERA	W-L	APP	GS	CG	SHO	CBO	SV	IP	H	R	ER	BB	SO	2B	3B	HR	BF	B/AVG	WP	HBP	BK	SFA	SHA
2014	3.20	2--1	17	5	0	0	1	0	45.0	48	21	16	16	26	5	1	1	201	.274	3	6	0	1	2
2015	2.08	1--0	14	0	0	0	1	0	17.1	15	5	4	5	9	3	0	0	73	.231	2	2	0	1	0
2016	5.06	0--1	10	0	0	0	1	0	10.2	9	7	6	4	11	1	0	1	45	.237	1	1	0	1	1
TOTAL	3.21	3--2	41	5	0	0	3	0	73.0	72	33	26	25	46	9	1	2	319	.259	6	9	0	3	3

CAREER STATS - CONFERENCE

YEAR	ERA	W-L	APP	GS	CG	SHO	CBO	SV	IP	H	R	ER	BB	SO	2B	3B	HR	BF	B/AVG	WP	HBP	BK	SFA	SHA
2014	7.20	0--1	4	1	0	0	0	0	10.0	15	9	8	4	7	0	1	1	49	.357	1	2	0	1	0
2015	3.12	0--0	7	0	0	0	1	0	8.2	7	4	3	3	6	1	0	0	38	.212	1	2	0	0	0
2016	4.91	0--1	6	0	0	0	1	0	7.1	6	5	4	3	6	1	0	0	32	.231	1	1	0	1	1
TOTAL	5.19	0--2	17	1	0	0	2	0	26.0	28	18	15	10	19	2	1	1	119	.277	3	5	0	2	1



#25 JOSH STOWERS

Freshman | OF

6-0 | 205 | R/R

Westchester, Ill. (Mount Carmel HS)

2016 HIGHLIGHTS: Made collegiate debut and registered first career hit with a single to right center in first at-bat against SIU Edwardsville on Feb. 19. Came off the bench in debut outing to close the game in right field.

	SEASON HIGHS	CAREER HIGHS
AB:	2 (2 games)	2 (2 games)
H:	1 (2/19 vs. SIUE)	1 (2/19/16 vs. SIUE)
2B:	-	-
3B:	-	-
HR:	-	-
RBI:	-	-
R:	1 (3 games)	1 (3 games)
SB:	1 (3/26 vs. Virginia)	1 (3/26/16 vs. Virginia)
PO:	1 (3 games)	1 (3 games)
A:	-	-
H STREAK:	1 (2/19)	1 (2/19/16)

2016 GAME-BY-GAME STATS

DATE	OPPONENT	GS	AB	R	H	RBI	2B	3B	HR	BB	IBB	SB	CS	HBP	SAC	SF	GDP	K	PO	A	E	AVG
FEB 19, 2016	SIU EDWARDSVILLE	2	1	1	0	0	0	0	0	0	0	0	0	0	0	0	0	0	0	0	0	.500
FEB 20, 2016	SIU EDWARDSVILLE	1	0	0	0	0	0	0	0	1	0	0	0	0	0	0	0	0	1	0	0	.333
FEB 21, 2016	SIU EDWARDSVILLE	1	0	0	0	0	0	0	0	0	0	0	0	0	0	0	0	0	0	0	0	.250
FEB 23, 2016	EASTERN KENTUCKY	2	0	0	0	0	0	0	0	0	0	0	0	0	0	0	0	0	0	0	0	.167
MAR 02, 2016	MOREHEAD STATE	0	1	0	0	0	0	0	0	0	0	0	0	0	0	0	0	0	0	0	0	.167
MAR 06, 2016	PRINCETON	1	0	0	0	0	0	0	0	0	0	0	0	0	0	0	0	0	0	0	0	.143
MAR 08, 2016	LONGWOOD	1	0	0	0	0	0	0	0	0	0	0	0	0	0	0	0	1	0	0	0	.125
MAR 15, 2016	XAVIER	0	0	0	0	0	0	0	0	0	0	0	0	0	0	0	0	0	0	0	0	.125
MAR 23, 2016	PURDUE	0	0	0	0	0	0	0	0	0	0	0	1	0	0	0	0	0	0	0	0	.125
MAR 26, 2016	VIRGINIA	0	0	0	0	0	0	0	0	0	0	1	1	0	0	0	0	0	0	0	0	.125
MAR 27, 2016	VIRGINIA	1	0	0	0	0	0	0	0	0	0	0	0	0	0	0	0	0	0	0	0	.111
MAR 29, 2016	WKU	0	0	0	0	0	0	0	0	0	0	0	0	0	0	0	0	0	1	0	0	.111
APR 03, 2016	VIRGINIA TECH	1	0	0	0	0	0	0	0	0	0	0	0	0	0	0	0	1	1	0	0	.100
APR 04, 2016	VIRGINIA TECH	0	1	0	0	0	0	0	0	1	0	0	0	0	0	0	0	0	0	0	0	.100
TOTALS		0	10	3	1	0	0	0	0	2	0	1	2	0	0	0	0	2	3	0	0	.100

CAREER STATS - OVERALL

YEAR	AVG	GP	GS	AB	R	H	2B	3B	HR	RBI	TB	SLG%	BB	HBP	SO	GDP	OB%	SF	SH	SB	A	PO	A	E	FLD%
2016	.100	14	0	10	3	1	0	0	0	0	1	.100	2	0	2	0	.250	0	0	1	3	3	0	0	1.000
TOTAL	.100	14	0	10	3	1	0	0	0	0	1	.100	2	0	2	0	.250	0	0	1	3	3	0	0	1.000

CAREER STATS - CONFERENCE

YEAR	AVG	GP	GS	AB	R	H	2B	3B	HR	RBI	TB	SLG%	BB	HBP	SO	GDP	OB%	SF	SH	SB	A	PO	A	E	FLD%
2016	.000	4	0	2	1	0	0	0	0	0	0	.000	1	0	1	0	.333	0	0	1	2	1	0	0	1.000
TOTAL	.000	4	0	2	1	0	0	0	0	0	0	.000	1	0	1	0	.333	0	0	1	2	1	0	0	1.000



#33 RYAN SUMMERS

RS-Sophomore | OF

6-2 | 200 | R/R

Westfield, Mass. (Berkshire HS)

2016 HIGHLIGHTS: Had career-high three hits in 3-for-4 outing with a double and two RBI in April 3 win over Virginia Tech. Singled and later scored game-winning run in the eighth inning of Louisville's March 12 victory against Notre Dame. Connected for first hit of the season with a single in Feb. 21 win over SIU Edwardsville.

AB:	4 (2 games)	SEASON HIGHS	CAREER HIGHS
H:	3 (4/3 vs. Virginia Tech)		5 (5/3/15 at Clemson)
2B:	1 (4/3 vs. Virginia Tech)		3 (4/3/16 vs. Virginia Tech)
3B:	-		1 (4 games)
HR:	-		1 (3/10/15 vs. Ole Miss)
RBI:	2 (4/3 vs. Virginia Tech)		1 (3/14/15 vs. Boston Coll.)
R:	2 (4/3 vs. Virginia Tech)		2 (4/3/16 vs. Virginia Tech)
SB:	-		2 (2 games)
PO:	3 (4/3 vs. Virginia Tech)		2 (4/11/15 at Duke)
A:	1 (4/3 vs. Virginia Tech)		9 (4/28/15 vs. Kentucky)
H STREAK:	1 (3 times)		1 (2 games)
			2 (3 times)

2016 GAME-BY-GAME STATS

DATE	OPPONENT	GS	AB	R	H	RBI	2B	3B	HR	BB	IBB	SB	CS	HBP	SAC	SF	GDP	K	PO	A	E	AVG
FEB 19, 2016	SIU EDWARDSVILLE		2	1	0	1	0	0	0	0	0	0	0	0	0	0	0	0	1	0	0	.000
FEB 20, 2016	SIU EDWARDSVILLE		2	0	0	0	0	0	0	0	0	0	0	0	0	0	0	1	0	0	0	.000
FEB 21, 2016	SIU EDWARDSVILLE		1	0	1	0	0	0	0	0	0	0	0	0	0	0	0	0	0	0	0	.200
FEB 23, 2016	EASTERN KENTUCKY		2	0	0	0	0	0	0	0	0	0	0	0	0	0	0	1	1	0	0	.143
FEB 26, 2016	OLE MISS		0	0	0	0	0	0	0	0	0	0	0	0	0	0	0	0	0	0	0	.143
FEB 28, 2016	OLE MISS		0	0	0	0	0	0	0	0	0	0	0	0	0	0	0	0	0	0	0	.143
MAR 02, 2016	MOREHEAD STATE		1	0	0	0	0	0	0	0	0	0	0	0	0	0	0	0	0	0	0	.125
MAR 05, 2016	PRINCETON	*	4	0	0	0	0	0	0	0	0	0	0	0	0	0	0	0	0	0	0	.083
MAR 06, 2016	PRINCETON		0	0	0	0	0	0	0	0	0	0	0	0	0	0	0	0	0	0	0	.083
MAR 08, 2016	LONGWOOD		0	0	0	0	0	0	0	1	0	0	0	0	0	0	0	1	0	0	0	.083
MAR 11, 2016	NOTRE DAME-1		0	0	0	0	0	0	0	0	0	0	0	0	0	0	0	0	0	0	0	.083
MAR 11, 2016	NOTRE DAME-2		0	0	0	0	0	0	0	0	0	0	0	0	0	0	0	0	0	0	0	.083
MAR 12, 2016	NOTRE DAME	*	3	1	1	0	0	0	0	0	0	0	0	0	0	0	0	1	0	0	0	.133
MAR 15, 2016	XAVIER	*	2	0	0	0	0	0	0	1	0	0	0	0	0	0	0	1	0	0	0	.118
MAR 16, 2016	WRIGHT STATE		1	0	0	0	0	0	0	0	0	0	0	0	0	0	0	1	0	0	0	.111
MAR 18, 2016	MIAMI (FL)		1	0	0	0	0	0	0	0	0	0	0	0	0	0	0	1	0	0	0	.105
MAR 19, 2016	MIAMI (FL)		2	0	0	0	0	0	0	0	0	0	0	0	0	0	0	1	0	0	0	.095
MAR 26, 2016	VIRGINIA	*	3	0	0	0	0	0	0	0	0	0	0	0	0	0	0	1	0	0	0	.083
MAR 27, 2016	VIRGINIA		1	0	0	0	0	0	0	0	0	0	0	0	0	0	0	1	0	0	0	.080
APR 03, 2016	VIRGINIA TECH	*	4	1	3	2	1	0	0	0	0	0	0	0	0	0	0	3	1	0	0	.172
APR 04, 2016	VIRGINIA TECH		0	2	0	0	0	0	0	0	0	0	0	1	0	0	0	0	0	0	0	.172
APR 08, 2016	FLORIDA STATE		0	0	0	0	0	0	0	0	0	0	0	0	0	0	0	0	0	0	0	.172
APR 10, 2016	FLORIDA STATE		1	0	0	0	0	0	0	0	0	0	0	0	0	0	0	1	0	0	0	.167
TOTALS			6	30	5	5	3	1	0	2	0	0	0	1	0	0	0	6	10	1	0	.167

CAREER STATS - OVERALL

YEAR	AVG	GP	GS	AB	R	H	2B	3B	HR	RBI	TB	SLG%	BB	HBP	SO	GDP	OB%	SF	SH	SB	A	PO	A	E	FLD%
2014	.200	10	0	10	1	2	0	0	0	1	2	.200	0	0	4	0	.200	0	0	0	0	3	0	0	1.000
2015	.226	56	30	93	16	21	3	1	1	6	29	.312	8	5	20	4	.318	1	1	10	13	62	1	0	1.000
2016	.167	23	6	30	5	5	1	0	0	3	6	.200	2	1	6	0	.242	0	0	0	0	10	1	0	1.000
TOTAL	.211	89	36	133	22	28	4	1	1	10	37	.278	10	6	30	4	.293	1	1	10	13	75	2	0	1.000

CAREER STATS - CONFERENCE

YEAR	AVG	GP	GS	AB	R	H	2B	3B	HR	RBI	TB	SLG%	BB	HBP	SO	GDP	OB%	SF	SH	SB	A	PO	A	E	FLD%
2014	.000	1	0	1	0	0	0	0	0	0	0	.000	0	0	0	0	.000	0	0	0	0	0	0	0	.000
2015	.250	25	13	40	10	10	1	0	1	2	14	.350	4	3	9	3	.354	1	1	5	5	33	0	0	1.000
2016	.267	11	4	15	4	4	1	0	0	2	5	.333	0	1	3	0	.313	0	0	0	0	6	1	0	1.000
TOTAL	.250	37	17	56	14	14	2	0	1	4	19	.339	4	4	12	3	.338	1	1	5	5	39	1	0	1.000



#24 LOGAN TAYLOR

Junior | OF

5-9 | 170 | R/R

Lexington, Ky. (Lexington Catholic HS)

2016 HIGHLIGHTS: Had two hits and one RBI in April 8 opener at No. 5 Florida State. Was 2-for-5 with fifth triple of the season and scored twice in March 29 win at WKU. Doubled, walked twice, drove in a run and scored two times in series-clinching win over No. 9 Virginia on March

27. Finished 3-for-5 with a double and scored once in March 23 win at Purdue. Successfully stole home to highlight a 2-for-4 performance, which included a three-run triple, against Wright State on March 16. Executed perfectly on a squeeze bunt to score game-winning run in the eighth inning of Louisville's 1-0 win over Notre Dame on March 12. Was 2-for-5 with third triple of the season, two runs scored and one RBI in March 2 win over Morehead State. Hit safely in all three games of the season-opening sweep of SIU Edwardsville, highlighted by 2-for-3 performance with a triple, two RBI and three runs scored in Feb. 19 opener. Added second career triple and drove in two more runs in Feb. 20 win over SIUE.

	SEASON HIGHS	CAREER HIGHS
AB:	6 (3/29 at WKU)	6 (3/29/16 at WKU)
H:	3 (3/23 at Purdue)	3 (3 games)
2B:	1 (4 games)	1 (8 games)
3B:	1 (5 games)	1 (5 games)
HR:	-	1 (6/7/15 vs. Cal St Fullerton)
RBI:	3 (3/16 vs. Wright St)	3 (7 games)
R:	3 (2/19 vs. SIUE)	3 (2/19/16 vs. SIUE)
SB:	2 (3/16 vs. Wright St)	2 (2 games)
PO:	5 (3 games)	5 (3 games)
A:	-	1 (3 games)
H STREAK:	5 (2/27-3/5)	5 (2 times)

CAREER HONORS

- 2015 NCAA Louisville Regional All-Tournament Team

2016 GAME-BY-GAME STATS

DATE	OPPONENT	GS	AB	R	H	RBI	2B	3B	HR	BB	IBB	SB	CS	HBP	SAC	SF	GDP	K	PO	A	E	AVG
FEB 19, 2016	SIU EDWARDSVILLE	*	3	3	2	2	0	1	0	1	0	0	0	0	0	0	0	0	0	0	0	.667
FEB 20, 2016	SIU EDWARDSVILLE	*	4	1	1	2	0	1	0	0	0	0	0	0	0	0	0	0	1	0	0	.429
FEB 21, 2016	SIU EDWARDSVILLE	*	4	1	1	0	0	0	0	0	0	1	0	0	0	0	0	0	0	0	0	.364
FEB 23, 2016	EASTERN KENTUCKY	*	2	1	0	1	0	0	0	1	0	0	0	0	0	1	0	0	3	0	0	.308
FEB 26, 2016	OLE MISS	*	5	0	0	0	0	0	0	0	0	0	0	0	0	0	0	1	2	0	0	.222
FEB 27, 2016	OLE MISS	*	4	0	1	0	0	0	0	1	0	1	0	0	0	0	0	0	5	0	0	.227
FEB 28, 2016	OLE MISS	*	3	1	1	0	0	0	0	1	0	0	1	0	0	0	0	0	1	0	0	.240
MAR 02, 2016	MOREHEAD STATE	*	5	2	2	1	0	1	0	0	0	1	0	0	0	0	0	1	3	0	0	.267
MAR 04, 2016	PRINCETON	*	4	1	1	0	1	0	0	0	0	0	0	0	0	0	0	0	1	0	0	.265
MAR 05, 2016	PRINCETON	*	3	2	1	0	0	0	0	1	0	1	0	0	0	0	0	1	5	0	0	.270
MAR 06, 2016	PRINCETON	*	4	0	0	0	0	0	0	0	0	0	0	0	0	0	0	0	0	0	0	.244
MAR 08, 2016	LONGWOOD	*	3	1	0	0	0	0	0	1	0	1	0	0	0	0	0	0	1	0	0	.227
MAR 11, 2016	NOTRE DAME-1	*	5	1	2	0	0	0	0	0	0	0	0	1	0	0	0	0	3	0	0	.245
MAR 11, 2016	NOTRE DAME-2	*	3	0	0	0	0	0	0	0	0	0	0	0	1	0	0	1	1	0	0	.231
MAR 12, 2016	NOTRE DAME	*	3	0	0	1	0	0	0	0	0	0	0	0	1	0	0	0	2	0	0	.218
MAR 15, 2016	XAVIER	*	1	0	0	0	0	0	0	0	0	0	0	0	0	0	0	0	0	0	0	.214
MAR 16, 2016	WRIGHT STATE	*	4	1	2	3	0	1	0	0	0	2	0	0	0	0	1	0	2	0	0	.233
MAR 18, 2016	MIAMI (FL)	*	5	0	0	0	0	0	0	0	0	0	0	0	0	0	0	0	1	0	0	.215
MAR 19, 2016	MIAMI (FL)	*	4	0	1	0	0	0	0	0	0	0	0	0	0	0	0	1	5	0	0	.217
MAR 20, 2016	MIAMI (FL)	*	4	0	0	0	0	0	0	0	0	0	1	0	1	0	0	1	1	0	0	.205
MAR 23, 2016	PURDUE	*	5	1	3	0	1	0	0	0	0	1	1	0	0	0	0	1	2	0	0	.231
MAR 25, 2016	VIRGINIA	*	3	2	2	0	0	0	0	0	0	1	0	0	0	0	0	0	2	0	0	.247
MAR 26, 2016	VIRGINIA	*	3	1	0	0	0	0	0	1	1	0	0	1	0	0	0	0	2	0	0	.238
MAR 27, 2016	VIRGINIA	*	2	2	1	1	1	0	0	2	0	0	0	0	0	0	0	0	3	0	0	.244
MAR 29, 2016	WKU	*	6	2	2	1	0	1	0	0	0	0	0	0	0	0	1	0	2	0	0	.250
APR 02, 2016	VIRGINIA TECH	*	4	1	2	0	1	0	0	0	0	1	0	0	0	0	1	0	1	0	0	.260
APR 08, 2016	FLORIDA STATE	*	4	0	2	1	0	0	0	0	0	0	0	0	0	0	0	0	2	0	0	.270
APR 09, 2016	FLORIDA STATE	*	4	0	0	0	0	0	0	0	0	0	0	0	0	0	0	0	3	0	0	.260
APR 10, 2016	FLORIDA STATE	*	2	1	0	0	0	0	0	1	0	0	0	0	0	0	0	0	0	0	0	.255

CAREER STATS - OVERALL

YEAR	AVG	GP	GS	AB	R	H	2B	3B	HR	RBI	TB	SLG%	BB	HBP	SO	GDP	OB%	SF	SH	SB	A	PO	A	E	FLD%
2014	.238	56	23	80	10	19	1	0	0	7	20	.250	8	6	6	1	.351	0	8	3	7	55	2	1	.983
2015	.358	60	14	67	16	24	3	0	1	13	30	.448	10	3	5	1	.451	2	4	8	9	58	1	2	.967
2016	.255	29	28	106	25	27	4	5	0	13	41	.387	10	2	7	3	.328	1	3	10	13	54	0	0	1.000
TOTAL	.277	145	65	253	51	70	8	5	1	33	91	.360	28	11	18	5	.369	3	15	21	29	167	3	3	.983

CAREER STATS - CONFERENCE

YEAR	AVG	GP	GS	AB	R	H	2B	3B	HR	RBI	TB	SLG%	BB	HBP	SO	GDP	OB%	SF	SH	SB	A	PO	A	E	FLD%
2014	.150	21	12	40	2	6	0	0	0	3	6	.150	4	3	5	1	.277	0	4	1	2	26	1	0	1.000
2015	.318	28	1	22	3	7	1	0	0	5	8	.364	2	1	2	0	.385	1	0	3	3	22	0	0	1.000
2016	.217	13	13	46	8	10	2	0	0	3	12	.261	4	2	3	1	.308	0	3	2	3	26	0	0	1.000
TOTAL	.213	62	26	108	13	23	3	0	0	11	26	.241	10	6	10	2	.312	1	7	6	8	74	1	0	1.000



#26 BLAKE TIBERI

RS-Sophomore | 3B

5-11 | 201 | L/R

Taylor Mill, Ky. (Holy Cross HS)

2016 HIGHLIGHTS: Has team-leading 16 multi-hit performances. Was 2-for-4 with a double and one RBI in April 10 series finale at No. 5 Florida State. Finished 2-for-4 with a double and two RBI in April 9 win over the Seminoles. Hit safely in all three wins over Virginia Tech highlighted by

a pair of two-hit performances. Doubled, drove in three runs and scored once in March 26 win over No. 9 Virginia. Finished 2-for-4 with a home run in March 20 win at No. 5 Miami. Went 2-for-3 with a home run and scored twice on March 18 against the Hurricanes. Was 2-for-4 with one RBI and scored twice in March 16 win over Wright State. Delivered two-run double in March 8 win over Longwood. Finished 6-for-12 with two doubles, five RBI and three runs scored in three-game sweep of Princeton. Was 3-for-3 with two RBI in March 2 win over Morehead State. Connected for first home run of the season to go along with a double and two RBI against No. 21 Ole Miss on Feb. 26. Was 2-for-2 with a double, one RBI and scored three times in Feb. 23 win over EKU. Hit safely in all three games of the season-opening sweep of SIU Edwardsville, highlighted by 2-for-3 performance with a double, one RBI and two runs scored in Feb. 19 opener.

	SEASON HIGHS	CAREER HIGHS
AB:	5 (3 games)	5 (5 games)
H:	3 (3/2 vs. Morehead St)	3 (2 games)
2B:	1 (11 games)	1 (14 games)
3B:	1 (2 games)	1 (2 games)
HR:	1 (4 games)	1 (8 games)
RBI:	3 (3/26 vs. Virginia)	3 (2 games)
R:	3 (2/23 vs. EKU)	3 (2/23/16 vs. EKU)
SB:	-	1 (3/7/15 vs. Miami-FL)
PO:	2 (2 games)	3 (2/24/15 vs. Butler)
A:	6 (3/11 vs. Notre Dame)	6 (3/11/16 vs. Notre Dame)
H STREAK:	13 (2/19-3/11)	13 (2/19/16-3/11/16)

2016 GAME-BY-GAME STATS

DATE	OPPONENT	GS	AB	R	H	RBI	2B	3B	HR	BB	IBB	SB	CS	HBP	SAC	SF	GDP	K	PO	A	E	AVG
FEB 19, 2016	SIU EDWARDSVILLE	*	3	2	2	1	1	0	0	1	0	0	0	0	0	0	0	0	1	3	0	.667
FEB 20, 2016	SIU EDWARDSVILLE	*	3	1	1	0	0	0	0	0	0	0	0	1	0	0	0	0	0	1	0	.500
FEB 21, 2016	SIU EDWARDSVILLE	*	4	0	1	1	0	1	0	0	0	0	0	0	0	0	0	0	0	1	0	.400
FEB 23, 2016	EASTERN KENTUCKY	*	2	3	2	1	1	0	0	2	0	0	0	0	0	0	0	0	0	2	0	.500
FEB 26, 2016	OLE MISS	*	5	1	2	2	1	0	1	0	0	0	0	0	0	0	0	1	0	2	0	.471
FEB 27, 2016	OLE MISS	*	4	0	1	1	0	0	0	1	0	0	0	0	0	0	0	0	0	0	0	.429
FEB 28, 2016	OLE MISS	*	4	0	2	0	0	0	0	0	0	0	0	0	0	0	0	0	0	3	0	.440
MAR 02, 2016	MOREHEAD STATE	*	3	0	3	2	0	0	0	0	0	0	0	0	0	1	0	0	0	0	0	.500
MAR 04, 2016	PRINCETON	*	4	0	2	1	0	0	0	0	0	0	0	0	0	0	0	1	0	3	1	.500
MAR 05, 2016	PRINCETON	*	4	1	2	2	1	0	0	0	0	0	0	0	0	0	0	0	0	1	0	.500
MAR 06, 2016	PRINCETON	*	4	2	2	2	1	0	1	0	0	0	0	0	0	0	0	0	0	0	0	.500
MAR 08, 2016	LONGWOOD	*	4	1	1	2	1	0	0	0	0	0	0	0	0	0	0	0	0	2	0	.477
MAR 11, 2016	NOTRE DAME-1	*	5	0	2	0	0	0	0	0	0	0	0	0	0	0	0	0	1	6	0	.469
MAR 11, 2016	NOTRE DAME-2	*	4	0	0	0	0	0	0	0	0	0	0	0	0	0	0	0	1	1	0	.434
MAR 12, 2016	NOTRE DAME	*	3	0	0	0	0	0	0	0	0	0	0	0	0	0	0	1	1	0	0	.411
MAR 15, 2016	XAVIER	*	3	1	0	0	0	0	0	0	0	0	0	1	0	0	1	0	1	1	0	.390
MAR 16, 2016	WRIGHT STATE	*	4	2	2	1	0	0	0	0	0	0	0	0	0	0	1	0	0	0	0	.397
MAR 18, 2016	MIAMI (FL)	*	3	2	2	1	0	0	1	0	0	0	0	0	1	0	0	0	0	1	0	.409
MAR 19, 2016	MIAMI (FL)	*	4	0	0	0	0	0	0	0	0	0	0	0	0	0	0	1	0	1	0	.386
MAR 20, 2016	MIAMI (FL)	*	4	1	2	1	0	0	1	0	0	0	0	0	0	0	0	0	0	2	0	.392
MAR 23, 2016	PURDUE	*	5	1	1	1	0	0	0	0	0	0	0	0	0	0	1	0	2	1	0	.380
MAR 25, 2016	VIRGINIA	*	3	0	0	0	0	0	0	1	0	0	0	0	0	0	0	0	0	1	0	.366
MAR 26, 2016	VIRGINIA	*	2	1	1	3	1	0	0	3	0	0	0	0	0	0	0	0	0	0	0	.369
MAR 27, 2016	VIRGINIA	*	3	1	1	1	1	0	0	1	0	0	0	0	0	0	0	0	0	0	0	.368
MAR 29, 2016	WKU	*	4	1	1	1	0	1	0	0	0	0	0	0	0	0	0	0	3	0	0	.363
APR 02, 2016	VIRGINIA TECH	*	4	0	1	2	1	0	0	0	0	0	0	0	0	0	0	0	0	1	0	.358
APR 03, 2016	VIRGINIA TECH	*	4	1	2	1	0	0	0	0	0	0	0	0	0	0	0	0	0	0	0	.364
APR 04, 2016	VIRGINIA TECH	*	4	1	2	0	0	0	0	0	0	0	0	0	0	0	0	0	0	0	0	.369
APR 08, 2016	FLORIDA STATE	*	4	0	0	0	0	0	0	0	0	0	0	0	0	0	0	1	2	1	1	.355
APR 09, 2016	FLORIDA STATE	*	4	1	2	2	1	0	0	1	0	0	0	0	0	0	0	1	1	1	0	.360
APR 10, 2016	FLORIDA STATE	*	4	0	2	1	1	0	0	0	0	0	0	0	0	0	0	0	1	1	1	.365
TOTALS			31	115	24	42	30	11	2	4	10	0	0	2	1	1	3	6	11	39	3	.365

CAREER STATS - OVERALL

YEAR	AVG	GP	GS	AB	R	H	2B	3B	HR	RBI	TB	SLG%	BB	HBP	SO	GDP	OB%	SF	SH	SB	A	PO	A	E	FLD%
2015	.261	45	22	92	12	24	3	0	4	18	39	.424	9	2	12	2	.330	3	1	1	1	3	2	1	.833
2016	.365	31	31	115	24	42	11	2	4	30	69	.600	10	2	6	3	.422	1	1	0	0	11	39	3	.943
TOTAL	.319	76	53	207	36	66	14	2	8	48	108	.522	19	4	18	5	.380	4	2	1	1	14	41	4	.932

CAREER STATS - CONFERENCE

YEAR	AVG	GP	GS	AB	R	H	2B	3B	HR	RBI	TB	SLG%	BB	HBP	SO	GDP	OB%	SF	SH	SB	A	PO	A	E	FLD%
2015	.279	19	10	43	4	12	1	0	1	6	16	.372	4	1	3	1	.347	1	0	1	1	0	1	0	1.000
2016	.309	15	15	55	8	17	5	0	2	12	28	.509	6	0	4	0	.377	0	1	0	0	7	16	2	.920
TOTAL	.296	34	25	98	12	29	6	0	3	18	44	.449	10	1	7	1	.364	1	1	1	1	7	17	2	.923



#31 ADAM WOLF

Freshman | LHP

6-6 | 220 | L/L

Milan, Ohio (Edison HS)

2016 HIGHLIGHTS: Had two strikeouts in one inning of perfect relief at No. 5 Florida State on April 10. Delivered impressive inning of relief with one strikeout in Louisville's March 20 win at No. 5 Miami. Came out of the bullpen for first collegiate appearance on the mound and had two shutout innings of relief with two strikeouts to close March 2 win over Morehead State.

IP:	2.0 (2 games)	CAREER HIGHS	2.0 (2 games)
K:	2 (3 games)		2 (3 games)
BB:	1 (2 games)		1 (2 games)
H:	2 (2 games)		2 (2 games)
R:	1 (3/25 vs. Virginia)		1 (3/25/16 vs. Virginia)
ER:	1 (3/25 vs. Virginia)		1 (3/25/16 vs. Virginia)
WP:	-		-
HIT BATTERS:	-		-
SCORELESS	4.2 (3/2-3/25)		4.2 (3/2/16-3/25/16)
STREAK:			

2016 GAME-BY-GAME STATS

DATE	OPPONENT	GS	IP	H	R	ER	BB	SO	2B	3B	HR	WP	BK	HBP	IBB	SCORE	W	L	SV	ERA
MAR 02, 2016	MOREHEAD STATE		2.0	0	0	0	0	2	0	0	0	0	0	0	0	9-5	0	0	0	0.00
MAR 08, 2016	LONGWOOD		0.2	1	0	0	1	1	0	0	0	0	0	0	0	10-1	0	0	0	0.00
MAR 11, 2016	NOTRE DAME-1		0.0	1	0	0	0	0	1	0	0	0	0	0	0	4-3	0	0	0	0.00
MAR 16, 2016	WRIGHT STATE		0.2	1	0	0	1	0	0	0	0	0	0	0	0	9-1	0	0	0	0.00
MAR 20, 2016	MIAMI (FL)		1.0	2	0	0	0	1	0	0	0	0	0	0	0	4-3	0	0	0	0.00
MAR 25, 2016	VIRGINIA		2.0	2	1	1	0	2	1	0	1	0	0	0	0	3-6	0	0	0	1.42
APR 10, 2016	FLORIDA STATE		1.0	0	0	0	0	2	0	0	0	0	0	0	0	5-16	0	0	0	1.23
TOTALS		0	7.1	7	1	1	2	8	2	0	1	0	0	0	0	44-35	0	0	0	1.23

CAREER STATS - OVERALL

YEAR	ERA	W - L	APP	GS	CG	SHO	CBO	SV	IP	H	R	ER	BB	SO	2B	3B	HR	BF	B/AVG	WP	HBP	BK	SFA	SHA
2016	1.23	0--0	7	0	0	0	0	0	7.1	7	1	1	2	8	2	0	1	31	.241	0	0	0	0	0
TOTAL	1.23	0--0	7	0	0	0	0	0	7.1	7	1	1	2	8	2	0	1	31	.241	0	0	0	0	0

CAREER STATS - CONFERENCE

YEAR	ERA	W - L	APP	GS	CG	SHO	CBO	SV	IP	H	R	ER	BB	SO	2B	3B	HR	BF	B/AVG	WP	HBP	BK	SFA	SHA
2016	2.25	0--0	4	0	0	0	0	0	4.0	5	1	1	0	5	2	0	1	17	.294	0	0	0	0	0
TOTAL	2.25	0--0	4	0	0	0	0	0	4.0	5	1	1	0	5	2	0	1	17	.294	0	0	0	0	0