

Louisville Basketball Quick Facts

Location	Louisville, Ky. 40292
Founded / Enrollment	1798 / 22,000
Nickname / Colors	Cardinals / Red & Black
Conference	Atlantic Coast
Home Court	KFC Yum! Center (22,000)
Acting President	Dr. Neville Pinto
Vice President for Athletics	Tom Jurich
Head Coach	Rick Pitino (UMass '74)
U of L Record	398-135 (16th yr.)
Overall Record	752-263 (32nd yr.)
Associate Head Coach	Kenny Johnson
Assistant Coaches	Mike Balado, David Padgett
Dir. of Basketball Operations	Michael Bowden
All-Time Record	1,785-893 (103rd yr.)
All-Time NCAA Tournament Record	75-42
	(41 Appearances, 10 Final Fours,
	Three NCAA Championships - 1980, 1986, 2013)
Important Phone Numbers	
Athletics Office	(502) 852-5732
Basketball Office	(502) 852-6651
Sports Information Office	(502) 852-6581
SID - Kenny Klein, cell	(502) 599-7865
email: kenny@GoCards.com	

2016-17 Schedule / Results

Date	Opponent	TV	Time (ET)
November			
Thur. 3	KENTUCKY WESLEYAN ~ ACCNE	W	109-71
Mon. 7	BELLARMINE ~ ACCNE	W	81-60
Fri. 11	EVANSVILLE ~ ACCNE	W	78-47
Mon. 14	WILLIAM & MARY ~ RSN	W	91-58
Thur. 17	LONG BEACH STATE + ACCNE	W	88-56
Wed. 23	Old Dominion # AXS-TV	W	68-62ot
Thur. 24	Wichita State # ESPN	W	62-52
Fri. 25	No. 20/rv Baylor # ESPN	L	63-66
Wed. 30	No. 15/16 PURDUE * ESPN	W	71-64
December			
Sat. 3	at Grand Canyon	WAVE	W 79-70
Wed. 7	SOUTHERN ILLINOIS ~ RSN	7:05 p.m.	
Sat. 10	TEXAS SOUTHERN ~ RSN	2:04 p.m.	
Sat. 17	EASTERN KENTUCKY ! ~ RSN	Noon	
Wed. 21	KENTUCKY ~ ESPN	7:00 p.m.	
Wed. 28	VIRGINIA ~ ESPN2	7:00 p.m.	
Sat. 31	Indiana ^ CBS	12:30 p.m.	
January			
Wed. 4	at Notre Dame	ACCN/WAVE	9:00 p.m.
Sat. 7	at Georgia Tech	ACCN/WHAS	2:00 p.m.
Wed. 11	PITTSBURGH ~ RSN	7:00 p.m.	
Sat. 14	DUKE ~ ESPN or ESPN2	Noon	
Thur. 19	CLEMSON ~ ESPN or ESPN2	9:00 p.m.	
Sat. 21	at Florida State	ESPN or ESPN2	2:00 p.m.
Tues. 24	at Pittsburgh	ESPNU	7:00 p.m.
Sun. 29	NC STATE ~ ACCN/WAVE	1:00 p.m.	
February			
Sat. 4	at Boston College	ACCN/WHAS	3:00 p.m.
Mon. 6	at Virginia	ESPN	7:00 p.m.
Sat. 11	MIAMI ~ ESPN or ESPN2	TBA	
Mon. 13	at Syracuse	ESPN	7:00 p.m.
Sat. 18	VIRGINIA TECH ~ ACCN/WAVE	1:00 p.m.	
Wed. 22	at North Carolina	ESPN	9:00 p.m.
Sun. 26	SYRACUSE ~ CBS	2:00 p.m.	
March			
Wed. 1	at Wake Forest	RSN	9:00 p.m.
Sat. 4	NOTRE DAME ~ CBS	2:00 p.m.	
Tues. 7	at ACC Championship	TBA	TBA
Sat. 11	(Barclays Center, Brooklyn, NY)		
~ exhibition game			
+ Battle 4 Atlantis, Louisville, KY			
# Battle 4 Atlantis, Paradise Island, Bahamas			
* ACC/Big 10 Challenge, Louisville, KY			
! Billy Minardi Classic, Louisville, KY			
^ at Bankers Life Arena, Indianapolis, Ind.			



LOUISVILLE BASKETBALL

1980, 1986, 2013 NCAA Champions □ 10 NCAA Final Fours □ 41 NCAA Tournament Appearances

Sports Information ♦ University of Louisville ♦ Louisville, KY 40292 ♦ www.GoCards.com
Phone: (502) 852-6581 ♦ Fax: (502) 852-7401 ♦ email: kenny@GoCards.com ♦ Twitter: @KKcards

Louisville Cardinals (7-1) vs. Southern Illinois Salukis (5-3)



Wednesday, Dec. 7 ■ 7:05 p.m. ET ■ KFC Yum! Center ■ Louisville, Ky.

PROBABLE STARTING LINEUPS

Louisville (7-1)	Ht.	Wt.	Yr.	PPG	RPG	Hometown
F 10 Jaylen JOHNSON	6-9	230	Jr.	9.3	8.0	Ypsilanti, Mich.
F 22 Deng ADEL	6-7	200	So.	9.6	3.8	Melbourne, Australia
C 12 Mangok MATHIANG	6-10	220	Sr.	6.3	6.5	Melbourne, Australia
G 4 Quentin SNIDER	6-2	175	Jr.	10.5	2.4	Louisville, Ky.
G 45 Donovan MITCHELL	6-3	195	So.	11.9	6.0	Greenwich, Conn.

Southern Illinois (5-3)	Ht.	Wt.	Yr.	PPG	RPG	Hometown
F 33 Sean O'BRIEN	6-7	215	Sr.	11.4	7.8	Mundelein, Ill.
C 40 Thik BOL	6-8	200	Jr.	10.1	7.5	Omaha, Neb.
G 1 Mike RODRIGUEZ	5-10	165	Sr.	14.5	2.4	Boston, Mass.
G 5 Leo VINCENT	6-1	192	Sr.	11.6	3.0	Bensalem, Pa.
G 22 Armon FLETCHER	6-4	190	So.	13.5	3.8	Edwardsville, Ill.

Head Coach: Barry Hinson (Central Michigan '88) 67-70 in 4th year at SIU; 272-210 in 16th year overall.

Louisville will return to the KFC Yum! Center for the first of five straight at home as the Cardinals face the Southern Illinois Salukis on Wednesday. In its first true road game of the season, Louisville prevailed 79-70 at Grand Canyon as the Cardinals' bench produced 38 points. Deng Adel led the Cardinals with 15 points, 11 of which he scored in the second half. Southern Illinois (5-3) returns three starters from last season when it posted a 20-12 record and finished fourth in the Missouri Valley Conference. SIU is the third MVC team that UofL has played this year (also Evansville, Wichita State). SIU won 74-70 over Texas Southern -- UofL's opponent on Saturday -- on Dec. 3 in its last outing.

GAME FACTS

Site: KFC Yum! Center/Crum Court, Louisville, Ky. (22,000) (103-14 in 7th year)
Television: ACC Regional Sports Networks Wes Durham, play-by-play; Mike Gminksi, analyst. Specifics on where to watch may be found on page 3 of these notes.
Radio: WKRD (790 AM) - Paul Rogers, play-by-play; Bob Valvano, analyst (Sirius channel 81, XM 81, Internet 81)
Series History: UofL leads 3-2 (2-1 in Louisville, 1-1 in Carbondale)
Last Meeting: UofL 73, Southern Illinois 72 (Feb. 26, 1976 at Carbondale, Ill.)
UofL National Ranking: 13th USA Today, 11th Associated Press
Officials: Bert Smith, Lee Cassell, Jerry Heater
Next UofL Game: Dec. 10 vs. Texas Southern, KFC Yum! Center, 2:05 p.m. ET (Regional Sports Networks)

CARD FILE

■ Louisville has a **27-4** record during the month of December over the last five years, winning 15 of its last 18 in that month.
■ Attendance at the KFC Yum! Center will surpass the **2.5 million** mark likely on Wednesday. A total of 2,496,279 fans have flocked to the arena to watch UofL play in the Cardinals' seventh seasons downtown, 3,721 short of the 2.5 million mark
■ Louisville has won **50 of its last 51** non-conference games at home in the KFC Yum! Center, spanning the last seven seasons. UofL has an overall 103-14 record in the spectacular arena, including a 59-3 record against non-conference opponents. The Cardinals have won their last 14 home games against non-conference opponents.
■ UofL **Coach Rick Pitino** won his **750th** career collegiate victory when the Cardinals beat Wichita State on Nov. 24. He needs **two wins** for his 400th victory at Louisville. He is one of five active coaches with at least 750 victories.
■ **Donovan Mitchell** leads the ACC and is 21st in the nation in steals (2.5 per game). His seven steals against Old Dominion matched the fourth-most ever at UofL. His 20 steals in eight games is just five less than he had his entire freshman year.
■ Louisville's **153 victories** over the last six years are the **fifth-most wins in the nation** in that stretch. The Cards are one of just three teams to win at least 30 games in three of the last five seasons (30-10 in 2011-12, 35-5 in '12-13, 31-6 in '13-14).
■ Louisville is one of just four schools which have won 20 or more games in each of the **last 14 seasons** (also Kansas, Duke and Gonzaga).

■ **About Southern Illinois** — Louisville will return to the KFC Yum! Center for the first of five straight at home as the Cardinals face the Southern Illinois Salukis on Wednesday. Southern Illinois (5-3) returns three starters from last season when it posted a 20-12 record and finished fourth in the Missouri Valley Conference. SIU won 74-70 over Texas Southern -- UofL's opponent on Saturday -- on Dec. 3 in its last outing. Trailing by two with 1:30 remaining, the Salukis scored the last six points of the game as Armon Fletcher scored 18 points to lead four SIU players in double figures.

All five Saluki starters are averaging double figures in scoring. Junior forward Thik Bol is 31st in the nation in blocked shots per game (2.4). Senior forward Sean O'Brien, who is averaging 11.4 points and a team-high 7.8 rebounds, was a pre-season All-MVC selection. Sophomore guard Armon Fletcher, a starter in 76 consecutive games, has hit 43.6 percent of his three-pointers this season (17-of-39). The Salukis are No. 84 in the RPI, 134 in the Sagarin Ratings and 167 in Ken Pomeroy's rankings.

Louisville has won three of its five previous meetings with the Salukis, including a 73-72 victory in the last matchup on Feb. 26, 1976 in Carbondale, Ill. as Ricky Gallon scored 18 points and grabbed eight rebounds for the Cardinals to lead all five starters in double figures.

SIU is the third MVC team that UofL has played this season, beating Evansville 78-47 on Nov. 11 and Wichita State 62-52 on Nov. 24. The Salukis are picked to finish fifth in the MVC behind top choice Wichita State. Louisville was a member of the Missouri Valley from 1964-75. The Cardinals have a collective 99-39 record against current members of the MVC.

Southern Illinois, led by future NBA All-Stars Walt Frazier and Dick Garrett, beat No. 2 Louisville and Wes Unseld 53-50 on (1-11-67) in a season which SIU would go on to win the 1967 National Invitation Tournament title.

SIU's Barry Hinson was the coach at Missouri State when Louisville won 74-56 in the quarterfinals of the 2006 NIT played in Freedom Hall (3-22-06). Taquan Dean led the Cardinals with 26 points in that game as UofL advanced to the semifinals in New York.

Located 236 miles west of Louisville in Carbondale, Ill., Southern Illinois University is the alma mater of Basketball Hall of Famer Walt Frazier, five-time MLB Gold Glove center fielder Steve Finley, actor James Belushi, Dippin' Dots founder Curt Jones, and Darryl Jones, bassist of The Rolling Stones.

■ **Strong Bench at Grand Canyon** -- Louisville's bench scored nearly half of the Cardinals' points at Grand Canyon, producing 38 of the Cards' 79 points. Center Matz Stockman scored a career-high 10 points -- all in the first half when three other front-line members had picked up two fouls each. V.J. King had 14 points, three rebounds and a season-high three assists, scoring 12 of his points in the second half. Ray Spalding scored 12 of his 14 points in the second half, matching a career best with three assists (5-of-5 FG in second half). UofL's leader in field goal percentage (.643), Spalding has averaged 12.5 points and 6.0 rebounds off the bench in the last two games.

2016-17 Southern Illinois University Salukis Men's Basketball Roster

No.	Name	Pos	Ht	Wt	Yr	Hometown	Previous School
0	Jonathan Wiley	G	6-6	200	Jr.	Houston, Texas	Panola College
1	Mike Rodriguez	G	5-10	165	SR	Boston, Mass.	Marshalltown CC
2	Crishawn Cook	G	6-1	180	FR	Evanston, Ill.	Niles North HS
3	Marcus Bartley	G	6-4	176	JR	Decatur, Ill.	Saint Louis University
5	Leo Vincent	G	6-1	192	SR	Bensalem, Pa.	Harcum College
10	Aaron Cook	G	6-1	175	FR	St. Louis, Mo.	Westminster Christian (Mo.) HS
11	Tyler Smithpeters	G	6-4	198	SR	Harrisburg, Ill.	Harrisburg HS
13	Sean Lloyd	G	6-5	215	SO	Philadelphia, Pa.	Mt. Zion Prep (Md.)
15	Austin Weiher	F	6-8	210	RS SO	Kent, Wash.	CYM Academy (Texas)
22	Armon Fletcher	G	6-4	190	RS SO	Edwardsville, Ill.	Edwardsville HS
23	Bernard Cherestal	F	6-8	185	FR	North Cobb, Ga.	North Cobb HS
24	Rudy Stradnieks	F	6-9	240	SO	Riga, Latvia	Lee Academy (Maine)
25	Brendon Gooch	G	6-5	201	FR	Belleville, Ill.	Althoff HS
33	Sean O'Brien	F	6-7	215	SR	Mundelein, Ill.	Mundelein HS
40	Thik Bol	F	6-8	200	JR	Omaha, Neb.	Iowa Western CC

Head Coach: Barry Hinson **Assistant Coaches:** Anthony Beane Sr., Brad Autry, Terrance McGee



Statistical Comparison

	SIU	UofL
Record	5-3	7-1
Scoring Average.....	76.6	75.0
Points Allowed	74.6	59.4
Scoring Margin	+2.0	+15.6
FG Percentage.....	.481	.425
Opp. FG Percentage435	.362
3-Pt. Percentage350	.320
FT Percentage690	.672
Rebound Margin	+1.0	+9.0
Turnover Margin	0.0	+4.4

Series vs. SIU

(Won 3, Lost 2)

Date	SIU	UofL
Feb. 15, 1964 (H)*	57	59
Dec. 10, 1966 (H)	70	66
Jan. 10, 1967 (A)	50	53
Feb. 1, 1976 (H)	98	93
Feb. 26, 1976 (A)	73	72
*Convention Center (Louisville, KY)		

Most Wins, Last Six Years

(Since 2011-12 through Dec. 4)

Team	Record	Pct.
Kentucky	160-36	.829
Gonzaga	158-28	.843
Wichita St.	155-32	.831
Kansas	155-38	.800
Louisville	153-39	.793
Duke	151-38	.794
Arizona	148-40	.789

Last Meeting vs. Southern Illinois

Louisville 73, Southern Illinois 72
Feb. 26, 1976 -- Carbondale, Ill.

Louisville 73

Player	min	FG	FT	Reb	Ass	PF	TP
Cox	27	6-11	2-3	6	1	4	14
Williams	36	6-12	0-0	7	0	3	12
Gallon	40	7-14	4-5	8	2	2	18
Wilson	40	7-17	0-0	7	2	2	14
Bond	35	5-9	1-1	1	5	5	11
Bunton	9	1-2	0-0	1	1	0	2
Brown	13	1-3	0-0	1	0	1	2
Team				9			
Totals	200	33-68	7-9	40	11	17	73
Total FG%	48.5%		F Throw %	77.8%			

Southern Illinois 72

Player	min	FG	FT	Reb	Ass	PF	TP
Wilson	38	4-6	2-2	4	4	3	10
Abrams	40	5-8	4-6	8	2	2	14
Hughlett	25	1-5	0-0	5	2	3	2
Glenn	40	12-18	2-2	0	4	2	26
Williams	39	6-11	2-5	2	4	1	14
Ford	18	2-5	2-2	2	7	5	6
Team				4			
Totals	200	30-53	12-17	25	25	16	72
Total FG%	56.6%		F Throw %	70.6%			

Score by Periods	1st	2nd	Total	Attendance: 9,669
Southern Illinois	42	30	72	
Louisville	39	34	73	

■ **Stifling Defense** -- Louisville leads the nation in Ken Pomeroy's adjusted defensive efficiency through Dec. 4. The Cardinals are 11th in the nation in field goal percentage defense (.362), 13th in scoring defense (59.4 ppg), 14th in blocked shots (6.3 per game), ninth in three-point field goal defense (.320), 24th in turnover margin (+4.4), 18th in rebound margin (+9.0) and seventh in rebounds per game (44.2).

Against No. 15/16 Purdue, the Cardinals limited the Boilermakers to 19 points and 25 percent shooting from the field in the first half, as well as 35.8 percent accuracy for the game. It was the second time UofL has held a team under 20 points in a half this season (also vs. Wichita State); UofL has held seven opponents to 20 or fewer points in a half last season. Purdue entered the game 18th nationally in offensive efficiency and its starting front line produced 23 points after entering the game averaging 47.4 points per game.

Four games ago, Louisville held Wichita State to 31.6 percent shooting from the field and just 52 points as the Cardinals employed its matchup zone for the first time this season. Pitino had installed it during UofL's morning walk-through. The effort was even more impressive considering that Wichita State entered the game shooting 50.7 percent and was averaging 91 points per game. Four of Louisville's seven opponents this season have shot below 32 percent from the field. Fatigue was a likely factor in Baylor shooting 65.4 percent in the second half vs. UofL, the poorest half of the season for the Cardinals.

■ **Last Week of Classes** -- The last day of classes for the UofL fall semester is Dec. 6. After a reading day, final exams will be Dec. 8-14. After the semester break, classes will resume for the spring semester on Jan. 9.

2016-17 University of Louisville Cardinals Men's Basketball Roster

No.	Name	Pos.	Ht.	Wt.	Yr.	Exp.	Hometown (Previous School)
0	V.J. King	F	6-6	190	Fr.	HS	Cleveland, Ohio (Paul VI Catholic HS)
1	Tony Hicks	G	6-1	180	Gr.	Tr.	South Holland, Ill. (Univ. of Pennsylvania)
4	Quentin Snider	G	6-2	175	Jr.	2L	Louisville, Ky. (Ballard HS)
5	Matz Stockman	F/C	7-0	240	Jr.	2L	Oslo, Norway (Canarias Basketball Academy)
10	Jaylen Johnson	F	6-9	230	Jr.	2L	Ypsilanti, Mich. (Ypsilanti HS)
11	Jay Henderson	G	6-4	180	So.	1L	Orlando, Fla. (Lake Highland Prep)
12	Mangok Mathiang	F/C	6-10	220	Sr.	3L	Melbourne, Australia (IMG Academy)
13	Ray Spalding	F	6-10	215	So.	1L	Louisville, Ky. (Trinity HS)
14	Anas Mahmoud	F	7-0	215	Jr.	2L	Cairo, Egypt (West Oaks Academy)
15	Tyler Sharpe	G	6-1	185	Fr.	HS	Mt. Washington, Ky. (Bullitt East HS)
22	Deng Adel	F	6-7	200	So.	1L	Melbourne, Australia (Victory Rock Prep)
23	David Levitch	G	6-3	180	Sr.	3L	Goshen, Ky. (North Oldham HS)
24	Dwayne Sutton *	F	6-5	200	So.	Tr.	Louisville, Ky. (UNC Asheville)
30	Ryan McMahon	G	6-0	170	Fr.	RS	Sarasota, Fla. (Cardinal Mooney HS)
45	Donovan Mitchell	G	6-3	195	So.	1L	Greenwich, Conn. (Brewster Academy)

Pronunciation Guide: Adel (uh-DELL), Levitch (LEV-itch), Anas Mahmoud (AH-nuss mah-MOOD), Mangok Mathiang (MANG-go, silent "K" MATH-ee-ang), Matz (Motts).

* Sutton will sit out the 2016-17 season after transferring from UNC Asheville

■ **Card File** — Anas Mahmoud missed UofL's Dec. 3 game at Grand Canyon with a concussion. He took an elbow to the forehead in the Cardinals' game vs. Purdue and awoke the following morning with symptoms ... Donovan Mitchell left the Cardinals' game at Grand Canyon with leg cramps in the second half ... The Cardinals have started at least 7-1 for the seventh straight season. Louisville won 11 of its first 12 games last season ... Louisville's victory over Purdue helped the ACC post a 9-5 advantage in the ACC-Big Ten Challenge series of games ... Donovan Mitchell's seven steals against Old Dominion matched the fourth-most ever at UofL and was the most since Russ Smith had eight thefts against North Carolina A&T in the NCAA Tournament on March 21, 2013. Mitchell leads the ACC and is 21st in the nation in steals (2.5 per game) ... Louisville opened its season with three straight wins by at least 30 points for the first time in school history ... Over its first eight games, UofL's center position manned by starter Mangok Mathiang and reserves Anas Mahmoud and Matz Stockman have collectively averaged 12.8 points, 10.8 rebounds and 3.3 blocked shots ... Louisville has gotten the ball inside, with nearly half of its points (46 percent) being scored in the paint (286 of 600). The Cardinals scored 44 of its 79 points in the paint at Grand Canyon ... Louisville gathered 10 steals in three of its first eight games, with nine in one of the others. The Cardinals had double-digit steals in five games last season. The Cardinals have scored an average of 16.6 points off of turnovers through its first eight games ... After combining for 59 turnovers in their first public intrasquad game on Oct. 12, the Cardinals have committed 10 or fewer turnovers in four of its eight games. Louisville is 24th nationally in fewest turnovers per game (11.1) ... Grand Canyon's DeWayne Russell poured in 42 points against Louisville, the most the Cardinals have allowed an individual to score since Joel Curbelo of American University in Puerto Rico scored 47 against the Cardinals on Nov. 24, 1995. It was the most that an individual scored on UofL under Coach Rick Pitino since Luke Harangody of Notre Dame scored 40 on Feb. 28, 2008. Louisville won all three of those 40+ games by the opponent.

■ **Big Runs** — Louisville has had big scoring runs in six of its eight games. In its last game at Grand Canyon, UofL used a 19-5 run midway through the second half to pull away. Against Wichita State, the Cardinals closed the first half with a 13-2 run to take a 16-point halftime lead over the last 6:18. UofL outscored Evansville 35-3 during a span of 15:07 across the final 8:30 of the first half and the first 6:37 of the second half. The Cards trailed 26-20 when they started the dominant run, which culminated with a 55-29 lead when it ended. UofL had a 16-0 run against William & Mary from the last 1:58 of the first half and the first 2:58 of the second half. Louisville outscored Long Beach State 18-0 during a span of 4:04 during the first half, including a 12-8 lead to a 30-8 advantage. UofL raced out to a 32-10 lead to start the game against Baylor.

■ **Cards' Trio Unique in Top 15** - Louisville is the only school in the nation with its football, men's basketball, and women's basketball programs each ranked among the Associated Press' top 15 (football: No. 15; women's basketball: No. 8; men's basketball: No. 11 through Dec. 5). The Cardinals have four additional sports currently ranked among the nation's top teams in men's soccer (9th), field hockey (8th), women's swimming (9th) and men's swimming (3rd). UofL's men's soccer team was the No. 4 overall seed in the NCAA Championship and advanced to the Elite Eight. UofL's women's cross country team advanced to the NCAA Championship for the first time in school history and the Cardinals' field hockey team competed in the NCAA Tournament.

■ **Cardinal Spurts** — In its first eight games this season, Louisville has produced 14 runs of 8-0 or better, including 8-0 and 9-0 runs at Grand Canyon in its last game. UofL had a season-best 20-0 run vs. Evansville on Nov. 11. Louisville has forced its opponents into 23 scoring droughts of three minutes or more, including a scoring drought of 4:05 in its last game at Grand Canyon. UofL had a season-best 6:34 period of scoreless defense vs. Evansville.

■ **Impressive Academic Performance**

-- While the University of Louisville men's basketball team has performed well on the court, the Cardinals have excelled in the classroom as well. The team produced a collective 3.27 grade point average for 2015-16, just below its record 3.40 GPA from the 2013-14 season. Louisville has received an NCAA Public Recognition Award each of the last four years for ranking among the top 10 percent in men's basketball in the Academic Progress Rate, which measures academic eligibility, retention and graduation for student-athletes. The Cardinals had a perfect 1000 APR in the most recent four-year period, all while winning a combined 123 games — the second-most in the nation in that stretch — and the Cardinals won the 2013 NCAA Championship and reached the 2012 Final Four.

UofL had a collective 3.38 GPA for the 2016 spring semester and 14 of 15 Cardinals earned a 3.0 or better, including 10 with a 3.4 or higher GPA. The men's basketball team has been around a collective 3.0 GPA for 16 consecutive semesters. Louisville placed a league-high seven individuals on the 26-member 2016 ACC All-Academic Team. Prior to entering the ACC, UofL's men's basketball team earned four straight league Team Academic Excellence Awards, recognizing the highest collective grade-point averages in each of the conference sports (2014 American Athletic Conf., 2011-13 Big East).

■ **Guide Online** — The UofL Men's Basketball Guide is available online at GoCards.com, specifically at <http://gocards.com/sports/2016/10/10/2016-17-mens-basketball-media-guide.aspx>.

Regional Sports Networks televising Southern Illinois at Louisville, Dec. 7, 2016

- FOX Sports South/FOX Sports Carolinas
- FOX Sports Sun
- FOX Sports Midwest Plus/FOX Sports Indiana Plus
- Comcast SportsNet Mid-Atlantic
- YES — Delayed Broadcast at 12am
- NESN Plus
- ROOT Sports Pittsburgh Plus
- SportsTime Ohio
- FOX Sports Detroit Plus
- FOX Sports North Plus
- FOX Sports Southwest — SA, HOU, LA
- FOX Sports San Diego
- FOX Sports Prime Ticket
- ROOT Sports Rocky Mtn.
- ROOT Sports Northwest
- Also on ACC Network Extra through the WatchESPN app (subject to blackout)

■ **Block Birds** — UofL's 50 blocked shots ranks 14th in the nation in blocked shots. UofL has blocked double-digit shots in two of its games (10 vs. Evansville, 11 vs. William & Mary). It was the first time in six years that UofL had 10 or more swats in back-to-back games and it marked only the fourth and fifth time in the last six years that the Cards had double-digit rejections in a game. The Cardinals have blocked at least four shots in five of its eight games this season. Four Cardinals have set career highs in blocked shots: Anas Mahmoud with six vs. Wichita State, Mangok Mathiang with five vs. William & Mary, Jaylen Johnson with three vs. Evansville and Donovan Mitchell with four swats vs. W&M, which was one more than he had during his entire freshman season. Mathiang has blocked a shot in 63 career games and Mahmoud has swatted a shot in 32 career games.

■ **Toy Collection Dec. 17** — New toys will be collected and subsequently donated to Norton's Children's Hospital at the Cardinals' Dec. 17 men's basketball game against Eastern Kentucky. New toys for any age or gender will be collected at the entrance of the KFC Yum! Center. A group of the toys will be provided to the Home of the Innocents and Wesley House. The collection is associated with UofL Athletics' CardsCARE program and Kyle's Korner for Kids, the community outreach established in 2011 by former Cards' forward Kyle Kuric while a UofL student. About 2,000 toys have been donated annually by Cardinal fans at similar collections in previous years. Kuric, who has been playing basketball for Herbalife Gran Canaria in Spain for the past three seasons, helped the Cardinals reach the 2012 Final Four as a senior. For those who wish to contribute a toy to the drive and cannot attend the Dec. 17 game, toys may be dropped at the UofL Athletics offices on the second floor of the Swain Student Activities Center located at 2100 South Floyd Street. Toys will be accepted weekdays between 9 a.m. and 5 p.m. through Dec. 16.

■ **Cardinal Mascot to Compete in Challenge** - Louie the Cardinal, UofL Athletics' costumed mascot, will compete at the Steamboat Mascot Stampede in Steamboat, Colorado on Dec. 16-17. A collection of 20 NCAA Division I mascots will gather for an opportunity to receive continuing mascot education and to participate in light competition on the slopes and in Gondola Square. North Carolina's "Rameses" is the only other ACC school in the competition. Among the activities are the Ride Em' Cowboy Snow Bike Slalom, a Mascot Tug-O-War, a Mascot Dance Off, an Obstacle Challenge Mascot Ski & Dance Party. The event also includes a Mascot Boot Camp, full of team building and best practices to help the student performers become better mascots. A complete list of events is available at www.steamboat.com/mascots

■ **Cards Continue Productive Defense** — Louisville teams under Rick Pitino have been known for their defensive intensity and the 2015-16 unit followed in that tradition. Last season, UofL limited its opponents to 58 or less points in 13 games, allowing an average of 61.1 points, which ranked sixth in the nation in scoring defense. Louisville committed fewer turnovers than its opponent in 23 games and was 19th in the nation in turnover margin (+3.0), committing single-digit turnovers in seven games.

Louisville has ranked among the nation's top 40 in field goal percentage defense in 12 of the past 14 years, including last season's .390 percentage, which was ninth in the nation. UofL held 16 of its opponents under 40 percent shooting from the field last year, nine under 36 percent and five under 30 percent.

■ **Challenging Schedule** — Louisville will face a challenging schedule for the 2016-17 season. The Cardinals have played a schedule ranked among the top 16 toughest by the ratings percent index (RPI) in seven of the last nine seasons. Twenty-three of the Cardinals' 31 games will be played against teams that participated in post-season competition last season, including 16 from the 2016 NCAA Tournament. A total of 25 of the Cardinals' games will be played against teams that won 20 or more games last season.

Eighteen of Louisville's 31 games this season will be against teams that were ranked among the nation's top 25 or were receiving votes in the preseason USA Today coaches poll, including five games among teams in the top seven (1 Duke, 4 Kentucky, 6 North Carolina, 7 Virginia twice, 12 Indiana, 15 Purdue, 17 Syracuse twice; receiving votes: Florida State, Miami, Notre Dame twice, Virginia Tech, Clemson, Pittsburgh twice, Wichita State). Five of the top 17 teams in the preseason poll hailed from the ACC including No. 14 Louisville, with six more among those receiving votes.

■ **Texas Southern Awaits Next** — Louisville will play its second of five straight at home in the KFC Yum! Center as the Cardinals face the Texas Southern Tigers on Saturday, Dec. 10 at 2 p.m. (Regional Sports Networks). Texas Southern (4-4) posted an 18-15 record last year, won the Southwestern Athletic Conference and participated in the postseason NIT. Texas Southern is the second first-time opponent for the Cardinals this season (Baylor was the other). Louisville has a 47-3 record in first-time meetings with opponents under coach Rick Pitino, including an 18-1 record since the 2010-11 season. Texas Southern fell 74-70 over Southern Illinois -- UofL's opponent on Wednesday -- on Dec. 3 in its last outing as Zach Lofton led the Tigers with 26 points and four steals. TSU led by two with 1:30 remaining before SIU scored the last six points of the game. The Tigers will have the week off before before visiting Louisville, the eighth straight road game for Texas Southern.

'16-17 NATIONAL RANKINGS

Associated Press (Dec. 5)

1	Villanova
2	UCLA
3	Kansas
4	Baylor
5	Duke
6	Kentucky
7	North Carolina
8	Gonzaga
9	Indiana
10	Creighton
11	Louisville
12	Saint Mary's
13	Xavier
14	Virginia
15	West Virginia
16	Butler
17	Wisconsin
18	Purdue
19	South Carolina
20	Arizona
21	Florida
22	Cincinnati
23	Notre Dame
24	Oregon
25	Iowa State

ESPN/USA Today (Dec. 5)

1	Villanova
2	UCLA
3	Kansas
4	Duke
5	North Carolina
6	Baylor
7	Kentucky
8	Gonzaga
9	Indiana
10	Creighton
11	Saint Mary's
12	Virginia
13	Louisville
14	Xavier
15	Butler
16	West Virginia
17	Wisconsin
18	South Carolina
19	Purdue
20	Arizona
21	Florida
22	Notre Dame
23	Cincinnati
24	Oregon
25	Iowa State

Louisville in the Polls

Date	AP	USAT	Date	AP	USAT
preseason	13	14	Nov. 28	14	14
Nov. 14	12	12	Dec. 4	11	13
Nov. 21	10	10			

■ **Cards Sixth All-Time in the Polls** — Louisville has been ranked in the Associated Press poll on 609 occasions, sixth most all-time. UofL has been ranked among the nation's top 15 in the preseason poll five of the last six years (13th this year, unranked in 2015-16, eighth in 2014-15, third in 2013-14, second in 2012-13, ninth in 2011-12). Until the first three polls of 2014-15, the last time UofL had not been in the poll was March 5, 2012 -- a year in which UofL advanced to the Final Four.

■ **Success vs. Top 25 Foes** -- Louisville has won 31 of its last 59 against AP ranked opponents, beating to No. 15 Purdue on Nov. 30 in its last Top 25 matchup. UofL has a 50-41 record against Top 25 teams over the last 10 years (1-1 this year, 3-5 in 2015-16, 4-7 in 2014-15, 5-5 in 2013-14, 9-3 in 2012-13). UofL has been victorious eight of the last 18 times it has faced an AP top-five foe. UofL has won 18 of its last 37 games when facing Top 10 teams, spanning the last 10 years.

■ **Ear It Pronunciations** -- Trouble with pronunciations? Check out the Ear It pronunciations for the Cardinals' players from the men's basketball roster on www.GoCards.com. The links next to player names on the roster are supplied by TheNameEngine.com, an interactive audio service that provides proper audio pronunciations and phonetic spellings.

UofL National Ranking in Field Goal Percentage Defense

2002-03	31st
2003-04	2nd
2004-05	8th
2005-06	49th
2006-07	25th
2007-08	8th
2008-09	22nd
2009-10	161st
2010-11	12th
2011-12	6th
2012-13	37th
2013-14	20th
2014-15	23rd
2015-16	9th

■ **Cards Have 14 Straight 20-Win Seasons** — Louisville is one of four Division I schools in the nation which has won 20 or more games in each of the past 14 seasons. Reaching 20 victories during the 2015-16 season and extending their streaks are Kansas (27), Duke (20), Gonzaga (18) and Louisville (14). UofL Coach Rick Pitino has won at least 20 games in a season on 24 occasions, ranking him fifth among active coaches in 20-win seasons and 11th overall. Pitino won 30 in a single season for the sixth time in 2013-14. UofL has won at least 19 games in 42 of the last 46 years.

■ **Mathiang, Snider Named Team Captains** — Senior forward/center Mangok Mathiang and junior guard Quentin Snider were selected as team captains for the Cardinals' 2016-17 season. One of three captains last season, the 6-10 Mathiang averaged 7.1 points, 5.7 rebounds and 1.2 blocked shots in the first 10 games before a broken foot sidelined him for the rest of the year. He was the MVP of the Brooklyn Hoops Holiday Invitational championship game when he produced a double-double with 17 points and 13 rebounds. Second on the team in minutes played last season, and a team-leading 3.5 assists as a sophomore. His 109 assists and just 40 turnovers ranked him fourth in the ACC in assists-to-turnovers ratio (2.73; 43rd in the NCAA) as he committed a turnover just once in every 21.2 minutes of action. He scored a career-high 21 points at NC State, knocking down 4-of-6 three-pointers in the game. Mathiang and Snider were both members of the All-ACC Academic Men's Basketball team each of the last two years.

■ **High Production Returns** -- While the Cardinals will miss their departed top three scorers in G/F Damian Lee (15.9 ppg, 3.9 rpg, 61 three pointers), G Trey Lewis (11.3 ppg, 2.3 apg, 46 threes) and F/C Chinanu Onuaku (9.9 ppg, 8.5 rpg, .620 FG Pct.), over half of their total production will return. Louisville returns 51 percent of its scoring from the 2015-16 squad (1183 of 2324 points), 59 percent of its rebounding (697 of 1183), 57 percent of its assists (238 of 419) and 57 percent of the total minutes played (3553 of 6200). Louisville returns 10 lettermen and two starters, with Quentin Snider as the Cardinals' leading returning scorer at 9.4 points per game a year ago.

■ **29 Former Pitino Assistants/Players Became Head Coaches** -- UofL Coach Rick Pitino has had 29 of his former assistants or players rise to a collegiate head coaching position. Pitino's son, Richard Pitino, added his name in April 2012 when he was named head coach at FIU and is now at Minnesota. There are 10 additional former assistants as current head coaches to bring the total to 11 active, including Mick Cronin at Cincinnati; Scott Davenport at Bellarmine (Division II); Kevin Keatts at UNC Wilmington; Steve Masiello at Manhattan; Marvin Menzies at UNLV; Kareem Richardson at Missouri-Kansas City; Reggie Theus at Cal State Northridge; Kevin Willard at Seton Hall; and Tubby Smith at Texas Tech. Pitino's nine Division I former assistants as current head coaches is the most in the nation. Four active coaches reached the 2016 NCAA Tournament (Cronin, Keatts, Smith and Willard).

Pitino has a collective 40-10 record in games against his former assistants (3-0 vs. Ralph Willard; 7-5 Tubby Smith; 7-0 Billy Donovan; 7-5 Mick Cronin; 1-0 Scott Davenport; 1-0 Marvin Menzies; 6-0 Kevin Willard; 2-0 Steve Masiello; 2-0 Richard Pitino; 2-0 Kareem Richardson; 1-0 Kevin Keatts; 1-0 Reggie Theus). Davenport's team won the 2011 NCAA Division II Championship. Indiana Pacers head coach Frank Vogel was a student manager for Pitino at Kentucky and his video coordinator with the Celtics. Pitino coached former Golden State Warriors coach Mark Jackson at the New York Knicks. Donovan moved from Florida to the NBA's Oklahoma City Thunder. Eastern Kentucky coach Dan McHale was a program assistant at Louisville for two seasons. Eight former Pitino players also became collegiate head coaches, five of which are currently active including Travis Ford of Oklahoma St.; Allen Edwards of Wyoming; Mark Pope of Utah Valley; Sean Woods of Morehead St.; Donovan and Masiello. Including games against both his former assistants and former players who went on to become collegiate head coaches, Pitino is 47-11 (record vs. former players as head coaches: 3-1 vs. Travis Ford, 2-0 vs. John Pelphrey, 1-0 Scott Padgett, Mark Pope 1-0 and Donovan).

■ **Non-Conference Success** -- Louisville has a 197-45 record (.813) against non-conference opponents in Coach Rick Pitino's 16 seasons (includes post-season). The Cardinals are 136-10 at home in regular season non-conference games under Pitino, including a 60-3 mark over the last seven seasons in the KFC Yum! Center.

■ **Pitino Fourth in Wins in 32 Seasons** -- Early in the 2016-17 season, UofL Coach Rick Pitino already ranks fourth in most career coaching victories through 32 seasons. Pitino's 752 victories place him 19 wins behind Jim Boeheim for third on the list.

Best Career Coaching Starts by Wins - 32 Seasons

Coach, School	Seasons	W	L	Pct.
1. Mike Krzyzewski, Army & Duke.....	1976-2007	775	261	.748
2. Dean Smith, North Carolina.....	1962-93	774	223	.776
3. Jim Boeheim, Syracuse.....	1977-2008	771	278	.735
4. Rick Pitino, Hawaii, Boston U., Providence, Kentucky & Louisville	1976, 79-83, 86-87, 90-97, 2002-16	752	263	.740
5t. Lute Olson, Long Beach St., Iowa & Arizona	1974-2005	740	256	.743
5t. Bob Huggins, Walsh, Akron, Cincinnati, Kansas St. & West Virginia.....	1981-2005, 07-14	740	302	.710

Most Final Four Appearances All-Time

12 John Wooden
12 Mike Krzyzewski
11 Dean Smith
8 Roy Williams
7 Rick Pitino
7 Tom Izzo

HEAD COACH RICK PITINO

In his 32nd season as a collegiate head coach and 16th at Louisville, UofL Coach Rick Pitino has compiled a 752-263 overall record (398-135 at UofL). A member of the Naismith Memorial Basketball Hall of Fame, he



is the first coach to take three different schools to the NCAA Final Four -- including his 2005, 2012 and 2013 Cardinal teams -- and the first to win an NCAA Championship at two different schools after guiding Louisville to the 2013 NCAA title. Among active coaches, Pitino (Massachusetts '74) has the second-highest winning percentage in NCAA Tournament games (.746 winning percentage, 53-18 record in 20 NCAA tournament appearances) and his overall .740 winning percentage entering the season ranks him 14th among active coaches. He guided Kentucky to three NCAA Final Four appearances in eight seasons (1989-97), winning the 1996 NCAA Championship and reaching the national title game in 1997. He has also served as head coach at Providence College (1985-87, 1987 Final Four), Boston University (1978-83), Hawaii (last six games in 1975-76) as well as the NBA New York Knicks (1987-89) and Boston Celtics (1997-2001). Wednesday will be the first time Pitino has faced Southern Illinois.

Rick Pitino Collegiate Head Coaching History

School	First yr.	Last yr.	W	L	Pct.
Hawaii	1975-76	1975-76	2	4	.333
Boston U.	1978-79	1982-83	91	51	.641
Providence	1985-86	1986-87	42	23	.646
Kentucky	1989-90	1996-97	219	50	.814
Louisville	2001-02	Present	398	135	.747
Total (31 seasons)			752	263	.740

Pitino's Milestone Collegiate Victories

No.	Date	Score
1	2/28/76	Hawaii 82, Portland 58
100	12/21/86	Providence 93, Howard 84
200	3/22/92	Kentucky 106, Iowa State 98
300	1/20/96	Kentucky 124, TCU 80
400	12/7/03	Louisville 56, Holy Cross 40
500	11/24/07	Louisville 64, Old Dominion 53
600	11/11/11	Louisville 83, UT Martin 48
700	11/26/14	Louisville 45, Cleveland St. 33
750	11/24/16	Louisville 62, Wichita State 52

Pitino's Milestone Louisville Victories

No.	Date	Score
1	11/18/01	Louisville 92, South Alabama 38
100	12/4/05	Louisville 67, Arkansas State 55
200	3/27/09	Louisville 103, Arizona 64
300	3/4/13	Louisville 67, Cincinnati 57
350	12/14/14	Louisville 68, UNC Wilmington 57

Pitino is two short of his 400th win at Louisville

Active Coaches with 700 wins (through Dec. 4)

Coach, school	Record	Pct.
Mike Krzyzewski, Duke	1051-322	.765
Jim Boeheim, Syracuse	889-343	.721
Bob Huggins, West Virginia	796-322	.710
Roy Williams, North Carolina	792-210	.789
Rick Pitino, Louisville	752-263	.740

■ **Mitchell, Adel Candidates for National Awards** — UofL guard Donovan Mitchell is among 20 watch list members for the 2017 Jerry West Shooting Guard of the Year Award, while forward Deng Adel is among the 20-player watch list for the 2017 Julius Erving Small Forward of the Year Award. Both annual awards are in their third year being presented by the the Naismith Memorial Basketball Hall of Fame. Mitchell, a communication major from Greenwich, Conn., and Duke's Grayson Allen are the only two ACC representatives on the watch list for the West Award. Adel, a communication major from Melbourne, Australia, is one of six ACC representatives on the watch list for the Erving Award. By mid-February, the watch list will be narrowed to 10 and then will be down to five finalists in March. The winner of both awards will be presented at the ESPN College Basketball Awards Show in Los Angeles on April 7, 2017.

■ **Cards' Class Among Nation's Best** -- Four outstanding high school products have each signed a national letter-of-intent with UofL, ranking this Cardinal group among the nation's top recruiting classes. The list of impressive signees includes **Jordan Nwora**, a 6-7, 215-pound forward from Buffalo, N.Y. and Vermont Academy in Saxtons River, Vt.; **Darius Perry**, a 6-2, 170-pound guard from Powder Springs, Ga. and Wheeler High School in Marietta, Ga.; **Lance Thomas**, a 6-8, 210-pound forward from Norcross (Ga.) High School; and **Malik Williams**, a 6-11, 215-pound forward/center from Snider High School in Ft. Wayne, Ind.

Nwora (pronounced nuh-WOR-uh) averaged 23.4 points and 10.1 rebounds as a senior last season in leading The Park School in Buffalo, N.Y. to the Manhattan Cup Class A final. He will play his final prep season at Vermont Academy in Saxtons River, Vt. A two-time All-West New York selection, Nwora enters the year ranked No. 89 nationally by Rivals.com, 109th by 247Sports.com, and is No. 91 in the ESPN 100.

Perry averaged 15.0 points, 4.3 assists, 4.0 rebounds and 3.1 steals as a junior last season as Wheeler posted a 22-6 record before falling in the first round of the Georgia state playoffs. Honored as a first-team all-region pick as a junior, Perry is ranked is No. 53 nationally in the ESPN 100, 63rd by 247Sports.com, 76th by Scout.com and 82nd by Rivals.com.

Thomas averaged 8.3 points, 6.6 rebounds and 3.7 blocked shots as a junior last season in helping his Norcross High School team to a 26-4 record and the Georgia Class AAAAAA Sweet 16 before falling to eventual state champion Westlake. A first-team All-Region 7 selection last year, Thomas is ranked No. 76 nationally by 247Sports.com and No. 121 by Scout.com, which lists him as the 16th-best power forward in the nation.

Williams averaged 21.2 points, 13.1 rebounds, 2.9 blocked shots and connected on 36 percent of his three-point attempts as a junior last season in helping his Snider High School team produce a 14-9 record. A first-team All-Summit Athletic Conference selection as a junior, Williams is ranked No. 21 nationally Scout.com, No. 29 by Rivals.com, No. 30 by 247Sports.com and is No. 41 the ESPN 100.

■ **Cards vs. Non-Conference Foes** -- Louisville has won 50 of its last 51 non-conference games at home in the KFC Yum! Center, spanning the last seven seasons. The Cardinals won 35 straight over non-conference opponents between falling to Kentucky on Dec. 27, 2014 and its previous home non-conference loss on Dec. 31, 2010 to Kentucky. The only other non-conference loss UofL has suffered in the KFC Yum! Center was a 52-46 setback at the hands of Drexel on Dec. 14, 2010. In its seventh season in the spectacular KFC Yum! Center, Louisville has an overall 103-14 record in home games, including a 59-3 record against non-conference opponents. The Cardinals have won their last 14 home games against non-conference opponents. UofL has won 42 consecutive home games in November spanning the last 25 years, including a perfect 29-0 record in the KFC Yum! Center.

■ **21 Sweet 16s for Cards** — Louisville advanced to its 21st NCAA Sweet 16 in 2014-15, its fourth straight. Only three teams have had more Sweet 16 appearances than Louisville's 21 since the NCAA began Sweet 16 records in 1975 (North Carolina 27, Duke 25, Kentucky 24). The Cardinals have won seven of their last eight regional semifinal games. Louisville has been to at least the Sweet 16 in seven of the last 12 years. Louisville's NCAA Sweet 16 teams: 1975, 1978, 1979, 1980, 1982, 1983, 1984, 1986, 1988, 1989, 1993, 1994, 1996, 1997, 2005, 2008, 2009, 2012, 2013, 2014, 2015.

■ **Sweet 16 Success** -- Louisville is one of just teams that have reached the NCAA Tournament Sweet 16 in four of the last five years. Only Louisville (missed the Sweet 16 in 2016), Michigan State (missed in 2016), and Wisconsin (missed in 2013) have been to four Sweet 16s from 2012-16.

■ **Cardinals Have Reached 14 Elite Eights** -- Louisville has reached the NCAA Elite Eight on 14 occasions, including five of the last nine years. Louisville's 14 Elite Eight appearances rank sixth nationally. The NCAA recognizes Elite Eight records since 1951, the first year that all teams in the tournament would be required to win at least one game to advance to the Elite Eight. The Cardinals have a 10-4 record in regional championship games, winning two of their last three. (UofL years in Elite Eight: 1959, 1972, 1975, 1980, 1982, 1983, 1986, 1997, 2005, 2008, 2009, 2012, 2013, 2015).

Louisville has won ...

... 48 of its last 64 post-season tournament games over the last 12 years (including conference, NCAA and NIT since 2005).

Louisville is 25-4 in the postseason over the last five years.

... 26 of its last 34 games in the NCAA Tournament (since 2005), advancing to the final eight teams five times in the last nine years (2008, 2009, 2012, 2013, 2015).

... 30 of 38 games during the month of March over the last five years.

... 153 games over the last six years, tied for the fifth-most wins in the nation in that stretch. Louisville is one of just three teams to win at least 30 games in three of the last five seasons (also Kentucky, Wichita State), winning a school-record 35 victories during the Cardinals' 2012-13 NCAA Championship season.

... 20 games for the last 14 straight seasons, a feat accomplished by only four schools.

... 12 ACC regular season games in 2014-15 and 2015-16. Louisville has won at least 10 league games for nine straight seasons. UofL has finished in the top three in its conference six of the last 10 years.

... 10 of its last 11 conference tournament games. Louisville is 15-3 with three championships over its last seven conference tournaments, reaching the title game five times. Louisville has won three of the last four conference tournament titles in which it has participated.

■ Cards Among Nation's Best in Pitino

Era — Louisville is among 17 programs in the nation that have won at least 70 percent of its games over the last 16 years. Louisville has a .746 winning percentage since UofL Coach Rick Pitino took over the reins of the Cardinal program, sixth best in the nation.

Best Winning Percentage Last 16 Years

Louisville is among the top 20 programs in the nation in winning percentage over the last 16 seasons under Pitino. (records through Dec. 4)

School	2016-17	2001-16	Total	Pct.
Kansas	7-1	448-95	455-96	.826
Duke	8-1	435-98	443-99	.817
Gonzaga	8-0	414-95	422-95	.816
Kentucky	7-1	410-124	417-125	.769
Memphis	6-2	398-127	404-129	.758
Louisville	7-1	391-134	398-135	.747
Pittsburgh	6-2	385-134	391-136	.742
Syracuse	5-2	389-138	394-140	.738
North Carolina	8-1	392-144	400-145	.734
Wisconsin	7-2	379-138	386-140	.734
Florida	7-1	386-145	393-146	.729
Arizona	6-2	368-145	374-147	.718
Connecticut	3-4	374-146	377-150	.715
Michigan State	5-4	386-152	391-156	.715
Xavier	7-1	360-147	367-148	.713
Butler	8-0	356-149	364-149	.710
Ohio State	7-1	351-146	358-147	.709

NCAA Sweet 16 Appearances (since 1975)

North Carolina	27
Duke.....	24
Kentucky	24
Louisville.....	21
Kansas	21

NCAA Elite Eight Appearances (since 1951)

Kentucky	32
North Carolina	25
Duke.....	20
Kansas	20
UCLA.....	20
Louisville.....	14
Michigan State	13

■ Cards Chosen Fourth in ACC Preseason Poll

— UofL was picked to finish fourth in the Atlantic Coast Conference in 2016-17 in a preseason media poll with Duke as the league favorite. Duke junior guard Grayson Allen was honored as the preseason Player of the Year while NC State freshman guard Dennis Smith, Jr. was chosen the ACC Preseason Rookie of the Year. Louisville did not have a player on the preseason all-conference team, but UofL forward V.J. King received votes in the rookie voting. Louisville finished fourth in each of its first two years in the ACC. The 64th annual ACC Tournament will be played March 7-11 at the Barclays Center in Brooklyn, N.Y.

■ Cards Have Been Tough on the Road

— UofL has a 65-39 record over the last 11 years on its opponent's home court (.625). Louisville has posted a 10-8 road record in its first two years in the ACC. UofL had the most road victories of any school in Big East Conference games over its last seven years in that league and was a league-best 8-1 in its road games in The American during the 2013-14 season. The Cardinals have a 56-33 record in conference games on the road over the last 11 seasons (.629). In neutral site games, Louisville has a 34-7 record over the last five years (.829) and a 44-14 neutral site record over the last eight years (.759).

In conference games overall, Louisville had the most Big East Conference victories over its eight years in that league during the regular season (from 2005 to 2013). Louisville had a 95-45 Big East record in league victories during the regular season, just ahead of Syracuse and Pittsburgh (both at 92-48). Louisville finished fourth in each of its first two years in the ACC with a 12-6 league record each season.

■ **Five-League Champs** -- UofL Coach Rick Pitino is the only coach to win both regular season and tournament championships in five different conferences, including three while at Louisville (ECAC North Atlantic, Southeastern, Conference USA, Big East, American).

■ **Card File** -- Louisville's free throw percentage has improved lately as the Cardinals have hit 75.4 percent at the line over its last four games (52-of-69). UofL shot a season-high 84.2 percent at the line at Grand Canyon (16-of-19) ... Jaylen Johnson passed 200 rebounds in his career against Grand Canyon. His 64 rebounds in eight games this season are 31 percent of his career boards. His 8.0 rebounds per game this year is eighth in the ACC ... With eight rebounds against Grand Canyon, Mangok Mathiang reached 400 rebounds in his career ... In the first half of its first eight games, Louisville has allowed an average of just 25.8 points and 32.6 percent shooting from the field ... Attendance at the KFC Yum! Center will surpass the 2.5 million mark likely in its next home game. A total of 2,496,279 fans have flocked to the arena to watch UofL play through its first four home games in the Cards' seventh seasons, 3,721 short of the 2.5 million mark ... Louisville has been ranked in 81 of the last 84 Associated Press polls ... Louisville has won its last 156 games when holding its opponent below 50 points, last falling when that occurred 44-41 to Western Kentucky on Jan. 10, 1945. The Cardinals limited Evansville to 47 points in the season opener ... Louisville is second to North Carolina for the national lead with 67 all-time 1,000 point scorers. Quentin Snider is the next closest Cardinal to that milestone, who has 521 career points ... Over the last seven seasons, Louisville has recovered from nine or more points down to win on 23 occasions ... Louisville led Baylor by 22 points in the first half (32-10 with 4:02 left in the half) ... Louisville reached the championship game of the 2016 Battle 4 Atlantis before falling to Baylor. UofL guards Donovan Mitchell and Quentin Snider were named to the five-person all-tournament team ... With its victory over Old Dominion, the Cardinals improved to 81-43 all-time in overtime games, including a 12-6 record since the 2004-05 season ... Louisville's 29.7 percent shooting from the field against Old Dominion on Nov. 23 was its lowest ever in a victory. The previous low was 30.2 percent in a 53-44 win at Memphis on Feb. 26, 2005 ... After falling to Baylor, Louisville dropped to 47-3 in first-time meetings with opponents under coach Rick Pitino, including an 18-1 record since the 2010-11 season. The Cardinals will face another first-time foe in Texas Southern on Dec. 10 ... UofL Coach Rick Pitino is the only former NBA coach to win 750 collegiate games ... When the Cardinals played at Grand Canyon, it was their visit to Phoenix, Ariz. since advancing to the 2012 NCAA Final Four by defeating #5 Michigan State and #25 Florida in the NCAA West Regional ... Louisville's Dec. 28 ACC opener against Virginia will match the second-earliest conference opener for the Cardinals. The earliest was a 90-63 victory over DePaul on Dec. 19, 1998. UofL also opened its league schedule on Dec. 28 in 2011 when the Cardinals faced Georgetown ... With its 79-70 victory at Grand Canyon and Coach Dan Majerle, Louisville improved to 35-14 against coaches who were NBA or ABA All-Stars, including an 11-0 mark since 1996 and an 8-0 record under Rick Pitino ... Texas Southern, Louisville's opponent on Saturday, is No. 69 in the RPI, 137 in the Sagarin Ratings and 171 in Ken Pomeroy's rankings through Dec. 4.

2016-17 ACC Preseason Media Poll

1. Duke	9. Miami
2. North Carolina	10. Virginia Tech
3. Virginia	11. Clemson
4. Louisville	12. Pittsburgh
5. Syracuse	13. Wake Forest
6. NC State	14. Georgia Tech
7. Notre Dame	15. Boston College
8. Florida State	

ATLANTIC COAST CONFERENCE

(ACC Standings through Dec. 4)

School	ACC	Overall	Streak
Notre Dame.....	0-0	8-0	W 8
Duke.....	0-0	8-1	W 6
North Carolina.....	0-0	8-1	W 1
Louisville.....	0-0	7-1	W 2
Florida State.....	0-0	7-1	W 3
Virginia.....	0-0	7-1	L 1
Virginia Tech.....	0-0	6-1	W 2
Pittsburgh.....	0-0	6-2	L 1
NC State.....	0-0	6-2	W 1
Miami.....	0-0	6-2	W 2
Wake Forest.....	0-0	6-2	W 1
Syracuse.....	0-0	5-2	W 1
Clemson.....	0-0	5-2	W 3
Boston College.....	0-0	4-3	W 1
Georgia Tech.....	0-0	4-3	L 2

Upcoming ACC Games

Monday, December 5

Connecticut vs. Syracuse - ESPN2..... 7:00
MSG, New York, N.Y.

Tuesday, December 6

Southern Miss at Florida State - ACCNE..... 7:00
South Carolina State at Miami - ACC NE 7:00
East Carolina at Virginia - RSN..... 7:00
Charlotte at Wake Forest - ACC Network Extra 7:00
IPFW at Notre Dame - ESPN2 9:00
Duke vs. Florida - ESPN 9:30
Jimmy V Classic, New York, N.Y.

Wednesday, December 7

Buffalo at Pittsburgh - ACC Network Extra 7:00
Southern Illinois at Louisville - RSN 7:00
Harvard at Boston College - ACC Network Extra 7:00
Georgia Tech at VCU - ESPN2 7:00
UMES at Virginia Tech - ACC Network Extra 8:30
Davidson at North Carolina - ESPN2 9:00

Thursday, December 8

Nicholls State at Florida State - ESPN2..... 9:00

Friday, December 9

Hartford at Boston College - ACC Network Extra... 7:00
Wake Forest at UNC - ESPN3 7:00

Louisville in ACC Statistics

Team Statistics	Stat	Rank
Scoring Offense.....	75.0	11
Scoring Defense.....	59.4	3
Scoring Margin.....	+15.6	6
FT Percentage.....	.672	13
FG Percentage.....	.425	15
FG Pct. Defense.....	.362	3
3-Pt. Percentage.....	.320	15
3-Pt. Percentage Defense.....	.291	5
Rebounding Margin.....	+9.0	2
Blocked Shots.....	6.3	2
Assists.....	14.8	11
Steals.....	7.3	8
Turnover Margin.....	+4.4	4
Assists-Turnover Ratio.....	1.33	6
3FG Made.....	6.1	12

Rebounding

8. Jaylen Johnson..... 8.0
20. Mangok Mathiang..... 6.5
24. Donovan Mitchell..... 6.0

Steals

1. Donovan Mitchell..... 2.5

Blocked Shots

2. Anas Mahmoud..... 2.1

Offensive Rebounds

5. Jaylen Johnson..... 3.6
9. Mangok Mathiang..... 6

Assists-Turnovers Ratio

9. Quentin Snider..... 2.55

Free Throw Percentage

10. V.J. King......833

■ **Statistical Trends** — UofL is 171-9 over the last 16 seasons under Coach Rick Pitino when scoring 80 or more points (2-0 this year, 10-0 in 2015-16, 11-0 in 2014-15) ... Over the past 16 years under Pitino, Louisville is 130-6 when shooting 50 percent or better from the field (14-0 in 2015-16, 8-0 in 2014-15) ... UofL is 318-48 when holding its opponent below 70 points over the past 16 years under Pitino (5-1 this season, 19-1 in 2015-16, 24-4 in 2014-15, 27-1 in 2013-14).

■ **Three With 395** — Louisville is the only NCAA Division I men's basketball program to have three different coaches with at least 395 victories at the school. Current Cards' Coach Rick Pitino has won 398 games in his 16th season at UofL, his predecessor Denny Crum won 675 games in 30 years (1971-2001) and Bernard "Peck" Hickman won 443 in his 23 years guiding the Cardinals (1944-67). Kansas can join that list when Bill Self wins his 395 game at Kansas (392 through Dec. 4) as Phog Allen (590) and Roy Williams (418) have at least 390 wins there.

■ **Six NBA Draft Picks in Last Four Years** -- Chinanu Onuaku, who was a sophomore forward/center for UofL last season, was selected by the Houston Rockets with the 37th pick overall in the second round of the 2016 NBA Draft.

A total of 69 former Louisville players have been selected in the NBA Draft, including six in the last four years. Terry Rozier was selected in the first round of the 2015 draft by the Boston Celtics as the 16th overall pick, while forward Montrezl Harrell was taken in the second round by the Houston Rockets as the 32nd selection. Russ Smith was selected by the Philadelphia 76ers in the second round of the 2014 NBA Draft with the 47th overall pick, and was subsequently traded to the New Orleans Pelicans. Gorgui Dieng was a first-round selection and the 21st overall pick by the Utah Jazz in 2013, with his rights subsequently traded to the Minnesota Timberwolves, where he has played the last three seasons. Peyton Siva was a second round choice of the Detroit Pistons in 2013 with the 56th pick overall.

Louisville has produced 23 first-round NBA Draft choices, including 11 in the top ten and five among the top three picks (Pervis Ellison first in 1989; Wes Unseld second in 1968; Darrell Griffith second in 1980; Charlie Tyra second in 1957; Rodney McCray third in 1983).

■ **Louisville Top College Basketball Market** -- Louisville is consistently the highest-rated television market for college basketball on ESPN. Louisville has been the top market each of the last 14 years, averaging a 4.9 rating for the 2015-16 season. Louisville was over two points higher than second-place Raleigh-Durham, which averaged a 2.7 rating. The remaining top 10 was Kansas City (2.5), Greensboro-High Point (2.5), Cincinnati (1.8), Dayton (1.7), Greenville (1.7), Indianapolis (1.6) and Memphis (1.5). The Cardinals' NCAA Sweet 16 game against Kentucky in 2014 drew a 51.5 rating and 73 share, making it the second highest-rated event in Louisville television history. Louisville's 2013 NCAA Championship game against Michigan is the top-rated television event all-time in the Louisville market.

■ **International Flavor** — Louisville had an international flavor with four players on its roster hailing from foreign countries. Mangok Mathiang was born in Sudan, Africa and lived in Melbourne, Australia where he also played rugby and Australian Rules Football before coming to the United States. He played a season at Carbondale (Ill.) Brehm Prep School. Deng Adel followed a similar path as he was born in the Sudan, grew up in Australia and spent his senior year of high school in Florida. From Cairo, Egypt, Anas Mahmoud played a year at West Oaks Academy in Orlando, Florida before joining UofL. Matz Stockman, from Oslo, Norway, attended school in Spain's Canary Islands during the 2013-14 season before his trek to the U.S.

■ **Seventh Season in KFC Yum! Center** -- This is Louisville's seventh season in the spectacular KFC Yum! Center, located on the banks of the Ohio River in downtown Louisville. The Cardinals had previously played basketball for 54 years in Freedom Hall (1956-2010). The 22,000-seat multi-purpose arena was built at a cost of \$238 million and includes 71 luxury suites, 62 four- or six-seat premium boxes, over 2,000 side-court club seats and four party suites with a seating capacity of 32 each.

UofL's men's and women's teams have permanent locker rooms. There are five additional team locker rooms, two officials locker rooms, five star dressing rooms, a full-function media work room and a full-sized basketball practice court on the event level. The seven levels of the arena (including the upper catwalk) include a collective 721,762 square feet, or roughly the area of 13 football fields.

After passing through the one and a half acre landscaped entry plaza that features a basketball-themed fountain, entering fans can visit the 2,500-square foot UofL adidas store, the 3,000-square foot UofL Hall of Honor, or head to their seats using one of the eight escalators or seven elevators within the building.

Lounge space is abundant within the arena.

Four spacious donor rooms are available for Cardinal fans, including three that overlook the Ohio

River. The 7,000-square foot main concourse restaurant overlooks the river and a main concourse sports bar has views directly into the arena bowl. Two 4,000-square foot club lounges on the event level, as well as the terrace club and premium box lounges, provide amenities for their respective patrons. The KFC Yum! Center served as the site for the NCAA Men's Basketball Tournament second and third rounds in 2012 and 2015, the NCAA South Regional in 2016 and was the site for the 2012 NCAA Women's Volleyball Championship on December 13 and 15.



■ Mathiang A Good Works Team Nominee

-- UofL center Mangok Mathiang is among a group of 181 nominees for the 2017 Allstate National Association of Basketball Coaches (NABC) Good Works Team. The distinguished award shines a spotlight on a select group of student-athletes who have shown dedication to community service and leadership.

Former UofL guard Peyton Siva received recognition on the Allstate NABC Good Works team as a senior in 2013.

A redshirt senior, Mathiang is a team captain for the second straight year. Over the past three years, he has accumulated the most community service hours on the Cardinals' team. A communications major, Mathiang has developed an amazing reputation for being a kind, gentle-hearted young man.

Among the many service projects in which he has participated include the Louisville Coalition for the Homeless & Salvation Army- Stand Down 2016, a speaker at elementary schools, Dare to Care food bank, Metro Parks and Recreation Adaptive and Inclusive Recreation Program, multiple hospital visits and many other community service initiatives. He has been a leader off the court and on it, as a starter or key reserve. He was one of a league-leading seven Louisville student-athletes honored on the 2016 All-ACC Academic Men's Basketball Team and has regularly achieved recognition on the UofL Athletic Director's Honor Roll.

The 181 NABC nominees were submitted by sports information directors and college basketball coaches across the country. The final roster of 10 award recipients will be unveiled in February. Members of the Allstate NABC Good Works Team will be invited by Allstate, an official corporate partner of the NCAA, to the 2017 NABC Convention and 2017 NCAA Men's Final Four in Phoenix, where they will participate in a community service project benefiting the city.

More information about the Allstate NABC Good Works Team is available at www.nabc.org.

UofL Radio Network Affiliates

WHAS	840 AM	Louisville, Ky.
<i>(Flagship Station)</i>		
WKRD	790 AM	Louisville, Ky.
WCKY	1530 AM	Cincinnati, Ohio
WWRW	105.5 FM	Lexington, Ky.
WSFC	1240 AM	Somerset, Ky.
WYMC	1430 AM	Mayfield, Ky.
WLME	102.7 FM	Owensboro, Ky.
WPAD	1560 AM	Paducah, Ky.
WCCK	95.7 FM	Calvert City, Ky.

Sirius XM Satellite Radio

The radio broadcast is also available for a fee through GoCards.com and CardsMobile, the Cards' official Android/iPhone app.

■ **Anniversary Year for Two Final Four teams** — The 2016-17 season marks notable anniversaries for two of Louisville's Final Four teams. It is the 45th anniversary for UofL's 1972 NCAA Final Four team (26-5 record), which was guided by future Hall of Fame Coach Denny Crum in his first season with the Cardinals. The Missouri Valley Conference Co-Champions featured five senior starters, including All-America guard Jim Price (1,460 career points, 1969-72), forward Ron Thomas, whose 13.0 career rebounding average is the fourth-best ever at UofL (1970-72), and 1,000-point scorer Al Vilcheck (1,048 points, 1969-72). This season also marks the 35th anniversary of the Cardinals' 1982 Final Four team, which had six seniors on its roster. Crum's fourth Final Four team, which was runner-up in the Metro Conference, included four starters that totaled over 1,000 career points in Derek Smith (1,826), Lancaster Gordon (1,614), Jerry Eaves (1,250) and Rodney McCray (1,247). The Cardinals beat UAB on its home floor to win the Mideast Regional.

■ **Tickets Available** -- A limited number of single-game tickets for UofL home games in November and December on sale now. Tickets are \$45 for weekend non-conference games; weekday non-conference games are \$40; \$82 for Virginia, Duke and Notre Dame; and \$65 for all other ACC games. The Cardinals' Dec. 21 game against Kentucky is sold out. Tickets will be on sale at the UofL Ticket Office, located near Gate 2 of Papa John's Cardinal Stadium at 2800 South Floyd Street. The ticket office is open weekdays from 9 a.m. until 5 p.m. Cardinal fans may also purchase tickets by visiting Ticketmaster online at www.Ticketmaster.com, calling 1-800-745-3000 or by visiting any Ticketmaster Ticket Center, including the KFC Yum! Center.

■ **La Poderosa Broadcast Six** — Six UofL home men's basketball games will be broadcast this season in Spanish on La Poderosa (WTUV, 620AM). The remaining four games include: Dec. 7 vs. Southern Illinois, Dec. 10 vs. Texas Southern, Jan. 19 vs. Clemson and Feb. 18 vs. Virginia Tech. Carlos Lucio and Elvis Martinez call the action for the broadcasts in UofL's effort to reach out to the Hispanic community for the last 12 years. All of U of L's home football games over the last 12 years have also been broadcast in Spanish.

NCAA Division I Most Victories

School	First Year	(entering 2016-17)			
		Yrs.	Won	Loss	Pct.
1. Kentucky	1903	113	2205	682	.764
2. Kansas	1899	118	2186	836	.723
3. North Carolina	1911	106	2173	774	.737
4. Duke	1906	111	2087	864	.707
5. Syracuse	1901	115	1943	865	.692
6. Temple	1895	120	1870	1037	.643
7. Notre Dame	1898	111	1819	984	.649
8. UCLA	1920	97	1818	819	.689
9. St. John's	1908	108	1803	980	.648
10. Indiana	1901	116	1783	1003	.640
11. Louisville	1911	102	1778	892	.666
12. Brigham Young	1903	114	1764	1059	.625
13. Arizona	1905	111	1762	927	.655

Cardinals in the NCAA Tournament

■ Louisville made its 41st NCAA Tournament appearance in 2015. The Cardinals have reached the NCAA Tournament 32 of the last 40 years (nine of the last 10, 12 of the last 14, 14 of the last 18 years, 20 of last 25). The Cards have reached the Sweet 16 on 21 occasions and have advanced to the Elite Eight four of the last seven seasons. Louisville is sixth in tournament victories (75) and is fifth in NCAA Tournament appearances (41). UofL has a 75-42 overall NCAA Tournament record, reaching the Final Four 10 times.

■ Only four teams -- Kentucky (56), North Carolina (47), UCLA (46), and Kansas (45) -- have more NCAA Tournament appearances than Louisville's 41.

■ U of L Coach Rick Pitino has a 53-18 record in NCAA Tournament play (.746), ranking him second among active coaches in winning percentage and 10th all time. Only three coaches have coached more Final Four teams than Pitino's seven, a feat matched by one other. Pitino is the first coach to win an NCAA Championship at two different schools; the first to lead three different teams to the Final Four; is one of 11 coaches to lead four different schools to the NCAA Tournament; and one of 10 active collegiate coaches who have won an NCAA Championship.

■ Only three teams have been to more Sweet 16 appearances than Louisville's 21 since the NCAA began Sweet 16 records in 1975 (North Carolina 27, Kentucky 26, Duke 25; Kansas is tied with Louisville/21).

■ U of L Coach Rick Pitino has guided 20 teams to NCAA tournament appearances, including 12 of his last 14 years at Louisville (nine of the last 10 years). His last six straight Kentucky teams reached the NCAA Tournament. The Wildcats won the 1996 NCAA title and were national runner-up in 1997 under his guidance.

All-Time NCAA Final Four Appearances

North Carolina...	19
UCLA.....	17
Kentucky	17
Duke.....	16
Kansas	14
Ohio State	11
Louisville.....	10
Michigan State....	9
Indiana.....	8

UofL in the NCAA Tournament

NCAA Tournament Appearances	41
(32 of the last 39 years; 20 of last 24)	
All-Time NCAA Tourn. Record.....	75-42
Sweet 16 Appearances.....	21
Final Four Appearances.....	10
NCAA Championships	3
Pitino's NCAA Tourn. Record	53-18
Pitino's NCAA Tourn. Appearances ..	20

Last time an individual had ...

	For Louisville	For A Louisville Opponent
30 or more points	31 by Wayne Blackshear vs. CSUN (12/23/14)	42 by DeWayne Russell, Grand Canyon (12/3/16)
35 or more points	42 by Russ Smith vs. Houston (3/14/14)	42 by DeWayne Russell, Grand Canyon (12/3/16)
20 points in a half	20 by Trey Lewis vs. Virginia Tech, 2H (1/27/16)	24 by DeWayne Russell, Grand Canyon / 2H (12/3/16)
15 or more rebounds	15 by Chinanu Onuaku vs. Syracuse (2/17/16)	18 by Ryan Taylor, Marshall (11/21/14)
20 or more rebounds	23 by Ellis Myles vs. Tennessee St. (12/1/01)	21 by Dwayne Whitfield, Jackson St. (11/23/94)
A four-point play	Russ Smith vs. Kentucky (12/31/11)	Demetrius Jackson, Notre Dame (2/13/16)
12 made free throws	12 by Russ Smith vs. UConn, 15 att. (1/18/14)	13 by Seth Allen, Virginia Tech (1/27/16)
7 made three-point goals	7 by Preston Knowles vs. Syracuse (2/12/11)	7 by Anthony Mason Jr., St. John's (1/26/08)
10 or more assists	11 by Chris Jones vs. Virginia Tech (1/13/15)	10 by Elfrid Payton, Louisiana Lafayette (12/7/13)
5 or more blocked shots	6 by Anas Mahmoud, Wichita State (11/24/16)	6 by Jo Lual-Acuil, Jr., Baylor (11/25/16)
5 or more steals	7 by Donovan Mitchell vs. Old Dominion (11/23/16)	5 by Will Cummings, Temple (2/27/14)

The Last Time a Team ...

	Louisville	Opponent
Scored 100 points	111-63 win over Grand Canyon (12/5/15)	101-104 5OT loss to Notre Dame (2/9/13)
Scored less than 50 points	63-47 loss vs. Virginia (1/30/16)	78-47 victory over Evansville (11/11/16)
Scored 60 points in a half	61 vs. Gr. Canyon; 1st H of 111-63 win (12/5/15)	60 by Tulane; 2nd H of 109-96 win (1/18/90)
Scored under 20 points in a half	14 vs. Virginia; 1H of 63-47 loss (1/30/16)	19 by Purdue 1H, 71-64 UL win (11/30/16)
Had a +20 Rebound Margin	23 (52-29) vs. Evansville (11/11/16)	26 (57-31) by Kentucky (12/31/11)
Grabbed 60 or more rebounds	60 vs. Jacksonville State (11/17/14)	60 by George Mason (1/4/94)
Grabbed less than 25 rebounds	24 vs. USF (1/12/12)	22 by Kennesaw State (12/16/15)
Shot 60% or better from the field	.652 (30-46) vs. Pittsburgh (1/25/15)	.614 (43-70) by Charlotte (2/11/01)
Shot 30% or below from the field	.297 (19-64) vs. Old Dominion (11/23/16)	.281 (14-49) by Evansville (11/11/16)
Shot 70% from the field for a half	.708 (17-24) vs. Pittsburgh in 1st H (1/25/15)	.765 (13-17) by Georgetown in 2nd H (1/31/11)
Made 5 or less free throws	1 vs. Syracuse (in 2 attempts, 2/17/16)	5 by Georgia Tech (in 7 attempts, 3/1/16)
Made 15 three-point goals	16 (in 30 attempts) vs. Rutgers (2/16/14)	17 by Notre Dame (2/4/06)
Made No three-point goals	0 vs. Pittsburgh (2/11/15)	0 by Cal State Northridge (12/23/14)
Shot 60% from the three-point line	.667 (12-18) vs. Virginia Tech (1/27/16)	.727 (8-11) by Miami (2/27/16)
Handed out 25 or more assists	28 vs. UCF (12/31/13)	25 by Notre Dame (2/28/08)
Handed out 5 or less assists	1 vs. Kentucky (12/27/14)	4 by Pittsburgh (1/14/16)
Committed 25 or more turnovers	26 vs. West Virginia (1/31/09)	25 by FIU (12/5/14)
Committed 5 or fewer turnovers	5 vs. NC State (2/14/15)	2 by Virginia (2/7/15)
Blocked 10 or more shots	11 vs. William & Mary (11/14/16)	14 by Connecticut (3/4/06)
Had No Blocked Shots	0 vs. North Carolina A&T (3/21/13)	0 by Wichita State (11/24/16)
Had 15 or more steals	16 vs. Savannah State (11/24/14)	19 by Rutgers (3/13/14)
Had No Steals	0 vs. Saint Louis (2/12/03)	0 by Saint Louis (3/22/14)

**Louisville Top Efforts Under Rick Pitino
(Since 2001-02)****Longest winning streak:** 17 games (2002-03)**Longest conference winning streak:** 10, twice -- 2008-09 & 2012-13 seasons**Longest losing streak:** 4 games (2003-04)**Longest conference losing streak:** 4 games (2003-04)**Most points scored in a game:** 114 vs. Western Kentucky, 12-22-10 (UL 114, WKU 82)**Fewest points scored in a game:** 45 vs. Cleveland State, 11-26-14 (UL 45, CSU 33)**Most points allowed in a game:** 104 vs. Notre Dame, 2-9-13 (UND 104, UL 101, 5 ot)**Fewest Points Allowed in a Game:** 26 vs. Savannah State, 11-24-14 (UL 87, SSU 26)**Fewest Points Allowed in a Conference Game:** 31 vs. Rutgers, 3-13-14 (UL 92, RU 31)**Largest Margin of Victory:** 64 vs. Morehead St., 12-27-04 (UL 104, USA 40)**Largest Margin of Victory in a Conference Game:** 61 vs. Rutgers, 3-13-14 (UL 92, RU 31)**Largest losing margin:** 33 vs. Notre Dame, 2-12-09 (ND 90, UL 57)**Fewest points scored in a win:** 45 vs. Cleveland State, 11-26-14 (UL 45, CSU 33)**Most points allowed in a win:** 89 vs. Notre Dame, 2-17-10 (UL 91, UND 89 2 ot)**Most points scored in a loss:** 101 vs. Notre Dame, 2-9-13 (UND 104, UL 101, 5 ot)**Fewest points allowed in a loss:** 52 vs. Drexel, 12-14-10 (DU 52, UL 46); vs. Syracuse, 2-13-12 (SU 52, UL 51); vs. Virginia, 2-17-15 (UVA 52, UL 47)**Largest deficit overcome to win a game:** 20 vs. West Virginia, 3-26-05 (UL 18, WVU 38)**Largest lead given up in a loss:** 22 vs. Baylor, 11-25-16 (UL 32, BU 10)**Highest shooting percentage:** .652 vs. Pittsburgh, 1-25-15 (UL 80, Pitt 68)**Highest shooting percentage in a conference game:** .652 vs. Pittsburgh, 1-25-15 (UL 80, Pitt 68)**Lowest shooting percentage:** .268 vs. Western Kentucky, 11-30-08 (WKU 68, UL 54)**Lowest shooting percentage in a conference game:** .274 vs. Cincinnati, 1-19-02 (UL 50, UC 77)**Highest 3-point percentage:** .778 vs. Memphis, 2-4-04 (UL 58, UM 62)**Highest 3-point percentage in a conference game:** .778 vs. Memphis, 2-4-04 (UL 58, UM 62)**Lowest 3-point percentage:** .000 vs. Pittsburgh, 2-11-15 (UL 69, Pitt 56)**Lowest 3-point percentage in a conference game:** .000 vs. Pittsburgh, 2-11-15 (UL 69, Pitt 56)**Most three-pointers:** 22 vs. Hartford, 11-17-07 (UL 104, UH 69)**Free throws made:** 41 vs. Rutgers, 1-4-14 (UL 83, RU 76)**Most assists:** 34 vs. VMI, 12-23-04 (UL 107, VMI 56)**Most blocked shots:** 18 vs. Holy Cross, 12-7-03 (UL 56, HC 40)

O V.J. King

F 6-6 190 Fr. - HS Cleveland, Ohio (Paul VI Catholic HS, Fairfax, Va.)

■ Has primarily split the time at small forward with starter Deng Adel in the first eight games.

■ Totaled 14 points, three rebounds and a season-high three assists at Grand Canyon, scoring 12 of his points in the second half.

■ Top game to date was against William & Mary when he totaled 17 points, five rebounds, and a steal (7-11 FG, 3-3 3FG).

■ King has won two gold medals with USA Basketball in the 2013 FIBA Americas U16 Championship in Maldonado, Uruguay; and the 2014 FIBA U17 World Championship in Dubai, United Arab Emirates.

■ A McDonald's All-America selection, King averaged 22.9 points, 9.6 rebounds, 2.5 assists and 2.1 steals as a senior last season in leading Paul VI (20-11) in Fairfax, Va. to the Virginia Independent Schools Athletic Association Division I state championship game..

■ The Virginia Gatorade Player of the Year earned all-state and all-conference honors last year.

■ His father Vincent King played professional basketball in foreign countries for 10 years after scoring 1,037 points in his collegiate career at Indiana University of Pennsylvania from 1988-92.

■ Born Jan. 22, 1997 ... Major is sport administration.



O V.J. King

Games With ...	Season	Career
Double-Figure scoring.....	3	3
5 or more rebounds	1	1
4 or more assists	0	0
A blocked shot	1	1
A steal	1	1
A three-pointer	3	3
20+ points	0	0

O V.J. King Season/Career Highs

Points..... 17 vs. William & Mary (11/14)
 Reb. 5 vs. William & Mary (11/14)
 Asst. 3 vs. Grand Canyon (12/3)
 Blocks 1 vs. Evansville (11/11)
 Steals 1 vs. William & Mary (11/14)
 FGM 7 vs. William & Mary (11/14)
 FGA 11 vs. William & Mary (11/14)
 3FGM 3 vs. William & Mary (11/14)
 3FGA 3 vs. William & Mary (11/14)
 vs. Wichita State (11/24)
 FT 6 vs. Evansville (11/11)
 vs. Wichita State (11/24)
 FTA 8 vs. Evansville (11/11)
 vs. Wichita State (11/24)

O V.J. King Game-by-Game

O V.J. King Game-by-Game										3-Point			Rebounds											
Opponent	Date	GS	Min	FG	FGA	Pct	FG	FGA	Pct	FT	FTA	Pct	Off	Def	Tot	Avg	PF	FO	A	TO	Blk	Stl	Pts	Avg
EVANSVILLE	11/11/16	14	0	1	.000	0	1	.000	6	8	.750	0	2	2	2.0	1	0	0	0	1	0	6	6.0	
WM. & MARY	11/14/16	17	7	11	.636	3	3	1.000	0	0	.000	2	3	5	3.5	2	0	0	1	0	1	17	11.5	
LONG BEACH ST	11/17/16	13	3	8	.375	0	2	.000	2	2	1.000	0	3	3	3.3	0	0	0	0	0	0	8	10.3	
vs Old Dominion	11/23/16	8	0	1	.000	0	0	.000	2	2	1.000	2	0	2	3.0	1	0	1	0	0	0	2	8.3	
vs Wichita State	11/24/16	20	2	8	.250	0	3	.000	6	8	.750	2	2	4	3.2	1	0	0	3	0	0	10	8.6	
vs Baylor	11/25/16	12	2	5	.400	1	1	1.000	0	0	.000	0	2	2	3.0	0	0	0	1	0	0	5	8.0	
PURDUE	11/30/16	10	0	3	.000	0	0	.000	0	0	.000	0	2	2	2.9	0	0	0	0	0	0	0	6.9	
at Grand Canyon	12/3/16	24	4	6	.667	2	2	1.000	4	4	1.000	1	2	3	2.9	0	0	3	2	0	0	14	7.8	


O V.J. King Statistics

Year	GP	GS	Min	Avg	FG	FGA	Pct	3FG	3FGA	Pct	FT	FTA	Pct	OReb	DReb	Reb	Avg	PF	FO	Ast	TO	Blk	Stl	Pts	Avg
2016-17	8	0	118	14.8	18	43	.419	6	12	.500	20	24	.833	7	16	23	2.9	5	0	4	7	1	1	62	7.8
TOTAL	8	0	118	14.8	18	43	.419	6	12	.500	20	24	.833	7	16	23	2.9	5	0	4	7	1	1	62	7.8

1 Tony Hicks

G 6-1 180 Gr. - Tr. South Holland, Ill. (University of Pennsylvania)

- Scored four points and grabbed two rebounds in the first two games of the season.
- Graduate transfer led Penn in scoring as a sophomore and junior and earned All-Ivy League honorable mention honors during his freshman and junior years.
- Has 54 career double-figure scoring games at Penn.
- Totaled 1,060 career points in three seasons while starting 64 games for the Quakers. He has connected on 107-of-308 three-pointers in three seasons (347) and 78.1 percent of his free throws (217-of-278).
- Matched a Penn single-game record with 13 assists vs. Lafayette, adding 14 points, four rebounds and four steals.
- Has a 6-8 wingspan.
- A member of the 2012 Parade All-America team, Hicks was the Chicago Catholic League Player of the Year as a senior at St. Rita of Cascia High School.
- Born March 15, 1994 ... Earned a sociology degree at Penn ... Major at UofL is human resources.



1 Tony Hicks		
Games at UofL With ...		Season Career
Double-Figure scoring.....	0	0
6 or more rebounds	0	0
4 or more assists	0	0
A blocked shot	0	0
A steal	1	1
A three-pointer.....	0	0
20+ points.....	0	0

1 Tony Hicks Season/Career Highs

- Points..... 4 vs. Evansville (11/11)
vs. William & Mary (11/14)
- Reb. 2 vs. Evansville (11/11)
vs. William & Mary (11/14)
- Asst..... 3 vs. William & Mary (11/14)
- Blocks none
- Steals 2 vs. Evansville (11/11)
- FGM 2 vs. Evansville (11/11)
- FGA 9 vs. William & Mary (11/14)
- 3FGM none
- 3FGA 3 vs. William & Mary (11/14)
- FT..... 2 vs. William & Mary (11/14)
- FTA..... 2 vs. Evansville (11/11)
vs. William & Mary (11/14)

1 Tony Hicks Game-by-Game					3-Point										Rebounds														
Opponent	Date	GS	Min	FG	FGA	Pct	FG	FGA	Pct	FT	FTA	Pct	Off	Def	Tot	Avg	PF	FO	A	TO	Blk	Stl	Pts	Avg					
EVANSVILLE	11/11/16	18	2	5	.400	0	1	.000	0	2	.000	0	2	2	2	2.0	0	0	2	1	0	2	4	4.0					
WM. & MARY	11/14/16	12	1	9	.111	0	3	.000	2	21.000	1	1	2			2.0	1	0	3	1	0	0	4	4.0					
LONG BEACH ST	11/17/16	DNP																											
vs Old Dominion	11/23/16	2	0	3	.000	0	1	.000	0	0	.000	0	0	0		1.3	0	0	0	0	0	0	2	2.7					
vs Wichita State	11/24/16	DNP																											
vs Baylor	11/25/16	DNP																											
PURDUE	11/30/16	13	0	0	.000	0	0	.000	0	0	.000	0	1	1		1.3	0	0	1	1	0	0	0	2.0					
at Grand Canyon	12/3/16	DNP																											

10 Tony Hicks Statistics at Louisville																									
Year	GP	GS	Min	Avg	FG	FGA	Pct	3FG	3FGA	Pct	FT	FTA	Pct	OReb	DReb	Reb	Avg	PF	FO	Ast	TO	Blk	Stl	Pts	Avg
2016-17	4	0	45	11.3	3	17	.176	0	5	.000	2	4	.500	1	4	5	1.3	1	0	6	3	0	2	8	2.0
TOTAL	4	0	45	11.3	3	17	.176	0	5	.000	2	4	.500	1	4	5	1.3	1	0	6	3	0	2	8	2.0

4 Quentin Snider

G 6-2 175 Jr. - 2L Louisville, Ky. (Ballard HS)

- Team co-captain is the Cardinals’ top returning scorer (9.4 ppg last season) for the second consecutive season.
- Off to a slow shooting start, but has improved his shot in the offseason.
- His 109 assists with just 40 turnovers last season ranked him fourth in the ACC in assists-to-turnovers ratio (2.73; 43rd in the NCAA).
- Named to the 2015 and 2016 All-ACC Academic Men’s Basketball team, one of a league-high seven Cardinals selected for the honor.
- Led the Cardinals with a career-high 21 points at NC State while knocking down a career-high four three-pointers.
- Handed out as many as six assists seven times, including seven assists with one turnover against No. 2/1 North Carolina.
- Honored as Kentucky’s Mr. Basketball as a senior, Snider is the career leader in scoring and assists (633) at Ballard. His 2,442 points passed Allan Houston and DeJuan Wheat. His 371 three-pointers rank third in state history.
- Born Feb. 14, 1995 ... Major is communication.



4 Quentin Snider		
Games With ...	Season	Career
Double-Figure scoring.....	4	24
6 or more rebounds	0	0
4 or more assists	3	24
A blocked shot	0	1
A steal	1	25
A three-pointer	5	38
20+ points	0	2

4 Quentin Snider Season Highs

Points..... 18 vs. Old Dominion (11/23)
Reb. 4 vs. Wichita State (11/24)
Asst..... 5 vs. Long Beach St. (11/17)
Blocks none
Steals..... 1 vs. Wichita State (11/24)
FGM 6 vs. Baylor (11/25)
FGA 17 vs. Baylor (11/25)
3FGM 4 vs. William & Mary (11/14)
3FGA 9 vs. William & Mary (11/14)
FT..... 7 vs. Old Dominion (11/23)
FTA..... 11 vs. Old Dominion (11/23)

4 Quentin Snider Career Highs

Points..... 21 vs. NC State (1/7/16)
Reb. 5 (4 times) *latest:* vs. Georgia Tech (1/23/16)
Asst..... 8 vs. Grand Canyon (12/5/15)
 vs. Kennesaw St. (12/16/15)
Blocks 1 vs. Michigan State (3/29/15)
Steals..... 3 vs. Utah Valley (12/23/15)
FGM 8 vs. Florida State (1/20/16)
FGA 17 vs. Baylor (11/25/16)
3FGM 4 (3 times) *latest:* vs. Wm. & Mary (11/14/16)
3FGA 9 vs. Syracuse (2/18/15)
 vs. William & Mary (11/14)
FT..... 7 vs. Old Dominion (11/23/16)
FTA..... 11 vs. Old Dominion (11/23/16)

4 Quentin Snider Game-by-Game

4 Quentin Snider Game-by-Game						3-Point			Rebounds															
Opponent	Date	GS	Min	FG	FGA	Pct	FG	FGA	Pct	FT	FTA	Pct	Off	Def	Tot	Avg	PF	FO	A	TO	Blk	Stl	Pts	Avg
EVANSVILLE	11/11/16	*	18	0	1	.000	0	1	.000	3	4	.750	0	2	2	2.0	3	0	3	1	0	0	3	3.0
WM. & MARY	11/14/16	*	26	4	11	.364	4	9	.444	1	2	.500	0	3	3	2.5	1	0	4	2	0	0	13	8.0
LONG BEACH ST	11/17/16	*	27	1	10	.100	0	4	.000	2	3	.667	1	1	2	2.3	0	0	5	1	0	0	4	6.7
vs Old Dominion	11/23/16	*	39	4	13	.308	3	6	.500	7	11	.636	0	1	1	2.0	3	0	4	2	0	0	18	9.5
vs Wichita State	11/24/16	*	35	5	15	.333	2	8	.250	2	21	.000	1	3	4	2.4	3	0	3	3	0	1	14	10.4
vs Baylor	11/25/16	*	34	6	17	.353	2	8	.250	0	0	.000	0	2	2	2.3	1	0	3	0	0	0	14	11.0
PURDUE	11/30/16	*	31	2	11	.182	0	4	.000	5	7	.714	1	1	2	2.3	0	0	2	2	0	0	9	10.7
at Grand Canyon	12/3/16	*	25	3	9	.333	1	3	.333	2	21	.000	2	1	3	2.4	4	0	4	0	0	0	9	10.5


4 Quentin Snider Statistics

Year	GP	GS	Min	Avg	FG	FGA	Pct	3FG	3FGA	Pct	FT	FTA	Pct	OReb	DReb	Reb	Avg	PF	FO	Ast	TO	Blk	Stl	Pts	Avg
2014-15	36	10	589	16.4	53	152	.349	19	67	.284	21	38	.553	9	49	58	1.6	43	0	47	29	1	11	146	4.1
2015-16	31	24	861	27.8	103	256	.402	40	99	.404	45	60	.750	23	47	70	2.3	60	1	109	40	0	25	291	9.4
2016-17	8	8	235	29.4	25	87	.287	12	43	.279	22	31	.710	5	14	19	2.4	15	0	28	11	0	1	84	10.5
TOTAL	75	42	1685	22.5	181	495	.366	71	209	.340	88	129	.682	37	110	147	2.0	118	1	184	80	1	37	521	6.9

5 Matz Stockman

C 7-0 240 Jr. - 2L Oslo, Norway (Canarias Basketball Academy)

- First name is pronounced Motts.
- Scored a career-high 10 points against Grand Canyon, finished the game 3-of-3 from the field and 4-of-5 from the foul line. He scored all of his points in the first half when three other front line players had each picked up two fouls.
- Scored in 16 of his 23 appearances as a sophomore.
- Scored a career-high eight points against Kennesaw State while grabbing a career-high five rebounds.
- One of four players on the Cardinals' roster with international ties.
- Has a 7-6 wingspan.
- Attended and played basketball at the Canarias Basketball Academy in Gran Canaria in Spain's Canary Islands during the 2013-14 season.
- Played handball and soccer (goalie) in high school.
- Stockman and fellow junior Anas Mahmoud are the first seven-footers to play for the Cardinals since Felton Spencer, a 7-0 center from Louisville (1986-90).
- Born Jan. 30, 1995 ... Major is sport administration.



5 Matz Stockman

Games With ...	Season	Career
Double-Figure scoring.....	1	1
6 or more rebounds	0	0
4 or more assists	0	0
A blocked shot	1	8
A steal	0	2
A three-pointer.....	0	0
20+ points.....	0	0

5 Matz Stockman Season Highs

Points..... 10 vs. Grand Canyon (12/3)
 Reb. 3 vs. Grand Canyon (12/3)
 Asst. 1 vs. Long Beach St. (11/17)
 Blocks 1 vs. Long Beach St. (11/17)
 Steals none
 FGM 3 vs. Grand Canyon (12/3)
 FGA 3 vs. Evansville (11/11)
 vs. Grand Canyon (12/3)
 3FGM none
 3FGA none
 FT 4 vs. Grand Canyon (12/3)
 FTA 5 vs. Grand Canyon (12/3)

5 Matz Stockman Career Highs

Points..... 10 vs. Grand Canyon (12/3/16)
 Reb. 5 vs. Kennesaw St. (12/16/15)
 vs. Utah Valley (12/23/15)
 Asst. 1 (6 times) *latest:* vs. Long Beach St. (11/17/16)
 Blocks 2 (3 times) *latest:* vs. UMKC (12/22/15)
 Steals 1 vs. Jacksonville St. (11/17/14)
 vs. Fla. International (12/5/14)
 FGM 4 vs. Kennesaw St. (12/16/15)
 FGA 5 vs. Kennesaw St. (12/16/15)
 3FGM none
 3FGA none
 FT 4 vs. Grand Canyon (12/3/16)
 FTA 6 vs. Utah Valley (12/23/15)

5 Matz Stockman Game-by-Game

Opponent	Date	GS	Min	FG	FGA	Pct	FG	FGA	Pct	FT	FTA	Pct	Off	Def	Tot	Avg	PF	FO	A	TO	Blk	Stl	Pts	Avg
EVANSVILLE	11/11/16	3	2	3	.667	0	0	.000	0	2	.000	2	0	2	2.0	1	0	0	0	0	0	4	4.0	
WM. & MARY	11/14/16	1	0	0	.000	0	0	.000	0	0	.000	0	1	1	1.5	0	0	0	0	0	0	0	2.0	
LONG BEACH ST	11/17/16	3	0	0	.000	0	0	.000	0	0	.000	0	1	1	1.3	0	0	1	1	1	0	0	1.3	
vs Old Dominion	11/23/16	3	0	0	.000	0	0	.000	0	0	.000	0	1	1	1.3	1	0	0	0	0	0	0	1.0	
vs Wichita State	11/24/16	3	0	0	.000	0	0	.000	0	0	.000	0	1	1	1.2	0	0	0	0	0	0	0	0.8	
vs Baylor	11/25/16	1	0	1	.000	0	0	.000	1	2	.500	1	0	1	1.2	1	0	0	0	0	0	1	0.8	
PURDUE	11/30/16	1	0	0	.000	0	0	.000	0	0	.000	0	0	0	1.0	0	0	0	0	0	0	0	0.7	
at Grand Canyon	12/3/16	15	3	3	1.000	0	0	.000	4	5	.800	1	2	3	1.3	1	0	0	1	0	0	10	1.9	

5 Matz Stockman Statistics

Year	GP	GS	Min	Avg	FG	FGA	Pct	3FG	3FGA	Pct	FT	FTA	Pct	OReb	DReb	Reb	Avg	PF	FO	Ast	TO	Blk	Stl	Pts	Avg
2014-15	4	0	22	5.5	2	5	.400	0	0	.000	0	2	.000	2	9	11	2.8	6	0	1	3	4	2	4	1.0
2015-16	23	0	142	6.2	26	47	.553	0	0	.000	10	21	.476	20	19	39	1.7	27	0	4	7	8	1	62	2.7
2016-17	8	0	30	3.8	5	7	.714	0	0	.000	5	9	.556	4	6	10	1.3	4	0	1	2	1	0	15	1.9
TOTAL	35	0	194	5.5	33	59	.559	0	0	.000	15	32	.469	26	34	60	1.7	37	0	6	12	13	3	81	2.3

10 Jaylen Johnson

F 6-9 225 So. - 1L Ypsilanti, Mich. (Ypsilanti HS)

■ Has produced double-doubles in two games and missed a third by one rebound. He had scored in double figures twice in his career entering the season and the two double-doubles are his first.

■ Eighth in the ACC in rebounding (8.0 per game).
 ■ Concentrated on improving his conditioning in the offseason.
 ■ Fifth in the ACC and is 24th nationally in offensive rebounds (3.6).
 ■ Starter at power forward for the Cardinals in 22 games as a sophomore, including 18 of the last 19.

■ A finalist for the 2014 Hal Schram Mr. Basketball award in Michigan, Johnson was a first team all-state selection and was the *Ann Arbor News* Washtenaw County Player of the Year

■ His mother Janetta Johnson played for Wisconsin and professionally in Portugal. Her 130 blocked shots in 1988-89 is the Badgers' single-season record. She moved to Louisville in 2014 from Michigan, and is currently in her first year as girls basketball coach at Central High School in Louisville.

■ Born Aug. 7, 1996 ... Major is communication.



10 Jaylen Johnson

Games With ...	Season	Career
Double-Figure scoring.....	4	6
6 or more rebounds.....	6	12
4 or more assists.....	0	0
A blocked shot.....	2	14
A steal.....	2	15
A three-pointer.....	1	4
20+ points.....	0	0

10 Jaylen Johnson Season Highs

Points..... 19 vs. Evansville (11/11)
 Reb. 14 vs. Evansville (11/11)
 Asst. 2 vs. Old Dominion (11/23)
 Blocks 3 vs. Evansville (11/11)
 Steals 1 vs. William & Mary (11/14)
 vs. Purdue (11/30)
 FGM 9 vs. Evansville (11/11)
 FGA 11 vs. Evansville (11/11)
 vs. Long Beach St. (11/17)
 3FGM 1 vs. Evansville (11/11)
 3FGA 1 (3 times) *latest*: vs. Old Dominion (11/23)
 FT 3 vs. William & Mary (11/14)
 FTA 5 vs. Old Dominion (11/23)

10 Jaylen Johnson Career Highs

Points..... 19 vs. Evansville (11/11/16)
 Reb. 14 vs. Evansville (11/11/16)
 Asst. 3 vs. Virginia Tech (1/27/16)
 Blocks 3 vs. Evansville (11/11/16)
 Steals 1 (15 times) *latest*: vs. Purdue (11/30/16)
 FGM 9 vs. Evansville (11/11/16)
 FGA 11 (3 times) *latest*: vs. Long Beach St. (11/17/16)
 3FGM 1 (4 times) *latest*: vs. Evansville (11/11/16)
 3FGA 3 vs. Grand Canyon (12/5/15)
 FT 3 vs. Boston College (2/6/16)
 vs. William & Mary (11/14/16)
 FTA 5 vs. Old Dominion (11/23/16)

10 Jaylen Johnson Game-by-Game

Opponent	Date	GS	Min	FG	FGA	Pct	FG	FGA	Pct	FT	FTA	Pct	Off	Def	Tot	Avg	PF	FO	A	TO	Blk	Stl	Pts	Avg
EVANSVILLE	11/11/16	*	24	9	11	.818	1	11	.000	0	2	.000	7	7	14	14.0	0	0	1	3	3	0	19	19.0
WM. & MARY	11/14/16	*	25	5	8	.625	0	0	.000	3	4	.750	5	4	9	11.5	3	0	0	1	0	1	13	16.0
LONG BEACH ST	11/17/16	*	18	7	11	.636	0	1	.000	0	2	.000	4	7	11	11.3	2	0	0	1	1	0	14	15.3
vs Old Dominion	11/23/16	*	28	2	4	.500	0	1	.000	2	5	.400	4	8	12	11.5	3	0	2	2	0	0	6	13.0
vs Wichita State	11/24/16	*	14	0	1	.000	0	0	.000	1	2	.500	1	5	6	10.4	3	0	0	0	0	0	1	10.6
vs Baylor	11/25/16	*	29	5	9	.556	0	0	.000	0	0	.000	5	1	6	9.7	2	0	0	1	0	0	10	10.5
PURDUE	11/30/16	*	13	3	5	.600	0	0	.000	0	0	.000	2	0	2	8.6	2	0	0	0	0	1	6	9.9
at Grand Canyon	12/3/16	*	16	2	5	.400	0	0	.000	1	2	.500	1	3	4	8.0	2	0	1	3	0	0	5	9.3

10 Jaylen Johnson Statistics

Year	GP	GS	Min	Avg	FG	FGA	Pct	3FG	3FGA	Pct	FT	FTA	Pct	OReb	DReb	Reb	Avg	PF	FO	Ast	TO	Blk	Stl	Pts	Avg
2014-15	23	0	106	4.6	13	27	.481	1	1	1.000	2	5	.400	13	16	29	1.3	20	0	2	6	3	4	29	1.3
2015-16	31	22	541	17.5	70	151	.464	2	10	.200	14	26	.538	50	59	109	3.5	61	0	14	17	10	10	156	5.0
2016-17	8	8	167	20.9	33	54	.611	1	3	.333	7	17	.412	29	35	64	8.0	17	0	4	11	4	2	74	9.3
TOTAL	62	30	814	13.1	116	232	.500	4	14	.286	23	48	.479	92	110	202	3.3	98	0	20	34	17	16	259	4.2

11 Jay Henderson

G 6-4 180 So. - 1L Orlando, Fla. (Lake Highland Prep)

- Made his first shot of the season, a three-pointer vs. William & Mary.
- Has played in four games this season.
- Saw action in 11 games as a freshman.
- Walk-on who transferred to UofL from St. John's, where he attended college in 2014-15 but did not play basketball there his freshman year.
- Averaged 13.1 points, 3.3 rebounds, 1.7 assists and 1.5 steals as a senior in 2013-14 in helping Lakeland Prep (28-4) win its second straight Florida Class 4A state championship.
- Twice honored on the state all-tournament team, he scored over 1,100 points in his final three seasons at Lake Highland.
- His father Jay played basketball at Penn State (1986-90), where he received the team's Dave Phillips Memorial Unsung Hero Award.
- Born April 8, 1995 ... Major is business marketing.



11 Jay Henderson		
Games With ...	Season	Career
Double-Figure scoring.....	0	0
6 or more rebounds	0	0
4 or more assists	0	0
A blocked shot	0	0
A steal	1	2
A three-pointer	1	2
20+ points	0	0

11 Jay Henderson Season Highs

Points..... 2 vs. Long Beach St. (11/17)
Reb. none
Asst..... 1 vs. Long Beach St. (11/17)
Blocks none
Steals..... 1 vs. Long Beach St. (11/17)
FGM none
FGA 2 vs. Long Beach St. (11/17)
3FGM 1 vs. William & Mary (11/14)
3FGA 1 vs. William & Mary (11/14), Old Dominion
FT 2 vs. Long Beach St. (11/17)
FTA 2 vs. Long Beach St. (11/17)

11 Jay Henderson Career Highs

Points..... 3 vs. Kennesaw St. (12/16/15)
vs. William & Mary (11/14/16)
Reb. 1 vs. Kennesaw St. (12/16/15)
vs. Boston College (2/6/16)
Asst..... 1 (3 times) *latest:* vs. Long Beach St. (11/17/16)
Blocks none
Steals..... 2 vs. Kennesaw St. (12/16/15)
FGM 1 vs. Kennesaw St. (12/16/15)
FGA 3 vs. Kennesaw St. (12/16/15)
3FGM 1 vs. Kennesaw St. (12/16/15)
vs. William & Mary (11/14/16)
3FGA 2 vs. Kennesaw St. (12/16/15)
vs. Utah Valley (12/23/15)
FT 2 vs. Long Beach St. (11/17/16)
FTA 2 vs. Long Beach St. (11/17/16)

11 Jay Henderson Game-by-Game

1 Jay Henderson Game-by-Game						3-Point				Rebounds															
Opponent	Date	GS	Min	FG	FGA	Pct	FG	FGA	Pct	FT	FTA	Pct	Off	Def	Tot	Avg	PF	FO	A	TO	Blk	Stl	Pts	Avg	
EVANSVILLE	11/11/16		3	0	0	.000	0	0	.000	0	0	.000	0	0	0	0.0	0	0	0	0	0	0	0	0.0	
WM. & MARY	11/14/16		1	1	1	1.000	1	1	1.000	0	0	.000	0	0	0	0.0	3	0	0	0	0	0	3	1.5	
LONG BEACH ST	11/17/16		5	0	2	.000	0	1	.000	2	21	.000	0	0	0	0.0	1	0	1	0	0	1	2	1.7	
vs Old Dominion	11/23/16	DNP																							
vs Wichita State	11/24/16	DNP																							
vs Baylor	11/25/16		1	0	0	.000	0	0	.000	0	0	.000	0	0	0	0.0	0	0	0	0	0	0	0	1.3	
PURDUE	11/30/16	DNP																							
at Grand Canyon	12/3/16	DNP																							

11 Jay Henderson Statistics

Year	GP	GS	Min	Avg	FG	FGA	Pct	3FG	3FGA	Pct	FT	FTA	Pct	OReb	DReb	Reb	Avg	PF	FO	Ast	TO	Blk	Stl	Pts	Avg
2015-16	11	0	23	2.1	1	7	.143	1	4	.250	0	0	.000	0	2	2	0.2	2	0	2	1	0	2	3	0.3
2016-17	4	0	10	2.5	1	3	.333	1	2	.500	2	2	1.000	0	0	0	0.0	4	0	1	0	0	1	5	1.3
TOTAL	15	0	33	2.2	2	10	.200	2	6	.333	2	2	1.000	0	2	2	0.1	6	0	3	1	0	3	8	0.5

12 Mangok Mathiang

F/C 6-10 220 Sr. - 3L Melbourne, Australia (IMG Academy)

- Name is pronounced MANG-go, with a silent “K”; MATH-ee-ang.
- Team captain for the second straight year this season.
- Starter at center all eight games.
- Matched a career-high with five blocked shots against William & Mary.
- Nominee for the Allstate NABC Good Works Team, which highlights community service and leadership.
- Averaged 7.1 points and 5.7 rebounds over the first 10 games of last season prior to breaking a bone in his left foot against Western Kentucky on Dec. 19, ending his season.
- Named to the 2015 and 2016 All-ACC Academic Men’s Basketball team.
- Ranked sixth in the ACC in blocks as a sophomore (1.4 bpg).
- Led the 23-team 2015 World University Games in rebounding and finished tied for eighth in scoring, producing five double-doubles. He started all eight games for Australia, averaging 13.5 points and 10.3 rebounds.
- Born Oct. 8, 1992 ... Major is communication with a minor in marketing.



12 Mangok Mathiang		
Games With ...	Season	Career
Double-Figure scoring.....	3	7
6 or more rebounds.....	5	29
4 or more assists.....	0	0
A blocked shot.....	4	63
A steal.....	4	33
A three-pointer.....	0	0
20+ points.....	0	0

12 Mangok Mathiang Season Highs

Points..... 12 vs. Old Dominion (11/23)
Reb. 10 vs. William & Mary (11/14)
Asst..... 2 vs. William & Mary (11/14)
Blocks 5 vs. William & Mary (11/14)
Steals..... 2 vs. Long Beach St. (11/17)
FGM 5 vs. Purdue (11/30)
FGA 11 vs. Purdue (11/30)
3FGM none
3FGA none
FT..... 6 vs. Old Dominion (11/23)
FTA..... 9 vs. Old Dominion (11/23)

12 Mangok Mathiang Career Highs

Points..... 17 vs. Saint Louis (11/28/15)
Reb. 13 vs. Saint Louis (11/28/15)
Asst..... 2 (8 times) *latest:* vs. Wm. & Mary (11/14/16)
Blocks 5 vs. NC State (2/14/15)
 vs. William & Mary (11/14)
Steals..... 3 vs. Cal State Northridge (12/23/14)
FGM 6 vs. Saint Louis (11/28/15)
FGA 10 vs. Evansville (11/11/16)
3FGM none
3FGA none
FT..... 6 vs. Old Dominion (11/23/16)
FTA..... 9 vs. Old Dominion (11/23/16)

12 Mangok Mathiang Game-by-Game										3-Point			Rebounds													
Opponent	Date	GS	Min	FG	FGA	Pct	FG	FGA	Pct	FT	FTA	Pct	Off	Def	Tot	Avg	PF	FO	A	TO	Blk	Stl	Pts	Avg		
EVANSVILLE	11/11/16	*	20	4	10	.400	0	0	.000	1	2	.500	4	3	7	7.0	2	0	0	1	2	0	9	9.0		
WM. & MARY	11/14/16	*	23	1	2	.500	0	0	.000	1	6	.167	2	8	10	8.5	1	0	2	0	5	0	3	6.0		
LONG BEACH ST	11/17/16	*	17	3	7	.429	0	0	.000	5	5	1.000	5	2	7	8.0	3	0	0	2	0	2	11	7.7		
vs Old Dominion	11/23/16	*	25	3	6	.500	0	0	.000	6	9	.667	1	4	5	7.3	5	1	0	5	0	0	12	8.8		
vs Wichita State	11/24/16	*	6	0	1	.000	0	0	.000	1	2	.500	0	2	2	6.2	4	0	0	1	0	0	1	7.2		
vs Baylor	11/25/16	*	19	0	3	.000	0	0	.000	0	0	.000	3	2	5	6.0	3	0	1	0	1	1	0	6.0		
PURDUE	11/30/16	*	25	5	11	.455	0	0	.000	1	2	.500	2	6	8	6.3	3	0	1	2	0	1	11	6.7		
at Grand Canyon	12/3/16	*	20	1	4	.250	0	0	.000	1	2	.500	4	4	8	6.5	4	0	1	1	2	1	3	6.3		

12 Mangok Mathiang Statistics

Year	GP	GS	Min	Avg	FG	FGA	Pct	3FG	3FGA	Pct	FT	FTA	Pct	OReb	DReb	Reb	Avg	PF	FO	Ast	TO	Blk	Stl	Pts	Avg
2013-14	37	14	545	14.7	47	89	.528	0	0	.000	39	63	.619	68	64	132	3.6	64	1	15	24	51	13	133	3.6
2014-15	34	9	635	18.7	31	80	.388	0	0	.000	26	54	.481	80	79	159	4.7	82	3	16	26	47	19	88	2.6
2015-16	10	2	188	18.8	27	48	.563	0	0	.000	17	29	.586	26	31	57	5.7	22	0	5	11	12	7	71	7.1
2016-17	8	8	155	19.4	17	44	.386	0	0	.000	16	28	.571	21	31	52	6.5	25	1	5	12	10	5	50	6.3
TOTAL	89	33	1523	17.1	122	261	.467	0	0	.000	98	174	.563	195	205	400	4.5	193	5	41	73	120	44	342	3.8

13 Ray Spalding

F 6-10 215 So. - 1L Louisville, Ky. (Trinity HS)

■ Has grabbed at least four rebounds off the bench in seven games and has four double-figure scoring efforts.

■ Team leader in field goal percentage (.643), he has averaged 12.5 points and 6.0 rebounds in the last two games off the bench.

■ Scored a season-high 14 points against Grand Canyon, including 12 in the second half.

■ Matched a career-best with three assists vs. Long Beach State, adding 10 points, six rebounds, two blocked shots and two steals.

■ Finished his freshman season averaging 5.6 points and 4.3 rebounds per game as a valuable reserve and a starter in six games. He was second on the team with 22 dunks.

■ 2016 All-ACC Academic Men's Basketball team selection.

■ His 7-6 wingspan aids him in leading the team in deflections in nearly every practice.

■ Two-time first team all-state selection who led Trinity to a 24-6 record as a senior and a 118-21 record in his 4 years.

■ His uncle Manuel Forrest played for Louisville (1981-82, 1983-85), who averaged 12.8 points and 5.0 rebounds his senior year with the Cardinals.

■ Born March 11, 1997 ... Major is undecided.



13 Ray Spalding

Games With ...	Season	Career
Double-Figure scoring.....	4	8
6 or more rebounds	3	11
4 or more assists	0	0
A blocked shot	7	19
A steal	4	21
A three-pointer	0	1
20+ points	0	0

13 Ray Spalding Season Highs

Points..... 14 vs. Grand Canyon (12/3)
 Reb. 9 vs. Wichita State (11/24)
 vs. Purdue (11/30)
 Asst..... 3 vs. Long Beach St. (11/17)
 Blocks 2 (3 times) *latest:* vs. Wichita State (11/24)
 Steals 2 vs. Long Beach St. (11/17)
 FGM 5 (3 times) *latest:* vs. Grand Canyon (12/3)
 FGA 7 vs. Grand Canyon (12/3)
 3FGM none
 3FGA 1 (3 times) *latest:* vs. Baylor (11/25)
 FT 4 vs. Grand Canyon (12/3)
 FTA 4 vs. Long Beach St. (11/17)
 vs. Grand Canyon (12/3)

13 Ray Spalding Career Highs

Points..... 18 vs. North Florida (11/21/15)
 Reb. 12 vs. North Florida (11/21/15)
 Asst..... 3 vs. Duke (2/20/16)
 vs. Long Beach St. (11/17/16)
 Blocks 3 vs. Eastern Michigan (12/12/15)
 Steals 4 vs. North Florida (11/21/15)
 FGM 8 vs. North Florida (11/21/15)
 FGA 10 vs. North Florida (11/21/15)
 vs. Virginia (1/30/16)
 3FGM 1 vs. Duke (2/20/16)
 3FGA 1 (5 times) *latest:* vs. Baylor (11/25/16)
 FT 4 vs. Virginia Tech (1/27/16)
 vs. Grand Canyon (12/3/16)
 FTA 6 (3 times) *latest:* vs. Virginia Tech (1/27/16)

13 Ray Spalding Game-by-Game

13 Ray Spalding Game-by-Game													3-Point				Rebounds															
Opponent	Date	GS	Min	FG	FGA	Pct	FG	FGA	Pct	FT	FTA	Pct	Off	Def	Tot	Avg	PF	FO	A	TO	Blk	Stl	Pts	Avg								
EVANSVILLE	11/11/16	15	1	4	.250	0	1	.000	0	0	.000	1	3	4	4.0	5	1	1	1	1	1	2	2.0									
WM. & MARY	11/14/16	16	5	6	.833	0	0	.000	0	1	.000	1	3	4	4.0	4	0	0	1	1	1	10	6.0									
LONG BEACH ST	11/17/16	21	4	6	.667	0	0	.000	2	4	.500	5	1	6	4.7	2	0	3	1	2	2	10	7.3									
vs Old Dominion	11/23/16	15	2	3	.667	0	1	.000	1	2	.500	2	3	5	4.8	5	1	0	0	2	0	5	6.8									
vs Wichita State	11/24/16	25	2	5	.400	0	0	.000	0	0	.000	3	6	9	5.6	3	0	1	1	2	0	4	6.2									
vs Baylor	11/25/16	16	3	6	.500	0	1	.000	0	0	.000	2	2	4	5.3	1	0	0	0	0	0	6	6.2									
PURDUE	11/30/16	26	5	5	1.000	0	0	.000	1	2	.500	1	8	9	5.9	3	0	1	2	1	0	11	6.9									
at Grand Canyon	12/3/16	27	5	7	.714	0	0	.000	4	41	.000	0	3	3	5.5	4	0	3	1	1	0	14	7.8									

13 Ray Spalding Statistics

Year	GP	GS	Min	Avg	FG	FGA	Pct	3FG	3FGA	Pct	FT	FTA	Pct	OReb	DReb	Reb	Avg	PF	FO	Ast	TO	Blk	Stl	Pts	Avg
2015-16	30	6	525	17.5	70	125	.560	1	3	.333	28	56	.500	50	80	130	4.3	66	0	16	27	20	28	169	5.6
2016-17	8	0	161	20.1	27	42	.643	0	3	.000	8	13	.615	15	29	44	5.5	27	2	9	7	10	4	62	7.8
TOTAL	38	6	686	18.1	97	167	.581	1	6	.167	36	69	.522	65	109	174	4.6	93	2	25	34	30	32	231	6.1

14 Anas Mahmoud

F/C 7-0 215 Jr. - 2L Cairo, Egypt (West Oaks Academy)

- Has blocked a shot in 33 games over his career.
- Did not travel with the team to Grand Canyon after suffering a concussion against Purdue.
- Produced 10 points, five rebounds and three blocked shots in the Cardinals' opener against Evansville, his second career double-figure scoring effort.
- Ranks second in the ACC and 38th in the nation in blocked shots.
- Had eight points and eight rebounds vs. Long Beach State off the bench.
- Second on the team in blocked shots with 29 as a sophomore.
- Scored a career-high 15 points at Georgia Tech last season, connecting on 6-of-9 from the field while pulling down four rebounds and dishing out two assists.
- Pulled down a career-high 10 rebounds against Clemson last season while scoring seven points.
- Came to the United States in September 2013 for his senior year at West Oaks. He began playing basketball on club teams in Egypt when he was 12 and played later with Egyptian national teams.
- Speaks four languages: English, Arabic, French and German.
- Born May 5, 1995 ... Major is engineering.



14 Anas Mahmoud		
Games With ...	Season	Career
Double-Figure scoring.....	1	2
6 or more rebounds	1	6
4 or more assists	0	0
A blocked shot	7	32
A steal	4	15
A three-pointer	0	0
20+ points	0	0

14 Anas Mahmoud Season Highs

Points..... 10 vs. Evansville (11/11)
Reb. 8 vs. Long Beach St. (11/17)
Asst..... 2 vs. Baylor (11/25)
 vs. Purdue (11/30)
Blocks 6 vs. Wichita State (11/24)
Steals 2 vs. William & Mary (11/14)
FGM 5 vs. Evansville (11/11)
FGA 7 vs. Long Beach St. (11/17)
3FGM none
3FGA none
FT 3 vs. Wichita State (11/24)
FTA 4 vs. Wichita State (11/24)

14 Anas Mahmoud Career Highs

Points..... 15 vs. Georgia Tech (1/23/16)
Reb. 10 vs. Clemson (1/10/16)
Asst..... 3 vs. Wake Forest (1/4/15)
Blocks 6 vs. Wichita State (11/24/16)
Steals 3 vs. Florida State (1/20/16)
FGM 6 vs. Georgia Tech (1/23/16)
FGA 9 vs. Georgia Tech (1/23/16)
3FGM none
3FGA none
FT 3 (3 times) *latest:* vs. Wichita St. (11/24/16)
FTA 6 vs. Georgia Tech (1/23/16)

14 Anas Mahmoud Game-by-Game

Opponent	Date	GS	Min	FG	FGA	Pct	FG	FGA	Pct	FT	FTA	Pct	Off	Def	Tot	Avg	PF	FO	A	TO	Blk	Stl	Pts	Avg
EVANSVILLE	11/11/16	17	5	5	1.000	0	0	.000	0	0	.000	1	4	5	5.0	2	0	1	1	3	1	10	10.0	
WM. & MARY	11/14/16	14	1	2	.500	0	0	.000	0	0	.000	2	1	3	4.0	4	0	1	1	1	2	2	6.0	
LONG BEACH ST	11/17/16	20	4	7	.571	0	0	.000	0	0	.000	3	5	8	5.3	2	0	1	1	2	0	8	6.7	
vs Old Dominion	11/23/16	16	1	3	.333	0	0	.000	0	0	.000	0	2	2	4.5	4	0	0	2	1	0	2	5.5	
vs Wichita State	11/24/16	31	1	1	1.000	0	0	.000	3	4	.750	2	3	5	4.6	2	0	1	3	6	0	5	5.4	
vs Baylor	11/25/16	14	1	1	1.000	0	0	.000	0	0	.000	0	0	0	3.8	3	0	2	0	1	1	2	4.8	
PURDUE	11/30/16	14	4	4	1.000	0	0	.000	1	2	.500	0	1	1	3.4	5	1	2	0	1	1	9	5.4	
at Grand Canyon	12/3/16	DNP																						

14 Anas Mahmoud Statistics

Year	GP	GS	Min	Avg	FG	FGA	Pct	3FG	3FGA	Pct	FT	FTA	Pct	OReb	DReb	Reb	Avg	PF	FO	Ast	TO	Blk	Stl	Pts	Avg
2014-15	30	2	236	7.9	13	25	.520	0	0	.000	9	12	.750	17	24	41	1.4	30	0	11	14	20	4	35	1.2
2015-16	22	2	288	13.1	29	62	.468	0	0	.000	13	33	.394	25	40	65	3.0	36	2	12	17	29	11	71	3.2
2016-17	7	0	126	18.0	17	23	.739	0	0	.000	4	6	.667	8	16	24	3.4	22	1	8	8	15	5	38	5.4
TOTAL	59	4	650	11.0	59	110	.536	0	0	.000	26	51	.510	50	80	130	2.2	88	3	31	39	64	20	144	2.4

15 Tyler Sharpe

G 6-1 185 Fr. - HS Mt. Washington, Ky. (Bullitt East HS)

- Walk-on guard has played in two of the Cardinals’ eight games.
- Averaged 19.5 points, 4.3 rebounds and 4.5 assists as a senior in 2015-16 as Bullitt East High School in Mt. Washington, Ky., posted a 27-6 record and reached the regional finals.
- Honored as the 2016 Sixth Region Player of the Year and a finalist for Kentucky’s Mr. Basketball.
- Scored 1,606 career points for the Chargers and finished third on Bullitt East’s all-time assists list.
- The left-handed guard made 86 three-point goals his senior year with a 34.8 percent accuracy. He set the Bullitt East career three-point record with 243.
- Born Jan. 14, 1998 ... Major is sport administration.



15 Tyler Sharpe

Games With ...	Season	Career
Double-Figure scoring.....	0	0
6 or more rebounds.....	0	0
4 or more assists.....	0	0
A blocked shot.....	0	0
A steal.....	0	0
A three-pointer.....	0	0
20+ points.....	0	0

15 Tyler Sharpe Season/Career Highs

Points..... none
Reb. none
Asst..... none
Blocks none
Steals..... none
FGM none
FGA 1 vs. Long Beach St. (11/17)
3FGM none
3FGA 1 vs. Long Beach St. (11/17)
FT none
FTA..... none

15 Tyler Sharpe Game-by-Game

Opponent	Date	GS	Min	FG	FGA	Pct	FG	FGA	Pct	FT	FTA	Pct	Off	Def	Tot	Avg	PF	FO	A	TO	Blk	Stl	Pts	Avg
EVANSVILLE	11/11/16	1	0	0	.000	0	0	.000	0	0	.000	0	0	0	0	0.0	0	0	0	0	0	0	0	0.0
WM. & MARY	11/14/16	DNP																						
LONG BEACH ST	11/17/16	1	0	1	.000	0	1	.000	0	0	.000	0	0	0	0	0.0	0	0	0	0	0	0	0	0.0
vs Old Dominion	11/23/16	DNP																						
vs Wichita State	11/24/16	DNP																						
vs Baylor	11/25/16	DNP																						
PURDUE	11/30/16	DNP																						
at Grand Canyon	12/3/16	DNP																						

15 Tyler Sharpe Statistics

Year	GP	GS	Min	Avg	FG	FGA	Pct	3FG	3FGA	Pct	FT	FTA	Pct	OReb	DReb	Reb	Avg	PF	FO	Ast	TO	Blk	Stl	Pts	Avg
2016-17	2	0	2	1.0	0	1	.000	0	1	.000	0	0	.000	0	0	0	0.0	0	0	0	0	0	0	0	0.0
TOTAL	2	0	2	1.0	0	1	.000	0	1	.000	0	0	.000	0	0	0	0.0	0	0	0	0	0	0	0	0.0

22 Deng Adel

F 6-7 200 So. - 1L Melbourne, Australia (Victory Rock Prep)

- Starter at small forward for the Cardinals.
- Set career highs against William & Mary with 16 points, five assists and four steals.
- Scored 11 of his game-high 15 points in the second half at Grand Canyon.
- Opened his freshman season as the starter at small forward in the first two games before an injury sidelined him for a month. He started the last five games, averaging 7.2 points and 3.2 rebounds per game.
- Top effort as a freshman was in totaling season highs with 13 points, seven rebounds, four assists and 34 minutes against Boston College.
- One of four players on the Cardinals' roster with international ties.
- Has a 7-0 wingspan.
- Was born in Sudan, Africa and moved to Australia as a child, following a similar path as teammate Mangok Mathiang.
- Born Aug. 7, 1996 ... Major is communication.



22 Deng Adel

Games With ...	Season	Career
Double-Figure scoring.....	4	8
6 or more rebounds	0	2
4 or more assists	1	2
A blocked shot	1	2
A steal	6	9
A three-pointer	6	11
20+ points	0	0

22 Deng Adel Season Highs

Points..... 16 vs. William & Mary (11/14)
Reb. 5 (4 times) *latest:* vs. Purdue (11/30)
Asst..... 5 vs. William & Mary (11/14)
Blocks 1 vs. Long Beach St. (11/17)
Steals 4 vs. William & Mary (11/14)
FGM 7 vs. Grand Canyon (12/3)
FGA 16 vs. Grand Canyon (12/3)
3FGM 3 vs. Wichita State (11/24)
3FGA 5 vs. William & Mary (11/14)
 vs. Grand Canyon (12/3)
FT..... 7 vs. William & Mary (11/14)
FTA..... 7 vs. William & Mary (11/14)

22 Deng Adel Career Highs

Points..... 16 vs. William & Mary (11/14/16)
Reb. 7 vs. Boston College (2/6/16)
Asst..... 5 vs. William & Mary (11/14/16)
Blocks 1 vs. NC State (1/7/16)
 vs. Long Beach St. (11/17/16)
Steals 4 vs. William & Mary (11/14/16)
FGM 7 vs. Grand Canyon (12/3/16)
FGA 16 vs. Grand Canyon (12/3/16)
3FGM 3 vs. Wichita State (11/24/16)
3FGA 5 vs. William & Mary (11/14/16)
 vs. Grand Canyon (12/3/16)
FT..... 7 vs. William & Mary (11/14/16)
FTA..... 8 vs. Samford (11/13/15)

22 Deng Adel Game-by-Game

Opponent	Date	GS	Min	FG	FGA	3-Point			Pct	FT	FTA	Pct	Rebounds			Avg	PF	FO	A	TO	Blk	Stl	Pts	Avg
						FG	FGA	Pct					Off	Def	Tot									
EVANSVILLE	11/11/16	*	23	1	8	.125	0	3	.000	4	5	.800	1	4	5	5.0	0	0	2	1	0	1	6	6.0
WM. & MARY	11/14/16	*	27	4	9	.444	1	5	.200	7	7	1.000	1	4	5	5.0	1	0	5	0	0	4	16	11.0
LONG BEACH ST	11/17/16	*	24	5	9	.556	1	2	.500	0	0	.000	0	3	3	4.3	1	0	3	0	1	0	11	11.0
vs Old Dominion	11/23/16	*	40	2	13	.154	1	3	.333	0	1	.000	0	2	2	3.8	2	0	3	1	0	2	5	9.5
vs Wichita State	11/24/16	*	21	3	6	.500	3	4	.750	2	2	1.000	0	2	2	3.4	5	1	1	1	0	0	11	9.8
vs Baylor	11/25/16	*	30	1	9	.111	0	2	.000	2	2	1.000	1	4	5	3.7	4	0	1	1	0	1	4	8.8
PURDUE	11/30/16	*	31	3	7	.429	2	4	.500	1	2	.500	1	4	5	3.9	1	0	2	3	0	1	9	8.9
at Grand Canyon	12/3/16	*	29	7	16	.438	1	5	.200	0	0	.000	2	1	3	3.8	3	0	0	1	0	1	15	9.6

22 Deng Adel Statistics

Year	GP	GS	Min	Avg	FG	FGA	Pct	3FG	3FGA	Pct	FT	FTA	Pct	OReb	DReb	Reb	Avg	PF	FO	Ast	TO	Blk	Stl	Pts	Avg
2015-16	22	8	267	12.1	31	68	.456	7	20	.350	20	27	.741	10	36	46	2.1	23	0	14	26	1	6	89	4.0
016-17	8	8	225	28.1	26	77	.338	9	28	.321	16	19	.842	6	24	30	3.8	17	1	17	8	1	10	77	9.6
TOTAL	30	16	492	16.4	57	145	.393	16	48	.333	36	46	.783	16	60	76	2.5	40	1	31	34	2	16	166	5.5

23 David Levitch

G 6-3 180 Sr. - 3L Goshen, Ky. (North Oldham HS)

- Last name is pronounced LEV-itch.
- Contributed six points and a steal against Long Beach State, making both of his three-point attempts.
- Scored nine points in 15 minutes in UofL’s exhibition win over Bellarmine.
- Pitino has confidence in putting the senior in the game in most any situation.
- A walk-on for this first two seasons and his senior year, he earned a scholarship for his junior year.
- Saw action in 18 games as a junior, scoring in 10.
- Scored a career-high nine points vs. Cal State Northridge during his sophomore year, connecting on a career-best three three-pointers.
- Scored nearly 2,000 career points at North Oldham High School while burying 220 three-point goals in four years.
- His father David played college basketball at Centre College.
- Born Sept. 28, 1994 ... Major is sport administration.



23 David Levitch		
Games With ...	Season	Career
Double-Figure scoring.....	0	0
6 or more rebounds	0	0
4 or more assists	0	0
A blocked shot	0	0
A steal	4	12
A three-pointer	2	14
20+ points	0	0

23 David Levitch Game-by-Game													3-Point				Rebounds																
Opponent	Date	GS	Min	FG	FGA	Pct	FG	FGA	Pct	FT	FTA	Pct	Off	Def	Tot	Avg	PF	FO	A	TO	Blk	Stl	Pts	Avg									
EVANSVILLE	11/11/16	12	0	2	.000	0	0	.000	0	0	.000	0	3	3	3.0	0	0	2	0	0	1	0	0	0.0									
WM. & MARY	11/14/16	4	0	2	.000	0	1	.000	1	3	.333	1	0	1	2.0	0	0	0	0	0	0	0	1	0.5									
LONG BEACH ST	11/17/16	9	2	3	.667	2	21	.000	0	0	.000	1	0	1	1.7	0	0	0	0	0	1	6	2.3										
vs Old Dominion	11/23/16	7	1	2	.500	1	2	.500	0	0	.000	1	3	4	2.3	0	0	0	0	0	1	3	2.5										
vs Wichita State	11/24/16	8	1	1	1.000	0	0	.000	0	0	.000	0	0	0	1.8	0	0	2	0	0	0	2	2.4										
vs Baylor	11/25/16	7	1	1	1.000	0	0	.000	0	0	.000	0	1	1	1.7	1	0	0	0	0	0	2	2.3										
PURDUE	11/30/16	5	1	1	1.000	0	0	.000	0	0	.000	0	0	0	1.4	0	0	0	0	0	0	2	2.3										
at Grand Canyon	12/3/16	14	0	1	.000	0	1	.000	0	0	.000	0	2	2	1.5	0	0	2	0	0	2	0	2.0										

23 David Levitch Statistics																											
Year	GP	GS	Min	Avg	FG	FGA	Pct	3FG	3FGA	Pct	FT	FTA	Pct	OReb	DReb	Reb	Avg	PF	FO	Ast	TO	Blk	Stl	Pts	Avg		
2013-14	18	0	47	2.6	4	15	.267	3	8	.375	5	8	.625	0	6	6	0.3	7	0	3	3	0	1	16	0.9		
2014-15	21	1	101	4.8	4	15	.267	4	10	.400	12	17	.706	4	2	6	0.3	13	0	6	5	0	4	24	1.1		
2015-16	18	0	127	7.1	13	20	.650	8	12	.667	8	11	.727	4	8	12	0.7	10	0	9	5	0	5	42	2.3		
2016-17	8	0	66	8.3	6	13	.462	3	6	.500	1	3	.333	3	9	12	1.5	1	0	6	0	0	5	16	2.0		
TOTAL	65	1	341	5.2	27	63	.429	18	36	.500	26	39	.667	11	25	36	0.6	31	0	24	13	0	15	98	1.5		

23 David Levitch Season Highs

Points..... 6 vs. Long Beach St. (11/17)
Reb. 4 vs. Old Dominion (11/23)
Asst. 2 (3 times) *latest:* vs. Grand Canyon (12/3)
Blocks none
Steals 2 vs. Grand Canyon (12/3)
FGM 2 vs. Long Beach St. (11/17)
FGA 3 vs. Long Beach St. (11/17)
3FGM 2 vs. Long Beach St. (11/17)
3FGA 2 vs. Long Beach St. (11/17)
vs. Old Dominion (11/23)
FT 1 vs. William & Mary (11/14)
FTA 3 vs. William & Mary (11/14)


23 David Levitch Career Highs

Points..... 9 vs. Cal State Northridge (12/23/14)
vs. Grand Canyon (12/5/15)
Reb. 4 vs. Old Dominion (11/23/16)
Asst. 2 (5 times) *latest:* vs. Grand Canyon (12/3/16)
Blocks none
Steals 2 (3 times) *latest:* vs. Grand Canyon (12/3/16)
FGM 3 vs. Cal State Northridge (12/23/14)
vs. Grand Canyon (12/5/15)
FGA 4 vs. Cal State Northridge (12/23/14)
3FGM 3 vs. Cal State Northridge (12/23/14)
3FGA 4 vs. Cal State Northridge (12/23/14)
FT 4 vs. Utah Valley (12/23/15)
FTA 4 (4 times) *latest:* Utah Valley (12/23/15)

30 Ryan McMahon

G 6-0 170 Fr. - RS Sarasota, Fla. (Cardinal Mooney HS)

- Redshirted during the 2015-16 season, he is the best long-range shooter for the Cardinals.
- Quality 15 minutes against Long Beach State with six points, five assists and three rebounds, connecting on both of his three-point attempts.
- Averaged 26.4 points, 3.3 assists, 3.0 rebounds and 2.5 steals as a senior in 2014-15 in leading Cardinal Mooney to a 26-4 record and the state final four for the first time in school history. He made 51 percent of his three-pointers (127 of 249) and 83 percent at the free throw line.
- Honored as the 2015 Florida Class 3A Player of the Year, he was third in the 2015 voting for Florida Mr. Basketball
- His father Dave played basketball at Valparaiso, his mother Kim played volleyball and his sister played volleyball at Jacksonville.
- Born Sept. 22, 1996 ...Major is finance.



30 Ryan McMahon		
Games With ...	Season	Career
Double-Figure scoring.....	0	0
6 or more rebounds	0	0
4 or more assists	1	1
A blocked shot	1	1
A steal	2	1
A three-pointer	2	1
20+ points	0	0

30 Ryan McMahon Season/Career Highs

- Points..... 6 vs. Long Beach St. (11/17)
vs. Purdue (11/30)
Reb. 3 vs. Long Beach St. (11/17)
Asst..... 5 vs. Long Beach St. (11/17)
Blocks 1 vs. Long Beach St. (11/17)
Steals..... 1 vs. Long Beach St. (11/17)
vs. Purdue (11/30)
FGM 2 vs. Long Beach St. (11/17)
vs. Purdue (11/30)
FGA 2 (3 times) *latest:* vs. Purdue (11/30)
3FGM 2 vs. Long Beach St. (11/17)
vs. Purdue (11/30)
3FGA 2 vs. Long Beach St. (11/17)
vs. Purdue (11/30)
FT..... 2 vs. Baylor (11/25)
FTA..... 2 vs. Baylor (11/25)

30 Ryan McMahon Game-by-Game

Opponent	Date	GS	Min	FG	FGA	Pct	FG	FGA	Pct	FT	FTA	Pct	Off	Def	Tot	Avg	PF	FO	A	TO	Blk	Stl	Pts	Avg
EVANSVILLE	11/11/16	6	0	2	.000	0	1	.000	0	0	.000	0	0	0	0	0.0	3	0	0	0	0	0	0	0.0
WM. & MARY	11/14/16	5	0	1	.000	0	1	.000	0	0	.000	0	0	0	0	0.0	0	0	3	0	0	0	0	0.0
LONG BEACH ST	11/17/16	15	2	2	1.000	2	2	1.000	0	0	.000	0	3	3	1.0	3	0	5	1	1	1	6	2.0	
vs Old Dominion	11/23/16	2	0	0	.000	0	0	.000	0	0	.000	0	0	0	0	0.8	0	0	0	0	0	0	1.5	
vs Wichita State	11/24/16	2	0	1	.000	0	1	.000	0	0	.000	0	1	1	0	0.8	0	0	1	0	0	0	1.2	
vs Baylor	11/25/16	1	0	1	.000	0	1	.000	2	2	1.000	0	0	0	0	0.7	0	0	0	0	0	2	1.3	
PURDUE	11/30/16	9	2	2	1.000	2	2	1.000	0	0	.000	0	1	1	0	0.7	1	0	1	0	0	1	6	2.0
at Grand Canyon	12/3/16	4	0	1	.000	0	1	.000	0	0	.000	0	0	0	0	0.6	1	0	0	0	0	0	1.8	

30 Ryan McMahon Statistics

Year	GP	GS	Min	Avg	FG	FGA	Pct	3FG	3FGA	Pct	FT	FTA	Pct	OReb	DReb	Reb	Avg	PF	FO	Ast	TO	Blk	Stl	Pts	Avg
2016-17	8	0	44	5.5	4	10	.400	4	9	.444	2	2	1.000	0	5	5	0.6	8	0	9	2	1	2	14	1.8
TOTAL	8	0	44	5.5	4	10	.400	4	9	.444	2	2	1.000	0	5	5	0.6	8	0	9	2	1	2	14	1.8

45 Donovan Mitchell

G 6-3 195 So. - 1L Greenwich, Conn. (Brewster Academy)

■ Starter at shooting guard.

■ Blocked four shots vs. William & Mary, one more than his entire freshman year. He added nine points, five rebounds and three assists in the game.

■ His 20 steals this season leads the ACC and ranks 21st in the nation. His 20 steals in eight games is five less than his entire freshman year.

■ Trimmed 15 pounds and significantly improved his shot in the offseason.

■ Played at least 10 minutes in every game as a freshman and was a starter on five occasions. He scored in double figures in 13 games.

■ Started his first collegiate game against Wake Forest, scoring a career-high 18 points and pulling down a career-best eight rebounds while contributing two steals.

■ One of just 10 players in Louisville history to score as many as 14 points in a freshman career debut.

■ Averaged 14.3 points, 5.7 rebounds, 2.4 assists and 1.8 steals in 2014-15, helping Brewster Academy to a 34-1 record and its second straight National Prep Championship in 2015. He was an All-New England AAA first team selection by NEPSAC.

■ Born Sept. 7, 1996 ... Major is communication.



45 Donovan Mitchell		
Games With ...	Season	Career
Double-Figure scoring.....	4	17
6 or more rebounds	4	11
4 or more assists	2	4
A blocked shot	3	6
A steal	8	23
A three-pointer	7	21
20+ points	0	0

45 Donovan Mitchell Season Highs

Points..... 17 vs. Baylor (11/25)

Reb. 8 vs. Wichita State (11/24), Baylor (11/25)

Asst. 5 vs. Wichita State (11/24)

Blocks 4 vs. William & Mary (11/14)

Steals 7 vs. Old Dominion (11/23)

FGM 6 vs. Evansville (11/11)
vs. Baylor (11/25)

FGA 16 vs. Old Dominion (11/23)

3FGM 3 vs. Old Dominion (11/23)

3FGA 8 vs. Wichita State (11/24)

FT 4 vs. Old Dominion (11/23)

FTA 5 vs. Old Dominion (11/23)

45 Donovan Mitchell Career Highs

Points..... 18 vs. Wake Forest (1/3/16)

Reb. 8 (3 times) *latest:* vs. Baylor (11/25/16)

Asst. 7 vs. Eastern Michigan (12/12/15)

Blocks 4 vs. William & Mary (11/14/16)

Steals 7 vs. Old Dominion (11/23/16)

FGM 7 vs. Wake Forest (1/3/16)
vs. Duke (2/8/16)

FGA 16 vs. Old Dominion (11/23/16)

3FGM 3 vs. Utah Valley (12/23/15)
vs. Old Dominion (11/23/16)

3FGA 6 vs. Evansville (11/11/16)
vs. Old Dominion (11/23/16)

FT 5 vs. Samford (11/13/15)

FTA 6 (3 times) *latest:* Florida State (1/20/16)

45 Donovan Mitchell Game-by-Game										3-Point			Rebounds													
Opponent	Date	GS	Min	FG	FGA	Pct	FG	FGA	Pct	FT	FTA	Pct	Off	Def	Tot	Avg	PF	FO	A	TO	Blk	Stl	Pts	Avg		
EVANSVILLE	11/11/16	*	26	6	11	.545	2	6	.333	1	2	.500	2	3	5	5.0	0	0	3	3	0	4	15	15.0		
WM. & MARY	11/14/16	*	29	4	10	.400	1	5	.200	0	0	.000	1	4	5	5.0	3	0	3	2	4	1	9	12.0		
LONG BEACH ST	11/17/16	*	27	3	10	.300	2	5	.400	0	0	.000	2	4	6	5.3	0	0	1	2	1	2	8	10.7		
vs Old Dominion	11/23/16	*	40	4	16	.250	3	6	.500	4	5	.800	3	4	7	5.8	3	0	2	2	0	7	15	11.8		
vs Wichita State	11/24/16	*	35	5	13	.385	2	8	.250	2	3	.667	1	7	8	6.2	1	0	5	1	0	3	14	12.2		
vs Baylor	11/25/16	*	36	6	11	.545	2	5	.400	3	4	.750	2	6	8	6.5	3	0	4	4	0	1	17	13.0		
PURDUE	11/30/16	*	22	3	9	.333	0	3	.000	2	2	1.000	1	4	5	6.3	4	0	1	2	1	1	8	12.3		
at Grand Canyon	12/3/16	*	26	4	9	.444	1	3	.333	0	0	.000	1	3	4	6.0	0	0	1	1	1	1	9	11.9		

45 Donovan Mitchell Statistics

Year	GP	GS	Min	Avg	FG	FGA	Pct	3FG	3FGA	Pct	FT	FTA	Pct	OReb	DReb	Reb	Avg	PF	FO	Ast	TO	Blk	Stl	Pts	Avg
2015-16	31	5	591	19.1	84	190	.442	18	72	.250	43	57	.754	34	70	104	3.4	78	2	52	30	3	25	229	7.4
2016-17	8	8	241	30.1	35	89	.393	13	41	.317	12	16	.750	13	35	48	6.0	14	0	20	17	7	20	95	11.9
TOTAL	39	13	832	21.3	119	279	.427	31	113	.274	55	73	.753	47	105	152	3.9	92	2	72	47	10	45	324	8.3



2016-17 Louisville Men's Basketball
LOUISVILLE Combined Team Statistics (as of Dec 03, 2016)
All games



RECORD:	OVERALL	HOME	AWAY	NEUTRAL
ALL GAMES	7-1	4-0	1-0	2-1
CONFERENCE	0-0	0-0	0-0	0-0
NON-CONFERENCE	7-1	4-0	1-0	2-1

#	Player	gp-gs	min	avg	Total		3-Point		F-Throw		Rebounds				pf	dq	a	to	blk	stl	pts	avg
					fg-fga	fg%	3fg-fga	3fg%	ft-fga	ft%	off	def	tot	avg								
45	MITCHELL, Donovan	8-8	241	30.1	35-89	.393	13-41	.317	12-16	.750	13	35	48	6.0	14	0	20	17	7	20	95	11.9
04	SNIDER, Quentin	8-8	235	29.4	25-87	.287	12-43	.279	22-31	.710	5	14	19	2.4	15	0	28	11	0	1	84	10.5
22	ADEL, Deng	8-8	225	28.1	26-77	.338	9-28	.321	16-19	.842	6	24	30	3.8	17	1	17	8	1	10	77	9.6
10	JOHNSON, Jaylen	8-8	167	20.9	33-54	.611	1-3	.333	7-17	.412	29	35	64	8.0	17	0	4	11	4	2	74	9.3
13	SPALDING, Ray	8-0	161	20.1	27-42	.643	0-3	.000	8-13	.615	15	29	44	5.5	27	2	9	7	10	4	62	7.8
00	KING, VJ	8-0	118	14.8	18-43	.419	6-12	.500	20-24	.833	7	16	23	2.9	5	0	4	7	1	1	62	7.8
12	MATHIANG, Mangok	8-8	155	19.4	17-44	.386	0-0	.000	16-28	.571	21	31	52	6.5	25	1	5	12	10	5	50	6.3
14	MAHMOUD, Anas	7-0	126	18.0	17-23	.739	0-0	.000	4-6	.667	8	16	24	3.4	22	1	8	8	15	5	38	5.4
01	HICKS, Tony	4-0	45	11.3	3-17	.176	0-5	.000	2-4	.500	1	4	5	1.3	1	0	6	3	0	2	8	2.0
23	LEVITCH, David	8-0	66	8.3	6-13	.462	3-6	.500	1-3	.333	3	9	12	1.5	1	0	6	0	0	5	16	2.0
05	STOCKMAN, Matz	8-0	30	3.8	5-7	.714	0-0	.000	5-9	.556	4	6	10	1.3	4	0	1	2	1	0	15	1.9
30	McMAHON, Ryan	8-0	44	5.5	4-10	.400	4-9	.444	2-2	1.000	0	5	5	0.6	8	0	9	2	1	2	14	1.8
11	HENDERSON, Jay	4-0	10	2.5	1-3	.333	1-2	.500	2-2	1.000	0	0	0	0.0	4	0	1	0	0	1	5	1.3
15	SHARPE, Tyler	2-0	2	1.0	0-1	.000	0-1	.000	0-0	.000	0	0	0	0.0	0	0	0	0	0	0	0	0.0
Team											10	8	18					1				
Total.....		8	1625		217-510	.425	49-153	.320	117-174	.672	122	232	354	44.2	160	5	118	89	50	58	600	75.0
Opponents.....		8	1625		161-445	.362	43-148	.291	110-177	.621	85	197	282	35.2	155	-	84	124	25	39	475	59.4

TEAM STATISTICS	LOU	OPP	Date	Opponent	Score	Att.
SCORING	600	475	11/11/16	EVANSVILLE	w 78-47	21129
Points per game	75.0	59.4	11/14/16	WILLIAM & MARY	w 91-58	19314
Scoring margin	+15.6	-	11/17/16	LONG BEACH ST	w 88-56	14337
FIELD GOALS-ATT	217-510	161-445	11/23/16	vs Old Dominion	Wot 68-62	1601
Field goal pct	.425	.362	11/24/16	vs Wichita State	w 62-52	1604
3 POINT FG-ATT	49-153	43-148	11/25/16	vs Baylor	L 63-66	1655
3-point FG pct	.320	.291	11/30/16	PURDUE	w 71-64	21841
3-pt FG made per game	6.1	5.4	12/3/16	at Grand Canyon	w 79-70	7493
FREE THROWS-ATT	117-174	110-177	* - Conference game			
Free throw pct	.672	.621				
F-Throws made per game	14.6	13.8				
REBOUNDS	354	282				
Rebounds per game	44.2	35.2				
Rebounding margin	+9.0	-				
ASSISTS	118	84				
Assists per game	14.8	10.5				
TURNOVERS	89	124				
Turnovers per game	11.1	15.5				
Turnover margin	+4.4	-				
Assist/turnover ratio	1.3	0.7				
STEALS	58	39				
Steals per game	7.3	4.9				
BLOCKS	50	25				
Blocks per game	6.3	3.1				
ATTENDANCE	76621	12353				
Home games-Avg/Game	4-19155	1-7493				
Neutral site-Avg/Game	-	3-1620				

Score by Periods	1st	2nd	OT	Totals
LOUISVILLE	294	287	19	600
Opponents	206	256	13	475

2016-17 Louisville Men's Basketball Game-by-Game Team Statistics

Teams	FG-FGA	Pct	3Pt-Att	Pct	FT-FTA	Pct	O	D	Reb	PF-D	Asst	TO	Blk	Stl	1H	2H	OT	TOT
Evansville	16-57	.281	4-15	.267	11-20	.550	11	18	29	18-0	6	13	2	7	27	20		47
LOUISVILLE	30-63	.476	3-15	.200	15-27	.556	19	33	52	17-1	15	12	10	10	43	35		78
William & Mary	19-61	.311	6-29	.207	14-27	.519	14	28	42	21-0	11	16	3	2	31	27		58
LOUISVILLE	33-72	.457	10-28	.357	15-25	.600	17	32	49	23-0	21	9	11	10	44	47		91
Long Beach State	18-61	.295	6-18	.333	14-17	.824	14	23	37	20-0	6	19	3	8	27	29		56
LOUISVILLE	34-76	.447	7-20	.350	13-18	.722	21	30	51	14-0	20	10	9	9	42	46		88
Old Dominion	22-58	.379	3-16	.188	15-32	.469	13	38	51	28-1	12	22	6	5	24	25	13	62
LOUISVILLE	19-64	.297	8-20	.400	22-35	.629	16	33	49	27-2	12	14	3	10	24	25	19	68
Wichita State	18-57	.316	6-22	.273	10-18	.556	11	22	33	17-0	12	12	0	4	17	35		52
LOUISVILLE	19-52	.365	7-24	.292	17-23	.739	12	34	46	22-1	13	15	8	4	33	29		62
Baylor	26-49	.531	2-13	.154	12-17	.706	7	24	31	12-0	17	12	7	5	24	42		66
LOUISVILLE	25-64	.391	5-18	.278	8-10	.800	15	20	35	19-0	11	7	2	4	39	24		63
Purdue	19-53	.358	10-23	.435	16-22	.727	9	25	34	19-0	13	17	1	6	19	45		64
LOUISVILLE	28-58	.483	4-13	.308	11-17	.647	8	28	36	19-1	11	12	3	6	33	38		71
Grand Canyon	23-49	.469	6-12	.500	18-24	.750	6	19	25	20-0	7	13	3	2	37	33		70
LOUISVILLE	29-61	.475	5-15	.333	16-19	.842	14	22	36	19-0	15	10	4	5	36	43		79



2016-17 Louisville Men's Basketball LOUISVILLE Points-Rebounds-Assists (as of Dec 03, 2016) All games



Opponent	Date	Score	00 KING,VJ	01 HICKS,TONY	04 SNIDER,QUE	05 STOCKMAN,M	10 JOHNSON,JA	11 HENDERSON,	12 MATHIANG,M
EVANSVILLE	11/11/16	78-47 w	6-2-0	4-2-2	3-2-3	4-2-0	19-14-1	0-0-0	9-7-0
WILLIAM & MARY	11/14/16	91-58 w	17-5-0	4-2-3	13-3-4	0-1-0	13-9-0	3-0-0	3-10-2
LONG BEACH ST	11/17/16	88-56 w	8-3-0	DNP	4-2-5	0-1-1	14-11-0	2-0-1	11-7-0
vs Old Dominion	11/23/16	68-62 w	2-2-1	0-0-0	18-1-4	0-1-0	6-12-2	DNP	12-5-0
vs Wichita State	11/24/16	62-52 w	10-4-0	DNP	14-4-3	0-1-0	1-6-0	DNP	1-2-0
vs Baylor	11/25/16	63-66 L	5-2-0	DNP	14-2-3	1-1-0	10-6-0	0-0-0	0-5-1
PURDUE	11/30/16	71-64 w	0-2-0	0-1-1	9-2-2	0-0-0	6-2-0	DNP	11-8-1
at Grand Canyon	12/3/16	79-70 w	14-3-3	DNP	9-3-4	10-3-0	5-4-1	DNP	3-8-1

Opponent	Date	Score	13 SPALDING,R	14 MAHMOUD,AN	15 SHARPE,TYL	22 ADEL,DENG	23 LEVITCH,DA	30 MCMAHON,RY	45 MITCHELL,D
EVANSVILLE	11/11/16	78-47 w	2-4-1	10-5-1	0-0-0	6-5-2	0-3-2	0-0-0	15-5-3
WILLIAM & MARY	11/14/16	91-58 w	10-4-0	2-3-1	DNP	16-5-5	1-1-0	0-0-3	9-5-3
LONG BEACH ST	11/17/16	88-56 w	10-6-3	8-8-1	0-0-0	11-3-3	6-1-0	6-3-5	8-6-1
vs Old Dominion	11/23/16	68-62 w	5-5-0	2-2-0	DNP	5-2-3	3-4-0	0-0-0	15-7-2
vs Wichita State	11/24/16	62-52 w	4-9-1	5-5-1	DNP	11-2-1	2-0-2	0-1-0	14-8-5
vs Baylor	11/25/16	63-66 L	6-4-0	2-0-2	DNP	4-5-1	2-1-0	2-0-0	17-8-4
PURDUE	11/30/16	71-64 w	11-9-1	9-1-2	DNP	9-5-2	2-0-0	6-1-1	8-5-1
at Grand Canyon	12/3/16	79-70 w	14-3-3	DNP	DNP	15-3-0	0-2-2	0-0-0	9-4-1



2016-17 Louisville Men's Basketball LOUISVILLE Team Game-by-Game Comparison (as of Dec 03, 2016) All games



Opponent	1st	2nd	Score	Mar	Total FG	FG Pct	3-Pointers	3FG Pct	Free Throws	FT Pct	Rebounds	Assist	T/Over	Block	Steal	Fouls
EVANSVILLE	43/27	35/20	78-47	+31	30-63/16-57	.476/.281	3-15/4-15	.200/.267	15-27/11-20	.556/.550	52/29 +23	15/6	12/13	10/2	10/7	17/18
WILLIAM & MARY	44/31	47/27	91-58	+33	33-72/19-61	.458/.311	10-28/6-29	.357/.207	15-25/14-27	.600/.519	49/42 +7	21/11	9/16	11/3	10/2	23/21
LONG BEACH ST	42/27	46/29	88-56	+32	34-76/18-61	.447/.295	7-20/6-18	.350/.333	13-18/14-17	.722/.824	51/37 +14	20/6	10/19	9/3	9/8	14/20
Old Dominion	24/24	25/25	68-62	+6	19-64/22-58	.297/.379	8-20/3-16	.400/.188	22-35/15-32	.629/.469	49/51 (2)	12/12	14/22	3/6	10/5	27/28
Wichita State	33/17	29/35	62-52	+10	19-52/18-57	.365/.316	7-24/6-22	.292/.273	17-23/10-18	.739/.556	46/33 +13	13/12	15/12	8/0	4/4	22/17
Baylor	39/24	24/42	63-66	(3)	25-64/26-49	.391/.531	5-18/2-13	.278/.154	8-10/12-17	.800/.706	35/31 +4	11/17	7/12	2/7	4/5	19/12
PURDUE	33/19	38/45	71-64	+7	28-58/19-53	.483/.358	4-13/10-23	.308/.435	11-17/16-22	.647/.727	36/34 +2	11/13	12/17	3/1	6/6	19/19
Grand Canyon	36/37	43/33	79-70	+9	29-61/23-49	.475/.469	5-15/6-12	.333/.500	16-19/18-24	.842/.750	36/25 +11	15/7	10/13	4/3	5/2	19/20

Note: Game totals are displayed in the format TEAM/OPPONENT for each category

2016-17 Louisville Men's Basketball Miscellaneous Statistics

Louisville's Record When the Cardinals ...

Lead at halftime	5-1
Trail at halftime	1-0
Are tied at halftime	1-0
Shoot better from the field than opponent	6-0
Shoot worse from the field than opponent	1-1
Shoot 50 percent or better from the field	0-0
Shoot below 50 percent from the field	7-1
Opp. shoots 50 pct. or better from the field	0-1
Opp. shoots below 50 pct. from the field	7-0
Make 7 or fewer three-point goals	5-1
Make more than 7 three-point goals	2-0
Attempt 20 or fewer three-point goals	5-1
Attempt more than 20 three-point goals	2-0
Shoot more free throws than their opp.	4-0
Opponent shoots more free throws	3-1
Outrebound their opponent	6-1
Are outrebounded by their opponent	1-0
Bench outcores the opponent bench	5-0
Opponent bench outcores their bench	2-1
Commit fewer turnovers than their opp.	6-1
Commit more turnovers than their opp.	1-0
Commit same number of turnover as opp.	0-0
Commit 15 or fewer turnovers	7-1
Commit more than 15 turnovers	0-0
Lead with 5:00 Remaining	6-1
Trail with 5:00 Remaining	0-0
Tied with 5:00 Remaining	1-0
1-3 point margins	0-0
4-5 point margins	0-1
6-10 point margins	4-0
11-19 point margins	0-0
20 or more point margins	3-0
Overtime games	1-0
Vs. Top 25 teams	1-1
Home games	4-0
Away games	1-0
Neutral games	2-1
Score 59 or fewer points	0-0
Score 60-69 points	2-1
Score 70-79 points	3-0
Score 80-89 points	1-0
Score 90 or more points	1-0
Allow 59 or fewer points	4-0
Allow 60-69 points	2-1
Allow 70-79 points	1-0
Allow 80 or more points	0-0

Double-Doubles

Johnson2

Points Off Turnovers

Louisville132 Opponents79

Bench Scoring

Louisville..... 220 (27.5) Opp..... 163 (20.4)

Rebounding Advantage

Louisville.....7 Opponents1

Attendance

Home76,726 (19,182 avg.)
 Away7,493 (7,493 avg.)
 Neutral4,860 (1,620 avg.)
 Total89,079 (11,135 avg.)

Double-Figure

Scoring Games

Adel.....4
 Johnson.....4
 Mitchell.....4
 Snider.....4
 Spalding.....4
 King.....3
 Mathiang.....3
 Mahmoud.....1
 Stockman.....1

Games Leading

UofL in Scoring

Johnson.....2
 Mitchell.....2
 Snider.....2
 Adel.....1
 King.....1
 Mathiang.....1
 Spalding.....1

Games Leading

UofL in Rebounding

Johnson.....3
 Mathiang.....2
 Spalding.....2
 Mitchell.....1

Games Leading

UofL in Assists

Snider.....5
 Mitchell.....3
 Adel.....2
 Mahmoud.....1
 McMahon.....1

Scored Louisville's First Points

Who
 Snider.....3
 Johnson.....2
 Adel.....1
 Mathiang.....1
 Mitchell.....1

How
 Jumper.....2
 Layup.....2
 Three-pointer.....2
 Free Throw.....1
 Tip-in.....1

Dunks 27

Johnson.....9
 Spalding.....9
 Mahmoud.....4
 Mathiang.....2
 Mitchell.....2
 Adel.....1

Jump Balls Controlled

Louisville.....5 (Mathiang 5)
 Opponents3

Starting Lineups

W-L	Forward	Forward	Center	Guard	Guard
7-1	Adel	Johnson	Mathiang	Snider	Mitchell

Scoring Summary

	1st Half	2nd Half	OT	Total
Louisville	294	287	19	600
Opponents	206	256	13	475

Leads and Deficits

UL's Biggest Halftime Lead 16 (43-27) vs. Evansville (11/11)
 (33-17) vs. Wichita State (11/24)
 UL's Biggest Halftime Lead Blown 15 (39-24) vs. Baylor (11/25)
 UL's Biggest Halftime Deficit
 Overcome..... 1 (36-37) vs. Grand Canyon (12/3)
 UL's Biggest 2nd Half Lead 36 (91-55) vs. Wm. & Mary (11/14)
 UL's Biggest 2nd Half Lead Blown 20 (44-24) vs. Baylor (11/25)
 UL's Biggest 2nd Half Deficit 7 (31-38) vs. Old Dominion (11/23)
 UL's Biggest 2nd Half Deficit
 Overcome..... 7 (31-38) vs. Old Dominion (11/23)
 UL's Biggest Overall Lead 36 (91-55) vs. Wm. & Mary (11/14)
 UL's Biggest Lead Blown 22 (32-10) vs. Baylor (11/25)
 UL's Biggest Overall Deficit..... 7 (31-38) vs. Old Dominion (11/23)
 UL's Biggest Deficit Overcome..... 7 (31-38) vs. Old Dominion (11/23)

Home, Road and Half Statistics

Halftime Leads UL 6, Opp 1, Tied 1
 FG% in KFC Yum! Center465 (125-269)
 FG% Away from Home382 (92-241)
 3 Pt FG% in KFC Yum! Center.....316 (24-76)
 3 Pt FG% Away from Home325 (25-77)
 FT% in KFC Yum! Center621 (54-87)
 FT% Away from Home724 (63-87)
 Scoring Average
 in KFC Yum! Center.....82.0 (328 pts.)
 Scoring Avg. on the Road68.0 (272 pts.)
 Opp. Scoring Average
 in KFC Yum! Center.....56.3 (225 pts.)
 Opp. Scoring Average
 on the Road62.5 (250 pts.)
 Most 1st Half Points44 vs. William & Mary (11/14)
 Most 2nd Half Points47 vs. William & Mary (11/14)
 Fewest 1st Half Points.....24 vs. Old Dominion (11/23)
 Fewest 2nd Half Points24 vs. Baylor (11/25)
 Largest Halftime Lead16 vs. Evansville (11/11)
 vs. Wichita State (11/24)
 Largest Halftime Deficit.....1 vs. Grand Canyon (12/3)

2016-17 Louisville Men's Basketball Team Superlatives

Louisville High	Louisville Low	Statistical Category	Opponent High	Opponent Low
91 vs. William & Mary (11/14)	62 vs. Wichita State (11/24)	Points	70 by Grand Canyon (12/3)	47 by Evansville (11/11)
44 vs. William & Mary (11/14)	24 vs. Old Dominion (11/23)	First Half Points	37 by Grand Canyon (12/3)	17 by Wichita St. (11/24)
47 vs. William & Mary (11/14)	24 vs. Baylor (11/25)	Second Half Points	45 by Purdue (11/30)	20 by Evansville (11/11)
34 vs. Long Beach St. (11/17)	19 vs. Old Dominion (11/23)	Field Goals	26 by Baylor (11/25)	16 by Evansville (11/11)
	vs. Wichita State (11/24)			
76 vs. Long Beach St. (11/17)	52 vs. Wichita State (11/24)	Field Goal Attempts	61 by William & Mary (11/14)	49 by Baylor (11/25)
			by Long Beach St. (11/17)	by Grand Canyon (12/3)
.483 vs. Purdue (11/30)	.297 vs. Old Dominion (11/23)	FG Percentage	.521 by Baylor (11/25)	.281 by Evansville (11/11)
10 vs. William & Mary (11/14)	3 vs. Evansville (11/11)	3-Point Field Goals	10 by Purdue (11/30)	2 by Baylor (11/25)
28 vs. William & Mary (11/14)	13 vs. Purdue (11/30)	3-Point Field Goal Att.	29 by William & Mary (11/14)	12 by Grand Canyon (12/3)
.400 vs. Old Dominion (11/23)	.200 vs. Evansville (11/11)	3-Point FG Percentage	.500 by Grand Canyon (12/3)	.154 by Baylor (11/25)
22 vs. Old Dominion (11/23)	8 vs. Baylor (11/25)	Free Throws	18 by Grand Canyon (12/3)	10 by Wichita St. (11/24)
35 vs. Old Dominion (11/23)	10 vs. Baylor (11/25)	Free Throw Attempts	32 by Old Dominion (11/23)	17 by Long Beach St., Baylor
.842 vs. Grand Canyon (12/3)	.556 vs. Evansville (11/11)	Free Throw Percentage	.824 by Long Beach St. (11/17)	.469 by Old Dominion (11/23)
21 vs. Long Beach St. (11/17)	8 vs. Purdue (11/30)	Offensive Rebounds	14 by William & Mary (11/14)	6 by Grand Canyon (12/3)
			by Long Beach St. (11/17)	
34 vs. Wichita State (11/24)	20 vs. Baylor (11/25)	Defensive Rebounds	38 by Old Dominion (11/23)	17 by Long Beach St. (11/17)
52 vs. Evansville (11/11)	35 vs. Baylor (11/25)	Total Rebounds	51 by Old Dominion (11/23)	25 by Grand Canyon (12/3)
27 vs. Old Dominion (11/23)	14 vs. Long Beach St. (11/17)	Fouls	28 by Old Dominion (11/23)	12 by Baylor (11/25)
21 vs. William & Mary (11/14)	11 vs. Baylor (11/25)	Assists	17 by Baylor (11/25)	6 by Evansville (11/11)
	vs. Purdue (11/30)			by Long Beach St. (11/17)
15 vs. Wichita State (11/24)	7 vs. Baylor (11/25)	Turnovers	22 by Old Dominion (11/23)	12 by Wichita State, Baylor
11 vs. William & Mary (11/14)	2 vs. Baylor (11/25)	Blocked Shots	7 by Baylor (11/25)	0 by Wichita State (11/24)
10 three times	4 vs. Wichita State (11/24)	Steals	8 by Long Beach St. (11/17)	2 by William & Mary (11/14)
latest: vs. Old Dominion (11/23)	vs. Baylor (11/25)			by Grand Canyon (12/3)

2016-17 Louisville Men's Basketball Individual Superlatives

	Louisville	Opponent
Points	19 by Jaylen Johnson vs. Evansville (11/11)	42 by DeWayne Russell, Grand Canyon (12/3)
Field Goals Made	9 by Jaylen Johnson vs. Evansville (11/11)	14 by DeWayne Russell, Grand Canyon (12/3)
Field Goals Attempted	17 by Quentin Snider vs. Baylor (11/25)	27 by DeWayne Russell, Grand Canyon (12/3)
Highest FG Pct. (min. 5 made)	100 (5-5) by Anas Mahmoud vs. Evansville (11/11)	.750 (9-12) by Brandan Stith, Old Dominion (11/23)
	(5-5) by Ray Spalding vs. Purdue (11/30)	
3-Point Field Goals Made	4 by Quentin Snider vs. William & Mary (11/14)	3 six times
		latest: by DeWayne Russell, Grand Canyon (12/3)
3-Point Field Goals Attempted	9 by Quentin Snider vs. William & Mary (11/14)	7 by Omar Prewitt, William & Mary (11/14)
		by Conner Frankamp, Wichita State (11/24)
3-Point FG Pct. (min. 3 made)	1.000 (3-3) by V.J. King vs. William & Mary (11/14)	100 (3-3) by Ryan Cline, Purdue (11/30)
Free Throws Made	7 by Deng Adel vs. William & Mary (11/14)	11 by DeWayne Russell, Grand Canyon (12/3)
	by Quentin Snider vs. Old Dominion (11/23)	
Free Throws Attempted	11 By Quentin Snider vs. Old Dominion (11/23)	16 by DeWayne Russell, Grand Canyon (12/3)
Free Throw Pct. (min. 8 made)	none	.688 (11-16) by DeWayne Russell, Grand Canyon (12/3)
Offensive Rebounds	7 by Jaylen Johnson vs. Evansville (11/11)	6 by Denzell Taylor, Old Dominion (11/23)
Defensive Rebounds	8 three times latest: by Ray Spalding vs. Purdue (11/30)	9 by Brandan Stith, Old Dominion (11/23)
Total Rebounds	14 by Jaylen Johnson vs. Evansville (11/11)	12 three times
		latest: by B. Stith & D. Taylor, Old Dominion (11/23)
Turnovers	5 by Mangok Mathiang vs. Old Dominion (11/23)	6 by Caleb Swanigan, Purdue (11/30)
Assists	5 four times latest: Donovan Mitchell vs. Wichita St. (11/24)	5 by J. Lindsey & I. Wainright, Baylor (11/25)
Blocked Shots	6 vs. Anas Mahmoud vs. Wichita State (11/24)	6 by Jo Lual-Acuil, Baylor (11/25)
Steals	7 by Donovan Mitchell vs. Old Dominion (11/23)	3 by Ryan Taylor, Evansville (11/11)
Minutes Played (regulation game)	36 by Donovan Mitchell vs. Baylor (11/25)	40 by DeWayne Russell, Grand Canyon (12/3)
Minutes Played (overtime game)	40 by D. Mitchell & D. Adel vs. Old Dominion (11/23)	41 by Denzell Taylor, Old Dominion (11/23)



2016-17 Louisville Men's Basketball
LOUISVILLE Game-by-Game Highs (as of Dec 03, 2016)
All games



Opponent	Date	Score	Points	Rebounds	Assists	Steals	Blocked shots
EVANSVILLE	11/11/16	78-47	19-JOHNSON, Jaylen	14-JOHNSON, Jaylen	3-MITCHELL, Donov SNIDER, Quentin	4-MITCHELL, Donov	3-JOHNSON, Jayle MAHMOUD, Anas
WILLIAM & MARY	11/14/16	91-58	17-KING, V.J.	10-MATHIANG, Mang	5-ADEL, Deng	4-ADEL, Deng	5-MATHIANG, Mar
LONG BEACH ST	11/17/16	88-56	14-JOHNSON, Jaylen	11-JOHNSON, Jaylen	5-SNIDER, Quentin McMAHON, Ryan	2-MATHIANG, Mango SPALDING, Ray MITCHELL, Donova	2-SPALDING, Ray MAHMOUD, Anas
vs Old Dominion	11/23/16	68-62	18-SNIDER, Quentin	12-JOHNSON, Jaylen	4-SNIDER, Quentin	7-MITCHELL, Donov	2-SPALDING, Ray
vs Wichita State	11/24/16	62-52	14-MITCHELL, Donov SNIDER, Quentin	9-SPALDING, Ray	5-MITCHELL, Donov	3-MITCHELL, Donov	6-MAHMOUD, Ana
vs Baylor	11/25/16	63-66	17-MITCHELL, Donov	8-MITCHELL, Donov	4-MITCHELL, Donov	1-MAHMOUD, Anas MITCHELL, Donova ADEL, Deng MATHIANG, Mango	1-MAHMOUD, Ana MATHIANG, Man
PURDUE	11/30/16	71-64	11-MATHIANG, Mang SPALDING, Ray	9-SPALDING, Ray	2-SNIDER, Quentin MAHMOUD, Anas ADEL, Deng	1-MATHIANG, Mango ADEL, Deng MITCHELL, Donova MAHMOUD, Anas JOHNSON, Jaylen McMAHON, Ryan	1-SPALDING, Ray MAHMOUD, Anas MITCHELL, Dono
at Grand Canyon	12/3/16	79-70	15-ADEL, Deng	8-MATHIANG, Mango	4-SNIDER, Quentin	2-LEVITCH, David	2-MATHIANG, Mar

Specialty Stats Game-by-Game (UL/Opp)

Opponent	Date	Paint	Off TO	2nd Chnc	Fast Brk	Bench	Opponent	Date	Paint	Off TO	2nd Chnc	Fast Brk	Bench
Evansville	11/11/16	46/20	20/12	23/4	7/6	26/19	Wichita State	11/24/16	18/20	8/9	16/16	5/2	21/24
William & Mary	11/14/16	46/22	22/5	14/13	10/4	37/23	Baylor	11/25/16	38/46	11/9	13/5	9/10	18/36
Long Beach State	11/17/16	42/20	25/12	19/12	0/4	40/18	Purdue	11/30/16	32/18	11/13	14/11	2/4	28/23
Old Dominion	11/23/16	20/34	17/11	18/13	4/4	12/15	Grand Canyon	12/3/16	44/22	18/7	10/5	4/6	38/5



2016-17 Louisville Men's Basketball
LOUISVILLE Extended Season Box Score (as of Dec 04, 2016)
All games



RECORD:	OVERALL	HOME	AWAY	NEUTRAL
ALL GAMES	7-1	4-0	1-0	2-1
CONFERENCE	0-0	0-0	0-0	0-0
NON-CONFERENCE	7-1	4-0	1-0	2-1

#	Player	gp-gs	min	avg	Total		3-Point		F-Throw		Rebounds				a		to		a/to		blk		stl		pts		avg
					fg-fga	fg%	3fg-fga	3fg%	ft-fa	ft%	off	def	tot	avg	pf	dq											
45	MITCHELL, Donovan	8-8	241	30.1	35-89	.393	13-41	.317	12-16	.750	13	35	48	6.0	14	0	20	2.50	17	2.13	1.18	7	0.88	20	2.50	95	11.9
04	SNIDER, Quentin	8-8	235	29.4	25-87	.287	12-43	.279	22-31	.710	5	14	19	2.4	15	0	28	3.50	11	1.38	2.55	0	0.00	1	0.13	84	10.5
22	ADEL, Deng	8-8	225	28.1	26-77	.338	9-28	.321	16-19	.842	6	24	30	3.8	17	1	17	2.13	8	1.00	2.13	1	0.13	10	1.25	77	9.6
10	JOHNSON, Jaylen	8-8	167	20.9	33-54	.611	1-3	.333	7-17	.412	29	35	64	8.0	17	0	4	0.50	11	1.38	0.36	4	0.50	2	0.25	74	9.3
13	SPALDING, Ray	8-0	161	20.1	27-42	.643	0-3	.000	8-13	.615	15	29	44	5.5	27	2	9	1.13	7	0.88	1.29	10	1.25	4	0.50	62	7.8
00	KING, VJ	8-0	118	14.8	18-43	.419	6-12	.500	20-24	.833	7	16	23	2.9	5	0	4	0.50	7	0.88	0.57	1	0.13	1	0.13	62	7.8
12	MATHIANG, Mangok	8-8	155	19.4	17-44	.386	0-0	.000	16-28	.571	21	31	52	6.5	25	1	5	0.63	12	1.50	0.42	10	1.25	5	0.63	50	6.3
14	MAHMOUD, Anas	7-0	126	18.0	17-23	.739	0-0	.000	4-6	.667	8	16	24	3.4	22	1	8	1.14	8	1.14	1.00	15	2.14	5	0.71	38	5.4
01	HICKS, Tony	4-0	45	11.3	3-17	.176	0-5	.000	2-4	.500	1	4	5	1.3	1	0	6	1.50	3	0.75	2.00	0	0.00	2	0.50	8	2.0
23	LEVITCH, David	8-0	66	8.3	6-13	.462	3-6	.500	1-3	.333	3	9	12	1.5	1	0	6	0.75	0	0.00	99.00	0	0.00	5	0.63	16	2.0
05	STOCKMAN, Matz	8-0	30	3.8	5-7	.714	0-0	.000	5-9	.556	4	6	10	1.3	4	0	1	0.13	2	0.25	0.50	1	0.13	0	0.00	15	1.9
30	McMAHON, Ryan	8-0	44	5.5	4-10	.400	4-9	.444	2-2	1.000	0	5	5	0.6	8	0	9	1.13	2	0.25	4.50	1	0.13	2	0.25	14	1.8
11	HENDERSON, Jay	4-0	10	2.5	1-3	.333	1-2	.500	2-2	1.000	0	0	0	0.0	4	0	1	0.25	0	0.00	99.00	0	0.00	1	0.25	5	1.3
15	SHARPE, Tyler	2-0	2	1.0	0-1	.000	0-1	.000	0-0	.000	0	0	0	0.0	0	0	0	0.00	0	0.00	0.00	0	0.00	0	0.00	0	0.0
Total.....		8	1625		217-510	.425	49-153	.320	117-174	.672	122	232	354	44.2	160	5	118	14.75	89	11.13	1.33	50	6.25	58	7.25	600	75.0
Opponents.....		8	1625		161-445	.362	43-148	.291	110-177	.621	85	197	282	35.2	155	-	84	10.50	124	15.50	0.68	25	3.13	39	4.88	475	59.4

Score by Periods	1st	2nd	OT	Totals
LOUISVILLE	294	287	19	600
Opponents	206	256	13	475

2016-17 Box Scores

Louisville 109, Kentucky Wesleyan 71 (exhibition) Nov. 3, 2016 -- KFC YUM! CENTER

Louisville 109

Player	min	FG	3FG	FT	Reb	Ast	TO	BL	ST	PF	TP
Johnson	f 23	6-6	0-0	3-6	6	2	2	0	0	4	15
Adel	f 21	5-7	1-1	5-5	7	3	3	0	0	1	16
Mahmoud	c 19	3-7	0-0	0-0	1	1	0	2	1	1	6
Snider	g 27	5-9	4-6	0-0	3	2	2	0	1	1	14
Mitchell	g 21	4-9	0-3	3-4	5	4	1	1	2	3	11
King	16	2-3	1-1	3-4	3	0	1	0	0	2	8
Hicks	15	1-4	0-1	1-2	3	5	0	0	0	2	3
Stockman	8	2-5	0-0	3-4	4	2	1	0	0	2	7
Henderson	1	0-0	0-0	0-0	0	0	0	0	0	0	0
Mathiang	13	3-3	0-0	1-2	5	1	0	1	1	4	7
Spalding	19	4-6	0-0	0-0	4	0	4	2	2	0	8
Levitich	8	0-1	0-1	0-0	0	1	0	0	0	2	0
McMahon	9	4-5	3-4	3-4	1	0	0	0	1	2	14
Team					1						
Totals	200	39-65	9-17	22-31	43	21	14	6	8	24	109

Total FG% 1st H: 20-36 55.6% 2nd H: 19-29 65.5% Game: 60.0%
3-Pt. FG% 1st H: 3- 8 37.5% 2nd H: 6- 9 66.7% Game: 52.9%
FThrow % 1st H: 8-10 80.0% 2nd H: 14-21 66.7% Game: 71.0%

Kentucky Wesleyan 71

Player	min	FG	3FG	FT	Reb	Ast	TO	BL	ST	PF	TP
Williams	26	5-12	0-5	2-2	5	1	1	0	0	5	12
Hatton	28	4-9	2-4	1-2	2	0	1	0	0	2	11
Foster	16	0-2	0-0	4-4	0	0	4	0	0	0	4
Jacks	30	5-8	0-0	3-7	11	3	4	0	0	4	13
Bosley	32	3-12	1-5	7-9	2	2	1	0	0	0	14
Lindsey	22	1-2	0-1	4-5	4	5	5	0	0	4	6
Noffsinger	2	0-0	0-0	0-0	0	1	0	0	0	0	0
Stanford	14	2-5	0-0	0-1	2	0	1	1	0	4	4
Lukens	2	0-0	0-0	0-0	0	0	0	0	0	0	0
Derksen	14	2-4	1-3	0-0	1	1	1	0	0	2	5
Vigilance	14	1-5	0-0	0-1	2	0	1	0	4	5	2
Team					1		1				
Totals	200	23-59	4-18	21-30	30	13	20	1	4	26	71

Total FG% 1st H: 10-28 35.7% 2nd H: 13-31 41.9% Game: 39.0%
3-Pt. FG% 1st H: 4-11 36.4% 2nd H: 0- 7 0.0% Game: 22.2%
F Throw % 1st H: 7-10 70.0% 2nd H: 14-20 70.0% Game: 70.0%

Score by Periods	1st	2nd	Total	Attendance:
Ky. Wesleyan	31	40	71	15,836
Louisville	51	58	109	Ties: 0
				Lead Changes: 0

Louisville 81, Bellarmine 60 (exhibition) Nov. 7, 2016 -- KFC YUM! CENTER

Louisville 81

Player	min	FG	3FG	FT	Reb	Ast	TO	BL	ST	PF	TP
Johnson	f 26	3-8	0-0	0-0	11	0	3	1	2	1	6
Adel	f 22	5-9	1-3	2-2	3	0	2	1	0	3	13
Mathiang	c 23	1-3	0-0	0-0	5	2	1	0	0	1	2
Snider	g 28	4-11	3-6	0-0	3	4	1	0	0	2	11
Mitchell	g 17	4-6	3-4	2-2	2	1	1	0	0	2	13
King	15	3-6	0-0	0-1	2	0	0	0	0	2	6
Hicks	12	5-8	0-1	2-4	2	2	1	0	0	1	12
Henderson	3	0-1	0-1	0-0	0	0	0	0	0	0	0
Spalding	14	1-4	0-0	2-2	3	1	2	2	2	3	4
Mahmoud	17	1-3	0-0	0-0	6	1	1	0	1	1	2
Levitich	15	3-4	1-2	2-2	0	0	0	0	0	0	9
McMahon	8	1-2	1-2	0-2	0	0	0	0	1	2	3
Team					0						
Totals	200	31-65	9-19	10-15	37	11	12	4	7	17	81

Total FG% 1st H: 18-34 52.9% 2nd H: 13-31 41.9% Game: 47.7%
3-Pt. FG% 1st H: 7-14 50.0% 2nd H: 2- 5 40.0% Game: 47.4%
FThrow % 1st H: 6-11 54.5% 2nd H: 4- 4 100% Game: 66.7%

Bellarmine 60

Player	min	FG	3FG	FT	Reb	Ast	TO	BL	ST	PF	TP
Knott	f 26	6-7	2-2	1-2	4	0	3	0	1	1	15
Eberhard	f 33	6-14	0-2	0-2	5	4	3	1	0	0	12
Davis	g 33	2-3	0-0	3-4	6	7	3	0	0	4	7
Troutman	g 35	2-10	1-5	4-4	9	1	4	0	2	3	9
Coles	g 21	3-3	2-2	0-0	3	2	1	0	2	2	8
Cook	13	0-2	0-1	0-0	3	1	0	1	0	1	0
Ramser	3	0-1	0-0	0-0	1	0	2	0	0	0	0
Jenkins	20	2-9	1-3	2-2	1	2	4	0	1	2	7
Bach	9	0-1	0-0	0-0	1	0	1	0	0	1	0
Hunter	3	0-0	0-0	0-0	1	0	0	0	0	0	0
Schurfranz	1	0-0	0-0	0-0	0	0	0	0	0	0	0
Taylor	3	1-1	0-0	0-0	0	0	0	0	0	0	2
Team					0		2				
Totals	200	22-51	6-15	10-14	34	17	23	2	6	14	60

Total FG% 1st H: 3-16 18.8% 2nd H: 19-35 54.3% Game: 43.1%
3-Pt. FG% 1st H: 1- 7 14.3% 2nd H: 5- 8 62.5% Game: 40.0%
F Throw % 1st H: 10-13 76.9% 2nd H: 0- 1 0.0% Game: 66.7%

Score by Periods	1st	2nd	Total	Attendance:
Bellarmine	17	43	60	16,437
Louisville	49	32	81	Ties: 0
				Lead Changes: 0

Louisville 78, Evansville 47 Nov. 11, 2016 -- KFC YUM! CENTER

Louisville 78

Player	min	FG	3FG	FT	Reb	Ast	TO	BL	ST	PF	TP
Johnson	f 24	9-11	1-1	0-2	14	1	3	3	0	0	19
Adel	f 23	1-8	0-3	4-5	5	2	1	0	1	0	6
Mathiang	c 20	4-10	0-0	1-2	7	0	1	2	0	2	9
Snider	g 18	0-1	0-1	3-4	2	3	1	0	0	3	3
Mitchell	g 26	6-11	2-6	1-2	5	3	3	0	4	0	15
King	14	0-1	0-1	6-8	2	0	0	1	0	1	6
Hicks	18	2-5	0-1	0-2	2	2	1	0	2	0	4
Stockman	3	2-3	0-0	0-2	2	0	0	0	0	1	4
Henderson	3	0-0	0-0	0-0	0	0	0	0	0	0	0
Spalding	15	1-4	0-1	0-0	4	1	1	1	1	5	2
Mahmoud	17	5-5	0-0	0-0	5	1	1	3	1	2	10
Sharpe	1	0-0	0-0	0-0	0	0	0	0	0	0	0
Levitich	12	0-2	0-0	0-0	3	2	0	0	1	0	0
McMahon	6	0-2	0-1	0-0	0	0	0	0	0	3	0
Team					1						
Totals	200	30-63	3-15	15-27	52	15	12	10	10	17	78

Total FG% 1st H: 13-28 46.4% 2nd H: 17-35 48.6% Game: 46.6%
3-Pt. FG% 1st H: 3-10 30.0% 2nd H: 0- 5 0.0% Game: 20.0%
FThrow % 1st H: 14-19 73.7% 2nd H: 1- 8 12.5% Game: 55.6%

Evansville 47

Player	min	FG	3FG	FT	Reb	Ast	TO	BL	ST	PF	TP
Wiley	f 12	0-2	0-0	0-2	3	0	1	0	1	3	0
Howard	f 21	1-3	0-0	0-0	7	0	1	0	0	1	2
Taylor	g 26	2-14	1-5	0-0	5	1	3	1	3	3	5
Brown	g 33	5-13	3-6	6-10	1	1	1	0	1	0	19
Gibson	g 24	1-4	0-0	0-0	0	2	1	0	0	0	2
Benzon	18	2-4	0-0	1-2	3	0	0	0	1	3	5
Eaves	9	0-1	0-1	0-0	2	0	2	0	0	1	0
Hainna	10	0-2	0-1	0-0	1	0	0	0	0	1	0
Smith	22	1-5	0-2	3-3	3	2	2	0	1	4	5
Vucetic	12	2-7	0-0	1-2	2	0	1	1	0	2	5
Traore	13	2-2	0-0	0-1	1	0	0	0	0	0	4
Team					1		1				
Totals	200	16-57	4-15	11-20	29	6	13	2	7	18	47

Total FG% 1st H: 10-34 29.4% 2nd H: 6-23 26.1% Game: 28.1%
3-Pt. FG% 1st H: 4-11 36.4% 2nd H: 0- 4 0.0% Game: 26.7%
F Throw % 1st H: 3- 5 60.0% 2nd H: 8-15 53.3% Game: 55.0%

Score by Periods	1st	2nd	Total	Attendance:
Evansville	27	20	47	21,129
Louisville	43	35	78	Ties: 5
				Lead Changes: 10

Louisville 91, William & Mary 58 Nov. 14, 2016 -- KFC YUM! CENTER

Louisville 91

Player	min	FG	3FG	FT	Reb	Ast	TO	BL	ST	PF	TP
Johnson	f 25	5-8	0-0	3-4	9	0	1	0	1	3	13
Adel	f 27	4-9	1-5	7-7	5	5	0	0	4	1	16
Mathiang	c 23	1-2	0-0	1-6	10	2	0	5	0	1	3
Snider	g 26	4-11	4-9	1-2	3	4	2	0	0	1	13
Mitchell	g 29	4-10	1-5	0-0	5	3	2	4	1	3	9
King	17	7-11	3-3	0-0	5	0	1	0	1	2	17
Hicks	12	1-9	0-3	2-2	3	2	1	0	0	1	4
Stockman	1	0-0	0-0	0-0	1	0	0	0	0	0	0
Henderson	1	1-1	1-1	0-0	0	0	0	0	0	3	3
Spalding	16	5-6	0-0	0-1	4	0	1	1	1	4	10
Mahmoud	14	1-2	0-0	0-0	3	1	1	1	2	4	2
Levitich	4	0-2	0-1	1-3	1	0	0	0	0	0	1
McMahon	5	0-1	0-1	0-0	0	3	0	0	0	0	0
Team					1						
Totals	200	33-72	10-28	15-25	49	21	9	11	10	23	91

Total FG% 1st H: 17-37 45.9% 2nd H: 16-35 45.7% Game: 45.8%
3-Pt. FG% 1st H: 4-16 25.0% 2nd H: 6-12 50.0% Game: 35.7%
FThrow % 1st H: 6-11 54.5% 2nd H: 9-14 64.3% Game: 60.0%

William & Mary 58

Player	min	FG	3FG	FT	Reb	Ast	TO	BL	ST	PF	TP
Prewitt	f 32	4-13	2-7	4-5	2	1	5	0	0	0	14
Rowley	f 18	1-4	1-4	0-0	3	0	2	0	0	1	3
Whitman	f 19	1-4	0-0	1-2	6	0	0	1	0	4	3
Dixon	g 25	1-6	1-5	4-4	6	1	1	0	0	4	7
Cohn	g 26	2-6	1-3	3-4	4	4	2	1	0	2	8
Malinowski	9	1-3	0-1	0-0	2	0	2	0	0	3	2
Burchfield	16	2-7	1-4	0-0	2	1	0	0	1	1	5
Schlotman	5	0-0	0-0	0-2	1	0	1	0	0	0	0
Knight	20	6-12	0-1	2-9	7	1	2	0	1	4	1

2016-17 Box Scores

Louisville 62, Wichita State 52
Nov. 24, 2016 -- Paradise Island, Bahamas
Battle 4 Atlantis

Louisville 62													
Player	min	FG	3FG	FT	Reb	Ast	TO	BL	ST	PF	TP		
Johnson	f 14	0-1	0-0	1-2	6	0	0	0	0	3	1		
Adel	f 21	3-6	3-4	2-2	2	1	1	0	0	5	11		
Mathiang	c 6	0-1	0-0	1-2	2	0	1	0	0	4	1		
Snider	g 35	5-15	2-8	2-2	4	3	3	0	1	3	14		
Mitchell	g 35	3-13	2-8	2-3	8	5	1	0	3	1	14		
King	20	2-8	0-3	6-8	4	0	3	0	0	1	10		
Stockman	3	0-0	0-0	0-0	1	0	0	0	0	0	0		
Spalding	25	2-5	0-0	0-0	9	1	1	2	0	3	4		
Mahmoud	31	1-1	0-0	3-4	5	1	3	6	0	2	5		
Levitich	8	1-1	0-0	0-0	0	2	0	0	0	0	2		
McMahon	2	0-1	0-1	0-0	1	0	1	0	0	0	0		
Team					4								
Totals	200	19-52	7-24	17-23	46	13	15	8	4	22	62		
Total FG%	1st H:	12-28	42.9%	2nd H:	7-24	29.3%	Game:	36.5%					
3-Pt. FG%	1st H:	4-12	33.3%	2nd H:	3-12	25.0%	Game:	29.2%					
FThrow %	1st H:	6-	8 62.5%	2nd H:	12-15	80.0%	Game:	73.9%					

Wichita State 52													
Player	min	FG	3FG	FT	Reb	Ast	TO	BL	ST	PF	TP		
Kelly	f 19	0-4	0-1	0-1	2	1	0	0	0	3	0		
Brown	f 19	3-8	1-4	0-2	2	1	1	0	1	1	7		
Morris	c 30	5-13	0-1	0-0	4	1	1	0	1	2	10		
Shamet	g 16	0-5	0-2	2-2	4	3	2	0	0	4	2		
Frankamp	g 34	3-7	3-7	0-0	4	1	0	0	1	0	9		
Smith	13	1-1	1-1	0-0	1	1	1	0	0	0	3		
Reaves	14	2-6	1-4	0-0	2	1	1	0	0	0	5		
Nuger	14	1-1	0-0	1-1	5	0	1	0	0	1	3		
Willis	12	1-4	0-0	1-2	4	1	2	0	1	4	3		
Hamilton	2	0-1	0-0	0-2	0	0	0	0	0	0	0		
McDuffie	27	2-7	0-2	6-8	4	2	3	0	0	2	10		
Team					1								
Totals	200	18-57	6-22	10-18	33	17	12	12	0	4	52		
Total FG%	1st H:	7-26	26.9%	2nd H:	11-31	35.5%	Game:	31.6%					
3-Pt. FG%	1st H:	2-	8 25.0%	2nd H:	4-14	28.6%	Game:	27.3%					
F Throw %	1st H:	1-	7 14.3%	2nd H:	9-11	81.8%	Game:	55.6%					

Score by Periods	1st	2nd	Total	Attendance:
Wichita State	17	35	52	Ties: 1
Louisville	33	29	62	Lead Changes: 2

Louisville 63, Baylor 66
Nov. 25, 2016 -- Paradise Island, Bahamas
Battle 4 Atlantis Championship Game

Louisville 63													
Player	min	FG	3FG	FT	Reb	Ast	TO	BL	ST	PF	TP		
Johnson	f 29	5-9	0-0	0-0	6	0	1	0	0	2	10		
Adel	f 30	1-9	0-2	2-2	5	1	1	0	1	4	4		
Mathiang	c 19	0-3	0-0	0-0	5	1	0	1	1	3	0		
Snider	g 34	6-17	2-8	0-0	2	3	0	0	0	1	14		
Mitchell	g 36	6-11	2-5	3-4	8	4	4	0	1	3	17		
King	12	2-5	1-1	0-0	2	0	2	0	0	0	5		
Stockman	1	0-1	0-0	1-2	1	0	0	0	0	1	1		
Henderson	1	0-0	0-0	0-0	0	0	0	0	0	0	0		
Spalding	16	3-6	0-1	0-0	4	0	0	0	0	1	6		
Mahmoud	14	1-1	0-0	0-0	0	2	0	1	1	3	2		
Levitich	7	1-1	0-0	0-0	1	0	0	0	0	1	2		
McMahon	1	0-1	0-1	2-2	0	0	0	0	0	0	2		
Team					4								
Totals	200	25-64	5-18	8-10	35	11	7	2	4	19	63		
Total FG%	1st H:	16-37	43.2%	2nd H:	9-27	33.3%	Game:	39.1%					
3-Pt. FG%	1st H:	2-10	20.0%	2nd H:	3-	8 37.5%	Game:	27.8%					
FThrow %	1st H:	5-	6 83.3%	2nd H:	3-	4 75.0%	Game:	80.0%					

Baylor 66													
Player	min	FG	3FG	FT	Reb	Ast	TO	BL	ST	PF	TP		
Lual-Acuil	f 24	3-4	0-0	1-1	3	0	1	6	0	1	7		
Motley	f 31	5-9	0-1	5-7	6	2	4	1	0	4	15		
Lecomte	g 23	2-4	0-2	0-0	0	2	1	0	0	3	4		
Wainright	g 30	0-3	0-3	0-0	8	5	1	0	0	3	0		
Freeman	g 21	2-5	0-2	0-0	2	1	1	0	0	0	4		
Mitchell	4	0-2	0-1	1-3	0	0	0	0	1	0	1		
Lindsey	23	4-4	0-0	0-0	2	5	0	0	2	0	8		
McClure	19	5-8	2-4	3-4	1	1	0	0	1	0	15		
Maston	25	5-10	0-0	2-2	5	1	1	0	1	1	12		
Team					4								
Totals	200	26-49	2-13	12-17	31	17	12	7	5	12	66		
Total FG%	1st H:	9-23	39.1%	2nd H:	17-26	65.4%	Game:	53.1%					
3-Pt. FG%	1st H:	0-	6 00.0%	2nd H:	2-	7 28.6%	Game:	15.4%					
F Throw %	1st H:	6-	9 66.7%	2nd H:	6-	8 75.0%	Game:	70.6%					

Score by Periods	1st	2nd	Total	Attendance:
Baylor	24	42	66	Ties: 1
Louisville	39	24	63	Lead Changes: 1

Louisville 71, Purdue 64
Nov. 30, 2016 -- KFC YUM! CENTER
ACC/Big Ten Challenge

Louisville 71													
Player	min	FG	3FG	FT	Reb	Ast	TO	BL	ST	PF	TP		
Johnson	f 13	3-5	0-0	0-0	2	0	0	0	1	2	6		
Adel	f 31	3-7	2-4	1-2	5	2	3	0	1	1	9		
Mathiang	c 25	5-11	0-0	1-2	8	1	2	0	1	3	11		
Snider	g 31	2-11	0-4	5-7	2	2	2	0	0	0	9		
Mitchell	g 22	3-9	0-3	2-2	5	1	2	1	1	4	8		
King	10	0-3	0-0	0-0	2	0	0	0	0	0	0		
Hicks	13	0-0	0-0	0-0	1	1	1	0	0	0	0		
Stockman	1	0-0	0-0	0-0	0	0	0	0	0	0	0		
Spalding	26	5-5	0-0	1-2	9	1	2	1	0	3	11		
Mahmoud	14	4-4	0-0	1-2	1	2	0	1	1	5	9		
Levitich	5	1-1	0-0	0-0	0	0	0	0	0	0	2		
McMahon	9	2-2	2-2	0-0	1	1	0	0	1	1	6		
Team					0								
Totals	200	28-58	4-13	11-17	36	11	12	3	6	19	71		
Total FG%	1st H:	15-32	46.9%	2nd H:	13-26	50.0%	Game:	48.3%					
3-Pt. FG%	1st H:	1-	7 14.3%	2nd H:	3-	6 50.0%	Game:	30.8%					
FThrow %	1st H:	2-	3 66.7%	2nd H:	9-14	64.3%	Game:	64.7%					

Purdue 64													
Player	min	FG	3FG	FT	Reb	Ast	TO	BL	ST	PF	TP		
Edwards	f 22	0-4	0-2	1-2	3	3	3	1	0	3	1		
Swanign	f 35	3-7	2-3	6-8	11	3	6	0	2	4	14		
Haas	c 24	2-9	0-0	4-6	5	0	1	0	0	2	8		
Thompson	g 22	4-7	3-4	2-2	0	1	0	0	0	4	13		
Mathias	g 31	1-4	0-2	3-4	5	4	1	0	1	1	5		
Edwards	23	4-15	1-6	0-0	1	0	3	0	2	2	9		
Smotherman	11	2-2	1-1	0-0	3	1	1	0	0	1	5		
Cline	23	3-3	3-3	0-0	4	1	1	0	1	1	9		
Albrecht	9	0-2	0-2	0-0	2	0	1	0	0	1	0		
Team					0								
Totals	200	19-53	10-23	16-22	34	13	17	1	6	19	64		
Total FG%	1st H:	7-28	25.0%	2nd H:	12-25	48.0%	Game:	35.8%					
3-Pt. FG%	1st H:	4-12	33.3%	2nd H:	6-11	54.5%	Game:	43.5%					
F Throw %	1st H:	1-	2 50.0%	2nd H:	15-20	75.0%	Game:	72.7%					

Score by Periods	1st	2nd	Total	Attendance:
Purdue	19	45	64	Ties: 0
Louisville	33	38	71	Lead Changes: 2

Louisville 79, Grand Canyon 70
Dec. 3, 2016 -- Phoenix, Ariz. (GCU Arena)

Louisville 79													
Player	min	FG	3FG	FT	Reb	Ast	TO	BL	ST	PF	TP		
Johnson	f 16	2-5	0-0	1-2	4	1	3	0	0	2	5		
Adel	f 29	7-16	1-5	0-0	3	0	1	0	1	3	15		
Mathiang	c 20	1-4	0-0	1-2	8	1	1	2	1	4	3		
Snider	g 25	3-9	1-3	2-2	3	4	0	0	0	4	9		
Mitchell	g 26	3-9	1-3	0-0	4	1	1	1	1	0	9		
King	24	4-6	2-2	4-4	3	3	2	0	0	0	14		
Stockman	15	3-3	0-0	4-5	3	0	1	0	0	1	10		
Spalding	27	5-7	0-0	4-4	3	3	1	1	0	4	14		
Levitich	14	0-1	0-1	0-0	2	2	0	0	2	0	0		
McMahon	4	0-1	0-1	0-0	0	0	0	0	0	1	0		
Team					3								
Totals	200	29-61	5-15	16-19	36	15	20	4	5	19	79		
Total FG%	1st H:	12-30	40.0%	2nd H:	17-31	54.8%	Game:				47.3%		
3-PT FG%	1st H:	2-7	28.6%	2nd H:	3-8	37.5%	Game:				33.3%		
FTthrow %	1st H:	10-11	90.9%	2nd H:	6-8	75.0%	Game:				84.2%		

2016-17 Louisville Photo Roster




0 V.J. King
F 6-6 190 Fr.
Cleveland, Ohio
(Paul VI Catholic HS)



1 Tony Hicks
G 6-1 180 Gr.
South Holland, Ill.
(Univ. of Pennsylvania)



4 Quentin Snider
G 6-2 175 Jr.
Louisville, Ky.
(Ballard HS)



5 Matz Stockman
F/C 7-0 240 Jr.
Oslo, Norway
(Canarias Bb. Acad.)



10 Jaylen Johnson
F 6-9 230 Jr.
Ypsilanti, Mich.
(Ypsilanti HS)



11 Jay Henderson
G 6-4 180 So.
Orlando, Fla.
(Lake Highland Prep)




12 Mangok Mathiang
C/F 6-10 220 Sr.
Melbourne, Australia
(IMG Academy/Fla.)



13 Ray Spalding
F 6-10 215 So.
Louisville, Ky.
(Trinity HS)




14 Anas Mahmoud
C/F 7-0 215 Jr.
Cairo, Egypt
(West Oaks Academy)



15 Tyler Sharpe
G 6-1 185 Fr.
Mt. Washington, Ky.
(Bullitt East HS)




22 Deng Adel
F 6-7 200 So.
Melbourne, Australia
(Victory Rock Prep)



23 David Levitch
G 6-3 180 Sr.
Goshen, Ky.
(North Oldham HS)



24 Dwayne Sutton
F 6-5 200 So.
Louisville, Ky.
(UNC Asheville)



30 Ryan McMahon
G 6-0 170 Fr.
Sarasota, Fla.
(Cardinal Mooney HS)



45 Donovan Mitchell
G 6-3 195 So.
Greenwich, Conn.
(Brewster Academy)



On The Bench



Pronunciation Guide:

- ♦ Adel (uh-DELL)
- ♦ Levitch (LEV-itch)
- ♦ Anas Mahmoud (AH-nus mah-MOOD)
- ♦ Mangok Mathiang (MANG-go, silent "K" MATH-ee-ang)
- ♦ Matz (Motts)

Dwayne Sutton will sit out the 2016-17 season after transferring from UNC Asheville.



Rick Pitino
Head Coach



Kenny Johnson
Associate Head Coach



Mike Balado
Assistant Coach



David Padgett
Assistant Coach



Michael Bowden
Dir. Basketball Operations