

## Louisville Basketball Quick Facts

<b>Location</b>	Louisville, Ky. 40292
<b>Founded / Enrollment</b>	1798 / 22,000
<b>Nickname / Colors</b>	Cardinals / Red & Black
<b>Conference</b>	Atlantic Coast
<b>Home Court</b>	KFC Yum! Center (22,000)
<b>Acting President</b>	Dr. Neville Pinto
<b>Vice President for Athletics</b>	Tom Jurich
<b>Head Coach</b>	Rick Pitino (UMass '74)
U of L Record	402-136 (16th yr.)
Overall Record	756-264 (32nd yr.)
<b>Associate Head Coach</b>	Kenny Johnson
<b>Assistant Coaches</b>	Mike Balado, David Padgett
<b>Dir. of Basketball Operations</b>	Michael Bowden
<b>All-Time Record</b>	1,789-894 (103rd yr.)
<b>All-Time NCAA Tournament Record</b>	75-42
	(41 Appearances, 10 Final Fours,
	Three NCAA Championships - 1980, 1986, 2013)
<b>Important Phone Numbers</b>	
Athletics Office	(502) 852-5732
Basketball Office	(502) 852-6651
<b>Sports Information Office</b>	<b>(502) 852-6581</b>
SID - Kenny Klein, cell	(502) 599-7865
email: kenny@GoCards.com	

## 2016-17 Schedule / Results

Date	Opponent	TV	Time (ET)
<b>November</b>			
Thur. 3	KENTUCKY WESLEYAN ~ ACCNE	W 109-71	
Mon. 7	BELLARMINE ~ ACCNE	W 81-60	
Fri. 11	EVANSVILLE ~ ACCNE	W 78-47	
Mon. 14	WILLIAM & MARY ~ RSN	W 91-58	
Thur. 17	LONG BEACH STATE + ACCNE	W 88-56	
Wed. 23	Old Dominion # AXS-TV	W 68-62ot	
Thur. 24	Wichita State # ESPN	W 62-52	
Fri. 25	#20/rv Baylor # ESPN	L 63-66	
Wed. 30	#15/16 PURDUE * ESPN	W 71-64	
<b>December</b>			
Sat. 3	at Grand Canyon WAVE	W 79-70	
Wed. 7	SOUTHERN ILLINOIS ~ RSN	W 74-51	
Sat. 10	TEXAS SOUTHERN ~ RSN	W 102-71	
Sat. 17	EASTERN KENTUCKY ! ~ RSN	W 87-56	
Wed. 21	#6/5 KENTUCKY ~ ESPN	W 73-70	
Wed. 28	#12/11 VIRGINIA ~ ESPN2	L 53-61	
Sat. 31	#16/16 Indiana ^ CBS	12:38 p.m.	
<b>January</b>			
Wed. 4	at Notre Dame ACCN/WAVE	9:00 p.m.	
Sat. 7	at Georgia Tech ACCN/WHAS	2:00 p.m.	
Wed. 11	PITTSBURGH ~ RSN	7:00 p.m.	
Sat. 14	DUKE ~ ESPN or ESPN2	Noon	
Thur. 19	CLEMSON ~ ESPN or ESPN2	9:00 p.m.	
Sat. 21	at Florida State ~ ESPN or ESPN2	2:00 p.m.	
Tues. 24	at Pittsburgh ~ ESPNU	7:00 p.m.	
Sun. 29	NC STATE ~ ACCN/WAVE	1:00 p.m.	
<b>February</b>			
Sat. 4	at Boston College ~ ACCN/WHAS	3:00 p.m.	
Mon. 6	at Virginia ~ ESPN	7:00 p.m.	
Sat. 11	MIAMI ~ ESPN or ESPN2	TBA	
Mon. 13	at Syracuse ~ ESPN	7:00 p.m.	
Sat. 18	VIRGINIA TECH ~ ACCN/WAVE	1:00 p.m.	
Wed. 22	at North Carolina ~ ESPN	9:00 p.m.	
Sun. 26	SYRACUSE ~ CBS	2:00 p.m.	
<b>March</b>			
Wed. 1	at Wake Forest ~ RSN	9:00 p.m.	
Sat. 4	NOTRE DAME ~ CBS	2:00 p.m.	
Tues. 7	at ACC Championship ~ TBA	TBA	
Sat. 11	(Barclays Center, Brooklyn, NY)		
~ exhibition game			
+ Battle 4 Atlantis, Louisville, KY			
# Battle 4 Atlantis, Paradise Island, Baha			
* ACC/Big 10 Challenge, Louisville, KY			
! Billy Minardi Classic, Louisville, KY			
^ Countdown Classic at Bankers Life Fieldhouse, Indianapolis, Ind.			



# LOUISVILLE BASKETBALL

1980, 1986, 2013 NCAA Champions □ 10 NCAA Final Fours □ 41 NCAA Tournament Appearances

Sports Information ♦ University of Louisville ♦ Louisville, KY 40292 ♦ www.GoCards.com  
Phone: (502) 852-6581 ♦ Fax: (502) 852-7401 ♦ email: kenny@GoCards.com ♦ Twitter: @KKcards

## Louisville Cardinals (11-2) vs. Indiana Hoosiers (10-3)



Saturday, Dec. 31 ■ 12:38 p.m. ET ■ Bankers Life Fieldhouse ■ Indianapolis, Ind.

### PROBABLE STARTING LINEUPS

Louisville (11-2)	Ht.	Wt.	Yr.	PPG	RPG	Hometown
F 10 Jaylen JOHNSON	6-9	230	Jr.	9.4	7.5	Ypsilanti, Mich.
F 22 Deng ADEL	6-7	200	So.	10.2	4.5	Melbourne, Australia
C 12 Mangok MATHIANG	6-10	220	Sr.	5.8	6.8	Melbourne, Australia
G 4 Quentin SNIDER	6-2	175	Jr.	11.6	2.6	Louisville, Ky.
G 45 Donovan MITCHELL	6-3	195	So.	11.5	5.3	Greenwich, Conn.
Indiana (10-3)	Ht.	Wt.	Yr.	PPG	RPG	Hometown
F 3 OG ANUNOBY	6-8	235	So.	12.0	6.5	Jefferson City, Mo.
C 31 Thomas BRYANT	6-10	255	So.	12.4	7.9	Rochester, N.Y.
G 1 James BLACKMON, Jr.	6-4	200	Jr.	17.9	5.4	Marion, Ind.
G 2 Josh NEWKIRK	6-1	195	R-Jr.	8.1	2.8	Raleigh, N.C.
G 4 Robert JOHNSON	6-3	195	Jr.	14.2	4.3	Richmond, Va.

**Head Coach:** Tom Crean (Central Michigan '89) 158-122 in ninth year at Indiana; 348-218 in 18th yr. overall.

Louisville plays its final non-conference game of the season and its third straight ranked opponent as the Cardinals face the Indiana Hoosiers in the Countdown Classic on New Year's Eve at Bankers Life Fieldhouse in Indianapolis, Ind. Louisville lost for the first time in seven games as the Cardinals fell 61-53 to No. 12/11 Virginia on Wednesday in the KFC Yum! Center in the ACC opener for both teams. Indiana (10-3), ranked 16th by both AP and USA Today, lost its Big Ten opener 87-83 to Nebraska in Bloomington, Ind. on Wednesday as IU made 11-of-25 three-point goals but committed 19 turnovers. The Hoosiers' other two losses this year were to No. 13 Butler and Fort Wayne away from home.



### GAME FACTS

**Site:** Bankers Life Fieldhouse, Indianapolis, Ind. (17,923)  
**Television:** CBS (WLKY-TV in Louisville) - Spero Dedes, play-by-play; Bill Raftery, analyst.  
**Radio:** WKJK (1080 AM) - Nick Curran, play-by-play; Bob Valvano, analyst (Sirius channel 135, XM 195, Internet 957)  
**Series History:** UofL trails 7-10 (4-3 in Louisville, 1-4 in Bloomington, 2-3 neutral)  
**Last Meeting:** UofL 94, Indiana 74 (Dec. 9, 2014 in Madison Square Garden, New York - Jimmy V Classic)  
**UofL National Ranking:** seventh USA Today, sixth Associated Press  
**Next UofL Game:** Jan. 4 at Notre Dame, Notre Dame, Ind. 9 p.m. ET (ACC Network/WAVE-TV in Louisville)

### CARD FILE

■ Louisville is in the midst of a stretch of four consecutive games against Top 25 Associated Press ranked opponents for the first time ever in the regular season.  
■ Louisville has a **31-5** record during the month of December over the last five years, winning 19 of its last 23 in that month.  
■ In neutral site games, Louisville has a **34-7** record over the last five years (.829) and a 44-14 neutral site record over the last eight years (.759). The Cardinals have a collective 12-7 record in neutral site games played in Indianapolis.  
■ UofL **Coach Rick Pitino**, who has a 402-136 record in his 16th season at Louisville, won his **400th victory** with the Cardinals on Dec. 10. He won his **750th** career collegiate victory when the Cards beat Wichita State on Nov. 24. He is one of five active coaches with at least 750 victories.  
■ **Donovan Mitchell** leads the ACC and is 30th in the nation in steals (2.2 per game). His seven steals against Old Dominion matched the fourth-most ever at UofL. His 28 steals in 13 games is three more than he had his entire freshman year.  
■ Louisville's **157 victories** over the last six years are the **fifth-most wins in the nation** in that stretch. The Cards are one of just three teams to win at least 30 games in three of the last five seasons (30-10 in 2011-12, 35-5 in '12-13, 31-6 in '13-14).  
■ Louisville won at least 11 of its first 13 games for the seventh straight season. The Cardinals' best start in that stretch was 16-1 during UofL's 2012-13 NCAA Championship season.  
■ Louisville is one of just four schools which have won 20 or more games in each of the **last 14 seasons** (also Kansas, Duke and Gonzaga).

■ **About Indiana** — Louisville plays its final non-conference game of the season as the Cardinals face the Indiana Hoosiers in the Countdown Classic on New Year's Eve at Bankers Life Fieldhouse in Indianapolis, Ind. Indiana (10-3), ranked 16th by both AP and USA Today, lost its Big Ten opener 87-83 to Nebraska in Bloomington, Ind. on Wednesday as IU made 11-of-25 three-point goals but committed 19 turnovers. The Hoosiers' other two losses this year were to No. 13 Butler and Fort Wayne away from home.

The Hoosies are second in the nation in rebounding margin (+14.0), eighth nationally in field goal percentage (.512), ninth in scoring margin (+20.8), 18th in three-point field goal percentage defense (.285), 11th in scoring offense (88.4 ppg), and 38th field goal percentage defense (.388). Indiana is No. 134 in the RPI, 17th in the Sagarin Ratings and 20th in Ken Pomeroy's rankings through Dec. 28.

Indiana has a 10-7 series advantage over Louisville, but the Cardinals have won the last two matchups. In the last meeting, Louisville prevailed 94-74 over Indiana in the Jimmy V Classic in New York's Madison Square Garden on Dec. 9, 2014 as Terry Rozier (26 points, 6 rebounds), Chris Jones (24 points, 9 rebounds) and Montrezl Harrell (21 points, 11 rebounds) led the Cardinals.

Indiana is the second Big Ten opponent UofL faces this season. The Cardinals beat No. 15 Purdue 71-64 in the ACC-Big Ten Challenge earlier this season in the KFC Yum! Center (11-30-16). Louisville has a collective 45-41 record against current members of the Big Ten Conference, having faced all 11 of its members.

UofL Coach Rick Pitino has a 7-4 record against Indiana, winning seven of the last nine times he has faced the Hoosiers (2-1 at Louisville, 5-3 vs. IU while coaching Kentucky).

Indiana and UofL have met once in NCAA Tournament competition, with Indiana winning 82-69 in the semifinals of the 1993 Midwest Region in St. Louis, Mo. (3-25-93).

UofL has an 11-8 advantage in games against IU Coach Tom Crean with the Cards winning the last four matchups vs. Crean teams, including three while he was coaching Marquette and once at Indiana.

IU redshirt junior guard Josh Newkirk faced the Cardinals twice while at Pittsburgh in 2014-15, totaling five points and three assists (1-7 FG, 3-4 FT) in an 80-68 Louisville win at Pitt (1-25-15); and seven points and two assists in a starting role (3-7 FG, 1-2 FT) as UofL won 69-56 at the KFC Yum! Center (2-11-15).

■ **Happy New Year** — The Cardinals have often enjoyed success with its last game of the calendar year before heading into the new year. Louisville has a 10-5 record in its last game of December under UofL Coach Rick Pitino. The Cardinals fell at Kentucky on Dec. 26, 2015 in UofL's last game of 2015 last season. UofL has an all-time 5-8 record while playing on New Year's Eve.



#### Statistical Comparison

	Indiana	UofL
Record .....	10-3	11-2
Scoring Average.....	88.4	76.1
Points Allowed .....	67.6	60.3
Scoring Margin .....	+20.8	+15.8
FG Percentage.....	.512	.434
Opp. FG Percentage .....	.388	.371
3-Pt. Percentage .....	.404	.324
FT Percentage .....	.724	.686
Rebound Margin .....	+14.0	+7.8
Turnover Margin .....	-4.0	+3.8

#### Series vs. Indiana

(Won 7, Lost 10)

Date .....	UL	IU
Feb. 4, 1921 (A) .....	17	34
Jan. 31, 1936 (H) .....	26	48
Feb. 12, 1938 (N)@ .....	40	59
<b>Dec. 15, 1945 (H) .....</b>	<b>59</b>	<b>62</b>
<b>Dec. 14, 1946 (H) .....</b>	<b>53</b>	<b>46</b>
Feb. 1, 1954 (A) .....	71	80
Dec. 29, 1959 (H) .....	71	90
<b>Nov. 24, 1984 (A) .....</b>	<b>75</b>	<b>64</b>
<b>Dec. 18, 1985 (H) .....</b>	<b>65</b>	<b>63</b>
Dec. 23, 1986 (A) .....	58	67
Dec. 19, 1987 (H) .....	81	69
<b>Dec. 3, 1988 (N)* .....</b>	<b>101</b>	<b>79</b>
Dec. 1, 1990 (N)* .....	52	72
Mar. 25, 1993 (N)# .....	69	82
Feb. 9, 2002 (A) .....	62	77
<b>Feb. 1, 2003 (H) .....</b>	<b>95</b>	<b>76</b>
<b>Dec. 9, 2014 (N)* .....</b>	<b>94</b>	<b>74</b>

@ Played in Jeffersonville, IN  
% Bluegrass Invitational (Louisville, KY)  
\* Big Four Classic (Indianapolis, IN)  
# NCAA Midwest Regional (St. Louis, MO)  
\* Jimmy V Classic (New York, NY)

#### Most Wins, Last Six Years

(Since 2011-12 through Dec. 28)

Team	Record	Pct.
Kentucky	163-37	.815
Gonzaga	162-28	.853
Kansas	159-38	.806
Wichita St.	159-33	.828
<b>Louisville</b>	<b>157-40</b>	<b>.797</b>
Duke	155-38	.803
Arizona	153-40	.793
North Carolina	152-48	.760

### Last Meeting vs. Indiana

Louisville 94, Indiana 74

Dec. 9, 2014 -- New York, NY (Madison Square Garden)

Jimmy V Classic

#### Louisville 94

Player	min	FG	3FG	FT	Reb	Ass	TO	BL	ST	PF	TP
Harrell	f 34	10-13	0-1	1-4	11	1	3	1	2	3	21
Blackshear	f 36	5-16	1-9	3-3	7	5	0	3	1	2	14
Onuaku	c 9	0-2	0-0	0-0	4	1	1	0	0	1	0
Rozier	g 37	8-17	5-8	5-8	6	1	1	0	1	1	26
Jones	g 33	8-17	2-4	6-8	9	5	3	0	3	3	24
Gill	12	0-4	0-1	0-0	2	0	0	0	3	1	0
Snider	2	0-0	0-0	0-0	0	0	0	0	0	1	0
Johnson	6	0-2	0-0	1-2	3	0	1	0	0	1	1
Mathiang	17	3-5	0-0	0-1	3	0	1	4	0	1	6
Mahmoud	13	1-3	0-0	0-1	3	2	2	0	0	2	2
Levitich	1	0-0	0-0	0-0	0	0	0	0	0	0	0
Team					4						
Totals	200	35-79	8-23	16-27	52	15	12	8	10	16	94

Total FG% 1st H: 20-48 41.7% 2nd H: 15-31 48.4% Game: 44.3%  
3-PT FG% 1st H: 4-14 28.6% 2nd H: 4-9 44.4% Game: 34.8%  
F Throw % 1st H: 2-7 28.6% 2nd H: 14-20 70.0% Game: 59.3%

#### Indiana 74

Player	min	FG	3FG	FT	Reb	Ass	TO	BL	ST	PF	TP
Blackmon, Jr.	f 29	8-19	1-8	1-2	4	3	3	0	2	3	18
Williams	f 24	3-8	0-0	4-4	1	3	3	0	1	2	10
Mosquera-Perea	c 20	5-6	0-0	0-0	4	0	1	1	0	4	10
Johnson	g 25	2-6	1-2	0-2	2	2	3	0	1	3	5
Ferrell	g 35	4-10	2-4	3-4	7	5	2	0	1	1	13
Zeisloft	15	3-5	3-5	0-0	2	0	0	0	1	2	9
Hoetzel	8	1-1	1-1	0-1	3	0	0	1	0	2	3
Burton	1	0-0	0-0	0-0	0	0	0	0	0	0	0
Robinson	9	1-3	0-0	0-1	2	0	5	0	0	1	2
Ritchie	1	0-0	0-0	0-0	0	0	0	0	0	0	0
Holt	14	2-3	0-0	0-0	3	0	0	1	0	1	4
Hartman	16	0-0	0-0	0-0	2	1	2	0	0	0	0
Priller	1	0-0	0-0	0-0	0	0	0	0	0	0	0
April	2	0-0	0-0	0-0	0	0	0	0	0	0	0
Team					4						
Totals	200	29-61	8-20	8-14	34	14	19	3	6	19	74

Total FG% 1st H: 16-29 55.2% 2nd H: 13-32 40.6% Game: 47.5%  
3-PT FG% 1st H: 7-10 70.0% 2nd H: 1-10 10.0% Game: 40.0%  
F Throw % 1st H: 2-5 40.0% 2nd H: 6-9 66.7% Game: 57.1%

Score by Periods	1st	2nd	Total	Attendance:
Indiana	41	33	74	11,617
Louisville	46	48	94	Ties: 5
				Lead Changes: 3

### ■ Cards Fall to Virginia in ACC Opener —

Louisville dropped its conference opener for the first time in the last five years as the Cardinals fell 61-53 to No. 12/11 Virginia on Wednesday.

The Cardinals finished the game with season lows in points (53), field goals attempted (44), three-point field goals made (2), three-point percentage (14.3) and assists (7) while also matching a season low for made field goals (19) and blocked shots (2). The Cardinals were outrebounded (31-26) for just the second time this season. UofL's 21 points in the first half were the fewest in any half this season for the Cardinals.

Louisville did not have a player reach double figures in scoring for the first time since March 2, 2010 in a 69-48 loss at Marquette. Graduate transfer Tony Hicks played a season-high 19 minutes and was one of three Louisville players to finish with a team-high eight points.

"Virginia seems to be our kryptonite," said UofL Coach Rick Pitino. "We just don't play well against them. It takes two skills to play well against Virginia. It takes really good passing, and we were very careless, and it takes very good shooting. We didn't have either tonight. You've got to give them all the credit. They played us well. We were totally not prepared to play defense tonight the way we are normally capable of playing."

### 2016-17 Indiana University Hoosiers Men's Basketball Roster

No.	Name	Pos	Ht	Wt	Yr	Hometown / High School / Previous School
0	Curtis Jones	6-4	175	G	Fr.	Richmond, Va. / Huntington Prep
1	James Blackmon, Jr.	6-4	200	G	Jr.	Marion, Ind. / Marion
2	Josh Newkirk	6-1	195	G	R-Jr.	Raleigh, N.C. / Word of God Academy / Pittsburgh
3	OG Anunoby	6-8	235	F	So.	Jefferson City, Mo. / Jefferson City
4	Robert Johnson	6-3	195	G	Jr.	Richmond, Va. / Benedictine College Prep
11	Devonte Green	6-3	186	G	Fr.	North Babylon, N.Y. / Long Island Lutheran
13	Juwan Morgan	6-8	230	F	So.	Waynesville, Mo. / Waynesville
15	Zach McRoberts	6-6	200	G	R-So.	Carmel, Ind. / Carmel Vermont
20	De'Ron Davis	6-10	240	F	Fr.	Aurora, Colo. / Overland
21	Freddie McSwain Jr.	6-6	215	F	Jr.	Hinesville, Ga. / Liberty County / Neosho County CC
22	Quentin Taylor	6-2	187	G	So.	Indianapolis, Ind. / Brebeuf
24	Grant Gelon	6-5	195	G	Fr.	Crown Point, Ind. / Crown Point
30	Collin Hartman	6-7	220	F	Sr.	Indianapolis, Ind. / Cathedral
31	Thomas Bryant	6-10	255	C	So.	Rochester, N.Y. / Huntington Prep
35	Tim Priller	6-9	225	F	Jr.	North Richland Hills, Texas / Richland

**Head Coach:** Tom Crean **Associate Head Coach:** Tim Buckley **Asst. Coaches:** Chuck Martin, Rob Judson

■ **Cardinals Have Had Success in Indianapolis** -- Louisville has fared well on previous visits to Indianapolis. The Cardinals have a collective 12-7 record in neutral site games played in Indianapolis, including a 9-2 record in NCAA Tournament games played in Indy.

□ Louisville captured its first NCAA title in 1980 in now-demolished Market Square Arena in Indianapolis, defeating Iowa 80-72 in the national semifinals and UCLA 59-54 in the national championship game.

□ The Cardinals beat Oregon 77-69 in the regional semifinals in Lucas Oil Stadium (3-29-13) and prevailed 85-63 over Duke in the 2013 Midwest Region Championship (3-31-13) to send UofL to its 10th Final Four in Atlanta. The Cardinals would go on to win their third NCAA title in 2013.

□ Indianapolis has been the site for four other NCAA Tournament events in which the Cards participated. In the first NCAA Tournament event played in Lucas Oil Stadium, the Cardinals beat Arizona in the 2009 Midwest Region semifinals before falling to Michigan State in the regional championship. The Cardinals fell 74-69 to Kentucky in the 2014 NCAA Midwest Region Semifinal in Lucas Oil Stadium on their last game played in Indianapolis.

Two events were in the RCA Dome. UofL beat Arkansas-Little Rock and Arkansas in the 1989 NCAA Midwest first and second rounds, respectively. Louisville beat Delaware and Oklahoma State in the 1993 NCAA Midwest first and second rounds.

□ The Cardinals were 0-3 in Consecro Fieldhouse (now Bankers Life Fieldhouse), falling in the John Wooden Tradition to Purdue twice and Iowa once.

□ U of L split its four games in the Bank One/Big Four Classic, played in consecutive years from 1987-90. Louisville had a combined 6-2 record in the RCA Dome.

□ The Cardinals beat Purdue 88-72 on Dec. 14, 1996, at the Boilermaker Blockbuster in Market Square Arena.

□ Louisville has also played at Butler on five occasions in Indianapolis with UofL holding a 3-2 edge in those games. The Cardinals beat Butler 69-53 the last game of the series on Nov. 19, 2011 in Indianapolis.

□ Former UofL Coach Denny Crum guided the 1987 USA men's basketball team to the Pan American Games silver medal in the event played in Market Square Arena.

□ UofL Coach Rick Pitino reached the 1997 NCAA Final Four played in the RCA Dome in Indianapolis. His Kentucky team beat Minnesota 78-69 in the national semifinals (3/29/07) and then fell 84-79 in overtime to Arizona in the championship game (3/31/97). Pitino also faced Indiana on four occasions in the RCA Dome during the regular season, winning two of those games.



■ **Cards vs. No. 16** -- UofL has an all-time 5-4 record vs. teams ranked No. 16 in the AP poll, winning four of those last five occurrences. Louisville has a 2-2 record against ranked teams this season. The Cardinals have won 34 of their last 61 games against ranked opponents over the last seven years. Louisville has a 64-64 record against ranked opponents in Coach Rick Pitino's 16 years with the Cardinals.

■ **League Openers** — After falling to Virginia on Wednesday, Louisville has won its conference opening game in seven of the last nine seasons and four of the last five years. The Cardinals have a 10-6 record in its first league home game in Coach Rick Pitino's 16 seasons at UofL. Louisville had won its last four conference home openers before falling to Virginia on Wednesday.

■ **Approaching Statistical Milestones** — Reigning ACC Player of the Week Quentin Snider needs 12 points for 600 in his career. Louisville is second to North Carolina for the national lead with 67 all-time 1,000 point career scorers. Snider is the next closest Cardinal to that milestone with 588 career points ... Donovan Mitchell needs 22 points for 400 in his career ... Ray Spalding needs four rebounds for 200 in his career.

■ **Briefly** — Louisville's non-conference schedule is the toughest among ACC teams and is ranked 11th in the nation according to the ratings percentage index (RPI). The Cardinals' overall schedule is eighth in the nation through games of Dec. 28 ... Anas Mahmoud was hit twice in his left eye in practice last Sunday. He missed Monday's practice with a swollen eye nearly shut and practiced with a mask on Tuesday in preparation for the Cardinals' game vs. Virginia. He played 25 minutes off the bench against Virginia, contributing seven points, three rebounds, two assists and two blocked shots ... With No. 24 Notre Dame up next for the Cardinals in South Bend, Ind., UofL has won its first conference road game in each of the last nine seasons ... With the new year approaching, Louisville has a 33-15 record during the month of January over the last six years, including a 17-6 record in the last three years.

#### Louisville Neutral Site Games Played in Indianapolis

Date	Opponent	Result	Venue	Notes
March 22, 1980	Iowa	W 80-72	Market Square Arena	NCAA National Semis
March 24, 1980	UCLA	W 59-54	Market Square Arena	NCAA Championship
Dec. 5, 1987	Notre Dame	L 54-69	RCA Dome	Big Four Classic
Dec. 3, 1988	Indiana	W 101-79	RCA Dome	Big Four Classic
March 16, 1989	Ark.-Little Rock	W 76-71	RCA Dome	NCAA Midwest 1st Rd
March 18, 1989	Arkansas	W 93-84	RCA Dome	NCAA Midwest 2nd Rd
Dec. 2, 1989	Notre Dame	W 84-73	RCA Dome	Big Four Classic
Dec. 1, 1990	Indiana	L 52-72	RCA Dome	Big Four Classic
March 19, 1993	Delaware	W 76-70	RCA Dome	NCAA Midwest 1st Rd
March 21, 1993	Oklahoma St.	W 78-63	RCA Dome	NCAA Midwest 2nd Rd
Dec. 14, 1996	Purdue	W 88-72	Market Square Arena	Boilermaker Blockbuster
Nov. 30, 2002	Purdue	L 84-86	Consecro Fieldhouse	John Wooden Tradition
Nov. 29, 2003	Iowa	L 69-70	Consecro Fieldhouse	John Wooden Tradition
Dec. 15, 2007	Purdue	L 59-67	Consecro Fieldhouse	John Wooden Tradition
March 22, 2009	Arizona	W 103-64	Lucas Oil Stadium	NCAA Midwest Semifinal
March 24, 2009	Michigan State	L 52-64	Lucas Oil Stadium	NCAA Midwest Finals
March 29, 2009	Oregon	W 77-69	Lucas Oil Stadium	NCAA Midwest Semifinal
March 31, 2009	Duke	W 85-63	Lucas Oil Stadium	NCAA Midwest Finals
March 28, 2014	Kentucky	L 69-74	Lucas Oil Stadium	NCAA Midwest Semifinal

■ **Black "Iced Out" Uniforms on Saturday** -- Louisville will wear special black "Iced Out" adidas uniforms for its Dec. 31 game against Indiana. A similar uniform was first worn by the Cardinals last season when UofL beat Saint Louis in the Brooklyn Hoops Holiday Invitational in New York. The Iced Out uniform's reflective finish illuminates when hit with a camera flash for a bold look. The monochrome black and white uniforms feature a diamond pattern inspired by basketball nets along the sides of the jersey and shorts. To give players optimum performance on the court, the uniforms feature the same lightweight, sweat-wicking technology used in the NBA. Targeted ventilation zones on the chest, back and side keep players cool even in the most intense moments of the game. A midhole mesh on the short maximizes comfort and breathability as the game heats up. Louisville has worn its white "Iced Out" uniforms for its last two home games against Eastern Kentucky and Kentucky.



## 2016-17 University of Louisville Cardinals Men's Basketball Roster

No.	Name	Pos.	Ht.	Wt.	Yr.	Exp.	Hometown (Previous School)
0	V.J. King	F	6-6	190	Fr.	HS	Cleveland, Ohio (Paul VI Catholic HS)
1	Tony Hicks	G	6-1	180	Gr.	Tr.	South Holland, Ill. (Univ. of Pennsylvania)
4	Quentin Snider	G	6-2	175	Jr.	2L	Louisville, Ky. (Ballard HS)
5	Matz Stockman	F/C	7-0	240	Jr.	2L	Oslo, Norway (Canarias Basketball Academy)
10	Jaylen Johnson	F	6-9	230	Jr.	2L	Ypsilanti, Mich. (Ypsilanti HS)
11	Jay Henderson	G	6-4	180	So.	1L	Orlando, Fla. (Lake Highland Prep)
12	Mangok Mathiang	F/C	6-10	220	Sr.	3L	Melbourne, Australia (IMG Academy)
13	Ray Spalding	F	6-10	215	So.	1L	Louisville, Ky. (Trinity HS)
14	Anas Mahmoud	F	7-0	215	Jr.	2L	Cairo, Egypt (West Oaks Academy)
15	Tyler Sharpe	G	6-1	185	Fr.	HS	Mt. Washington, Ky. (Bullitt East HS)
22	Deng Adel	F	6-7	200	So.	1L	Melbourne, Australia (Victory Rock Prep)
23	David Levitch	G	6-3	180	Sr.	3L	Goshen, Ky. (North Oldham HS)
24	Dwayne Sutton *	F	6-5	200	So.	Tr.	Louisville, Ky. (UNC Asheville)
30	Ryan McMahon	G	6-0	170	Fr.	RS	Sarasota, Fla. (Cardinal Mooney HS)
45	Donovan Mitchell	G	6-3	195	So.	1L	Greenwich, Conn. (Brewster Academy)

**Pronunciation Guide:** Adel (uh-DELL), Levitch (LEV-itch), Anas Mahmoud (AH-nuss mah-MOOD), Mangok Mathiang (MANG-go, silent "K" MATH-ee-ang), Matz (Motts).

\* Sutton will sit out the 2016-17 season after transferring from UNC Asheville

■ **Stifling Defense** -- Louisville leads the nation in Ken Pomeroy's adjusted defensive efficiency through Dec. 28. The Cardinals are 10th in the nation in field goal percentage defense (.371), 15th in scoring defense (60.3 ppg), eighth in blocked shots (6.6 per game), seventh in three-point field goal defense (.280), 30th in turnover margin (+3.8), 22nd in rebound margin (+7.8), eighth in rebounds per game (43.2), 10th in offensive rebounds per game (15.2) and 29th in scoring margin (+15.8) through Dec. 28. Six of the Cardinals 13 opponents this season have scored under 60 points.

Two games ago against No. 6 Kentucky, the Cardinals limited the Wildcats to 25 points below their scoring average, as they were third in the nation in scoring entering the game. Louisville held the Wildcats to 39.7 percent shooting from the field, the 10th opponent that has shot below 40 percent against the Cardinals this season.

Eight of Louisville's 13 opponents this season have shot below 36 percent from the field and four have shot below 32 percent. Eastern Kentucky shot 35.6 percent three games ago when the Cardinals limited the Colonels to 16 first-half points. It was the third time UofL has held a team under 20 points in a half this season (also vs. Wichita State and Purdue). UofL held seven opponents to 20 or fewer points in a half last season. UofL has collected eight or more steals in six games.

Against No. 15/16 Purdue, the Cardinals limited the Boilermakers to 19 points and 25 percent shooting from the field in the first half, as well as 35.8 percent accuracy for the game. Purdue entered the game 18th nationally in offensive efficiency and its starting front line produced 23 points after entering the game averaging 47.4 points per game.

Louisville held Wichita State to 31.6 percent shooting from the field and just 52 points as the Cardinals employed its matchup zone for the first time this season. The effort was even more impressive considering that Wichita State entered the game shooting 50.7 percent and was averaging 91 points per game. Fatigue was a likely factor in Baylor shooting 65.4 percent in the second half vs. UofL, its poorest half of the season.

■ **Card File** — The Cardinals have won at least 11 of its first 13 games for the seventh straight season. Louisville's best start in that stretch was 16-1 during UofL's 2012-13 NCAA Championship season. As it did with its loss to Virginia on Wednesday, Louisville won 11 of its first 12 games last season before falling in its 13th game ... UofL's bench contributed its top two scoring productions in two of its last four games with a season-high 43 points vs. Texas Southern and 42 vs. Eastern Kentucky. The Cards had a season-low six points off its bench vs. Kentucky ... Over its 12 games, UofL's center position manned by starter Mangok Mathiang and reserves Anas Mahmoud and Matz Stockman have collectively averaged 11.9 points, 11.0 rebounds and 3.2 blocked shots ... Louisville has gotten the ball inside, with nearly half of its points (47 percent) being scored in the paint (462 of 989). The Cardinals scored 26 of its 53 points in the paint vs. Virginia in its last game ... Louisville has gathered nine or more steals in five games this season. The Cardinals had double-digit steals in five games all last season. UofL has scored an average of 15.4 points off of turnovers through its 13 games, scoring 13 points off turnovers in its last game vs. Virginia ... Eleven ACC teams have just two or fewer losses (five with one loss) against non-conference competition ... Louisville's roster with a trio of seniors has the Cardinals ranked 216th in the nation in experience ... The Cardinals average size of 78.3 inches is the 15th tallest in the nation. UofL is fifth in average height in the ACC behind 2 Florida State, 5 Syracuse, 6 Pittsburgh and 9 Duke.

■ **Four Straight Ranked Foes** — Beginning with UofL's Dec. 21 game against No. 6 Kentucky, the Cardinals are in the midst of a stretch of four consecutive games against Top 25 Associated Press ranked opponents. It is the first time that UofL has ever faced four straight ranked foes in the regular season. The Cardinals have faced three straight ranked opponents during the regular season on five occasions (1949-50, 1991-92, 1997-98, 2008-09, 2012-14). UofL has played as many as four ranked teams consecutively on three previous occasions, all of which were a closing postseason competition run: five straight in 1974-75, and four straight in 1958-59 and 2011-12.

■ **Snider MVP** — Quentin Snider was named as the Most Valuable Player of UofL's game against Kentucky by the Bluegrass Sports Commission. He delivered a career-best 22 points, grabbed a career-high matching six rebounds and handed out a game-high five assists. The 22 points for Snider were the most for a Louisville native against Kentucky since DeJuan Wheat's 23 points in an 88-86 win over the Wildcats on Jan. 1, 1995. He also had two steals after producing a single steal in UofL's first 11 games.

Snider's efforts also earned him USBWA Oscar Robertson National Player of the Week honors, as well as the ACC Player of the Week for games Dec. 19-25. He is the first Cardinal to be named a national player of the week since Montrezl Harrell in 2014. He was the first Cardinal honored by the ACC this year.

Snider scored eight points and handed out an assist in 23 minutes of action against Virginia on Wednesday.

■ **Cardinal Spurts** — In its first 13 games this season, Louisville has produced 26 runs of 8-0 or better, including a 9-0 second-half run in its last game against Virginia. The Cardinals had a season-best 26-0 run against Eastern Kentucky. Louisville has forced its opponents into 34 scoring droughts of three minutes or more, including a 4:44 scoring drought in its last game against Virginia. UofL's defense produced a season-best 9:00 period of scoreless defense against Eastern Kentucky.

■ **Cards' Trio Rare in Top 15** - Louisville is one of only two schools in the nation with its football, men's basketball and women's basketball programs each ranked among the Associated Press' top 15 (football: No. 15; women's basketball: No. 8; men's basketball: No. 6 through Dec. 25; West Virginia is other team with those teams ranked). The Cards have four additional sports ranked among the nation's top teams in men's soccer (8th), field hockey (8th), women's swimming (11th) and men's swimming (8th). UofL's men's soccer team was the No. 4 overall seed in the NCAA Championship and advanced to the Elite Eight. UofL's women's cross country team advanced to the NCAA Championship for the first time in school history and the Cardinals' field hockey team competed in the NCAA Tournament.

■ **Block Birds** — UofL's 86 blocked shots (6.6 per game) ranks eighth in the nation. The Cardinals have blocked at least four shots in nine of its 13 games this season. UofL swatted a season-high 14 blocked shots against Eastern Kentucky three games ago, its third double-digit blocked shot total of the season (10 vs. Evansville, 11 vs. William & Mary). UofL has had 10 or more swats in a game six times over the last six years, three of which that have occurred this season. Four Cardinals have set career highs in blocked shots: Anas Mahmoud with six vs. Wichita State, Mangok Mathiang with five vs. William & Mary, Jaylen Johnson with six vs. Southern Illinois and Donovan Mitchell with four swats vs. W&M, which was one more than he had during his entire freshman season. Mathiang has blocked a shot in 67 career games and Mahmoud has swatted a shot in 35 career games.

■ **Impressive Academic Performance** -- While the University of Louisville men's basketball team has performed well on the court, the Cardinals have excelled in the classroom as well. The team produced a collective 3.27 grade point average for 2015-16, just below its record 3.40 GPA from the 2013-14 season. Louisville has received an NCAA Public Recognition Award each of the last four years for ranking among the top 10 percent in men's basketball in the Academic Progress Rate, which measures academic eligibility, retention and graduation for student-athletes. The Cardinals had a perfect 1000 APR in the most recent four-year period, all while winning a combined 123 games — the second-most in the nation in that stretch — and the Cardinals won the 2013 NCAA Championship and reached the 2012 Final Four.

UofL had a collective 3.38 GPA for the 2016 spring semester and 14 of 15 Cardinals earned a 3.0 or better, including 10 with a 3.4 or higher GPA. The men's basketball team has been around a collective 3.0 GPA for 16 consecutive semesters. Louisville placed a league-high seven individuals on the 26-member 2016 ACC All-Academic Team. Prior to entering the ACC, UofL's men's basketball team earned four straight league Team Academic Excellence Awards, recognizing the highest collective grade-point averages in each of the conference sports (2014 American Athletic Conf., 2011-13 Big East).

■ **Cards Continue Productive Defense** — Louisville teams under Rick Pitino have been known for their defensive intensity and the 2015-16 unit followed in that tradition. Last season, UofL limited its opponents to 58 or less points in 13 games, allowing an average of 61.1 points, which ranked sixth in the nation in scoring defense. Louisville committed fewer turnovers than its opponent in 23 games and was 19th in the nation in turnover margin (+3.0), committing single-digit turnovers in seven games.

Louisville has ranked among the nation's top 40 in field goal percentage defense in 12 of the past 14 years, including last season's .390 percentage, which was ninth in the nation. UofL held 16 of its opponents under 40 percent shooting from the field last year, nine under 36 percent and five under 30 percent.

■ **Challenging Schedule** — Louisville will face a challenging schedule for the 2016-17 season. The Cardinals have played a schedule ranked among the top 16 toughest by the ratings percent index (RPI) in seven of the last nine seasons. Twenty-three of the Cardinals' 31 games will be played against teams that participated in post-season competition last season, including 16 from the 2016 NCAA Tournament. A total of 25 of the Cardinals' games will be played against teams that won 20 or more games last season. Louisville's overall schedule is ranked eighth in the RPI through Dec. 28 and its non-conference schedule is 11th in the nation.

Eighteen of Louisville's 31 games this season will be against teams that were ranked among the nation's top 25 or were receiving votes in the preseason USA Today coaches poll, including five games among teams in the top seven (1 Duke, 4 Kentucky, 6 North Carolina, 7 Virginia twice, 12 Indiana, 15 Purdue, 17 Syracuse twice; receiving votes: Florida State, Miami, Notre Dame twice, Virginia Tech, Clemson, Pittsburgh twice, Wichita State). Five of the top 17 teams in the preseason poll hailed from the ACC including No. 14 Louisville, with six more among those receiving votes.

■ **Notre Dame Awaits Next** — Louisville will play its first ACC road game of the season as the Cardinals visit the Notre Dame Fighting Irish in Notre Dame, Ind. on Jan. 4 at 9 p.m. ET (ACC Network/WAVE-TV in Louisville). Notre Dame (11-2), ranked 24th by both AP and USA Today, has lost only to No. 1 Villanova and No. 15 Purdue in neutral site games this season. The Fighting Irish lead the nation in assists turnover ratio (2.03) and free throw percentage (.847), and are seventh in assists per game (18.7), 12th in three-point field goals per game (10.2), 28th in three-point field goal percentage (.401), 18th in scoring margin (+18.2), and 30th in scoring offense (83.6 ppg). Louisville has a 20-14 series advantage over Notre Dame, but the Cardinals have won four of the 12 matchups at Notre Dame. In the last meeting, the Fighting Irish won 71-66 over Louisville at Notre Dame as Demetrius Jackson scored 27 points and Steve Vasturia added 20 for the Irish (2-13-16). Notre Dame will play its first ACC game of the season at Pittsburgh on Dec. 31 prior to facing the Cardinals. UofL has won its first conference road game in each of the last nine seasons.

■ **Guide Online** — The UofL Men's Basketball Guide is available online at GoCards.com, specifically at <http://gocards.com/sports/2016/10/10/2016-17-mens-basketball-media-guide.aspx>.

## '16-17 NATIONAL RANKINGS

### Associated Press (Dec. 26)

1	Villanova
2	UCLA
3	Kansas
4	Baylor
5	Duke
6	Louisville
7	Gonzaga
8	Kentucky
9	North Carolina
10	Creighton
11	West Virginia
12	Virginia
13	Butler
14	Wisconsin
15	Purdue
16	Indiana
17	Xavier
18	Arizona
19	Saint Mary's
20	Florida State
21	Oregon
22	USC
23	Cincinnati
24	Notre Dame
25	Florida

### ESPN/USA Today (Dec. 26)

1	Villanova
2	UCLA
3	Kansas
4	Baylor
5	Duke
6	Gonzaga
7	Louisville
8	Kentucky
9	Creighton
10	North Carolina
11	Virginia
12	West Virginia
13	Butler
14	Wisconsin
15	Purdue
16	Indiana
17	Xavier
18	Arizona
19	Saint Mary's
20	Florida State
21	Oregon
22	USC
23	Cincinnati
24	Notre Dame
25	South Carolina

### Louisville in the Polls

Date	AP	USAT	Date	AP	USAT
preseason	13	14	Dec. 5	11	13
Nov. 14	12	12	Dec. 12	11	11
Nov. 21	10	10	Dec. 19	10	11
Nov. 28	14	14	Dec. 26	6	7

■ **Cards Sixth All-Time in the Polls** — Louisville has been ranked in the Associated Press poll on 611 occasions, sixth most all-time. UofL has been ranked among the nation's top 15 in the preseason poll five of the last six years (13th this year, unranked in 2015-16, eighth in 2014-15, third in 2013-14, second in 2012-13, ninth in 2011-12). Until the first three polls of 2014-15, the last time UofL had not been in the poll was March 5, 2012 -- a year in which UofL advanced to the Final Four.

■ **Success vs. Top 25 Foes** -- Louisville has won 34 of its last 61 against AP ranked opponents, falling to No. 12 Virginia on Dec. 28 in its last Top 25 matchup. UofL has a 51-42 record against Top 25 teams over the last 10 years (2-2 this year, 3-5 in 2015-16, 4-7 in 2014-15, 5-5 in 2013-14, 9-3 in 2012-13). UofL has been victorious eight of the last 18 times it has faced an AP top-five foe. UofL has won 19 of its last 38 games when facing Top 10 teams, spanning the last 10 years.

■ **Ear It Pronunciations** -- Trouble with pronunciations? Check out the Ear It pronunciations for the Cardinals' players from the men's basketball roster on [www.GoCards.com](http://www.GoCards.com). The links next to player names on the roster are supplied by TheNameEngine.com, an interactive audio service that provides proper audio pronunciations and phonetic spellings.

■ **Cards Have 14 Straight 20-Win Seasons** — Louisville is one of four Division I schools in the nation which has won 20 or more games in each of the past 14 seasons. Reaching 20 victories during the 2015-16 season and extending their streaks are Kansas (27), Duke (20), Gonzaga (18) and Louisville (14). UofL Coach Rick Pitino has won at least 20 games in a season on 24 occasions, ranking him fifth among active coaches in 20-win seasons and 11th overall. Pitino won 30 in a single season for the sixth time in 2013-14. UofL has won at least 19 games in 42 of the last 46 years.

■ **Mathiang, Snider Named Team Captains** — Senior forward/center Mangok Mathiang and junior guard Quentin Snider were selected as team captains for the Cardinals' 2016-17 season. One of three captains last season, the 6-10 Mathiang averaged 7.1 points, 5.7 rebounds and 1.2 blocked shots in the first 10 games before a broken foot sidelined him for the rest of the year. He was the MVP of the Brooklyn Hoops Holiday Invitational championship game when he produced a double-double with 17 points and 13 rebounds. Second on the team in minutes played last season, and a team-leading 3.5 assists as a sophomore. His 109 assists and just 40 turnovers ranked him fourth in the ACC in assists-to-turnovers ratio (2.73; 43rd in the NCAA) as he committed a turnover just once in every 21.2 minutes of action. He scored a career-high 21 points at NC State, knocking down 4-of-6 three-pointers in the game. Mathiang and Snider were both members of the All-ACC Academic Men's Basketball team each of the last two years.

■ **Good Production Returns** -- While the Cardinals will miss their departed top three scorers in G/F Damion Lee (15.9 ppg, 3.9 rpg, 61 three pointers), G Trey Lewis (11.3 ppg, 2.3 apg, 46 threes) and F/C Chinanu Onuaku (9.9 ppg, 8.5 rpg, .620 FG Pct.), over half of their total production will return. Louisville returns 51 percent of its scoring from the 2015-16 squad (1183 of 2324 points), 59 percent of its rebounding (697 of 1183), 57 percent of its assists (238 of 419) and 57 percent of the total minutes played (3553 of 6200). Louisville returns 10 lettermen and two starters, with Quentin Snider as the Cardinals' leading returning scorer at 9.4 points per game a year ago.

■ **29 Former Pitino Assistants/Players Became Head Coaches** -- UofL Coach Rick Pitino has had 29 of his former assistants or players rise to a collegiate head coaching position. Pitino's son, Richard Pitino, added his name in April 2012 when he was named head coach at FIU and is now at Minnesota. There are 10 additional former assistants as current head coaches to bring the total to 11 active, including Mick Cronin at Cincinnati; Scott Davenport at Bellarmine (Division II); Kevin Keatts at UNC Wilmington; Steve Masiello at Manhattan; Marvin Menzies at UNLV; Kareem Richardson at Missouri-Kansas City; Reggie Theus at Cal State Northridge; Kevin Willard at Seton Hall; and Tubby Smith at Texas Tech. Pitino's nine Division I former assistants as current head coaches is the most in the nation. Four active coaches reached the 2016 NCAA Tournament (Cronin, Keatts, Smith and Willard).

Pitino has a collective 40-10 record in games against his former assistants (3-0 vs. Ralph Willard; 7-5 Tubby Smith; 7-0 Billy Donovan; 7-5 Mick Cronin; 1-0 Scott Davenport; 1-0 Marvin Menzies; 6-0 Kevin Willard; 2-0 Steve Masiello; 2-0 Richard Pitino; 2-0 Kareem Richardson; 1-0 Kevin Keatts; 1-0 Reggie Theus). Davenport's team won the 2011 NCAA Division II Championship. Indiana Pacers head coach Frank Vogel was a student manager for Pitino at Kentucky and his video coordinator with the Celtics. Pitino coached former Golden State Warriors coach Mark Jackson at the New York Knicks. Donovan moved from Florida to the NBA's Oklahoma City Thunder. Eastern Kentucky coach Dan McHale was a program assistant for two seasons on Pitino's first staff at Louisville and was director of video operations for two additional years. Eight former Pitino players also became collegiate head coaches, four of which are currently active including Travis Ford of Saint Louis University; Allen Edwards of Wyoming; Mark Pope of Utah Valley; and Masiello. Including games against both his former assistants and former players who went on to become collegiate head coaches, Pitino is 47-11 overall (record vs. former players as head coaches: 3-1 vs. Travis Ford, 2-0 vs. John Pelphrey, 1-0 Scott Padgett, Mark Pope 1-0 and Donovan).

■ **Non-Conference Success** -- Louisville has a 201-45 record (.815) against non-conference opponents in Coach Rick Pitino's 16 seasons (includes post-season). The Cardinals are 140-10 at home in regular season non-conference games under Pitino, including a 63-3 mark over the last seven seasons in the KFC Yum! Center.

■ **Pitino Fourth in Wins in 32 Seasons** -- Early in the 2016-17 season, UofL Coach Rick Pitino already ranks fourth in most career coaching victories through 32 seasons. Pitino's 756 victories place him 16 wins behind Jim Boeheim for third on the list.

#### Best Career Coaching Starts by Wins - 32 Seasons

Coach, School	Seasons	W	L	Pct.
1. Mike Krzyzewski, Army & Duke.....	1976-2007	775	261	.748
2. Dean Smith, North Carolina.....	1962-93	774	223	.776
3. Jim Boeheim, Syracuse.....	1977-2008	771	278	.735
4. <b>Rick Pitino, Hawaii, Boston U., Providence, Kentucky &amp; Louisville .....</b>	<b>1976, 79-83, 86-87, 90-97, 2002-16</b>	<b>756</b>	<b>264</b>	<b>.741</b>
5t. Lute Olson, Long Beach St., Iowa & Arizona .....	1974-2005	740	256	.743
5t. Bob Huggins, Walsh, Akron, Cincinnati, Kansas St. & West Virginia.....	1981-2005, 07-14	740	302	.710

#### Most Final Four Appearances All-Time

12 John Wooden
12 Mike Krzyzewski
11 Dean Smith
8 Roy Williams
<b>7 Rick Pitino</b>
7 Tom Izzo

## HEAD COACH RICK PITINO

In his 32nd season as a collegiate head coach and 16th at Louisville, UofL Coach Rick Pitino has compiled a 756-264 overall record (402-136 at UofL). A member of the Naismith Memorial Basketball Hall of Fame, he



is the first coach to take three different schools to the NCAA Final Four -- including his 2005, 2012 and 2013 Cardinal teams -- and the first to win an NCAA Championship at two different schools after guiding Louisville to the 2013 NCAA title. Among active coaches, Pitino (Massachusetts '74) has the second-highest winning percentage in NCAA Tournament games (.746 winning percentage, 53-18 record in 20 NCAA tournament appearances) and his overall .741 winning percentage entering the season ranks him 14th among active coaches. He guided Kentucky to three NCAA Final Four appearances in eight seasons (1989-97), winning the 1996 NCAA Championship and reaching the national title game in 1997. He has also served as head coach at Providence College (1985-87, 1987 Final Four), Boston University (1978-83), Hawaii (last six games in 1975-76) as well as the NBA New York Knicks (1987-89) and Boston Celtics (1997-2001). Pitino has a 7-4 record against Indiana (2-1 at Louisville, 5-3 at Kentucky).

#### Rick Pitino Collegiate Head Coaching History

School	First yr.	Last yr.	W	L	Pct.
Hawaii	1975-76	1975-76	2	4	.333
Boston U.	1978-79	1982-83	91	51	.641
Providence	1985-86	1986-87	42	23	.646
Kentucky	1989-90	1996-97	219	50	.814
Louisville	2001-02	Present	402	136	.747
Total (31 seasons)			756	264	.741

#### Pitino's Milestone Collegiate Victories

No.	Date	Score
1	2/28/76	Hawaii 82, Portland 58
100	12/21/86	Providence 93, Howard 84
200	3/22/92	Kentucky 106, Iowa State 98
300	1/20/96	Kentucky 124, TCU 80
400	12/7/03	Louisville 56, Holy Cross 40
500	11/24/07	Louisville 64, Old Dominion 53
600	11/11/11	Louisville 83, UT Martin 48
700	11/26/14	Louisville 45, Cleveland St. 33
750	11/24/16	Louisville 62, Wichita State 52

#### Pitino's Milestone Louisville Victories

No.	Date	Score
1	11/18/01	Louisville 92, South Alabama 38
100	12/4/05	Louisville 67, Arkansas State 55
200	3/27/09	Louisville 103, Arizona 64
300	3/4/13	Louisville 67, Cincinnati 57
350	12/14/14	Louisville 68, UNC Wilmington 57
400	12/10/16	Louisville 102, Texas Southern 71

#### Active Coaches with 700 wins (through Dec. 28)

Coach, school	Record	Pct.
Mike Krzyzewski, Duke	1055-322	.766
Jim Boeheim, Syracuse	892-345	.721
Bob Huggins, West Virginia	802-322	.713
Roy Williams, North Carolina	795-211	.791
Rick Pitino, Louisville	756-264	.741



■ **Mitchell, Adel Candidates for National Awards** — UofL guard Donovan Mitchell is among 20 watch list members for the 2017 Jerry West Shooting Guard of the Year Award, while forward Deng Adel is among the 20-player watch list for the 2017 Julius Erving Small Forward of the Year Award. Both annual awards are in their third year being presented by the the Naismith Memorial Basketball Hall of Fame. Mitchell, a communication major from Greenwich, Conn., and Duke's Grayson Allen are the only two ACC representatives on the watch list for the West Award. Adel, a communication major from Melbourne, Australia, is one of six ACC representatives on the watch list for the Erving Award. By mid-February, the watch list will be narrowed to 10 and then will be down to five finalists in March. The winner of both awards will be presented at the ESPN College Basketball Awards Show in Los Angeles on April 7, 2017.

■ **Cards' Class Among Nation's Best** -- Four outstanding high school products have each signed a national letter-of-intent with UofL, ranking this Cardinal group among the nation's top recruiting classes. The list of impressive signees includes **Jordan Nwora**, a 6-7, 215-pound forward from Buffalo, N.Y. and Vermont Academy in Saxtons River, Vt.; **Darius Perry**, a 6-2, 170-pound guard from Powder Springs, Ga. and Wheeler High School in Marietta, Ga.; **Lance Thomas**, a 6-8, 210-pound forward from Norcross (Ga.) High School; and **Malik Williams**, a 6-11, 215-pound forward/center from Snider High School in Ft. Wayne, Ind.

**Nwora** (pronounced nuh-WOR-uh) averaged 23.4 points and 10.1 rebounds as a senior last season in leading The Park School in Buffalo, N.Y. to the Manhattan Cup Class A final. He will play his final prep season at Vermont Academy in Saxtons River, Vt. A two-time All-West New York selection, Nwora enters the year ranked No. 89 nationally by Rivals.com, 109th by 247Sports.com, and is No. 91 in the ESPN 100.

**Perry** averaged 15.0 points, 4.3 assists, 4.0 rebounds and 3.1 steals as a junior last season as Wheeler posted a 22-6 record before falling in the first round of the Georgia state playoffs. Honored as a first-team all-region pick as a junior, Perry is ranked is No. 53 nationally in the ESPN 100, 63rd by 247Sports.com, 76th by Scout.com and 82nd by Rivals.com.

**Thomas** averaged 8.3 points, 6.6 rebounds and 3.7 blocked shots as a junior last season in helping his Norcross High School team to a 26-4 record and the Georgia Class AAAAAA Sweet 16 before falling to eventual state champion Westlake. A first-team All-Region 7 selection last year, Thomas is ranked No. 76 nationally by 247Sports.com and No. 121 by Scout.com, which lists him as the 16th-best power forward in the nation.

**Williams** averaged 21.2 points, 13.1 rebounds, 2.9 blocked shots and connected on 36 percent of his three-point attempts as a junior last season in helping his Snider High School team produce a 14-9 record. A first-team All-Summit Athletic Conference selection as a junior, Williams is ranked No. 21 nationally Scout.com, No. 29 by Rivals.com, No. 30 by 247Sports.com and is No. 41 the ESPN 100.

■ **Cards vs. Non-Conference Foes** -- Louisville has won 54 of its last 55 non-conference games at home in the KFC Yum! Center, spanning the last seven seasons. The Cardinals won 35 straight over non-conference opponents between falling to Kentucky on Dec. 27, 2014 and its previous home non-conference loss on Dec. 31, 2010 to Kentucky. The only other non-conference loss UofL has suffered in the KFC Yum! Center was a 52-46 setback at the hands of Drexel on Dec. 14, 2010. In its seventh season in the spectacular KFC Yum! Center, Louisville has an overall 107-14 record in home games, including a 63-3 record against non-conference opponents. The Cardinals have won their last 18 home games against non-conference opponents. UofL has won 42 consecutive home games in November spanning the last 25 years, including a perfect 29-0 record in the KFC Yum! Center.

■ **21 Sweet 16s for Cards** — Louisville advanced to its 21st NCAA Sweet 16 in 2014-15, its fourth straight. Only three teams have had more Sweet 16 appearances than Louisville's 21 since the NCAA began Sweet 16 records in 1975 (North Carolina 27, Duke 25, Kentucky 24). The Cardinals have won seven of their last eight regional semifinal games. Louisville has been to at least the Sweet 16 in seven of the last 12 years. Louisville's NCAA Sweet 16 teams: 1975, 1978, 1979, 1980, 1982, 1983, 1984, 1986, 1988, 1989, 1993, 1994, 1996, 1997, 2005, 2008, 2009, 2012, 2013, 2014, 2015.

■ **Sweet 16 Success** -- Louisville is one of just teams that have reached the NCAA Tournament Sweet 16 in four of the last five years. Only Louisville (missed the Sweet 16 in 2016), Michigan State (missed in 2016), and Wisconsin (missed in 2013) have been to four Sweet 16s from 2012-16.

■ **Cardinals Have Reached 14 Elite Eights** -- Louisville has reached the NCAA Elite Eight on 14 occasions, including five of the last nine years. Louisville's 14 Elite Eight appearances rank sixth nationally. The NCAA recognizes Elite Eight records since 1951, the first year that all teams in the tournament would be required to win at least one game to advance to the Elite Eight. The Cardinals have a 10-4 record in regional championship games, winning two of their last three. (UofL years in Elite Eight: 1959, 1972, 1975, 1980, 1982, 1983, 1986, 1997, 2005, 2008, 2009, 2012, 2013, 2015).

**NCAA Sweet 16 Appearances (since 1975)**  
North Carolina. 27  
Duke..... 24  
Kentucky ..... 24  
**Louisville..... 21**  
Kansas ..... 21

**NCAA Elite Eight Appearances (since 1951)**  
Kentucky ..... 32  
North Carolina. 25  
Duke..... 20  
Kansas ..... 20  
UCLA..... 20  
**Louisville..... 14**  
Michigan State 13

### Louisville has won ...

... 48 of its last 64 post-season tournament games over the last 12 years (including conference, NCAA and NIT since 2005).

Louisville is 25-4 in the postseason over the last five years.

... 26 of its last 34 games in the NCAA Tournament (since 2005), advancing to the final eight teams five times in the last nine years (2008, 2009, 2012, 2013, 2015).

... 30 of 38 games during the month of March over the last five years.

... 157 games over the last six years, tied for the fifth-most wins in the nation in that stretch. Louisville is one of just three teams to win at least 30 games in three of the last five seasons (also Kentucky, Wichita State), winning a school-record 35 victories during the Cardinals' 2012-13 NCAA Championship season.

... 20 games for the last 14 straight seasons, a feat accomplished by only four schools.

... 12 ACC regular season games in 2014-15 and 2015-16. Louisville has won at least 10 league games for nine straight seasons. UofL has finished in the top three in its conference six of the last 10 years.

... 10 of its last 11 conference tournament games. Louisville is 15-3 with three championships over its last seven conference tournaments, reaching the title game five times. Louisville has won three of the last four conference tournament titles in which it has participated.

### ■ Cards Among Nation's Best in Pitino

**Era** — Louisville is among 17 programs in the nation that have won at least 70 percent of its games over the last 16 years. Louisville has a .747 winning percentage since UofL Coach Rick Pitino took over the reins of the Cardinal program, sixth best in the nation.

### Best Winning Percentage Last 16 Years

Louisville is among the top 20 programs in the nation in winning percentage over the last 16 seasons under Pitino. (records through Dec. 28)

School	2016-17	2001-16	Total	Pct.
Kansas	11-1	448-95	459-96	.827
Gonzaga	12-0	414-95	426-95	.818
Duke	12-1	435-98	447-99	.817
Kentucky	10-2	410-124	420-126	.769
Memphis	9-4	398-127	407-131	.757
<b>Louisville</b>	<b>11-2</b>	<b>391-134</b>	<b>402-136</b>	<b>.747</b>
Pittsburgh	10-2	385-134	395-136	.744
Wisconsin	12-2	379-138	391-140	.736
Syracuse	8-5	389-138	397-143	.735
North Carolina	11-2	392-144	403-146	.734
Florida	9-3	386-145	395-148	.727
Arizona	11-2	368-145	379-147	.721
Michigan State	9-5	386-152	395-157	.715
Xavier	10-2	360-147	370-149	.713
Connecticut	5-7	374-146	379-153	.712
Butler	11-1	356-149	367-150	.710
Ohio State	10-3	351-146	361-149	.708

### ■ Cards Chosen Fourth in ACC Preseason Poll

— UofL was picked to finish fourth in the Atlantic Coast Conference in 2016-17 in a preseason media poll with Duke as the league favorite. Duke junior guard Grayson Allen was honored as the preseason Player of the Year while NC State freshman guard Dennis Smith, Jr. was chosen the ACC Preseason Rookie of the Year. Louisville did not have a player on the preseason all-conference team, but UofL forward V.J. King received votes in the rookie voting. Louisville finished fourth in each of its first two years in the ACC. The 64th annual ACC Tournament will be played March 7-11 at the Barclays Center in Brooklyn, N.Y.

■ **Cards Have Been Tough on the Road** — UofL has a 65-39 record over the last 11 years on its opponent's home court (.625). Louisville has posted a 10-8 road record in its first two years in the ACC. UofL had the most road victories of any school in Big East Conference games over its last seven years in that league and was a league-best 8-1 in its road games in The American during the 2013-14 season. The Cardinals have a 56-33 record in conference games on the road over the last 11 seasons (.629). In neutral site games, Louisville has a 34-7 record over the last five years (.829) and a 44-14 neutral site record over the last eight years (.759).

In conference games overall, Louisville had the most Big East Conference victories over its eight years in that league during the regular season (from 2005 to 2013). Louisville had a 95-45 Big East record in league victories during the regular season, just ahead of Syracuse and Pittsburgh (both at 92-48). Louisville finished fourth in each of its first two years in the ACC with a 12-6 league record each season.

■ **Five-League Champs** -- UofL Coach Rick Pitino is the only coach to win both regular season and tournament championships in five different conferences, including three while at Louisville (ECAC North Atlantic, Southeastern, Conference USA, Big East, American).

■ **Card File** -- Louisville is No. 8 in the RPI, 9 in the Sagarin Ratings and 8 in Ken Pomeroy's rankings through Dec. 28 ... Louisville has outrebounded 11 of its 13 opponents this season, including six by double-digit margins. Virginia held a 31-26 margin on the boards in UofL's last game. The Cardinals are 22nd in the nation in rebounding margin (+8.8) ... In the first half of its 12 games, Louisville has allowed an average of 27.4 points and 34.2 percent shooting from the field ... Louisville's free throw percentage has improved lately as the Cardinals have hit 67.4 percent at the line over its last eight games (129-of-191; first five games: .641). UofL shot a season-high 84.2 percent at the line at Grand Canyon (16-of-19). Louisville has made 72.4 percent of its free throws in road/neutral site games this season (63-of-87) ... Jaylen Johnson's 98 rebounds in 13 games this season are 42 percent of his career boards. His 7.5 rebounds per game this year is 12th in the ACC. Johnson pro-rated rebounding average of 14.3 over 40 minutes is the best on the team ... Attendance for UofL basketball games at the KFC Yum! Center surpassed the 2.5 million mark against Southern Illinois. A total of 2,598,673 fans have flocked to the arena to watch UofL play in the Cardinals' seven seasons in the spectacular facility, an average of 21,301 fans per game. The 22,783 fans that witnessed the Cardinals' victory over Kentucky on Dec. 21 was the 10th largest crowd in the facility ... Louisville has been ranked in 84 of the last 87 Associated Press polls ... Louisville has won its last 156 games when holding its opponent below 50 points, last falling when that occurred 44-41 to Western Kentucky on Jan. 10, 1945. The Cardinals limited Evansville to 47 points in the season opener ... Over the last seven seasons, Louisville has recovered from nine or more points down to win on 23 occasions ... Louisville led Baylor by 22 points in the first half (32-10 with 4:02 left in the half) ... Louisville reached the championship game of the 2016 Battle 4 Atlantis before falling to Baylor. UofL guards Donovan Mitchell and Quentin Snider were named to the five-person all-tournament team ... With its victory over Old Dominion, the Cardinals improved to 81-43 all-time in overtime games, including a 12-6 record since the 2004-05 season ... Louisville's 29.7 percent shooting from the field against Old Dominion on Nov. 23 was its lowest ever in a victory. The previous low was 30.2 percent in a 53-44 win at Memphis on Feb. 26, 2005 ... After beating Texas Southern, Louisville improved to 48-3 in first-time meetings with opponents under coach Rick Pitino, including a 19-1 record since the 2010-11 season ... UofL Coach Rick Pitino is the only former NBA coach to win 750 collegiate games ... With its 79-70 victory at Grand Canyon and Coach Dan Majerle, Louisville improved to 35-14 against coaches who were NBA or ABA All-Stars, including an 11-0 mark since 1996 and an 8-0 record under Rick Pitino ... After combining for 59 turnovers in their first public intrasquad game on Oct. 12, the Cardinals have committed 10 or fewer turnovers in five of its 13 games. Louisville is 42nd nationally in fewest turnovers per game (11.8) ... Grand Canyon's DeWayne Russell poured in 42 points against Louisville, the most the Cardinals have allowed an individual to score since Joel Curbelo of American University in Puerto Rico scored 47 against the Cardinals on Nov. 24, 1995. It was the most that an individual scored on UofL under Coach Rick Pitino since Luke Harangody of Notre Dame scored 40 on Feb. 28, 2008. Louisville won all three of those 40+ games by the opponent.

### 2016-17 ACC Preseason Media Poll

1. Duke	9. Miami
2. North Carolina	10. Virginia Tech
3. Virginia	11. Clemson
4. <b>Louisville</b>	12. Pittsburgh
5. Syracuse	13. Wake Forest
6. NC State	14. Georgia Tech
7. Notre Dame	15. Boston College
8. Florida State	

### ATLANTIC COAST CONFERENCE

(ACC Standings through Dec. 30)

School	ACC	Overall	Streak
Florida State	1-0	13-1	W 9
Virginia	1-0	11-1	W 4
Duke	0-0	12-1	W 10
Virginia Tech	0-0	11-1	W 7
North Carolina	0-0	12-2	W 2
NC State	0-0	11-2	W 6
Notre Dame	0-0	11-2	W 2
Pittsburgh	0-0	11-2	W 5
Clemson	0-0	10-2	W 8
Miami	0-0	10-2	W 6
Georgia Tech	0-0	8-4	W 2
Syracuse	0-0	8-5	W 1
Boston College	0-0	6-6	L 1
<b>Louisville</b>	<b>0-1</b>	<b>11-2</b>	<b>L 1</b>
Wake Forest	0-1	9-4	L 1

### Upcoming ACC Games

#### Saturday, December 31

Duke at Virginia Tech - ESPN2	Noon
Clemson at Wake Forest - RSN	Noon
Notre Dame at Pittsburgh - ACCN	Noon/2:00
North Carolina at Georgia Tech - ACCN	Noon/2:00
Indiana vs. Louisville - CBS	12:30
<i>Countdown Classic - Indianapolis, Ind.</i>	
Florida State at Virginia - ESPNU	2:00
NC State at Miami - RSN	4:30

#### Sunday, January 1

Syracuse at Boston College - ESPNU	12:30
------------------------------------	-------

#### Tuesday, January 3

North Carolina at Clemson - ESPN2	7:00
Boston College at Wake Forest - RSN	7:00

#### Wednesday, January 4

Georgia Tech at Duke - ESPN2	7:00
Miami at Syracuse - RSN	7:00
Virginia Tech at NC State - ACCN	9:00
Louisville at Notre Dame - ACCN	9:00
Virginia at Pittsburgh - RSN	9:00

### Louisville in ACC Statistics

Team Statistics	Stat	Rank
Scoring Offense	76.1	11
Scoring Defense	60.3	3
Scoring Margin	+15.8	8
FT Percentage	.686	12
FG Percentage	.434	14
FG Pct. Defense	.371	2
3-Pt. Percentage	.324	15
3-Pt. Percentage Defense	.280	1
Rebounding Margin	+7.8	3
Blocked Shots	6.6	2
Assists	13.9	12
Steals	7.1	7
Turnover Margin	+3.9	4
Assists-Turnover Ratio	1.18	12
3FG Made	6.3	12

#### Rebounding

12. Jaylen Johnson	7.5
18. Mangok Mathiang	6.8

#### Steals

1. Donovan Mitchell	2.2
---------------------	-----

#### Blocked Shots

2. Anas Mahmoud	2.4
10. Mangok Mathiang	1.2

#### Offensive Rebounds

3. Jaylen Johnson	3.8
-------------------	-----

#### Assists-Turnovers Ratio

2. Quentin Snider	3.00
-------------------	------

#### Free Throw Percentage

10. V.J. King	.844
---------------	------



■ **Statistical Trends** — UofL is 173-9 over the last 16 seasons under Coach Rick Pitino when scoring 80 or more points (4-0 this year, 10-0 in 2015-16, 11-0 in 2014-15) ... Over the past 16 years under Pitino, Louisville is 130-6 when shooting 50 percent or better from the field (14-0 in 2015-16, 8-0 in 2014-15) ... UofL is 320-49 when holding its opponent below 70 points over the past 16 years under Pitino (7-2 this season, 19-1 in 2015-16, 24-4 in 2014-15, 27-1 in 2013-14).

■ **Three With 400** — Louisville is the only NCAA Division I men's basketball program to have three different coaches with at least 400 victories at the school. Current Cards' Coach Rick Pitino has won 402 games in his 16th season at UofL, his predecessor Denny Crum won 675 games in 30 years (1971-2001) and Bernard "Peck" Hickman won 443 in his 23 years guiding the Cardinals (1944-67). Kansas can join that list when Bill Self wins his 400th game at Kansas (396 through Dec. 29) as Phog Allen (590) and Roy Williams (418) have at least 390 wins there.

■ **Six NBA Draft Picks in Last Four Years** -- Chinanu Onuaku, who was a sophomore forward/center for UofL last season, was selected by the Houston Rockets with the 37th pick overall in the second round of the 2016 NBA Draft.

A total of 69 former Louisville players have been selected in the NBA Draft, including six in the last four years. Terry Rozier was selected in the first round of the 2015 draft by the Boston Celtics as the 16th overall pick, while forward Montrezl Harrell was taken in the second round by the Houston Rockets as the 32nd selection. Russ Smith was selected by the Philadelphia 76ers in the second round of the 2014 NBA Draft with the 47th overall pick, and was subsequently traded to the New Orleans Pelicans. Gorgui Dieng was a first-round selection and the 21st overall pick by the Utah Jazz in 2013, with his rights subsequently traded to the Minnesota Timberwolves, where he has played the last three seasons. Peyton Siva was a second round choice of the Detroit Pistons in 2013 with the 56th pick overall.

Louisville has produced 23 first-round NBA Draft choices, including 11 in the top ten and five among the top three picks (Pervis Ellison first in 1989; Wes Unseld second in 1968; Darrell Griffith second in 1980; Charlie Tyra second in 1957; Rodney McCray third in 1983).

■ **Louisville Top College Basketball Market** -- Louisville is consistently the highest-rated television market for college basketball on ESPN. Louisville has been the top market each of the last 14 years, averaging a 4.9 rating for the 2015-16 season. Louisville was over two points higher than second-place Raleigh-Durham, which averaged a 2.7 rating. The remaining top 10 was Kansas City (2.5), Greensboro-High Point (2.5), Cincinnati (1.8), Dayton (1.7), Greenville (1.7), Indianapolis (1.6) and Memphis (1.5). The Cardinals' NCAA Sweet 16 game against Kentucky in 2014 drew a 51.5 rating and 73 share, making it the second highest-rated event in Louisville television history. Louisville's 2013 NCAA Championship game against Michigan is the top-rated television event all-time in the Louisville market.

■ **International Flavor** — Louisville had an international flavor with four players on its roster hailing from foreign countries. Mangok Mathiang was born in Sudan, Africa and lived in Melbourne, Australia where he also played rugby and Australian Rules Football before coming to the United States. He played a season at Carbondale (Ill.) Brehm Prep School. Deng Adel followed a similar path as he was born in the Sudan, grew up in Australia and spent his senior year of high school in Florida. From Cairo, Egypt, Anas Mahmoud played a year at West Oaks Academy in Orlando, Florida before joining UofL. Matz Stockman, from Oslo, Norway, attended school in Spain's Canary Islands during the 2013-14 season before his trek to the U.S.

■ **Seventh Season in KFC Yum! Center** -- This is Louisville's seventh season in the spectacular KFC Yum! Center, located on the banks of the Ohio River in downtown Louisville. The Cardinals had previously played basketball for 54 years in Freedom Hall (1956-2010). The 22,000-seat multi-purpose arena was built at a cost of \$238 million and includes 71 luxury suites, 62 four- or six-seat premium boxes, over 2,000 side-court club seats and four party suites with a seating capacity of 32 each.

UofL's men's and women's teams have permanent locker rooms. There are five additional team locker rooms, two officials locker rooms, five star dressing rooms, a full-function media work room and a full-sized basketball practice court on the event level. The seven levels of the arena (including the upper catwalk) include a collective 721,762 square feet, or roughly the area of 13 football fields.

After passing through the one and a half acre landscaped entry plaza that features a basketball-themed fountain, entering fans can visit the 2,500-square foot UofL adidas store, the 3,000-square foot UofL Hall of Honor, or head to their seats using one of the eight escalators or seven elevators within the building.

Lounge space is abundant within the arena.

Four spacious donor rooms are available for Cardinal fans, including three that overlook the Ohio River.

The 7,000-square foot main concourse restaurant overlooks the river and a main concourse sports bar has views directly into the arena bowl. Two 4,000-square foot club lounges on the event level, as well as the terrace club and premium box lounges, provide amenities for their respective patrons. The KFC Yum! Center served as the site for the NCAA Men's Basketball Tournament second and third rounds in 2012 and 2015, the NCAA South Regional in 2016 and was the site for the 2012 NCAA Women's Volleyball Championship on December 13 and 15.



## ■ Mathiang A Good Works Team Nominee

-- UofL center Mangok Mathiang is among a group of 181 nominees for the 2017 Allstate National Association of Basketball Coaches (NABC) Good Works Team. The distinguished award shines a spotlight on a select group of student-athletes who have shown dedication to community service and leadership.

Former UofL guard Peyton Siva received recognition on the Allstate NABC Good Works team as a senior in 2013.

A redshirt senior, Mathiang is a team captain for the second straight year. Over the past three years, he has accumulated the most community service hours on the Cardinals' team. A communications major, Mathiang has developed an amazing reputation for being a kind, gentle-hearted young man.

Among the many service projects in which he has participated include the Louisville Coalition for the Homeless & Salvation Army- Stand Down 2016, a speaker at elementary schools, Dare to Care food bank, Metro Parks and Recreation Adaptive and Inclusive Recreation Program, multiple hospital visits and many other community service initiatives. He has been a leader off the court and on it, as a starter or key reserve. He was one of a league-leading seven Louisville student-athletes honored on the 2016 All-ACC Academic Men's Basketball Team and has regularly achieved recognition on the UofL Athletic Director's Honor Roll.

The 181 NABC nominees were submitted by sports information directors and college basketball coaches across the country. The final roster of 10 award recipients will be unveiled in February. Members of the Allstate NABC Good Works Team will be invited by Allstate, an official corporate partner of the NCAA, to the 2017 NABC Convention and 2017 NCAA Men's Final Four in Phoenix, where they will participate in a community service project benefiting the city.

More information about the Allstate NABC Good Works Team is available at [www.nabc.org](http://www.nabc.org).

## UofL Radio Network Affiliates

<b>WHAS</b>	840 AM	Louisville, Ky.
<i>(Flagship Station)</i>		
<b>WKRD</b>	790 AM	Louisville, Ky.
<b>WCKY</b>	1530 AM	Cincinnati, Ohio
<b>WWRW</b>	105.5 FM	Lexington, Ky.
<b>WSFC</b>	1240 AM	Somerset, Ky.
<b>WYMC</b>	1430 AM	Mayfield, Ky.
<b>WLME</b>	102.7 FM	Owensboro, Ky.
<b>WPAD</b>	1560 AM	Paducah, Ky.
<b>WCCK</b>	95.7 FM	Calvert City, Ky.

## Sirius XM Satellite Radio

The radio broadcast is also available for a fee through GoCards.com and CardsMobile, the Cards' official Android/iPhone app.

■ **Anniversary Year for Two Final Four teams** — The 2016-17 season marks notable anniversaries for two of Louisville's Final Four teams. It is the 45th anniversary for UofL's 1972 NCAA Final Four team (26-5 record), which was guided by future Hall of Fame Coach Denny Crum in his first season with the Cardinals. The Missouri Valley Conference Co-Champions featured five senior starters, including All-America guard Jim Price (1,460 career points, 1969-72), forward Ron Thomas, whose 13.0 career rebounding average is the fourth-best ever at UofL (1970-72), and 1,000-point scorer Al Vilcheck (1,048 points, 1969-72). This season also marks the 35th anniversary of the Cardinals' 1982 Final Four team, which had six seniors on its roster. Crum's fourth Final Four team, which was runner-up in the Metro Conference, included four starters that totaled over 1,000 career points in Derek Smith (1,826), Lancaster Gordon (1,614), Jerry Eaves (1,250) and Rodney McCray (1,247). The Cardinals beat UAB on its home floor to win the MidEast Regional.

■ **Tickets Available** -- A limited number of single-game tickets for UofL home games are on sale now. Tickets are \$82 for Duke and Notre Dame; and are \$65 for all other ACC games. Tickets are sale at the UofL Ticket Office, located near Gate 2 of Papa John's Cardinal Stadium at 2800 South Floyd Street. The ticket office is open weekdays from 9 a.m. until 5 p.m. Cardinal fans may also purchase tickets by visiting Ticketmaster online at [www.ticketmaster.com](http://www.ticketmaster.com), calling 1-800-745-3000 or by visiting any Ticketmaster Ticket Center, including the KFC Yum! Center.

■ **La Poderosa Broadcast Six** — Six UofL home men's basketball games will be broadcast this season in Spanish on La Poderosa (WTUV, 620AM). The remaining two games include Jan. 19 vs. Clemson and Feb. 18 vs. Virginia Tech. Carlos Lucio and Elvis Martinez call the action for the broadcasts in UofL's effort to reach out to the Hispanic community for the last 12 years. All of U of L's home football games over the last 12 years have also been broadcast in Spanish.

## Cardinals in the NCAA Tournament

■ Louisville made its 41st NCAA Tournament appearance in 2015. The Cardinals have reached the NCAA Tournament 32 of the last 40 years (nine of the last 10, 12 of the last 14, 14 of the last 18 years, 20 of last 25). The Cards have reached the Sweet 16 on 21 occasions and have advanced to the Elite Eight four of the last seven seasons. Louisville is sixth in tournament victories (75) and is fifth in NCAA Tournament appearances (41). UofL has a 75-42 overall NCAA Tournament record, reaching the Final Four 10 times.

■ Only four teams -- Kentucky (56), North Carolina (47), UCLA (46), and Kansas (45) -- have more NCAA Tournament appearances than Louisville's 41.

■ U of L Coach Rick Pitino has a 53-18 record in NCAA Tournament play (.746), ranking him second among active coaches in winning percentage and 10th all time. Only three coaches have coached more Final Four teams than Pitino's seven, a feat matched by one other. Pitino is the first coach to win an NCAA Championship at two different schools; the first to lead three different teams to the Final Four; is one of 11 coaches to lead four different schools to the NCAA Tournament; and one of 10 active collegiate coaches who have won an NCAA Championship.

■ Only three teams have been to more Sweet 16 appearances than Louisville's 21 since the NCAA began Sweet 16 records in 1975 (North Carolina 27, Kentucky 26, Duke 25; Kansas is tied with Louisville/21).

■ U of L Coach Rick Pitino has guided 20 teams to NCAA tournament appearances, including 12 of his last 14 years at Louisville (nine of the last 10 years). His last six straight Kentucky teams reached the NCAA Tournament. The Wildcats won the 1996 NCAA title and were national runner-up in 1997 under his guidance.

■ **High Ratings** — Louisville's Dec. 21 game against Kentucky was the highest-rated college basketball game to date this season. The 31.7 local rating in Louisville tied an ESPN record for a regular season college basketball local rating for the Louisville market.

### NCAA Division I Most Victories

School	First Year	Yrs.	Won	Loss	Pct.
1. Kentucky	1903	113	2205	682	.764
2. Kansas	1899	118	2186	836	.723
3. North Carolina	1911	106	2173	774	.737
4. Duke	1906	111	2087	864	.707
5. Syracuse	1901	115	1943	865	.692
6. Temple	1895	120	1870	1037	.643
7. Notre Dame	1898	111	1819	984	.649
8. UCLA	1920	97	1818	819	.689
9. St. John's	1908	108	1803	980	.648
10. Indiana	1901	116	1783	1003	.640
11. Louisville	1911	102	1778	892	.666
12. Brigham Young	1903	114	1764	1059	.625
13. Arizona	1905	111	1762	927	.655

### All-Time NCAA Final Four Appearances

North Carolina...	19
UCLA.....	17
Kentucky .....	17
Duke.....	16
Kansas .....	14
Ohio State .....	11
<b>Louisville.....</b>	<b>10</b>
Michigan State.....	9
Indiana.....	8

### UofL in the NCAA Tournament

NCAA Tournament Appearances .....	41
(32 of the last 39 years; 20 of last 24)	
All-Time NCAA Tourn. Record.....	75-42
Sweet 16 Appearances.....	21
Final Four Appearances.....	10
NCAA Championships .....	3
Pitino's NCAA Tourn. Record .....	53-18
Pitino's NCAA Tourn. Appearances..	20

■ **Cards Win Billy Minardi Classic** - With its 87-56 victory over Eastern Kentucky on Dec. 17, Louisville claimed the championship of the 15th annual Billy Minardi Classic. Quentin Snider was named the Cardinals' MVP in the game with 13 points and six assists. The event originated in 2002 to honor the memory of Billy Minardi, best friend and brother-in-law of UofL Coach Rick Pitino who died in the Sept. 11 terrorist attack on the World Trade Center. Louisville has won 14 championships in 15 years in the event, in which UofL has an 19-1 record.

■ **Cards Have Two December Graduates** -- Center Mangok Mathiang (communications) and guard David Levitch (sport administration) both completed their bachelor's degrees in the fall semester. The fall graduation ceremony was Dec. 15 in the KFC Yum! Center, which is the Cardinals' home court for basketball competition. The pair will take graduate classes in the spring semester.



Mangok Mathiang at UofL Graduation Fall Ceremony on Dec. 15 in the KFC Yum! Center.

■ **Card Clips** -- Louisville improved to 108-1 in games in which it hits the century mark after its 102-71 victory over Texas Southern ... Donovan Mitchell's seven steals against Old Dominion matched the fourth-most ever at UofL and was the most since Russ Smith had eight thefts against North Carolina A&T in the NCAA Tournament on March 21, 2013. Mitchell leads the ACC and is 19th in the nation in steals (2.2 per game).

**Last time an individual had ...**

	<b>For Louisville</b>	<b>For A Louisville Opponent</b>
<b>30 or more points</b>	31 by Wayne Blackshear vs. CSUN (12/23/14)	42 by DeWayne Russell, Grand Canyon (12/3/16)
<b>35 or more points</b>	42 by Russ Smith vs. Houston (3/14/14)	42 by DeWayne Russell, Grand Canyon (12/3/16)
<b>20 points in a half</b>	20 by Trey Lewis vs. Virginia Tech, 2H (1/27/16)	24 by DeWayne Russell, Grand Canyon / 2H (12/3/16)
<b>15 or more rebounds</b>	15 by Chinanu Onuaku vs. Syracuse (2/17/16)	26 by Derrick Griffin, Texas Southern (12/10/16)
<b>20 or more rebounds</b>	23 by Ellis Myles vs. Tennessee St. (12/1/01)	26 by Derrick Griffin, Texas Southern (12/10/16)
<b>A four-point play</b>	Russ Smith vs. Kentucky (12/31/11)	Demetrius Jackson, Notre Dame (2/13/16)
<b>12 made free throws</b>	12 by Russ Smith vs. UConn, 15 att. (1/18/14)	13 by Seth Allen, Virginia Tech (1/27/16)
<b>7 made three-point goals</b>	7 by Preston Knowles vs. Syracuse (2/12/11)	7 by Anthony Mason Jr., St. John's (1/26/08)
<b>10 or more assists</b>	11 by Chris Jones vs. Virginia Tech (1/13/15)	10 by Elfrid Payton, Louisiana Lafayette (12/7/13)
<b>5 or more blocked shots</b>	6 by Anas Mahmoud vs. Eastern Kentucky (12/17/16)	6 by Jo Lual-Acuil, Jr., Baylor (11/25/16)
<b>5 or more steals</b>	7 by Donovan Mitchell vs. Old Dominion (11/23/16)	5 by Armon Fletcher, Southern Illinois (12/7/16)

**The Last Time a Team ...**

	<b>Louisville</b>	<b>Opponent</b>
<b>Scored 100 points</b>	102-71 win over Texas Southern (12/10/16)	101-104 5OT loss to Notre Dame (2/9/13)
<b>Scored less than 50 points</b>	63-47 loss vs. Virginia (1/30/16)	78-47 victory over Evansville (11/11/16)
<b>Scored 60 points in a half</b>	61 vs. Grand Canyon; 1st H of 111-63 win (12/5/15)	60 by Tulane; 2nd H of 109-96 win (1/18/90)
<b>Scored under 20 points in a half</b>	14 vs. Virginia; 1H of 63-47 loss (1/30/16)	16 by Eastern Kentucky 1H, 87-56 UL win (12/17/16)
<b>Had a +20 Rebound Margin</b>	23 (52-29) vs. Evansville (11/11/16)	26 (57-31) by Kentucky (12/31/11)
<b>Grabbed 60 or more rebounds</b>	60 vs. Jacksonville State (11/17/14)	60 by George Mason (1/4/94)
<b>Grabbed less than 25 rebounds</b>	24 vs. USF (1/12/12)	22 by Kennesaw State (12/16/15)
<b>Shot 60% or better from the field</b>	.652 (30-46) vs. Pittsburgh (1/25/15)	.614 (43-70) by Charlotte (2/11/01)
<b>Shot 30% or below from the field</b>	.297 (19-64) vs. Old Dominion (11/23/16)	.281 (14-49) by Evansville (11/11/16)
<b>Shot 70% from the field for a half</b>	.708 (17-24) vs. Pittsburgh in 1st H (1/25/15)	.765 (13-17) by Georgetown in 2nd H (1/31/11)
<b>Made 5 or less free throws</b>	1 vs. Syracuse (in 2 attempts, 2/17/16)	5 by Georgia Tech (in 7 attempts, 3/1/16)
<b>Made 15 three-point goals</b>	16 (in 30 attempts) vs. Rutgers (2/16/14)	17 by Notre Dame (2/4/06)
<b>Made No three-point goals</b>	0 vs. Pittsburgh (2/11/15)	0 by Cal State Northridge (12/23/14)
<b>Shot 60% from the three-point line</b>	.667 (12-18) vs. Virginia Tech (1/27/16)	.727 (8-11) by Miami (2/27/16)
<b>Handed out 25 or more assists</b>	28 vs. UCF (12/31/13)	25 by Notre Dame (2/28/08)
<b>Handed out 5 or less assists</b>	1 vs. Kentucky (12/27/14)	4 by Pittsburgh (1/14/16)
<b>Committed 25 or more turnovers</b>	26 vs. West Virginia (1/31/09)	25 by FIU (12/5/14)
<b>Committed 5 or fewer turnovers</b>	5 vs. NC State (2/14/15)	2 by Virginia (2/7/15)
<b>Blocked 10 or more shots</b>	14 vs. Eastern Kentucky (12/17/16)	14 by Connecticut (3/4/06)
<b>Had No Blocked Shots</b>	0 vs. North Carolina A&T (3/21/13)	0 by Wichita State (11/24/16)
<b>Had 15 or more steals</b>	16 vs. Savannah State (11/24/14)	19 by Rutgers (3/13/14)
<b>Had No Steals</b>	0 vs. Saint Louis (2/12/03)	0 by Saint Louis (3/22/14)

**Louisville Top Efforts Under Rick Pitino  
(Since 2001-02)****Longest winning streak:** 17 games (2002-03)**Longest conference winning streak:** 10, twice -- 2008-09 & 2012-13 seasons**Longest losing streak:** 4 games (2003-04)**Longest conference losing streak:** 4 games (2003-04)**Most points scored in a game:** 114 vs. Western Kentucky, 12-22-10 (UL 114, WKU 82)**Fewest points scored in a game:** 45 vs. Cleveland State, 11-26-14 (UL 45, CSU 33)**Most points allowed in a game:** 104 vs. Notre Dame, 2-9-13 (UND 104, UL 101, 5 ot)**Fewest Points Allowed in a Game:** 26 vs. Savannah State, 11-24-14 (UL 87, SSU 26)**Fewest Points Allowed in a Conference Game:** 31 vs. Rutgers, 3-13-14 (UL 92, RU 31)**Largest Margin of Victory:** 64 vs. Morehead St., 12-27-04 (UL 104, USA 40)**Largest Margin of Victory in a Conference Game:** 61 vs. Rutgers, 3-13-14 (UL 92, RU 31)**Largest losing margin:** 33 vs. Notre Dame, 2-12-09 (ND 90, UL 57)**Fewest points scored in a win:** 45 vs. Cleveland State, 11-26-14 (UL 45, CSU 33)**Most points allowed in a win:** 89 vs. Notre Dame, 2-17-10 (UL 91, UND 89 2 ot)**Most points scored in a loss:** 101 vs. Notre Dame, 2-9-13 (UND 104, UL 101, 5 ot)**Fewest points allowed in a loss:** 52 vs. Drexel, 12-14-10 (DU 52, UL 46); vs. Syracuse, 2-13-12 (SU 52, UL 51); vs. Virginia, 2-17-15 (UVA 52, UL 47)**Largest deficit overcome to win a game:** 20 vs. West Virginia, 3-26-05 (UL 18, WVU 38)**Largest lead given up in a loss:** 22 vs. Baylor, 11-25-16 (UL 32, BU 10)**Highest shooting percentage:** .652 vs. Pittsburgh, 1-25-15 (UL 80, Pitt 68)**Highest shooting percentage in a conference game:** .652 vs. Pittsburgh, 1-25-15 (UL 80, Pitt 68)**Lowest shooting percentage:** .268 vs. Western Kentucky, 11-30-08 (WKU 68, UL 54)**Lowest shooting percentage in a conference game:** .274 vs. Cincinnati, 1-19-02 (UL 50, UC 77)**Highest 3-point percentage:** .778 vs. Memphis, 2-4-04 (UL 58, UM 62)**Highest 3-point percentage in a conference game:** .778 vs. Memphis, 2-4-04 (UL 58, UM 62)**Lowest 3-point percentage:** .000 vs. Pittsburgh, 2-11-15 (UL 69, Pitt 56)**Lowest 3-point percentage in a conference game:** .000 vs. Pittsburgh, 2-11-15 (UL 69, Pitt 56)**Most three-pointers:** 22 vs. Hartford, 11-17-07 (UL 104, UH 69)**Free throws made:** 41 vs. Rutgers, 1-4-14 (UL 83, RU 76)**Most assists:** 34 vs. VMI, 12-23-04 (UL 107, VMI 56)**Most blocked shots:** 18 vs. Holy Cross, 12-7-03 (UL 56, HC 40)



## O V.J. King

**F 6-6 190 Fr. - HS Cleveland, Ohio (Paul VI Catholic HS, Fairfax, Va.)**

■ Has primarily split the time at small forward with starter Deng Adel in the first 13 games.

■ Totaled 14 points, three rebounds and a season-high three assists at Grand Canyon, scoring 12 of his points in the second half.

■ Top game to date was against William & Mary when he totaled 17 points, five rebounds, and a steal ( 7-11 FG, 3-3 3FG).

■ King has won two gold medals with USA Basketball in the 2013 FIBA Americas U16 Championship in Maldonado, Uruguay; and the 2014 FIBA U17 World Championship in Dubai, United Arab Emirates.

■ A McDonald's All-America selection, King averaged 22.9 points, 9.6 rebounds, 2.5 assists and 2.1 steals as a senior last season in leading Paul VI (20-11) in Fairfax, Va. to the Virginia Independent Schools Athletic Association Division I state championship game..

■ The Virginia Gatorade Player of the Year earned all-state and all-conference honors last year.

■ His father Vincent King played professional basketball in foreign countries for 10 years after scoring 1,037 points in his collegiate career at Indiana University of Pennsylvania from 1988-92.

■ Born Jan. 22, 1997 ... Major is sport administration.



### O V.J. King

Games With ...	Season	Career
Double-Figure scoring.....	4	4
5 or more rebounds .....	1	1
4 or more assists .....	0	0
A blocked shot .....	1	1
A steal .....	2	2
A three-pointer .....	5	5
20+ points .....	0	0

### O V.J. King Season/Career Highs

Points..... 17 vs. William & Mary (11/14)  
 Reb. .... 5 vs. William & Mary (11/14)  
 Asst. .... 3 vs. Grand Canyon (12/3)  
 Blocks .... 1 vs. Evansville (11/11)  
 Steals .... 1 vs. William & Mary (11/14)  
 FGM ..... 7 vs. William & Mary (11/14)  
 FGA ..... 11 vs. William & Mary (11/14)  
 3FGM ..... 3 vs. William & Mary (11/14)  
 3FGA ..... 3 vs. William & Mary (11/14)  
 vs. Wichita State (11/24)  
 FT ..... 6 vs. Evansville (11/11)  
 vs. Wichita State (11/24)  
 FTA ..... 8 vs. Evansville (11/11)  
 vs. Wichita State (11/24)

### O V.J. King Game-by-Game

Opponent	Date	GS	Min	FG	FGA	Pct	FG	FGA	Pct	FT	FTA	Pct	Off	Def	Tot	Avg	PF	FO	A	TO	Blk	Stl	Pts	Avg
EVANSVILLE	11/11/16	14	0	1	.000	0	1	.000	6	8	.750	0	2	2	2.0	1	0	0	0	1	0	6	6.0	
WM. & MARY	11/14/16	17	7	11	.636	3	31	.000	0	0	.000	2	3	5	3.5	2	0	0	1	0	1	17	11.5	
LONG BEACH ST	11/17/16	13	3	8	.375	0	2	.000	2	21	.000	0	3	3	3.3	0	0	0	0	0	0	8	10.3	
vs Old Dominion	11/23/16	8	0	1	.000	0	0	.000	2	21	.000	2	0	2	3.0	1	0	1	0	0	0	2	8.3	
vs Wichita State	11/24/16	20	2	8	.250	0	3	.000	6	8	.750	2	2	4	3.2	1	0	0	3	0	0	10	8.6	
vs Baylor	11/25/16	12	2	5	.400	1	11	.000	0	0	.000	0	2	2	3.0	0	0	0	1	0	0	5	8.0	
PURDUE	11/30/16	10	0	3	.000	0	0	.000	0	0	.000	0	2	2	2.9	0	0	0	0	0	0	0	6.9	
at Grand Canyon	12/3/16	24	4	6	.667	2	21	.000	4	41	.000	1	2	3	2.9	0	0	3	2	0	0	14	7.8	
SO. ILLINOIS	12/7/16	14	1	2	.500	1	11	.000	0	0	.000	0	3	3	2.9	1	0	0	0	0	0	3	7.2	
TEXAS SOUTHERN	12/10/16	18	5	8	.625	1	11	.000	2	21	.000	3	0	3	2.9	1	0	1	0	0	1	13	7.8	
EASTERN KY	12/17/16	13	3	7	.429	0	1	.000	3	4	.750	1	1	2	2.8	1	0	0	0	0	0	9	7.9	
KENTUCKY	12/21/16	3	0	1	.000	0	0	.000	0	0	.000	0	0	0	2.6	1	0	0	0	0	0	0	7.3	
VIRGINIA	12/28/16	13	2	3	.667	0	1	.000	2	21	.000	1	3	4	2.7	0	0	0	0	1	0	6	7.2	

### O V.J. King Statistics

Year	GP	GS	Min	Avg	FG	FGA	Pct	3FG	3FGA	Pct	FT	FTA	Pct	OReb	DReb	Reb	Avg	PF	FO	Ast	TO	Blk	Stl	Pts	Avg
2016-17	13	0	179	13.8	29	64	.453	8	16	.500	27	32	.844	12	23	35	2.7	9	0	5	8	1	2	93	7.2
TOTAL	13	0	179	13.8	29	64	.453	8	16	.500	27	32	.844	12	23	35	2.7	9	0	5	8	1	2	93	7.2

1 Tony Hicks

G 6-1 180 Gr. - Tr. South Holland, Ill. (University of Pennsylvania)

■ Playing time has increased lately, averaging 12.6 minutes over the last five games. He played a season-high 19 minutes vs. Virginia and scored eight points on 4-of-5 shooting from the field.

■ Scored a season-high 10 points against Eastern Kentucky, connecting on 2-of-3 shots from the three-point line.

■ Graduate transfer led Penn in scoring as a sophomore and junior and earned All-Ivy League honorable mention honors during his freshman and junior years.

■ Had 54 career double-figure scoring games at Penn.

■ Totaled 1,060 career points in three seasons while starting 64 games for the Quakers. He has connected on 107-of-308 three-pointers in three seasons (347) and 78.1 percent of his free throws (217-of-278).

■ Matched a Penn single-game record with 13 assists vs. Lafayette, adding 14 points, four rebounds and four steals.

■ Has a 6-8 wingspan.

■ A member of the 2012 Parade All-America team, Hicks was the Chicago Catholic League Player of the Year as a senior at St. Rita of Cascia High School.

■ Born March 15, 1994 ... Earned a sociology degree at Penn ... Major at UofL is human resources.



1 Tony Hicks

Games at UofL With ...	Season	Career
Double-Figure scoring.....	1	1
6 or more rebounds.....	0	0
4 or more assists.....	0	0
A blocked shot.....	0	0
A steal.....	4	4
A three-pointer.....	2	2
20+ points.....	0	0

1 Tony Hicks Season/Career Highs

Points..... 10 vs. Eastern Kentucky (12/17)  
Reb. .... 4 vs. Texas Southern (12/10)  
Asst. .... 3 vs. William & Mary (11/14)  
Blocks .... none  
Steals .... 2 vs. Evansville (11/11)  
                    vs. Southern Illinois (12/7)  
FGM ..... 4 vs. Eastern Kentucky (12/17)  
                    vs. Virginia (12/28)  
FGA ..... 9 vs. William & Mary (11/14)  
3FGM ..... 2 vs. Eastern Kentucky (12/17)  
3FGA ..... 3 (3 times) *latest:* vs. Eastern Ky. (12/17)  
FT ..... 2 (3 times) *latest:* vs. Texas South. (12/10)  
FTA ..... 2 (5 times) *latest:* vs. Virginia (12/28)

1 Tony Hicks Game-by-Game

Opponent	Date	GS	Min	FG	FGA	Pct	FG	FGA	Pct	FT	FTA	Pct	Off	Def	Tot	Avg	PF	FO	A	TO	Blk	Stl	Pts	Avg
EVANSVILLE	11/11/16		18	2	5	.400	0	1	.000	0	2	.000	0	2	2	2.0	0	0	2	1	0	2	4	4.0
WM. & MARY	11/14/16		12	1	9	.111	0	3	.000	2	21.000	1	1	2	2.0	1	0	3	1	0	0	4	4.0	
LONG BEACH ST	11/17/16		DNP																					
vs Old Dominion	11/23/16		2	0	3	.000	0	1	.000	0	0	.000	0	0	0	1.3	0	0	0	0	0	0	0	2.7
vs Wichita State	11/24/16		DNP																					
vs Baylor	11/25/16		DNP																					
PURDUE	11/30/16		13	0	0	.000	0	0	.000	0	0	.000	0	1	1	1.3	0	0	1	1	0	0	0	2.0
at Grand Canyon	12/3/16		DNP																					
SO. ILLINOIS	12/7/16		14	0	3	.000	0	1	.000	2	21.000	0	0	0	1.0	1	0	2	2	0	2	2	2.0	
TEXAS SOUTHERN	12/10/16		10	2	5	.400	1	3	.333	2	21.000	1	3	4	1.5	0	0	2	1	0	1	7	2.8	
EASTERN KY	12/17/16		17	4	8	.500	2	3	.667	0	0	.000	0	1	1	1.4	1	0	1	4	0	0	10	3.9
KENTUCKY	12/21/16		3	0	0	.000	0	0	.000	0	0	.000	0	2	2	1.5	0	0	0	0	0	0	0	3.4
VIRGINIA	12/28/16		19	4	5	.800	0	1	.000	0	2	.000	0	0	0	1.3	3	0	1	3	0	1	8	3.9

10 Tony Hicks Statistics at Louisville

Year	GP	GS	Min	Avg	FG	FGA	Pct	3FG	3FGA	Pct	FT	FTA	Pct	OReb	DReb	Reb	Avg	PF	FO	Ast	TO	Blk	Stl	Pts	Avg
2016-17	9	0	108	12.0	13	38	.342	3	13	.231	6	10	.600	2	10	12	1.3	6	0	12	13	0	6	35	3.9
TOTAL	9	0	108	12.0	13	38	.342	3	13	.231	6	10	.600	2	10	12	1.3	6	0	12	13	0	6	35	3.9

4 Quentin Snider

G 6-2 175 Jr. - 2L Louisville, Ky. (Ballard HS)

■ Scored a career-high 22 points against Kentucky and tied a career-high with six rebounds while dishing out five assists and collecting two steals. He was named Bluegrass Sports Commission MVP following the game. He was honored as the USBWA Oscar Robertson National Player of the Week and ACC Player of the Week for games Dec. 19-25.

■ Dished out a season-high six assists while also scoring 13 points against Eastern Kentucky, earning Billy Minardi Classic MVP honors.

■ Ranks second in the ACC in assists-to-turnovers ratio (3.00; 28th in the NCAA).

■ Team co-captain is the Cardinals' top returning scorer (9.4 ppg last season) for the second consecutive year.

■ Named to the 2015 and 2016 All-ACC Academic Men's Basketball team, one of a league-high seven Cardinals selected for the honor.

■ His 109 assists with just 40 turnovers last season ranked him fourth in the ACC in assists-to-turnovers ratio (2.73; 43rd in the NCAA).

■ Led the Cardinals with a career-high 21 points at NC State last year while knocking down a career-high four three-pointers.

■ Handed out as many as six assists seven times, including seven assists with one turnover against No. 2/1 North Carolina.

■ Honored as Kentucky's Mr. Basketball as a senior, Snider is the career leader in scoring and assists (633) at Ballard. His 2,442 points passed Allan Houston and DeJuan Wheat. His 371 three-pointers rank third in state history.

■ Born Feb. 14, 1995 ... Major is communication.



4 Quentin Snider

Games With ...	Season	Career
Double-Figure scoring.....	7	27
6 or more rebounds .....	2	2
4 or more assists .....	7	28
A blocked shot .....	0	1
A steal .....	2	26
A three-pointer .....	10	43
20+ points .....	1	3

4 Quentin Snider Season Highs

Points..... 22 vs. Kentucky (12/21)  
Reb. .... 6 vs. Texas Southern (12/10)  
vs. Kentucky (12/21)  
Asst..... 6 vs. Eastern Kentucky (12/17)  
Blocks .... none  
Steals ..... 2 vs. Kentucky (12/21)  
FGM ..... 10 vs. Kentucky (12/21)  
FGA ..... 19 vs. Kentucky (12/21)  
3FGM ..... 4 vs. William & Mary (11/14)  
3FGA ..... 9 vs. William & Mary (11/14)  
FT ..... 7 vs. Old Dominion (11/23)  
FTA ..... 11 vs. Old Dominion (11/23)

4 Quentin Snider Career Highs

Points..... 22 vs. Kentucky (12/21/16)  
Reb. .... 6 vs. Texas Southern (12/10/16)  
vs. Kentucky (12/21/16)  
Asst..... 8 vs. Grand Canyon (12/5/15)  
vs. Kennesaw St. (12/16/15)  
Blocks .... 1 vs. Michigan State (3/29/15)  
Steals ..... 3 vs. Utah Valley (12/23/15)  
FGM ..... 10 vs. Kentucky (12/21/16)  
FGA ..... 19 vs. Kentucky (12/21/16)  
3FGM ..... 4 (3 times) *latest*: vs. Wm. & Mary (11/14/16)  
3FGA ..... 9 vs. Syracuse (2/18/15)  
vs. William & Mary (11/14)  
FT ..... 7 vs. Old Dominion (11/23/16)  
FTA ..... 11 vs. Old Dominion (11/23/16)

4 Quentin Snider Game-by-Game

Opponent	Date	GS	Min	FG	FGA	Pct	FG	FGA	Pct	FT	FTA	Pct	Off	Def	Tot	Avg	PF	FO	A	TO	Blk	Stl	Pts	Avg
EVANSVILLE	11/11/16	*	18	0	1	.000	0	1	.000	3	4	.750	0	2	2	2.0	3	0	3	1	0	0	3	3.0
WM. & MARY	11/14/16	*	26	4	11	.364	4	9	.444	1	2	.500	0	3	3	2.5	1	0	4	2	0	0	13	8.0
LONG BEACH ST	11/17/16	*	27	1	10	.100	0	4	.000	2	3	.667	1	1	2	2.3	0	0	5	1	0	0	4	6.7
vs Old Dominion	11/23/16	*	39	4	13	.308	3	6	.500	7	11	.636	0	1	1	2.0	3	0	4	2	0	0	18	9.5
vs Wichita State	11/24/16	*	35	5	15	.333	2	8	.250	2	21	.000	1	3	4	2.4	3	0	3	3	0	1	14	10.4
vs Baylor	11/25/16	*	34	6	17	.353	2	8	.250	0	0	.000	0	2	2	2.3	1	0	3	0	0	0	14	11.0
PURDUE	11/30/16	*	31	2	11	.182	0	4	.000	5	7	.714	1	1	2	2.3	0	0	2	2	0	0	9	10.7
at Grand Canyon	12/3/16	*	25	3	9	.333	1	3	.333	2	21	.000	2	1	3	2.4	4	0	4	0	0	0	9	10.5
SO. ILLINOIS	12/7/16	*	23	2	8	.250	2	4	.500	3	4	.750	0	1	1	2.2	0	0	4	0	0	0	9	10.3
TEXAS SOUTHERN	12/10/16	*	25	5	13	.385	2	5	.400	3	4	.750	1	5	6	2.6	0	0	4	1	0	0	15	10.8
EASTERN KY	12/17/16	*	25	5	7	.714	3	5	.600	0	0	.000	0	1	1	2.5	0	0	6	1	0	0	13	11.0
KENTUCKY	12/21/16	*	37	10	19	.526	2	6	.333	0	0	.000	2	4	6	2.8	3	0	5	3	0	2	22	11.9
VIRGINIA	12/28/16	*	23	2	5	.400	1	2	.500	3	6	.500	1	0	1	2.6	2	0	1	0	0	0	8	11.6

4 Quentin Snider Statistics

Year	GP	GS	Min	Avg	FG	FGA	Pct	3FG	3FGA	Pct	FT	FTA	Pct	OReb	DReb	Reb	Avg	PF	FO	Ast	TO	Blk	Stl	Pts	Avg
2014-15	36	10	589	16.4	53	152	.349	19	67	.284	21	38	.553	9	49	58	1.6	43	0	47	29	1	11	146	4.1
2015-16	31	24	861	27.8	103	256	.402	40	99	.404	45	60	.750	23	47	70	2.3	60	1	109	40	0	25	291	9.4
2016-17	13	13	368	28.3	49	139	.353	22	65	.338	31	45	.689	9	25	34	2.6	20	0	48	16	0	3	151	11.6
TOTAL	80	47	1818	22.7	205	547	.375	81	231	.351	97	143	.678	41	121	162	2.0	123	1	204	85	1	39	588	7.4



## 5 Matz Stockman

**C 7-0 240 Jr. - 2L Oslo, Norway (Canarias Basketball Academy)**

■ First name is pronounced Motts.  
 ■ Averaged 13.3 minutes of action in the three games Anas Mahmoud missed with a concussion. He averaged 8.0 points and 3.3 rebounds in those three games.

■ Scored a career-high 10 points at Grand Canyon, finishing the game 3-of-3 from the field and 4-of-5 from the foul line. He scored all of his points in the first half when three other front line players had each picked up two fouls.

■ Scored in 16 of his 23 appearances as a sophomore.

■ Scored a career-high eight points against Kennesaw State while grabbing a career-high five rebounds.

■ One of four players on the Cardinals' roster with international ties.


■ Has a 7-6 wingspan.

■ Attended and played basketball at the Canarias Basketball Academy in Gran Canaria in Spain's Canary Islands during the 2013-14 season.

■ Played handball and soccer (goalie) in high school.

■ Stockman and fellow junior Anas Mahmoud are the first seven-footers to play for the Cardinals since Felton Spencer, a 7-0 center from Louisville (1986-90).

■ Born Jan. 30, 1995 ... Major is sport administration.



### 5 Matz Stockman

Games With ...	Season	Career
Double-Figure scoring.....	1	1
6 or more rebounds .....	0	0
4 or more assists .....	0	0
A blocked shot .....	2	9
A steal .....	2	4
A three-pointer .....	0	0
20+ points .....	0	0

### 5 Matz Stockman Season Highs

Points..... 10 vs. Grand Canyon (12/3)  
 Reb. .... 3 vs. Grand Canyon (12/3)  
 Asst..... 1 vs. Long Beach St. (11/17)  
                   vs. Southern Illinois (12/7)  
 Blocks .... 1 vs. Long Beach St. (11/17)  
                   vs. Southern Illinois (12/7)  
 Steals ..... vs. Southern Illinois (12/7)  
 FGM ..... 3 vs. Grand Canyon (12/3)  
                   vs. Southern Illinois (12/7)  
 FGA ..... 4 vs. Southern Illinois (12/7)  
 3FGM ..... none  
 3FGA ..... none  
 FT ..... 4 vs. Grand Canyon (12/3)  
 FTA ..... 5 vs. Grand Canyon (12/3)

### 5 Matz Stockman Career Highs

Points..... 10 vs. Grand Canyon (12/3/16)  
 Reb. .... 5 (3 times) *latest:* vs. Texas South. (12/10/16)  
 Asst..... 1 (8 times) *latest:* vs. Texas South. (12/10/16)  
 Blocks .... 2 (3 times) *latest:* vs. UMKC (12/22/15)  
 Steals ..... 1 (8 times) *latest:* vs. Texas South. (12/10/16)  
 FGM ..... 4 vs. Kennesaw St. (12/16/15)  
 FGA ..... 5 vs. Kennesaw St. (12/16/15)  
                   vs. Texas Southern (12/10/16)  
 3FGM ..... none  
 3FGA ..... none  
 FT ..... 4 vs. Grand Canyon (12/3/16)  
 FTA ..... 6 vs. Utah Valley (12/23/15)

### 5 Matz Stockman Game-by-Game

Opponent	Date	GS	Min	FG	FGA	Pct	FG	FGA	Pct	FT	FTA	Pct	Off	Def	Tot	Avg	PF	FO	A	TO	Blk	Stl	Pts	Avg
EVANSVILLE	11/11/16		3	2	3	.667	0	0	.000	0	2	.000	2	0	2	2.0	1	0	0	0	0	0	4	4.0
WM. & MARY	11/14/16		1	0	0	.000	0	0	.000	0	0	.000	0	1	1	1.5	0	0	0	0	0	0	0	2.0
LONG BEACH ST	11/17/16		3	0	0	.000	0	0	.000	0	0	.000	0	1	1	1.3	0	0	1	1	1	0	0	1.3
vs Old Dominion	11/23/16		3	0	0	.000	0	0	.000	0	0	.000	0	1	1	1.3	1	0	0	0	0	0	0	1.0
vs Wichita State	11/24/16		3	0	0	.000	0	0	.000	0	0	.000	0	1	1	1.2	0	0	0	0	0	0	0	0.8
vs Baylor	11/25/16		1	0	1	.000	0	0	.000	1	2	.500	1	0	1	1.2	1	0	0	0	0	0	1	0.8
PURDUE	11/30/16		1	0	0	.000	0	0	.000	0	0	.000	0	0	0	1.0	0	0	0	0	0	0	0	0.7
at Grand Canyon	12/3/16		15	3	3	1.000	0	0	.000	4	5	.800	1	2	3	1.3	1	0	0	1	0	0	10	1.9
SO. ILLINOIS	12/7/16		16	3	4	.750	0	0	.000	1	2	.500	2	0	2	1.3	2	0	1	3	1	1	7	2.4
TEXAS SOUTHERN	12/10/16		9	2	5	.400	0	0	.000	3	4	.750	4	1	5	1.7	2	0	1	1	0	1	7	2.9
EASTERN KY	12/17/16		4	0	0	.000	0	0	.000	0	0	.000	1	2	3	1.8	0	0	0	0	0	0	0	2.6
KENTUCKY	12/21/16		DNP																					
VIRGINIA	12/28/16		DNP																					

### 5 Matz Stockman Statistics

Year	GP	GS	Min	Avg	FG	FGA	Pct	3FG	3FGA	Pct	FT	FTA	Pct	OReb	DReb	Reb	Avg	PF	FO	Ast	TO	Blk	Stl	Pts	Avg
2014-15	4	0	22	5.5	2	5	.400	0	0	.000	0	2	.000	2	9	11	2.8	6	0	1	3	4	2	4	1.0
2015-16	23	0	142	6.2	26	47	.553	0	0	.000	10	21	.476	20	19	39	1.7	27	0	4	7	8	1	62	2.7
2016-17	11	0	59	5.4	10	16	.625	0	0	.000	9	15	.600	11	9	20	1.8	8	0	3	6	2	2	29	2.6
TOTAL	38	0	223	5.9	38	68	.559	0	0	.000	19	38	.500	33	37	70	1.8	41	0	8	16	14	5	95	2.5

## 10 Jaylen Johnson

**F 6-9 225 So. - 1L Ypsilanti, Mich. (Ypsilanti HS)**

- Ranks 12th in the ACC in rebounding (7.5 per game).
- Totalled 14 points and six rebounds against No. 6 Kentucky, his highest scoring production in 10 games.
- Has produced double-doubles in two games and missed two others by one rebound or one point. He had scored in double figures twice in his career entering the season and the two double-doubles are his first.
- Blocked a career-high six shots against Southern Illinois, adding nine points and 10 rebounds.
- Concentrated on improving his conditioning in the off-season.
- Third in the ACC and is 16th nationally in offensive rebounds (3.83).
- Starter at power forward for the Cardinals in 22 games as a sophomore, including 18 of the last 19.
- A finalist for the 2014 Hal Schram Mr. Basketball award in Michigan, Johnson was a first team all-state selection and was the *Ann Arbor News* Washtenaw County Player of the Year
- His mother Janet Johnson played for Wisconsin and professionally in Portugal. Her 130 blocked shots in 1988-89 is the Badgers' single-season record. She moved to Louisville in 2014 from Michigan.
- Born Aug. 7, 1996 ... Major is communication.



### 10 Jaylen Johnson

Games With ...	Season	Career
Double-Figure scoring.....	7	9
6 or more rebounds.....	10	16
4 or more assists.....	0	0
A blocked shot.....	6	18
A steal.....	6	19
A three-pointer.....	1	4
20+ points.....	0	0

### 10 Jaylen Johnson Season Highs

Points..... 19 vs. Evansville (11/11)  
 Reb. .... 14 vs. Evansville (11/11)  
 Asst. .... 2 vs. Old Dominion (11/23)  
 Blocks .... 6 vs. Southern Illinois (12/7)  
 Steals .... 1 (6 times) *latest*: vs. Virginia (12/28)  
 FGM ..... 9 vs. Evansville (11/11)  
 FGA ..... 11 (3 times) *latest*: vs. Kentucky (12/21)  
 3FGM ..... 1 vs. Evansville (11/11)  
 3FGA ..... 1 (3 times) *latest*: vs. Old Dominion (11/23)  
 FT ..... 6 vs. Eastern Kentucky (12/17)  
 FTA ..... 7 vs. Southern Illinois (12/7)

### 10 Jaylen Johnson Career Highs

Points..... 19 vs. Evansville (11/11/16)  
 Reb. .... 14 vs. Evansville (11/11/16)  
 Asst. .... 3 vs. Virginia Tech (1/27/16)  
 Blocks .... 6 vs. Southern Illinois (12/7/16)  
 Steals .... 1 (20 times) *latest*: vs. Virginia (12/28/16)  
 FGM ..... 9 vs. Evansville (11/11/16)  
 FGA ..... 11 (4 times) *latest*: vs. Kentucky (12/21/16)  
 3FGM ..... 1 (4 times) *latest*: vs. Evansville (11/11/16)  
 3FGA ..... 3 vs. Grand Canyon (12/5/15)  
 FT ..... 6 vs. Eastern Kentucky (12/17/16)  
 FTA ..... 7 vs. Southern Illinois (12/7/16)

### 10 Jaylen Johnson Game-by-Game

Opponent	Date	GS	Min	FG	FGA	Pct	FG	FGA	Pct	FT	FTA	Pct	Off	Def	Tot	Avg	PF	FO	A	TO	Blk	Stl	Pts	Avg
EVANSVILLE	11/11/16	*	24	9	11	.818	1	11	.000	0	2	.000	7	7	14	14.0	0	0	1	3	3	0	19	19.0
WM. & MARY	11/14/16	*	25	5	8	.625	0	0	.000	3	4	.750	5	4	9	11.5	3	0	0	1	0	1	13	16.0
LONG BEACH ST	11/17/16	*	18	7	11	.636	0	1	.000	0	2	.000	4	7	11	11.3	2	0	0	1	1	0	14	15.3
vs Old Dominion	11/23/16	*	28	2	4	.500	0	1	.000	2	5	.400	4	8	12	11.5	3	0	2	2	0	0	6	13.0
vs Wichita State	11/24/16	*	14	0	1	.000	0	0	.000	1	2	.500	1	5	6	10.4	3	0	0	0	0	0	1	10.6
vs Baylor	11/25/16	*	29	5	9	.556	0	0	.000	0	0	.000	5	1	6	9.7	2	0	0	1	0	0	10	10.5
PURDUE	11/30/16	*	13	3	5	.600	0	0	.000	0	0	.000	2	0	2	8.6	2	0	0	0	0	1	6	9.9
at Grand Canyon	12/3/16	*	16	2	5	.400	0	0	.000	1	2	.500	1	3	4	8.0	2	0	1	3	0	0	5	9.3
SO. ILLINOIS	12/7/16	*	25	3	4	.750	0	0	.000	3	7	.429	5	5	10	8.2	2	0	0	3	6	1	9	9.2
TEXAS SOUTHERN	12/10/16	*	23	5	8	.625	0	0	.000	1	2	.500	6	2	8	8.2	2	0	0	2	2	1	11	9.4
EASTERN KY	12/17/16	*	17	2	3	.667	0	0	.000	6	6	1.000	3	4	7	8.1	4	0	0	1	1	0	10	9.5
KENTUCKY	12/21/16	*	26	7	11	.636	0	0	.000	0	1	.000	3	3	6	7.9	3	0	0	1	1	1	14	9.8
VIRGINIA	12/28/16	*	17	2	4	.500	0	0	.000	0	0	.000	3	0	3	7.5	2	0	0	1	0	1	4	9.4

### 10 Jaylen Johnson Statistics

Year	GP	GS	Min	Avg	FG	FGA	Pct	3FG	3FGA	Pct	FT	FTA	Pct	OReb	DReb	Reb	Avg	PF	FO	Ast	TO	Blk	Stl	Pts	Avg
2014-15	23	0	106	4.6	13	27	.481	1	1	1.000	2	5	.400	13	16	29	1.3	20	0	2	6	3	4	29	1.3
2015-16	31	22	541	17.5	70	151	.464	2	10	.200	14	26	.538	50	59	109	3.5	61	0	14	17	10	10	156	5.0
2016-17	13	13	275	21.2	52	84	.619	1	3	.333	17	33	.515	49	49	98	7.5	30	0	4	19	14	6	122	9.4
TOTAL	67	35	922	13.8	135	262	.515	4	14	.286	33	64	.516	112	124	236	3.5	111	0	20	42	27	20	307	4.6

11 Jay Henderson

G 6-4 180 So. - 1L Orlando, Fla. (Lake Highland Prep)

- Made his first shot of the season, a three-pointer vs. William & Mary.
- Has played in six games this season.
- Saw action in 11 games as a freshman.
- Walk-on who transferred to UofL from St. John's, where he attended college in 2014-15 but did not play basketball there his freshman year.
- Averaged 13.1 points, 3.3 rebounds, 1.7 assists and 1.5 steals as a senior in 2013-14 in helping Lakeland Prep (28-4) win its second straight Florida Class 4A state championship.
- Twice honored on the state all-tournament team, he scored over 1,100 points in his final three seasons at Lake Highland.
- His father Jay played basketball at Penn State (1986-90), where he received the team's Dave Phillips Memorial Unsung Hero Award.
- Born April 8, 1995 ... Major is business marketing.



11 Jay Henderson		
Games With ...	Season	Career
Double-Figure scoring.....	0	0
6 or more rebounds .....	0	0
4 or more assists .....	0	0
A blocked shot .....	0	0
A steal .....	3	4
A three-pointer.....	1	2
20+ points.....	0	0

11 Jay Henderson Game-by-Game

Opponent	Date	GS	Min	FG	FGA	Pct	3-Point		Pct	FT	FTA	Pct	Rebounds			Avg	PF	FO	A	TO	Blk	Stl	Pts	Avg
							FG	FGA					Off	Def	Tot									
EVANSVILLE	11/11/16	3	0	0	.000	0	0	.000	0	0	.000	0	0	0	0	0.0	0	0	0	0	0	0	0	0.0
WM. & MARY	11/14/16	1	1	1	1.000	1	1	1.000	0	0	.000	0	0	0	0	0.0	3	0	0	0	0	3	1.5	
LONG BEACH ST	11/17/16	5	0	2	.000	0	1	.000	2	21	.000	0	0	0	0	0.0	1	0	1	0	0	1	2	1.7
vs Old Dominion	11/23/16	DNP																						
vs Wichita State	11/24/16	DNP																						
vs Baylor	11/25/16	1	0	0	.000	0	0	.000	0	0	.000	0	0	0	0	0.0	0	0	0	0	0	0	0	1.3
PURDUE	11/30/16	DNP																						
at Grand Canyon	12/3/16	DNP																						
SO. ILLINOIS	12/7/16	DNP																						
TEXAS SOUTHERN	12/10/16	3	1	1	1.000	0	0	.000	0	0	.000	0	0	0	0	0.0	0	0	0	0	0	1	2	1.4
EASTERN KY	12/17/16	1	0	0	.000	0	0	.000	0	0	.000	0	0	0	0	0.0	0	0	1	0	0	1	0	1.2
KENTUCKY	12/21/16	DNP																						
VIRGINIA	12/28/16	DNP																						

11 Jay Henderson Statistics

Year	GP	GS	Min	Avg	FG	FGA	Pct	3FG	3FGA	Pct	FT	FTA	Pct	OReb	DReb	Reb	Avg	PF	FO	Ast	TO	Blk	Stl	Pts	Avg
2015-16	11	0	23	2.1	1	7	.143	1	4	.250	0	0	.000	0	2	2	0.2	2	0	2	1	0	2	3	0.3
2016-17	6	0	14	2.3	2	4	.500	1	2	.500	2	2	1.000	0	0	0	0.0	4	0	2	0	0	3	7	1.2
TOTAL	17	0	37	2.2	3	11	.273	2	6	.333	2	2	1.000	0	2	2	0.1	6	0	4	1	0	5	10	0.6

11 Jay Henderson Season Highs

Points..... 3 vs. William & Mary (11/14)  
Reb. .... none  
Asst..... 1 vs. Long Beach St. (11/17)  
              vs. Eastern Kentucky (12/17)  
Blocks .... none  
Steals ..... (3 times) *latest:* vs. Eastern Ky. (12/17)  
FGM ..... 1 vs. William & Mary (11/14)  
              vs. Texas Southern (12/10)  
FGA ..... 2 vs. Long Beach St. (11/17)  
3FGM ..... 1 vs. William & Mary (11/14)  
3FGA ..... 1 vs. William & Mary (11/14)  
              vs. Long Beach St. (11/17)  
FT ..... 2 vs. Long Beach St. (11/17)  
FTA ..... 2 vs. Long Beach St. (11/17)

11 Jay Henderson Career Highs

Points..... 3 vs. Kennesaw St. (12/16/15)  
              vs. William & Mary (11/14/16)  
Reb. .... 1 vs. Kennesaw St. (12/16/15)  
              vs. Boston College (2/6/16)  
Asst..... 1 (4 times) *latest:* vs. Eastern Ky. (12/17/16)  
Blocks .... none  
Steals ..... 2 vs. Kennesaw St. (12/16/15)  
FGM ..... 1 vs. Kennesaw St. (12/16/15)  
FGA ..... 3 vs. Kennesaw St. (12/16/15)  
3FGM ..... 1 vs. Kennesaw St. (12/16/15)  
              vs. William & Mary (11/14/16)  
3FGA ..... 2 vs. Kennesaw St. (12/16/15)  
              vs. Utah Valley (12/23/15)  
FT ..... 2 vs. Long Beach St. (11/17/16)  
FTA ..... 2 vs. Long Beach St. (11/17/16)



Year	GP	GS	Min	Avg	FG	FGA	Pct	3FG	3FGA	Pct	FT	FTA	Pct	OREB	DREB	Reb	Avg	PF	FO	Ast	TO	Blk	Stl	Pts	Avg
2013-14	37	14	545	14.7	47	89	.528	0	0	.000	39	63	.619	68	64	132	3.6	64	1	15	24	51	13	133	3.6
2014-15	34	9	635	18.7	31	80	.388	0	0	.000	26	54	.481	80	79	159	4.7	82	3	16	26	47	19	88	2.6
2015-16	10	2	188	18.8	27	48	.563	0	0	.000	17	29	.586	26	31	57	5.7	22	0	5	11	12	7	71	7.1
2016-17	13	13	259	19.9	26	62	.419	0	0	.000	23	37	.622	34	55	89	6.8	36	1	11	19	16	6	75	5.8
TOTAL	94	38	1627	17.3	131	279	.470	0	0	.000	105	183	.574	208	229	437	4.6	204	5	47	80	126	45	367	3.9

Points..... 17 vs. Saint Louis (11/28/15)  
 Reb. .... 13 vs. Saint Louis (11/28/15)  
                     vs. Eastern Kentucky (12/17/16)  
 Asst. .... 4 vs. Eastern Kentucky (12/17/16)  
 Blocks .... 5 vs. NC State (2/14/15)  
                     vs. William & Mary (11/14)  
 Steals .... 3 vs. Cal State Northridge (12/23/14)  
 FGM .... 6 vs. Saint Louis (11/28/15)  
                     vs. Southern Illinois (12/7/16)  
 FGA .... 11 vs. Purdue (11/30/16)  
 3FGM .... none  
 3FGA .... none  
 FT ..... 6 vs. Old Dominion (11/23/16)  
 FTA ..... 9 vs. Old Dominion (11/23/16)

13 Ray Spalding

F 6-10 215 So. - 1L Louisville, Ky. (Trinity HS)

- Has grabbed at least four rebounds off the bench in 11 games and has four double-figure scoring efforts.
- Team leader in field goal percentage (.643)
- Scored a season-high 14 points against Grand Canyon, including 12 in the second half.
- Matched a career-best with three assists vs. Long Beach State, adding 10 points, six rebounds, two blocked shots and two steals.
- Finished his freshman season averaging 5.6 points and 4.3 rebounds per game as a valuable reserve and a starter in six games. He was second on the team with 22 dunks.
- 2016 All-ACC Academic Men's Basketball team selection.
- His 7-6 wingspan aids him in leading the team in deflections in nearly every practice.
- Two-time first team all-state selection who led Trinity to a 24-6 record as a senior and a 118-21 record in his 4 years.
- His uncle Manuel Forrest played for Louisville (1981-82, 1983-85), who averaged 12.8 points and 5.0 rebounds his senior year with the Cardinals.
- Born March 11, 1997 ... Major is undecided.



13 Ray Spalding		
Games With ...	Season	Career
Double-Figure scoring.....	4	8
6 or more rebounds .....	5	13
4 or more assists .....	0	0
A blocked shot .....	8	20
A steal .....	6	23
A three-pointer.....	0	1
20+ points.....	0	0

13 Ray Spalding Season Highs

- Points..... 11 vs. Purdue (11/30)  
Reb. .... 9 vs. Wichita State (11/24)  
vs. Purdue (11/30)  
Asst..... 3 vs. Long Beach St. (11/17)  
Blocks .... 4 vs. Eastern Kentucky (12/17)  
Steals ..... 2 (3 times) *latest:* vs. Eastern Ky. (12/17)  
FGM ..... 5 vs. William & Mary (11/14)  
vs. Purdue (11/30)  
FGA ..... 7 vs. Eastern Kentucky (12/17)  
3FGM ..... none  
3FGA ..... 1 (3 times) *latest:* vs. Baylor (11/25)  
FT..... 4 vs. Kentucky (12/21)  
FTA..... 4 vs. Long Beach St. (11/17)  
vs. Kentucky (12/21)

13 Ray Spalding Career Highs

- Points..... 18 vs. North Florida (11/21/15)  
Reb. .... 12 vs. North Florida (11/21/15)  
Asst..... 3 (3 times) *latest:* vs. Grand Canyon (12/3/16)  
Blocks .... 4 vs. Eastern Kentucky (12/17/16)  
Steals ..... 4 vs. North Florida (11/21/15)  
FGM ..... 8 vs. North Florida (11/21/15)  
FGA ..... 10 vs. North Florida (11/21/15)  
vs. Virginia (1/30/16)  
3FGM ..... 1 vs. Duke (2/20/16)  
3FGA ..... 1 (5 times) *latest:* vs. Baylor (11/25/16)  
FT..... 4 (3 times) *latest:* vs. Kentucky (12/21/16)  
FTA..... 6 (3 times) *latest:* vs. Virginia Tech (1/27/16)

13 Ray Spalding Game-by-Game										3-Point					Rebounds														
Opponent	Date	GS	Min	FG	FGA	Pct	FG	FGA	Pct	FT	FTA	Pct	Off	Def	Tot	Avg	PF	FO	A	TO	Blk	Stl	Pts	Avg					
EVANSVILLE	11/11/16	15	1	4	.250	0	1	.000	0	0	.000	1	3	4	4.0	5	1	1	1	1	1	2	2.0						
WM. & MARY	11/14/16	16	5	6	.833	0	0	.000	0	1	.000	1	3	4	4.0	4	0	0	1	1	1	10	6.0						
LONG BEACH ST	11/17/16	21	4	6	.667	0	0	.000	2	4	.500	5	1	6	4.7	2	0	3	1	2	2	10	7.3						
vs Old Dominion	11/23/16	15	2	3	.667	0	1	.000	1	2	.500	2	3	5	4.8	5	1	0	0	2	0	5	6.8						
vs Wichita State	11/24/16	25	2	5	.400	0	0	.000	0	0	.000	3	6	9	5.6	3	0	1	1	2	0	4	6.2						
vs Baylor	11/25/16	16	3	6	.500	0	1	.000	0	0	.000	2	2	4	5.3	1	0	0	0	0	0	6	6.2						
PURDUE	11/30/16	26	5	5	1.000	0	0	.000	1	2	.500	1	8	9	5.9	3	0	1	2	1	0	11	6.9						
at Grand Canyon	12/3/16	27	5	7	.714	0	0	.000	4	4	1.000	0	3	3	5.5	4	0	3	1	1	0	14	7.8						
SO. ILLINOIS	12/7/16	17	3	3	1.000	0	0	.000	2	2	1.000	1	3	4	5.3	1	0	0	1	0	2	8	7.8						
TEXAS SOUTHERN	12/10/16	6	0	0	.000	0	0	.000	2	2	1.000	0	0	0	4.8	5	1	0	1	0	0	2	7.2						
EASTERN KY	12/17/16	23	4	7	.571	0	0	.000	0	2	.000	0	5	5	4.8	0	0	1	1	4	2	8	7.3						
KENTUCKY	12/21/16	13	1	2	.500	0	0	.000	4	4	1.000	2	5	7	5.0	3	0	1	1	0	0	6	7.2						
VIRGINIA	12/28/16	23	1	2	.500	0	0	.000	1	2	.500	2	4	6	5.1	1	0	1	2	0	0	3	6.8						

13 Ray Spalding Statistics

Year	GP	GS	Min	Avg	FG	FGA	Pct	3FG	3FGA	Pct	FT	FTA	Pct	OReb	DReb	Reb	Avg	PF	FO	Ast	TO	Blk	Stl	Pts	Avg
2015-16	30	6	525	17.5	70	125	.560	1	3	.333	28	56	.500	50	80	130	4.3	66	0	16	27	20	28	169	5.6
2016-17	13	0	243	18.7	36	56	.643	0	3	.000	17	25	.680	20	46	66	5.1	37	3	12	13	14	8	89	6.8
TOTAL	43	6	768	17.9	106	181	.586	1	6	.167	45	81	.556	70	126	196	4.6	103	3	28	40	34	36	258	6.0

14 Anas Mahmoud

F/C 7-0 215 Jr. - 2L Cairo, Egypt (West Oaks Academy)

- Ranks second in the ACC and 27th in the nation in blocked shots (2.4 bpg).
- Has blocked a shot in 35 games over his career. Registered at least one blocked shot in each of his 10 games this season and in 14 straight games overall dating back to last season.
- Returned to action against Eastern Kentucky after missing the three previous games with a concussion suffered against Purdue.
- Produced 10 points, five rebounds and three blocked shots in the Cardinals' opener against Evansville, his second career double-figure scoring effort.
- Had eight points and eight rebounds vs. Long Beach State off the bench.
- Second on the team in blocked shots with 29 as a sophomore.
- Scored a career-high 15 points at Georgia Tech last season, connecting on 6-of-9 from the field while pulling down four rebounds and dishing out two assists.
- Pulled down a career-high 10 rebounds against Clemson last season while scoring seven points.
- Came to the United States in September 2013 for his senior year at West Oaks. He began playing basketball on club teams in Egypt when he was 12 and played later with Egyptian national teams.
- Speaks four languages: English, Arabic, French and German.
- Born May 5, 1995 ... Major is marketing.



14 Anas Mahmoud		
Games With ...	Season	Career
Double-Figure scoring.....	1	2
6 or more rebounds .....	1	6
4 or more assists .....	0	0
A blocked shot .....	10	35
A steal .....	5	16
A three-pointer .....	0	0
20+ points .....	0	0

14 Anas Mahmoud Season Highs

Points..... 10 vs. Evansville (11/11)  
Reb. .... 8 vs. Long Beach St. (11/17)  
Asst. .... 2 (3 times) latest: vs. Virginia (12/28)  
Blocks .... 6 vs. Wichita State (11/24)  
Steals .... 2 vs. William & Mary (11/14)  
                    vs. Eastern Kentucky (12/17)  
FGM ..... 5 vs. Evansville (11/11)  
FGA ..... 7 vs. Long Beach St. (11/17)  
3FGM ..... none  
3FGA ..... none  
FT ..... 3 vs. Wichita State (11/24)  
                    vs. Virginia (12/28)  
FTA ..... 5 vs. Virginia (12/28)

14 Anas Mahmoud Career Highs

Points..... 15 vs. Georgia Tech (1/23/16)  
Reb. .... 10 vs. Clemson (1/10/16)  
Asst. .... 3 vs. Wake Forest (1/4/15)  
Blocks .... 6 vs. Wichita State (11/24/16)  
Steals .... 3 vs. Florida State (1/20/16)  
FGM ..... 6 vs. Georgia Tech (1/23/16)  
FGA ..... 9 vs. Georgia Tech (1/23/16)  
3FGM ..... none  
3FGA ..... none  
FT ..... 3 (3 times) latest: vs. Wichita St. (11/24/16)  
FTA ..... 6 vs. Georgia Tech (1/23/16)

14 Anas Mahmoud Game-by-Game

14 Anas Mahmoud Game-by-Game														3-Point				Rebounds									
Opponent	Date	GS	Min	FG	FGA	Pct	FG	FGA	Pct	FT	FTA	Pct	Off	Def	Tot	Avg	PF	FO	A	TO	Blk	Stl	Pts	Avg			
EVANSVILLE	11/11/16	17	5	5	1.000	0	0	.000	0	0	.000	1	4	5	5.0	2	0	1	1	3	1	10	10.0				
WM. & MARY	11/14/16	14	1	2	.500	0	0	.000	0	0	.000	2	1	3	4.0	4	0	1	1	1	2	2	6.0				
LONG BEACH ST	11/17/16	20	4	7	.571	0	0	.000	0	0	.000	3	5	8	5.3	2	0	1	1	2	0	8	6.7				
vs Old Dominion	11/23/16	16	1	3	.333	0	0	.000	0	0	.000	0	2	2	4.5	4	0	0	2	1	0	2	5.5				
vs Wichita State	11/24/16	31	1	1	1.000	0	0	.000	3	4	.750	2	3	5	4.6	2	0	1	3	6	0	5	5.4				
vs Baylor	11/25/16	14	1	1	1.000	0	0	.000	0	0	.000	0	0	0	3.8	3	0	2	0	1	1	2	4.8				
PURDUE	11/30/16	14	4	4	1.000	0	0	.000	1	2	.500	0	1	1	3.4	5	1	2	0	1	1	9	5.4				
at Grand Canyon	12/3/16	DNP																									
SO. ILLINOIS	12/7/16	DNP																									
TEXAS SOUTHERN	12/10/16	DNP																									
EASTERN KY	12/17/16	16	3	5	.600	0	0	.000	0	1	.000	3	1	4	3.5	1	0	0	1	5	2	6	5.5				
KENTUCKY	12/21/16	16	0	1	.000	0	0	.000	0	0	.000	2	1	3	3.4	1	0	1	2	2	0	0	4.9				
VIRGINIA	12/28/16	25	2	5	.400	0	0	.000	3	5	.600	0	3	3	3.4	1	0	2	2	2	0	7	5.1				

14 Anas Mahmoud Statistics

Year	GP	GS	Min	Avg	FG	FGA	Pct	3FG	3FGA	Pct	FT	FTA	Pct	OReb	DReb	Reb	Avg	PF	FO	Ast	TO	Blk	Stl	Pts	Avg
2014-15	30	2	236	7.9	13	25	.520	0	0	.000	9	12	.750	17	24	41	1.4	30	0	11	14	20	4	35	1.2
2015-16	22	2	288	13.1	29	62	.468	0	0	.000	13	33	.394	25	40	65	3.0	36	2	12	17	29	11	71	3.2
2016-17	10	0	183	18.3	22	34	.647	0	0	.000	7	12	.583	13	21	34	3.4	25	1	11	13	24	7	51	5.1
TOTAL	62	4	707	11.4	64	121	.529	0	0	.000	29	57	.509	55	85	140	2.3	91	3	34	44	73	22	157	2.5



## 15 Tyler Sharpe

**G 6-1 185 Fr. - HS Mt. Washington, Ky. (Bullitt East HS)**


■ Walk-on guard has played in five of the Cardinals' 13 games.  
 ■ Averaged 19.5 points, 4.3 rebounds and 4.5 assists as a senior in 2015-16 as Bullitt East High School in Mt. Washington, Ky., posted a 27-6 record and reached the regional finals.

■ Honored as the 2016 Sixth Region Player of the Year and a finalist for Kentucky's Mr. Basketball.

■ Scored 1,606 career points for the Chargers and finished third on Bullitt East's all-time assists list.

■ The left-handed guard made 86 three-point goals his senior year with a 34.8 percent accuracy. He set the Bullitt East career three-point record with 243.

■ Born Jan. 14, 1998 ... Major is sport administration.



### 15 Tyler Sharpe

Games With ...	Season	Career
Double-Figure scoring.....	0	0
6 or more rebounds.....	0	0
4 or more assists.....	0	0
A blocked shot.....	0	0
A steal.....	0	0
A three-pointer.....	0	0
20+ points.....	0	0

### 15 Tyler Sharpe Season/Career Highs

Points..... none  
 Reb. .... 1 vs. Texas Southern (12/10)  
 Asst. .... 1 vs. Eastern Kentucky (12/17)  
 Blocks .... none  
 Steals .... none  
 FGM ..... none  
 FGA ..... 1 (3 times) *latest:* vs. Texas South. (12/10)  
 3FGM ..... none  
 3FGA ..... 1 (3 times) *latest:* vs. Texas South. (12/10)  
 FT ..... none  
 FTA ..... none

### 15 Tyler Sharpe Game-by-Game

15 Tyler Sharpe Game-by-Game															3-Point				Rebounds													
Opponent	Date	GS	Min	FG	FGA	Pct	FG	FGA	Pct	FT	FTA	Pct	Off	Def	Tot	Avg	PF	FO	A	TO	Blk	Stl	Pts	Avg								
EVANSVILLE	11/11/16			1	0	0	.000	0	0	.000	0	0	.000	0	0	0	0.0	0	0	0	0	0	0	0.0								
WM. & MARY	11/14/16			DNP																												
LONG BEACH ST	11/17/16			1	0	1	.000	0	1	.000	0	0	.000	0	0	0	0.0	0	0	0	0	0	0	0.0								
vs Old Dominion	11/23/16			DNP																												
vs Wichita State	11/24/16			DNP																												
vs Baylor	11/25/16			DNP																												
PURDUE	11/30/16			DNP																												
at Grand Canyon	12/3/16			DNP																												
SO. ILLINOIS	12/7/16			1	0	1	.000	0	1	.000	0	0	.000	0	0	0	0.0	0	0	0	0	0	0	0.0								
TEXAS SOUTHERN	12/10/16			1	0	1	.000	0	1	.000	0	0	.000	1	0	1	0.3	0	0	0	0	0	0	0.0								
EASTERN KY	12/17/16			1	0	0	.000	0	0	.000	0	0	.000	0	0	0	0.2	0	0	1	1	0	0	0.0								
KENTUCKY	12/21/16			DNP																												
VIRGINIA	12/28/16			DNP																												

### 15 Tyler Sharpe Statistics

Year	GP	GS	Min	Avg	FG	FGA	Pct	3FG	3FGA	Pct	FT	FTA	Pct	OReb	DReb	Reb	Avg	PF	FO	Ast	TO	Blk	Stl	Pts	Avg
2016-17	5	0	5	1.0	0	3	.000	0	3	.000	0	0	.000	1	0	1	0.2	0	0	1	1	0	0	0	0.0
TOTAL	5	0	5	1.0	0	3	.000	0	3	.000	0	0	.000	1	0	1	0.2	0	0	1	1	0	0	0	0.0

22 Deng Adel

F 6-7 200 So. - 1L Melbourne, Australia (Victory Rock Prep)

- Starter at small forward for the Cardinals.
- Scored a career-high 18 points while pulling down six rebounds and dishing out two assists against Kentucky. He connected on 6-of-6 from the foul line.
- Recorded his first career double-double with 12 points and a career-high 12 rebounds against Southern Illinois.
- Scored 11 of his game-high 15 points in the second half at Grand Canyon.
- Opened his freshman season as the starter at small forward in the first two games before an injury sidelined him for a month. He started the last five games, averaging 7.2 points and 3.2 rebounds per game.
- Top effort as a freshman was in totaling season highs with 13 points, seven rebounds, four assists and 34 minutes against Boston College.
- One of four players on the Cardinals' roster with international ties.
- Has a 7-0 wingspan.
- Was born in Sudan, Africa and moved to Australia as a child, following a similar path as teammate Mangok Mathiang.
- Born Aug. 7, 1996 ... Major is communication.



22 Deng Adel

Games With ...	Season	Career
Double-Figure scoring.....	7	11
6 or more rebounds .....	3	5
4 or more assists .....	1	2
A blocked shot .....	3	4
A steal .....	9	12
A three-pointer .....	8	13
20+ points .....	0	0

22 Deng Adel Season Highs

Points..... 18 vs. Kentucky (12/21)  
Reb. .... 12 vs. Southern Illinois (12/7)  
Asst. .... 5 vs. William & Mary (11/14)  
Blocks .... 3 vs. Texas Southern (12/10)  
Steals .... 4 vs. William & Mary (11/14)  
FGM ..... 7 vs. Grand Canyon (12/3)  
FGA ..... 16 vs. Grand Canyon (12/3)  
3FGM ..... 3 vs. Wichita State (11/24)  
3FGA ..... 5 (3 times) *latest:* vs. Texas South. (12/10)  
FT ..... 7 vs. William & Mary (11/14)  
FTA ..... 7 vs. William & Mary (11/14)

22 Deng Adel Career Highs

Points..... 18 vs. Kentucky (12/21/16)  
Reb. .... 12 vs. Southern Illinois (12/7/16)  
Asst. .... 5 vs. William & Mary (11/14/16)  
Blocks .... 3 vs. Texas Southern (12/10/16)  
Steals .... 4 vs. William & Mary (11/14/16)  
FGM ..... 7 vs. Grand Canyon (12/3/16)  
FGA ..... 16 vs. Grand Canyon (12/3/16)  
3FGM ..... 3 vs. Wichita State (11/24/16)  
3FGA ..... 5 (3 times) *latest:* vs. Texas South. (12/10/16)  
FT ..... 7 vs. William & Mary (11/14/16)  
FTA ..... 8 vs. Samford (11/13/15)

22 Deng Adel Game-by-Game

Opponent	Date	GS	Min	FG	FGA	Pct	3-Point FG FGA	Pct	FT	FTA	Pct	Rebounds Off Def Tot	Avg	PF	FO	A	TO	Blk	Stl	Pts	Avg
EVANSVILLE	11/11/16	*	23	1	8	.125	0 3	.000	4	5	.800	1 4 5	5.0	0	0	2	1	0	1	6	6.0
WM. & MARY	11/14/16	*	27	4	9	.444	1 5	.200	7	7	1.000	1 4 5	5.0	1	0	5	0	0	4	16	11.0
LONG BEACH ST	11/17/16	*	24	5	9	.556	1 2	.500	0	0	.000	0 3 3	4.3	1	0	3	0	1	0	11	11.0
vs Old Dominion	11/23/16	*	40	2	13	.154	1 3	.333	0	1	.000	0 2 2	3.8	2	0	3	1	0	2	5	9.5
vs Wichita State	11/24/16	*	21	3	6	.500	3 4	.750	2	2	1.000	0 2 2	3.4	5	1	1	1	0	0	11	9.8
vs Baylor	11/25/16	*	30	1	9	.111	0 2	.000	2	2	1.000	1 4 5	3.7	4	0	1	1	0	1	4	8.8
PURDUE	11/30/16	*	31	3	7	.429	2 4	.500	1	2	.500	1 4 5	3.9	1	0	2	3	0	1	9	8.9
at Grand Canyon	12/3/16	*	29	7	16	.438	1 5	.200	0	0	.000	2 1 3	3.8	3	0	0	1	0	1	15	9.6
SO. ILLINOIS	12/7/16	*	26	6	12	.500	0 2	.000	0	1	.000	2 10 12	4.7	2	0	2	1	0	0	12	9.9
TEXAS SOUTHERN	12/10/16	*	33	4	10	.400	2 5	.400	1	2	.500	2 4 6	4.8	1	0	1	2	3	0	11	10.0
EASTERN KY	12/17/16	*	26	2	8	.250	0 3	.000	3	3	1.000	0 3 3	4.6	1	0	3	2	1	1	7	9.7
KENTUCKY	12/21/16	*	37	5	10	.500	2 3	.667	6	6	1.000	1 5 6	4.8	4	0	2	1	0	1	18	10.4
VIRGINIA	12/28/16	*	27	3	9	.333	0 4	.000	2	3	.667	0 2 2	4.5	0	0	1	1	0	1	8	10.2

22 Deng Adel Statistics

Year	GP	GS	Min	Avg	FG	FGA	Pct	3FG	3FGA	Pct	FT	FTA	Pct	OReb	DReb	Reb	Avg	PF	FO	Ast	TO	Blk	Stl	Pts	Avg
2015-16	22	8	267	12.1	31	68	.456	7	20	.350	20	27	.741	10	36	46	2.1	23	0	14	26	1	6	89	4.0
2016-17	13	13	374	28.8	46	126	.365	13	45	.289	28	34	.824	11	48	59	4.5	25	1	26	15	5	13	133	10.2
TOTAL	35	21	641	18.3	77	194	.397	20	65	.308	48	61	.787	21	84	105	3.0	48	1	40	41	6	19	222	6.3

23 David Levitch

G 6-3 180 Sr. - 3L Goshen, Ky. (North Oldham HS)

- Last name is pronounced LEV-itch.
- Scored a season-high six points against Long Beach State and Eastern Kentucky.
- Graduated with a bachelor's degree in sport administration on Dec. 15 and will take graduate classes in the spring semester.
- Scored nine points in 15 minutes in UofL's exhibition win over Bellarmine.
- Pitino has confidence in putting the senior in the game in most any situation.
- A walk-on for this first two seasons and his senior year, he earned a scholarship for his junior year.
- Saw action in 18 games as a junior, scoring in 10.
- Scored a career-high nine points vs. Cal State Northridge during his sophomore year, connecting on a career-best three three-pointers.
- Scored nearly 2,000 career points at North Oldham High School while burying 220 three-point goals in four years.
- His father David played college basketball at Centre College.
- Born Sept. 28, 1994 ... Major is sport administration.



23 David Levitch		
Games With ...	Season	Career
Double-Figure scoring.....	0	0
6 or more rebounds .....	0	0
4 or more assists .....	0	0
A blocked shot .....	0	0
A steal .....	5	13
A three-pointer .....	4	16
20+ points .....	0	0

23 David Levitch Season Highs

- Points..... 6 vs. Long Beach St. (11/17)  
vs. Eastern Kentucky (12/17)  
Reb. .... 4 vs. Old Dominion (11/23)  
Asst..... 2 (4 times) *latest:* vs. Eastern Ky. (12/17)  
Blocks .... none  
Steals ..... 2 vs. Grand Canyon (12/3)  
FGM ..... 2 vs. Long Beach St. (11/17)  
vs. Eastern Kentucky (12/17)  
FGA ..... 3 (3 times) *latest:* vs. Eastern Ky. (12/17)  
3FGM ..... 2 vs. Long Beach St. (11/17)  
vs. Eastern Kentucky (12/17)  
3FGA ..... 3 vs. Eastern Kentucky (12/17)  
FT ..... 1 vs. William & Mary (11/14)  
vs. Texas Southern (12/10)  
FTA ..... 3 vs. William & Mary (11/14)  
vs. Texas Southern (12/10)

23 David Levitch Career Highs

- Points..... 9 vs. Cal State Northridge (12/23/14)  
vs. Grand Canyon (12/5/15)  
Reb. .... 4 vs. Old Dominion (11/23/16)  
Asst..... 2 (6 times) *latest:* vs. Eastern Ky. (12/17/16)  
Blocks .... none  
Steals ..... 2 (3 times) *latest:* vs. Grand Canyon (12/3/16)  
FGM ..... 3 vs. Cal State Northridge (12/23/14)  
vs. Grand Canyon (12/5/15)  
FGA ..... 4 vs. Cal State Northridge (12/23/14)  
3FGM ..... 3 vs. Cal State Northridge (12/23/14)  
3FGA ..... 4 vs. Cal State Northridge (12/23/14)  
FT ..... 4 vs. Utah Valley (12/23/15)  
FTA ..... 4 (4 times) *latest:* Utah Valley (12/23/15)

23 David Levitch Game-by-Game

Opponent	Date	GS	Min	FG	FGA	Pct	FG	FGA	Pct	FT	FTA	Pct	Off	Def	Tot	Avg	PF	FO	A	TO	Blk	Stl	Pts	Avg
EVANSVILLE	11/11/16	12	0	2	.000	0	0	.000	0	0	.000	0	3	3	3.0	0	0	2	0	0	1	0	0.0	
WM. & MARY	11/14/16	4	0	2	.000	0	1	.000	1	3	.333	1	0	1	2.0	0	0	0	0	0	0	1	0.5	
LONG BEACH ST	11/17/16	9	2	3	.667	2	2	1.000	0	0	.000	1	0	1	1.7	0	0	0	0	0	1	6	2.3	
vs Old Dominion	11/23/16	7	1	2	.500	1	2	.500	0	0	.000	1	3	4	2.3	0	0	0	0	0	1	3	2.5	
vs Wichita State	11/24/16	8	1	1	1.000	0	0	.000	0	0	.000	0	0	0	1.8	0	0	2	0	0	0	2	2.4	
vs Baylor	11/25/16	7	1	1	1.000	0	0	.000	0	0	.000	0	1	1	1.7	1	0	0	0	0	0	2	2.3	
PURDUE	11/30/16	5	1	1	1.000	0	0	.000	0	0	.000	0	0	0	1.4	0	0	0	0	0	0	2	2.3	
at Grand Canyon	12/3/16	14	0	1	.000	0	1	.000	0	0	.000	0	2	2	1.5	0	0	2	0	0	2	0	2.0	
SO. ILLINOIS	12/7/16	6	1	2	.500	0	0	.000	0	0	.000	0	0	0	1.3	3	0	0	0	0	0	2	2.0	
TEXAS SOUTHERN	12/10/16	13	1	3	.333	1	2	.500	1	3	.333	2	1	3	1.5	0	0	1	0	0	1	4	2.2	
EASTERN KY	12/17/16	9	2	3	.667	2	3	.667	0	0	.000	0	0	0	1.4	1	0	2	1	0	0	6	2.5	
KENTUCKY	12/21/16	12	0	2	.000	0	0	.000	0	2	.000	1	0	1	1.3	1	0	0	0	0	0	0	2.3	
VIRGINIA	12/28/16	DNP																						

23 David Levitch Statistics

Year	GP	GS	Min	Avg	FG	FGA	Pct	3FG	3FGA	Pct	FT	FTA	Pct	OReb	DReb	Reb	Avg	PF	FO	Ast	TO	Blk	Stl	Pts	Avg
2013-14	18	0	47	2.6	4	15	.267	3	8	.375	5	8	.625	0	6	6	0.3	7	0	3	3	0	1	16	0.9
2014-15	21	1	101	4.8	4	15	.267	4	10	.400	12	17	.706	4	2	6	0.3	13	0	6	5	0	4	24	1.1
2015-16	18	0	127	7.1	13	20	.650	8	12	.667	8	11	.727	4	8	12	0.7	10	0	9	5	0	5	42	2.3
2016-17	12	0	106	8.8	10	23	.435	6	11	.545	2	8	.250	6	10	16	1.3	6	0	9	1	0	6	28	2.3
TOTAL	69	1	381	5.5	31	73	.425	21	41	.512	27	44	.614	14	26	40	0.6	36	0	27	14	0	16	110	1.6

## 30 Ryan McMahon

**G 6-0 170 Fr. - RS Sarasota, Fla. (Cardinal Mooney HS)**

■ Redshirted during the 2015-16 season, he is the best long-range shooter for the Cardinals.

■ Scored a season-high eight points against Texas Southern.

■ Buried a pair of three-pointers against No. 15 Purdue.

■ Quality 15 minutes against Long Beach State with six points, five assists and three rebounds, connecting on both of his three-point attempts.

■ Averaged 26.4 points, 3.3 assists, 3.0 rebounds and 2.5 steals as a senior in 2014-15 in leading Cardinal Mooney to a 26-4 record and the state final four for the first time in school history. He made 51 percent of his three-pointers (127 of 249) and 83 percent at the free throw line.

■ Honored as the 2015 Florida Class 3A Player of the Year, he was third in the 2015 voting for Florida Mr. Basketball

■ His father Dave played basketball at Valparaiso, his mother Kim played volleyball and his sister played volleyball at Jacksonville.

■ Born Sept. 22, 1996 ...Major is finance.



### 30 Ryan McMahon

Games With ...	Season	Career
Double-Figure scoring.....	0	0
6 or more rebounds.....	0	0
4 or more assists.....	1	1
A blocked shot.....	2	2
A steal.....	2	2
A three-pointer.....	4	4
20+ points.....	0	0

### 30 Ryan McMahon Season/Career Highs

Points..... 8 vs. Texas Southern (12/10)  
 Reb. .... 3 vs. Long Beach St. (11/17)  
 Asst. .... 5 vs. Long Beach St. (11/17)  
 Blocks .... 1 vs. Long Beach St. (11/17)  
                   vs. Eastern Kentucky (12/17)  
 Steals .... 1 vs. Long Beach St. (11/17)  
                   vs. Purdue (11/30)  
 FGM ..... 2 (3 times) *latest:* vs. Texas South. (12/10)  
 FGA ..... 6 vs. Texas Southern (12/10)  
 3FGM ..... 2 (3 times) *latest:* vs. Texas South. (12/10)  
 3FGA ..... 5 vs. Texas Southern (12/10)  
 FT ..... 2 (3 times) *latest:* vs. Virginia (12/28)  
 FTA ..... 2 (3 times) *latest:* vs. Virginia (12/28)

### 30 Ryan McMahon Game-by-Game

30 Ryan McMahon Game-by-Game						3-Point			Rebounds															
Opponent	Date	GS	Min	FG	FGA	Pct	FG	FGA	Pct	FT	FTA	Pct	Off	Def	Tot	Avg	PF	FO	A	TO	Blk	Stl	Pts	Avg
EVANSVILLE	11/11/16	6	0	2	.000	0	1	.000	0	0	.000	0	0	0	0	0.0	3	0	0	0	0	0	0	0.0
WM. & MARY	11/14/16	5	0	1	.000	0	1	.000	0	0	.000	0	0	0	0	0.0	0	0	3	0	0	0	0	0.0
LONG BEACH ST	11/17/16	15	2	2	1.000	2	2	1.000	0	0	.000	0	3	3	1.0	3	0	5	1	1	1	6	2.0	
vs Old Dominion	11/23/16	2	0	0	.000	0	0	.000	0	0	.000	0	0	0	0	0.8	0	0	0	0	0	0	1.5	
vs Wichita State	11/24/16	2	0	1	.000	0	1	.000	0	0	.000	0	1	1	0.8	0	0	0	1	0	0	0	1.2	
vs Baylor	11/25/16	1	0	1	.000	0	1	.000	2	21.000	0	0	0	0	0.7	0	0	0	0	0	0	2	1.3	
PURDUE	11/30/16	9	2	2	1.000	2	2	1.000	0	0	.000	0	1	1	0.7	1	0	1	0	0	1	6	2.0	
at Grand Canyon	12/3/16	4	0	1	.000	0	1	.000	0	0	.000	0	0	0	0.6	1	0	0	0	0	0	0	1.8	
SO. ILLINOIS	12/7/16	10	0	3	.000	0	3	.000	0	0	.000	0	0	0	0.6	1	0	1	0	0	0	0	1.6	
TEXAS SOUTHERN	12/10/16	10	2	6	.333	2	5	.400	2	21.000	0	1	1	0.6	2	0	0	0	0	0	0	8	2.2	
EASTERN KY	12/17/16	9	1	2	.500	1	2	.500	0	0	.000	0	1	1	0.6	1	0	0	1	1	0	3	2.3	
KENTUCKY	12/21/16	DNP																						
VIRGINIA	12/28/16	2	0	0	.000	0	0	.000	2	21.000	0	0	0	0	0.6	1	0	0	1	0	0	2	2.3	

### 30 Ryan McMahon Statistics

Year	GP	GS	Min	Avg	FG	FGA	Pct	3FG	3FGA	Pct	FT	FTA	Pct	OReb	DReb	Reb	Avg	PF	FO	Ast	TO	Blk	Stl	Pts	Avg
2016-17	12	0	75	6.3	7	21	.333	7	19	.368	6	6	1.000	0	7	7	0.6	13	0	10	4	2	2	27	2.3
TOTAL	12	0	75	6.3	7	21	.333	7	19	.368	6	6	1.000	0	7	7	0.6	13	0	10	4	2	2	27	2.3



45 Donovan Mitchell

G 6-3 195 So. - 1L Greenwich, Conn. (Brewster Academy)

- Starter at shooting guard in every game.
- Leads the ACC and ranks 30th in the nation in steals. His 28 steals in 13 games are three more than his entire freshman year.
- Second leading scorer in UofL's balanced lineup (11.5 ppg), he has scored at least seven points in every game this season.
- Blocked four shots vs. William & Mary, one more than his entire freshman year. He added nine points, five rebounds and three assists in the game.
- Trimmed 15 pounds and significantly improved his shot in the offseason.
- Played at least 10 minutes in every game as a freshman and was a starter on five occasions. He scored in double figures in 13 games.
- Started his first collegiate game against Wake Forest, scoring a career-high 18 points and pulling down a career-best eight rebounds while contributing two steals.
- One of just 10 players in Louisville history to score as many as 14 points in a freshman career debut.
- Averaged 14.3 points, 5.7 rebounds, 2.4 assists and 1.8 steals in 2014-15, helping Brewster Academy to a 34-1 record and its second straight National Prep Championship in 2015. He was an All-New England AAA first team selection by NEPSAC.
- Born Sept. 7, 1996 ... Major is communication.



45 Donovan Mitchell		
Games With ...	Season	Career
Double-Figure scoring.....	7	20
6 or more rebounds .....	5	12
4 or more assists .....	2	4
A blocked shot .....	3	6
A steal .....	12	27
A three-pointer .....	11	25
20+ points .....	0	0

45 Donovan Mitchell Season Highs

Points..... 17 vs. Baylor (11/25)  
Reb. .... 8 vs. Wichita State (11/24)  
vs. Baylor (11/25)  
Asst..... 5 vs. Wichita State (11/24)  
Blocks .... 4 vs. William & Mary (11/14)  
Steals ..... 7 vs. Old Dominion (11/23)  
FGM ..... 6 vs. Evansville (11/11)  
vs. Baylor (11/25)  
FGA ..... 16 vs. Old Dominion (11/23)  
3FGM ..... 3 vs. Old Dominion (11/23)  
3FGA ..... 9 vs. Texas Southern (12/10)  
FT..... 5 vs. Eastern Kentucky (12/17)  
vs. Kentucky (12/21)  
FTA..... 7 vs. Kentucky (12/21)

45 Donovan Mitchell Career Highs

Points..... 18 vs. Wake Forest (1/3/16)  
Reb. .... 8 (3 times) *latest:* vs. Baylor (11/25/16)  
Asst..... 7 vs. Eastern Michigan (12/12/15)  
Blocks .... 4 vs. William & Mary (11/14/16)  
Steals ..... 7 vs. Old Dominion (11/23/16)  
FGM ..... 7 vs. Wake Forest (1/3/16)  
vs. Duke (2/8/16)  
FGA ..... 16 vs. Old Dominion (11/23/16)  
3FGM ..... 3 vs. Utah Valley (12/23/15)  
vs. Old Dominion (11/23/16)  
3FGA ..... 9 vs. Texas Southern (12/10/16)  
FT..... 5 (3 times) *latest:* vs. Kentucky (12/21/16)  
FTA..... 7 vs. Kentucky (12/21/16)

45 Donovan Mitchell Game-by-Game

Opponent	Date	GS	Min	FG	FGA	3-Point			Pct	FT	FTA	Rebounds				Avg	PF	FO	A	TO	Blk	Stl	Pts	Avg
						Pct	FG	FGA				Pct	Off	Def	Tot									
EVANSVILLE	11/11/16	*	26	6	11	.545	2	6	.333	1	2	.500	2	3	5	5.0	0	0	3	3	0	4	15	15.0
WM. & MARY	11/14/16	*	29	4	10	.400	1	5	.200	0	0	.000	1	4	5	5.0	3	0	3	2	4	1	9	12.0
LONG BEACH ST	11/17/16	*	27	3	10	.300	2	5	.400	0	0	.000	2	4	6	5.3	0	0	1	2	1	2	8	10.7
vs Old Dominion	11/23/16	*	40	4	16	.250	3	6	.500	4	5	.800	3	4	7	5.8	3	0	2	2	0	7	15	11.8
vs Wichita State	11/24/16	*	35	5	13	.385	2	8	.250	2	3	.667	1	7	8	6.2	1	0	5	1	0	3	14	12.2
vs Baylor	11/25/16	*	36	6	11	.545	2	5	.400	3	4	.750	2	6	8	6.5	3	0	4	4	0	1	17	13.0
PURDUE	11/30/16	*	22	3	9	.333	0	3	.000	2	21	.000	1	4	5	6.3	4	0	1	2	1	1	8	12.3
at Grand Canyon	12/3/16	*	26	4	9	.444	1	3	.333	0	0	.000	1	3	4	6.0	0	0	1	1	1	1	9	11.9
SO. ILLINOIS	12/7/16	*	26	2	8	.250	1	5	.200	2	4	.500	0	3	3	5.7	0	0	3	1	1	2	7	11.3
TEXAS SOUTHERN	12/10/16	*	27	4	14	.286	2	9	.222	2	21	.000	3	2	5	5.6	2	0	3	0	0	4	12	11.4
EASTERN KY	12/17/16	*	19	4	9	.444	2	7	.286	5	51	.000	1	6	7	5.7	3	0	0	2	0	1	15	11.7
KENTUCKY	12/21/16	*	28	3	12	.250	2	5	.400	5	7	.714	0	4	4	5.6	3	0	1	4	0	0	13	11.8
VIRGINIA	12/28/16	*	36	3	11	.273	1	6	.167	0	0	.000	0	2	2	5.3	4	0	0	1	0	1	7	11.5

45 Donovan Mitchell Statistics

Year	GP	GS	Min	Avg	FG	FGA	Pct	3FG	3FGA	Pct	FT	FTA	Pct	OReb	DReb	Reb	Avg	PF	FO	Ast	TO	Blk	Stl	Pts	Avg
2015-16	31	5	591	19.1	84	190	.442	18	72	.250	43	57	.754	34	70	104	3.4	78	2	52	30	3	25	229	7.4
2016-17	13	13	377	29.0	51	143	.357	21	73	.288	26	34	.765	17	52	69	5.3	26	0	27	25	8	28	149	11.5
TOTAL	44	18	968	22.0	135	333	.405	39	145	.269	69	91	.758	51	122	173	3.9	104	2	79	55	11	53	378	8.6



**2016-17 Louisville Men's Basketball**  
**LOUISVILLE Combined Team Statistics (as of Dec 28, 2016)**  
**All games**



<b>RECORD:</b>	<b>OVERALL</b>	<b>HOME</b>	<b>AWAY</b>	<b>NEUTRAL</b>
ALL GAMES	11-2	8-1	1-0	2-1
CONFERENCE	0-1	0-1	0-0	0-0
NON-CONFERENCE	11-1	8-0	1-0	2-1

#	Player	gp-gs	min	avg	Total		3-Point		F-Throw		Rebounds				pf	dq	a	to	blk	stl	pts	avg
					fg-fga	fg%	3fg-fga	3fg%	ft-fga	ft%	off	def	tot	avg								
04	SNIDER, Quentin	13-13	368	28.3	49-139	.353	22-65	.338	31-45	.689	9	25	34	2.6	20	0	48	16	0	3	151	11.6
45	MITCHELL, Donovan	13-13	377	29.0	51-143	.357	21-73	.288	26-34	.765	17	52	69	5.3	26	0	27	25	8	28	149	11.5
22	ADEL, Deng	13-13	374	28.8	46-126	.365	13-45	.289	28-34	.824	11	48	59	4.5	25	1	26	15	5	13	133	10.2
10	JOHNSON, Jaylen	13-13	275	21.2	52-84	.619	1-3	.333	17-33	.515	49	49	98	7.5	30	0	4	19	14	6	122	9.4
00	KING, VJ	13-0	179	13.8	29-64	.453	8-16	.500	27-32	.844	12	23	35	2.7	9	0	5	8	1	2	93	7.2
13	SPALDING, Ray	13-0	243	18.7	36-56	.643	0-3	.000	17-25	.680	20	46	66	5.1	37	3	12	13	14	8	89	6.8
12	MATHIANG, Mangok	13-13	259	19.9	26-62	.419	0-0	.000	23-37	.622	34	55	89	6.8	36	1	11	19	16	6	75	5.8
14	MAHMOUD, Anas	10-0	183	18.3	22-34	.647	0-0	.000	7-12	.583	13	21	34	3.4	25	1	11	13	24	7	51	5.1
01	HICKS, Tony	9-0	108	12.0	13-38	.342	3-13	.231	6-10	.600	2	10	12	1.3	6	0	12	13	0	6	35	3.9
05	STOCKMAN, Matz	11-0	59	5.4	10-16	.625	0-0	.000	9-15	.600	11	9	20	1.8	8	0	3	6	2	2	29	2.6
23	LEVITCH, David	12-0	106	8.8	10-23	.435	6-11	.545	2-8	.250	6	10	16	1.3	6	0	9	1	0	6	28	2.3
30	McMAHON, Ryan	12-0	75	6.3	7-21	.333	7-19	.368	6-6	1.000	0	7	7	0.6	13	0	10	4	2	2	27	2.3
11	HENDERSON, Jay	6-0	14	2.3	2-4	.500	1-2	.500	2-2	1.000	0	0	0	0.0	4	0	2	0	0	3	7	1.2
15	SHARPE, Tyler	5-0	5	1.0	0-3	.000	0-3	.000	0-0	.000	1	0	1	0.2	0	0	1	1	0	0	0	0.0
Team											12	9	21				1					
Total.....		13	2625		353-813	.434	82-253	.324	201-293	.686	197	364	561	43.2	245	6	181	154	86	92	989	76.1
Opponents.....		13	2625		274-739	.371	69-246	.280	167-266	.628	149	311	460	35.4	255	-	138	204	37	72	784	60.3

<b>TEAM STATISTICS</b>	<b>LOU</b>	<b>OPP</b>	<b>Date</b>	<b>Opponent</b>	<b>Score</b>	<b>Att.</b>
SCORING	989	784	11/11/16	EVANSVILLE	w 78-47	21129
Points per game	76.1	60.3	11/14/16	WILLIAM & MARY	w 91-58	19314
Scoring margin	+15.8	-	11/17/16	LONG BEACH ST	w 88-56	14337
FIELD GOALS-ATT	353-813	274-739	11/23/16	vs Old Dominion	Wot 68-62	1601
Field goal pct	.434	.371	11/24/16	vs Wichita State	w 62-52	1604
3 POINT FG-ATT	82-253	69-246	11/25/16	vs Baylor	L 63-66	1655
3-point FG pct	.324	.280	11/30/16	PURDUE	w 71-64	21841
3-pt FG made per game	6.3	5.3	12/3/16	at Grand Canyon	w 79-70	7493
FREE THROWS-ATT	201-293	167-266	12/7/16	SOUTHERN ILLINOIS	w 74-51	18894
Free throw pct	.686	.628	12/10/16	TEXAS SOUTHERN	w 102-71	18152
F-Throws made per game	15.5	12.8	12/17/16	EASTERN KENTUCKY	w 87-56	20889
REBOUNDS	561	460	12/21/16	KENTUCKY	w 73-70	22783
Rebounds per game	43.2	35.4	* 12/28/16	VIRGINIA	L 53-61	21676
Rebounding margin	+7.8	-	* - Conference game			
ASSISTS	181	138				
Assists per game	13.9	10.6				
TURNOVERS	154	204				
Turnovers per game	11.8	15.7				
Turnover margin	+3.8	-				
Assist/turnover ratio	1.2	0.7				
STEALS	92	72				
Steals per game	7.1	5.5				
BLOCKS	86	37				
Blocks per game	6.6	2.8				
ATTENDANCE	179015	12353				
Home games-Avg/Game	9-19891	1-7493				
Neutral site-Avg/Game	-	3-1620				

<b>Score by Periods</b>	<b>1st</b>	<b>2nd</b>	<b>OT</b>	<b>Totals</b>
LOUISVILLE	473	497	19	989
Opponents	356	415	13	784

# 2016-17 Louisville Men's Basketball Game-by-Game Team Statistics

Teams	FG-FGA	Pct	3Pt-Att	Pct	FT-FTA	Pct	O	D	Reb	PF-D	Asst	TO	Blk	Stl	1H	2H	OT	TOT
Evansville	16-57	.281	4-15	.267	11-20	.550	11	18	29	18-0	6	13	2	7	27	20		47
LOUISVILLE	30-63	.476	3-15	.200	15-27	.556	19	33	52	17-1	15	12	10	10	43	35		78
William & Mary	19-61	.311	6-29	.207	14-27	.519	14	28	42	21-0	11	16	3	2	31	27		58
LOUISVILLE	33-72	.457	10-28	.357	15-25	.600	17	32	49	23-0	21	9	11	10	44	47		91
Long Beach State	18-61	.295	6-18	.333	14-17	.824	14	23	37	20-0	6	19	3	8	27	29		56
LOUISVILLE	34-76	.447	7-20	.350	13-18	.722	21	30	51	14-0	20	10	9	9	42	46		88
Old Dominion	22-58	.379	3-16	.188	15-32	.469	13	38	51	28-1	12	22	6	5	24	25	13	62
LOUISVILLE	19-64	.297	8-20	.400	22-35	.629	16	33	49	27-2	12	14	3	10	24	25	19	68
Wichita State	18-57	.316	6-22	.273	10-18	.556	11	22	33	17-0	12	12	0	4	17	35		52
LOUISVILLE	19-52	.365	7-24	.292	17-23	.739	12	34	46	22-1	13	15	8	4	33	29		62
Baylor	26-49	.531	2-13	.154	12-17	.706	7	24	31	12-0	17	12	7	5	24	42		66
LOUISVILLE	25-64	.391	5-18	.278	8-10	.800	15	20	35	19-0	11	7	2	4	39	24		63
Purdue	19-53	.358	10-23	.435	16-22	.727	9	25	34	19-0	13	17	1	6	19	45		64
LOUISVILLE	28-58	.483	4-13	.308	11-17	.647	8	28	36	19-1	11	12	3	6	33	38		71
Grand Canyon	23-49	.469	6-12	.500	18-24	.750	6	19	25	20-0	7	13	3	2	37	33		70
LOUISVILLE	29-61	.475	5-15	.333	16-19	.842	14	22	36	19-0	15	10	4	5	36	43		79
Southern Illinois	19-54	.352	5-24	.208	8-11	.727	5	26	31	20-1	8	17	3	7	26	25		51
LOUISVILLE	27-59	.458	4-17	.235	16-26	.615	13	30	43	14-0	13	12	9	8	37	37		74
Texas Southern	26-74	.351	8-26	.308	11-20	.550	30	19	49	24-1	12	19	2	4	32	39		71
LOUISVILLE	34-78	.436	11-31	.355	23-30	.767	28	23	51	17-1	14	9	6	10	46	56		102
Eastern Kentucky	21-59	.356	6-18	.333	8-15	.533	10	21	31	17-0	12	17	3	8	16	40		56
LOUISVILLE	30-62	.484	10-24	.417	17-21	.810	14	33	47	16-0	19	16	14	7	36	51		87
Kentucky	23-58	.397	5-22	.227	19-29	.655	11	25	36	20-0	10	13	4	7	40	30		70
LOUISVILLE	26-60	.433	6-14	.429	15-20	.750	12	28	40	23-0	10	14	5	4	39	34		73
Virginia	24-49	.490	2-8	.250	11-14	.786	8	23	31	19-0	12	14	0	7	36	25		61
LOUISVILLE	19-44	.432	2-14	14.3	13-22	.591	8	18	26	15-0	7	14	2	5	21	32		53

## Specialty Stats Game-by-Game (UL/Opp)

Opponent	Date	Paint	Off TO	2nd Chnc	Fast Brk	Bench	Opponent	Date	Paint	Off TO	2nd Chnc	Fast Brk	Bench
Evansville	11/11/16	46/20	20/12	23/4	7/6	26/19	Grand Canyon	12/3/16	44/22	18/7	10/5	4/6	38/5
William & Mary	11/14/16	46/22	22/5	14/13	10/4	37/23	Southern Illinois	12/7/16	40/22	17/10	13/3	6/8	22/4
Long Beach State	11/17/16	42/20	25/12	19/12	0/4	40/18	Texas Southern	12/10/16	38/32	28/11	30/25	6/6	43/8
Old Dominion	11/23/16	20/34	17/11	18/13	4/4	12/15	Eastern Kentucky	12/17/16	38/26	21/14	16/4	18/6	42/17
Wichita State	11/24/16	18/20	8/9	16/16	5/2	21/24	Kentucky	12/21/16	34/32	8/13	11/4	8/12	6/12
Baylor	11/25/16	38/46	11/9	13/5	9/10	18/36	Virginia	12/28/16	26/26	13/18	6/8	4/8	26/29
Purdue	11/30/16	32/18	11/13	14/11	2/4	28/23							



## 2016-17 Louisville Men's Basketball LOUISVILLE Team Game-by-Game Comparison (as of Dec 28, 2016) All games



Opponent	1st	2nd	Score	Mar	Total FG	FG Pct	3-Pointers	3FG Pct	Free Throws	FT Pct	Rebounds	Assist	T/Over	Block	Steal	Fouls
EVANSVILLE	43/27	35/20	78-47	+31	30-63/16-57	.476/.281	3-15/4-15	.200/.267	15-27/11-20	.556/.550	52/29 +23	15/6	12/13	10/2	10/7	17/18
WILLIAM & MARY	44/31	47/27	91-58	+33	33-72/19-61	.458/.311	10-28/6-29	.357/.207	15-25/14-27	.600/.519	49/42 +7	21/11	9/16	11/3	10/2	23/21
LONG BEACH ST	42/27	46/29	88-56	+32	34-76/18-61	.447/.295	7-20/6-18	.350/.333	13-18/14-17	.722/.824	51/37 +14	20/6	10/19	9/3	9/8	14/20
Old Dominion	24/24	25/25	68-62	+6	19-64/22-58	.297/.379	8-20/3-16	.400/.188	22-35/15-32	.629/.469	49/51 (2)	12/12	14/22	3/6	10/5	27/28
Wichita State	33/17	29/35	62-52	+10	19-52/18-57	.365/.316	7-24/6-22	.292/.273	17-23/10-18	.739/.556	46/33 +13	13/12	15/12	8/0	4/4	22/17
Baylor	39/24	24/42	63-66	(3)	25-64/26-49	.391/.531	5-18/2-13	.278/.154	8-10/12-17	.800/.706	35/31 +4	11/17	7/12	2/7	4/5	19/12
PURDUE	33/19	38/45	71-64	+7	28-58/19-53	.483/.358	4-13/10-23	.308/.435	11-17/16-22	.647/.727	36/34 +2	11/13	12/17	3/1	6/6	19/19
Grand Canyon	36/37	43/33	79-70	+9	29-61/23-49	.475/.469	5-15/6-12	.333/.500	16-19/18-24	.842/.750	36/25 +11	15/7	10/13	4/3	5/2	19/20
SOUTHERN ILLINOIS	37/26	37/25	74-51	+23	27-59/19-54	.458/.352	4-17/5-24	.235/.208	16-26/8-11	.615/.727	43/31 +12	13/8	12/17	9/3	8/7	14/20
TEXAS SOUTHERN	46/32	56/39	102-71	+31	34-78/26-74	.436/.351	11-31/8-26	.355/.308	23-30/11-20	.767/.550	51/49 +2	14/12	9/19	6/2	10/4	17/24
EASTERN KENTUCKY	36/16	51/40	87-56	+31	30-62/21-59	.484/.356	10-24/6-18	.417/.333	17-21/8-15	.810/.533	47/31 +16	19/12	16/17	14/3	7/8	16/17
KENTUCKY	39/40	34/30	73-70	+3	26-60/23-58	.433/.397	6-14/5-22	.429/.227	15-20/19-29	.750/.655	40/36 +4	10/10	14/13	5/4	4/7	23/20
VIRGINIA	21/36	32/25	53-61	(8)	19-44/24-49	.432/.490	2-14/2-8	.143/.250	13-22/11-14	.591/.786	26/31 (5)	7/12	14/14	2/0	5/7	15/19

Note: Game totals are displayed in the format TEAM/OPPONENT for each category



2016-17 Louisville Men’s Basketball Miscellaneous Statistics

Louisville’s Record When the Cardinals ...		
Lead at halftime .....	8-1	
Trail at halftime .....	2-1	
Are tied at halftime .....	1-0	
Shoot better from the field than opponent .....	10-0	
Shoot worse from the field than opponent .....	1-2	
Shoot 50 percent or better from the field .....	0-0	
Shoot below 50 percent from the field .....	11-2	
Opp. shoots 50 pct. or better from the field .....	0-1	
Opp. shoots below 50 pct. from the field .....	11-1	
Make 7 or fewer three-point goals .....	7-2	
Make more than 7 three-point goals .....	4-0	
Attempt 20 or fewer three-point goals .....	7-2	
Attempt more than 20 three-point goals .....	4-0	
Shoot more free throws than their opp. ....	7-1	
Opponent shoots more free throws .....	4-1	
Outrebound their opponent .....	10-1	
Are outrebounded by their opponent .....	1-1	
Bench outscores the opponent bench .....	8-0	
Opponent bench outscores their bench .....	3-2	
Commit fewer turnovers than their opp. ....	9-1	
Commit more turnovers than their opp. ....	2-0	
Commit same number of turnover as opp. ....	0-1	
Commit 15 or fewer turnovers .....	10-2	
Commit more than 15 turnovers .....	1-0	
Lead with 5:00 Remaining .....	10-1	
Trail with 5:00 Remaining .....	0-1	
Tied with 5:00 Remaining .....	1-0	
1-3 point margins .....	1-0	
4-5 point margins .....	0-1	
6-10 point margins .....	4-1	
11-19 point margins .....	0-0	
20 or more point margins .....	6-0	
Overtime games .....	1-0	
Vs. Top 25 teams .....	2-2	
Home games .....	8-1	
Away games .....	1-0	
Neutral games .....	2-1	
Score 59 or fewer points .....	0-1	
Score 60-69 points .....	2-1	
Score 70-79 points .....	5-0	
Score 80-89 points .....	2-0	
Score 90 or more points .....	2-0	
Allow 59 or fewer points .....	6-0	
Allow 60-69 points .....	2-2	
Allow 70-79 points .....	3-0	
Allow 80 or more points .....	0-0	

Double-Doubles			
Johnson .....	2	Adel .....	1

Points Off Turnovers			
Louisville .....	198	Opponents .....	131

Bench Scoring			
Louisville.....	359 (27.6)	Opp.....	233 (17.9)

<b>Rebounding Advantage</b>			
Louisville.....	11	Opponents .....	2

Attendance		
Home .....	179,120	(19,902 avg.)
Away .....	7,493	(7,493 avg.)
Neutral .....	4,860	(1,620 avg.)
Total .....	191,473	(14,729 avg.)

Double-Figure Scoring Games	
Adel .....	7
Johnson .....	7
Mitchell .....	7
Snider .....	7
Mathiang .....	5
King .....	4
Spalding .....	4
Hicks .....	1
Mahmoud .....	1
Stockman .....	1

Games Leading UofL in Scoring	
Snider .....	5
Mitchell .....	3
Adel .....	2
Johnson .....	2
Mathiang .....	2
Hicks .....	1
King .....	1
Spalding .....	1

Games Leading UofL in Rebounding	
Johnson .....	4
Mathiang .....	4
Spalding .....	4
Adel .....	1
Mitchell .....	1

Games Leading UofL in Assists	
Snider .....	9
Mitchell .....	3
Adel .....	2
Mahmoud .....	2
McMahon .....	1

Scored Louisville’s First Points	
Who	
Johnson .....	3
Mathiang .....	3
Mitchell .....	3
Snider .....	3
Adel .....	1
How	
Jumper .....	3
Three-pointer .....	3
Layup .....	3
Free Throw .....	2
Dunk .....	1
Tip-In .....	1

Dunks		42
Johnson .....	15	
Spalding .....	14	
Mahmoud .....	5	
Mathiang .....	3	
Mitchell .....	2	
Adel .....	1	
King .....	1	
Stockman .....	1	

Jump Balls Controlled		
Louisville .....	6	(Mathiang 6)
Opponents .....	7	

Starting Lineups					
W-L	Forward	Forward	Center	Guard	Guard
11-2	Adel	Johnson	Mathiang	Snider	Mitchell

Scoring Summary				
	1st Half	2nd Half	OT	Total
Louisville	473	497	19	989
Opponents	356	415	13	784

Leads and Deficits	
UL’s Biggest Halftime Lead .....	20 (36-16) vs. Eastern Ky. (12/17)
UL’s Biggest Halftime Lead Blown .....	15 (39-24) vs. Baylor (11/25)
UL’s Biggest Halftime Deficit	
Overcome .....	1 (36-37) vs. Grand Canyon (12/3)
	(39-40) vs. Kentucky (12/21)
UL’s Biggest 2nd Half Lead .....	36 three times
	latest: (75-39) vs. Eastern Ky. (12/17)
UL’s Biggest 2nd Half Lead Blown .....	20 (44-24) vs. Baylor (11/25)
UL’s Biggest 2nd Half Deficit .....	three times
	latest: (35-56) vs. Virginia (12/28)
UL’s Biggest 2nd Half Deficit	
Overcome .....	7 (31-38) vs. Old Dominion (11/23)
UL’s Biggest Overall Lead	
	latest: (75-39) vs. Eastern Ky. (12/17)
UL’s Biggest Lead Blown .....	22 (32-10) vs. Baylor (11/25)
UL’s Biggest Overall Deficit .....	three times
	latest: (35-56) vs. Virginia (12/28)
UL’s Biggest Deficit Overcome .....	
	7 (31-38) vs. Old Dominion (11/23)

Home, Road and Half Statistics	
Halftime Leads .....	UL 9, Opp 3, Tied 1
FG% in KFC Yum! Center .....	456 (261-572)
FG% Away from Home .....	382 (92-241)
3 Pt FG% in KFC Yum! Center .....	328 (57-174)
3 Pt FG% Away from Home .....	325 (25-77)
FT% in KFC Yum! Center .....	670 (138-206)
FT% Away from Home .....	724 (63-87)
Scoring Average	
in KFC Yum! Center .....	79.7 (717 pts.)
Scoring Avg. on the Road .....	68.0 (272 pts.)
Opp. Scoring Average	
in KFC Yum! Center .....	59.3 (534 pts.)
Opp. Scoring Average	
on the Road .....	62.5 (250 pts.)
Most 1st Half Points .....	46 vs. Texas Southern (12/10)
Most 2nd Half Points .....	56 vs. Texas Southern (12/10)
Fewest 1st Half Points .....	21 vs. Virginia (12/28)
Fewest 2nd Half Points .....	24 vs. Baylor (11/25)
Largest Halftime Lead .....	20 vs. Eastern Kentucky (12/17)
Largest Halftime Deficit .....	15 vs. Virginia (12/28)

## 2016-17 Louisville Men's Basketball Team Superlatives

Louisville High	Louisville Low	Statistical Category	Opponent High	Opponent Low
102 vs. Texas Southern (12/10)	53 vs. Virginia (12/28)	Points	71 by Texas Southern (12/10)	47 by Evansville (11/11)
46 vs. Texas Southern (12/10)	21 vs. Virginia (12/28)	First Half Points	40 by Kentucky (12/21)	16 by Eastern Ky. (12/17)
56 vs. Texas Southern (12/10)	24 vs. Baylor (11/25)	Second Half Points	45 by Purdue (11/30)	20 by Evansville (11/11)
34 vs. Long Beach St. (11/17)	19 three times	Field Goals	26 by Baylor (11/25)	16 by Evansville (11/11)
vs. Texas Southern (12/10)	<i>latest:</i> vs. Virginia (12/28)		by Texas Southern (12/10)	
78 vs. Texas Southern (12/10)	44 vs. Virginia (12/28)	Field Goal Attempts	74 by Texas Southern (12/10)	49 three times
				<i>latest:</i> by Virginia (12/28)
.484 vs. Eastern Ky. (12/17)	.297 vs. Old Dominion (11/23)	FG Percentage	.521 by Baylor (11/25)	.281 by Evansville (11/11)
11 vs. Texas Southern (12/10)	2 vs. Virginia (12/28)	3-Point Field Goals	10 by Purdue (11/30)	2 by Baylor, Virginia (12/28)
31 vs. Texas Southern (12/10)	13 vs. Purdue (11/30)	3-Point Field Goal Att.	29 by William & Mary (11/14)	8 by Virginia (12/28)
.429 vs. Kentucky (12/21)	.143 vs. Virginia (12/28)	3-Point FG Percentage	.500 by Grand Canyon (12/3)	.154 by Baylor (11/25)
23 vs. Texas Southern (12/10)	8 vs. Baylor (11/25)	Free Throws	19 by Kentucky (12/21)	8 by Southern Illinois (12/7)
				by Eastern Ky. (12/17)
35 vs. Old Dominion (11/23)	10 vs. Baylor (11/25)	Free Throw Attempts	32 by Old Dominion (11/23)	11 by Southern Illinois (12/7)
.842 vs. Grand Canyon (12/3)	.556 vs. Evansville (11/11)	Free Throw Percentage	.824 by Long Beach St. (11/17)	.469 by Old Dominion (11/23)
28 vs. Texas Southern (12/10)	8 vs. Purdue, Virginia (12/28)	Offensive Rebounds	30 by Texas Southern (12/10)	5 by Southern Illinois (12/7)
34 vs. Wichita State (11/24)	18 vs. Virginia (12/28)	Defensive Rebounds	38 by Old Dominion (11/23)	17 by Long Beach St. (11/17)
52 vs. Evansville (11/11)	26 vs. Virginia (12/28)	Total Rebounds	51 by Old Dominion (11/23)	25 by Grand Canyon (12/3)
27 vs. Old Dominion (11/23)	14 vs. Long Beach St. (11/17)	Fouls	28 by Old Dominion (11/23)	12 by Baylor (11/25)
	vs. Southern Illinois (12/7)			
21 vs. William & Mary (11/14)	7 vs. Virginia (12/28)	Assists	17 by Baylor (11/25)	6 by Evansville, Long Beach St.
16 vs. Eastern Ky. (12/17)	7 vs. Baylor (11/25)	Turnovers	22 by Old Dominion (11/23)	12 by Wichita State, Baylor
14 vs. Eastern Ky. (12/17)	2 vs. Baylor, Virginia	Blocked Shots	7 by Baylor (11/25)	0 by Wichita State, Virginia
10 four times	4 three times	Steals	8 by Long Beach St. (11/17)	2 by William & Mary (11/14)
<i>latest:</i> vs. Texas Southern (12/10)	<i>latest:</i> vs. Kentucky (12/21)		by Eastern Ky. (12/17)	by Grand Canyon (12/3)

## 2016-17 Louisville Men's Basketball Individual Superlatives

	Louisville	Opponent
Points	22 by Quentin Snider vs. Kentucky (12/21)	42 by DeWayne Russell, Grand Canyon (12/3)
Field Goals Made	10 by Quentin Snider vs. Kentucky (12/21)	14 by DeWayne Russell, Grand Canyon (12/3)
Field Goals Attempted	19 by Quentin Snider vs. Kentucky (12/21)	30 by D. Jefferson, Texas Southern (12/10)
Highest FG Pct. (min. 5 made)	100 (5-5) by Anas Mahmoud vs. Evansville (11/11)	.833 (5-6) by Edrice Adebayo, Kentucky (12/21)
	(5-5) by Ray Spalding vs. Purdue (11/30)	
3-Point Field Goals Made	4 by Quentin Snider vs. William & Mary (11/14)	3 - 7 times <i>latest:</i> by D. Jefferson, Texas Sou. (12/10)
3-Point Field Goals Attempted	9 by Quentin Snider vs. William & Mary (11/14)	10 by D. Jefferson, Texas Southern (12/10)
	by Donovan Mitchell vs. Texas Southern (12/10)	
3-Point FG Pct. (min. 3 made)	1.000 (3-3) by V.J. King vs. William & Mary (11/14)	100 (3-3) by Ryan Cline, Purdue (11/30)
Free Throws Made	7 by Deng Adel vs. William & Mary (11/14)	11 by DeWayne Russell, Grand Canyon (12/3)
	by Quentin Snider vs. Old Dominion (11/23)	
Free Throws Attempted	11 by Quentin Snider vs. Old Dominion (11/23)	16 by DeWayne Russell, Grand Canyon (12/3)
Free Throw Pct. (min. 8 made)	none	.688 (11-16) by DeWayne Russell, Grand Canyon (12/3)
Offensive Rebounds	7 by Jaylen Johnson vs. Evansville (11/11)	15 by Derrick Griffin, Texas Southern (12/10)
Defensive Rebounds	10 by Deng Adel vs. Southern Illinois (12/7)	11 by Derrick Griffin, Texas Southern (12/10)
Total Rebounds	14 by Jaylen Johnson vs. Evansville (11/11)	26 by Derrick Griffin, Texas Southern (12/10)
Turnovers	5 by Mangok Mathiang vs. Old Dominion (11/23)	11 by D. Jefferson, Texas Southern (12/10)
Assists	6 by Quentin Snider vs. Eastern Ky. (12/17)	7 by London Perrantes, Virginia (12/28)
Blocked Shots	6 vs. Anas Mahmoud vs. Wichita State (11/24)	6 by Jo Lual-Acuil, Baylor (11/25)
	vs. Jaylen Johnson vs. Southern Illinois (12/7)	
Steals	7 by Donovan Mitchell vs. Old Dominion (11/23)	3 by Ryan Taylor, Evansville (11/11)
Minutes Played (regulation game)	37 by D. Adel & Q. Snider vs. Kentucky (12/21)	40 by DeWayne Russell, Grand Canyon (12/3)
		by D. Jefferson, Texas Southern (12/10)
Minutes Played (overtime game)	40 by D. Mitchell & D. Adel vs. Old Dominion (11/23)	41 by Denzell Taylor, Old Dominion (11/23)



**2016-17 Louisville Men's Basketball**  
**LOUISVILLE Points-Rebounds-Assists (as of Dec 28, 2016)**  
**All games**



Opponent	Date	Score		00 KING,VJ	01 HICKS,TONY	04 SNIDER,QUE	05 STOCKMAN,M	10 JOHNSON,JA	11 HENDERSON,	12 MATHIANG,M
EVANSVILLE	11/11/16	78-47	w	6-2-0	4-2-2	3-2-3	4-2-0	19-14-1	0-0-0	9-7-0
WILLIAM & MARY	11/14/16	91-58	w	17-5-0	4-2-3	13-3-4	0-1-0	13-9-0	3-0-0	3-10-2
LONG BEACH ST	11/17/16	88-56	w	8-3-0	DNP	4-2-5	0-1-1	14-11-0	2-0-1	11-7-0
vs Old Dominion	11/23/16	68-62	w	2-2-1	0-0-0	18-1-4	0-1-0	6-12-2	DNP	12-5-0
vs Wichita State	11/24/16	62-52	w	10-4-0	DNP	14-4-3	0-1-0	1-6-0	DNP	1-2-0
vs Baylor	11/25/16	63-66	L	5-2-0	DNP	14-2-3	1-1-0	10-6-0	0-0-0	0-5-1
PURDUE	11/30/16	71-64	w	0-2-0	0-1-1	9-2-2	0-0-0	6-2-0	DNP	11-8-1
at Grand Canyon	12/3/16	79-70	w	14-3-3	DNP	9-3-4	10-3-0	5-4-1	DNP	3-8-1
SOUTHERN ILLINOIS	12/7/16	74-51	w	3-3-0	2-0-2	9-1-4	7-2-1	9-10-0	DNP	15-6-0
TEXAS SOUTHERN	12/10/16	102-71	w	13-3-1	7-4-2	15-6-4	7-5-1	11-8-0	2-0-0	10-8-1
EASTERN KENTUCKY	12/17/16	87-56	w	9-2-0	10-1-1	13-1-6	0-3-0	10-7-0	0-0-1	0-13-4
KENTUCKY	12/21/16	73-70	w	0-0-0	0-2-0	22-6-5	DNP	14-6-0	DNP	0-5-0
VIRGINIA	12/28/16	53-61	L	6-4-0	8-0-1	8-1-1	DNP	4-3-0	DNP	0-5-1

Opponent	Date	Score		13 SPALDING,R	14 MAHMOUD,AN	15 SHARPE,TYL	22 ADEL,DENG	23 LEVITCH,DA	30 MCMAHON,RY	45 MITCHELL,D
EVANSVILLE	11/11/16	78-47	w	2-4-1	10-5-1	0-0-0	6-5-2	0-3-2	0-0-0	15-5-3
WILLIAM & MARY	11/14/16	91-58	w	10-4-0	2-3-1	DNP	16-5-5	1-1-0	0-0-3	9-5-3
LONG BEACH ST	11/17/16	88-56	w	10-6-3	8-8-1	0-0-0	11-3-3	6-1-0	6-3-5	8-6-1
vs Old Dominion	11/23/16	68-62	w	5-5-0	2-2-0	DNP	5-2-3	3-4-0	0-0-0	15-7-2
vs Wichita State	11/24/16	62-52	w	4-9-1	5-5-1	DNP	11-2-1	2-0-2	0-1-0	14-8-5
vs Baylor	11/25/16	63-66	L	6-4-0	2-0-2	DNP	4-5-1	2-1-0	2-0-0	17-8-4
PURDUE	11/30/16	71-64	w	11-9-1	9-1-2	DNP	9-5-2	2-0-0	6-1-1	8-5-1
at Grand Canyon	12/3/16	79-70	w	14-3-3	DNP	DNP	15-3-0	0-2-2	0-0-0	9-4-1
SOUTHERN ILLINOIS	12/7/16	74-51	w	8-4-0	DNP	0-0-0	12-12-2	2-0-0	0-0-1	7-3-3
TEXAS SOUTHERN	12/10/16	102-71	w	2-0-0	DNP	0-1-0	11-6-1	4-3-1	8-1-0	12-5-3
EASTERN KENTUCKY	12/17/16	87-56	w	8-5-1	6-4-0	0-0-1	7-3-3	6-0-2	3-1-0	15-7-0
KENTUCKY	12/21/16	73-70	w	6-7-1	0-3-1	DNP	18-6-2	0-1-0	DNP	13-4-1
VIRGINIA	12/28/16	53-61	L	3-6-1	7-3-2	DNP	8-2-1	DNP	2-0-0	7-2-0





**2016-17 Louisville Men's Basketball**  
**LOUISVILLE Game-by-Game Highs (as of Dec 28, 2016)**  
**All games**



Opponent	Date	Score	Points	Rebounds	Assists	Steals	Blocked shots
EVANSVILLE	11/11/16	78-47	19-JOHNSON, Jaylen	14-JOHNSON, Jaylen	3-MITCHELL, Donovan SNIDER, Quentin	4-MITCHELL, Donovan	3-JOHNSON, Jaylen MAHMOUD, Anas
WILLIAM & MARY	11/14/16	91-58	17-KING, V.J.	10-MATHIANG, Mango	5-ADEL, Deng	4-ADEL, Deng	5-MATHIANG, Mango
LONG BEACH ST	11/17/16	88-56	14-JOHNSON, Jaylen	11-JOHNSON, Jaylen	5-SNIDER, Quentin McMAHON, Ryan	2-MATHIANG, Mango SPALDING, Ray MITCHELL, Donovan	2-SPALDING, Ray MAHMOUD, Anas
vs Old Dominion	11/23/16	68-62	18-SNIDER, Quentin	12-JOHNSON, Jaylen	4-SNIDER, Quentin	7-MITCHELL, Donovan	2-SPALDING, Ray
vs Wichita State	11/24/16	62-52	14-MITCHELL, Donovan SNIDER, Quentin	9-SPALDING, Ray	5-MITCHELL, Donovan	3-MITCHELL, Donovan	6-MAHMOUD, Anas
vs Baylor	11/25/16	63-66	17-MITCHELL, Donovan	8-MITCHELL, Donovan	4-MITCHELL, Donovan	1-MAHMOUD, Anas MITCHELL, Donovan ADEL, Deng MATHIANG, Mango	1-MAHMOUD, Anas MATHIANG, Mango
PURDUE	11/30/16	71-64	11-MATHIANG, Mango SPALDING, Ray	9-SPALDING, Ray	2-SNIDER, Quentin MAHMOUD, Anas ADEL, Deng	1-MATHIANG, Mango ADEL, Deng MITCHELL, Donovan MAHMOUD, Anas JOHNSON, Jaylen McMAHON, Ryan	1-SPALDING, Ray MAHMOUD, Anas MITCHELL, Donovan
at Grand Canyon	12/3/16	79-70	15-ADEL, Deng	8-MATHIANG, Mango	4-SNIDER, Quentin	2-LEVITCH, David	2-MATHIANG, Mango
SOUTHERN ILLINOIS	12/7/16	74-51	15-MATHIANG, Mango	12-ADEL, Deng	4-SNIDER, Quentin	2-HICKS, Tony SPALDING, Ray MITCHELL, Donovan	6-JOHNSON, Jaylen
TEXAS SOUTHERN	12/10/16	102-71	15-SNIDER, Quentin	8-JOHNSON, Jaylen MATHIANG, Mango	4-SNIDER, Quentin	4-MITCHELL, Donovan	3-ADEL, Deng
EASTERN KENTUCKY	12/17/16	87-56	15-MITCHELL, Donovan	13-MATHIANG, Mango	6-SNIDER, Quentin	2-MAHMOUD, Anas SPALDING, Ray	5-MAHMOUD, Anas
KENTUCKY	12/21/16	73-70	22-SNIDER, Quentin	7-SPALDING, Ray	5-SNIDER, Quentin	2-SNIDER, Quentin	2-MAHMOUD, Anas MATHIANG, Mango
VIRGINIA	12/28/16	53-61	8-ADEL, Deng SNIDER, Quentin HICKS, Tony	6-SPALDING, Ray	2-MAHMOUD, Anas	1-HICKS, Tony MITCHELL, Donovan JOHNSON, Jaylen MATHIANG, Mango ADEL, Deng	2-MAHMOUD, Anas

2016-17 Box Scores

Louisville 109, Kentucky Wesleyan 71 (exhibition)  
Nov. 3, 2016 -- KFC YUM! CENTER

Louisville 109													
Player	min	FG	3FG	FT	Reb	Ast	TO	BL	ST	PF	TP		
Johnson	f 21	6-6	0-0	3-6	6	2	2	0	0	4	15		
Adel	f 23	5-7	1-1	5-5	7	3	3	0	0	1	16		
Mahmoud	c 19	3-7	0-0	0-0	1	1	0	2	1	1	6		
Snider	g 27	5-9	4-6	0-0	3	2	2	0	1	1	14		
Mitchell	g 21	4-9	0-3	3-4	5	4	1	1	2	3	11		
King	16	2-3	1-1	3-4	3	0	1	0	0	2	8		
Hicks	15	1-4	0-1	1-2	3	5	0	0	0	2	3		
Stockman	8	2-5	0-0	3-4	4	2	1	0	0	2	7		
Henderson	1	0-0	0-0	0-0	0	0	0	0	0	0	0		
Mathiang	13	3-3	0-0	1-2	5	1	0	1	1	4	7		
Spalding	19	4-6	0-0	0-0	4	0	4	2	2	0	8		
Levitich	8	0-1	0-1	0-0	0	1	0	0	0	2	0		
McMahon	9	4-5	3-4	3-4	1	0	0	0	1	2	14		
Team					1								
Totals	200	39-65	9-17	22-31	43	21	14	6	8	24	109		
Total FG%	1st H:	20-36	55.6%	2nd H:	19-29	65.5%	Game:	60.0%					
3-Pt. FG%	1st H:	3- 8	37.5%	2nd H:	6- 9	66.7%	Game:	52.9%					
FThrow %	1st H:	8-10	80.0%	2nd H:	14-21	66.7%	Game:	71.0%					

Kentucky Wesleyan 71													
Player	min	FG	3FG	FT	Reb	Ast	TO	BL	ST	PF	TP		
Williams	26	5-12	0-5	2-2	5	1	1	0	0	5	12		
Hatton	28	4-9	2-4	1-1	2	0	1	0	0	2	11		
Foster	16	0-2	0-0	4-4	0	0	4	0	0	0	4		
Jacks	30	5-8	0-0	3-7	11	3	4	0	0	4	13		
Bosley	32	3-12	1-5	7-9	2	2	1	0	0	0	14		
Lindsey	22	1-2	0-1	4-5	4	5	5	0	0	4	6		
Noffsinger	2	0-0	0-0	0-0	0	1	0	0	0	0	0		
Stanford	14	2-5	0-0	0-1	2	0	1	1	0	4	4		
Lukens	2	0-0	0-0	0-0	0	0	0	0	0	0	0		
Derkson	14	2-4	1-3	0-0	1	1	1	0	0	2	5		
Vigilance	14	1-5	0-0	0-1	2	0	1	0	4	5	2		
Team					1		1						
Totals	200	23-59	4-18	21-30	30	13	20	1	4	26	71		
Total FG%	1st H:	10-28	35.7%	2nd H:	13-31	41.9%	Game:	39.0%					
3-Pt. FG%	1st H:	4-11	36.4%	2nd H:	0- 7	0.0%	Game:	22.2%					
F Throw %	1st H:	7-10	70.0%	2nd H:	14-20	70.0%	Game:	70.0%					

Score by Periods	1st	2nd	Total	Attendance:
Ky. Wesleyan	31	40	71	15,836
Louisville	51	58	109	Ties: 0
				Lead Changes: 0

Louisville 81, Bellarmine 60 (exhibition)  
Nov. 7, 2016 -- KFC YUM! CENTER

Louisville 81													
Player	min	FG	3FG	FT	Reb	Ast	TO	BL	ST	PF	TP		
Johnson	f 26	3-8	0-0	0-0	11	0	3	1	2	1	6		
Adel	f 22	5-9	1-3	2-2	3	0	2	1	0	0	3	13	
Mathiang	c 23	1-3	0-0	0-0	5	2	1	0	0	1	2		
Snider	g 28	4-11	3-6	0-0	3	4	1	0	0	2	11		
Mitchell	g 17	4-6	3-4	2-2	2	1	1	0	0	2	13		
King	15	3-6	0-0	0-1	2	0	0	0	0	2	6		
Hicks	12	5-8	0-1	2-4	2	2	1	0	0	1	0	12	
Henderson	3	0-1	0-1	0-0	0	0	0	0	0	0	0		
Spalding	14	1-4	0-0	2-2	3	1	2	2	2	3	4		
Mahmoud	17	1-3	0-0	0-0	6	1	1	0	1	1	2		
Levitich	15	3-4	1-2	2-2	0	0	0	0	0	0	9		
McMahon	8	1-2	1-2	0-2	0	0	0	0	1	2	3		
Team					0								
Totals	200	31-65	9-19	10-15	37	11	12	4	7	17	81		
Total FG%	1st H:	18-34	52.9%	2nd H:	13-31	41.9%	Game:	47.7%					
3-Pt. FG%	1st H:	7-14	50.0%	2nd H:	2- 5	40.0%	Game:	47.4%					
FThrow %	1st H:	6-11	54.5%	2nd H:	4- 4	100%	Game:	66.7%					

Bellarmine 60													
Player	min	FG	3FG	FT	Reb	Ast	TO	BL	ST	PF	TP		
Knott	f 26	6-7	2-2	1-2	4	0	3	0	1	1	15		
Eberhard	f 33	6-14	0-2	0-2	5	4	3	1	0	0	12		
Davis	g 33	2-3	0-0	3-4	6	7	3	0	0	4	7		
Troutman	g 35	2-10	1-5	4-4	9	1	4	0	2	3	9		
Coles	g 21	3-3	2-2	0-0	3	2	1	0	2	2	8		
Cook	13	0-2	0-1	0-0	3	1	0	1	0	1	0		
Ramser	3	0-1	0-0	0-0	1	0	2	0	0	0	0		
Jenkins	20	2-9	1-3	2-2	1	2	4	0	1	2	7		
Bach	9	0-1	0-0	0-0	1	0	1	0	0	1	0		
Hunter	3	0-0	0-0	0-0	1	0	0	0	0	0	0		
Schurfranz	1	0-0	0-0	0-0	0	0	0	0	0	0	0		
Taylor	3	1-1	0-0	0-0	0	0	0	0	0	0	2		
Team					0		2						
Totals	200	22-51	6-15	10-14	34	17	23	2	6	14	60		
Total FG%	1st H:	3-16	18.8%	2nd H:	19-35	54.3%	Game:	43.1%					
3-Pt. FG%	1st H:	1- 7	14.3%	2nd H:	5- 8	62.5%	Game:	40.0%					
F Throw %	1st H:	10-13	76.9%	2nd H:	0- 1	0.0%	Game:	66.7%					

Score by Periods	1st	2nd	Total	Attendance:
Bellarmine	17	43	60	16,437
Louisville	49	32	81	Ties: 0
				Lead Changes: 0

Louisville 78, Evansville 47  
Nov. 11, 2016 -- KFC YUM! CENTER

Louisville 78													
Player	min	FG	3FG	FT	Reb	Ast	TO	BL	ST	PF	TP		
Johnson	f 24	9-11	1-1	0-2	14	1	3	3	0	0	19		
Adel	f 23	1-8	0-3	4-5	5	2	1	0	1	0	6		
Mathiang	c 20	4-10	0-0	1-2	7	0	1	2	0	2	9		
Snider	g 18	0-1	0-1	3-4	2	3	1	0	0	3	3		
Mitchell	g 26	6-11	2-6	1-2	5	3	3	0	4	0	15		
King	14	0-1	0-1	6-8	2	0	0	1	0	1	6		
Hicks	18	2-5	0-1	0-2	2	2	1	0	2	0	4		
Stockman	3	2-3	0-0	0-2	2	0	0	0	0	1	4		
Henderson	3	0-0	0-0	0-0	0	0	0	0	0	0	0		
Spalding	15	1-4	0-1	0-0	4	1	1	1	1	5	2		
Mahmoud	17	5-5	0-0	0-0	5	1	1	3	1	2	10		
Sharpe	1	0-0	0-0	0-0	0	0	0	0	0	0	0		
Levitich	12	0-2	0-0	0-0	3	2	0	0	1	0	0		
McMahon	6	0-2	0-1	0-0	0	0	0	0	0	3	0		
Team					1								
Totals	200	30-63	3-15	15-27	52	15	12	10	10	17	78		
Total FG%	1st H:	13-28	46.4%	2nd H:	17-35	48.6%	Game:	46.6%					
3-Pt. FG%	1st H:	3-10	30.0%	2nd H:	0- 5	0.0%	Game:	20.0%					
FThrow %	1st H:	14-19	73.7%	2nd H:	1- 8	12.5%	Game:	55.6%					

Evansville 47													
Player	min	FG	3FG	FT	Reb	Ast	TO	BL	ST	PF	TP		
Wiley	f 12	0-2	0-0	0-2	3	0	1	0	1	3	0		
Howard	f 21	1-3	0-0	0-0	7	0	1	0	0	1	2		
Taylor	g 26	2-14	1-5	0-0	5	1	3	1	3	3	5		
Brown	g 33	5-13	3-6	6-10	1	1	1	0	1	0	19		
Gibson	g 24	1-4	0-0	0-0	0	2	1	0	0	0	2		
Benzon	18	2-4	0-0	1-2	3	0	0	0	1	3	5		
Eaves	9	0-1	0-1	0-0	2	0	2	0	0	1	0		
Hainna	10	0-2	0-1	0-0	1	0	0	0	0	1	0		
Smith	22	1-5	0-2	3-3	3	2	2	0	1	4	5		
Vucetic	12	2-7	0-0	1-2	2	0	1	1	0	2	5		
Traore	13	2-2	0-0	0-1	1	0	0	0	0	0	4		
Team					1		1						
Totals	200	16-57	4-15	11-20	29	6	13	2	7	18	47		
Total FG%	1st H:	10-34	29.4%	2nd H:	6-23	26.1%	Game:	28.1%					
3-Pt. FG%	1st H:	4-11	36.4%	2nd H:	0- 4	0.0%	Game:	26.7%					
F Throw %	1st H:	3- 5	60.0%	2nd H:	8-15	53.3%	Game:	55.0%					

Score by Periods	1st	2nd	Total	Attendance:
Evansville	27	20	47	21,129
Louisville	43	35	78	Ties: 5
				Lead Changes: 10

Louisville 91, William & Mary 58  
Nov. 14, 2016 -- KFC YUM! CENTER

Louisville 91													
Player	min	FG	3FG	FT	Reb	Ast	TO	BL	ST	PF	TP		
Johnson	f 25	5-8	0-0	3-4	9	0	1	0	1	3	13		
Adel	f 27	4-9	1-5	7-7	5	5	0	0	4	1	16		
Mathiang	c 23	1-2	0-0	1-6	10	2	0	5	0	1	3		
Snider	g 26	4-11	4-9	1-2	3	4	2	0	0	1	13		
Mitchell	g 29	4-10	1-5	0-0	5	3	2	4	1	3	9		
King	17	7-11	3-3	0-0	5	0	1	0	1	2	17		
Hicks	12	1-9	0-3	2-2	2	3	1	0	0	1	4		
Stockman	1	0-0	0-0	0-0	1	0	0	0	0	0	0		
Henderson	1	1-1	1-1	0-0	0	0	0	0	0	3	3		
Spalding	16	5-6	0-0	0-1	4	0	1	1	1	4	10		
Mahmoud	14	1-2	0-0	0-0	3	1	1	1	2	4	2		
Levitch	4	0-2	0-1	1-3	1	0	0	0	0	0	0		
McMahon	5	0-1	0-1	0-0	0	3	0	0	0	0	0		
Team					1								
Totals	200	33-72	10-28	15-25	49	21	9	11	10	23	91		
Total FG%	1st H:	17-37	45.9%	2nd H:	16-35	45.7%	Game:	45.8%					
3-Pt. FG%	1st H:	4-16	25.0%	2nd H:	6-12	50.0%	Game:	35.7%					
FTW %	1st H:	6-11	54.5%	2nd H:	9-14	64.3%	Game:	60.0%					

2016-17 Box Scores

Louisville 62, Wichita State 52  
Nov. 24, 2016 -- Paradise Island, Bahamas  
Battle 4 Atlantis

Louisville 62

Player	min	FG	3FG	FT	Reb	Ast	TO	BL	ST	PF	TP
Johnson	f 14	0-1	0-0	1-2	6	0	0	0	0	3	1
Adel	f 21	3-6	3-4	2-2	2	1	1	0	0	5	11
Mathiang	c 6	0-1	0-0	1-2	2	0	1	0	0	4	1
Snider	g 35	5-15	2-8	2-2	4	3	3	0	1	3	14
Mitchell	g 35	3-13	2-8	2-3	8	5	1	0	3	1	14
King	20	2-8	0-3	6-8	4	0	3	0	0	1	10
Stockman	3	0-0	0-0	0-0	1	0	0	0	0	0	0
Spalding	25	2-5	0-0	0-0	9	1	1	2	0	3	4
Mahmoud	31	1-1	0-0	3-4	5	1	3	6	0	2	5
Levitich	8	1-1	0-0	0-0	0	2	0	0	0	0	2
McMahon	2	0-1	0-1	0-0	1	0	1	0	0	0	0
Team					4						
Totals	200	19-52	7-24	17-23	46	13	15	8	4	22	62

Total FG% 1st H: 12-28 42.9% 2nd H: 7-24 29.3% Game: 36.5%  
3-Pt. FG% 1st H: 4-12 33.3% 2nd H: 3-12 25.0% Game: 29.2%  
FThrow % 1st H: 6- 8 62.5% 2nd H: 12-15 80.0% Game: 73.9%

Wichita State 52

Player	min	FG	3FG	FT	Reb	Ast	TO	BL	ST	PF	TP
Kelly	f 19	0-4	0-1	0-1	2	1	0	0	0	3	0
Brown	f 19	3-8	1-4	0-2	2	1	1	0	1	1	7
Morris	c 30	5-13	0-1	0-0	4	1	1	0	1	2	10
Shamet	g 16	0-5	0-2	2-2	4	3	2	0	0	4	2
Frankamp	g 34	3-7	3-7	0-0	4	1	0	0	1	0	9
Smith	13	1-1	1-1	0-0	1	1	1	0	0	0	3
Reaves	14	2-6	1-4	0-0	2	1	1	0	0	0	5
Nuger	14	1-1	0-0	1-1	5	0	1	0	0	1	3
Willis	12	1-4	0-0	1-2	4	1	2	0	1	4	3
Hamilton	2	0-1	0-0	0-2	0	0	0	0	0	0	0
McDuffie	27	2-7	0-2	6-8	4	2	3	0	0	2	10
Team					1						
Totals	200	18-57	6-22	10-18	33	17	12	12	0	4	52

Total FG% 1st H: 7-26 26.9% 2nd H: 11-31 35.5% Game: 31.6%  
3-Pt. FG% 1st H: 2- 8 25.0% 2nd H: 4-14 28.6% Game: 27.3%  
F Throw % 1st H: 1- 7 14.3% 2nd H: 9-11 81.8% Game: 55.6%

Score by Periods	1st	2nd	Total	Attendance:
Wichita State	17	35	52	1,604
Louisville	33	29	62	Ties: 1
				Lead Changes: 2

Louisville 63, Baylor 66  
Nov. 25, 2016 -- Paradise Island, Bahamas  
Battle 4 Atlantis Championship Game

Louisville 63

Player	min	FG	3FG	FT	Reb	Ast	TO	BL	ST	PF	TP
Johnson	f 29	5-9	0-0	0-0	6	0	1	0	0	2	10
Adel	f 30	1-9	0-2	2-2	5	1	1	0	1	4	4
Mathiang	c 19	0-3	0-0	0-0	5	1	0	1	1	3	0
Snider	g 34	6-17	2-8	0-0	2	3	0	0	0	1	14
Mitchell	g 36	6-11	2-5	3-4	8	4	4	0	1	3	17
King	12	2-5	1-1	0-0	2	0	2	0	0	0	5
Stockman	1	0-1	0-0	1-2	1	0	0	0	0	1	1
Henderson	1	0-0	0-0	0-0	0	0	0	0	0	0	0
Spalding	16	3-6	0-1	0-0	4	0	0	0	0	1	6
Mahmoud	14	1-1	0-0	0-0	0	2	0	1	1	3	2
Levitich	7	1-1	0-0	0-0	1	0	0	0	0	1	2
McMahon	1	0-1	0-1	2-2	0	0	0	0	0	0	2
Team					4						
Totals	200	25-64	5-18	8-10	35	11	7	2	4	19	63

Total FG% 1st H: 16-37 43.2% 2nd H: 9-27 33.3% Game: 39.1%  
3-Pt. FG% 1st H: 2-10 20.0% 2nd H: 3- 8 37.5% Game: 27.8%  
FThrow % 1st H: 5- 6 83.3% 2nd H: 3- 4 75.0% Game: 80.0%

Baylor 66

Player	min	FG	3FG	FT	Reb	Ast	TO	BL	ST	PF	TP
Lual-Acuil	f 24	3-4	0-0	1-1	3	0	1	6	0	1	7
Motley	f 31	5-9	0-1	5-7	6	2	4	1	0	4	15
Lecomte	g 23	2-4	0-2	0-0	0	2	1	0	0	3	4
Wainright	g 30	0-3	0-3	0-0	8	5	1	0	0	3	0
Freeman	g 21	2-5	0-2	0-0	2	1	1	0	0	0	4
Mitchell	4	0-2	0-1	1-3	0	0	0	0	1	0	1
Lindsey	23	4-4	0-0	0-0	2	5	0	0	2	0	8
McClure	19	5-8	2-4	3-4	1	1	0	0	1	0	15
Maston	25	5-10	0-0	2-2	5	1	1	0	1	1	12
Team					4						
Totals	200	26-49	2-13	12-17	31	17	12	7	5	12	66

Total FG% 1st H: 9-23 39.1% 2nd H: 17-26 65.4% Game: 53.1%  
3-Pt. FG% 1st H: 0- 0 00.0% 2nd H: 2- 7 28.6% Game: 15.4%  
F Throw % 1st H: 6- 9 66.7% 2nd H: 6- 8 75.0% Game: 70.6%

Score by Periods	1st	2nd	Total	Attendance:
Baylor	24	42	66	1,655
Louisville	39	24	63	Ties: 1
				Lead Changes: 1

Louisville 71, Purdue 64  
Nov. 30, 2016 -- KFC YUM! CENTER  
ACC/Big Ten Challenge

Louisville 71

Player	min	FG	3FG	FT	Reb	Ast	TO	BL	ST	PF	TP
Johnson	f 13	3-5	0-0	0-0	2	0	0	0	1	2	6
Adel	f 31	3-7	2-4	1-2	5	2	3	0	1	1	9
Mathiang	c 25	5-11	0-0	1-2	8	1	2	0	1	3	11
Snider	g 31	2-11	0-4	5-7	2	2	2	0	0	0	9
Mitchell	g 22	3-9	0-3	2-2	5	1	2	1	1	4	8
King	10	0-3	0-0	0-0	2	0	0	0	0	0	0
Hicks	13	0-0	0-0	0-0	1	1	1	0	0	0	0
Stockman	1	0-0	0-0	0-0	0	0	0	0	0	0	0
Spalding	26	5-5	0-0	1-2	9	1	2	1	0	3	11
Mahmoud	14	4-4	0-0	1-2	1	2	0	1	1	5	9
Levitich	5	1-1	0-0	0-0	0	0	0	0	0	0	2
McMahon	9	2-2	2-2	0-0	1	1	0	0	1	1	6
Team					0						
Totals	200	28-58	4-13	11-17	36	11	12	3	6	19	71

Total FG% 1st H: 15-32 46.9% 2nd H: 13-26 50.0% Game: 48.3%  
3-Pt. FG% 1st H: 1- 7 14.3% 2nd H: 3- 6 50.0% Game: 30.8%  
FThrow % 1st H: 2- 3 66.7% 2nd H: 9-14 64.3% Game: 64.7%

Purdue 64

Player	min	FG	3FG	FT	Reb	Ast	TO	BL	ST	PF	TP
Edwards	f 22	0-4	0-2	1-2	3	3	3	1	0	3	1
Swanign	f 35	3-7	2-3	6-8	11	3	6	0	2	4	14
Haas	c 24	2-9	0-0	4-6	5	0	1	0	0	2	8
Thompson	g 22	4-7	3-4	2-2	0	1	0	0	0	4	13
Mathias	g 31	1-4	0-2	3-4	5	4	1	0	1	1	5
Edwards	23	4-15	1-6	0-0	1	0	3	0	2	2	9
Smotherman	11	2-2	1-1	0-0	3	1	1	0	0	1	5
Cline	23	3-3	3-3	0-0	4	1	1	0	1	1	9
Albrecht	9	0-2	0-2	0-0	2	0	1	0	0	1	0
Team					0						
Totals	200	19-53	10-23	16-22	34	13	17	1	6	19	64

Total FG% 1st H: 7-28 25.0% 2nd H: 12-25 48.0% Game: 35.8%  
3-Pt. FG% 1st H: 4-12 33.3% 2nd H: 6-11 54.5% Game: 43.5%  
F Throw % 1st H: 1- 2 50.0% 2nd H: 15-20 75.0% Game: 72.7%

Score by Periods	1st	2nd	Total	Attendance:
Purdue	19	45	64	21,841
Louisville	33	38	71	Ties: 0
				Lead Changes: 2

Louisville 79, Grand Canyon 70  
Dec. 3, 2016 -- Phoenix, Ariz. (GCU Arena)

Louisville 79

Player	min	FG	3FG	FT	Reb	Ast	TO	BL	ST	PF	TP
Johnson	f 16	2-5	0-0	1-2	4	1	3	0	0	2	5
Adel	f 29	7-16	1-5	0-0	3	0	1	0	1	3	15
Mathiang	c 20	1-4	0-0	1-2	8	1	1	2	1	4	3
Snider	g 25	3-9	1-3	2-2	3	4	0	0	0	4	9
Mitchell	g 26	3-9	1-3	0-0	4	1	1	1	1	0	9
King	24	4-6	2-2	4-4	3	3	2	0	0	0	14
Stockman	15	3-3	0-0	4-5	3	0	1	0	0	1	10
Spalding	27	5-7	0-0	4-4	3	3	1	1	0	4	14
Levitich	14	0-1	0-1	0-0	2	2	0	0	2	0	0
McMahon	4	0-1	0-1	0-0	0	0	0	0	0	1	0
Team					3						
Totals	200	29-61	5-15	16-19	36	15	20	4	5	19	79

Total FG% 1st H: 12-30 40.0% 2nd H: 17-31 54.8% Game: 47.3%  
3-Pt. FG% 1st H: 2- 7 28.6% 2nd H: 3- 8 37.5% Game: 33.3%  
FThrow % 1st H: 10-11 90.9% 2nd H: 6- 8 75.0% Game: 84.2%

Grand Canyon 70

Player	min	FG	3FG	FT	Reb	Ast	TO	BL	ST	PF	TP
Clark	f 36	3-6	0-0	2-2	7	0	0	0	0	4	8
Vernon	f 30	3-8	0-0	2-2	3	1	1	0	0	4	8
Russell	g 40	14-27	3-6	11-16	3	2	4	0	1	4	42
Fraye	g 31	1-5	1-4	1-2	2	0	0	2	1	3	4
Martin	g 28	1-1	1-1	0-0	1	1	1	1	0	3	3
Aldoo	13	1-1	1-1	2-2	2	0	2	0	0	0	5
Carr	17	0-1	0-0	0-0	2	3	3	0	0	0	0
Smith	15	0-0	0-0	0-0	1	0	2	0	0	2	0
Team					4						
Totals	200	23-49	6-12	18-24	25	7	13	3	2	20	70

Total FG% 1st H: 11-26 42.3% 2nd H: 12-23 52.2% Game: 46.9%  
3-Pt. FG% 1st H: 4- 8 50.0% 2nd H: 2- 4 50.0% Game: 50.0%  
F Throw % 1st H: 11-13 84.6% 2nd H: 7-11 63.6% Game: 75.0%

Score by Periods	1st	2nd	Total	Attendance:
Grand Canyon	37	33	70	7,493
Louisville	36	43	79	Ties: 9
				Lead Changes: 18

Louisville 74, Southern Illinois 51  
Dec. 7, 2016 -- KFC YUM! CENTER

Louisville 74

Player	min	FG	3FG	FT	Reb	Ast	TO	BL	ST	PF	TP
Johnson	f 25	3-4	0-0	3-7	10	0	3	6	1	2	9
Adel	f 26	6-12	0-2	0-1	12	2	1	0	0	2	12
Mathiang	c 22	6-9	0-0	3-4	6	0	1	1	0	1	15
Snider	g 23	2-8	2-4	3-4	1	4	0	0	0	0	9
Mitchell	g 26	2-8	1-5	2-4	3	3	1	1	2	0	7
King	14	1-2	1-1	0-0	3	0	0	0	0	1	3
Hicks	14	0-3	0-1	2-2	0	2	2	0	2	1	2
Stockman	16	3-4	0-0	1-2	2	1	3	1	1	2	7
Spalding	17	3-3	0-0	2-2	4	0	1	0	2	1	8
Sharpe	1	0-1	0-1	0-0	0	0	0	0	0	0	0
Levitich	6	1-2	0-0	0-0	0	0	0	0	0	3	2
McMahon	10	0-3	0-3	0-0	0	1	0	0	0	1	0
Team					2						
Totals	200	27-59	4-17	16-26	43	13	12	9	8	14	74
Total FG%	1st H:	16-29	55.2%	2nd H:	11-30	36.7%	Game:	45.8%			
3-PT FG%	1st H:	2-6	33.3%	2nd H:	2-11	18.2%	Game:	23.5%			
FTW %	1st H:	3-6	50.0%	2nd H:	13-20	65.0%	Game:	61.5%			

2016-17 Box Scores

Louisville 87, Eastern Kentucky 56  
Dec. 17, 2016 -- KFC YUM! CENTER

Louisville 87

Player	min	FG	3FG	FT	Reb	Ast	TO	BL	ST	PF	TP
Johnson	f 17	2-3	0-0	6-6	7	0	1	1	0	4	10
Adel	f 26	2-8	0-3	3-3	3	3	2	1	1	1	7
Mathiang	c 20	0-3	0-0	0-0	13	4	1	2	0	3	0
Snider	g 25	5-7	3-5	0-0	1	6	1	0	0	0	13
Mitchell	g 19	4-9	2-7	5-5	7	0	2	0	1	3	15
King	13	3-7	0-1	3-4	2	0	0	0	0	1	9
Hicks	17	4-8	2-3	0-0	1	1	4	0	0	0	10
Stockman	4	0-0	0-0	0-0	3	0	0	0	0	0	0
Henderson	1	0-0	0-0	0-0	0	1	0	0	1	0	0
Spalding	23	4-7	0-0	0-2	5	1	1	4	2	0	8
Mahmoud	16	3-5	0-0	0-1	4	0	1	5	2	1	6
Sharpe	1	0-0	0-0	0-0	0	1	1	0	0	0	0
Levitich	9	2-3	2-3	0-0	0	2	1	0	0	1	6
McMahon	9	1-2	1-2	0-0	1	0	1	1	0	1	3
Team					0						
Totals	200	30-62	10-24	17-21	47	19	16	14	7	16	87

Total FG% 1st H: 12-31 38.7% 2nd H: 18-31 58.1% Game: 48.4%  
3-Pt. FG% 1st H: 5-12 41.7% 2nd H: 5-12 41.7% Game: 41.7%  
FThrow % 1st H: 7- 8 87.5% 2nd H: 10-13 76.9% Game: 81.0%

Eastern Kentucky 56

Player	min	FG	3FG	FT	Reb	Ast	TO	BL	ST	PF	TP
Mayo	f 32	5-12	2-3	3-6	5	4	1	0	1	2	15
Charles	f 13	2-5	0-0	0-1	4	0	0	0	2	4	4
Gist	g 31	5-15	2-6	0-2	1	3	4	0	2	3	12
Avare	g 34	1-5	1-4	0-0	2	0	0	0	1	1	3
McGlone	g 25	1-3	1-2	2-2	1	3	1	0	1	1	5
Adams	22	4-5	0-1	2-2	3	0	0	2	2	0	10
Dishman	18	1-7	0-0	0-0	8	0	1	1	0	1	2
Parke	1	0-0	0-0	1-2	0	0	0	0	0	0	1
Humphrey	1	0-0	0-0	0-0	0	0	1	0	0	0	0
Anderson	6	1-4	0-1	0-0	2	1	1	0	0	1	2
Chitty	17	1-3	0-1	0-0	1	1	7	0	1	2	2
Team					4		1				
Totals	200	21-59	6-18	8-15	31	12	17	3	8	17	56

Total FG% 1st H: 7-26 26.9% 2nd H: 14-33 42.4% Game: 35.6%  
3-Pt. FG% 1st H: 2- 9 22.2% 2nd H: 4- 9 44.4% Game: 33.3%  
F Throw % 1st H: 0- 5 0.0% 2nd H: 8-10 80.0% Game: 53.3%

Score by Periods	1st	2nd	Total	Attendance: 20,889
Eastern Kentucky	16	40	56	Ties: 2
Louisville	36	51	87	Lead Changes: 1

Louisville 73, Kentucky 70  
Dec. 21, 2016 -- KFC YUM! CENTER

Louisville 73

Player	min	FG	3FG	FT	Reb	Ast	TO	BL	ST	PF	TP
Johnson	f 26	7-11	0-0	0-1	6	0	1	1	1	3	14
Adel	f 37	5-10	2-3	6-6	6	2	1	0	1	4	18
Mathiang	c 25	0-2	0-0	0-0	5	0	2	2	0	4	0
Snider	g 37	10-19	2-6	0-0	6	5	3	0	2	3	22
Mitchell	g 28	3-12	2-5	5-7	4	1	4	0	0	3	13
King	3	0-1	0-0	0-0	0	0	0	0	0	1	0
Hicks	3	0-0	0-0	0-0	2	0	0	0	0	0	0
Spalding	13	1-2	0-0	4-4	7	1	1	0	0	3	6
Mahmoud	16	0-1	0-0	0-0	3	1	2	2	0	1	0
Levitich	12	0-2	0-0	0-2	1	0	0	0	0	1	0
Team					0						
Totals	200	26-60	6-14	15-20	40	10	14	5	4	23	73

Total FG% 1st H: 14-30 46.7% 2nd H: 12-30 40.0% Game: 43.3%  
3-Pt. FG% 1st H: 5-11 45.5% 2nd H: 1- 3 33.3% Game: 42.9%  
FThrow % 1st H: 6- 7 85.7% 2nd H: 9-13 69.2% Game: 75.0%

Kentucky 70

Player	min	FG	3FG	FT	Reb	Ast	TO	BL	ST	PF	TP
Adebayo	f 35	5-6	0-0	1-6	9	1	3	2	1	3	11
Gabriel	f 12	0-2	0-1	2-2	7	0	0	2	1	3	2
Fox	g 34	7-15	1-3	6-10	2	3	4	0	2	3	21
Monk	g 29	6-17	1-9	3-3	3	1	3	0	1	4	16
Briscoe	g 31	1-5	0-0	6-6	5	3	1	0	1	4	8
Mulder	9	2-4	2-3	0-0	0	0	0	0	0	0	6
Humphries	5	0-0	0-0	0-0	0	0	0	0	0	1	0
Hawkins	17	0-2	0-1	0-0	1	1	0	0	0	1	0
Willis	28	2-7	1-5	1-2	9	1	1	0	1	1	6
Team					0		1				
Totals	200	23-58	5-22	19-29	36	10	13	4	7	20	70

Total FG% 1st H: 13-33 39.4% 2nd H: 10-25 40.0% Game: 39.7%  
3-Pt. FG% 1st H: 3-12 25.0% 2nd H: 2-10 20.0% Game: 22.7%  
F Throw % 1st H: 11-13 84.6% 2nd H: 8-16 50.0% Game: 65.5%

Score by Periods	1st	2nd	Total	Attendance: 22,783
Kentucky	40	30	70	Ties: 10
Louisville	39	34	73	Lead Changes: 9

Virginia 61, Louisville 53  
Dec. 28, 2016 -- KFC YUM! CENTER

Louisville 53

Player	min	FG	3FG	FT	Reb	Ast	TO	BL	ST	PF	TP
Johnson	f 17	2-4	0-0	0-0	3	0	1	0	1	2	4
Adel	f 27	3-9	0-4	2-3	2	1	1	0	1	0	8
Mathiang	c 15	0-0	0-0	0-0	5	1	2	0	1	1	0
Snider	g 23	2-5	1-2	3-6	1	1	0	0	0	2	8
Mitchell	g 36	3-11	1-6	0-0	2	0	1	0	1	4	7
King	13	2-3	0-1	2-2	4	0	1	0	0	0	6
Hicks	19	4-5	0-1	0-2	0	1	3	0	1	3	8
Spalding	23	1-2	0-0	1-2	6	1	2	9	9	1	3
Mahmoud	25	2-5	0-0	3-5	3	2	2	2	0	1	7
McMahon	2	0-0	0-0	2-2	0	0	1	0	0	1	2
Team					0						
Totals	200	19-44	2-14	13-22	26	7	14	2	5	15	53

Total FG% 1st H: 7-19 36.8% 2nd H: 12-25 48.0% Game: 43.2%  
3-Pt. FG% 1st H: 1- 5 20.0% 2nd H: 1- 9 11.1% Game: 14.3%  
FThrow % 1st H: 6-10 60.0% 2nd H: 7-12 58.3% Game: 59.1%

Virginia 61

Player	min	FG	3FG	FT	Reb	Ast	TO	BL	ST	PF	TP
Wilkins	f 30	2-4	0-0	0-0	5	1	1	0	2	1	4
Salt	c 18	1-4	0-0	0-0	7	1	9	9	9	4	2
Hall	g 30	5-10	0-0	0-1	6	0	1	0	2	2	10
Perrantes	g 37	2-10	1-4	4-6	4	7	5	0	0	1	9
Thompson	g 18	3-6	1-2	0-0	0	2	3	0	0	4	7
Shayok	11	2-3	0-1	2-2	1	0	0	0	0	2	6
Guy	19	3-5	0-1	3-3	1	0	1	0	1	0	9
Jerome	6	0-0	0-0	0-0	0	1	1	0	0	1	0
Diakite	15	3-3	0-0	2-2	4	0	1	0	2	2	8
Reuter	16	3-4	0-0	0-0	3	0	0	0	0	2	6
Team					0		1				
Totals	200	24-49	2-8	11-14	31	12	14	0	7	19	61

Total FG% 1st H: 13-26 50.0% 2nd H: 11-23 47.8% Game: 49.0%  
3-Pt. FG% 1st H: 2- 6 33.3% 2nd H: 0- 2 0.0% Game: 25.0%  
F Throw % 1st H: 8- 9 88.9% 2nd H: 3- 5 60.0% Game: 78.6%

Score by Periods	1st	2nd	Total	Attendance: 21,676
Virginia	36	25	61	Ties: 0
Louisville	21	32	53	Lead Changes: 0



2016-17 Louisville Men's Basketball  
LOUISVILLE Extended Season Box Score (as of Dec 28, 2016)  
All games



RECORD:	OVERALL	HOME	AWAY	NEUTRAL
ALL GAMES	11-2	8-1	1-0	2-1
CONFERENCE	0-1	0-1	0-0	0-0
NON-CONFERENCE	11-1	8-0	1-0	2-1

#	Player	Total				3-Point		F-Throw		Rebounds																	
		gp-gs	min	avg	fg-fga	fg%	3fg-fga	3fg%	ft-fa	ft%	off	def	tot	avg	pf	dq	a	a/g	to	to/g	a/to	blk	blk/g	stl	stl/g	pts	avg
04	SNIDER, Quentin	13-13	368	28.3	49-139	.353	22-65	.338	31-45	.689	9	25	34	2.6	20	0	48	3.69	16	1.23	3.00	0	0.00	3	0.23	151	11.6
45	MITCHELL, Donovan	13-13	377	29.0	51-143	.357	21-73	.288	26-34	.765	17	52	69	5.3	26	0	27	2.08	25	1.92	1.08	8	0.62	28	2.15	149	11.5
22	ADEL, Deng	13-13	374	28.8	46-126	.365	13-45	.289	28-34	.824	11	48	59	4.5	25	1	26	2.00	15	1.15	1.73	5	0.38	13	1.00	133	10.2
10	JOHNSON, Jaylen	13-13	275	21.2	52-84	.619	1-3	.333	17-33	.515	49	49	98	7.5	30	0	4	0.31	19	1.46	0.21	14	1.08	6	0.46	122	9.4
00	KING, VJ	13-0	179	13.8	29-64	.453	8-16	.500	27-32	.844	12	23	35	2.7	9	0	5	0.38	8	0.62	0.63	1	0.08	2	0.15	93	7.2
13	SPALDING, Ray	13-0	243	18.7	36-56	.643	0-3	.000	17-25	.680	20	46	66	5.1	37	3	12	0.92	13	1.00	0.92	14	1.08	8	0.62	89	6.8
12	MATHIANG, Mangok	13-13	259	19.9	26-62	.419	0-0	.000	23-37	.622	34	55	89	6.8	36	1	11	0.85	19	1.46	0.58	16	1.23	6	0.46	75	5.8
14	MAHMOUD, Anas	10-0	183	18.3	22-34	.647	0-0	.000	7-12	.583	13	21	34	3.4	25	1	11	1.10	13	1.30	0.85	24	2.40	7	0.70	51	5.1
01	HICKS, Tony	9-0	108	12.0	13-38	.342	3-13	.231	6-10	.600	2	10	12	1.3	6	0	12	1.33	13	1.44	0.92	0	0.00	6	0.67	35	3.9
05	STOCKMAN, Matz	11-0	59	5.4	10-16	.625	0-0	.000	9-15	.600	11	9	20	1.8	8	0	3	0.27	6	0.55	0.50	2	0.18	2	0.18	29	2.6
23	LEVITCH, David	12-0	106	8.8	10-23	.435	6-11	.545	2-8	.250	6	10	16	1.3	6	0	9	0.75	1	0.08	9.00	0	0.00	6	0.50	28	2.3
30	McMAHON, Ryan	12-0	75	6.3	7-21	.333	7-19	.368	6-6	1.000	0	7	7	0.6	13	0	10	0.83	4	0.33	2.50	2	0.17	2	0.17	27	2.3
11	HENDERSON, Jay	6-0	14	2.3	2-4	.500	1-2	.500	2-2	1.000	0	0	0	0.0	4	0	2	0.33	0	0.00	99.00	0	0.00	3	0.50	7	1.2
15	SHARPE, Tyler	5-0	5	1.0	0-3	.000	0-3	.000	0-0	.000	1	0	1	0.2	0	0	1	0.20	1	0.20	1.00	0	0.00	0	0.00	0	0.0
Total.....		13	2625		353-813	.434	82-253	.324	201-293	.686	197	364	561	43.2	245	6	181	13.92	154	11.85	1.18	86	6.62	92	7.08	989	76.1
Opponents.....		13	2625		274-739	.371	69-246	.280	167-266	.628	149	311	460	35.4	255	-	138	10.62	204	15.69	0.68	37	2.85	72	5.54	784	60.3



# 2016-17 Louisville Photo Roster




**0 V.J. King**  
F 6-6 190 Fr.  
Cleveland, Ohio  
(Paul VI Catholic HS)



**1 Tony Hicks**  
G 6-1 180 Gr.  
South Holland, Ill.  
(Univ. of Pennsylvania)



**4 Quentin Snider**  
G 6-2 175 Jr.  
Louisville, Ky.  
(Ballard HS)



**5 Matz Stockman**  
F/C 7-0 240 Jr.  
Oslo, Norway  
(Canarias Bb. Acad.)



**10 Jaylen Johnson**  
F 6-9 230 Jr.  
Ypsilanti, Mich.  
(Ypsilanti HS)



**11 Jay Henderson**  
G 6-4 180 So.  
Orlando, Fla.  
(Lake Highland Prep)




**12 Mangok Mathiang**  
C/F 6-10 220 Sr.  
Melbourne, Australia  
(IMG Academy/Fla.)



**13 Ray Spalding**  
F 6-10 215 So.  
Louisville, Ky.  
(Trinity HS)




**14 Anas Mahmoud**  
C/F 7-0 215 Jr.  
Cairo, Egypt  
(West Oaks Academy)



**15 Tyler Sharpe**  
G 6-1 185 Fr.  
Mt. Washington, Ky.  
(Bullitt East HS)




**22 Deng Adel**  
F 6-7 200 So.  
Melbourne, Australia  
(Victory Rock Prep)



**23 David Levitch**  
G 6-3 180 Sr.  
Goshen, Ky.  
(North Oldham HS)



**24 Dwayne Sutton**  
F 6-5 200 So.  
Louisville, Ky.  
(UNC Asheville)



**30 Ryan McMahon**  
G 6-0 170 Fr.  
Sarasota, Fla.  
(Cardinal Mooney HS)



**45 Donovan Mitchell**  
G 6-3 195 So.  
Greenwich, Conn.  
(Brewster Academy)



## On The Bench



### Pronunciation Guide:

- ♦ Adel (uh-DELL)
- ♦ Levitch (LEV-itch)
- ♦ Anas Mahmoud (AH-nus mah-MOOD)
- ♦ Mangok Mathiang (MANG-go, silent "K" MATH-ee-ang)
- ♦ Matz (Motts)

*Dwayne Sutton will sit out the 2016-17 season after transferring from UNC Asheville.*



**Rick Pitino**  
Head Coach



**Kenny Johnson**  
Associate Head Coach



**Mike Balado**  
Assistant Coach



**David Padgett**  
Assistant Coach



**Michael Bowden**  
Dir. Basketball Operations