

EASTERN KENTUCKY

2016-17 Eastern Kentucky Men's Basketball Game Notes

COLONELS	6-5 OVERALL	0-0 OVC	 	9-1 OVERALL	0-0 ACC	CARDINALS
	Dan McHale HEAD COACH	21-21 RECORD AT ECU // 2ND		Rick Pitino HEAD COACH	400-135 RECORD AT LOUISVILLE// 16TH	

2016-17 Schedule

NOVEMBER

8	GEORGETOWN (Ky.) (Exhibition)	W	83-71
11	IUPUI	W	97-87
14	UNC WILMINGTON	L	78-69/OT
17	at Auburn^	L	85-64
19	at Texas Tech^	L	90-71
22	vs. Idaho State^	W	91-82/OT
23	vs. Georgia State^	L	82-65
26	BEREA	W	92-64
30	WESTERN KENTUCKY	W	78-59

DECEMBER

3	MARSHALL	W	89-80
7	at Jacksonville	W	80-76
10	at Ball State	L	91-86/OT
17	at No. 11 Louisville		12 PM
19	at Norfolk State		7 PM
22	at Manhattan College		7 PM
28	UVA-WISE		7 PM
31	at Southeast Missouri State		3:30 PM

JANUARY

5	SIUE		8 PM
7	EASTERN ILLINOIS		2 PM
12	TENNESSEE STATE		7 PM
14	BELMONT		7 PM
19	at Murray State		8 PM
21	at Morehead State		TBA
26	at Jacksonville State		8 PM
28	at Tennessee Tech		8:30 PM

FEBRUARY

1	AUSTIN PEAY		8 PM
4	at UT Martin		7 PM
11	MOREHEAD STATE		7 PM
16	at Belmont		TBA
18	at Tennessee State		8:30 PM
23	JACKSONVILLE STATE		7 PM
25	TENNESSEE TECH		2 PM

Home Games In **Bold CAPS**

* Denotes Ohio Valley Conference Game, # Municipal Auditorium, Nashville, Tenn., ^ 2016 Cancun Challenge, Times given are Eastern and subject to change, Rankings are AP/Coaches

EKU	-VS-	UofL
80.2	SCORING	77.6
42.9	FG%	43.0
34.3	3FG%	31.8
35.7	REBOUNDS	44.8
14.8	ASSIST	14.5
2.5	BLOCKS	6.5
79.5	SCORING DEFFENSE	59.7
45.5	FG DEFFENSE	36.0
35.7	3FG DEFFENSE	28.3
-0.9	REBOUND MARGIN	+8.6
+0.3	TURNOVER MARGIN	+5.0
1.0	AST-TO RATIO	1.3

GAME 12 EKV VS. NO. 11 LOUISVILLE

Louisville, Ky. // KFC Yum! Center
12:00 p.m. // Saturday, Dec. 17, 2016

QUICK HEADLINES

- This is the 74th all-time meeting between EKV and Louisville. The Cardinals lead the series, 51-22.
- The two teams last met on Dec. 30, 2004 at Freedom Hall in Louisville. The Cardinals won that game, 78-63. EKV's last win over Louisville came in Richmond on Dec. 4, 1963 by a score of 78-65.
- The EKV staff and roster features several connections to Louisville. Head coach Dan McHale was a staff assistant from 2001-03 and Director of Video Ops from 2005-07 at UofL. Assistant coach Reece Gaines was an All-American guard for the Cardinals from 1999-2003. Junior guard Dillon Avare played for Louisville from 2013-16. Graduate manager Bobby DiRaimo was a student manager at UofL from 2012-15.
- Freshman guard Asante Gist was voted OVC Player of the Week on Monday. He is the first freshman to be named OVC Player of the Week since Jan. 19, 2015. Gist averaged 21.5 ppg, 5.0 apg and 3.0 rpg last week. As of Dec. 10, Gist ranked 11th out of all freshmen in the country in total points (158).
- As of Dec. 11, Gist and sophomore forward Nick Mayo had scored the third-most points of any underclassmen (Fr. / So.) duo in the country (370).

Social Networks



@EKUHoops @EKUSports EKV Colonels

BROADCAST INFORMATION

RADIO • WCYO 100.7 FM

- Greg Stotelmyer, play-by-play
- Doug Sallee, analyst

TV

- ACC Regional Sports Networks

INTERNET

- www.EKUSports.com - Live Audio (Free)

CONTACTS





STEVE FOHL

EKU
e steve.fohl@eku.edu
c 859.200.1958

KENNY KLEIN

Louisville
e kenneth.klein@louisville.edu

Probable Starters (based on previous game)

				
1 ADAMS FRESHMAN // F	2 GIST FRESHMAN // G	5 McGLONE SENIOR // G	10 MAYO SOPHOMORE // F	12 CHARLES JUNIOR // F
PPG 5.2	PPG 14.4	PPG 10.1	PPG 19.3	PPG 7.6
RPG 4.7	RPG 3.2	RPG 2.0	RPG 6.4	RPG 6.8
FG% .489	FG% .357	FG% .429	FG% .486	FG% .531
3FG% .500	3FG% .338	3FG% .415	3FG% .424	3FG% 1.000
APG 0.5	APG 3.9	APG 3.1	APG 2.5	APG 0.6

Media Information

CONTACT INFORMATION

Steve Fohl (MBB Contact)
Associate Director of EKUSports Communications
Work Phone: 859-622-1253 Cell: 859-200-1958
E-Mail: steve.fohl@eku.edu Fax: 859-622-5108
McBrayer Arena Press Row Phone: 859-622-5908

MEDIA SERVICES

CREDENTIALS

Credentials are issued to members of the working media only. Requests for credentials should be made to Steve Fohl.

COACHES INTERVIEWS

All interviews with head coach Dan McHale and all assistant coaches must be arranged through the EKUSports Communications office. Please contact Steve Fohl to arrange all interviews.

PLAYER INTERVIEWS

All interviews with ECU men's basketball players must be arranged through the EKUSports Communications office. Please contact Steve Fohl to arrange all interviews.

PRACTICE

EKU men's basketball practices are generally open to the media. However, practices held on the day before games will be closed to the media. Media members are welcome to get interviews before practice begins on the day prior to games. Media members should arrange all interviews through the EKUSports Communications office by contacting Steve Fohl.

POST-GAME INTERVIEWS

For home games, coach McHale and selected ECU players will be available in the media room after a brief cooling off period, generally 10 minutes after the game. For road games, coach McHale and selected players will be available outside the team's locker room, following the cooling off period. Please direct post-game interview requests to Steve Fohl.

Locker Room - The ECU locker room is closed to the media for all home and road games.

PRESS ROW SERVICE

Complete individual and team statistics and play-by-play will be available to the media following the game. One hour prior to tip-off, media packets containing a game program, flipcard, updated stats and game notes will be available in the media working area. Wireless internet access is available in McBrayer Arena.

OHIO VALLEY CONFERENCE MEDIA RELATIONS

MBB Contact Kyle Schwartz
Phone 615-371-1698 ext. 6685
E-mail kschwartz@ovc.org
Web Site www.OVCsports.com

NOTE: Individual player notes are located on the player pages (pages 12-26).

LOUISVILLE CONNECTIONS

When ECU plays Louisville on Dec. 17, the Colonel staff and roster will feature several connections to the opponent. Head coach Dan McHale was a staff assistant from 2001-03 and Director of Video Ops from 2005-07 at UofL. Assistant coach Reece Gaines was an All-American guard for the Cardinals from 1999-2003. Junior guard Dillon Avare played for Louisville from 2013-16. Graduate manager Bobby DiRaimo was a student manager at UofL from 2012-15.

GIST VOTED OVC PLAYER OF THE WEEK

Freshman guard Asante Gist was voted OVC Player of the Week on Monday. He is the first freshman to be named OVC Player of the Week since Jan. 19, 2015. Gist averaged 21.5 ppg, 5.0 apg and 3.0 rpg last week. As of Dec. 10, Gist ranked 11th out of all freshmen in the country in total points (158).

HIGH SCORING UNDERCLASSMAN DUO

As of Dec. 11, freshman guard Asante Gist and sophomore forward Nick Mayo had scored the third-most points of any underclassmen (Fr. / So.) duo in the country (370).

Double-Digit Leaders

Double-Figure Scoring Games

	2016-17		Career	
	No.	Record	No.	Record
Marlon Adams	2	1-1	2	1-1
Dillon Avare	5	3-2	5	3-2
Jaylen Babb-Harrison	6	4-2	18	10-8
Zach Charles	5	3-2	5	3-2
Parker Chitty	1	1-0	1	1-0
DeAndre Dishman	1	0-1	1	0-1
Asante Gist	8	4-4	8	4-4
Nick Mayo	11	6-5	35	17-18
Isaac McGlone	5	4-1	13	9-4

Double-Figure Rebounding Games

	2016-17		Career	
	No.	Record	No.	Record
Marlon Adams	1	1-0	1	1-0
Zach Charles	2	1-1	2	2-1
Nick Mayo	2	2-0	5	3-2

EASTERN KENTUCKY - TEAM COMPARISONS

LOUISVILLE (9-1, 0-0 ACC)

Statistics	UL	OPP
Scoring Offense	77.6	59.7
Scoring Margin	+17.9	
FG Percentage	.430	.360
3-Pt. FG Percentage	.318	.283
Free Throw Percentage	.678	.620
Rebounds Per Game	44.8	36.2
Rebound Margin	+8.6	
Assists Per Game	14.5	10.4
Turnovers Per Game	11.0	16.0
Turnover Margin	+5.0	
Steals Per Game	7.6	5.0
Blocks Per Game	6.5	3.0

INDIVIDUAL LEADERS

SCORING	GM	Pts.	PPG
Donovan Mitchell	10	114	11.4
Quentin Snider	10	108	10.8
Deng Adel	10	100	10.0
Jaylen Johnson	10	94	9.4

REBOUNDS	GM	Reb.	RPG
Jaylen Johnson	10	82	8.2
Mangok Mathiang	10	66	6.6

ASSISTS	GM	Asst.	APG
Quentin Snider	10	36	3.6

EASTERN KENTUCKY (6-5, 0-0 OVC)

Team Statistics	EKU	OPP
Scoring Offense	80.2	79.5
Scoring Margin	+0.7	--
FG Percentage	.429	.455
3-Pt. FG Percentage	.343	.357
Free Throw Percentage	.755	.684
Rebounds Per Game	35.7	36.6
Rebound Margin	-0.9	--
Assists Per Game	14.8	14.0
Turnovers Per Game	14.6	14.9
Turnover Margin	+0.3	--
Steals Per Game	6.9	8.2
Blocks Per Game	2.5	3.4

INDIVIDUAL LEADERS

SCORING	G	Pts.	PPG
Nick Mayo	11	212	19.3
Asante Gist	11	158	14.4
Jaylen Babb-Harrison	9	113	12.6
Isaac McGlone	9	91	10.1

REBOUNDS	GM	Reb.	RPG
Zach Charles	11	75	6.8
Nick Mayo	11	70	6.4

ASSISTS	GM	Asst.	APG
Asante Gist	11	43	3.9



NCAA TEAM RANKINGS (thru Dec. 13)

Team Statistics	EKU
Scoring Offense	64
Scoring Defense	298
Scoring Margin	208
FG Percentage	235
FG Percentage Defense	263
3-Pt. FG Per Game	46
3-Pt. FG Percentage	191
3-Pt. FG Pct. Defense	226
Free Throw Percentage	35
Rebound Margin	248
Assists Per Game	115
Assist/Turnover Ratio	179
Blocks Per Game	263
Steals Per Game	124
Turnover Margin	171
Free Throws Made	8
Free Throws Attempted	15

351 Division I teams



EKU Single-Season FG% (Team)

Year	FG%
1. 2015-16	49.1
2. 1986-87	49.1
3. 1978-79	48.7
2013-14	48.7
5. 1971-72	48.5

EKU Single-Season 3-pt FG% (Team)

Year	FG%
1. 1986-87	44.9
2. 2008-09	40.1
3. 2009-10	39.7
4. 2015-16	39.5
5. 2013-14	39.0

EKU Preseason Quick Facts

UNIVERSITY INFORMATION

Name	Eastern Kentucky University
Location	Richmond, Ky.
Founded/Enrollment	1906/17,034
Nickname	Colonels
Colors	Maroon (PMS 209) and White
Affiliation	NCAA Division I
Conference	Ohio Valley Conference
Arena (Capacity)	McBrayer Arena (6,500)
Press Row Phone	(859) 622-5908
President	Dr. Michael T. Benson
Director of Athletics	Stephen Lochmueller
Senior Woman Administrator	Lindsey McKaskle
Athletics Dept. Phone Number	(859) 622-2120

COACHING STAFF

Head Coach	Dan McHale
Alma Mater	Kentucky '01
Record at ECU (Years)	21-22 (1)
Career Record (Years)	21-22 (1)
Assistant Coach	Reece Gaines (2nd Season)
Alma Mater	Louisville '03
Assistant Coach	Ryan Whalen (1st Season)
Alma Mater	St. Joseph's '08
Assistant Coach	Terrence Commodore (2nd Season)
Alma Mater	Eastern Kentucky '07

2015-16 SEASON IN REVIEW

2015-16 Record	15-16
Ohio Valley Conference	6-10
Conference Finish	5th (East)/9th of 12 teams
Starters Returning/Lost	2/3
Letterwinners Returning/Lost	6/7
Newcomers	9

HISTORY

All-Time Record	1,239-1,125
NCAA Tournament Appearances	8
OVC Regular Season Championships	6
OVC Tournament Championships	6

THREE COLONELS SCORE CAREER-HIGH

Three Colonels reached career-highs in points in ECU's 91-86 overtime loss at Ball State on Dec. 10. Junior Dillon Avare knocked down five three-pointers for a career-high 15 points. Freshman DeAndre Dishman finished with a career-high 12 points. And freshman Marlon Adams matched a career-high with 11 points.

ADAMS BREAKS INTO STARTING LINEUP

Freshman Marlon Adams made his first career start in Jacksonville. He finished with six points, three rebounds and a steal.

#ZEECHUCK'S DOUBLE-DOUBLE

Junior Zach Charles recorded his first double-double as a Colonel on Dec. 7 at Jacksonville. He scored 10 points and grabbed 12 rebounds. Charles ranks 12th in the OVC in rebounding (7.0 rebounds-per-game).

MCGLONE GETS 20

Senior Isaac McGlone also had a career night at Jacksonville. McGlone pumped in a career-high 20 points. He also dished out two assists and notched a game-high three steals. McGlone ranks fifth in the OVC in three-point field goal percentage (47.1%).

GIST STEPS UP AT JACKSONVILLE

Freshman Asante Gist paced ECU in Jacksonville on Dec. 7, scoring a career-high 24 points and dishing out a career-high six assists. The newcomer from New Jersey ranks 13th in the OVC in scoring at 13.9 ppg. He leads all freshmen in the league in scoring, assists (3.9 apg), assists/turnover ration (1.0) and minutes played (28.6 mpg).

COME-FROM-BEHIND ROAD WIN

ECU has won four straight and five of its last six games after rallying in the second half for a come-from-behind 80-76 victory at Jacksonville Univ. on de-

2016-17 Individual Awards

OVC Player of the Week

Asante Gist	Dec. 12
Nick Mayo	Nov. 28

OVC Freshman of the Week

Asante Gist	Dec. 5
Asante Gist	Nov. 14

Cancun Challenge All-Tournament Team

.....	Nick Mayo
.....	Jaylen Babb-Harrison

2015-16 Individual Awards

OVC Freshman of the Year

.....	Nick Mayo
-------	-----------

First Team All-OVC

.....	Nick Mayo
-------	-----------

OVC Freshman of the Week

Nick Mayo	Nov. 23
Nick Mayo	Nov. 30
Nick Mayo	Dec. 14
Nick Mayo	Dec. 21
Nick Mayo (Co)	Jan. 11
Nick Mayo	Jan. 18
Nick Mayo	Jan. 25
Nick Mayo	Feb. 1
Nick Mayo	Feb. 8

2016-17 Eastern Kentucky Numerical Roster

No.	Name	Pos.	Ht.	Wt.	Class	Hometown (Previous School)
0	Dujuanta Weaver	G	5-10	175	So.	Louisville, Ky. (Doss HS)
1	Marlon Adams	F	6-6	215	Fr.	Middletown, N.Y. (Believe Prep Academy [S.C.])
2	Asante Gist	G	5-11	185	Fr.	East Orange, N.J. (St. Anthony HS)
3	DeAndre Dishman	F	6-6	215	Fr.	Lexington, Ky. (Bryan Station HS)
4	Dillon Avare	G	6-0	160	R-Jr.	Lexington, Ky. (University of Louisville)
5	Isaac McGlone	G	6-2	175	Sr.	Lancaster, Ohio (Bloom-Carroll HS)
10	Nick Mayo	F	6-9	235	So.	Oakland, Maine (Messalonskee HS)
11	Jaylen Babb-Harrison	G/W	6-4	190	R-Sr.	Ajax, Ontario (J. Clarke Richardson HS)
12	Zach Charles	F	6-7	210	Jr.	Mesquite, Texas (McLenna Community College)
13	Jackson Davis*	F	6-8	215	Jr.	Lexington, Ky. (Butler University)
14	Daniel Parke	G	6-1	175	R-Jr.	Richmond, Ky. (Transylvania University)
15	Kirkland Humphrey	G	6-0	170	So.	Richmond, Ky. (Madison Central HS)
21	Lachlan Anderson	F	6-8	190	Fr.	Melbourne, Australia (St. Gregory's College)
22	Trevor Hill	G	6-1	175	Fr.	Corbin, Ky. (Lexington Christian Academy)
25	Oliver Bishop	G	6-0	170	R-So.	Chicago, Ill. (Portage HS)
31	Parker Chitty	G	6-2	190	Fr.	Columbus, Ind. (Columbus East HS)

Dillon Avare AY-var Isaac McGlone muh-GLOAN Asante Gist uh-sawn-TAY Gist

Notable OVC Ranks

TEAM

Scoring Offense - **3rd (80.2 ppg)**
 Free Throw Percentage - **1st (75.5)**
 Three-Pointers/Game - **3rd (9.3/game)**

INDIVIDUAL

Scoring

Nick Mayo - **4th (19.3 ppg)**
 Asante Gist - **12th (14.4 ppg)**

Rebounding

Nick Mayo - **10th (6.8 rpg)**
 Zach Charles - **14th (6.4 rpg)**

Assists

Asante Gist - **8th (3.9 apg)**

Free Throw Percentage

Jaylen Babb-Harrison - **1st (95.8)**
 Nick Mayo - **4th (87.5)**
 Isaac McGlone - **10th (80.0)**

Steals

Isaac McGlone - **7th (1.8)**

Blocks

Zach Charles - **7th (1.0)**

3-Point Field Goal Percentage

Nick Mayo - **8th (42.4)**
 Isaac McGlone - **10th (41.5)**

3-Point Field Made/Game

Dillon Avare - **10th (2.1/game)**
 Asante Gist - **10th (2.1/game)**

2016-17 OVC Standings

as of Dec. 14

SCHOOL	OVC	OVERALL
EAST		
Tennessee State	0-0	7-2
Belmont	0-0	4-3
Eastern Kentucky	0-0	6-5
Jacksonville State	0-0	5-6
Tennessee Tech	0-0	4-8
Morehead State	0-0	2-7
WEST		
UT Martin	0-0	8-3
Eastern Illinois	0-0	6-4
Murray State	0-0	5-5
Austin Peay	0-0	4-5
Southeast Missouri	0-0	4-6
SIUE	0-0	4-6

ember 7. It was Eastern's first true road win of the year.

GIST NAMED FRESHMAN OF THE WEEK ... AGAIN

Freshman Asante Gist was voted OVC Freshman of the Week on Dec. 5. The native of East Orange, New Jersey averaged 16.0 points, 5.0 rebounds and 3.5 assists-per-game in the two ECU victories last week. It is Gist's second OVC Freshman of the Week honor this season.

HITTING THE BOARDS

After out-rebounding Marshall, 42-35, on Dec. 3, ECU has now out-rebounded its opponent in five consecutive games. The Colonels out-rebounded their opponent only seven times all of last season.

MAYO'S CAREER DAY LEADS ECU OVER MARSHALL

Sophomore Nick Mayo delivered a career game on December 3 as ECU rolled past Marshall, 89-80. Mayo poured in a career-high 30 points and matched a career-high with 10 boards. His performance led the Colonels to their first win over the Thundering Herd since 1977.

MARSHALL RETURNS TO MCBRAYER

On Dec. 3, Marshall will play at McBrayer Arena for the first time since December of 1994. It is the 61st meeting between ECU and Marshall. Eastern leads the all-time series, 22-18; however, Marshall has won four straight, including a 96-72 win over the Colonels last year in Huntington.

CHITTY GETS THE START VS. WKU

Freshman Parker Chitty made his first career start against WKU on Nov. 30 and played 16 minutes at the point guard position for the Colonels, scoring four points and grabbing a rebound.

ISAAC PERFECT FROM THE FIELD

Senior Isaac McGlone matched a career-high with 14 points against WKU on Nov. 30. He was a perfect 5-of-5 from the field and 4-of-4 from behind the arc.

HOW ASANTE GOT HIS GROOVE BACK

After a rough game against Berea, freshman guard Asante Gist ignited late in the game against WKU on Nov. 30. He finished with a game-high 19 points - 17 of which came in the second half - to lead Eastern to a 78-59 win over the Hilltoppers.

RIVALRY REINSTATED

ECU crushed in-state rival WKU, 79-58, on November 30 at McBrayer Arena. It was Eastern's first win over Western since Jan. 7, 1987, and it snapped a 13-game losing streak to the Hilltoppers.

RE-IN-STATE THE RIVALRY

Nov. 30 marks the 157th meeting between ECU and WKU. The Hilltoppers lead the series, 113-43, and have won 13 straight over the Colonels dating back to 1987. It is the first time the Battle of the Bluegrass has visited McBrayer Arena since Dec. 8, 2007.

EKU Winningest Seasons

	Wins	Year	(Reg. Season)
1.	25	2012-13	23
2.	24	2013-14	21
3.	22	2004-05	19
4.	21	2006-07	18
	21	1978-79	19
	21	1946-47	18
	21	1945-46	18
	21	2014-15	19
9.	20	2009-10	20
	20	1944-45	17
11.	19	1990-91	18
	19	1986-87	17
	19	1964-65	19

EKU All-Time Scoring List

	Name	Years	Points	Avg.
1.	Matt Witt	2002-06	1,832	15.5
2.	Mike Rose	2005-09	1,763	14.2
3.	Antonio Parris	1983-87	1,723	16.9
4.	John Allen	1990-94	1,635	14.1
5.	Arlando Johnson	1991-95	1,617	14.1
6.	Carl Brown	1972-76	1,592	16.2
7.	Eddie Bodkin	1963-66	1,587	21.1
8.	Corey Walden	2012-15	1,518	15.0
9.	James Tillman	1978-80	1,514	27.0
10.	Charles Mitchell	1970-73	1,507	20.6
11.	Jack Adams	1953-56	1,460	20.6
12.	DeMarkus Doss	1992-96	1,442	13.2
13.	Kenny Elliott	1975-79	1,353	13.3
14.	George Bryant	1969-72	1,345	19.5
15.	Eric Stutz	2011-15	1,338	10.1
16.	Michael Haney	2001-05	1,289	11.4
17.	Justin Stommes	2007-11	1,277	10.7
18.	Jamie Ross	1988-92	1,239	10.4
19.	Bobby Washington	1966-69	1,221	18.5
20.	Bruce Jones	1977-81	1,215	12.2
21.	Joshua Jones	2008-12	1,192	9.5
22.	Kirk Greathouse	1988-92	1,177	9.7
23.	Jim Baechtold	1948-52	1,137	12.9
24.	Carl Cole	1958-61	1,134	16.7
	Jeff McGill	1985-88	1,134	15.1

MAYO = PLAYER OF THE WEEK

Sophomore Nick Mayo was voted the OVC Player of the Week on Nov. 28. He averaged 20.3 points, 8.3 rebounds and 3.7 assists-per-game in three games during the week. As of Nov. 28, Mayo ranks fourth in the OVC in scoring (19.7 ppg).

MARLON GETS A DOUBLE-DOUBLE

Freshman Marlon Adams recorded his first-career double-double in the win over Berea on Nov. 26, scoring 11 points and grabbing 10 boards. Adams has recorded 12 offensive rebounds in the Colonels' last two games.

CHITTY SCORES A CAREER-HIGH

Freshman Parker Chitty came off the bench to net a career-high 10 points vs. Berea on Nov. 26. He also dished out four assists, came up with three steals

and blocked a shot.

HISTORIC REBOUNDING NIGHT

EKU's 53 rebounds vs. Berea on Nov. 26 were the most by the Colonels in a single game since they had 64 vs. Kentucky Christian on Nov. 23, 2002.

BATTLE OF MADISON COUNTY

Nov. 26 will be the 61st meeting between ECU and Berea, but first since Nov. 18, 1997. ECU leads the all-time series, 36-24; however, Berea won the last matchup between the two teams, 94-88, at McBrayer Arena.

STEADY FROM THE STRIPE

As of Nov. 24, ECU ranks sixth in the country

ECU All-Time Rebounds List

	Name	Years	Gms	Reb.	Avg.
1.	Mike Smith	1988-92	114	977	8.6
2.	Jim Baechtold	1948-52	88	933	10.6
3.	Garfield Smith	1965-68	67	884	13.2
4.	Jack Adams	1953-56	71	870	12.3
5.	Mike Oliver	1974-78	96	859	8.9
6.	Eddie Bodkin	1963-66	74	812	11.0
7.	Carl Greenfield	1968-71	68	802	11.8
8.	Michael Haney	2001-05	113	783	6.3
9.	Dave Bootcheck	1976-80	99	728	7.4
10.	Elmer Tolson	1949-53	87	716	8.2
11.	Willie Woods	1967-70	64	693	10.8
12.	John Allen	1990-94	116	684	5.9
13.	Bob Tolan	1962-65	67	681	10.2
14.	Eric Stutz	2011-15	133	648	4.9
15.	Dan Argabright	1970-73	71	616	8.7
16.	Charlie Mitchell	1970-73	73	578	7.9
17.	Carl Brown	1972-76	98	574	5.9
18.	Curtis Fincher	1994-96	54	569	10.5
19.	Darnell Dials	2004-08	118	557	4.7
20.	Dale Moore	1956-59	62	550	8.9

in free throw shooting (81.0%).

COLONELS SIGN THREE

Head coach Dan McHale signed three high school seniors during the early signing period: Dedric Boyd (Brownsville, TN), A.J. Youngman (Peoria, IL) and Peyton Broughton (London, KY). Find more info on the future Colonels at EKUSports.com.

ALL-TOURNAMENT TEAM

Sophomore Nick Mayo and senior Jaylen Babb-Harrison were named to the Cancun Challenge Mayan Division All-Tournament Team.

JBH DOES IT ALL IN WIN

Senior Jaylen Babb-Harrison poured in 20 points against Idaho State on Nov. 22, while also dishing out a career-high seven assists and matching a career-high with seven rebounds.

MAYO DOUBLE-DOUBLE

Sophomore Nick Mayo recorded his first double-double of the season against Idaho State on Nov. 22, notching 21 points and 10 rebounds. He also dished out a career high four assists.

DISRUPTIVE 'D'

EKU forced Idaho State into 30 turnovers on Nov. 22. That is the most turnovers forced by the Colonels since they forced 32 against Warren Wilson College on Nov. 13, 2013 ... a span of over three years. The Colonels broke the Cancun Challenge record for steals in a game with 17.

COLONELS WIN IT OT

EKU defeated Idaho State, 92-81, in overtime on Nov. 22 in Cancun. It was head coach Dan McHale's first overtime win as a head coach, and the Colonels' first overtime win since a 71-69 decision over Towson on Nov. 17, 2012.

AVARE MAKES FIRST CAREER START

With senior Isaac McGlone banged up, junior guard Dillon Avare made his first career start on Nov. 19 at Texas Tech. The transfer from Louisville played a career-high 32 minutes and scored three points.

CHARLES SHINES IN THE LONE STAR STATE

Junior college transfer Zach Charles - a native of Mesquite, Texas - made a triumphant return to his home state on Nov. 19. Charles scored a season-best 13 points and grabbed seven rebounds against Texas Tech in Lubbock. He also knocked down his first career three-pointer.

GIST BOUNCES BACK AT TEXAS TECH

After scoring a season-low three points at Auburn on Nov. 17, freshman guard Asante Gist bounced back in big way two days later at Texas Tech, scoring a game high-21 points and dishing out three assists. He committed only one turnover.

AVARE PROVIDES SPARK AT AUBURN

Louisville transfer Dillon Avare provided a spark off the bench at Auburn. Avare played a career-high 31 minutes and scored 11 points, including three three-pointers. He also pulled down a career-high two offensive rebounds.

COLONELS HANG WITH AUBURN

EKU hung with SEC foe Auburn deep into the second half on Nov. 17. The Colonels led by as many as six points in the first half and had a chance to take the lead with 14 minutes remaining in the game, but a three-pointer by Nick Mayo just missed. The Tigers then used a late 15-2 run to pull away for an 85-64 victory.

EKU ERASES 17-POINT DEFICIT

EKU erased a 17-point deficit to force overtime, but fell to UNCW, 78-69, on Monday at McBrayer Arena. UNCW came into the game ranked No. 7 in CollegeInsider.com's Mid-Major poll. Monday's game was ECU's first overtime game of the Dan McHale Era.

MAYO OFF TO STRONG START

Sophomore forward Nick Mayo has led ECU in points in both games this season. The Maine native is the first Colonel to net 20 or more points in the Colonels' first two games of the season since Justin Stommes in

Tracking The Colonels

Opponent	Largest Lead	Largest Deficit	Lead Changes	Bench Scoring	Pts. Off TOs
IUPUI	24	1	2	19	17
UNCW	2	17	4	9	11
Auburn	6	21	2	22	6
Texas Tech	15	19	1	7	10
Idaho State	11	12	6	26	32
Georgia State	10	21	2	6	13
Berea College	30	--	--	37	48
Western Kentucky	24	--	--	33	16
Marshall	16	2	4	13	25
Jacksonville	8	11	11	7	12
Ball State	7	5	18	27	19

Starting Lineups

Starting Lineups

Babb-Harrison, Charles, Chitty, Mayo, McGlone.....	1-0
Babb-Harrison, Charles, Gist, Mayo, McGlone.....	3-3
Avare, Babb-Harrison, Charles, Gist, Mayo	1-1
Adams, Charles, Gist, Mayo, McGlone.....	1-1

The Dunk Diary

Dunks	14-15	15-16	16-17	Career
Marlon Adams			1	1
Jaylen Babb-Harrison	0	0	2	3
Zach Charles			4	4
DeAndre Dishman			3	3
Nick Mayo		29	8	37

2009.

ZEE CHUCK ATTACKS THE BOARDS

Junior college transfer Zach Charles grabbed a game-high 14 rebounds vs. UNCW on Monday. That is the most rebounds by a Colonel in a single game since Jaron Jones pulled down 14 vs. SIUE on Feb. 23, 2012.

GIST OVC FRESHMAN OF THE WEEK

Freshman guard Asante Gist was voted OVC Freshman of the Week on Monday after scoring 21 points, grabbing seven rebounds and dishing out five assists in the Colonels' season opener vs. IUPUI on Nov. 11.

MEMORABLE COLONEL DEBUT

Freshman guard Asante Gist scored 21 points, grabbed seven boards and dished out five assists in his Colonel debut on Nov. 11 vs. IUPUI. Sixteen of

his 21 points came from the charity stripe. Gist's 16 free throws were the most by a Colonel since Jarelle Reischel sank 17 in a win at Savannah State on December 5, 2015.

EKU EARNS WIN FROM THE STRIPE

EKU ran out to a 24-point lead and then held on late to defeat IUPUI, 97-87, in its season opener on Nov. 11 at McBrayer Arena. The Colonels shot 56 free throws in the game, and made 45 of them. Eight of the nine Colonels who played on Friday shot (and made) a career-high number of free throws. The 45 free throws on Friday were the most by an ECU team since the Colonels hit a school-record 46 free throws against Loyola during the 1954-55 season.

GIST LEADS THE WAY IN EXHIBITION

In its lone exhibition on Nov. 6, ECU beat Georgetown College - the No. 2 NAIA team in the coun-

try - 83-71. Freshman guard Asante Gist led the Colonels with 22 points and five assists.

MAYO HONORED

Nick Mayo was voted OVC Freshman of the Year and first team All-OVC following the season. Mayo is the fourth different Colonel player to be named OVC Freshman of the Year and first since Adam Leonard shared the award in 2006-07. He is one of only two freshmen in the last five years to be named first team All-OVC, joining former Murray State guard and NBA first round draft pick Cameron Payne (2013-14).

LIGHTS OUT

EKU was the only team in the OVC to rank in the top-three in the league in all three shooting categories in 2015-16: three-point field goal percentage (1st / 39.5%), field goal percentage (2nd / 49.1%) and free

When was the last time ECU ...

Scored 100 points or more:

Nov. 25, 2015 - ECU 101, Thomas More 67

Scored less than 50 Points:

Dec. 7, 2014 - Kentucky 82, ECU 49

Allowed 100 points or more:

Dec. 27, 2003 - Florida 109, ECU 63

Held an opponent to less than 50 points:

Feb. 14, 2015 - ECU 69, Tennessee State 41

Held an opponent to less than 30% shooting:

Feb. 25, 2016 -- .273 (15-55) -- at Jacksonville State

Shot over 65% from the field (45+ attempts):

Nov. 22, 2015 -- .667 (40-60) -- vs. Longwood

Shot over 60% from the field (45+ attempts):

Feb. 4, 2016 -- .640 (32-50) -- vs. Tennessee State

Shot over 55% from the field (45+ attempts):

Dec. 7, 2016 -- .551 (27-49) -- vs. Jacksonville

Shot over 50% from the field (45+ attempts):

Dec. 3, 2016 -- .509 (28-55) -- vs. Marshall

Shot 50% from 3-point range (15+ attempts):

Feb. 25, 2016 -- .500 (8-16) -- at Jacksonville St.

Shot over 90% from the FT line (13+ attempts):

February 18, 2016 -- .917 (22-24) -- vs. Belmont

Made 10 or more three-pointers:

Dec. 10, 2016 -- 11 -- vs. Ball State

Had 50 or more rebounds:

Nov. 26, 2016 -- 53 -- vs. Berea College

Had 20 or more assists:

Dec. 10, 2016 -- 21 -- vs. Ball State

Had 10 or more steals:

Dec. 10, 2016 -- 10 -- vs. Ball State

Blocked 10 or more shots:

Nov. 23, 2010 -- 12 -- vs. Cincinnati Christian College

Won an overtime game:

Nov. 22, 2016, ECU 91 - Idaho State 82 (OT)

Lost an overtime game:

Dec. 10, 2016 - Ball State 91, ECU 86 (OT)

Played a double overtime game:

Jan. 28, 2012 - Tennessee State 91, ECU 85 (2OT)

Played three or more overtimes:

Jan. 24, 2002 - ECU 108, Tennessee-Martin 100 (4OT)

Won by 50 or more points:

Nov. 18, 2014 -- 80 -- vs. Kentucky Christian

Did not hit a three-pointer:

When was the last time the Colonels had ...

A player score 30 points Nick Mayo (30) vs. Marshall, Dec. 3, 2016 (EKU 89, MAR 80)

A player score 35 points JaVontae Hawkins (36) vs. Tennessee State, Feb. 4, 2016 (EKU 97, TSU 81)

A player score 40 points

A player grab 10 rebounds Zach Charles (12) vs. Jacksonville, Dec. 7, 2016 (EKU 80, JU 76)

A player grab 15 rebounds Jon Bentley (15) at Morehead State, Feb. 3, 2004 (MOR 74, ECU 67)

A player record a double-double Zach Charles (10 pts, 12 rebs) vs. Jacksonville, Dec. 7, 2016 (EKU 80, JU 76)

Two players record a double-double in the same game Jarelle Reischel (37 pts, 13 rebs); Paul Jackson (14 pts, 13 assts) vs. Longwood, Nov. 22, 2015 (EKU 110, LWU 97)

A player dish out 10 assists Paul Jackson (10) vs. Murray St., Jan. 27, 2016 (MUR 75, ECU 71)

A player block five shots Nick Mayo (5) vs. Morehead State, Jan. 30, 2016 (MOR 70, ECU 67)

A player record seven steals Corey Walden (8) vs. Savannah State, Nov. 14, 2014 (EKU 76, SSU 53)

Two players score 20 points in a game Asante Gist (24), Isaac McGlone (20), vs. Jacksonville, Dec. 7, 2016 (EKU 80, JU 76)

Three players score 20 points in a game Jarelle Reischel (25), JaVontae Hawkins (22), Nick Mayo (20), vs. Tennessee Tech, Jan. 23, 2016 (TTU 89, ECU 83)

Two players grab 10 rebounds in a game

Five players score in double figures Nick Mayo (17), Asante Gist (19), Marlon Adams (11), DeAndre Dishman (12), Dillon Avare (15) vs. Ball State, Dec. 10, 2016 (BSU 91, ECU 86)

Six players score in double figures Robbie Stenzel (14), Eric Stutz (13), Corey Walden (11), Marcus Lewis (10), Jaylen Babb-Harrison (10), Deverin Muff (10) vs. Crowley's Ridge, Feb. 5, 2013 (EKU 97, CRC 31)

Seven players score in double figures Jaylen Babb-Harrison (28), Denzel Richardson (18), Eric Stutz (13), Timmy Knipp (12), Corey Walden (11), Ja'Mill Powell (10), Paul Jackson (10) vs. Kentucky Christian, Nov. 18, 2014 (EKU 115, KCU 35)

A player made 10 field goals Nick Mayo (11) vs. Marshall, Dec. 3, 2016 (EKU 89, MAR 80)

A player made five 3-point field goals Asante Gist (5) vs. Ball State, Dec. 10, 2016 (BSU 91, ECU 86)

A player made 10 free throws Asante Gist (16) vs. IUPUI, Nov. 11, 2016 (EKU 97, IUPUI 87)

A player converted a four-point play Corey Walden (three-pointer followed by one free throw) vs. Tennessee State, Feb. 7, 2015 (EKU 77, TSU 72)

A player hit a last second shot to win the game Denzel Richardson (3-pointer, 0.3 seconds) at Coppin State, Dec. 30, 2014 (EKU 66, CSU 63)
Glenn Cooley (35-foot 3-pointer, 0.4 seconds) vs. Southeast Missouri, Feb. 1, 2014 (EKU 79, SEMO 78)
Deverin Muff (two free throws, 1.4 seconds) vs. Towson, Nov. 18, 2012 (EKU 71, Towson 69 OT)

Getting Personal With The Colonels

Here are interesting facts and tidbits about members of the Eastern Kentucky basketball team. Some of these may be potential feature story ideas.

- **Isaac McGlone** was a member of the Chess Club in high school.
- There was a typo on **Marlon Adams'** birth certificate, and his legal name was Marion Adams until he turned 18.
- 6-8 forward **Zach Charles** was into competitive skateboarding before taking up basketball.
- **Asante Gist's** uncle was one of the three members (DJ Kay Gee) of the hip hop group Naughty By Nature.
- **Nick Mayo's** perfect meal consists of: five lobsters, 10 pancakes, three pieces of bacon, one slice of pizza and Buffalo Wild Wings honey barbeque wings.
- **Trevor Hill** was the lead actor in his school's Sherlock Holmes play in eighth grade.
- **Jackson Davis** loves Star Wars and, if he won the lottery, he would "buy Star Wars stuff."
- ECU features two international student-athletes in 2016-17: **Jaylen Babb-Harrison** (Canada) and **Lachlan Anderson** (Australia).

A Closer Look At The ECU Record

	Under McHale	16-17
Overall		
Overall	21-21	6-5
Home	13-7	4-1
Away	6-13	1-3
Neutral	1-1	1-1
OVC (Regular Season)	6-10	--
Monthly Records		
November	10-5	4-4
December	5-5	2-1
January	3-6	--
February	3-4	--
March	--	--
Daily Records		
Sunday	1-0	--
Monday	0-3	0-1
Tuesday	3-1	1-0
Wednesday	3-2	2-1
Thursday	3-6	0-1
Friday	3-1	1-0
Saturday	8-8	2-2
ECU's Record When ...		
Winning the tip	14-11	6-2
Losing the tip	7-10	0-3
Leading at halftime	17-5	4-1
Trailing at halftime	4-16	2-4
Tied at halftime	--	--
ECU scores first	16-7	5-1
Opponent scores first	5-14	1-4
Leading with 5 minutes to play	20-1	5-0
Trailing with 5 minutes to play	0-18	0-4
Tied with 5 minutes to play	1-2	1-1
ECU scores less than 60 points	0-3	--
ECU scores 60-69 points	0-6	0-3
ECU scores 70-79 points	5-6	1-1
ECU scores 80 or more	16-6	6-1
Decided by 3 points or less	2-4	--
Decided by 4-10 points	9-8	4-2
Decided by 11 or more points	10-9	2-3
ECU shoots more than 60%	2-0	--
ECU shoots 50-60%	13-5	3-0
ECU shoots 40-49%	5-10	3-1
ECU shoots less than 40%	1-6	0-4
ECU makes more 3-point FGs	10-9	2-4
Opp. makes more 3-point FGs	6-10	2-1
3-point FGs are even	5-2	2-0
ECU out-rebounds opponent	11-2	5-1
Opponent out-rebounds ECU	7-19	0-4
Rebounds are even	3-0	1-0
Committing fewer turnovers	12-9	4-1
Committing more turnovers	6-9	2-2
Turnovers are even	3-3	0-2
One Overtime	1-2	1-2
Double Overtime	--	--

Eastern Kentucky University
Eastern Kentucky Combined Team Statistics (as of Dec 10, 2016)
All games

RECORD:	OVERALL	HOME	AWAY	NEUTRAL
ALL GAMES	6-5	4-1	1-3	1-1
CONFERENCE	0-0	0-0	0-0	0-0
NON-CONFERENCE	6-5	4-1	1-3	1-1

#	Player	gp-gs	min	avg	Total		3-Point		F-Throw		Rebounds				pf	dq	a	to	blk	stl	pts	avg
					fg-fga	fg%	3fg-fga	3fg%	ft-fa	ft%	off	def	tot	avg								
10	MAYO, Nick	11-11	386	35.1	71-146	.486	14-33	.424	56-64	.875	20	50	70	6.4	27	0	27	28	8	8	212	19.3
02	GIST, Asante	11-10	317	28.8	45-126	.357	23-68	.338	45-59	.763	8	27	35	3.2	40	2	43	43	0	9	158	14.4
11	BABB-HARRISON, Jayl	9-9	276	30.7	36-102	.353	18-62	.290	23-24	.958	5	40	45	5.0	19	0	20	17	1	13	113	12.6
05	MCGLONE, Isaac	9-9	296	32.9	27-63	.429	17-41	.415	20-25	.800	3	15	18	2.0	33	1	28	18	1	16	91	10.1
12	CHARLES, Zach	11-11	246	22.4	26-49	.531	1-1	1.000	31-44	.705	26	49	75	6.8	33	2	7	10	11	9	84	7.6
04	AVARE, Dillon	11-2	263	23.9	25-61	.410	23-58	.397	2-2	1.000	6	5	11	1.0	24	0	9	13	0	4	75	6.8
03	DISHMAN, DeAndre	11-0	147	13.4	22-29	.759	0-0	.000	13-24	.542	14	27	41	3.7	17	0	7	7	4	7	57	5.2
01	ADAMS, Marlon	11-2	182	16.5	23-47	.489	1-2	.500	10-23	.435	20	32	52	4.7	28	1	6	12	1	3	57	5.2
31	CHITTY, Parker	11-1	134	12.2	7-31	.226	4-25	.160	9-11	.818	1	12	13	1.2	22	0	15	8	1	5	27	2.5
21	ANDERSON, Lachlan	4-0	14	3.5	2-6	.333	1-5	.200	0-0	.000	2	2	4	1.0	3	0	1	0	1	0	5	1.3
15	HUMPHREY, Kirkland	3-0	6	2.0	1-4	.250	0-2	.000	0-0	.000	1	0	1	0.3	0	0	0	0	0	1	2	0.7
14	PARKE, Daniel	3-0	7	2.3	0-1	.000	0-0	.000	1-2	.500	1	0	1	0.3	2	0	0	0	0	1	1	0.3
25	BISHOP, Oliver	1-0	1	1.0	0-0	.000	0-0	.000	0-0	.000	0	0	0	0.0	0	0	0	0	0	0	0	0.0
Team											13	14	27		1		5					
Total.....		11	2275		285-665	.429	102-297	.343	210-278	.755	120	273	393	35.7	249	6	163	161	28	76	882	80.2
Opponents.....		11	2275		291-640	.455	91-255	.357	201-294	.684	114	289	403	36.6	238	-	154	164	37	90	874	79.5

TEAM STATISTICS	EKU	OPP	Date	Opponent	Score	Att.
SCORING	882	874	11/11/16	IUPUI	W 97-87	2300
Points per game	80.2	79.5	11/14/16	UNC WILMINGTON	Lot 69-78	1850
Scoring margin	+0.7	-	& 11/17/16	at Auburn	L 64-85	6987
FIELD GOALS-ATT	285-665	291-640	11/19/16	at Texas Tech	L 71-90	5898
Field goal pct	.429	.455	11/22/16	vs Idaho State	Wot 91-82	1610
3 POINT FG-ATT	102-297	91-255	11/23/16	vs Georgia State	L 65-82	1610
3-point FG pct	.343	.357	11/26/16	BEREA COLLEGE	W 92-64	1300
3-pt FG made per game	9.3	8.3	11/30/16	WESTERN KENTUCKY	W 78-59	5400
FREE THROWS-ATT	210-278	201-294	12/03/16	MARSHALL	W 89-80	2100
Free throw pct	.755	.684	12/07/16	at Jacksonville University	W 80-76	1152
F-Throws made per game	19.1	18.3	12/10/16	at Ball State	Lot 86-91	2623
REBOUNDS	393	403	* - Conference game			
Rebounds per game	35.7	36.6				
Rebounding margin	-0.9	-				
ASSISTS	163	154				
Assists per game	14.8	14.0				
TURNOVERS	161	164				
Turnovers per game	14.6	14.9				
Turnover margin	+0.3	-				
Assist/turnover ratio	1.0	0.9				
STEALS	76	90				
Steals per game	6.9	8.2				
BLOCKS	28	37				
Blocks per game	2.5	3.4				
ATTENDANCE	12950	19880				
Home games-Avg/Game	5-2590	4-4165				
Neutral site-Avg/Game	-	2-1610				

Score by Periods	1st	2nd	OT	Totals
Eastern Kentucky	405	443	34	882
Opponents	392	443	39	874

Eastern Kentucky University
Eastern Kentucky Team Game-by-Game (as of Dec 11, 2016)
All games

TEAM STATISTICS

Opponent	Date	Score		Total		3-Pointers		Free throws		Rebounds				pf	a	t/o	blk	stl	pts	avg
				fg-fga	pct	3fg-fga	pct	ft-fa	pct	off	def	tot	avg							
IUPUI	11/11/16	97-87	W	21-52	.404	10-25	.400	45-56	.804	10	27	37	37.0	28	11	13	3	3	97	97.0
UNC WILMINGTON	11/14/16	69-78	Lot	20-53	.377	5-15	.333	24-31	.774	9	28	37	37.0	14	11	15	1	2	69	83.0
at Auburn	11/17/16	64-85	L	22-67	.328	8-33	.242	12-16	.750	12	19	31	35.0	25	9	14	1	6	64	76.7
at Texas Tech	11/19/16	71-90	L	21-57	.368	12-25	.480	17-19	.895	7	16	23	32.0	21	9	10	2	4	71	75.2
vs Idaho State	11/22/16	91-82	Wot	29-67	.433	12-35	.343	21-25	.840	14	23	37	33.0	22	21	21	4	17	91	78.4
vs Georgia State	11/23/16	65-82	L	21-63	.333	6-31	.194	17-21	.810	19	17	36	33.5	19	13	18	2	6	65	76.2
BEREA COLLEGE	11/26/16	92-64	W	34-73	.466	9-30	.300	15-26	.577	20	33	53	36.3	27	23	13	4	11	92	78.4
WESTERN KENTUCKY	11/30/16	78-59	W	29-57	.509	13-29	.448	7-10	.700	7	23	30	35.5	19	13	9	2	5	78	78.4
MARSHALL	12/03/16	89-80	W	28-55	.509	11-28	.393	22-33	.667	8	34	42	36.2	27	22	21	3	5	89	79.6
at Jacksonville University	12/07/16	80-76	W	27-49	.551	5-13	.385	21-27	.778	6	25	31	35.7	21	10	12	3	7	80	79.6
at Ball State	12/10/16	86-91	Lot	33-72	.458	11-33	.333	9-14	.643	8	28	36	35.7	26	21	15	3	10	86	80.2
Eastern Kentucky		882		285-665	.429	102-297	.343	210-278	.755	120	273	393	35.7	249	163	161	28	76	882	80.2
Opponents		874		291-640	.455	91-255	.357	201-294	.684	114	289	403	36.6	238	154	164	37	90	874	79.5

Games played: 11

Points/game: 80.2

FG Pct: 42.9

3FG Pct: 34.3

FT Pct: 75.5

Rebounds/game: 35.7

Assists/game: 14.8

Turnovers/game: 14.6

Assist/turnover ratio: 1.0

Steals/game: 6.9

Blocks/game: 2.5

Eastern Kentucky University
Eastern Kentucky Team High/Low Analysis (as of Dec 11, 2016)
All games

Eastern Kentucky - TEAM GAME HIGHS

POINTS	97	IUPUI (11/11/16)
	92	BEREA COLLEGE (11/26/16)
	91	vs Idaho State (11/22/16)
	89	MARSHALL (12/03/16)
	86	at Ball State (12/10/16)
FIELD GOALS MADE	34	BEREA COLLEGE (11/26/16)
	33	at Ball State (12/10/16)
FIELD GOAL ATTEMPTS	73	BEREA COLLEGE (11/26/16)
	72	at Ball State (12/10/16)
FIELD GOAL PERCENTAGE	.551 (27-49)	at Jacksonville University (12/07/16)
	.509 (28-55)	MARSHALL (12/03/16)
3 PT FIELD GOALS MADE	13	WESTERN KENTUCKY (11/30/16)
	12	vs Idaho State (11/22/16)
	12	at Texas Tech (11/19/16)
3 PT FG ATTEMPTS	35	vs Idaho State (11/22/16)
	33	at Ball State (12/10/16)
	33	at Auburn (11/17/16)
3 PT FG PERCENTAGE	.480 (12-25)	at Texas Tech (11/19/16)
	.448 (13-29)	WESTERN KENTUCKY (11/30/16)
FREE THROWS MADE	45	IUPUI (11/11/16)
	24	UNC WILMINGTON (11/14/16)
FREE THROW ATTEMPTS	56	IUPUI (11/11/16)
	33	MARSHALL (12/03/16)
FREE THROW PERCENTAGE	.895 (17-19)	at Texas Tech (11/19/16)
	.840 (21-25)	vs Idaho State (11/22/16)
REBOUNDS	53	BEREA COLLEGE (11/26/16)
	42	MARSHALL (12/03/16)
ASSISTS	23	BEREA COLLEGE (11/26/16)
	22	MARSHALL (12/03/16)
STEALS	17	vs Idaho State (11/22/16)
	11	BEREA COLLEGE (11/26/16)
BLOCKED SHOTS	4	BEREA COLLEGE (11/26/16)
	4	vs Idaho State (11/22/16)
TURNOVERS	21	MARSHALL (12/03/16)
	21	vs Idaho State (11/22/16)
FOULS	28	IUPUI (11/11/16)
	27	MARSHALL (12/03/16)
	27	BEREA COLLEGE (11/26/16)

Eastern Kentucky University
Eastern Kentucky Player High/Low Analysis (as of Dec 11, 2016)
All games

Eastern Kentucky - INDIVIDUAL GAME HIGHS

Points	30		MAYO, Nick vs Marshall (12/03/16)
	24		GIST, Asante at Jacksonville University (12/07/16)
	24		MAYO, Nick vs IUPUI (11/11/16)
	21		MAYO, Nick vs Georgia State (11/23/16)
	21		MAYO, Nick vs Idaho State (11/22/16)
	21		GIST, Asante at Texas Tech (11/19/16)
	21		GIST, Asante vs IUPUI (11/11/16)
Field Goals Made	11		MAYO, Nick vs Marshall (12/03/16)
	8		GIST, Asante at Jacksonville University (12/07/16)
	8		MAYO, Nick vs Idaho State (11/22/16)
Field Goal Att.	18		BABB-HARRISON, Jaylen vs Idaho State (11/22/16)
	17		MAYO, Nick vs UNC Wilmington (11/14/16)
FG Pct (min 5 made)	1.000	(5-5)	DISHMAN, DeAndre at Ball State (12/10/16)
	1.000	(5-5)	MCGLONE, Isaac vs Western Kentucky (11/30/16)
3-Point FG Made	5		AVARE, Dillon at Ball State (12/10/16)
	5		GIST, Asante at Ball State (12/10/16)
	5		GIST, Asante at Texas Tech (11/19/16)
3-Point FG Att.	12		BABB-HARRISON, Jaylen vs Idaho State (11/22/16)
	11		GIST, Asante at Ball State (12/10/16)
3-Pt FG Pct (min 2 made)	1.000	(4-4)	MCGLONE, Isaac vs Western Kentucky (11/30/16)
	1.000	(3-3)	MCGLONE, Isaac vs UNC Wilmington (11/14/16)
	1.000	(2-2)	MAYO, Nick vs Idaho State (11/22/16)
Free Throws Made	16		GIST, Asante vs IUPUI (11/11/16)
	12		MAYO, Nick vs IUPUI (11/11/16)
Free Throw Att.	22		GIST, Asante vs IUPUI (11/11/16)
	12		MAYO, Nick vs IUPUI (11/11/16)
FT Pct (min 3 made)	1.000	(12-12)	MAYO, Nick vs IUPUI (11/11/16)
	1.000	(6-6)	GIST, Asante vs Georgia State (11/23/16)
	1.000	(6-6)	MAYO, Nick vs UNC Wilmington (11/14/16)
	1.000	(5-5)	BABB-HARRISON, Jaylen vs Marshall (12/03/16)
	1.000	(4-4)	BABB-HARRISON, Jaylen vs Idaho State (11/22/16)
	1.000	(4-4)	BABB-HARRISON, Jaylen vs UNC Wilmington (11/14/16)
	1.000	(4-4)	BABB-HARRISON, Jaylen vs IUPUI (11/11/16)
	1.000	(3-3)	CHARLES, Zach at Ball State (12/10/16)
	1.000	(3-3)	MAYO, Nick at Jacksonville University (12/07/16)
	1.000	(3-3)	MCGLONE, Isaac vs Idaho State (11/22/16)
	1.000	(3-3)	CHITTY, Parker at Texas Tech (11/19/16)
Rebounds	14		CHARLES, Zach vs UNC Wilmington (11/14/16)
	12		CHARLES, Zach at Jacksonville University (12/07/16)
Assists	9		MCGLONE, Isaac at Ball State (12/10/16)
	7		BABB-HARRISON, Jaylen vs Idaho State (11/22/16)
Steals	5		MCGLONE, Isaac vs Idaho State (11/22/16)
	3		MCGLONE, Isaac at Ball State (12/10/16)
	3		MCGLONE, Isaac at Jacksonville University (12/07/16)
	3		CHARLES, Zach vs Marshall (12/03/16)
	3		BABB-HARRISON, Jaylen vs Western Kentucky (11/30/16)
	3		CHITTY, Parker vs Berea College (11/26/16)
	3		MAYO, Nick vs Berea College (11/26/16)
	3		CHARLES, Zach vs Idaho State (11/22/16)
	3		BABB-HARRISON, Jaylen vs Idaho State (11/22/16)
Blocked Shots	2		MAYO, Nick vs Western Kentucky (11/30/16)
	2		CHARLES, Zach vs Georgia State (11/23/16)
	2		CHARLES, Zach vs Idaho State (11/22/16)



0

DUJUANTA WEAVER

Guard • 5-10 • 170 • Sophomore

Louisville, Ky. • Doss HS

The Weaver File*Courier Journal 6th Region Player of the Year in 2014-15***Season and EKU Career Highs**


Season	Min	Career
16, two times	16, two times	
3, vs. FAU, 12/15/15	FG	3, vs. FAU, 12/15/15
4, four times	FGA	4, four times
1, five times	3FG	1, five times
3, vs. West Virginia, 12/21/15	3FGA	3, vs. West Virginia, 12/21/15
1, vs. Thomas More, 11/25/15	FT	1, vs. Thomas More, 11/25/15
2, vs. Thomas More, 11/25/15	FTA	2, vs. Thomas More, 11/25/15
2, vs. Thomas More, 11/25/15	OReb	2, vs. Thomas More, 11/25/15
2, six times	DReb	2, six times
4, vs. Thomas More, 11/25/15	Reb	4, vs. Thomas More, 11/25/15
9, vs. Thomas More, 11/25/15	Asst	9, vs. Thomas More, 11/25/15
	Blocks	
2, vs. South Carolina State, 11/13/15	Steals	2, vs. South Carolina State, 11/13/15
7, vs. FAU, 12/15/15	Points	7, vs. FAU, 12/15/15

Game-by-Game Statistics

Opponent	GS	Min	FG-A	Pct.	3FG-A	Pct.	FT-A	Pct.	Off	Def	Tot	PF	A	TO	Blk	S	Pts
IUPUI	--	--	--	--	--	--	--	--	--	--	--	--	--	--	--	--	--
UNCW	--	--	--	--	--	--	--	--	--	--	--	--	--	--	--	--	--
Auburn	--	--	--	--	--	--	--	--	--	--	--	--	--	--	--	--	--
Texas Tech	--	--	--	--	--	--	--	--	--	--	--	--	--	--	--	--	--
Idaho State	--	--	--	--	--	--	--	--	--	--	--	--	--	--	--	--	--
TBA	--	--	--	--	--	--	--	--	--	--	--	--	--	--	--	--	--
BEREA	--	--	--	--	--	--	--	--	--	--	--	--	--	--	--	--	--
WESTERN KENTUCKY	--	--	--	--	--	--	--	--	--	--	--	--	--	--	--	--	--
MARSHALL	--	--	--	--	--	--	--	--	--	--	--	--	--	--	--	--	--
at Jacksonville	--	--	--	--	--	--	--	--	--	--	--	--	--	--	--	--	--
at Ball State	--	--	--	--	--	--	--	--	--	--	--	--	--	--	--	--	--
at Louisville	--	--	--	--	--	--	--	--	--	--	--	--	--	--	--	--	--
at Norfolk State	--	--	--	--	--	--	--	--	--	--	--	--	--	--	--	--	--
at Manhattan	--	--	--	--	--	--	--	--	--	--	--	--	--	--	--	--	--
UVA-WISE	--	--	--	--	--	--	--	--	--	--	--	--	--	--	--	--	--
at Southeast Missouri	--	--	--	--	--	--	--	--	--	--	--	--	--	--	--	--	--
SIUE	--	--	--	--	--	--	--	--	--	--	--	--	--	--	--	--	--
EASTERN ILLINOIS	--	--	--	--	--	--	--	--	--	--	--	--	--	--	--	--	--
TENNESSEE STATE	--	--	--	--	--	--	--	--	--	--	--	--	--	--	--	--	--
BELMONT	--	--	--	--	--	--	--	--	--	--	--	--	--	--	--	--	--
at Murray State	--	--	--	--	--	--	--	--	--	--	--	--	--	--	--	--	--
at Morehead State	--	--	--	--	--	--	--	--	--	--	--	--	--	--	--	--	--
at Jacksonville State	--	--	--	--	--	--	--	--	--	--	--	--	--	--	--	--	--
at Tennessee Tech	--	--	--	--	--	--	--	--	--	--	--	--	--	--	--	--	--
AUSTIN PEAY	--	--	--	--	--	--	--	--	--	--	--	--	--	--	--	--	--
at UT-Martin	--	--	--	--	--	--	--	--	--	--	--	--	--	--	--	--	--
MOREHEAD STATE	--	--	--	--	--	--	--	--	--	--	--	--	--	--	--	--	--
at Belmont	--	--	--	--	--	--	--	--	--	--	--	--	--	--	--	--	--
at Tennessee State	--	--	--	--	--	--	--	--	--	--	--	--	--	--	--	--	--
JACKSONVILLE STATE	--	--	--	--	--	--	--	--	--	--	--	--	--	--	--	--	--
TENNESSEE TECH	--	--	--	--	--	--	--	--	--	--	--	--	--	--	--	--	--

Dujuanta Weaver's Career Stats

Year	GP-GS	Min/Avg	FG-FGA	Pct	3FG-3FGA	Pct	FT-FTA	Pct	OR-DR	Reb/Avg	PF-FO	Ast	TO	Blk	Stl	Pts/Avg
2015-16	16-0	165/10.3	14-33	.424	5-16	.313	1-2	.500	5-16	21/1.3	16-0	28	10	0	10	34/2.1
TOTAL	16-0	165/10.3	14-33	.424	5-16	.313	1-2	.500	5-16	21/1.3	16-0	28	10	0	10	34/2.1



1

MARLON ADAMS

Forward • 6-6 • 215 • Freshman
Middletown, N.Y. • Believe Prep Academy

The Adams File

Season and ECU Career Highs

Season	Min	Career
26, vs. Berea, 11/26/16	FG	26, vs. Berea, 11/26/16
5, vs. Ball State, 12/10/16	FGA	5, vs. Ball State, 12/10/16
10, vs. Berea, 11/26/16	3FG	10, vs. Berea, 11/26/16
1, vs. Berea, 11/26/16	3FGA	1, vs. Berea, 11/26/16
2, vs. Berea, 11/26/16	FT	2, vs. Berea, 11/26/16
3, vs. UNCW, 11/14/16	FTA	3, vs. UNCW, 11/14/16
7, vs. UNCW, 11/14/16	OREB	7, vs. UNCW, 11/14/16
7, vs. Georgia State, 11/23/16	DREB	7, vs. Georgia State, 11/23/16
5, four times	REB	5, four times
10, vs. Berea, 11/26/16	ASST	10, vs. Berea, 11/26/16
2, vs. WKU, 11/30/16	BLOCKS	2, vs. WKU, 11/30/16
1, three times	STEALS	1, three times
11, two times	POINTS	11, two times

Game-by-Game Statistics

Opponent	GS	Min	FG-A	Pct.	3FG-A	Pct.	FT-A	Pct.	Off	Def	Tot	PF	A	TO	Blk	S	Pts
IUPUI	15	1-3	.333	0-0	.000	0-0	.000	0	5	5	3	0	1	0	0	2	
UNCW	9	2-2	1.000	0-0	.000	3-7	.429	1	2	3	1	0	0	0	0	7	
Auburn	16	1-5	.200	0-0	.000	1-2	.500	2	2	4	4	0	0	0	1	3	
Texas Tech	13	0-3	.000	0-0	.000	0-0	.000	1	0	1	2	1	1	0	0	0	
Idaho State	18	3-4	.750	0-0	.000	1-2	.500	2	3	5	2	0	3	1	0	7	
Georgia State	11	1-3	.333	0-0	.000	0-0	.000	7	1	8	3	1	2	0	0	2	
BEREA	26	4-10	.400	1-2	.500	2-4	.500	5	5	10	2	1	2	0	0	11	
WESTERN KENTUCKY	21	3-3	1.000	0-0	.000	0-0	.000	0	5	5	4	2	1	0	0	6	
MARSHALL	10	1-4	.250	0-0	.000	0-0	.000	1	2	3	1	1	0	0	0	2	
at Jacksonville	* 23	2-3	.667	0-0	.000	2-5	.400	1	2	3	1	0	2	0	1	6	
at Ball State	* 20	5-7	.714	0-0	.000	1-3	.333	0	5	5	5	0	0	0	1	11	
at Louisville	--	--	--	--	--	--	--	--	--	--	--	--	--	--	--	--	
at Norfolk State	--	--	--	--	--	--	--	--	--	--	--	--	--	--	--	--	
at Manhattan	--	--	--	--	--	--	--	--	--	--	--	--	--	--	--	--	
UVA-WISE	--	--	--	--	--	--	--	--	--	--	--	--	--	--	--	--	
at Southeast Missouri	--	--	--	--	--	--	--	--	--	--	--	--	--	--	--	--	
SIUE	--	--	--	--	--	--	--	--	--	--	--	--	--	--	--	--	
EASTERN ILLINOIS	--	--	--	--	--	--	--	--	--	--	--	--	--	--	--	--	
TENNESSEE STATE	--	--	--	--	--	--	--	--	--	--	--	--	--	--	--	--	
BELMONT	--	--	--	--	--	--	--	--	--	--	--	--	--	--	--	--	
at Murray State	--	--	--	--	--	--	--	--	--	--	--	--	--	--	--	--	
at Morehead State	--	--	--	--	--	--	--	--	--	--	--	--	--	--	--	--	
at Jacksonville State	--	--	--	--	--	--	--	--	--	--	--	--	--	--	--	--	
at Tennessee Tech	--	--	--	--	--	--	--	--	--	--	--	--	--	--	--	--	
AUSTIN PEAY	--	--	--	--	--	--	--	--	--	--	--	--	--	--	--	--	
at UT-Martin	--	--	--	--	--	--	--	--	--	--	--	--	--	--	--	--	
MOREHEAD STATE	--	--	--	--	--	--	--	--	--	--	--	--	--	--	--	--	
at Belmont	--	--	--	--	--	--	--	--	--	--	--	--	--	--	--	--	
at Tennessee State	--	--	--	--	--	--	--	--	--	--	--	--	--	--	--	--	
JACKSONVILLE STATE	--	--	--	--	--	--	--	--	--	--	--	--	--	--	--	--	
TENNESSEE TECH	--	--	--	--	--	--	--	--	--	--	--	--	--	--	--	--	

THREE COLONELS SCORE CAREER-HIGH AT BALL STATE

Three Colonels reached career-highs in points in ECU's 91-86 overtime loss at Ball State on Dec. 10. Junior Dillon Avare knocked down five three-pointers for a career-high 15 points. Freshman DeAndre Dishman finished with a career-high 12 points. And freshman Marlon Adams matched a career-high with 11 points.

ADAMS BREAKS INTO STARTING LINEUP

Freshman Marlon Adams made his first career start in Jacksonville. He finished with six points, three rebounds and a steal.

MARLON GETS A DOUBLE-DOUBLE

Freshman Marlon Adams recorded his first-career double-double in the win over Berea on Nov. 26, scoring 11 points and grabbing 10 boards. Adams has recorded 12 offensive rebounds in the Colonels' last two games.

Marlon Adams' Career Stats

Year	GP-GS	Min/Avg	FG-FGA	Pct	3FG-3FGA	Pct	FT-FTA	Pct	OR-DR	Reb/Avg	PF-FO	Ast	TO	Blk	Stl	Pts/Avg
2016-17	11-2	182/16.5	23-47	.489	1-2	.500	10-23	.435	20-32	52/4.7	28-1	6	12	1	3	57/5.2
TOTAL	11-2	182/16.5	23-47	.489	1-2	.500	10-23	.435	20-32	52/4.7	28-1	6	12	1	3	57/5.2



2

ASANTE GIST

Guard • 5-11 • 185 • Freshman

East Orange, N.J. • St. Anthony HS

The Gist File

Season and ECU Career Highs

Season	Career
37, vs. UNCW, 11/14/16	37, vs. UNCW, 11/14/16
8, vs. Jacksonville, 12/07/16	8, vs. Jacksonville, 12/07/16
16, two times	16, two times
5, two times	5, two times
11, vs. Ball State, 12/10/16	11, vs. Ball State, 12/10/16
16, vs. IUPUI, 11/11/16	16, vs. IUPUI, 11/11/16
22, vs. IUPUI, 11/11/16	22, vs. IUPUI, 11/11/16
2, vs. Auburn, 11/17/16	2, vs. Auburn, 11/17/16
6, vs. IUPUI, 11/11/16	6, vs. IUPUI, 11/11/16
7, vs. IUPUI, 11/11/16	7, vs. IUPUI, 11/11/16
6, vs. Jacksonville, 12/07/16	6, vs. Jacksonville, 12/07/16
2, two times	2, two times
24, vs. Jacksonville, 12/07/16	24, vs. Jacksonville, 12/07/16

Game-by-Game Statistics

Opponent	GS	Min	FG-A	Pct.	3FG-A	Pct.	FT-A	Pct.	Off	Def	Tot	PF	A	TO	Blk	S	Pts
IUPUI	*	30	2-8	.250	1-5	.200	16-22	.727	1	6	7	4	5	3	0	0	21
UNCW	*	37	4-16	.250	2-5	.400	5-7	.714	0	1	1	3	2	5	0	1	15
Auburn	*	27	1-8	.125	0-4	.000	1-2	.500	2	2	4	3	4	4	0	0	3
Texas Tech	*	31	6-15	.400	5-7	.714	4-5	.800	1	1	2	3	3	1	0	1	21
Idaho State	*	21	1-9	.111	1-8	.125	2-2	1.000	0	1	1	4	3	4	0	1	5
Georgia State	*	33	4-13	.308	2-7	.286	6-6	1.000	0	1	1	4	5	6	0	2	16
BEREA	*	21	1-5	.200	0-2	.000	0-0	.000	0	3	3	3	4	1	0	1	2
WESTERN KENTUCKY	*	23	7-12	.583	3-6	.500	2-2	1.000	1	3	4	2	2	1	0	0	19
MARSHALL	*	30	4-10	.400	2-7	.286	3-5	.600	1	5	6	5	5	7	0	0	13
at Jacksonville	*	33	8-16	.500	2-6	.333	6-8	.750	1	1	2	4	6	4	0	1	24
at Ball State	*	31	7-14	.500	5-11	.455	0-0	.000	1	3	4	5	4	7	0	2	19
at Louisville	--	--	--	--	--	--	--	--	--	--	--	--	--	--	--	--	--
at Norfolk State	--	--	--	--	--	--	--	--	--	--	--	--	--	--	--	--	--
at Manhattan	--	--	--	--	--	--	--	--	--	--	--	--	--	--	--	--	--
UVA-WISE	--	--	--	--	--	--	--	--	--	--	--	--	--	--	--	--	--
at Southeast Missouri	--	--	--	--	--	--	--	--	--	--	--	--	--	--	--	--	--
SIUE	--	--	--	--	--	--	--	--	--	--	--	--	--	--	--	--	--
EASTERN ILLINOIS	--	--	--	--	--	--	--	--	--	--	--	--	--	--	--	--	--
TENNESSEE STATE	--	--	--	--	--	--	--	--	--	--	--	--	--	--	--	--	--
BELMONT	--	--	--	--	--	--	--	--	--	--	--	--	--	--	--	--	--
at Murray State	--	--	--	--	--	--	--	--	--	--	--	--	--	--	--	--	--
at Morehead State	--	--	--	--	--	--	--	--	--	--	--	--	--	--	--	--	--
at Jacksonville State	--	--	--	--	--	--	--	--	--	--	--	--	--	--	--	--	--
at Tennessee Tech	--	--	--	--	--	--	--	--	--	--	--	--	--	--	--	--	--
AUSTIN PEAY	--	--	--	--	--	--	--	--	--	--	--	--	--	--	--	--	--
at UT-Martin	--	--	--	--	--	--	--	--	--	--	--	--	--	--	--	--	--
MOREHEAD STATE	--	--	--	--	--	--	--	--	--	--	--	--	--	--	--	--	--
at Belmont	--	--	--	--	--	--	--	--	--	--	--	--	--	--	--	--	--
at Tennessee State	--	--	--	--	--	--	--	--	--	--	--	--	--	--	--	--	--
JACKSONVILLE STATE	--	--	--	--	--	--	--	--	--	--	--	--	--	--	--	--	--
TENNESSEE TECH	--	--	--	--	--	--	--	--	--	--	--	--	--	--	--	--	--

HIGH SCORING UNDERCLASSMAN DUO

As of Dec. 11, freshman guard Asante Gist and sophomore forward Nick Mayo had scored the third-most points of any underclassmen (Fr. / So.) duo in the country (370).

GIST VOTED OVC PLAYER OF THE WEEK

Freshman guard Asante Gist was voted OVC Player of the Week on Monday. He is the first freshman to be named OVC Player of the Week since Jan. 19, 2015. Gist averaged 21.5 ppg, 5.0 apg and 3.0 rpg last week. As of Dec. 10, Gist ranked 11th out of all freshmen in the country in total points (158).

GIST STEPS UP AT JACKSONVILLE

Freshman Asante Gist paced ECU in Jacksonville on Dec. 7, scoring a career-high 24 points and dishing out a career-high six assists. The newcomer from New Jersey ranks 13th in the OVC in scoring at 13.9 ppg. He leads all freshmen in the league in scoring, assists (3.9 apg), assists/turnover ratio (1.0) and minutes played (28.6 mpg).

GIST NAMED FRESHMAN OF THE WEEK ... AGAIN

Freshman Asante Gist was voted OVC Freshman of the Week on Dec. 5. The native of East Orange, New Jersey averaged 16.0 points, 5.0 rebounds and 3.5 assists-per-game in the two ECU victories last week. It is Gist's second OVC Freshman of the Week honor this season.

HOW ASANTE GOT HIS GROOVE BACK

After a rough game against Berea, freshman guard Asante Gist ignited late in the game against WKU on Nov. 30. He finished with a game-high 19 points - 17 of which came in the second half - to lead Eastern to a 78-59 win over the Hilltoppers.

GIST BOUNCES BACK AT TEXAS TECH

After scoring a season-low three points at Auburn on Nov. 17, freshman guard Asante Gist bounced back in big way two days later at Texas Tech, scoring a game high-21 points and dishing out three assists. He committed only one turnover.

GIST OVC FRESHMAN OF THE WEEK


Freshman guard Asante Gist was voted OVC Freshman of the Week on Monday after scoring 21 points, grabbing seven rebounds and dishing out five assists in the Colonels' season opener vs. IUPUI on Nov. 11.

MEMORABLE COLONEL DEBUT

Freshman guard Asante Gist scored 21 points, grabbed seven boards and dished out five assists in his Colonel debut on Nov. 11 vs. IUPUI. Sixteen of his 21 points came from the charity stripe. Gist's 16 free throws were the most by a Colonel since Jarelle Reischel sank 17 in a win at Savannah State on December 5, 2015.

Asante Gist's Career Stats

Year	GP-GS	Min/Avg	FG-FGA	Pct	3FG-3FGA	Pct	FT-FTA	Pct	OR-DR	Reb/Avg	PF-FO	Ast	TO	Blk	Stl	Pts/Avg
2016-17	11-10	317/28.8	45-126	.357	23-68	.338	45-59	.763	8-27	35/3.2	40-2	43	43	0	9	158/14.4
TOTAL	11-10	317/28.8	45-126	.357	23-68	.338	45-59	.763	8-27	35/3.2	40-2	43	43	0	9	158/14.4



3

DEANDRE DISHMAN

Forward • 6-6 • 215 • Freshman

Lexington, Ky. • Bryan Station HS

The Dishman File

Season and EKU Career Highs

<u>Season</u>		<u>Career</u>
28, vs. Auburn, 11/17/16	Min	28, vs. Auburn, 11/17/16
5, vs. Ball State, 12/10/16	FG	5, vs. Ball State, 12/10/16
7, vs. Auburn, 11/17/16	FGA	7, vs. Auburn, 11/17/16
	3FG	
	3FGA	
3, vs. WKU, 11/30/16	FT	3, vs. WKU, 11/30/16
5, two times	FTA	5, two times
4, vs. IUPUI, 11/11/16	OReb	4, vs. IUPUI, 11/11/16
6, vs. Berea, 11/26/16	DReb	6, vs. Berea, 11/26/16
8, vs. Berea, 11/26/16	Reb	8, vs. Berea, 11/26/16
2, two times	Asst	2, two times
1, four times	Blocks	1, four times
1, seven times	Steals	1, seven times
12, vs. Ball State, 12/10/16	Points	12, vs. Ball State, 12/10/16

Game-by-Game Statistics

[illegible]

THREE COLONELS SCORE CAREER-HIGH AT BALL STATE

Three Colonels reached career-highs in points in EKU's 91-86 overtime loss at Ball State on Dec. 10. Junior Dillon Avare knocked down five three-pointers for a career-high 15 points. Freshman DeAndre Dishman finished with a career-high 12 points. And freshman Marlon Adams matched a career-high with 11 points.

DeAndre Dishman's Career Stats

Year	GP-GS	Min/Avg	FG-FGA	Pct	3FG-3FGA	Pct	FT-FTA	Pct	OR-DR	Reb/Avg	PF-FO	Ast	TO	Blk	Stl	Pts/Avg
2016-17	11-0	147/13.4	22-29	.759	0-0	.000	13-24	.542	14-27	41/3.7	17-0	7	7	4	7	57/5.2
TOTAL	11-0	147/13.4	22-29	.759	0-0	.000	13-24	.542	14-27	41/3.7	17-0	7	7	4	7	57/5.2



4

DILLON AVARE**Guard • 6-0 • 160 • r-Junior****Lexington, Ky. • Univ. of Louisville****The Avare File****Season and ECU Career Highs**

Season	Career
32, vs. Texas Tech, 11/19/16	32, vs. Texas Tech, 11/19/16
5, vs. Ball State, 12/10/16	5, vs. Ball State, 12/10/16
9, three times	9, three times
4, vs. Idaho State, 11/22/16	4, vs. Idaho State, 11/22/16
8, two times	8, two times
2, vs. IUPUI, 11/11/16	2, vs. IUPUI, 11/11/16
2, vs. IUPUI, 11/11/16	2, vs. IUPUI, 11/11/16
2, two times	2, two times
2, vs. Berea, 11/26/16	2, vs. Berea, 11/26/16
4, vs. Berea, 11/26/16	4, vs. Berea, 11/26/16
2, two times	2, two times
2, vs. Idaho State, 11/22/16	2, vs. Idaho State, 11/22/16
15, vs. Ball State, 12/10/16	15, vs. Ball State, 12/10/16

Game-by-Game Statistics

Opponent	GS	Min	FG-A	Pct.	3FG-A	Pct.	FT-A	Pct.	Off	Def	Tot	PF	A	TO	Blk	S	Pts
IUPUI	18	3-5	.600	3-5	.600	2-2	1.000	0	0	0	2	0	0	0	0	0	11
UNCW	14	0-1	.000	0-1	.000	0-0	.000	0	0	0	0	0	1	1	0	0	0
Auburn	31	4-9	.444	3-8	.375	0-0	.000	2	0	2	2	0	1	0	0	0	11
Texas Tech	* 32	1-5	.200	1-5	.200	0-0	.000	0	0	0	4	1	1	0	1	3	
Idaho State	31	4-7	.571	4-7	.571	0-0	.000	1	1	2	4	2	4	0	2	12	
Georgia State	22	1-5	.200	1-5	.200	0-0	.000	0	1	1	0	0	2	0	0	3	
BEREA	* 30	4-9	.444	3-8	.375	0-0	.000	2	2	4	2	2	2	0	0	11	
WESTERN KENTUCKY	21	1-4	.250	1-4	.250	0-0	.000	0	0	0	1	1	0	0	0	3	
MARSHALL	21	2-5	.400	2-5	.400	0-0	.000	0	1	1	3	1	1	0	0	6	
at Jacksonville	13	0-1	.000	0-1	.000	0-0	.000	0	0	0	4	0	0	0	0	0	
at Ball State	30	5-10	.500	5-9	.556	0-0	.000	1	0	1	2	1	1	0	1	15	
at Louisville	--	--	--	--	--	--	--	--	--	--	--	--	--	--	--	--	--
at Norfolk State	--	--	--	--	--	--	--	--	--	--	--	--	--	--	--	--	--
at Manhattan	--	--	--	--	--	--	--	--	--	--	--	--	--	--	--	--	--
UVA-WISE	--	--	--	--	--	--	--	--	--	--	--	--	--	--	--	--	--
at Southeast Missouri	--	--	--	--	--	--	--	--	--	--	--	--	--	--	--	--	--
SIUE	--	--	--	--	--	--	--	--	--	--	--	--	--	--	--	--	--
EASTERN ILLINOIS	--	--	--	--	--	--	--	--	--	--	--	--	--	--	--	--	--
TENNESSEE STATE	--	--	--	--	--	--	--	--	--	--	--	--	--	--	--	--	--
BELMONT	--	--	--	--	--	--	--	--	--	--	--	--	--	--	--	--	--
at Murray State	--	--	--	--	--	--	--	--	--	--	--	--	--	--	--	--	--
at Morehead State	--	--	--	--	--	--	--	--	--	--	--	--	--	--	--	--	--
at Jacksonville State	--	--	--	--	--	--	--	--	--	--	--	--	--	--	--	--	--
at Tennessee Tech	--	--	--	--	--	--	--	--	--	--	--	--	--	--	--	--	--
AUSTIN PEAY	--	--	--	--	--	--	--	--	--	--	--	--	--	--	--	--	--
at UT-Martin	--	--	--	--	--	--	--	--	--	--	--	--	--	--	--	--	--
MOREHEAD STATE	--	--	--	--	--	--	--	--	--	--	--	--	--	--	--	--	--
at Belmont	--	--	--	--	--	--	--	--	--	--	--	--	--	--	--	--	--
at Tennessee State	--	--	--	--	--	--	--	--	--	--	--	--	--	--	--	--	--
JACKSONVILLE STATE	--	--	--	--	--	--	--	--	--	--	--	--	--	--	--	--	--
TENNESSEE TECH	--	--	--	--	--	--	--	--	--	--	--	--	--	--	--	--	--

THREE COLONELS SCORE CAREER-HIGH AT BALL STATE

Three Colonels reached career-highs in points in ECU's 91-86 overtime loss at Ball State on Dec. 10. Junior Dillon Avare knocked down five three-pointers for a career-high 15 points. Freshman DeAndre Dishman finished with a career-high 12 points. And freshman Marlon Adams matched a career-high with 11 points.

AVARE MAKES FIRST CAREER START

With senior Isaac McGlone banged up, junior guard Dillon Avare made his first career start on Nov. 19 at Texas Tech. The transfer from Louisville played a career-high 32 minutes and scored three points.

AVARE PROVIDES SPARK AT AUBURN

Louisville transfer Dillon Avare provided a spark off the bench at Auburn. Avare played a career-high 31 minutes and scored 11 points, including three three-pointers. He also pulled down a career-high two offensive rebounds.

Dillon Avare's Career Stats

Year	GP-GS	Min/Avg	FG-FGA	Pct	3FG-3FGA	Pct	FT-FTA	Pct	OR-DR	Reb/Avg	PF-FO	Ast	TO	Blk	Stl	Pts/Avg
2014-15*	8-0	27/3.4	1-5	.200	0-4	.000	2-3	.667	1-3	4/0.5	3-0	1	1	0	0	4/0.5
2015-16*	7-0	19/2.7	2-6	.333	2-5	.400	0-0	.000	0-0	0/0.0	3-0	1	2	0	0	6/0.9
2016-17	11-2	263/23.9	25-61	.410	23-58	.397	2-2	1.000	6-5	11/1.0	24-0	9	13	0	4	75/6.8
TOTAL	26-0	309/11.9	28-72	.389	25-67	.373	4-5	.800	7-8	15/0.6	30-0	11	16	0	4	85/3.3

* - at University of Louisville



5

ISAAC MCGLONE

Guard • 6-2 • 175 • Senior

Lancaster, Ohio • Bloom-Carroll HS

The McGlone File

2013-14 Colonel Scholar

2014-15 Colonel Scholar

Season and Career Highs

Season	Career
41, vs. UNCW, 11/14/16	Min 41, vs. UNCW, 11/14/16
6, vs. Jacksonville, 12/07/16	FG 6, two times
11, vs. Ball State, 12/10/16	FGA 12, at Belmont, 2/19/15
4, vs. WKU, 11/30/16	3FG 4, four times
7, vs. Ball State, 12/10/16	3FGA 9, vs. UT Martin, 01/07/16
6, two times	FT 6, two times
7, two times	FTA 7, two times
1, three times	OReb 2, two times
4, vs. Marshall, 12/03/16	DReb 7, vs. Murray State, 01/27/16
4, vs. Marshall, 12/03/16	Reb 7, vs. Murray State, 01/27/16
9, vs. Ball State, 12/10/16	Asst 9, vs. Ball State, 12/10/16
1, vs. Ball State, 12/10/16	Blocks 1, five times
5, vs. Idaho State, 11/22/16	Steals 5, four times
20, vs. Jacksonville, 12/07/16	Points 20, vs. Jacksonville, 12/07/16

Game-by-Game Statistics

Opponent	GS	Min	FG-A	Pct.	3FG-A	Pct.	FT-A	Pct.	Off	Def	Tot	PF	A	TO	Blk	S	Pts
IUPUI	*	36	2-9	.222	1-4	.250	6-7	.857	0	3	3	3	2	2	0	2	11
UNCW	*	41	4-4	1.000	3-3	1.000	2-3	.667	0	2	2	4	1	1	0	1	13
Auburn	*	17	1-7	.143	1-6	.167	0-0	.000	1	1	2	5	2	2	0	0	3
Texas Tech		--	--	--	--	--	--	--	--	--	--	--	--	--	--	--	--
Idaho State	*	31	2-5	.400	2-3	.667	3-3	1.000	0	0	0	4	2	1	0	5	9
Georgia State	*	27	1-6	.167	1-6	.167	0-0	.000	1	0	1	4	3	1	0	1	3
BEREA		--	--	--	--	--	--	--	--	--	--	--	--	--	--	--	--
WESTERN KENTUCKY *	33	5-5	1.000	4-4	1.000	0-1	.000	0	0	0	0	2	2	2	0	0	14
MARSHALL	*	35	3-6	.500	2-4	.500	3-4	.750	0	4	4	3	5	2	0	1	11
at Jacksonville	*	36	6-10	.600	2-4	.500	6-7	.857	1	2	3	4	2	3	0	3	20
at Ball State	*	40	3-11	.273	1-7	.143	0-0	.000	0	3	3	4	9	4	1	3	7
at Louisville		--	--	--	--	--	--	--	--	--	--	--	--	--	--	--	--
at Norfolk State		--	--	--	--	--	--	--	--	--	--	--	--	--	--	--	--
at Manhattan		--	--	--	--	--	--	--	--	--	--	--	--	--	--	--	--
UVA-WISE		--	--	--	--	--	--	--	--	--	--	--	--	--	--	--	--
at Southeast Missouri		--	--	--	--	--	--	--	--	--	--	--	--	--	--	--	--
SIUE		--	--	--	--	--	--	--	--	--	--	--	--	--	--	--	--
EASTERN ILLINOIS		--	--	--	--	--	--	--	--	--	--	--	--	--	--	--	--
TENNESSEE STATE		--	--	--	--	--	--	--	--	--	--	--	--	--	--	--	--
BELMONT		--	--	--	--	--	--	--	--	--	--	--	--	--	--	--	--
at Murray State		--	--	--	--	--	--	--	--	--	--	--	--	--	--	--	--
at Morehead State		--	--	--	--	--	--	--	--	--	--	--	--	--	--	--	--
at Jacksonville State		--	--	--	--	--	--	--	--	--	--	--	--	--	--	--	--
at Tennessee Tech		--	--	--	--	--	--	--	--	--	--	--	--	--	--	--	--
AUSTIN PEAY		--	--	--	--	--	--	--	--	--	--	--	--	--	--	--	--
at UT-Martin		--	--	--	--	--	--	--	--	--	--	--	--	--	--	--	--
MOREHEAD STATE		--	--	--	--	--	--	--	--	--	--	--	--	--	--	--	--
at Belmont		--	--	--	--	--	--	--	--	--	--	--	--	--	--	--	--
at Tennessee State		--	--	--	--	--	--	--	--	--	--	--	--	--	--	--	--
JACKSONVILLE STATE		--	--	--	--	--	--	--	--	--	--	--	--	--	--	--	--
TENNESSEE TECH		--	--	--	--	--	--	--	--	--	--	--	--	--	--	--	--

MCGLONE GETS 20

Senior Isaac McGlone also had a career night at Jacksonville. McGlone pumped in a career-high 20 points. He also dished out two assists and notched a game-high three steals. McGlone ranks fifth in the OVC in three-point field goal percentage (47.1%).

ISAAC PERFECT FROM THE FIELD

Senior Isaac McGlone matched a career-high with 14 points against WKU on Nov. 30. He was a perfect 5-of-5 from the field and 4-of-4 from behind the arc.

MCGLONE'S TURNOVER(LESS) STREAK

Isaac McGlone committed only three turnovers in EKU's final 17 games of the 2015-16 season. He played a team-high 552 minutes during that span (32.5 mpg). He dished out 45 assists during the same span (15.0 assist/turnover ratio).

Isaac McGlone's Career Stats

Year	GP-GS	Min/Avg	FG-FGA	Pct	3FG-3FGA	Pct	FT-FTA	Pct	OR-DR	Reb/Avg	PF-FO	Asst	TO	Blk	Stl	Pts/Avg
2013-14	33-0	351/10.6	27-53	.509	18-40	.450	16-23	.696	2-17	19/0.6	34-0	18	8	0	21	88/2.7
2014-15	33-28	953/28.9	64-164	.390	42-123	.341	13-20	.650	7-67	74/2.2	71-1	86	36	2	56	183/5.5
2015-16	31-30	877/28.3	46-116	.397	39-96	.406	11-15	.733	5-49	54/1.7	75-3	57	10	3	39	142/4.6
2016-17	9-9	296/32.9	27-63	.429	17-41	.415	20-25	.800	3-15	18/2.0	33-1	28	18	1	16	91/10.1
TOTAL	106-67	2477/23.4	164-396	.414	116-300	.387	60-83	.723	17-148	165/1.6	213-5	189	72	6	132	504/4.8



10

NICK MAYO

F • 6-9 • 235 • Sophomore

Oakland, Me. • Messalonskee HS

The Mayo File

2015-16 OVC Freshman of the Year
2015-16 First Team All-OVC

Season and ECU Career Highs

Season	Career
42, vs. UNCW, 11/14/16	Min
11, vs. Marshall, 12/03/16	FG
17, vs. UNCW, 11/14/16	FGA
3, vs. Marshall, 12/03/16	3FG
6, vs. Auburn, 11/17/16	3FGA
12, vs. IUPUI, 11/11/16	FT
12, vs. IUPUI, 11/11/16	FTA
7, vs. Idaho State, 11/22/16	OReb
9, vs. Marshall, 12/03/16	DReb
10, two times	Reb
5, two times	Asst
2, vs. WKU, 11/30/16	Blocks
3, vs. Berea, 11/26/16	Steals
30, vs. Marshall, 12/03/16	Points

Game-by-Game Statistics

Opponent	GS	Min	FG-A	Pct.	3FG-A	Pct.	FT-A	Pct.	Off	Def	Tot	PF	A	TO	Blk	S	Pts
IUPUI	*	29	5-10	.500	2-4	.500	12-12	1.000	2	6	8	4	1	3	1	0	24
UNCW	*	42	7-17	.412	0-3	.000	6-6	1.000	1	6	7	2	2	3	1	0	20
Auburn	*	34	5-15	.333	2-6	.333	8-10	.800	1	3	4	2	0	2	0	0	20
Texas Tech	*	39	5-14	.357	1-2	.500	2-2	1.000	0	2	2	1	1	2	0	0	13
Idaho State	*	35	8-16	.500	2-2	1.000	3-4	.750	7	3	10	3	4	3	1	2	21
Georgia State	*	37	7-11	.636	1-2	.500	6-7	.857	5	1	6	4	2	4	0	0	21
BEREA	*	23	5-8	.625	1-2	.500	8-9	.889	1	8	9	1	5	1	0	3	19
WESTERN KENTUCKY	*	34	6-14	.429	2-5	.400	0-0	.000	1	2	3	3	5	2	2	1	14
MARSHALL	*	37	11-16	.688	3-4	.750	5-7	.714	1	9	10	3	4	5	1	0	30
at Jacksonville	*	37	5-11	.455	0-0	.000	3-3	1.000	0	5	5	2	0	0	1	0	13
at Ball State	*	40	7-14	.500	0-3	.000	3-4	.750	1	5	6	2	3	3	1	2	17
at Louisville	--	--	--	--	--	--	--	--	--	--	--	--	--	--	--	--	--
at Norfolk State	--	--	--	--	--	--	--	--	--	--	--	--	--	--	--	--	--
at Manhattan	--	--	--	--	--	--	--	--	--	--	--	--	--	--	--	--	--
UVA-WISE	--	--	--	--	--	--	--	--	--	--	--	--	--	--	--	--	--
at Southeast Missouri	--	--	--	--	--	--	--	--	--	--	--	--	--	--	--	--	--
SIUE	--	--	--	--	--	--	--	--	--	--	--	--	--	--	--	--	--
EASTERN ILLINOIS	--	--	--	--	--	--	--	--	--	--	--	--	--	--	--	--	--
TENNESSEE STATE	--	--	--	--	--	--	--	--	--	--	--	--	--	--	--	--	--
BELMONT	--	--	--	--	--	--	--	--	--	--	--	--	--	--	--	--	--
at Murray State	--	--	--	--	--	--	--	--	--	--	--	--	--	--	--	--	--
at Morehead State	--	--	--	--	--	--	--	--	--	--	--	--	--	--	--	--	--
at Jacksonville State	--	--	--	--	--	--	--	--	--	--	--	--	--	--	--	--	--
at Tennessee Tech	--	--	--	--	--	--	--	--	--	--	--	--	--	--	--	--	--
AUSTIN PEAY	--	--	--	--	--	--	--	--	--	--	--	--	--	--	--	--	--
at UT-Martin	--	--	--	--	--	--	--	--	--	--	--	--	--	--	--	--	--
MOREHEAD STATE	--	--	--	--	--	--	--	--	--	--	--	--	--	--	--	--	--
at Belmont	--	--	--	--	--	--	--	--	--	--	--	--	--	--	--	--	--
at Tennessee State	--	--	--	--	--	--	--	--	--	--	--	--	--	--	--	--	--
JACKSONVILLE STATE	--	--	--	--	--	--	--	--	--	--	--	--	--	--	--	--	--
TENNESSEE TECH	--	--	--	--	--	--	--	--	--	--	--	--	--	--	--	--	--

HIGH SCORING UNDERCLASSMAN DUO

As of Dec. 11, freshman guard Asante Gist and sophomore forward Nick Mayo had scored the third-most points of any underclassmen (Fr. / So.) duo in the country (370).

MAYO'S CAREER DAY LEADS ECU OVER MARSHALL

Sophomore Nick Mayo delivered a career game on December 3 as ECU rolled past Marshall, 89-80. Mayo poured in a career-high 30 points and matched a career-high with 10 boards. His performance led the Colonels to their first win over the Thundering Herd since 1977.

MAYO = PLAYER OF THE WEEK

Sophomore Nick Mayo was voted the OVC Player of the Week on Nov. 28. He averaged 20.3 points, 8.3 rebounds and 3.7 assists-per-game in three games during the week. As of Nov. 28, Mayo ranks fourth in the OVC in scoring (19.7 ppg).

ALL-TOURNAMENT TEAM

Sophomore Nick Mayo and senior Jaylen Babb-Harrison were named to the Cancun Challenge Mayan Division All-Tournament Team.

MAYO DOUBLE-DOUBLE

Sophomore Nick Mayo recorded his first double-double of the season against Idaho State on Nov. 22, notching 21 points and 10 rebounds. He also dished out a career high four assists.

MAYO OFF TO STRONG START

Sophomore forward Nick Mayo has led ECU in points in both games this season. The Maine native is the first Colonel to net 20 or more points in the Colonels' first two games of the season since Justin Stommes in 2009.

MAYO HONORED

Nick Mayo was voted OVC Freshman of the Year and first team All-OVC following the 2015-16 season. Mayo is the fourth different Colonel player to be named OVC Freshman of the Year and first since Adam Leonard shared the award in 2006-07. He is one of only two freshmen in the last five years to be named first team All-OVC, joining former Murray State guard and NBA first round draft pick Cameron Payne (2013-14).

Nick Mayo's Career Stats

Year	GP-GS	Min/Avg	FG-FGA	Pct	3FG-3FGA	Pct	FT-FTA	Pct	OR-DR	Reb/Avg	PF-FO	Asst	TO	Blk	Stl	Pts/Avg
2015-16	31-31	923/29.8	179-295	.607	15-27	.556	77-96	.802	48-105	153/4.9	71-1	34	63	34	20	450/14.5
2016-17	11-11	386/35.1	71-146	.486	14-33	.424	56-64	.875	20-50	70/6.4	27-0	27	28	8	8	212/19.3
TOTAL	42-42	1309/31.2	250-441	.567	29-60	.483	133-160	.831	68/155	223/5.3	98-1	61	91	42	28	662/15.8



11 JAYLEN BABB-HARRISON

Wing • 6-4 • 187 • r-Senior

Ajax, Ontario • J. Clarke Richardson HS

The Babb-Harrison File

Led the OVC in three-point field goal percentage in 2015-16 (45.3%)

Season and Career Highs

Season	Career
39, vs. Idaho State, 11/22/16	Min 39, vs. Idaho State, 11/22/16
7, vs. Idaho State, 11/22/16	FG 10, vs. Ky. Christian, 11/18/14
18, vs. Idaho State, 11/22/16	FGA 18, vs. Idaho State, 11/22/16
4, vs. Texas Tech, 11/19/16	3FG 6, two times
12, vs. Idaho State, 11/22/16	3FGA 12, vs. Idaho State, 11/22/16
5, vs. Marshall, 12/03/16	FT 5, two times
5, vs. Marshall, 12/03/16	FTA 6, two times
3, vs. Berea, 11/26/16	OReb 4, vs. Ky. Christian, 11/18/14
6, four times	DReb 6, four times
7, two times	Reb 7, three times
7, vs. Idaho State, 11/22/16	Asst 7, vs. Idaho State, 11/22/16
1, vs. Marshall, 12/03/16	Blocks 1, three times
3, two times	Steals 6, vs. UC-Clermont, 11/22/14
20, vs. Idaho State, 11/22/16	Points 28, vs. Ky. Christian, 11/18/14

Game-by-Game Statistics

Opponent	GS	Min	FG-A	Pct.	3FG-A	Pct.	FT-A	Pct.	Off	Def	Tot	PF	A	TO	Blk	S	Pts
IUPUI	*	31	3-7	.429	3-5	.600	4-4	1.000	0	2	2	3	1	4	0	1	13
UNCW	*	36	1-7	.143	0-3	.000	4-4	1.000	0	3	3	1	3	2	0	0	6
Auburn	*	24	5-11	.455	2-5	.400	2-2	1.000	0	3	3	2	0	1	0	2	14
Texas Tech	*	35	4-9	.444	4-7	.571	2-2	1.000	0	5	5	3	1	1	0	1	14
Idaho State	*	39	7-18	.389	2-12	.167	4-4	1.000	1	6	7	1	7	2	0	3	20
Georgia State	*	35	4-15	.267	1-9	.111	0-0	.000	0	6	6	1	0	2	0	2	9
BEREA	*	19	4-14	.286	1-6	.167	0-1	.000	3	3	6	2	4	2	0	1	9
WESTERN KENTUCKY	*	30	4-11	.364	3-7	.429	2-2	1.000	1	6	7	2	1	1	0	3	13
MARSHALL	*	27	4-10	.400	2-8	.250	5-5	1.000	0	6	6	4	3	2	1	0	15
at Jacksonville	--	--	--	--	--	--	--	--	--	--	--	--	--	--	--	--	--
at Ball State	--	--	--	--	--	--	--	--	--	--	--	--	--	--	--	--	--
at Louisville	--	--	--	--	--	--	--	--	--	--	--	--	--	--	--	--	--
at Norfolk State	--	--	--	--	--	--	--	--	--	--	--	--	--	--	--	--	--
at Manhattan	--	--	--	--	--	--	--	--	--	--	--	--	--	--	--	--	--
UVA-WISE	--	--	--	--	--	--	--	--	--	--	--	--	--	--	--	--	--
at Southeast Missouri	--	--	--	--	--	--	--	--	--	--	--	--	--	--	--	--	--
SIUE	--	--	--	--	--	--	--	--	--	--	--	--	--	--	--	--	--
EASTERN ILLINOIS	--	--	--	--	--	--	--	--	--	--	--	--	--	--	--	--	--
TENNESSEE STATE	--	--	--	--	--	--	--	--	--	--	--	--	--	--	--	--	--
BELMONT	--	--	--	--	--	--	--	--	--	--	--	--	--	--	--	--	--
at Murray State	--	--	--	--	--	--	--	--	--	--	--	--	--	--	--	--	--
at Morehead State	--	--	--	--	--	--	--	--	--	--	--	--	--	--	--	--	--
at Jacksonville State	--	--	--	--	--	--	--	--	--	--	--	--	--	--	--	--	--
at Tennessee Tech	--	--	--	--	--	--	--	--	--	--	--	--	--	--	--	--	--
AUSTIN PEAY	--	--	--	--	--	--	--	--	--	--	--	--	--	--	--	--	--
at UT-Martin	--	--	--	--	--	--	--	--	--	--	--	--	--	--	--	--	--
MOREHEAD STATE	--	--	--	--	--	--	--	--	--	--	--	--	--	--	--	--	--
at Belmont	--	--	--	--	--	--	--	--	--	--	--	--	--	--	--	--	--
at Tennessee State	--	--	--	--	--	--	--	--	--	--	--	--	--	--	--	--	--
JACKSONVILLE STATE	--	--	--	--	--	--	--	--	--	--	--	--	--	--	--	--	--
TENNESSEE TECH	--	--	--	--	--	--	--	--	--	--	--	--	--	--	--	--	--

Jaylen Babb-Harrison's Career Stats

Year	GP-GS	Min/Avg	FG-FGA	Pct	3FG-3FGA	Pct	FT-FTA	Pct	OR-DR	Reb/Avg	PF-FO	Ast	TO	Blk	Stl	Pts/Avg
2012-13	9-0	22/2.4	7-19	.368	2-7	.286	4-4	1.000	3-4	7/0.8	3-0	2	5	0	3	20/2.2
2014-15	21-4	264/12.6	42-105	.400	21-62	.339	12-15	.800	8-25	33/1.6	20-0	21	16	0	15	117/5.6
2015-16	30-2	381/12.7	57-127	.449	43-95	.453	16-19	.842	10-52	62/2.1	30-0	24	13	2	14	173/5.8
2016-17	9-9	276/30.7	36-102	.353	18-62	.290	23-24	.958	5-40	45/5.0	19-0	20	17	1	13	113/12.6
TOTAL	69-15	943/13.7	142-353	.402	84-226	.372	55-62	.887	26-121	147/2.1	72-0	67	51	3	45	423/6.1

ALL-TOURNAMENT TEAM


Sophomore Nick Mayo and senior Jaylen Babb-Harrison were named to the Cancun Challenge Mayan Division All-Tournament Team.

JBH DOES IT ALL IN WIN

Senior Jaylen Babb-Harrison poured in 20 points against Idaho State on Nov. 22, while also dishing out a career-high seven assists and matching a career-high with seven rebounds.

JBH LEADS THE OVC

Jaylen Babb-Harrison finished the 2015-16 season as the OVC leader in three-point field goal percentage (45.3%). The last Colonel to finish the season as the OVC's leader in three-point field goal percentage was Mike Rose in 2008-09 (48.1). Rose also led the NCAA that year.



12

ZACH CHARLES

Forward • 6-7 • 210 • Junior

Mesquite, Texas • McLennan CC

The Charles File

Season and ECU Career Highs

Season	Min	Career
34, vs. UNCW, 11/14/16	34, vs. UNCW, 11/14/16	
6, vs. Berea, 11/26/16	6, vs. Berea, 11/26/16	
8, vs. Berea, 11/26/16	8, vs. Berea, 11/26/16	
1, vs. Texas Tech, 11/19/16	1, vs. Texas Tech, 11/19/16	
1, vs. Texas Tech, 11/19/16	1, vs. Texas Tech, 11/19/16	
8, vs. Idaho State, 11/22/16	8, vs. Idaho State, 11/22/16	
10, vs. Idaho State, 11/22/16	10, vs. Idaho State, 11/22/16	
5, vs. UNCW, 11/14/16	5, vs. UNCW, 11/14/16	
10, vs. Jacksonville, 12/07/16	10, vs. Jacksonville, 12/07/16	
14, vs. UNCW, 11/14/16	14, vs. UNCW, 11/14/16	
2, two times	2, two times	
2, four times	2, four times	
3, two times	3, two times	
14, vs. Berea, 11/26/16	14, vs. Berea, 11/26/16	

#ZEECHUCK'S DOUBLE-DOUBLE

Junior Zach Charles recorded his first double-double as a Colonel on Dec. 7 at Jacksonville. He scored 10 points and grabbed 12 rebounds. Charles ranks 12th in the OVC in rebounding (7.0 rebounds-per-game).

CHARLES SHINES IN THE LONE STAR STATE

Junior college transfer Zach Charles - a native of Mesquite, Texas - made a triumphant return to his home state on Nov. 19. Charles scored a season-best 13 points and grabbed seven rebounds against Texas Tech in Lubbock. He also knocked down his first career three-pointer.

#ZEECHUCK ATTACKS THE BOARDS

Junior college transfer Zach Charles grabbed a game-high 14 rebounds vs. UNCW on Monday. That is the most rebounds by a Colonel in a single game since Jaron Jones pulled down 14 vs. SIUE on Feb. 23, 2012.

Game-by-Game Statistics

Opponent	GS	Min	FG-A	Pct.	3FG-A	Pct.	FT-A	Pct.	Off	Def	Tot	PF	A	TO	Blk	S	Pts
IUPUI	*	21	2-4	.500	0-0	.000	3-4	.750	2	4	6	5	2	0	2	0	7
UNCW	*	34	2-6	.333	0-0	.000	2-2	1.000	5	9	14	3	0	0	0	0	6
Auburn	*	8	1-1	1.000	0-0	.000	0-0	.000	0	2	2	1	0	3	0	1	2
Texas Tech	*	23	4-5	.800	1-1	1.000	4-5	.800	3	4	7	3	0	0	2	0	13
Idaho State	*	27	1-3	.333	0-0	.000	8-10	.800	2	5	7	1	1	2	2	3	10
Georgia State	*	25	3-7	.429	0-0	.000	4-6	.667	4	4	8	3	1	0	2	1	10
BEREA	*	14	6-8	.750	0-0	.000	2-4	.500	3	2	5	5	0	2	1	1	14
WESTERN KENTUCKY	*	14	0-2	.000	0-0	.000	0-0	.000	2	1	3	3	0	0	0	0	0
MARSHALL	*	22	2-2	1.000	0-0	.000	3-8	.375	1	5	6	2	2	2	1	3	7
at Jacksonville	*	31	4-5	.800	0-0	.000	2-2	1.000	2	10	12	3	1	1	1	0	10
at Ball State	*	27	1-6	.167	0-0	.000	3-3	1.000	2	3	5	4	0	0	0	0	5
at Louisville	--	--	--	--	--	--	--	--	--	--	--	--	--	--	--	--	--
at Norfolk State	--	--	--	--	--	--	--	--	--	--	--	--	--	--	--	--	--
at Manhattan	--	--	--	--	--	--	--	--	--	--	--	--	--	--	--	--	--
UVA-WISE	--	--	--	--	--	--	--	--	--	--	--	--	--	--	--	--	--
at Southeast Missouri	--	--	--	--	--	--	--	--	--	--	--	--	--	--	--	--	--
SIUE	--	--	--	--	--	--	--	--	--	--	--	--	--	--	--	--	--
EASTERN ILLINOIS	--	--	--	--	--	--	--	--	--	--	--	--	--	--	--	--	--
TENNESSEE STATE	--	--	--	--	--	--	--	--	--	--	--	--	--	--	--	--	--
BELMONT	--	--	--	--	--	--	--	--	--	--	--	--	--	--	--	--	--
at Murray State	--	--	--	--	--	--	--	--	--	--	--	--	--	--	--	--	--
at Morehead State	--	--	--	--	--	--	--	--	--	--	--	--	--	--	--	--	--
at Jacksonville State	--	--	--	--	--	--	--	--	--	--	--	--	--	--	--	--	--
at Tennessee Tech	--	--	--	--	--	--	--	--	--	--	--	--	--	--	--	--	--
AUSTIN PEAY	--	--	--	--	--	--	--	--	--	--	--	--	--	--	--	--	--
at UT-Martin	--	--	--	--	--	--	--	--	--	--	--	--	--	--	--	--	--
MOREHEAD STATE	--	--	--	--	--	--	--	--	--	--	--	--	--	--	--	--	--
at Belmont	--	--	--	--	--	--	--	--	--	--	--	--	--	--	--	--	--
at Tennessee State	--	--	--	--	--	--	--	--	--	--	--	--	--	--	--	--	--
JACKSONVILLE STATE	--	--	--	--	--	--	--	--	--	--	--	--	--	--	--	--	--
TENNESSEE TECH	--	--	--	--	--	--	--	--	--	--	--	--	--	--	--	--	--

Zach Charles' Career Stats

Year	GP-GS	Min/Avg	FG-FGA	Pct	3FG-3FGA	Pct	FT-FTA	Pct	OR-DR	Reb/Avg	PF-FO	Ast	TO	Blk	Stl	Pts/Avg
2016-17	11-11	246/22.4	26-49	.531	1-1	1.000	31-44	.705	26-49	75/6.8	33-2	7	10	11	9	84/7.6
TOTAL	11-11	246/22.4	26-49	.531	1-1	1.000	31-44	.705	26-49	75/6.8	33-2	7	10	11	9	84/7.6



14

DANIEL PARKE

Guard • 6-0 • 165 • r-Junior

Richmond, Ky. • Transylvania University

The Parke File

2014-15 Colonel Scholar

Season and ECU Career Highs

Season	Career
6, vs. Berea, 11/26/16	Min
1, vs. Berea, 11/26/16	FG
	FGA
	3FG
	3FGA
1, vs. Berea, 11/26/16	FT
2, vs. Berea, 11/26/16	FTA
1, vs. Berea, 11/26/16	OReb
	DReb
1, vs. Berea, 11/26/16	Reb
	Asst
	Blocks
1, vs. Jacksonville, 12/07/16	Steals
1, vs. Berea, 11/26/16	Points

Game-by-Game Statistics

Opponent	GS	Min	FG-A	Pct.	3FG-A	Pct.	FT-A	Pct.	Off	Def	Tot	PF	A	TO	Blk	S	Pts
IUPUI	--	--	--	--	--	--	--	--	--	--	--	--	--	--	--	--	--
UNCW	--	--	--	--	--	--	--	--	--	--	--	--	--	--	--	--	--
Auburn	--	--	--	--	--	--	--	--	--	--	--	--	--	--	--	--	--
Texas Tech	--	--	--	--	--	--	--	--	--	--	--	--	--	--	--	--	--
Idaho State	--	--	--	--	--	--	--	--	--	--	--	--	--	--	--	--	--
Georgia State	1	0-0	.000	0-0	.000	0-0	.000	0	0	0	0	0	0	0	0	0	0
BEREA	6	0-1	.000	0-0	.000	1-2	.500	1	0	1	2	0	0	0	0	0	1
WESTERN KENTUCKY	--	--	--	--	--	--	--	--	--	--	--	--	--	--	--	--	--
MARSHALL	--	--	--	--	--	--	--	--	--	--	--	--	--	--	--	--	--
at Jacksonville	0	0-0	.000	0-0	.000	0-0	.000	0	0	0	0	0	0	0	0	1	0
at Ball State	--	--	--	--	--	--	--	--	--	--	--	--	--	--	--	--	--
at Louisville	--	--	--	--	--	--	--	--	--	--	--	--	--	--	--	--	--
at Norfolk State	--	--	--	--	--	--	--	--	--	--	--	--	--	--	--	--	--
at Manhattan	--	--	--	--	--	--	--	--	--	--	--	--	--	--	--	--	--
UVA-WISE	--	--	--	--	--	--	--	--	--	--	--	--	--	--	--	--	--
at Southeast Missouri	--	--	--	--	--	--	--	--	--	--	--	--	--	--	--	--	--
SIUE	--	--	--	--	--	--	--	--	--	--	--	--	--	--	--	--	--
EASTERN ILLINOIS	--	--	--	--	--	--	--	--	--	--	--	--	--	--	--	--	--
TENNESSEE STATE	--	--	--	--	--	--	--	--	--	--	--	--	--	--	--	--	--
BELMONT	--	--	--	--	--	--	--	--	--	--	--	--	--	--	--	--	--
at Murray State	--	--	--	--	--	--	--	--	--	--	--	--	--	--	--	--	--
at Morehead State	--	--	--	--	--	--	--	--	--	--	--	--	--	--	--	--	--
at Jacksonville State	--	--	--	--	--	--	--	--	--	--	--	--	--	--	--	--	--
at Tennessee Tech	--	--	--	--	--	--	--	--	--	--	--	--	--	--	--	--	--
AUSTIN PEAY	--	--	--	--	--	--	--	--	--	--	--	--	--	--	--	--	--
at UT-Martin	--	--	--	--	--	--	--	--	--	--	--	--	--	--	--	--	--
MOREHEAD STATE	--	--	--	--	--	--	--	--	--	--	--	--	--	--	--	--	--
at Belmont	--	--	--	--	--	--	--	--	--	--	--	--	--	--	--	--	--
at Tennessee State	--	--	--	--	--	--	--	--	--	--	--	--	--	--	--	--	--
JACKSONVILLE STATE	--	--	--	--	--	--	--	--	--	--	--	--	--	--	--	--	--
TENNESSEE TECH	--	--	--	--	--	--	--	--	--	--	--	--	--	--	--	--	--

Daniel Parke's Career Stats

Year	GP-GS	Min/Avg	FG-FGA	Pct	3FG-3FGA	Pct	FT-FTA	Pct	OR-DR	Reb/Avg	PF-FO	Asst	TO	Blk	Stl	Pts/Avg
2015-16	5-0	9/1.8	2-3	.667	1-2	.500	1-1	1.000	0-0	0/0.0	1-0	0	0	0	1	6/1.2
2016-17	3-0	7/2.3	0-1	.000	0-0	.000	1-2	.500	1-0	1/0.3	2-0	0	0	0	1	1/0.3
TOTAL	8-0	16/2.0	2-4	.500	1-2	.500	2-3	.667	1-0	1/0.1	3-0	0	0	0	2	7/0.9



15 KIRKLAND HUMPHREY

Guard • 6-0 • 160 • Sophomore
Richmond, Ky. • Madison Central HS

The Humphrey File

Season and Career Highs

Season	Career
4, vs. Berea, 11/26/16	Min
1, vs. Berea, 11/26/16	FG
4, vs. Berea, 11/26/16	FGA
	3FG
2, vs. Berea, 11/26/16	3FGA
	FT
	FTA
1, vs. Berea, 11/26/16	OReb
	DReb
1, vs. Berea, 11/26/16	Reb
	Asst
	Blocks
1, vs. Berea, 11/26/16	Steals
2, vs. Berea, 11/26/16	Points

Game-by-Game Statistics

Opponent	GS	Min	FG-A	Pct.	3FG-A	Pct.	FT-A	Pct.	Off	Def	Tot	PF	A	TO	Blk	S	Pts
IUPUI	--	--	--	--	--	--	--	--	--	--	--	--	--	--	--	--	--
UNCW	--	--	--	--	--	--	--	--	--	--	--	--	--	--	--	--	--
Auburn	--	--	--	--	--	--	--	--	--	--	--	--	--	--	--	--	--
Texas Tech	1	0-0	.000	0-0	.000	0-0	.000	0	0	0	0	0	0	0	0	0	0
Idaho State	--	--	--	--	--	--	--	--	--	--	--	--	--	--	--	--	--
Georgia State	1	0-0	.000	0-0	.000	0-0	.000	0	0	0	0	0	0	0	0	0	0
BEREA	4	1-4	.250	0-2	.000	0-0	.000	1	0	1	0	0	0	0	1	2	
WESTERN KENTUCKY	--	--	--	--	--	--	--	--	--	--	--	--	--	--	--	--	--
MARSHALL	--	--	--	--	--	--	--	--	--	--	--	--	--	--	--	--	--
at Jacksonville	--	--	--	--	--	--	--	--	--	--	--	--	--	--	--	--	--
at Ball State	--	--	--	--	--	--	--	--	--	--	--	--	--	--	--	--	--
at Louisville	--	--	--	--	--	--	--	--	--	--	--	--	--	--	--	--	--
at Norfolk State	--	--	--	--	--	--	--	--	--	--	--	--	--	--	--	--	--
at Manhattan	--	--	--	--	--	--	--	--	--	--	--	--	--	--	--	--	--
UVA-WISE	--	--	--	--	--	--	--	--	--	--	--	--	--	--	--	--	--
at Southeast Missouri	--	--	--	--	--	--	--	--	--	--	--	--	--	--	--	--	--
SIUE	--	--	--	--	--	--	--	--	--	--	--	--	--	--	--	--	--
EASTERN ILLINOIS	--	--	--	--	--	--	--	--	--	--	--	--	--	--	--	--	--
TENNESSEE STATE	--	--	--	--	--	--	--	--	--	--	--	--	--	--	--	--	--
BELMONT	--	--	--	--	--	--	--	--	--	--	--	--	--	--	--	--	--
at Murray State	--	--	--	--	--	--	--	--	--	--	--	--	--	--	--	--	--
at Morehead State	--	--	--	--	--	--	--	--	--	--	--	--	--	--	--	--	--
at Jacksonville State	--	--	--	--	--	--	--	--	--	--	--	--	--	--	--	--	--
at Tennessee Tech	--	--	--	--	--	--	--	--	--	--	--	--	--	--	--	--	--
AUSTIN PEAY	--	--	--	--	--	--	--	--	--	--	--	--	--	--	--	--	--
at UT-Martin	--	--	--	--	--	--	--	--	--	--	--	--	--	--	--	--	--
MOREHEAD STATE	--	--	--	--	--	--	--	--	--	--	--	--	--	--	--	--	--
at Belmont	--	--	--	--	--	--	--	--	--	--	--	--	--	--	--	--	--
at Tennessee State	--	--	--	--	--	--	--	--	--	--	--	--	--	--	--	--	--
JACKSONVILLE STATE	--	--	--	--	--	--	--	--	--	--	--	--	--	--	--	--	--
TENNESSEE TECH	--	--	--	--	--	--	--	--	--	--	--	--	--	--	--	--	--

Kirkland Humphrey's Career Stats

Year	GP-GS	Min/Avg	FG-FGA	Pct	3FG-3FGA	Pct	FT-FTA	Pct	OR-DR	Reb/Avg	PF-FO	Asst	TO	Blk	Stl	Pts/Avg
2015-16	2-0	2/1.0	1-1	1.000	0-0	.000	0-0	.000	0-0	0/0.0	0-0	0	0	0	1	2/1.0
2016-17	3-0	6/2.0	1-4	.250	0-2	.000	0-0	.000	1-0	1/0.3	0-0	0	0	0	1	2/0.7
TOTAL	5-0	8/1.6	2-5	.400	0-2	.000	0-0	.000	1-0	1/0.2	0-0	0	0	0	2	4/0.8



21 LACHLAN ANDERSON

Forward • 6-8 • 190 • Freshman

Melbourne, Australia • St. Gregory's College

The Anderson File

Season and ECU Career Highs

Season		Career
11, vs. Berea, 11/26/16	Min	11, vs. Berea, 11/26/16
2, vs. Berea, 11/26/16	FG	2, vs. Berea, 11/26/16
5, vs. Berea, 11/26/16	FGA	5, vs. Berea, 11/26/16
1, vs. Berea, 11/26/16	3FG	1, vs. Berea, 11/26/16
4, vs. Berea, 11/26/16	3FGA	4, vs. Berea, 11/26/16
	FT	
	FTA	
1, two times	OReb	1, two times
2, vs. Berea, 11/26/16	DReb	2, vs. Berea, 11/26/16
3, vs. Berea, 11/26/16	Reb	3, vs. Berea, 11/26/16
1, vs. Berea, 11/26/16	Asst	1, vs. Berea, 11/26/16
1, vs. Berea, 11/26/16	Blocks	1, vs. Berea, 11/26/16
	Steals	
5, vs. Berea, 11/26/16	Points	5, vs. Berea, 11/26/16

Game-by-Game Statistics

Opponent	GS	Min	FG-A	Pct.	3FG-A	Pct.	FT-A	Pct.	Off	Def	Tot	PF	A	TO	Blk	S	Pts
IUPUI	--	--	--	--	--	--	--	--	--	--	--	--	--	--	--	--	--
UNCW	--	--	--	--	--	--	--	--	--	--	--	--	--	--	--	--	--
Auburn	1	0-1	.000	0-1	.000	0-0	.000	0	0	0	0	0	0	0	0	0	0
Texas Tech	1	0-0	.000	0-0	.000	0-0	.000	0	0	0	0	0	0	0	0	0	0
Idaho State	--	--	--	--	--	--	--	--	--	--	--	--	--	--	--	--	--
Georgia State	1	0-0	.000	0-0	.000	0-0	.000	1	0	1	0	0	0	0	0	0	0
BEREA	11	2-5	.400	1-4	.250	0-0	.000	1	2	3	3	1	0	1	0	5	
WESTERN KENTUCKY	--	--	--	--	--	--	--	--	--	--	--	--	--	--	--	--	--
MARSHALL	--	--	--	--	--	--	--	--	--	--	--	--	--	--	--	--	--
at Jacksonville	--	--	--	--	--	--	--	--	--	--	--	--	--	--	--	--	--
at Ball State	--	--	--	--	--	--	--	--	--	--	--	--	--	--	--	--	--
at Louisville	--	--	--	--	--	--	--	--	--	--	--	--	--	--	--	--	--
at Norfolk State	--	--	--	--	--	--	--	--	--	--	--	--	--	--	--	--	--
at Manhattan	--	--	--	--	--	--	--	--	--	--	--	--	--	--	--	--	--
UVA-WISE	--	--	--	--	--	--	--	--	--	--	--	--	--	--	--	--	--
at Southeast Missouri	--	--	--	--	--	--	--	--	--	--	--	--	--	--	--	--	--
SIUE	--	--	--	--	--	--	--	--	--	--	--	--	--	--	--	--	--
EASTERN ILLINOIS	--	--	--	--	--	--	--	--	--	--	--	--	--	--	--	--	--
TENNESSEE STATE	--	--	--	--	--	--	--	--	--	--	--	--	--	--	--	--	--
BELMONT	--	--	--	--	--	--	--	--	--	--	--	--	--	--	--	--	--
at Murray State	--	--	--	--	--	--	--	--	--	--	--	--	--	--	--	--	--
at Morehead State	--	--	--	--	--	--	--	--	--	--	--	--	--	--	--	--	--
at Jacksonville State	--	--	--	--	--	--	--	--	--	--	--	--	--	--	--	--	--
at Tennessee Tech	--	--	--	--	--	--	--	--	--	--	--	--	--	--	--	--	--
AUSTIN PEAY	--	--	--	--	--	--	--	--	--	--	--	--	--	--	--	--	--
at UT-Martin	--	--	--	--	--	--	--	--	--	--	--	--	--	--	--	--	--
MOREHEAD STATE	--	--	--	--	--	--	--	--	--	--	--	--	--	--	--	--	--
at Belmont	--	--	--	--	--	--	--	--	--	--	--	--	--	--	--	--	--
at Tennessee State	--	--	--	--	--	--	--	--	--	--	--	--	--	--	--	--	--
JACKSONVILLE STATE	--	--	--	--	--	--	--	--	--	--	--	--	--	--	--	--	--
TENNESSEE TECH	--	--	--	--	--	--	--	--	--	--	--	--	--	--	--	--	--

Lachlan Anderson's Career Stats

Year	GP-GS	Min/Avg	FG-FGA	Pct	3FG-3FGA	Pct	FT-FTA	Pct	OR-DR	Reb/Avg	PF-FO	Ast	TO	Blk	Stl	Pts/Avg
2016-17	4-0	14/3.5	2-6	.333	1-5	.200	0-0	.000	2-2	4/1.0	3-0	1	0	1	0	5/1.3
TOTAL	4-0	14/3.5	2-6	.333	1-5	.200	0-0	.000	2-2	4/1.0	3-0	1	0	1	0	5/1.3



22

TREVOR HILL

Guard • 6-1 • 175 • Freshman

Corbin, Ky. • Lexington Christian Academy

The Hill File

Season and ECU Career Highs

Season	Career
Min	
FG	
FGA	
3FG	
3FGA	
FT	
FTA	
OReb	
DReb	
Reb	
Asst	
Blocks	
Steals	
Points	

Game-by-Game Statistics

Opponent	GS	Min	FG-A	Pct.	3FG-A	Pct.	FT-A	Pct.	Off	Def	Tot	PF	A	TO	Blk	S	Pts
IUPUI	--	--	--	--	--	--	--	--	--	--	--	--	--	--	--	--	--
UNCW	--	--	--	--	--	--	--	--	--	--	--	--	--	--	--	--	--
Auburn	--	--	--	--	--	--	--	--	--	--	--	--	--	--	--	--	--
Texas Tech	--	--	--	--	--	--	--	--	--	--	--	--	--	--	--	--	--
Idaho State	--	--	--	--	--	--	--	--	--	--	--	--	--	--	--	--	--
TBA	--	--	--	--	--	--	--	--	--	--	--	--	--	--	--	--	--
BEREA	--	--	--	--	--	--	--	--	--	--	--	--	--	--	--	--	--
WESTERN KENTUCKY	--	--	--	--	--	--	--	--	--	--	--	--	--	--	--	--	--
MARSHALL	--	--	--	--	--	--	--	--	--	--	--	--	--	--	--	--	--
at Jacksonville	--	--	--	--	--	--	--	--	--	--	--	--	--	--	--	--	--
at Ball State	--	--	--	--	--	--	--	--	--	--	--	--	--	--	--	--	--
at Louisville	--	--	--	--	--	--	--	--	--	--	--	--	--	--	--	--	--
at Norfolk State	--	--	--	--	--	--	--	--	--	--	--	--	--	--	--	--	--
at Manhattan	--	--	--	--	--	--	--	--	--	--	--	--	--	--	--	--	--
UVA-WISE	--	--	--	--	--	--	--	--	--	--	--	--	--	--	--	--	--
at Southeast Missouri	--	--	--	--	--	--	--	--	--	--	--	--	--	--	--	--	--
SIUE	--	--	--	--	--	--	--	--	--	--	--	--	--	--	--	--	--
EASTERN ILLINOIS	--	--	--	--	--	--	--	--	--	--	--	--	--	--	--	--	--
TENNESSEE STATE	--	--	--	--	--	--	--	--	--	--	--	--	--	--	--	--	--
BELMONT	--	--	--	--	--	--	--	--	--	--	--	--	--	--	--	--	--
at Murray State	--	--	--	--	--	--	--	--	--	--	--	--	--	--	--	--	--
at Morehead State	--	--	--	--	--	--	--	--	--	--	--	--	--	--	--	--	--
at Jacksonville State	--	--	--	--	--	--	--	--	--	--	--	--	--	--	--	--	--
at Tennessee Tech	--	--	--	--	--	--	--	--	--	--	--	--	--	--	--	--	--
AUSTIN PEAY	--	--	--	--	--	--	--	--	--	--	--	--	--	--	--	--	--
at UT-Martin	--	--	--	--	--	--	--	--	--	--	--	--	--	--	--	--	--
MOREHEAD STATE	--	--	--	--	--	--	--	--	--	--	--	--	--	--	--	--	--
at Belmont	--	--	--	--	--	--	--	--	--	--	--	--	--	--	--	--	--
at Tennessee State	--	--	--	--	--	--	--	--	--	--	--	--	--	--	--	--	--
JACKSONVILLE STATE	--	--	--	--	--	--	--	--	--	--	--	--	--	--	--	--	--
TENNESSEE TECH	--	--	--	--	--	--	--	--	--	--	--	--	--	--	--	--	--

Trevor Hill's Career Stats

Year	GP-GS	Min/Avg	FG-FGA	Pct	3FG-3FGA	Pct	FT-FTA	Pct	OR-DR	Reb/Avg	PF-FO	Ast	TO	Blk	Stl	Pts/Avg
2016-17	--	--	--	--	--	--	--	--	--	--	--	--	--	--	--	--
TOTAL	--	--	--	--	--	--	--	--	--	--	--	--	--	--	--	--



25

OLIVER BISHOP

G • 6-0 • 170 • R-Sophomore

Chicago, Ill. • Portage HS

The Bishop File

Season and ECU Career Highs

Season	Career
1, vs. Berea, 11/26/16	1, vs. Berea, 11/26/16
Min	
FG	
FGA	
3FG	
3FGA	
FT	
FTA	
OReb	
DReb	
Reb	
Asst	
Blocks	
Steals	
Points	

Game-by-Game Statistics

Opponent	GS	Min	FG-A	Pct.	3FG-A	Pct.	FT-A	Pct.	Off	Def	Tot	PF	A	TO	Blk	S	Pts
IUPUI	--	--	--	--	--	--	--	--	--	--	--	--	--	--	--	--	--
UNCW	--	--	--	--	--	--	--	--	--	--	--	--	--	--	--	--	--
Auburn	--	--	--	--	--	--	--	--	--	--	--	--	--	--	--	--	--
Texas Tech	--	--	--	--	--	--	--	--	--	--	--	--	--	--	--	--	--
Idaho State	--	--	--	--	--	--	--	--	--	--	--	--	--	--	--	--	--
TBA	--	--	--	--	--	--	--	--	--	--	--	--	--	--	--	--	--
BEREA	1	0-0	.000	0-0	.000	0-0	.000	0	0	0	0	0	0	0	0	0	0
WESTERN KENTUCKY	--	--	--	--	--	--	--	--	--	--	--	--	--	--	--	--	--
MARSHALL	--	--	--	--	--	--	--	--	--	--	--	--	--	--	--	--	--
at Jacksonville	--	--	--	--	--	--	--	--	--	--	--	--	--	--	--	--	--
at Ball State	--	--	--	--	--	--	--	--	--	--	--	--	--	--	--	--	--
at Louisville	--	--	--	--	--	--	--	--	--	--	--	--	--	--	--	--	--
at Norfolk State	--	--	--	--	--	--	--	--	--	--	--	--	--	--	--	--	--
at Manhattan	--	--	--	--	--	--	--	--	--	--	--	--	--	--	--	--	--
UVA-WISE	--	--	--	--	--	--	--	--	--	--	--	--	--	--	--	--	--
at Southeast Missouri	--	--	--	--	--	--	--	--	--	--	--	--	--	--	--	--	--
SIUE	--	--	--	--	--	--	--	--	--	--	--	--	--	--	--	--	--
EASTERN ILLINOIS	--	--	--	--	--	--	--	--	--	--	--	--	--	--	--	--	--
TENNESSEE STATE	--	--	--	--	--	--	--	--	--	--	--	--	--	--	--	--	--
BELMONT	--	--	--	--	--	--	--	--	--	--	--	--	--	--	--	--	--
at Murray State	--	--	--	--	--	--	--	--	--	--	--	--	--	--	--	--	--
at Morehead State	--	--	--	--	--	--	--	--	--	--	--	--	--	--	--	--	--
at Jacksonville State	--	--	--	--	--	--	--	--	--	--	--	--	--	--	--	--	--
at Tennessee Tech	--	--	--	--	--	--	--	--	--	--	--	--	--	--	--	--	--
AUSTIN PEAY	--	--	--	--	--	--	--	--	--	--	--	--	--	--	--	--	--
at UT-Martin	--	--	--	--	--	--	--	--	--	--	--	--	--	--	--	--	--
MOREHEAD STATE	--	--	--	--	--	--	--	--	--	--	--	--	--	--	--	--	--
at Belmont	--	--	--	--	--	--	--	--	--	--	--	--	--	--	--	--	--
at Tennessee State	--	--	--	--	--	--	--	--	--	--	--	--	--	--	--	--	--
JACKSONVILLE STATE	--	--	--	--	--	--	--	--	--	--	--	--	--	--	--	--	--
TENNESSEE TECH	--	--	--	--	--	--	--	--	--	--	--	--	--	--	--	--	--

Oliver Bishop's Career Stats

Year	GP-GS	Min/Avg	FG-FGA	Pct	3FG-3FGA	Pct	FT-FTA	Pct	OR-DR	Reb/Avg	PF-FO	Ast	TO	Blk	Stl	Pts/Avg
2016-17	1-0	1/1.0	0-0	.000	0-0	0/0.0	0-0	0/0.0	0-0	0/0.0	0-0	0	0	0	0	0/0.0
TOTAL	1-0	1/1.0	0-0	.000	0-0	0/0.0	0-0	0/0.0	0-0	0/0.0	0-0	0	0	0	0	0/0.0



31

PARKER CHITTY

Guard • 6-2 • 190 • Freshman

Columbus, Ind. • Columbus East HS

The Chitty File

Season and ECU Career Highs

Season	Career
23, vs. Berea, 11/26/16	Min
3, vs. Berea, 11/26/16	FG
5, three times	FGA
2, vs. Berea, 11/26/16	3FG
4, vs. Berea, 11/26/16	3FGA
3, vs. Texas Tech, 11/19/16	FT
4, vs. Berea, 11/26/16	FTA
1, vs. Ball State, 12/10/16	OReb
3, vs. Auburn, 11/17/16	DReb
3, vs. Auburn, 11/17/16	Reb
4, two times	Asst
1, vs. Berea, 11/26/16	Blocks
3, vs. Berea, 11/26/16	Steals
10, vs. Berea, 11/26/16	Points

CHITTY GETS THE START VS. WKU

Freshman Parker Chitty made his first career start against WKU on Nov. 30 and played 16 minutes at the point guard position for the Colonels, scoring four points and grabbing a rebound.

CHITTY SCORES A CAREER-HIGH

Freshman Parker Chitty came off the bench to net a career-high 10 points vs. Berea on Nov. 26. He also dished out four assists, came up with three steals and blocked a shot.

Game-by-Game Statistics

Opponent	GS	Min	FG-A	Pct.	3FG-A	Pct.	FT-A	Pct.	Off	Def	Tot	PF	A	TO	Blk	S	Pts
IUPUI	9	0-2	.000	0-2	.000	0-0	.000	0	0	0	0	0	0	0	0	0	0
UNCW	3	0-0	.000	0-0	.000	2-2	1.000	0	1	1	0	0	1	0	0	2	
Auburn	14	0-3	.000	0-3	.000	0-0	.000	0	3	3	2	3	0	0	1	0	
Texas Tech	15	0-4	.000	0-3	.000	3-3	1.000	0	0	0	3	1	2	0	0	3	
Idaho State	9	1-3	.333	1-3	.333	0-0	.000	0	1	1	3	2	0	0	0	3	
Georgia State	2	0-2	.000	0-2	.000	0-0	.000	0	0	0	0	1	1	0	0	0	
BEREA	23	3-5	.600	2-4	.500	2-4	.500	0	1	1	3	4	2	1	3	10	
WESTERN KENTUCKY *	16	2-5	.400	0-3	.000	0-0	.000	0	1	1	2	0	1	0	0	4	
MARSHALL	10	0-0	.000	0-0	.000	2-2	1.000	0	0	0	2	0	0	0	1	2	
at Jacksonville	14	1-2	.500	1-2	.500	0-0	.000	0	2	2	3	0	1	0	0	3	
at Ball State	19	0-5	.000	0-3	.000	0-0	.000	1	3	4	4	4	0	0	0	0	
at Louisville	--	--	--	--	--	--	--	--	--	--	--	--	--	--	--	--	--
at Norfolk State	--	--	--	--	--	--	--	--	--	--	--	--	--	--	--	--	--
at Manhattan	--	--	--	--	--	--	--	--	--	--	--	--	--	--	--	--	--
UVA-WISE	--	--	--	--	--	--	--	--	--	--	--	--	--	--	--	--	--
at Southeast Missouri	--	--	--	--	--	--	--	--	--	--	--	--	--	--	--	--	--
SIUE	--	--	--	--	--	--	--	--	--	--	--	--	--	--	--	--	--
EASTERN ILLINOIS	--	--	--	--	--	--	--	--	--	--	--	--	--	--	--	--	--
TENNESSEE STATE	--	--	--	--	--	--	--	--	--	--	--	--	--	--	--	--	--
BELMONT	--	--	--	--	--	--	--	--	--	--	--	--	--	--	--	--	--
at Murray State	--	--	--	--	--	--	--	--	--	--	--	--	--	--	--	--	--
at Morehead State	--	--	--	--	--	--	--	--	--	--	--	--	--	--	--	--	--
at Jacksonville State	--	--	--	--	--	--	--	--	--	--	--	--	--	--	--	--	--
at Tennessee Tech	--	--	--	--	--	--	--	--	--	--	--	--	--	--	--	--	--
AUSTIN PEAY	--	--	--	--	--	--	--	--	--	--	--	--	--	--	--	--	--
at UT-Martin	--	--	--	--	--	--	--	--	--	--	--	--	--	--	--	--	--
MOREHEAD STATE	--	--	--	--	--	--	--	--	--	--	--	--	--	--	--	--	--
at Belmont	--	--	--	--	--	--	--	--	--	--	--	--	--	--	--	--	--
at Tennessee State	--	--	--	--	--	--	--	--	--	--	--	--	--	--	--	--	--
JACKSONVILLE STATE	--	--	--	--	--	--	--	--	--	--	--	--	--	--	--	--	--
TENNESSEE TECH	--	--	--	--	--	--	--	--	--	--	--	--	--	--	--	--	--

Parker Chitty's Career Stats

Year	GP-GS	Min/Avg	FG-FGA	Pct	3FG-3FGA	Pct	FT-FTA	Pct	OR-DR	Reb/Avg	PF-FO	Ast	TO	Blk	Stl	Pts/Avg
2016-17	11-1	134/12.2	7-31	.226	4-25	.160	9-11	.818	1-12	13/1.2	22-0	15	8	1	5	27/2.5
TOTAL	11-1	134/12.2	7-31	.226	4-25	.160	9-11	.818	1-12	13/1.2	22-0	15	8	1	5	27/2.5



The Dan McHale File

Hometown Chatham, N.J.
College Kentucky
 (B.S. Business Administration, 2001)

Coaching Experience

University of Louisville	2001-03
Staff Assistant	
Manhattan College	2004-05
Director of Operations	
University of Louisville	2005-07
Director of Video Operations	
Iona College	2007-10
Assistant Coach	
Seton Hall University	2010-13
Assistant Coach	
University of Minnesota	2013-15
Assistant Coach	
Eastern Kentucky University	2015-
Head Coach	

Coaching Accomplishments

- Staff assistant on a Louisville team that went 25-7 and won the Conference USA Tournament in 2003
- Helped revitalize Iona College's program, as the Gaels won two games the year before he arrived and 21 games two years later
- Recruited NBA draft pick and 2012 MAAC Player of the Year Scott Machado to Iona
- Assistant coach on a Minnesota team that captured the 2013-14 National Invitation Tournament (NIT) crown

Dan McHale, a former University of Louisville assistant, was introduced as Eastern Kentucky's new head coach on April 9, 2015.

"We are ecstatic to welcome Coach Dan McHale and his family to the Colonel Family," Eastern Kentucky University President Michael Benson said. "Dan brings years of experience at some top-flight programs to ECU, along with ties to Kentucky and this region. He came to us with the highest recommendations from some of America's best coaches and we have every confidence he will take our basketball program to the next level."

Before being chosen as Eastern Kentucky's 20th head men's basketball coach, McHale completed his second season as an assistant coach at the University of Minnesota where he worked under head coach Richard Pitino. McHale got his coaching start under Hall of Fame coach Rick Pitino as a staff assistant at Louisville from 2001 to 2003.

"I'm extremely excited to be working at Eastern Kentucky University," McHale said. "I want to thank President Benson and Steve Lochmueller for this opportunity. With the leadership of these two, it's an honor to be a part of these exciting times at ECU. We are going to bring excitement to McBrayer Arena with a fast paced style of play. It's going to be fun for our players and our fans."

In his first season at Minnesota, McHale helped the Gophers to a NIT Championship and a 25-13 record that included wins over No. 9 Wisconsin and No. 11 Ohio State. The 25 victories are the second-most in program history. The 2014-15 squad won 18 games, including a victory at Michigan State, a team that would reach the Final Four.

"I am extremely excited and proud of Dan McHale," Richard Pitino said. "Eastern Kentucky is getting a tremendous coach and recruiter, but more importantly a great person. He will represent the Eastern Kentucky program in a first-class manner. There is no doubt in my mind that he will do great things there."

McHale served as a student manager for four seasons (1997-01) at Kentucky. He was part of one national championship team, four NCAA Tournament teams and three Southeastern Conference championships while working with Tubby Smith's Wildcats.

The Cardinals went 25-7, won the 2003 Conference USA Tournament title and reached the NCAA Tournament in McHale's second season as a staff assistant at Louisville. During his first stint he assisted with opponent scouting, game preparation and

on-campus recruiting. After one year as the director of operations at Manhattan College, McHale returned to UofL for two seasons as the director of video operations, overseeing advance scouting video and evaluation video of Cardinal players. In his second two-year stint at Louisville, the Cardinals won 45 games and played in two NCAA Tournaments.

"Dan is one of the hardest working coaches in our profession," Rick Pitino said. "I have great admiration for his dedication to our game. He is a great addition to our state."

In 2007, McHale joined Kevin Willard's first staff at Iona College. As an assistant, McHale helped lead the Gaels from two wins the season before the duo arrived to 12 wins their first season and 21 wins in year three at Iona. He recruited NBA draft pick and 2012 MAAC Player of the Year Scott Machado to Iona.

McHale followed Willard to Seton Hall when he was named head coach in 2010. In their second season, the Pirates won 20 games. While at Seton Hall, McHale was responsible for the Pirates' defensive game planning and spearheaded opponent scouting and game preparation.

"Eastern Kentucky has hit a home run with the hiring of Dan McHale, who is a rising star within the coaching ranks," Willard said. "He is not only a terrific recruiter and mentor of student-athletes, but he also has a great mind for the game of basketball. Dan has earned the opportunity to lead a basketball program, and with his outstanding knowledge, personality and work ethic, he will make a positive impact at Eastern Kentucky."

McHale will look to add to the success of the Rick Pitino coaching tree that includes Billy Donovan (Florida), Tubby Smith (Texas Tech), Mick Cronin (Cincinnati), Richard Pitino (Minnesota) and former ECU head coach Travis Ford (Oklahoma State).

McHale has caught the eye of one of America's top young college basketball coaches – Memphis head coach Josh Pastner.

"Dan is going to do an outstanding job at Eastern Kentucky University," said Pastner. "He is a tireless worker and will do the job with great principle and great work ethic. Eastern Kentucky got a winner in Dan McHale."

The Chatham, New Jersey native earned a bachelor's degree in business administration and graduated with honors from UK in 2001. McHale and his wife Jackie have two daughters, Lilly and Molly, and a son, Daniel.

Versus All Opponents

Auburn	0-1
Austin Peay	1-0
Ball State	1-1
Belmont	1-1
Berea College	1-0
Coppin State	1-0
Eastern Illinois	0-1
ETSU	0-1
Florida Atlantic	1-0
Georgia State	0-1
Idaho State	1-0
IUPUI	1-0
Jacksonville	1-0
Jacksonville State	2-0
Kentucky	0-1
Longwood	1-0
Marquette	1-0
Marshall	1-1
Morehead State	0-2
Murray State	0-1
SIUE	0-1
South Carolina State	1-0
Southeast Missouri	1-0
Southern Utah	1-0
Tennessee State	1-1
Tennessee Tech	0-2
Texas Tech	0-1
Thomas More	1-0
UNCW	0-2
UT Martin	0-1
West Virginia	0-1
Western Kentucky	1-1

Official Basketball Box Score -- Game Totals -- Final Statistics

IUPUI vs Eastern Kentucky

11/11/16 8:00 PM at Richmond, Ky. (Paul S. McBrayer Arena)

IUPUI 87 • 0-1

#	Player	Total		3-Ptr		Rebounds			PF	TP	A TO		Blk	Stl	Min
		FG-FGA	FG-FGA	FT-FTA	Off Def Tot										
15	O'LEARY, Matt	f	3-9	1-4	0-0	3	3	6	4	7	2	2	0	0	22
24	HALL, Evan	f	0-2	0-0	1-5	3	7	10	3	1	0	2	2	0	18
00	COMBS, Darell	g	10-19	1-5	7-8	0	0	0	4	28	4	3	0	1	37
00	THOMAS, Kellon	g	3-10	1-4	4-4	1	3	4	4	11	2	1	0	1	26
25	PATTERSON, Ron	g	4-8	3-6	0-0	0	0	0	5	11	1	3	1	0	23
01	HENDERSON, T.J.		3-7	2-5	2-2	1	2	3	5	10	1	0	0	0	18
11	JAMES, Josh		1-1	0-0	1-2	1	3	4	4	3	0	0	0	0	8
22	McCALL, D.J.		1-3	0-0	3-4	0	3	3	3	5	1	0	0	1	24
33	FRASER, Giovanni		1-1	0-0	0-0	0	0	0	1	2	0	1	0	0	4
45	BRENNAN, Aaron		3-6	1-1	2-2	0	4	4	4	9	3	2	2	0	20
Team					3	0	3								
Totals			29-66	9-25	20-27	12	25	37	37	87	14	14	5	3	200

FG % 1st Half: 10-30 33.3% 2nd half: 19-36 52.8% Game: 29-66 43.9% Deadball Rebounds 3,1
 3FG % 1st Half: 4-11 36.4% 2nd half: 5-14 35.7% Game: 9-25 36.0%
 FT % 1st Half: 4-7 57.1% 2nd half: 16-20 80.0% Game: 20-27 74.1%

Eastern Kentucky 97 • 1-0

#	Player	Total		3-Ptr		Rebounds			PF	TP	A TO		Blk	Stl	Min
		FG-FGA	FG-FGA	FT-FTA	Off Def Tot										
10	MAYO, Nick	f	5-10	2-4	12-12	2	6	8	4	24	1	3	1	0	29
12	CHARLES, Zach	f	2-4	0-0	3-4	2	4	6	5	7	2	0	2	0	21
02	GIST, Asante	g	2-8	1-5	16-22	1	6	7	4	21	5	3	0	0	30
05	MCGLONE, Isaac	g	2-9	1-4	6-7	0	3	3	3	11	2	2	0	2	36
11	BABB-HARRISON, Jayle	g	3-7	3-5	4-4	0	2	2	3	13	1	4	0	1	31
01	ADAMS, Marlon		1-3	0-0	0-0	0	5	5	3	2	0	1	0	0	15
03	DISHMAN, DeAndre		3-4	0-0	2-5	4	1	5	4	8	0	0	0	0	11
04	AVARE, Dillon		3-5	3-5	2-2	0	0	0	2	11	0	0	0	0	18
31	CHITTY, Parker		0-2	0-2	0-0	0	0	0	0	0	0	0	0	0	9
Team					1	0	1								
Totals			21-52	10-25	45-56	10	27	37	28	97	11	13	3	3	200

FG % 1st Half: 13-32 40.6% 2nd half: 8-20 40.0% Game: 21-52 40.4% Deadball Rebounds 6,2
 3FG % 1st Half: 6-15 40.0% 2nd half: 4-10 40.0% Game: 10-25 40.0%
 FT % 1st Half: 10-14 71.4% 2nd half: 35-42 83.3% Game: 45-56 80.4%

Officials: Eric Lowe, Aaron Denton, Shane Staggs
 Technical fouls: IUPUI-None. Eastern Kentucky-None.
 Attendance: 2300

Score by periods	1st	2nd	Total
IUPUI	28	59	87
Eastern Kentucky	42	55	97

Points	In Paint	Off T/O	2nd Chance	Fast Break	Bench
IUPUI	30	10	8	6	29
EKU	20	17	19	0	21

Last FG - IUPUI 2nd-04:50, EKU 2nd-04:50.

Largest lead - IUPUI by 1 1st-18:11, EKU by 24 2nd-14:06.

Score tied - 0 times.
 Lead changed - 2 times.

Official Basketball Box Score -- Game Totals -- Final Statistics

UNC Wilmington vs Eastern Kentucky

11/14/16 7:00 PM at Richmond, Ky. (Paul S. McBrayer Arena)

UNC Wilmington 78 • 2-0

#	Player	Total		3-Ptr		Rebounds			PF	TP	A TO		Blk	Stl	Min
		FG-FGA	FG-FGA	FT-FTA	Off Def Tot										
01	Flemmings, Chris	f	6-13	1-4	5-5	2	8	10	4	18	1	4	2	1	44
12	Bryce, C.J.	f	10-17	1-4	0-3	3	4	7	4	21	1	1	0	2	34
15	Cacok, Devontae	f	7-11	0-0	0-0	5	8	13	5	14	2	1	1	0	33
00	Mosley, Ambrose	g	2-8	1-4	0-0	2	2	4	3	5	0	0	0	1	25
10	Ingram, Denzel	g	4-13	0-6	0-0	1	1	2	3	8	5	0	1	1	28
02	Richmond, JaQuel		4-11	0-2	0-0	1	2	3	4	8	4	0	0	0	33
09	Fornes, Jaylen		0-0	0-0	0-2	0	0	0	2	0	0	2	0	1	9
13	Ogbodo, Chuck		2-3	0-0	0-0	1	0	1	1	4	1	0	1	0	7
21	Bryan, Marcus		0-0	0-0	0-0	0	0	0	1	0	1	0	0	1	12
Team					1	2	3								
Totals			35-76	3-20	5-10	16	27	43	27	78	15	8	5	7	225

FG % 1st Half: 16-36 44.4% 2nd half: 14-31 45.2% OT: 5-9 55.6% Game: 35-76 46.1% Deadball Rebounds 2
 3FG % 1st Half: 2-10 20.0% 2nd half: 1-7 14.3% OT: 0-3 0.0% Game: 3-20 15.0%
 FT % 1st Half: 0-2 0.0% 2nd half: 0-2 0.0% OT: 5-6 83.3% Game: 5-10 50.0%

Eastern Kentucky 69 • 1-1

#	Player	Total		3-Ptr		Rebounds			PF	TP	A TO		Blk	Stl	Min
		FG-FGA	FG-FGA	FT-FTA	Off Def Tot										
10	MAYO, Nick	f	7-17	0-3	6-6	1	6	7	2	20	2	3	1	0	42
11	BABB-HARRISON, Jayle	f	1-7	0-3	4-4	0	3	3	1	6	3	2	0	0	36
12	CHARLES, Zach	f	2-6	0-0	2-2	5	9	14	3	6	0	0	0	0	34
02	GIST, Asante	g	4-16	2-5	5-7	0	1	1	3	15	2	5	0	1	37
05	MCGLONE, Isaac	g	4-4	3-3	2-3	0	2	2	4	13	1	1	0	1	41
01	ADAMS, Marlon		2-2	0-0	3-7	1	2	3	1	7	0	0	0	0	9
03	DISHMAN, DeAndre		0-0	0-0	0-0	0	2	2	0	0	0	0	0	0	9
04	AVARE, Dillon		0-1	0-1	0-0	0	0	0	0	0	1	1	0	0	14
31	CHITTY, Parker		0-0	0-0	2-2	0	1	1	0	2	0	1	0	0	3
Team					2	2	4								
Totals			20-53	5-15	24-31	9	28	37	14	69	11	15	1	2	225

FG % 1st Half: 7-24 29.2% 2nd half: 12-24 50.0% OT: 1-5 20.0% Game: 20-53 37.7% Deadball Rebounds 4
 3FG % 1st Half: 2-6 33.3% 2nd half: 3-9 33.3% OT: 0-0 0.0% Game: 5-15 33.3%
 FT % 1st Half: 8-9 88.9% 2nd half: 12-18 66.7% OT: 4-4 100.0% Game: 24-31 77.4%

Officials: Barry Mathis, Steve Divine, Scott Johnson
 Technical fouls: UNC Wilmington-None. Eastern Kentucky-None.
 Attendance: 1850

Score by periods	1st	2nd	OT	Total
UNC Wilmington	34	29	15	78
Eastern Kentucky	24	39	6	69

Points	In Paint	Off T/O	2nd Chance	Fast Break	Bench
UNCW	38	26	10	8	12
EKU	30	11	8	4	9

Last FG - UNCW OT-01:51, EKU OT-00:30.

Largest lead - UNCW by 17 1st-07:23, EKU by 2 OT-04:42.
 UNCW led for 42:49, EKU led for 00:55. Game was tied for 01:05.

Score tied - 2 times.
 Lead changed - 4 times.

Official Basketball Box Score -- Game Totals -- Final Statistics

Eastern Kentucky vs Auburn

11/17/16 8:00 p.m. at Auburn Arena -- Auburn, Ala.

Eastern Kentucky 64 • 1-2

#	Player	Total		3-Ptr		Rebounds			PF	TP	A TO		Blk	Stl	Min
		FG-FGA	FG-FGA	FT-FTA	Off Def Tot										
10	MAYO, Nick	f	5-15	2-6	8-10	1	3	4	2	20	0	2	0	0	34
12	CHARLES, Zach	f	1-1	0-0	0-0	0	2	2	1	2	0	3	0	1	8
02	GIST, Asante	g	1-8	0-4	1-2	2	2	4	3	3	4	4	0	0	27
05	MCGLONE, Isaac	g	1-7	1-6	0-0	1	1	2	5	3	2	2	0	0	17
11	BABB-HARRISON, Jayle	g	5-11	2-5	2-2	0	3	3	2	14	0	1	0	2	24
01	ADAMS, Marlon		1-5	0-0	1-2	2	2	4	3	0	0	0	0	1	16
03	DISHMAN, DeAndre		4-7	0-0	0-0	3	1	4	4	8	0	1	1	1	28
04	AVARE, Dillon		4-9	3-8	0-0	2	0	2	2	11	0	1	0	0	31
21	ANDERSON, Lachlan		0-1	0-1	0-0	0	0	0	0	0	0	0	0	0	1
31	CHITTY, Parker		0-3	0-3	0-0	0	3	3	2	0	3	0	0	1	14
Team					1	2	3								
Totals			22-67	8-33	12-16	12	19	31	25	64	9	14	1	6	200

FG % 1st Half: 11-29 37.9% 2nd half: 11-38 28.9% Game: 22-67 32.8% Deadball Rebounds 3,3
 3FG % 1st Half: 6-16 37.5% 2nd half: 2-17 11.8% Game: 8-33 24.2%
 FT % 1st Half: 6-8 75.0% 2nd half: 6-8 75.0% Game: 12-16 75.0%

Auburn 85 • 3-0

#	Player	Total		3-Ptr		Rebounds			PF	TP	A		TO	Blk	Stl	Min
		FG	FGA	FG	FGA	FT	FTA	Off			Def	Total				
00	Spencer, Horace	f	2-5	0-0	0-1	4	4	8	4	4	1	0	0	0	0	19
03	Purifoy, Danjel	f	3-7	3-6	7-8	1	7	8	1	16	3	4	0	3	31	
01	Harper, Jared	g	1-7	1-4	3-6	0	0	0	1	6	2	1	0	0	23	
02	Brown, Bryce	g	1-6	0-2	3-6	1	5	6	2	5	3	0	0	2	23	
05	Heron, Mustapha	g	8-8	1-1	7-13	5	5	10	4	24	0	4	0	2	23	
04	Dunans, T.J.		1-9	0-1	1-2	1	5	6	0	3	0	3	0	0	17	
12	Smith, LaRon		2-2	0-0	0-0	2	2	4	2	4	0	2	2	0	21	
22	Macey, Will		0-1	0-1	0-0	0	0	0	0	0	0	0	0	0	1	
23	Lang, TJ		1-3	1-3	1-2	1	2	3	2	4	1	0	0	1	16	
24	McLemore, Anfernee		3-3	0-0	0-0	2	2	4	0	6	0	0	1	0	9	
35	Johnson, Ronnie		5-8	0-0	3-4	0	1	1	2	13	4	1	0	1	17	
	Team						1	0	1							

Official Basketball Box Score -- Game Totals -- Final Statistics Idaho State vs Eastern Kentucky 11/22/16 3:00 PM at Hard Rock Hotel, Riviera Maya, Mexico

Idaho State 82 • 0-4

		Total		3-Ptr		Rebounds									
#	Player		FG-FGA	FG-FGA	FT-FTA	Off	Def	Tot	PF	TP	A	TO	Blk	Stl	Min
24	LENNOX, Stephen	r	0-1	0-0	0-0	0	5	5	1	0	2	2	1	0	31
13	TOPALOVIC, Novak	c	3-4	0-0	4-6	3	6	9	4	10	2	1	0	0	23
01	LUZCANDO, Geno	g	8-13	1-3	3-6	5	6	11	0	20	3	11	0	7	42
15	BOYD, Brandon	g	9-16	4-6	3-5	0	1	1	3	25	2	6	0	4	43
25	CHIVICHYAN, Gary	g	4-12	3-10	0-0	0	2	2	3	11	0	1	0	0	35
00	GARRITY, Hayes		0-3	0-1	0-1	0	0	0	1	0	2	4	0	0	12
05	JONES, Robert		3-4	2-2	2-2	0	3	3	5	10	1	4	0	2	20
11	NAKKEN, Erik		2-3	2-3	0-0	0	1	1	1	6	0	1	0	0	13
32	MCCSAN, Balint		0-1	0-1	0-0	0	0	0	1	0	0	0	0	0	6
Team						1	2	3							
Totals			29-57	12-26	12-20	9	26	35	19	82	12	30	1	13	225
FG % 1st Half: 15-27		55.6%	2nd half: 11-20	55.0%	OT: 3-10	30.0%	Game: 29-57	50.9%	Deadball						
3FG % 1st Half: 7-12		58.3%	2nd half: 3-7	42.9%	OT: 2-7	28.6%	Game: 12-26	46.2%	Rebounds						
FT % 1st Half: 1-3		33.3%	2nd half: 8-12	66.7%	OT: 3-5	60.0%	Game: 12-20	60.0%	4						

Eastern Kentucky 91 • 2-3

#	Player	Total		3-Ptr		Rebounds		PF	TP	A	TO	Blk	Stl	Min	
		FG-FGA	FG-FGA	FT-FTA	FT-FTA	Off	Def								Tot
10	MAYO, Nick	r	8-16	2-2	3-4	7	3	10	3	21	4	3	1	2	35
12	CHARLES, Zach	r	1-3	0-0	8-10	2	5	7	1	10	1	2	2	3	27
02	GIST, Asante	g	1-9	1-8	2-2	0	1	1	4	5	3	4	0	1	21
05	MCGLOONE, Isaac	g	2-5	2-3	3-3	0	0	0	4	9	2	1	0	5	31
11	BABB-HARRISON,Jayle	g	7-18	2-12	4-4	1	6	7	1	20	7	2	0	3	39
01	ADAMS, Marlon		3-4	0-0	1-2	2	3	5	2	7	0	3	1	0	18
03	DISHMAN, DeAndre		2-2	0-0	0-0	0	3	3	0	4	0	2	0	1	14
04	AVARE, Dillon		4-7	4-7	0-0	1	1	2	4	12	2	4	0	2	31
31	CHITTY, Parker		1-3	1-3	0-0	0	1	1	3	3	2	0	0	0	9
Team						1	0	1							
Totals			29-67	12-35	21-25	14	23	37	22	91	21	21	4	17	225
FG % 1st Half: 10-26		38.5%	2nd half: 14-35	40.0%	OT: 5-6	83.3%	Game: 29-67	43.3%	Deadball						
3FG % 1st Half: 4-15		26.7%	2nd half: 4-15	26.7%	OT: 4-5	80.0%	Game: 12-35	34.3%	Rebounds						
FT % 1st Half: 11-13		84.6%	2nd half: 4-6	66.7%	OT: 6-6	100.0	Game: 21-25	84.0%	2						

Officials: Mark Maslona, Peter Juzenas, Jeff Spedoske
Technical fouls: Idaho State-None. Eastern Kentucky-None.
Attendance: 1610
2016 Triple Crown Sports Cancun Challenge

Score by periods	1st	2nd	OT	Total
Idaho State	38	33	11	82
Eastern Kentucky	35	36	20	91

Last FG - ISU OT-00:17, EKU OT-00:53.
Largest lead - ISU by 12 1st-07:28, EKU by 11 OT-00:28.
ISU led for 26:36. EKU led for 11:13. Game was tied for 06:51.

In Paint 32 32 14 14 16 26
Off T/O 12 14 14 16
2nd Chance 14 14 12 16
Fast Break 14 16
Bench 16 26
Score tied - 8 times.
Lead changed - 6 times.

Official Basketball Box Score -- Game Totals -- Final Statistics Eastern Kentucky vs Georgia State 11/23/16 3:00 PM at Hard Rock Hotel, Riviera Maya, Mexico

Eastern Kentucky 65 • 2-4

#	Player	Total			3-Ptr		Rebounds		PF	TP	A	TO	Blk	Stl	Min
		FG-FGA	FG-FGA	FT-FTA	Off	Def	Tot								
10	MAYO, Nick	f	7-11	1-2	6-7	5	1	6	4	21	2	4	0	0	37
12	CHARLES, Zach	f	3-7	0-0	4-6	4	4	8	3	10	1	0	2	1	25
02	GIST, Asante	g	4-13	2-7	6-6	0	1	1	4	16	5	6	0	2	33
05	MCGLOONE, Isaac	g	1-6	1-6	0-0	1	0	1	4	3	3	1	0	1	27
11	BABB-HARRISON,Jaylen	g	4-15	1-9	0-0	0	6	6	1	9	0	2	0	2	35
01	ADAMS, Marlon		1-3	0-0	0-0	7	1	8	3	2	1	2	0	0	11
03	DISHMAN, DeAndre		0-1	0-0	1-2	0	2	2	0	1	0	0	0	0	5
04	AVARE, Dillon		1-5	1-5	0-0	0	1	1	0	3	0	2	0	0	22
14	PARKE, Daniel		0-0	0-0	0-0	0	0	0	0	0	0	0	0	0	1
15	HUMPHREY, Kirkland		0-0	0-0	0-0	0	0	0	0	0	0	0	0	0	1
21	ANDERSON, Lachlan		0-0	0-0	0-0	1	0	1	0	0	0	0	0	0	1
31	CHITTY, Parker		0-2	0-2	0-0	0	0	0	0	0	1	1	0	0	2
Team						1	1	2							
Totals			21-63	6-31	17-21	19	17	36	19	65	13	18	2	6	200
FG % 1st Half: 11-31		35.5%	2nd half: 10-32	31.3%	Game: 21-63	33.3%	Deadball								
3FG % 1st Half: 3-16		18.8%	2nd half: 3-15	20.0%	Game: 6-31	19.4%	Rebounds								
FT % 1st Half: 8-9		88.9%	2nd half: 9-12	75.0%	Game: 17-21	81.0%	3,2								

Georgia State 82 • 3-2

#	Player	Total			3-Ptr		Rebounds		PF	TP	A	TO	Blk	Stl	Min
		FG-FGA	FG-FGA	FT-FTA	Off	Def	Tot								
01	Hollowell, Jeremy	f	3-7	0-2	1-3	0	4	4	2	6	1	3	0	2	26
21	Clayton, Willie	f	4-5	0-0	1-3	7	8	15	3	9	0	4	0	1	27
04	Dennis, Isaiah	g	3-6	0-0	2-3	2	0	2	1	8	1	1	0	1	13
15	Simmons, D'Marcus	g	3-9	0-1	2-2	1	2	3	0	8	0	1	0	3	23
30	Thomas, Jeff	g	3-7	1-4	0-0	0	1	1	1	7	2	1	0	2	13
00	Felton, Nile		0-0	0-0	0-0	0	0	0	0	0	0	0	0	0	1
02	Benlevi, Malik		3-5	1-2	4-6	0	1	1	4	11	4	0	0	1	21
10	Donaldson, Austin		0-1	0-0	0-0	0	0	0	0	0	0	0	0	0	2
11	Williams, Isaiah		6-8	2-2	4-4	0	3	3	2	18	1	1	1	2	26
14	Clerkley, Chris		0-0	0-0	0-0	0	0	0	0	0	0	0	0	0	1
20	Seymour, Justin		5-6	5-6	0-0	0	3	3	15	3	2	0	0	0	32
23	Session, Jordan		0-2	0-0	0-0	2	0	2	3	0	0	0	0	0	12
24	Mitchell, Devin		0-1	0-1	0-0	0	0	0	0	0	0	1	0	0	2
34	Cagle, Carter		0-0	0-0	0-0	0	0	0	0	0	0	0	0	0	1
	Team					0	1	1							
Totals			30-57	9-18	13-19	12	23	35	19	82	12	15	2	13	200
FG % 1st Half: 16-33		48.5%	2nd half: 14-24	58.3%	Game: 30-57	52.6%	Deadball								
3FG % 1st Half: 5-11		45.5%	2nd half: 4-7	57.1%	Game: 9-18	50.0%	Rebounds								
FT % 1st Half: 4-6		66.7%	2nd half: 9-13	69.2%	Game: 13-19	68.4%	2,1								

Officials: Darryl Smith, Jeff Spedoske, Kenny Clark
Technical fouls: Eastern Kentucky-None. Georgia State-None.
Attendance: 1610
Triple Crown Sports Cancun Challenge

Score by periods	1st	2nd	Total
Eastern Kentucky	33	32	65
Georgia State	41	41	82

Last FG - EKU 2nd-00:20, GSU 2nd-00:33.
Largest lead - EKU by 10 1st-14:46, GSU by 21 2nd-01:10.
EKU led for 06:08. GSU led for 32:58. Game was tied for 00:53.

Score tied - 1 time.
Lead changed - 2 times.

Official Basketball Box Score -- Game Totals -- Final Statistics Berea College vs Eastern Kentucky 11/26/16 7:00 p.m. at Richmond, Ky. (Paul McBrayer Arena)

Berea College 64 • 2-3

#	Player		Total	3-Ptr	Rebounds										
			FG-FGA	FG-FGA	FT-FTA	Off	Def	Tot	PF	TP	A	TO	Blk	Stl	Min
31	Bizzle-Brown, Dyonta	f	3-5	1-2	3-6	3	3	6	4	10	0	3	0	0	18
40	Hinton, Gabe	f	0-1	0-0	1-2	3	2	5	3	1	0	1	0	0	17
03	Miller, Terique	g	1-5	1-3	0-0	0	4	4	0	3	2	1	0	0	27
10	Parker, Richard	g	2-13	2-9	3-4	0	3	3	3	9	3	2	0	0	26
12	Myrks-Brewer,Anthony	g	3-5	1-2	7-9	2	5	7	3	14	3	2	0	4	25
02	Glasgow, Austin	g	2-4	0-2	0-0	0	1	1	4	4	2	3	0	1	19
05	Butts, Stephen		2-7	2-7	0-1	1	2	3	3	6	2	2	0	0	21
23	McCollum, Nick		3-9	2-7	4-7	0	1	1	2	12	1	1	0	1	24
24	Martin, Lawrence		0-3	0-2	2-2	0	3	3	1	2	0	2	0	0	12
3	Keibler, Jacob		0-0	0-0	1-2	0	2	2	0	1	0	0	1	0	9
44	Aten, Alex		1-1	0-0	0-0	0	0	0	0	2	0	1	1	0	2
	Team					1	0	1			1				
Totals			17-53	9-34	21-33	10	26	36	23	64	13	19	3	6	200
FG % 1st Half: 9-26 34.6%			2nd half: 8-27 29.6%			Game: 17-53 32.1%			2nd half: 9-24 37.5%			Deadball Rebounds 4			
3FG % 1st Half: 4-17 23.5%			2nd half: 1-7 14.3%			Game: 5-24 20.8%			2nd half: 2-10 20.0%						
FT % 1st Half: 7-11 63.6%			2nd half: 14-27 51.9%			Game: 21-33 63.6%			2nd half: 10-19 52.6%						

Official Basketball Box Score -- Game Totals -- Final Statistics
Marshall vs Eastern Kentucky
12/03/16 4:00 PM at Richmond, Ky. (Paul S. McBrayer Arena)

Marshall 80 • 5-2

#	Player		Total		3-Ptr		Rebounds			PF	TP	A TO Blk Stl				Min
			FG-FGA	FG-FGA	FT-FTA	Off	Def	Tot	A			TO	Blk	Stl		
11	PENAVA, Ajdin	f	3-4	1-2	2-5	2	4	6	4	9	1	0	0	0	17	
25	TAYLOR, Ryan	f	5-16	0-3	9-12	0	6	6	4	19	4	2	0	1	30	
02	BROWNING, Stevie	g	3-11	1-5	2-2	2	1	3	4	9	1	3	0	2	29	
33	ELMORE, Jon	g	6-19	3-11	4-6	1	1	2	3	19	7	7	1	3	38	
35	LOOP, Austin	g	3-8	3-8	1-1	2	3	5	3	10	2	1	1	2	36	
05	ALLISON, Ky're		4-6	4-6	2-2	1	2	3	5	14	0	1	0	1	19	
21	NIKOLIC, Aleksa		0-1	0-1	0-0	2	4	6	2	0	1	1	0	1	19	
50	MIOVIC, Milan		0-0	0-0	0-0	0	2	2	2	0	0	1	0	0	12	
Team						1	1	2								
Totals			24-65	12-36	20-28	11	24	35	27	80	16	16	2	10	200	
FG % 1st Half: 12-33 36.4%			2nd half: 12-32 37.5%		Game: 24-65 36.9%		Deadball									
3FG % 1st Half: 6-19 31.6%			2nd half: 6-17 35.3%		Game: 12-36 33.3%		Rebounds									
FT % 1st Half: 8-12 66.7%			2nd half: 12-16 75.0%		Game: 20-28 71.4%											

Eastern Kentucky 89 • 5-4

#	Player		Total		3-Ptr		Rebounds			PF	TP	A TO Blk Stl				Min
			FG-FGA	FG-FGA	FT-FTA	Off	Def	Tot	A			TO	Blk	Stl		
10	MAYO, Nick	f	11-16	3-4	5-7	1	9	10	3	30	4	5	1	0	37	
12	CHARLES, Zach	f	2-2	0-0	3-8	1	5	6	2	7	2	2	1	3	22	
02	GIST, Asante	g	4-10	2-7	3-5	1	5	6	5	13	5	7	0	0	30	
05	MCGLONE, Isaac	g	3-6	2-4	3-4	0	4	4	3	11	5	2	0	1	35	
11	BABB-HARRISON, Jayle	g	4-10	2-8	5-5	0	6	6	4	15	3	2	1	0	27	
01	ADAMS, Marlon		1-4	0-0	0-0	1	2	3	1	2	1	0	0	0	10	
03	DISHMAN, DeAndre		1-2	0-0	1-2	2	2	4	4	3	1	1	0	0	8	
04	AVARE, Dillon		2-5	2-5	0-0	0	1	1	3	6	1	1	0	0	21	
31	CHITTY, Parker		0-0	0-0	2-2	0	0	0	2	2	0	0	0	1	10	
Team						2	0	2				1				
Totals				28-55	11-28	22-33	8	34	42	27	89	22	21	3	5	200
FG % 1st Half: 14-32 43.8% 2nd half: 14-23 60.9% Game: 28-55 50.9% Deadball																
3FG % 1st Half: 6-18 33.3% 2nd half: 5-10 50.0% Game: 11-28 39.3% Rebounds																
FT % 1st Half: 5-6 83.3% 2nd half: 17-27 63.0% Game: 22-33 66.7%																

Officials: Rick Shoulders, Blake Harris, Chris Ford
 Technical fouls: Marshall-None. Eastern Kentucky-None.
 Attendance: 2100

Score by periods	1st	2nd	Total
Marshall	38	42	80
Eastern Kentucky	39	50	89

Last FG - MAR 2nd-00:43, ECU 2nd-01:12.
 Largest lead - MAR by 2 2nd-19:37, ECU by 16 2nd-05:21.
 MAR led for 01:38. ECU led for 51:33. Game was tied for 05:26.

Points	In	Off	2nd	Fast	Bench
MAR	Paint	T/O	Chance	Break	
24	24	17	13	4	14
EKU	32	25	7	6	13

Score tied - 7 times.
 Lead changed - 4 times.

Official Basketball Box Score -- Game Totals -- Final Statistics
Eastern Kentucky vs Jacksonville University
12/07/16 7:00 PM at Historic Swisher Gym

Eastern Kentucky 80 • 6-4

#	Player		Total		3-Ptr		Rebounds			PF	TP	A TO Blk Stl				Min
			FG-FGA	FG-FGA	FT-FTA	Off	Def	Total	Off			Def	Total			
01	ADAMS, Marlon	f	2-3	0-0	2-5	1	2	3	1	6	0	2	0	1	23	
10	MAYO, Nick	f	5-11	0-0	3-3	0	5	5	2	13	0	0	1	0	37	
12	CHARLES, Zach	f	4-5	0-0	2-2	2	10	12	3	10	1	1	1	0	31	
02	GIST, Asante	g	8-16	2-6	6-8	1	1	2	4	24	6	4	0	1	33	
05	MCGLONE, Isaac	g	6-10	2-4	6-7	1	2	3	4	20	2	3	0	3	36	
03	DISHMAN, DeAndre		1-1	0-0	2-2	0	2	2	0	4	1	1	1	1	13	
04	AVARE, Dillon		0-1	0-1	0-0	0	0	0	4	0	0	0	0	0	13	
14	PARKE, Daniel		0-0	0-0	0-0	0	0	0	0	0	0	0	0	1	0+	
31	CHITTY, Parker		1-2	1-2	0-0	0	2	2	3	3	0	1	0	0	14	
Team						1	1	2								
Totals			27-49	5-13	21-27	6	25	31	21	80	10	12	3	7	200	
FG % 1st Half: 12-25 48.0% 2nd half: 15-24 62.5% Game: 27-49 55.1% Deadball																
3FG % 1st Half: 3-8 37.5% 2nd half: 2-5 40.0% Game: 5-13 38.5% Rebounds																
FT % 1st Half: 5-6 83.3% 2nd half: 16-21 76.2% Game: 21-27 77.8% 2																

Jacksonville University 76 • 6-4

#	Player		Total		3-Ptr		Rebounds			PF	TP	A TO Blk Stl				Min
			FG-FGA	FG-FGA	FT-FTA	Off	Def	Tot	Off			Def	Tot			
11	EL MANASTERLY, Omar	f	1-1	0-0	0-0	0	0	0	2	2	0	0	0	2	13	
15	HOLDER, J.R.	f	3-9	1-3	2-6	1	3	4	0	9	2	1	0	2	38	
33	HELGELEND, Cody	f	5-10	2-6	0-0	1	2	3	2	12	0	2	0	0	28	
03	HARRIS, Devin	g	6-8	0-1	4-8	1	4	5	4	16	5	1	1	2	32	
10	FERNANDEZ, Darien	g	4-12	2-5	9-10	0	4	4	5	19	6	3	0	2	37	
05	DAWKINS, Darius		3-5	3-5	0-0	0	0	0	2	9	2	0	0	0	11	
22	MISTERS, Andris		2-3	1-1	0-0	0	1	1	0	5	0	1	0	1	12	
25	CLAYTON, Antwon		2-4	0-1	0-0	1	2	3	3	4	1	0	0	0	12	
34	AUSTIN, Demontrez		0-0	0-0	0-0	0	2	2	3	0	0	0	0	0	17	
Team						1	2	3								
Totals			26-52	9-22	15-24	5	20	25	21	76	16	9	1	9	200	
FG % 1st Half: 14-30 46.7% 2nd half: 12-22 54.5% Game: 26-52 50.0%																
3FG % 1st Half: 5-10 50.0% 2nd half: 4-12 33.3% Game: 9-22 40.9%																
FT % 1st Half: 4-8 50.0% 2nd half: 11-16 68.8% Game: 15-24 62.5%																
															Deadball Rebounds 5	

Officials: Jeff Pon, Archibald Whaley, Ray Acosta
 Technical fouls: Eastern Kentucky-None. Jacksonville University-None.
 Attendance: 1152

Score by periods	1st	2nd	Total
Eastern Kentucky	32	46	80
Jacksonville University	37	39	76

Points	In	Off	2nd	Fast	Bench
MAR	Paint	T/O	Chance	Break	
34	34	12	9	2	7
EKU	32	20	2	9	18

Last FG - ECU 2nd-01:42, JU 2nd-00:41.
 Largest lead - ECU by 8 2nd-03:00, JU by 11 1st-04:28.
 ECU led for 13:23. JU led for 22:08. Game was tied for 04:12.

Score tied - 9 times.
 Lead changed - 11 times.

Official Basketball Box Score -- Game Totals -- Final Statistics
Eastern Kentucky vs Ball State
12/10/16 2 p.m. at Muncie, Ind. (Worthen Arena)

Eastern Kentucky 86 • 6-5

#	Player		Total			3-Ptr			Rebounds			PF	TP	A TO Blk Stl				Min
			FG-FGA	FG-FGA	FT-FTA	Off	Def	Total	Off	Def	Total							
01	ADAMS, Marlon	f	5-7	0-0	1-3	0	5	5	5	11	0	0	0	1	20			
10	MAYO, Nick	f	7-14	0-3	3-4	1	5	6	2	17	3	3	1	2	40			
12	CHARLES, Zach	f	1-6	0-0	3-3	2	3	5	4	5	0	0	0	0	27			
02	GIST, Asante	g	7-14	5-11	0-0	1	3	4	5	19	4	7	0	2	31			
05	MCGLONE, Isaac	g	3-11	1-7	0-0	0	3	3	4	7	9	4	1	3	40			
03	DISHMAN, DeAndre		5-5	0-0	2-4	2	4	6	0	12	0	0	1	1	18			
04	AVARE, Dillon		5-10	5-9	0-0	1	0	1	2	15	1	1	0	1	30			
31	CHITTY, Parker		0-5	0-3	0-0	1	3	4	4	0	4	0	0	0	19			
Team						0	2	2										
Totals			33-72	11-33	9-14	8	28	36	26	86	21	15	3	10	225			
FG % 1st Half: 16-33 48.5% 2nd half: 14-27 51.9% OT: 3-12 25.0% Game: 33-72 45.8% Deadball Rebounds																		
3FG % 1st Half: 5-14 35.7% 2nd half: 5-13 38.5% OT: 1-6 16.7% Game: 11-33 33.3%																		
FT % 1st Half: 6-7 85.7% 2nd half: 2-5 40.0% OT: 1-2 50.0% Game: 9-14 64.3% 1																		

Ball State 91 • 6-4

#	Player		Total		3-Ptr		Rebounds			PF	TP	A TO Blk Stl				Min
			FG-FGA	FG-FGA	FT-FTA	Off	Def	Tot	Off			Def	Tot			
15	HOUSE, Franko	f	3-5	1-1	2-2	5	7	12	5	9	2	1	0	0	21	
33	WEBER, Ryan	f	1-8	0-5	4-4	2	4	6	0	6	3	2	1	2	37	
41	MOSES, Trey	c	6-8	0-0	6-8	3	11	14	4	18	1	3	0	1	34	
02	PERSONS, Tayler	g	7-16	1-3	6-12	0	5	5	1	21	9	6	0	5	42	
34	SELLERS, Sean	g	10-14	7-10	5-6	0	3	3	2	32	0	1	1	2	41	
00	KIAPWAY, Francis		1-6	1-5	0-0	0	1	1	2	3	1	1	0	0	20	
14	MALLERS, Kyle		0-6	0-4	0-0	0	0	0	2	0	1	1	0	0	20	
35	GUEYE, DouDou		1-1	0-0	0-0	2	1	3	1	2	0	0	0	0	10	
Team						0	3	3								
Totals			29-64	10-28	23-32	12	35	47	17	91	17	15	2	10	225	
FG % 1st Half: 14-32 43.8%			2nd half: 12-28 42.9%	OT: 3-4 75.0%	Game: 29-64 45.3%			Deadball								
3FG % 1st Half: 4-17 23.5%			2nd half: 5-10 50.0%	OT: 1-1 100.0%	Game: 10-28 35.7%			Rebounds								
FT % 1st Half: 8-9 88.9%			2nd half: 9-13 69.2%	OT: 6-10 60.0%	Game: 23-32 71.9%			4								

Radio / Television Roster



#0 Dujuanta Weaver
Guard • 5-10 • 170 • So.
Louisville, Ky.
Doss High School



#1 Marlon Adams
F • 6-6 • 215 • Fr.
Middletown, N.Y.
Believe Prep Academy (S.C.)



#2 Asante Gist
Guard • 5-11 • 185 • Fr.
East Orange, N.J.
St. Anthony High School



#3 DeAndre Dishman
Forward • 6-6 • 215 • Fr.
Lexington, Ky.
Bryan Station High School



#4 Dillon Avare
Guard • 6-0 • 160 • r-Jr.
Lexington, Ky.
University of Louisville



#5 Isaac McGlone
Guard • 6-2 • 175 • Sr.
Lancaster, Ohio
Bloom-Carroll HS



#10 Nick Mayo
Forward • 6-9 • 220 • Fr.
Oakland, Me.
Messalonskee High School



#11 Jaylen Babb-Harrison
Wing • 6-4 • 187 • R-Jr.
Ajax, Ontario
J. Clarke Richardson High School



#12 Zach Charles
Forward • 6-7 • 210 • Jr.
Mesquite, Texas
McLennan Community College



#14 Daniel Parke
Guard • 6-1 • 165 • So.
Richmond, Ky.
Transylvania University



#15 Kirkland Humphrey
Guard • 6-0 • 160 • Fr.
Richmond, Ky.
Madison Central High School



#21 Lachlan Anderson
Forward • 6-8 • 190 • Fr.
Melbourne, Australia
St. Gregory's College



#22 Trevor Hill
Guard • 6-1 • 175 • Fr.
Corbin, Ky.
Lexington Christian Academy



#25 Oliver Bishop
Guard • 6-0 • 170 • R-So.
Chicago, Ill.
Portage High School



#31 Parker Chitty
Guard • 6-2 • 190 • Fr.
Columbus, Ind.
Columbus East High School



Dan McHale
Head Coach
Second Season
Kentucky, 2001



Reece Gaines
Assistant Coach
Second Season
Louisville, 2003



Ryan Whalen
Assistant Coach
First Season
St. Joseph's, 2008



Terrence Commodore
Assistant Coach
Second Season
Eastern Kentucky, 2007



Bobby DiRaimo
Graduate Assistant
Second Season
Louisville, 2015