

Louisville Basketball Quick Facts

Location	Louisville, Ky. 40292
Founded / Enrollment	1798 / 22,000
Nickname / Colors	Cardinals / Red & Black
Conference	Atlantic Coast
Home Court	KFC Yum! Center (22,000)
Acting President	Dr. Neville Pinto
Vice President for Athletics	Tom Jurich
Head Coach	Rick Pitino (UMass '74)
U of L Record	400-135 (16th yr.)
Overall Record	754-263 (32nd yr.)
Associate Head Coach	Kenny Johnson
Assistant Coaches	Mike Balado, David Padgett
Dir. of Basketball Operations	Michael Bowden
All-Time Record	1,787-893 (103rd yr.)
All-Time NCAA Tournament Record	75-42
	(41 Appearances, 10 Final Fours, Three NCAA Championships - 1980, 1986, 2013)
Important Phone Numbers	
Athletics Office	(502) 852-5732
Basketball Office	(502) 852-6651
Sports Information Office	(502) 852-6581
SID - Kenny Klein, cell	(502) 599-7865
email:	kenny@GoCards.com

2016-17 Schedule / Results

Date	Opponent	TV	Time (ET)
November			
Thur. 3	KENTUCKY WESLEYAN ~ ACCNE	W	109-71
Mon. 7	BELLARMINE ~	ACCNE	W 81-60
Fri. 11	EVANSVILLE	ACCNE	W 78-47
Mon. 14	WILLIAM & MARY	RSN	W 91-58
Thur. 17	LONG BEACH STATE +....	ACCNE	W 88-56
Wed. 23	Old Dominion #	AXS-TV	W 68-62ot
Thur. 24	Wichita State #	ESPN	W 62-52
Fri. 25	No. 20/rv Baylor #	ESPN	L 63-66
Wed. 30	No. 15/16 PURDUE *	ESPN	W 71-64
December			
Sat. 3	at Grand Canyon	WAVE	W 79-70
Wed. 7	SOUTHERN ILLINOIS	RSN	W 74-51
Sat. 10	TEXAS SOUTHERN	RSN	W 102-71
Sat. 17	EASTERN KENTUCKY !	RSN	Noon
Wed. 21	KENTUCKY	ESPN	7:00 p.m.
Wed. 28	VIRGINIA	ESPN2	7:00 p.m.
Sat. 31	Indiana ^	CBS	12:30 p.m.
January			
Wed. 4	at Notre Dame	ACCN/WAVE	9:00 p.m.
Sat. 7	at Georgia Tech	ACCN/WHAS	2:00 p.m.
Wed. 11	PITTSBURGH	RSN	7:00 p.m.
Sat. 14	DUKE	ESPN or ESPN2	Noon
Thur. 19	CLEMSON	ESPN or ESPN2	9:00 p.m.
Sat. 21	at Florida State ...	ESPN or ESPN2	2:00 p.m.
Tues. 24	at Pittsburgh	ESPNU	7:00 p.m.
Sun. 29	NC STATE	ACCN/WAVE	1:00 p.m.
February			
Sat. 4	at Boston College	ACCN/WHAS	3:00 p.m.
Mon. 6	at Virginia	ESPN	7:00 p.m.
Sat. 11	MIAMI	ESPN or ESPN2	TBA
Mon. 13	at Syracuse	ESPN	7:00 p.m.
Sat. 18	VIRGINIA TECH	ACCN/WAVE	1:00 p.m.
Wed. 22	at North Carolina	ESPN	9:00 p.m.
Sun. 26	SYRACUSE	CBS	2:00 p.m.
March			
Wed. 1	at Wake Forest	RSN	9:00 p.m.
Sat. 4	NOTRE DAME	CBS	2:00 p.m.
Tues. 7-	at ACC Championship	TBA	TBA
Sat. 11	(Barclays Center, Brooklyn, NY)		
~ exhibition game			
+ Battle 4 Atlantis, Louisville, KY			
# Battle 4 Atlantis, Paradise Island, Bahamas			
* ACC/Big 10 Challenge, Louisville, KY			
! Billy Minardi Classic, Louisville, KY			
^ at Bankers Life Arena, Indianapolis, Ind.			



LOUISVILLE BASKETBALL

1980, 1986, 2013 NCAA Champions □ 10 NCAA Final Fours □ 41 NCAA Tournament Appearances

Sports Information ♦ University of Louisville ♦ Louisville, KY 40292 ♦ www.GoCards.com
Phone: (502) 852-6581 ♦ Fax: (502) 852-7401 ♦ email: kenny@GoCards.com ♦ Twitter: @KKCards

Louisville Cardinals (9-1)

vs. Eastern Kentucky Colonels (6-5)



Saturday, Dec. 17 ■ 12:05 p.m. ET ■ KFC Yum! Center ■ Louisville, Ky.

PROBABLE STARTING LINEUPS

Louisville (9-1)	Ht.	Wt.	Yr.	PPG	RPG	Hometown
F 10 Jaylen JOHNSON	6-9	230	Jr.	9.4	8.2	Ypsilanti, Mich.
F 22 Deng ADEL	6-7	200	So.	10.0	4.8	Melbourne, Australia
C 12 Mangok MATHIANG	6-10	220	Sr.	7.5	6.6	Melbourne, Australia
G 4 Quentin SNIDER	6-2	175	Jr.	10.8	2.6	Louisville, Ky.
G 45 Donovan MITCHELL	6-3	195	So.	11.4	5.6	Greenwich, Conn.

Eastern Kentucky (6-5)	Ht.	Wt.	Yr.	PPG	RPG	Hometown
F 1 Marlon ADAMS	6-6	215	Fr.	5.2	4.7	Middletown, N.Y.
F 10 Nick MAYO	6-9	235	So.	19.3	6.4	Oakland, Me.
F 12 Zach CHARLES	6-7	210	Jr.	7.6	6.8	Mesquite, Texas
G 2 Asante GIST	5-11	185	Fr.	14.4	3.2	East Orange, N.J.
G 5 Isaac McGLONE	6-2	175	Sr.	10.1	2.0	Lancaster, Ohio

Head Coach: Dan McHale (Kentucky '01) 21-21 in second year at EKU and overall.

After a week off to complete final exams, Louisville will play its third of five straight at home in the KFC Yum! Center as the Cardinals face the Eastern Kentucky Colonels in the 15th annual Billy Minardi Classic presented by Sun Tan City and Planet Fitness on Saturday. The event is named in memory of Pitino's brother-in-law who died in the Sept. 11, 2001 terrorist attacks on the World Trade Center. Louisville won its fourth straight last Saturday, a 102-71 victory over Texas Southern as Quentin Snider's 15 points and four assists led six Cardinals in double figures. Eastern Kentucky (6-5), guided by former UofL Director of Video Operations Dan McHale as its second-year head coach, had won four straight before falling 91-86 in overtime at Ball State on Dec. 10 in its last outing.

GAME FACTS

Site: KFC Yum! Center/Crum Court, Louisville, Ky. (22,000) (105-14 in 7th year)
Television: ACC Regional Sports Networks Wes Durham, play-by-play; Mike Gminski, analyst. Specifics on where to watch may be found on page 4 of these notes.
Radio: WHAS (840 AM) - Paul Rogers, play-by-play; Bob Valvano, analyst (Sirius channel 145, XM 201, Internet 965)
Series History: UofL leads 51-22 (38-4 in Louisville, 10-17 in Richmond, 3-1 neutral).
Last Meeting: UofL 78, Eastern Kentucky 63 (Dec. 30, 2004 at Freedom Hall)
UofL National Ranking: 11th USA Today, 11th Associated Press
Officials: Tim Comer, Jerry Heater, Jeff Pon
Next UofL Game: Dec. 21 vs. Kentucky, KFC Yum! Center, 7 p.m. ET (ESPN)

CARD FILE

■ UofL has a **9-2** record in games following at least a seven-day break over the last five years (since 2012-13).
■ UofL **Coach Rick Pitino**, who has a 400-135 record in his 16th season at Louisville, won his **400th victory** with the Cardinals last Saturday vs. Texas Southern. He won his **750th** career collegiate victory when the Cards beat Wichita State on Nov. 24. He is one of five active coaches with at least 750 victories.
■ Louisville has a **29-4** record during the month of December over the last five years, winning 17 of its last 20 in that month.
■ Louisville has won **52 of its last 53** non-conference games at home in the KFC Yum! Center, spanning the last seven seasons. UofL has an overall 105-14 record in the spectacular arena, including a 61-3 record against non-conference opponents. The Cards have won their last 16 home games vs. non-conference opponents.
■ **Donovan Mitchell** leads the ACC and is 13th in the nation in steals (2.6 per game). His seven steals against Old Dominion matched the fourth-most ever at UofL. His 26 steals in 10 games is one more than he had his entire freshman year.
■ Louisville's **155 victories** over the last six years are the **fifth-most wins in the nation** in that stretch. The Cards are one of just three teams to win at least 30 games in three of the last five seasons (30-10 in 2011-12, 35-5 in '12-13, 31-6 in '13-14).
■ Louisville is one of just four schools which have won 20 or more games in each of the **last 14 seasons** (also Kansas, Duke and Gonzaga).



■ **15th Annual Billy Minardi Classic** — The Billy Minardi Classic, presented by Sun Tan City and Planet Fitness, originated in 2002 to honor the memory of Billy Minardi, best friend and brother-in-law of UofL Coach Rick Pitino who died in the Sept. 11 terrorist attack on the World Trade Center. Louisville has won 13 championships in 14 years in the event, in which UofL has an 18-1 record.

The Cardinals won the inaugural event in 2002 in Freedom Hall, defeating Manhattan 89-62 in the championship game of the four-team tournament. Reece Gaines was honored as the tournament's MVP while Cardinals Taquan Dean and Francisco Garcia both earned recognition on the all-tournament team.

In 2003, the event was a single, truly classic game as the Cardinals captured the Minardi Classic title with a 73-65 victory over top-ranked Florida in the second annual event. Francisco Garcia, who produced 21 points, five rebounds, four assists and four steals, was honored as the tournament's Most Outstanding Player. The event returned to a two-day, four-game tournament each of the next two years. Louisville beat Austin Peay 77-49 in the championship game in 2004 when Taquan Dean was named MVP after averaging 18 points and 4.5 assists in the two games. Francisco Garcia, Larry O'Bannon and Juan Palacios made the all-tournament team.

In 2005, UofL beat College of Charleston 78-63 in the tournament championship game. Brandon Jenkins was the MVP when he averaged 16.5 points with nine assists and just one turnover in the two games. UofL suffered its first defeat in the event in 2006 when Massachusetts won 72-68. The Cardinals bounced back in 2007 with a 70-65 victory over New Mexico St. in the single-game.

U of L opened its 2008-09 season with the Minardi Classic, defeating Morehead State 79-41 and South Alabama 81-54 to claim the title. Terrence Williams was named MVP with all-around totals of 14 points, 18 rebounds, 10 assists and 7 steals in the two games. Teammates Samardo Samuels and Earl Clark also made the all-tournament team.

Edgar Sosa scored 17 points and handed out five assists as the game's MVP as U of L beat Western Ky. 102-75 in the 2009 Minardi Classic. The Cards beat No. 20 UNLV 77-69 in the 2010 event as Chris Smith earned MVP honors. UofL beat Western Kentucky 70-60 in 2011 as Russ Smith scored 23 points to grab MVP laurels. UofL beat FIU, a team coached by Pitino's son Richard, 79-55 in the 2012 event. Louisville beat Western Kentucky 79-63 in 2013 as Chane Behanan was the MVP with 11 points and seven rebounds. Louisville beat UNC Wilmington 68-57 in 2014 as Montrezl Harrell won MVP honors with 19 points and 17 rebounds.

The Cardinals beat UMKC and Utah Valley in last year's event, which featured a two-day doubleheader. Senior guard Trey Lewis was honored as the Most Outstanding Player, averaging 19.0 points and 5.0 rebounds in the two games.

Minardi worked as an equities trader for the brokerage firm of Cantor Fitzgerald, located high in the North Tower of the WTC. During the 2001-02 season, U of L men's basketball players wore a uniform patch bearing a black "B" in memory of Minardi and those that lost their lives in the terrorist attacks.



Billy Minardi

Billy Minardi Classic Results 2002 (Tournament)

Dec. 17, First Round
Louisville 104, Eastern Ky. 63
Manhattan 76, Wright State 74
Dec. 18, Third Place game
Wright State 75, Eastern Ky. 61
Dec. 18, Championship
Louisville 89, Manhattan 62

2003 (Single Classic Game)

Dec. 13
Louisville 73, No. 1 Florida 65

2004 (Tournament)

Dec. 21, First Round
Louisville 80, IUPUI 60
Austin Peay 91, New Orleans 73
Dec. 22, Third Place game
IUPUI 72, New Orleans 60
Dec. 22, Championship
Louisville 77, Austin Peay 49

2005 (Tournament)

Dec. 20, First Round
Louisville 76, Middle Tenn. 68
Charleston 90, Fla. Atlantic 73
Dec. 21, Third Place game
Middle Tenn. 90, Fla. Atlantic 76
Dec. 21, Championship
Louisville 78, Charleston 63

2006 (Single Classic Game)

Dec. 13
Massachusetts 72, Louisville 68

2007 (Single Classic Game)

Dec. 22
Louisville 70, New Mexico State 65

2008 (Tournament)

Nov. 22, First Round
Louisville 79, Morehead State 41
South Alabama 93, Florida A&M 64
Nov. 23, Third Place game
Florida A&M 79, Morehead St. 74
Nov. 23, Championship
Louisville 81, South Alabama 54

2009 (Single Classic Game)

Dec. 19
Louisville 102, Western Ky. 75

2010 (Single Classic Game)

Dec. 11
Louisville 77, UNLV 69

2011 (Single Classic Game)

Dec. 23
Louisville 70, Western Ky. 60

2012 (Single Classic Game)

Dec. 19
Louisville 79, FIU 55

2013 (Single Classic Game)

Dec. 14
Louisville 79, Western Ky. 63

2014 (Single Classic Game)

Dec. 14
Louisville 68, UNC Wilmington 57

2015 (Tournament)

Dec. 22, First Round
UNC Wilmington 102, Utah Valley 77
Louisville 75, UMKC 47
Dec. 23, Second Round
UNC Wilmington 76, UMKC 56
Louisville 98, Utah Valley 77



■ **Stifling Defense** -- Louisville leads the nation in Ken Pomeroy's adjusted defensive efficiency through Dec. 11. The Cardinals are eighth in the nation in field goal percentage defense (.360), 11th in scoring defense (59.7 ppg), eighth in blocked shots (6.4 per game), 24th in three-point field goal defense (.283), 20th in turnover margin (+5.0), 20th in rebound margin (+8.6), seventh in rebounds per game (44.8) and 20th in scoring margin (+17.9).

Seven of Louisville's 10 opponents this season have shot below 36 percent from the field and four have shot below 32 percent. Texas Southern shot 35.1 percent in UofL's last game. UofL has collected eight or more steals in six games.

Against No. 15/16 Purdue, the Cardinals limited the Boilermakers to 19 points and 25 percent shooting from the field in the first half, as well as 35.8 percent accuracy for the game. It was the second time UofL has held a team under 20 points in a half this season (also vs. Wichita State); UofL has held seven opponents to 20 or fewer points in a half last season. Purdue entered the game 18th nationally in offensive efficiency and its starting front line produced 23 points after entering the game averaging 47.4 points per game.

Louisville held Wichita State to 31.6 percent shooting from the field and just 52 points as the Cardinals employed its matchup zone for the first time this season. Pitino had installed it during UofL's morning walk-through. The effort was even more impressive considering that Wichita State entered the game shooting 50.7 percent and was averaging 91 points per game.

Fatigue was a likely factor in Baylor shooting 65.4 percent in the second half vs. UofL, the poorest half of the season for the Cardinals.

Most Wins, Last Six Years

(Since 2011-12 through Dec. 11)

Team	Record	Pct.
Kentucky	162-36	.818
Gonzaga	160-28	.851
Wichita St.	157-32	.831
Kansas	157-38	.805
Louisville	155-39	.799
Duke	153-38	.801
North Carolina	150-41	.795
Arizona	150-40	.788

■ **About Eastern Kentucky** — Louisville will play its third of five straight at home in the KFC Yum! Center as the Cardinals face the Eastern Kentucky Colonels in the 15th annual Billy Minardi Classic presented by Sun Tan City and Planet Fitness on Saturday. ECU had won four straight before falling 91-86 in overtime at Ball State on Dec. 10 as Asante Gist scored 19 points to lead five Colonels in double figures.

Forward Nick Mayo is fourth in the OVC in scoring (19.3 points-per-game) and ranks 20th in the nation in total points (212). Gist, a three-time OVC Freshman of the Week this year, leads all freshmen in the OVC in scoring (14.4 ppg), assists (3.9 app), assist/turnover ratio (1.0) and minutes played (28.8 mpg). Eastern Kentucky is second in the OVC and 16th in the nation in total three-pointers made (102; 9.3 per game). ECU is No. 111 in the RPI, 174 in the Sagarin Ratings and 201 in Ken Pomeroy's rankings through Dec. 11.

Located 103 miles east of Louisville in Richmond, Ky., Eastern Kentucky University is guided by second-year coach Dan McHale, who was on Coach Rick Pitino's first UofL staff as a program assistant for two years (2001-03) and returned as the Cardinals' Director of Video Operations for two years (2005-07).

ECU assistant coach Reece Gaines is a former UofL All-America selection, ranking fourth on the Cardinals' all-time scoring list (1,945 points). UofL posted a 25-7 record his senior year, winning 17 straight at one stretch of the season. UofL graduate and former player Dillon Avare, who transferred to ECU for his final two seasons, is averaging 6.0 points and has connected on 18-of-49 three-pointers (.367). After redshirting his initial year at UofL, he played in 15 games during his two seasons as a walk-on, scoring 10 points. ECU graduate assistant Bobby DiRaimo was a student manager at UofL for four years.

Louisville owns a 51-22 advantage in the series, which is the fourth-most played series for the Cardinals. UofL has won the last 13 meetings, including a 78-63 victory on Dec. 30, 2004 in Freedom Hall in the last matchup between the schools as Francisco Garcia led the Cardinals with 23 points, six rebounds and six assists. ECU was the first foe that the Cardinals faced in the first Billy Minardi Classic 14 years ago, with UofL prevailing 104-63 on Dec. 17, 2002 as Taquan Dean scored 19 points to lead the Cardinals.

Louisville was a charter member of the Ohio Valley Conference (1948-49), but the Cardinals played just one season in the league. Louisville has a collective 120-41 record against current members of the OVC, having previously faced nine of its 12 members (Austin Peay 6-0, Eastern Kentucky 51-22, Jacksonville State 1-0, Morehead State 31-12, Murray State 22-7, Southeast Missouri 1-0, UT Martin 2-0, Tenn. State 5-0, Tenn. Tech 1-0). The Cardinals last faced an OVC foe when UofL prevailed 88-39 over Jacksonville State in second game of the 2014-15 season. Louisville has won 48 of its last 49 games against current members of the OVC, with the one loss in that stretch to a Kenneth Faried-led Morehead State squad in the first round of the 2011 NCAA Tournament. The teams met once in the NCAA Tournament, with Louisville winning 77-63 in the first round of the 1959 NCAA Midwest Regional in Lexington, Ky. (3-20-83). At that time, just 23 schools participated in the NCAA Tournament. UofL advanced to its first NCAA Final Four that season.

UofL Coach Rick Pitino has a 7-0 record vs Eastern Kentucky (4-0 at Kentucky, 3-0 at Louisville).

2016-17 Eastern Kentucky University Colonels Men's Basketball Roster

No.	Name	Pos	Ht	Wt	Yr	Hometown (Previous School)
0	Dujuanta Weaver	G	5-10	175	So.	Louisville, Ky. (Doss High School)
1	Marlon Adams	F	6-6	215	Fr.	Middletown, N.Y. (Believe Prep Academy [S.C.]
2	Asante Gist	G	5-11	185	Fr.	East Orange, N.J. (St. Anthony High School)
3	DeAndre Dishman	F	6-6	215	Fr.	Lexington, Ky. (Bryan Station High School)
4	Dillon Avare	G	6-0	160	R-Jr.	Lexington, Ky. (University of Louisville)
5	Isaac McGlone	G	6-0	175	Sr.	Lancaster, Ohio (Bloom-Carroll High School)
10	Nick Mayo	F	6-9	235	So.	Oakland, Maine (Messalonskee High School)
11	Jaylen Babb-Harrison	G/W	6-4	190	R-Sr.	Ajax, Ontario (J. Clarke Richardson High School)
12	Zach Charles	F	6-7	210	Jr.	Mesquite, Texas (McLennan Community College)
13	Jackson Davis	F	6-8	215	Jr.	Lexington, Ky. (Butler University)
14	Daniel Parke	G	6-1	175	R-Jr.	Richmond, Ky. (Madison Central High School)
15	Kirkland Humphrey	G	6-0	170	So.	Richmond, Ky. (Madison Central High School)
21	Lachlan Anderson	F	6-8	190	Fr.	Sydney, Australia (St. Gregory's College)
22	Trevor Hill	G	6-1	175	Fr.	Corbin, Ky. (Lexington Christian Academy)
25	Oliver Bishop	G	6-0	170	R-So.	Chicago, Ill. (Portage High School)
31	Parker Chitty	G	6-2	190	Fr.	Columbus, Ind. (Columbus East High School)

Head Coach: Dan McHale **Assistant Coaches:** Reece Gaines, Ryan Whalen, Terrence Commodore



Statistical Comparison

	EKU	UofL
Record	6-4	9-1
Scoring Average.....	80.2	77.6
Points Allowed.....	79.5	59.7
Scoring Margin	+ 0.7	+17.9
FG Percentage.....	.429	.430
Opp. FG Percentage455	.360
3-Pt. Percentage343	.318
FT Percentage755	.678
Rebound Margin	-0.0	+8.6
Turnover Margin	+0.3	+5.0

Most Played All-Time Louisville Series

Team	Games	W-L
1. Cincinnati	99	56-43
2. Memphis	89	53-36
3. Eastern Ky.	73	51-22
4. Western Ky.	79	40-39
5. Georgetown	70	51-19

Last Meeting vs. Eastern Kentucky

Louisville 78, Eastern Kentucky 63
Dec. 30, 2005 -- FREEDOM HALL

Louisville 78

Player	min	FG	3FG	FT	Reb	Ast	TO	BL	ST	PF	TP
Johnson	22	3-4	0-0	0-0	2	1	1	2	1	3	6
Garcia	37	7-14	3-5	6-6	6	6	2	1	2	2	23
Myles	28	2-5	0-0	6-11	10	6	3	1	1	3	10
Dean	27	0-2	0-1	8-8	2	0	1	0	2	1	8
O'Bannon	28	3-6	1-2	2-2	0	2	2	0	2	2	9
Wade	9	2-3	1-2	0-0	1	0	2	0	0	0	5
Palacios	29	5-12	1-3	4-7	2	2	1	0	4	2	15
Jenkins	15	0-1	0-1	2-2	1	0	1	0	0	1	2
Gianiny	2	0-0	0-0	0-0	0	0	0	0	0	0	0
Current	2	0-0	0-0	0-0	0	0	0	0	0	0	0
Farley	1	0-0	0-0	0-0	0	0	0	0	0	0	0
Team					0						
Totals	200	22-47	6-14	28-36	24	17	13	4	12	14	78

Total FG% 1st H: 13-25 52.0% 2nd H: 9-22 40.9% Game: 46.8%
3-Pt. FG% 1st H: 6-10 60.0% 2nd H: 0-4 0.0% Game: 42.9%
F Throw % 1st H: 16-21 76.2% 2nd H: 12-15 80.0% Game: 77.8%

Eastern Kentucky 63

Player	min	FG	3FG	FT	Reb	Ast	TO	BL	ST	PF	TP
Mascoll	25	1-2	0-0	0-0	2	0	3	0	0	3	2
Haney	35	9-11	1-1	3-4	7	0	5	1	1	3	22
Dialls	7	0-0	0-0	0-0	2	0	0	1	0	4	0
Ingles	35	5-10	2-5	5-5	6	1	2	0	1	4	17
McLeish	29	2-7	0-1	2-3	3	2	2	0	2	3	6
Long	1	0-0	0-0	0-0	0	0	0	0	0	0	0
Newton	1	0-0	0-0	0-0	0	0	1	0	1	0	1
Witt	29	2-13	1-8	2-2	3	5	6	0	0	2	7
Brock	4	0-0	0-0	0-0	1	1	1	0	0	0	0
Hird	27	3-4	0-0	3-6	7	1	2	1	1	1	9
Wiersma	7	0-1	0-0	0-0	2	2	2	0	0	1	9
Team					2						
Totals	200	22-48	4-15	15-20	35	12	24	3	5	26	63

Total FG% 1st H: 10-24 41.7% 2nd H: 12-24 50.0% Game: 45.8%
3-Pt. FG% 1st H: 2- 7 28.6% 2nd H: 2- 8 25.0% Game: 26.7%
F Throw % 1st H: 3- 5 60.0% 2nd H: 12-15 80.0% Game: 75.0%

Score by Periods

Period	1st	2nd	Total
Eastern Kentucky	25	38	63
Louisville	48	30	78

Attendance: 19,147

Ties: 2

Lead Changes: 1

Series vs. Eastern Ky.

(Won 51, Lost 22)

Date	UL	ECU	Date	UL	ECU
Feb. 22, 1919 (A)21	13	Mar. 3, 1954 (A)93	77
March 8, 1919 (H)46	15	Dec. 4, 1954 (H)89	77
Jan. 31, 1920 (A)60	20	Dec. 28, 1954 (H)93	77
Feb. 14, 1920 (H)43	24	Feb. 9, 1955 (A) (OT)	..77	79
Feb. 8, 1929 (A)45	25	Dec. 29, 1955 (H)99	70
Feb. 18, 1929 (H)26	22	Jan. 21, 1956 (H)100	83
Feb. 21, 1929 (N)*25	12	Feb. 21, 1956 (A)84	86
Jan. 17, 1930 (A)16	26	Dec. 4, 1956 (H)73	54
Feb. 1, 193013	12	Jan. 16, 1957 (H)104	67
Jan. 6, 1931 (A)25	31	Feb. 5, 1958 (A)62	75
Jan. 5, 1932 (A)12	21	Mar. 3, 1958 (H)78	55
Feb. 12, 1932 (H)25	22	Jan. 7, 1959 (H)85	75
Jan. 12, 1933 (H)25	50	Mar. 10, 1959 (N)\$77	63
Feb. 17, 1933 (A)19	34	Dec. 10, 1959 (H)75	67
Feb. 23, 1933 (N)*29	19	Mar. 3, 1960 (A)63	81
Jan. 12, 1934 (H)27	26	Jan. 4, 1961 (H)70	69
Feb. 16, 1934 (A)27	20	Feb. 8, 1961 (A)74	80
Jan. 24, 1936 (H)35	26	Jan. 2, 1963 (H)79	70
Feb. 22, 1936 (A)31	38	Mar. 6, 1963 (A)96	78
Jan. 13, 1937 (A)26	28	Dec. 4, 1963 (A)65	78
Feb. 16, 1938 (H)35	37	Jan. 25, 1964 (H)80	60
Dec. 14, 1938 (H)42	46	Dec. 27, 1973 (H)81	75
Jan. 5, 1940 (A)27	52	Dec. 8, 1982 (H)82	53
Feb. 23, 1940 (N)#40	48	Jan. 6, 1986 (H)86	55
Jan. 24, 1945 (H)74	42	Dec. 6, 1986 (H)98	86
Feb. 10, 1945 (A)60	40	Dec. 22, 1987 (H)87	69
Jan. 19, 1946 (H)71	38	Dec. 21, 1988 (H)76	40
Feb. 6, 1946 (A)49	60	Dec. 11, 1993 (H)90	66
Feb. 23, 1946 (H)!51	66	Dec. 10, 1994 (H)89	75
Dec. 17, 1947 (A)56	55	Dec. 13, 1995 (H)87	70
Jan. 23, 1948 (H)73	62	Dec. 26, 2001 (H)94	77
Jan. 22, 1949 (H)66	52	Dec. 17, 2002 (H)%104	63
Feb. 12, 1949 (A)49	53	Dec. 30, 2004 (H)78	63
Dec. 13, 1949 (A)54	62	*KIAC Tournament (Winchester, KY)		
Jan. 18, 1950 (H)73	62	#KIAC Tournament (Richmond, KY)		
Dec. 12, 1951 (A)72	70	!KIAC Tournament (Louisville, KY)		
Feb. 2, 1952 (H)78	73	@KIT Tournament (Louisville, KY)		
Jan. 10, 1953 (A)85	91	\$NCAA Midwest Regional First Round (Lexington, KY)		
Feb. 18, 1953 (H)68	66	%Billy Minardi Classic (Louisville, KY)		
Jan. 9, 1954 (H)86	70			

■ **Finals Week** -- The last day of classes for the UofL fall semester was Dec. 6, with final exams Dec. 8-14. After a break, classes will resume for the spring semester on Jan. 9.

2016-17 University of Louisville Cardinals Men's Basketball Roster

No.	Name	Pos.	Ht.	Wt.	Yr.	Exp.	Hometown (Previous School)
0	V.J. King	F	6-6	190	Fr.	HS	Cleveland, Ohio (Paul VI Catholic HS)
1	Tony Hicks	G	6-1	180	Gr.	Tr.	South Holland, Ill. (Univ. of Pennsylvania)
4	Quentin Snider	G	6-2	175	Jr.	2L	Louisville, Ky. (Ballard HS)
5	Matz Stockman	F/C	7-0	240	Jr.	2L	Oslo, Norway (Canarias Basketball Academy)
10	Jaylen Johnson	F	6-9	230	Jr.	2L	Ypsilanti, Mich. (Ypsilanti HS)
11	Jay Henderson	G	6-4	180	So.	1L	Orlando, Fla. (Lake Highland Prep)
12	Mangok Mathiang	F/C	6-10	220	Sr.	3L	Melbourne, Australia (IMG Academy)
13	Ray Spalding	F	6-10	215	So.	1L	Louisville, Ky. (Trinity HS)
14	Anas Mahmoud	F	7-0	215	Jr.	2L	Cairo, Egypt (West Oaks Academy)
15	Tyler Sharpe	G	6-1	185	Fr.	HS	Mt. Washington, Ky. (Bullitt East HS)
22	Deng Adel	F	6-7	200	So.	1L	Melbourne, Australia (Victory Rock Prep)
23	David Levitch	G	6-3	180	Sr.	3L	Goshen, Ky. (North Oldham HS)
24	Dwayne Sutton *	F	6-5	200	So.	Tr.	Louisville, Ky. (UNC Asheville)
30	Ryan McMahan	G	6-0	170	Fr.	RS	Sarasota, Fla. (Cardinal Mooney HS)
45	Donovan Mitchell	G	6-3	195	So.	1L	Greenwich, Conn. (Brewster Academy)

Pronunciation Guide: Adel (uh-DELL), Levitch (LEV-itch), Anas Mahmoud (AH-nuss mah-MOOD), Mangok Mathiang (MANG-go, silent "K" MATH-ee-ang), Matz (Motts).

* Sutton will sit out the 2016-17 season after transferring from UNC Asheville

■ **Card File** — Anas Mahmoud missed UofL's last three games with a concussion. He took an elbow to the forehead in the Cardinals' game vs. Purdue and awoke the following morning with symptoms ... The Cardinals have started at least 9-1 for the seventh straight season. Louisville won 11 of its first 12 games last season ... Louisville improved to 108-1 in games in which it hits the century mark after its 102-71 victory over Texas Southern ... UofL's bench contributed a season-high 43 points vs. Texas Southern ... Donovan Mitchell's seven steals against Old Dominion matched the fourth-most ever at UofL and was the most since Russ Smith had eight thefts against North Carolina A&T in the NCAA Tournament on March 21, 2013. Mitchell leads the ACC and is 13th in the nation in steals (2.4 per game) ... Over its first 10 games, UofL's center position manned by starter Mangok Mathiang and reserves Anas Mahmoud and Matz Stockman have collectively averaged 15.8 points, 11.7 rebounds and 3.5 blocked shots ... Louisville has gotten the ball inside, with nearly half of its points (48 percent) being scored in the paint (364 of 776). The Cardinals scored 38 of its season-high 102 points in the paint vs. Texas Southern in its last game ... Louisville has gathered 10 steals in four of its 10 games, with nine in one of the others. The Cardinals had double-digit steals in five games last season. UofL has scored an average of 17.7 points off of turnovers through its first 10 games, scoring 28 points off turnovers in its last game vs. Texas Southern ... After combining for 59 turnovers in their first public intrasquad game on Oct. 12, the Cardinals have committed 10 or fewer turnovers in five of its 10 games. Louisville is 29th nationally in fewest turnovers per game (11.0) ... Grand Canyon's DeWayne Russell poured in 42 points against Louisville, the most the Cardinals have allowed an individual to score since Joel Curbelo of American University in Puerto Rico scored 47 against the Cardinals on Nov. 24, 1995. It was the most that an individual scored on UofL under Coach Rick Pitino since Luke Harangody of Notre Dame scored 40 on Feb. 28, 2008. Louisville won all three of those 40+ games by the opponent.

■ **Big Runs** — Louisville has had big scoring runs in eight of its 10 games. UofL jumped out to a 19-4 lead to start the game vs. Southern Illinois. At Grand Canyon, UofL used a 19-5 run midway through the second half to pull away. Against Wichita State, the Cardinals closed the first half with a 13-2 run to take a 16-point halftime lead over the last 6:18. UofL outscored Evansville 35-3 during a span of 15:07 across the final 8:30 of the first half and the first 6:37 of the second half. The Cards trailed 26-20 when they started the dominant run, which culminated with a 55-29 lead when it ended. UofL had a 16-0 run against William & Mary from the last 1:58 of the first half and the first 2:58 of the second half. Louisville outscored Long Beach State 18-0 during a span of 4:04 during the first half, including a 12-8 lead to a 30-8 advantage. UofL raced out to a 32-10 lead to start the game against Baylor.

■ **Cards' Trio Rare in Top 15** - Louisville is one of only two schools in the nation with its football, men's basketball and women's basketball programs each ranked among the Associated Press' top 15 (football: No. 15; women's basketball: No. 8; men's basketball: No. 11 through Dec. 12; also West Virginia). The Cardinals have four additional sports ranked among the nation's top teams in men's soccer (8th), field hockey (8th), women's swimming (11th) and men's swimming (8th). UofL's men's soccer team was the No. 4 overall seed in the NCAA Championship and advanced to the Elite Eight. UofL's women's cross country team advanced to the NCAA Championship for the first time in school history and the Cardinals' field hockey team competed in the NCAA Tournament.

■ **Cardinal Spurts** — In its first 10 games this season, Louisville has produced 19 runs of 8-0 or better, including runs of 14-0 and 10-0 vs. Texas Southern in its last game. UofL had a season-best 20-0 run vs. Evansville on Nov. 11. Louisville has forced its opponents into 28 scoring droughts of three minutes or more, including scoring droughts of 4:27 and 3:02 in its last game vs. TSU. UofL had a season-best 6:34 period of scoreless defense vs. Evansville.

■ **Impressive Academic Performance** -- While the University of Louisville men's basketball team has performed well on the court, the Cardinals have excelled in the classroom as well. The team produced a collective 3.27 grade point average for 2015-16, just below its record 3.40 GPA from the 2013-14 season. Louisville has received an NCAA Public Recognition Award each of the last four years for ranking among the top 10 percent in men's basketball in the Academic Progress Rate, which measures academic eligibility, retention and graduation for student-athletes. The Cardinals had a perfect 1000 APR in the most recent four-year period, all while winning a combined 123 games — the second-most in the nation in that stretch — and the Cardinals won the 2013 NCAA Championship and reached the 2012 Final Four.

UofL had a collective 3.38 GPA for the 2016 spring semester and 14 of 15 Cardinals earned a 3.0 or better, including 10 with a 3.4 or higher GPA. The men's basketball team has been around a collective 3.0 GPA for 16 consecutive semesters. Louisville placed a league-high seven individuals on the 26-member 2016 ACC All-Academic Team. Prior to entering the ACC, UofL's men's basketball team earned four straight league Team Academic Excellence Awards, recognizing the highest collective grade-point averages in each of the conference sports (2014 American Athletic Conf., 2011-13 Big East).

■ **Guide Online** — The UofL Men's Basketball Guide is available online at GoCards.com, specifically at <http://gocards.com/sports/2016/10/10/2016-17-mens-basketball-media-guide.aspx>.

Regional Sports Networks televising Eastern Kentucky at Louisville, Dec. 17, 2016

- FOX Sports South/FOX Sports Carolinas
- FOX Sports Florida
- FOX Sports Midwest/FOX Sports Indiana
- Comcast SportsNet Mid-Atlantic
- YES
- NESN
- ROOT Sports Pittsburgh
- FOX Sports Ohio
- FOX Sports Detroit
- FOX Sports North Plus
- FOX Sports Wisconsin Plus
- FOX Sports Southwest — OK
- FOX Sports Arizona
- FOX Sports San Diego
- FOX Sports Prime Ticket
- ROOT Sports Rocky Mtn.
- ROOT Sports Northwest
- Also on ACC Network Extra through the WatchESPN app (subject to blackout)

■ **Block Birds** — UofL's 64 blocked shots (6.4 per game) ranks eighth in the nation in blocked shots. The Cardinals have blocked at least four shots in seven of its 10 games this season. UofL has blocked double-digit shots twice (10 vs. Evansville, 11 vs. William & Mary). It was the first time in six years that UofL had 10 or more swats in back-to-back games and it marked only the fourth and fifth time in the last six years that the Cards had double-digit rejections in a game. Four Cardinals have set career highs in blocked shots: Anas Mahmoud with six vs. Wichita State, Mangok Mathiang with five vs. William & Mary, Jaylen Johnson with six vs. Southern Illinois and Donovan Mitchell with four swats vs. W&M, which was one more than he had during his entire freshman season. Mathiang has blocked a shot in 65 career games and Mahmoud has swatted a shot in 32 career games.

■ **Toy Collection Dec. 17** — New toys will be collected and subsequently donated to Norton's Children's Hospital at the Cardinals' Dec. 17 men's basketball game against Eastern Kentucky. New toys for any age or gender will be collected at the entrance of the KFC Yum! Center. A group of the toys will be provided to the Home of the Innocents and Wesley House. The collection is associated with UofL Athletics' CardsCARE program and Kyle's Korner for Kids, the community outreach established in 2011 by former Cards' forward Kyle Kuric while a UofL student. About 2,000 toys have been donated annually by Cardinal fans at similar collections in previous years. Kuric, who has been playing basketball for Herbalife Gran Canaria in Spain for the past three seasons, helped the Cardinals reach the 2012 Final Four as a senior. For those who wish to contribute a toy to the drive and cannot attend the Dec. 17 game, toys may be dropped at the UofL Athletics offices on the second floor of the Swain Student Activities Center located at 2100 South Floyd Street. Toys will be accepted weekdays between 9 a.m. and 5 p.m. through Dec. 16.

■ **Cardinal Mascot to Compete in Challenge** - Louie the Cardinal, UofL Athletics' costumed mascot, will compete at the Steamboat Mascot Stampede in Steamboat, Colorado on Dec. 16-17. A collection of 20 NCAA Division I mascots will gather for an opportunity to receive continuing mascot education and to participate in light competition on the slopes and in Gondola Square. North Carolina's "Rameses" is the only other ACC school in the competition. Among the activities are the Ride Em' Cowboy Snow Bike Slalom, a Mascot Tug-O-War, a Mascot Dance Off, an Obstacle Challenge Mascot Ski & Dance Party. The event also includes a Mascot Boot Camp, full of team building and best practices to help the student performers become better mascots. A complete list of events is available at www.steamboat.com/mascots

■ **Cards Continue Productive Defense** — Louisville teams under Rick Pitino have been known for their defensive intensity and the 2015-16 unit followed in that tradition. Last season, UofL limited its opponents to 58 or less points in 13 games, allowing an average of 61.1 points, which ranked sixth in the nation in scoring defense. Louisville committed fewer turnovers than its opponent in 23 games and was 19th in the nation in turnover margin (+3.0), committing single-digit turnovers in seven games.

Louisville has ranked among the nation's top 40 in field goal percentage defense in 12 of the past 14 years, including last season's .390 percentage, which was ninth in the nation. UofL held 16 of its opponents under 40 percent shooting from the field last year, nine under 36 percent and five under 30 percent.

■ **Challenging Schedule** — Louisville will face a challenging schedule for the 2016-17 season. The Cardinals have played a schedule ranked among the top 16 toughest by the ratings percent index (RPI) in seven of the last nine seasons. Twenty-three of the Cardinals' 31 games will be played against teams that participated in post-season competition last season, including 16 from the 2016 NCAA Tournament. A total of 25 of the Cardinals' games will be played against teams that won 20 or more games last season. Louisville's non-conference schedule to date is ranked 48th in the RPI through Dec. 12.

Eighteen of Louisville's 31 games this season will be against teams that were ranked among the nation's top 25 or were receiving votes in the preseason USA Today coaches poll, including five games among teams in the top seven (1 Duke, 4 Kentucky, 6 North Carolina, 7 Virginia twice, 12 Indiana, 15 Purdue, 17 Syracuse twice; receiving votes: Florida State, Miami, Notre Dame twice, Virginia Tech, Clemson, Pittsburgh twice, Wichita State). Five of the top 17 teams in the preseason poll hailed from the ACC including No. 14 Louisville, with six more among those receiving votes.

■ **Kentucky Awaits Next** — Louisville will play its fourth of five straight at home in the KFC Yum! Center as the Cardinals face intrastate rival Kentucky on Wednesday, Dec. 21 at 7 p.m. ET (ESPN). Kentucky (9-1), ranked 6th by AP and 7th USA Today, has lost only to No. 2 UCLA this season. The Wildcats are among the top five nationally in scoring (3rd in the nation, 94.4 ppg), assists (5th, 20.0), scoring margin (2nd, +25.6), blocked shots (3rd, 7.6) and turnover margin (4th, 6.9). Kentucky has a 34-15 series advantage over Louisville, winning the last four matchups. The Wildcats won 75-73 in Lexington last season (12/26/15) as Damion Lee's three-point attempt at the buzzer fell short. Louisville's Rick Pitino coached eight years at Kentucky (1989-97, 219-50 record), including guiding the Wildcats to the 1996 NCAA Championship and a 1997 national runner-up finish. Kentucky will play North Carolina on Dec. 10 in Las Vegas before visiting Louisville.

'16-17 NATIONAL RANKINGS

Associated Press

(Dec. 12)

1	Villanova
2	UCLA
3	Kansas
4	Baylor
5	Duke
6	Kentucky
7	North Carolina
8	Gonzaga
9	Indiana
10	Creighton
11	Louisville
12	West Virginia
13	Virginia
14	Wisconsin
15	Purdue
16	South Carolina
17	Xavier
18	Butler
19	Arizona
20	Saint Mary's
21	Notre Dame
22	Oregon
23	Florida State
24	USC
25	Cincinnati

ESPN/USA Today

(Dec. 12)

1	Villanova
2	UCLA
3	Kansas
4	Duke
5	Baylor
6	North Carolina
7	Kentucky
8	Gonzaga
9	Indiana
10	Creighton
11	Louisville
12	Virginia
13	West Virginia
14	Wisconsin
15	South Carolina
16	Purdue
17	Xavier
18	Butler
19	Arizona
20	Saint Mary's
21	Notre Dame
22	Oregon
23	Florida State
	Cincinnati
25	USC

UofL National Ranking

in Field Goal

Percentage Defense

2002-03	31st
2003-04	2nd
2004-05	8th
2005-06	49th
2006-07	25th
2007-08	8th
2008-09	22nd
2009-10	161st
2010-11	12th
2011-12	6th
2012-13	37th
2013-14	20th
2014-15	23rd
2015-16	9th

Louisville in the Polls

Date	AP	USAT	Date	AP	USAT
preseason	13 14	Nov. 28	14 14
Nov. 14	12 12	Dec. 5	11 13
Nov. 21	10 10	Dec. 12	11 11

■ **Cards Sixth All-Time in the Polls** — Louisville has been ranked in the Associated Press poll on 609 occasions, sixth most all-time. UofL has been ranked among the nation's top 15 in the preseason poll five of the last six years (13th this year, unranked in 2015-16, eighth in 2014-15, third in 2013-14, second in 2012-13, ninth in 2011-12). Until the first three polls of 2014-15, the last time UofL had not been in the poll was March 5, 2012 -- a year in which UofL advanced to the Final Four.

■ **Success vs. Top 25 Foes** -- Louisville has won 31 of its last 59 against AP ranked opponents, beating to No. 15 Purdue on Nov. 30 in its last Top 25 matchup. UofL has a 50-41 record against Top 25 teams over the last 10 years (1-1 this year, 3-5 in 2015-16, 4-7 in 2014-15, 5-5 in 2013-14, 9-3 in 2012-13). UofL has been victorious eight of the last 18 times it has faced an AP top-five foe. UofL has won 18 of its last 37 games when facing Top 10 teams, spanning the last 10 years.

■ **Ear It Pronunciations** -- Trouble with pronunciations? Check out the Ear It pronunciations for the Cardinals' players from the men's basketball roster on www.GoCards.com. The links next to player names on the roster are supplied by TheNameEngine.com, an interactive audio service that provides proper audio pronunciations and phonetic spellings.

■ **Cards Have 14 Straight 20-Win Seasons** — Louisville is one of four Division I schools in the nation which has won 20 or more games in each of the past 14 seasons. Reaching 20 victories during the 2015-16 season and extending their streaks are Kansas (27), Duke (20), Gonzaga (18) and Louisville (14). UofL Coach Rick Pitino has won at least 20 games in a season on 24 occasions, ranking him fifth among active coaches in 20-win seasons and 11th overall. Pitino won 30 in a single season for the sixth time in 2013-14. UofL has won at least 19 games in 42 of the last 46 years.

■ **Mathiang, Snider Named Team Captains** — Senior forward/center Mangok Mathiang and junior guard Quentin Snider were selected as team captains for the Cardinals' 2016-17 season. One of three captains last season, the 6-10 Mathiang averaged 7.1 points, 5.7 rebounds and 1.2 blocked shots in the first 10 games before a broken foot sidelined him for the rest of the year. He was the MVP of the Brooklyn Hoops Holiday Invitational championship game when he produced a double-double with 17 points and 13 rebounds. Second on the team in minutes played last season, and a team-leading 3.5 assists as a sophomore. His 109 assists and just 40 turnovers ranked him fourth in the ACC in assists-to-turnovers ratio (2.73; 43rd in the NCAA) as he committed a turnover just once in every 21.2 minutes of action. He scored a career-high 21 points at NC State, knocking down 4-of-6 three-pointers in the game. Mathiang and Snider were both members of the All-ACC Academic Men's Basketball team each of the last two years.

■ **High Production Returns** -- While the Cardinals will miss their departed top three scorers in G/F Damion Lee (15.9 ppg, 3.9 rpg, 61 three pointers), G Trey Lewis (11.3 ppg, 2.3 apg, 46 threes) and F/C Chinanu Onuaku (9.9 ppg, 8.5 rpg, .620 FG Pct.), over half of their total production will return. Louisville returns 51 percent of its scoring from the 2015-16 squad (1183 of 2324 points), 59 percent of its rebounding (697 of 1183), 57 percent of its assists (238 of 419) and 57 percent of the total minutes played (3553 of 6200). Louisville returns 10 lettermen and two starters, with Quentin Snider as the Cardinals' leading returning scorer at 9.4 points per game a year ago.

■ **29 Former Pitino Assistants/Players Became Head Coaches** -- UofL Coach Rick Pitino has had 29 of his former assistants or players rise to a collegiate head coaching position. Pitino's son, Richard Pitino, added his name in April 2012 when he was named head coach at FIU and is now at Minnesota. There are 10 additional former assistants as current head coaches to bring the total to 11 active, including Mick Cronin at Cincinnati; Scott Davenport at Bellarmine (Division II); Kevin Keatts at UNC Wilmington, Steve Masiello at Manhattan; Marvin Menzies at UNLV; Kareem Richardson at Missouri-Kansas City; Reggie Theus at Cal State Northridge; Kevin Willard at Seton Hall; and Tubby Smith at Texas Tech. Pitino's nine Division I former assistants as current head coaches is the most in the nation. Four active coaches reached the 2016 NCAA Tournament (Cronin, Keatts, Smith and Willard).

Pitino has a collective 40-10 record in games against his former assistants (3-0 vs. Ralph Willard; 7-5 Tubby Smith; 7-0 Billy Donovan, 7-5 Mick Cronin, 1-0 Scott Davenport, 1-0 Marvin Menzies, 6-0 Kevin Willard, 2-0 Steve Masiello, 2-0 Richard Pitino, 2-0 Kareem Richardson, 1-0 Kevin Keatts, 1-0 Reggie Theus). Davenport's team won the 2011 NCAA Division II Championship. Indiana Pacers head coach Frank Vogel was a student manager for Pitino at Kentucky and his video coordinator with the Celtics. Pitino coached former Golden State Warriors coach Mark Jackson at the New York Knicks. Donovan moved from Florida to the NBA's Oklahoma City Thunder. Eastern Kentucky coach Dan McHale was a program assistant at Louisville for two seasons. Eight former Pitino players also became collegiate head coaches, five of which are currently active including Travis Ford of Oklahoma St.; Allen Edwards of Wyoming; Mark Pope of Utah Valley; Sean Woods of Morehead St.; Donovan and Masiello. Including games against both his former assistants and former players who went on to become collegiate head coaches, Pitino is 47-11 (record vs. former players as head coaches: 3-1 vs. Travis Ford, 2-0 vs. John Pelphrey, 1-0 Scott Padgett, Mark Pope 1-0 and Donovan).

■ **Non-Conference Success** -- Louisville has a 199-45 record (.815) against non-conference opponents in Coach Rick Pitino's 16 seasons (includes post-season). The Cardinals are 138-10 at home in regular season non-conference games under Pitino, including a 61-3 mark over the last seven seasons in the KFC Yum! Center.

■ **Pitino Fourth in Wins in 32 Seasons** -- Early in the 2016-17 season, UofL Coach Rick Pitino already ranks fourth in most career coaching victories through 32 seasons. Pitino's 754 victories place him 17 wins behind Jim Boeheim for third on the list.

Best Career Coaching Starts by Wins - 32 Seasons

Coach, School	Seasons	W	L	Pct.
1. Mike Krzyzewski, Army & Duke.....	1976-2007	775	261	.748
2. Dean Smith, North Carolina.....	1962-93	774	223	.776
3. Jim Boeheim, Syracuse.....	1977-2008	771	278	.735
4. Rick Pitino, Hawaii, Boston U., Providence, Kentucky & Louisville	1976, 79-83, 86-87, 90-97, 2002-16	754	263	.741
5t. Lute Olson, Long Beach St., Iowa & Arizona.....	1974-2005	740	256	.743
5t. Bob Huggins, Walsh, Akron, Cincinnati, Kansas St. & West Virginia.....	1981-2005, 07-14	740	302	.710

Most Final Four Appearances All-Time

12 John Wooden
12 Mike Krzyzewski
11 Dean Smith
8 Roy Williams
7 Rick Pitino
7 Tom Izzo

HEAD COACH RICK PITINO

In his 32nd season as a collegiate head coach and 16th at Louisville, UofL Coach Rick Pitino has compiled a 754-263 overall record (400-135 at UofL). A member of the Naismith Memorial Basketball Hall of Fame, he



is the first coach to take three different schools to the NCAA Final Four -- including his 2005, 2012 and 2013 Cardinal teams -- and the first to win an NCAA Championship at two different schools after guiding Louisville to the 2013 NCAA title. Among active coaches, Pitino (Massachusetts '74) has the second-highest winning percentage in NCAA Tournament games (.746 winning percentage, 53-18 record in 20 NCAA tournament appearances) and his overall .741 winning percentage entering the season ranks him 14th among active coaches. He guided Kentucky to three NCAA Final Four appearances in eight seasons (1989-97), winning the 1996 NCAA Championship and reaching the national title game in 1997. He has also served as head coach at Providence College (1985-87, 1987 Final Four), Boston University (1978-83), Hawaii (last six games in 1975-76) as well as the NBA New York Knicks (1987-89) and Boston Celtics (1997-2001). Pitino has a 7-0 record against Eastern Kentucky.

Rick Pitino Collegiate Head Coaching History

School	First yr.	Last yr.	W	L	Pct.
Hawaii	1975-76	1975-76	2	4	.333
Boston U.	1978-79	1982-83	91	51	.641
Providence	1985-86	1986-87	42	23	.646
Kentucky	1989-90	1996-97	219	50	.814
Louisville	2001-02	Present	400	135	.748
Total (31 seasons)			754	263	.740

Pitino's Milestone Collegiate Victories

No.	Date	Score
1	2/28/76	Hawaii 82, Portland 58
100	12/21/86	Providence 93, Howard 84
200	3/22/92	Kentucky 106, Iowa State 98
300	1/20/96	Kentucky 124, TCU 80
400	12/7/03	Louisville 56, Holy Cross 40
500	11/24/07	Louisville 64, Old Dominion 53
600	11/11/11	Louisville 83, UT Martin 48
700	11/26/14	Louisville 45, Cleveland St. 33
750	11/24/16	Louisville 62, Wichita State 52

Pitino's Milestone Louisville Victories

No.	Date	Score
1	11/18/01	Louisville 92, South Alabama 38
100	12/4/05	Louisville 67, Arkansas State 55
200	3/27/09	Louisville 103, Arizona 64
300	3/4/13	Louisville 67, Cincinnati 57
350	12/14/14	Louisville 68, UNC Wilmington 57
400	12/10/16	Louisville 102, Texas Southern 71

Active Coaches with 700 wins (through Dec. 11)

Coach, school	Record	Pct.
Mike Krzyzewski, Duke	1053-322	.766
Jim Boeheim, Syracuse	890-344	.721
Bob Huggins, West Virginia	799-322	.713
Roy Williams, North Carolina	794-210	.791
Rick Pitino, Louisville	754-263	.741

■ **Mitchell, Adel Candidates for National Awards** — UofL guard Donovan Mitchell is among 20 watch list members for the 2017 Jerry West Shooting Guard of the Year Award, while forward Deng Adel is among the 20-player watch list for the 2017 Julius Erving Small Forward of the Year Award. Both annual awards are in their third year being presented by the the Naismith Memorial Basketball Hall of Fame. Mitchell, a communication major from Greenwich, Conn., and Duke's Grayson Allen are the only two ACC representatives on the watch list for the West Award. Adel, a communication major from Melbourne, Australia, is one of six ACC representatives on the watch list for the Erving Award. By mid-February, the watch list will be narrowed to 10 and then will be down to five finalists in March. The winner of both awards will be presented at the ESPN College Basketball Awards Show in Los Angeles on April 7, 2017.

■ **Cards' Class Among Nation's Best** -- Four outstanding high school products have each signed a national letter-of-intent with UofL, ranking this Cardinal group among the nation's top recruiting classes. The list of impressive signees includes **Jordan Nwora**, a 6-7, 215-pound forward from Buffalo, N.Y. and Vermont Academy in Saxtons River, Vt.; **Darius Perry**, a 6-2, 170-pound guard from Powder Springs, Ga. and Wheeler High School in Marietta, Ga.; **Lance Thomas**, a 6-8, 210-pound forward from Norcross (Ga.) High School; and **Malik Williams**, a 6-11, 215-pound forward/center from Snider High School in Ft. Wayne, Ind.

Nwora (pronounced nuh-WOR-uh) averaged 23.4 points and 10.1 rebounds as a senior last season in leading The Park School in Buffalo, N.Y. to the Manhattan Cup Class A final. He will play his final prep season at Vermont Academy in Saxtons River, Vt. A two-time All-West New York selection, Nwora enters the year ranked No. 89 nationally by Rivals.com, 109th by 247Sports.com, and is No. 91 in the ESPN 100.

Perry averaged 15.0 points, 4.3 assists, 4.0 rebounds and 3.1 steals as a junior last season as Wheeler posted a 22-6 record before falling in the first round of the Georgia state playoffs. Honored as a first-team all-region pick as a junior, Perry is ranked is No. 53 nationally in the ESPN 100, 63rd by 247Sports.com, 76th by Scout.com and 82nd by Rivals.com.

Thomas averaged 8.3 points, 6.6 rebounds and 3.7 blocked shots as a junior last season in helping his Norcross High School team to a 26-4 record and the Georgia Class AAAAAA Sweet 16 before falling to eventual state champion Westlake. A first-team All-Region 7 selection last year, Thomas is ranked No. 76 nationally by 247Sports.com and No. 121 by Scout.com, which lists him as the 16th-best power forward in the nation.

Williams averaged 21.2 points, 13.1 rebounds, 2.9 blocked shots and connected on 36 percent of his three-point attempts as a junior last season in helping his Snider High School team produce a 14-9 record. A first-team All-Summit Athletic Conference selection as a junior, Williams is ranked No. 21 nationally Scout.com, No. 29 by Rivals.com, No. 30 by 247Sports.com and is No. 41 the ESPN 100.

■ **Cards vs. Non-Conference Foes** -- Louisville has won 52 of its last 53 non-conference games at home in the KFC Yum! Center, spanning the last seven seasons. The Cardinals won 35 straight over non-conference opponents between falling to Kentucky on Dec. 27, 2014 and its previous home non-conference loss on Dec. 31, 2010 to Kentucky. The only other non-conference loss UofL has suffered in the KFC Yum! Center was a 52-46 setback at the hands of Drexel on Dec. 14, 2010. In its seventh season in the spectacular KFC Yum! Center, Louisville has an overall 105-14 record in home games, including a 61-3 record against non-conference opponents. The Cardinals have won their last 16 home games against non-conference opponents. UofL has won 42 consecutive home games in November spanning the last 25 years, including a perfect 29-0 record in the KFC Yum! Center.

■ **21 Sweet 16s for Cards** — Louisville advanced to its 21st NCAA Sweet 16 in 2014-15, its fourth straight. Only three teams have had more Sweet 16 appearances than Louisville's 21 since the NCAA began Sweet 16 records in 1975 (North Carolina 27, Duke 25, Kentucky 24). The Cardinals have won seven of their last eight regional semifinal games. Louisville has been to at least the Sweet 16 in seven of the last 12 years. Louisville's NCAA Sweet 16 teams: 1975, 1978, 1979, 1980, 1982, 1983, 1984, 1986, 1988, 1989, 1993, 1994, 1996, 1997, 2005, 2008, 2009, 2012, 2013, 2014, 2015.

■ **Sweet 16 Success** -- Louisville is one of just teams that have reached the NCAA Tournament Sweet 16 in four of the last five years. Only Louisville (missed the Sweet 16 in 2016), Michigan State (missed in 2016), and Wisconsin (missed in 2013) have been to four Sweet 16s from 2012-16.

■ **Cardinals Have Reached 14 Elite Eights** -- Louisville has reached the NCAA Elite Eight on 14 occasions, including five of the last nine years. Louisville's 14 Elite Eight appearances rank sixth nationally. The NCAA recognizes Elite Eight records since 1951, the first year that all teams in the tournament would be required to win at least one game to advance to the Elite Eight. The Cardinals have a 10-4 record in regional championship games, winning two of their last three. (UofL years in Elite Eight: 1959, 1972, 1975, 1980, 1982, 1983, 1986, 1997, 2005, 2008, 2009, 2012, 2013, 2015).

Louisville has won ...

... 48 of its last 64 post-season tournament games over the last 12 years (including conference, NCAA and NIT since 2005).

Louisville is 25-4 in the postseason over the last five years.

... 26 of its last 34 games in the NCAA Tournament (since 2005), advancing to the final eight teams five times in the last nine years (2008, 2009, 2012, 2013, 2015).

... 30 of 38 games during the month of March over the last five years.

... 155 games over the last six years, tied for the fifth-most wins in the nation in that stretch. Louisville is one of just three teams to win at least 30 games in three of the last five seasons (also Kentucky, Wichita State), winning a school-record 35 victories during the Cardinals' 2012-13 NCAA Championship season.

... 20 games for the last 14 straight seasons, a feat accomplished by only four schools.

... 12 ACC regular season games in 2014-15 and 2015-16. Louisville has won at least 10 league games for nine straight seasons. UofL has finished in the top three in its conference six of the last 10 years.

... 10 of its last 11 conference tournament games. Louisville is 15-3 with three championships over its last seven conference tournaments, reaching the title game five times. Louisville has won three of the last four conference tournament titles in which it has participated.

■ **Cards Among Nation's Best in Pitino Era**

— Louisville is among 17 programs in the nation that have won at least 70 percent of its games over the last 16 years. Louisville has a .748 winning percentage since UofL Coach Rick Pitino took over the reins of the Cardinal program, sixth best in the nation.

Best Winning Percentage Last 16 Years

Louisville is among the top 20 programs in the nation in winning percentage over the last 16 seasons under Pitino. (records through Dec. 12)

School	2016-17	2001-16	Total	Pct.
Kansas	9-1	448-95	457-96	.826
Duke	10-1	435-98	445-99	.818
Gonzaga	10-0	414-95	424-95	.817
Kentucky	9-1	410-124	419-125	.770
Memphis	7-2	398-127	405-129	.758
Louisville	9-1	391-134	400-135	.748
Pittsburgh	8-2	385-134	393-136	.743
Syracuse	6-3	389-138	395-141	.737
North Carolina	10-1	392-144	402-145	.735
Wisconsin	9-2	379-138	388-140	.735
Florida	7-3	386-145	393-148	.726
Arizona	8-2	368-145	376-147	.719
Michigan State	7-4	386-152	393-156	.716
Connecticut	4-5	374-146	378-151	.715
Xavier	8-2	360-147	368-149	.712
Butler	9-1	356-149	365-150	.709
Ohio State	8-2	351-146	359-148	.708

NCAA Sweet 16 Appearances (since 1975)

North Carolina	27
Duke	24
Kentucky	24
Louisville	21
Kansas	21

NCAA Elite Eight Appearances (since 1951)

Kentucky	32
North Carolina	25
Duke	20
Kansas	20
UCLA	20
Louisville	14
Michigan State	13

■ Cards Chosen Fourth in ACC Preseason Poll

— UofL was picked to finish fourth in the Atlantic Coast Conference in 2016-17 in a preseason media poll with Duke as the league favorite. Duke junior guard Grayson Allen was honored as the preseason Player of the Year while NC State freshman guard Dennis Smith, Jr. was chosen the ACC Preseason Rookie of the Year. Louisville did not have a player on the preseason all-conference team, but UofL forward V.J. King received votes in the rookie voting. Louisville finished fourth in each of its first two years in the ACC. The 64th annual ACC Tournament will be played March 7-11 at the Barclays Center in Brooklyn, N.Y.

2016-17 ACC Preseason Media Poll

1. Duke	9. Miami
2. North Carolina	10. Virginia Tech
3. Virginia	11. Clemson
4. Louisville	12. Pittsburgh
5. Syracuse	13. Wake Forest
6. NC State	14. Georgia Tech
7. Notre Dame	15. Boston College
8. Florida State	

■ Cards Have Been Tough on the Road

— UofL has a 65-39 record over the last 11 years on its opponent's home court (.625). Louisville has posted a 10-8 road record in its first two years in the ACC. UofL had the most road victories of any school in Big East Conference games over its last seven years in that league and was a league-best 8-1 in its road games in The American during the 2013-14 season. The Cardinals have a 56-33 record in conference games on the road over the last 11 seasons (.629). In neutral site games, Louisville has a 34-7 record over the last five years (.829) and a 44-14 neutral site record over the last eight years (.759).

In conference games overall, Louisville had the most Big East Conference victories over its eight years in that league during the regular season (from 2005 to 2013). Louisville had a 95-45 Big East record in league victories during the regular season, just ahead of Syracuse and Pittsburgh (both at 92-48). Louisville finished fourth in each of its first two years in the ACC with a 12-6 league record each season.

■ Five-League Champs -- UofL Coach Rick Pitino is the only coach to win both regular season and tournament championships in five different conferences, including three while at Louisville (ECAC North Atlantic, Southeastern, Conference USA, Big East, American).

■ Card File -- Louisville is No. 8 in the RPI, 8 in the Sagarin Ratings and 7 in Ken Pomeroy's rankings through Dec. 11. Louisville has outrebounded nine of its 10 opponents this season, including five by double-digit margins. The Cardinals are 20th in the nation in rebounding margin (+8.6) ... Louisville's free throw percentage has improved lately as the Cardinals have hit 72.8 percent at the line over its last six games (91-of-125). UofL shot a season-high 84.2 percent at the line at Grand Canyon (16-of-19). Louisville has made 72.4 percent of its free throws in road/neutral site games this season (63-of-87) ... Jaylen Johnson needs 21 points for 300 in his career. His 82 rebounds in 10 games this season are 37 percent of his career boards. His 8.2 rebounds per game this year is eighth in the ACC ... With eight rebounds against Grand Canyon, Mangok Mathiang reached 400 rebounds in his career (414 now) ... In the first half of its 10 games, Louisville has allowed an average of just 26.4 points and 32.9 percent shooting from the field ... Attendance for UofL basketball games at the KFC Yum! Center surpassed the 2.5 million mark against Southern Illinois. A total of 2,533,325 fans have flocked to the arena to watch UofL play in the Cardinals' seven seasons in the spectacular facility, an average of 21,310 fans per game ... Louisville has been ranked in 82 of the last 85 Associated Press polls ... Louisville has won its last 156 games when holding its opponent below 50 points, last falling when that occurred 44-41 to Western Kentucky on Jan. 10, 1945. The Cardinals limited Evansville to 47 points in the season opener ... Louisville is second to North Carolina for the national lead with 67 all-time 1,000 point scorers. Quentin Snider is the next closest Cardinal to that milestone, who has 545 career points ... Over the last seven seasons, Louisville has recovered from nine or more points down to win on 23 occasions ... Louisville led Baylor by 22 points in the first half (32-10 with 4:02 left in the half) ... Louisville reached the championship game of the 2016 Battle 4 Atlantis before falling to Baylor. UofL guards Donovan Mitchell and Quentin Snider were named to the five-person all-tournament team ... With its victory over Old Dominion, the Cardinals improved to 81-43 all-time in overtime games, including a 12-6 record since the 2004-05 season ... Louisville's 29.7 percent shooting from the field against Old Dominion on Nov. 23 was its lowest ever in a victory. The previous low was 30.2 percent in a 53-44 win at Memphis on Feb. 26, 2005 ... After beating Texas Southern, Louisville improved to 48-3 in first-time meetings with opponents under coach Rick Pitino, including a 19-1 record since the 2010-11 season ... UofL Coach Rick Pitino is the only former NBA coach to win 750 collegiate games ... Louisville's Dec. 28 ACC opener against Virginia will match the second-earliest conference opener for the Cardinals. The earliest was a 90-63 victory over DePaul on Dec. 19, 1998. UofL also opened its league schedule on Dec. 28 in 2011 when the Cardinals faced Georgetown ... With its 79-70 victory at Grand Canyon and Coach Dan Majerle, Louisville improved to 35-14 against coaches who were NBA or ABA All-Stars, including an 11-0 mark since 1996 and an 8-0 record under Rick Pitino ... Kentucky, Louisville's next opponent, is No. 17 in the RPI, 7 in the Sagarin Ratings and 3 in Ken Pomeroy's rankings through Dec. 11.

ATLANTIC COAST CONFERENCE

(ACC Standings through Dec. 11)

School	ACC	Overall	Streak
Duke.....	0-0	10-1	W 8
Florida State.....	0-0	10-1	W 6
North Carolina.....	0-0	10-1	W 3
Louisville.....	0-0	9-1	W 4
Notre Dame.....	0-0	9-1	L 1
Virginia.....	0-0	8-1	W 1
Virginia Tech.....	0-0	8-1	W 4
Wake Forest.....	0-0	8-2	W 3
Pittsburgh.....	0-0	8-2	W 2
Miami.....	0-0	7-2	W 3
NC State.....	0-0	7-2	W 2
Clemson.....	0-0	6-2	W 4
Syracuse.....	0-0	6-3	W 1
Georgia Tech.....	0-0	5-3	W 1
Boston College.....	0-0	4-5	L 2

Upcoming ACC Games



Monday, December 12

Auburn vs. Boston College..... 7:00
Under Armour Classic, New York, N.Y.

Tuesday, December 13

South Carolina State at Clemson - ESPNU 7:00

Thursday, December 15

Appalachian State at NC State - ESPNU 7:00

Friday, December 16

Florida Atlantic at Miami - ACC Network Extra 7:00

Saturday, December 17

Georgetown at Syracuse - ESPN Noon
Eastern Kentucky at Louisville - RSN Noon
Billy Minardi Classic
The Citadel at Virginia Tech - ACC Network Extra.. 1:00
Florida State vs. Manhattan..... 1:30
Orange Bowl Classic, Sunrise, Fla.
Purdue vs. Notre Dame - ESPN2..... 2:00
Crossroads Classic, Indianapolis, Ind.
Robert Morris at Virginia - ESPNU 4:30
Kentucky vs. North Carolina - CBS..... 5:45
CBS Sports Classic, Las Vegas, Nev.
Rice at Pittsburgh - ACC Network Extra 7:00
Wake Forest at Xavier - FS1 8:00

Louisville in ACC Statistics

Team Statistics	Stat	Rank
Scoring Offense.....	77.6	10
Scoring Defense.....	59.7	3
Scoring Margin.....	+17.9	6
FT Percentage.....	67.8	13
FG Percentage.....	43.0	15
FG Pct. Defense.....	36.0	3
3-Pt. Percentage.....	31.8	15
3-Pt. Percentage Defense.....	28.3	3
Rebounding Margin.....	+8.6	2
Blocked Shots.....	6.5	2
Assists.....	14.5	11
Steals.....	7.6	6
Turnover Margin.....	+5.0	4
Assists-Turnover Ratio.....	1.32	18
3FG Made.....	6.4	12

Rebounding	Offensive Rebounds
8. Jaylen Johnson..... 8.2	3. Jaylen Johnson..... 4.0
19. Mangok Mathiang..... 6.6	9. Mangok Mathiang..... 2.7

Steals	Assists-Turnovers Ratio
1. Donovan Mitchell..... 2.6	5. Quentin Snider..... 3.00

Blocked Shots	Free Throw Percentage
3. Anas Mahmoud..... 2.1	10. V.J. King..... 83.3

■ **Statistical Trends** — UofL is 172-9 over the last 16 seasons under Coach Rick Pitino when scoring 80 or more points (3-0 this year, 10-0 in 2015-16, 11-0 in 2014-15) ... Over the past 16 years under Pitino, Louisville is 130-6 when shooting 50 percent or better from the field (14-0 in 2015-16, 8-0 in 2014-15) ... UofL is 319-48 when holding its opponent below 70 points over the past 16 years under Pitino (6-1 this season, 19-1 in 2015-16, 24-4 in 2014-15, 27-1 in 2013-14).

■ **Three With 400** — Louisville is the only NCAA Division I men's basketball program to have three different coaches with at least 400 victories at the school. Current Cards' Coach Rick Pitino has won 400 games in his 16th season at UofL, his predecessor Denny Crum won 675 games in 30 years (1971-2001) and Bernard "Peck" Hickman won 443 in his 23 years guiding the Cardinals (1944-67). Kansas can join that list when Bill Self wins his 400th game at Kansas (394 through Dec. 10) as Phog Allen (590) and Roy Williams (418) have at least 390 wins there.

■ **Six NBA Draft Picks in Last Four Years** -- Chinanu Onuaku, who was a sophomore forward/center for UofL last season, was selected by the Houston Rockets with the 37th pick overall in the second round of the 2016 NBA Draft.

A total of 69 former Louisville players have been selected in the NBA Draft, including six in the last four years. Terry Rozier was selected in the first round of the 2015 draft by the Boston Celtics as the 16th overall pick, while forward Montrezl Harrell was taken in the second round by the Houston Rockets as the 32nd selection. Russ Smith was selected by the Philadelphia 76ers in the second round of the 2014 NBA Draft with the 47th overall pick, and was subsequently traded to the New Orleans Pelicans. Gorgui Dieng was a first-round selection and the 21st overall pick by the Utah Jazz in 2013, with his rights subsequently traded to the Minnesota Timberwolves, where he has played the last three seasons. Peyton Siva was a second round choice of the Detroit Pistons in 2013 with the 56th pick overall.

Louisville has produced 23 first-round NBA Draft choices, including 11 in the top ten and five among the top three picks (Pervis Ellison first in 1989; Wes Unseld second in 1968; Darrell Griffith second in 1980; Charlie Tyra second in 1957; Rodney McCray third in 1983).

■ **Louisville Top College Basketball Market** -- Louisville is consistently the highest-rated television market for college basketball on ESPN. Louisville has been the top market each of the last 14 years, averaging a 4.9 rating for the 2015-16 season. Louisville was over two points higher than second-place Raleigh-Durham, which averaged a 2.7 rating. The remaining top 10 was Kansas City (2.5), Greensboro-High Point (2.5), Cincinnati (1.8), Dayton (1.7), Greenville (1.7), Indianapolis (1.6) and Memphis (1.5). The Cardinals' NCAA Sweet 16 game against Kentucky in 2014 drew a 51.5 rating and 73 share, making it the second highest-rated event in Louisville television history. Louisville's 2013 NCAA Championship game against Michigan is the top-rated television event all-time in the Louisville market.

■ **International Flavor** — Louisville had an international flavor with four players on its roster hailing from foreign countries. Mangok Mathiang was born in Sudan, Africa and lived in Melbourne, Australia where he also played rugby and Australian Rules Football before coming to the United States. He played a season at Carbondale (Ill.) Brehm Prep School. Deng Adel followed a similar path as he was born in the Sudan, grew up in Australia and spent his senior year of high school in Florida. From Cairo, Egypt, Anas Mahmoud played a year at West Oaks Academy in Orlando, Florida before joining UofL. Matz Stockman, from Oslo, Norway, attended school in Spain's Canary Islands during the 2013-14 season before his trek to the U.S.

■ **Seventh Season in KFC Yum! Center** -- This is Louisville's seventh season in the spectacular KFC Yum! Center, located on the banks of the Ohio River in downtown Louisville. The Cardinals had previously played basketball for 54 years in Freedom Hall (1956-2010). The 22,000-seat multi-purpose arena was built at a cost of \$238 million and includes 71 luxury suites, 62 four- or six-seat premium boxes, over 2,000 side-court club seats and four party suites with a seating capacity of 32 each.

UofL's men's and women's teams have permanent locker rooms. There are five additional team locker rooms, two officials locker rooms, five star dressing rooms, a full-function media work room and a full-sized basketball practice court on the event level. The seven levels of the arena (including the upper catwalk) include a collective 721,762 square feet, or roughly the area of 13 football fields.

After passing through the one and a half acre landscaped entry plaza that features a basketball-themed fountain, entering fans can visit the 2,500-square foot UofL adidas store, the 3,000-square foot UofL Hall of Honor, or head to their seats using one of the eight escalators or seven elevators within the building.

Lounge space is abundant within the arena.

Four spacious donor rooms are available for Cardinal fans, including three that overlook the Ohio

River. The 7,000-square foot main concourse restaurant overlooks the river and a main concourse sports bar has views directly into the arena bowl. Two 4,000-square foot club lounges on the event level, as well as the terrace club and premium box lounges, provide amenities for their respective patrons. The KFC Yum! Center served as the site for the NCAA Men's Basketball Tournament second and third rounds in 2012 and 2015, the NCAA South Regional in 2016 and was the site for the 2012 NCAA Women's Volleyball Championship on December 13 and 15.



■ Mathiang A Good Works Team Nominee

-- UofL center Mangok Mathiang is among a group of 181 nominees for the 2017 Allstate National Association of Basketball Coaches (NABC) Good Works Team. The distinguished award shines a spotlight on a select group of student-athletes who have shown dedication to community service and leadership.

Former UofL guard Peyton Siva received recognition on the Allstate NABC Good Works team as a senior in 2013.

A redshirt senior, Mathiang is a team captain for the second straight year. Over the past three years, he has accumulated the most community service hours on the Cardinals' team. A communications major, Mathiang has developed an amazing reputation for being a kind, gentle-hearted young man.

Among the many service projects in which he has participated include the Louisville Coalition for the Homeless & Salvation Army- Stand Down 2016, a speaker at elementary schools, Dare to Care food bank, Metro Parks and Recreation Adaptive and Inclusive Recreation Program, multiple hospital visits and many other community service initiatives. He has been a leader off the court and on it, as a starter or key reserve. He was one of a league-leading seven Louisville student-athletes honored on the 2016 All-ACC Academic Men's Basketball Team and has regularly achieved recognition on the UofL Athletic Director's Honor Roll.

The 181 NABC nominees were submitted by sports information directors and college basketball coaches across the country. The final roster of 10 award recipients will be unveiled in February. Members of the Allstate NABC Good Works Team will be invited by Allstate, an official corporate partner of the NCAA, to the 2017 NABC Convention and 2017 NCAA Men's Final Four in Phoenix, where they will participate in a community service project benefiting the city.

More information about the Allstate NABC Good Works Team is available at www.nabc.org.

UofL Radio Network Affiliates

WHAS	840 AM	Louisville, Ky.
<i>(Flagship Station)</i>		
WKRD	790 AM	Louisville, Ky.
WCKY	1530 AM	Cincinnati, Ohio
WWRW	105.5 FM	Lexington, Ky.
WSFC	1240 AM	Somerset, Ky.
WYMC	1430 AM	Mayfield, Ky.
WLME	102.7 FM	Owensboro, Ky.
WPAD	1560 AM	Paducah, Ky.
WCCK	95.7 FM	Calvert City, Ky.

Sirius XM Satellite Radio

The radio broadcast is also available for a fee through GoCards.com and CardsMobile, the Cards' official Android/iPhone app.

■ **Anniversary Year for Two Final Four teams** — The 2016-17 season marks notable anniversaries for two of Louisville's Final Four teams. It is the 45th anniversary for UofL's 1972 NCAA Final Four team (26-5 record), which was guided by future Hall of Fame Coach Denny Crum in his first season with the Cardinals. The Missouri Valley Conference Co-Champions featured five senior starters, including All-America guard Jim Price (1,460 career points, 1969-72), forward Ron Thomas, whose 13.0 career rebounding average is the fourth-best ever at UofL (1970-72), and 1,000-point scorer Al Vilcheck (1,048 points, 1969-72). This season also marks the 35th anniversary of the Cardinals' 1982 Final Four team, which had six seniors on its roster. Crum's fourth Final Four team, which was runner-up in the Metro Conference, included four starters that totaled over 1,000 career points in Derek Smith (1,826), Lancaster Gordon (1,614), Jerry Eaves (1,250) and Rodney McCray (1,247). The Cardinals beat UAB on its home floor to win the Midwest Regional.

NCAA Division I Most Victories

School	First (entering 2016-17)				
	Year	Yrs.	Won	Loss	Pct.
1. Kentucky	1903	113	2205	682	.764
2. Kansas	1899	118	2186	836	.723
3. North Carolina	1911	106	2173	774	.737
4. Duke	1906	111	2087	864	.707
5. Syracuse	1901	115	1943	865	.692
6. Temple	1895	120	1870	1037	.643
7. Notre Dame	1898	111	1819	984	.649
8. UCLA	1920	97	1818	819	.689
9. St. John's	1908	108	1803	980	.648
10. Indiana	1901	116	1783	1003	.640
11. Louisville	1911	102	1778	892	.666
12. Brigham Young	1903	114	1764	1059	.625
13. Arizona	1905	111	1762	927	.655

■ **Tickets Available** -- A limited number of single-game tickets for UofL home games in November and December on sale now. Tickets are \$45 for weekend non-conference games; weekday non-conference games are \$40; \$82 for Virginia, Duke and Notre Dame; and \$65 for all other ACC games. The Cardinals' Dec. 21 game against Kentucky is sold out. Tickets will be on sale at the UofL Ticket Office, located near Gate 2 of Papa John's Cardinal Stadium at 2800 South Floyd Street. The ticket office is open weekdays from 9 a.m. until 5 p.m. Cardinal fans may also purchase tickets by visiting Ticketmaster online at www.Ticketmaster.com, calling 1-800-745-3000 or by visiting any Ticketmaster Ticket Center, including the KFC Yum! Center.

■ **La Poderosa Broadcast Six** — Six UofL home men's basketball games will be broadcast this season in Spanish on La Poderosa (WTUV, 620AM). The remaining two games include Jan. 19 vs. Clemson and Feb. 18 vs. Virginia Tech. Carlos Lucio and Elvis Martinez call the action for the broadcasts in UofL's effort to reach out to the Hispanic community for the last 12 years. All of U of L's home football games over the last 12 years have also been broadcast in Spanish.

Cardinals in the NCAA Tournament

■ Louisville made its 41st NCAA Tournament appearance in 2015. The Cardinals have reached the NCAA Tournament 32 of the last 40 years (nine of the last 10, 12 of the last 14, 14 of the last 18 years, 20 of last 25). The Cards have reached the Sweet 16 on 21 occasions and have advanced to the Elite Eight four of the last seven seasons. Louisville is sixth in tournament victories (75) and is fifth in NCAA Tournament appearances (41). UofL has a 75-42 overall NCAA Tournament record, reaching the Final Four 10 times.

■ Only four teams -- Kentucky (56), North Carolina (47), UCLA (46), and Kansas (45) -- have more NCAA Tournament appearances than Louisville's 41.

■ U of L Coach Rick Pitino has a 53-18 record in NCAA Tournament play (.746), ranking him second among active coaches in winning percentage and 10th all time. Only three coaches have coached more Final Four teams than Pitino's seven, a feat matched by one other. Pitino is the first coach to win an NCAA Championship at two different schools; the first to lead three different teams to the Final Four; is one of 11 coaches to lead four different schools to the NCAA Tournament; and one of 10 active collegiate coaches who have won an NCAA Championship.

■ Only three teams have been to more Sweet 16 appearances than Louisville's 21 since the NCAA began Sweet 16 records in 1975 (North Carolina 27, Kentucky 26, Duke 25; Kansas is tied with Louisville/21).

■ U of L Coach Rick Pitino has guided 20 teams to NCAA tournament appearances, including 12 of his last 14 years at Louisville (nine of the last 10 years). His last six straight Kentucky teams reached the NCAA Tournament. The Wildcats won the 1996 NCAA title and were national runner-up in 1997 under his guidance.

All-Time NCAA Final Four Appearances

North Carolina...	19
UCLA.....	17
Kentucky	17
Duke.....	16
Kansas	14
Ohio State	11
Louisville.....	10
Michigan State....	9
Indiana.....	8

UofL in the NCAA Tournament

NCAA Tournament Appearances	41
(32 of the last 39 years; 20 of last 24)	
All-Time NCAA Tourn. Record.....	75-42
Sweet 16 Appearances.....	21
Final Four Appearances.....	10
NCAA Championships	3
Pitino's NCAA Tourn. Record	53-18
Pitino's NCAA Tourn. Appearances ..	20

Last time an individual had ...

	For Louisville	For A Louisville Opponent
30 or more points	31 by Wayne Blackshear vs. CSUN (12/23/14)	42 by DeWayne Russell, Grand Canyon (12/3/16)
35 or more points	42 by Russ Smith vs. Houston (3/14/14)	42 by DeWayne Russell, Grand Canyon (12/3/16)
20 points in a half	20 by Trey Lewis vs. Virginia Tech, 2H (1/27/16)	24 by DeWayne Russell, Grand Canyon / 2H (12/3/16)
15 or more rebounds	15 by Chinanu Onuaku vs. Syracuse (2/17/16)	26 by Derrick Griffin, Texas Southern (12/10/16)
20 or more rebounds	23 by Ellis Myles vs. Tennessee St. (12/1/01)	26 by Derrick Griffin, Texas Southern (12/10/16)
A four-point play	Russ Smith vs. Kentucky (12/31/11)	Demetrius Jackson, Notre Dame (2/13/16)
12 made free throws	12 by Russ Smith vs. UConn, 15 att. (1/18/14)	13 by Seth Allen, Virginia Tech (1/27/16)
7 made three-point goals	7 by Preston Knowles vs. Syracuse (2/12/11)	7 by Anthony Mason Jr., St. John's (1/26/08)
10 or more assists	11 by Chris Jones vs. Virginia Tech (1/13/15)	10 by Elfrid Payton, Louisiana Lafayette (12/7/13)
5 or more blocked shots	6 by Jaylen Johnson vs. Southern Illinois (12/7/16)	6 by Jo Lual-Acuil, Jr., Baylor (11/25/16)
5 or more steals	7 by Donovan Mitchell vs. Old Dominion (11/23/16)	5 by Armon Fletcher, Southern Illinois (12/7/16)

The Last Time a Team ...

	Louisville	Opponent
Scored 100 points	102-71 win over Texas Southern (12/10/16)	101-104 5OT loss to Notre Dame (2/9/13)
Scored less than 50 points	63-47 loss vs. Virginia (1/30/16)	78-47 victory over Evansville (11/11/16)
Scored 60 points in a half	61 vs. Grand Canyon; 1st H of 111-63 win (12/5/15)	60 by Tulane; 2nd H of 109-96 win (1/18/90)
Scored under 20 points in a half	14 vs. Virginia; 1H of 63-47 loss (1/30/16)	19 by Purdue 1H, 71-64 UL win (11/30/16)
Had a +20 Rebound Margin	23 (52-29) vs. Evansville (11/11/16)	26 (57-31) by Kentucky (12/31/11)
Grabbed 60 or more rebounds	60 vs. Jacksonville State (11/17/14)	60 by George Mason (1/4/94)
Grabbed less than 25 rebounds	24 vs. USF (1/12/12)	22 by Kennesaw State (12/16/15)
Shot 60% or better from the field	.652 (30-46) vs. Pittsburgh (1/25/15)	.614 (43-70) by Charlotte (2/11/01)
Shot 30% or below from the field	.297 (19-64) vs. Old Dominion (11/23/16)	.281 (14-49) by Evansville (11/11/16)
Shot 70% from the field for a half	.708 (17-24) vs. Pittsburgh in 1st H (1/25/15)	.765 (13-17) by Georgetown in 2nd H (1/31/11)
Made 5 or less free throws	1 vs. Syracuse (in 2 attempts, 2/17/16)	5 by Georgia Tech (in 7 attempts, 3/1/16)
Made 15 three-point goals	16 (in 30 attempts) vs. Rutgers (2/16/14)	17 by Notre Dame (2/4/06)
Made No three-point goals	0 vs. Pittsburgh (2/11/15)	0 by Cal State Northridge (12/23/14)
Shot 60% from the three-point line	.667 (12-18) vs. Virginia Tech (1/27/16)	.727 (8-11) by Miami (2/27/16)
Handed out 25 or more assists	28 vs. UCF (12/31/13)	25 by Notre Dame (2/28/08)
Handed out 5 or less assists	1 vs. Kentucky (12/27/14)	4 by Pittsburgh (1/14/16)
Committed 25 or more turnovers	26 vs. West Virginia (1/31/09)	25 by FIU (12/5/14)
Committed 5 or fewer turnovers	5 vs. NC State (2/14/15)	2 by Virginia (2/7/15)
Blocked 10 or more shots	11 vs. William & Mary (11/14/16)	14 by Connecticut (3/4/06)
Had No Blocked Shots	0 vs. North Carolina A&T (3/21/13)	0 by Wichita State (11/24/16)
Had 15 or more steals	16 vs. Savannah State (11/24/14)	19 by Rutgers (3/13/14)
Had No Steals	0 vs. Saint Louis (2/12/03)	0 by Saint Louis (3/22/14)

**Louisville Top Efforts Under Rick Pitino
(Since 2001-02)****Longest winning streak:** 17 games (2002-03)**Longest conference winning streak:** 10, twice -- 2008-09 & 2012-13 seasons**Longest losing streak:** 4 games (2003-04)**Longest conference losing streak:** 4 games (2003-04)**Most points scored in a game:** 114 vs. Western Kentucky, 12-22-10 (UL 114, WKU 82)**Fewest points scored in a game:** 45 vs. Cleveland State, 11-26-14 (UL 45, CSU 33)**Most points allowed in a game:** 104 vs. Notre Dame, 2-9-13 (UND 104, UL 101, 5 ot)**Fewest Points Allowed in a Game:** 26 vs. Savannah State, 11-24-14 (UL 87, SSU 26)**Fewest Points Allowed in a Conference Game:** 31 vs. Rutgers, 3-13-14 (UL 92, RU 31)**Largest Margin of Victory:** 64 vs. Morehead St., 12-27-04 (UL 104, USA 40)**Largest Margin of Victory in a Conference Game:** 61 vs. Rutgers, 3-13-14 (UL 92, RU 31)**Largest losing margin:** 33 vs. Notre Dame, 2-12-09 (ND 90, UL 57)**Fewest points scored in a win:** 45 vs. Cleveland State, 11-26-14 (UL 45, CSU 33)**Most points allowed in a win:** 89 vs. Notre Dame, 2-17-10 (UL 91, UND 89 2 ot)**Most points scored in a loss:** 101 vs. Notre Dame, 2-9-13 (UND 104, UL 101, 5 ot)**Fewest points allowed in a loss:** 52 vs. Drexel, 12-14-10 (DU 52, UL 46); vs. Syracuse, 2-13-12 (SU 52, UL 51); vs. Virginia, 2-17-15 (UVA 52, UL 47)**Largest deficit overcome to win a game:** 20 vs. West Virginia, 3-26-05 (UL 18, WVU 38)**Largest lead given up in a loss:** 22 vs. Baylor, 11-25-16 (UL 32, BU 10)**Highest shooting percentage:** .652 vs. Pittsburgh, 1-25-15 (UL 80, Pitt 68)**Highest shooting percentage in a conference game:** .652 vs. Pittsburgh, 1-25-15 (UL 80, Pitt 68)**Lowest shooting percentage:** .268 vs. Western Kentucky, 11-30-08 (WKU 68, UL 54)**Lowest shooting percentage in a conference game:** .274 vs. Cincinnati, 1-19-02 (UL 50, UC 77)**Highest 3-point percentage:** .778 vs. Memphis, 2-4-04 (UL 58, UM 62)**Highest 3-point percentage in a conference game:** .778 vs. Memphis, 2-4-04 (UL 58, UM 62)**Lowest 3-point percentage:** .000 vs. Pittsburgh, 2-11-15 (UL 69, Pitt 56)**Lowest 3-point percentage in a conference game:** .000 vs. Pittsburgh, 2-11-15 (UL 69, Pitt 56)**Most three-pointers:** 22 vs. Hartford, 11-17-07 (UL 104, UH 69)**Free throws made:** 41 vs. Rutgers, 1-4-14 (UL 83, RU 76)**Most assists:** 34 vs. VMI, 12-23-04 (UL 107, VMI 56)**Most blocked shots:** 18 vs. Holy Cross, 12-7-03 (UL 56, HC 40)

O V.J. King

F 6-6 190 Fr. - HS Cleveland, Ohio (Paul VI Catholic HS, Fairfax, Va.)

■ Has primarily split the time at small forward with starter Deng Adel in the first 10 games.

■ Totaled 14 points, three rebounds and a season-high three assists at Grand Canyon, scoring 12 of his points in the second half.

■ Top game to date was against William & Mary when he totaled 17 points, five rebounds, and a steal (7-11 FG, 3-3 3FG).

■ King has won two gold medals with USA Basketball in the 2013 FIBA Americas U16 Championship in Maldonado, Uruguay; and the 2014 FIBA U17 World Championship in Dubai, United Arab Emirates.

■ A McDonald's All-America selection, King averaged 22.9 points, 9.6 rebounds, 2.5 assists and 2.1 steals as a senior last season in leading Paul VI (20-11) in Fairfax, Va. to the Virginia Independent Schools Athletic Association Division I state championship game..

■ The Virginia Gatorade Player of the Year earned all-state and all-conference honors last year.

■ His father Vincent King played professional basketball in foreign countries for 10 years after scoring 1,037 points in his collegiate career at Indiana University of Pennsylvania from 1988-92.

■ Born Jan. 22, 1997 ... Major is sport administration.



O V.J. King		
Games With ...	Season	Career
Double-Figure scoring.....	4	4
5 or more rebounds.....	1	1
4 or more assists.....	0	0
A blocked shot.....	1	1
A steal.....	2	2
A three-pointer.....	5	5
20+ points.....	0	0

O V.J. King Season/Career Highs

- Points..... 17 vs. William & Mary (11/14)
- Reb. 5 vs. William & Mary (11/14)
- Asst..... 3 vs. Grand Canyon (12/3)
- Blocks 1 vs. Evansville (11/11)
- Steals 1 vs. William & Mary (11/14)
- FGM 7 vs. William & Mary (11/14)
- FGA 11 vs. William & Mary (11/14)
- 3FGM 3 vs. William & Mary (11/14)
- 3FGA 3 vs. William & Mary (11/14)
- vs. Wichita State (11/24)
- FT..... 6 vs. Evansville (11/11)
- vs. Wichita State (11/24)
- FTA..... 8 vs. Evansville (11/11)
- vs. Wichita State (11/24)

O V.J. King Game-by-Game

Opponent	Date	GS	Min	FG	FGA	3-Point			FT	FTA	Pct	Rebounds			Avg	PF	FO	A	TO	Blk	Stl	Pts	Avg
						Pct	FG	FGA				Off	Def	Tot									
EVANSVILLE	11/11/16	14	0	1	.000	0	1	.000	6	8	.750	0	2	2	2.0	1	0	0	0	1	0	6	6.0
WM. & MARY	11/14/16	17	7	11	.636	3	31	.000	0	0	.000	2	3	5	3.5	2	0	0	1	0	1	17	11.5
LONG BEACH ST	11/17/16	13	3	8	.375	0	2	.000	2	21	.000	0	3	3	3.3	0	0	0	0	0	0	8	10.3
vs Old Dominion	11/23/16	8	0	1	.000	0	0	.000	2	21	.000	2	0	2	3.0	1	0	1	0	0	0	2	8.3
vs Wichita State	11/24/16	20	2	8	.250	0	3	.000	6	8	.750	2	2	4	3.2	1	0	0	3	0	0	10	8.6
vs Baylor	11/25/16	12	2	5	.400	1	11	.000	0	0	.000	0	2	2	3.0	0	0	0	1	0	0	5	8.0
PURDUE	11/30/16	10	0	3	.000	0	0	.000	0	0	.000	0	2	2	2.9	0	0	0	0	0	0	0	6.9
at Grand Canyon	12/3/16	24	4	6	.667	2	21	.000	4	41	.000	1	2	3	2.9	0	0	3	2	0	0	14	7.8
SO. ILLINOIS	12/7/16	14	1	2	.500	1	11	.000	0	0	.000	0	3	3	2.9	1	0	0	0	0	0	3	7.2
TEXAS SOUTHERN	12/10/16	18	5	8	.625	1	11	.000	2	21	.000	3	0	3	2.9	1	0	1	0	0	1	13	7.8

O V.J. King Statistics

Year	GP	GS	Min	Avg	FG	FGA	Pct	3FG	3FGA	Pct	FT	FTA	Pct	OReb	DReb	Reb	Avg	PF	FO	Ast	TO	Blk	Stl	Pts	Avg
2016-17	10	0	150	15.0	24	53	.453	8	14	.571	22	26	.846	10	19	29	2.9	7	0	5	7	1	2	78	7.8
TOTAL	10	0	150	15.0	24	53	.453	8	14	.571	22	26	.846	10	19	29	2.9	7	0	5	7	1	2	78	7.8

1 Tony Hicks

G 6-1 180 Gr. - Tr. South Holland, Ill. (University of Pennsylvania)

■ Scored a season-high seven points against Texas Southern. Also pulled down a season-high four rebounds and dished out two assists.

■ Graduate transfer led Penn in scoring as a sophomore and junior and earned All-Ivy League honorable mention honors during his freshman and junior years.

■ Has 54 career double-figure scoring games at Penn.

■ Totaled 1,060 career points in three seasons while starting 64 games for the Quakers. He has connected on 107-of-308 three-pointers in three seasons (347) and 78.1 percent of his free throws (217-of-278).

■ Matched a Penn single-game record with 13 assists vs. Lafayette, adding 14 points, four rebounds and four steals.

■ Has a 6-8 wingspan.

■ A member of the 2012 Parade All-America team, Hicks was the Chicago Catholic League Player of the Year as a senior at St. Rita of Cascia High School.

■ Born March 15, 1994 ... Earned a sociology degree at Penn ... Major at UofL is human resources.



1 Tony Hicks

Games at UofL With ... Season Career

Double-Figure scoring.....	0	0
6 or more rebounds.....	0	0
4 or more assists.....	0	0
A blocked shot.....	0	0
A steal.....	3	3
A three-pointer.....	1	1
20+ points.....	0	0

1 Tony Hicks Season/Career Highs

Points..... 7 vs. Texas Southern (12/10)
 Reb. 4 vs. Texas Southern (12/10)
 Asst..... 3 vs. William & Mary (11/14)
 Blocks none
 Steals 2 vs. Evansville (11/11)
 vs. Southern Illinois (12/7)
 FGM 2 vs. Evansville (11/11)
 vs. Texas Southern (12/10)
 FGA 9 vs. William & Mary (11/14)
 3FGM 1 vs. Texas Southern (12/10)
 3FGA 3 vs. William & Mary (11/14)
 vs. Texas Southern (12/10)
 FT..... 2 (3 times) *latest:* vs. Texas South. (12/10)
 FTA..... 2 (4 times) *latest:* vs. Texas South. (12/10)

1 Tony Hicks Game-by-Game

Opponent	Date	GS	Min	FG	FGA	3-Point			Rebounds			Avg	PF	FO	A	TO	Blk	Stl	Pts	Avg		
						Pct	FG	FGA	Pct	FT	FTA										Pct	Off
EVANSVILLE	11/11/16	18	2	5	.400	0	1	.000	0	2	.000	0	2	2.0	0	2	1	0	2	4	4.0	
WM. & MARY	11/14/16	12	1	9	.111	0	3	.000	2	21.000	1	1	2	2.0	1	0	3	1	0	4	4.0	
LONG BEACH ST	11/17/16	DNP																				
vs Old Dominion	11/23/16	2	0	3	.000	0	1	.000	0	0	.000	0	0	0	0	0	0	0	0	0	2.7	
vs Wichita State	11/24/16	DNP																				
vs Baylor	11/25/16	DNP																				
PURDUE	11/30/16	13	0	0	.000	0	0	.000	0	0	.000	0	1	1.3	0	0	1	1	0	0	2.0	
at Grand Canyon	12/3/16	DNP																				
SO. ILLINOIS	12/7/16	14	0	3	.000	0	1	.000	2	21.000	0	0	0	1.0	1	0	2	2	0	2	2.0	
TEXAS SOUTHERN	12/10/16	10	2	5	.400	1	3	.333	2	21.000	1	3	4	1.5	0	0	2	1	0	1	7	2.8

10 Tony Hicks Statistics at Louisville

Year	GP	GS	Min	Avg	FG	FGA	Pct	3FG	3FGA	Pct	FT	FTA	Pct	OReb	DReb	Reb	Avg	PF	FO	Ast	TO	Blk	Stl	Pts	Avg
2016-17	6	0	69	11.5	5	25	.200	1	9	.111	6	8	.750	2	7	9	1.5	2	0	10	6	0	5	17	2.8
TOTAL	6	0	69	11.5	5	25	.200	1	9	.111	6	8	.750	2	7	9	1.5	2	0	10	6	0	5	17	2.8

4 Quentin Snider

G 6-2 175 Jr. - 2L Louisville, Ky. (Ballard HS)

■ Team co-captain is the Cardinals' top returning scorer (9.4 ppg last season) for the second consecutive year.

■ Pulled down a career-high six rebounds against Texas Southern while leading the team with 15 points and four assists.

■ Ranks fifth in the ACC in assists-to-turnovers ratio (3.0; 43rd in the NCAA).

■ Named to the 2015 and 2016 All-ACC Academic Men's Basketball team, one of a league-high seven Cardinals selected for the honor.

■ His 109 assists with just 40 turnovers last season ranked him fourth in the ACC in assists-to-turnovers ratio (2.73; 43rd in the NCAA).

■ Led the Cardinals with a career-high 21 points at NC State last year while knocking down a career-high four three-pointers.

■ Handed out as many as six assists seven times, including seven assists with one turnover against No. 2/1 North Carolina.

■ Honored as Kentucky's Mr. Basketball as a senior, Snider is the career leader in scoring and assists (633) at Ballard. His 2,442 points passed Allan Houston and DeJuan Wheat. His 371 three-pointers rank third in state history.

■ Born Feb. 14, 1995 ... Major is communication.



4 Quentin Snider

Games With ...	Season	Career
Double-Figure scoring.....	5	25
6 or more rebounds.....	1	1
4 or more assists.....	5	26
A blocked shot.....	0	1
A steal.....	1	25
A three-pointer.....	7	40
20+ points.....	0	2

4 Quentin Snider Season Highs

Points..... 18 vs. Old Dominion (11/23)
 Reb. 6 vs. Texas Southern (12/10)
 Asst..... 5 vs. Long Beach St. (11/17)
 Blocks.... none
 Steals.... 1 vs. Wichita State (11/24)
 FGM 6 vs. Baylor (11/25)
 FGA 17 vs. Baylor (11/25)
 3FGM 4 vs. William & Mary (11/14)
 3FGA 9 vs. William & Mary (11/14)
 FT..... 7 vs. Old Dominion (11/23)
 FTA..... 11 vs. Old Dominion (11/23)

4 Quentin Snider Career Highs

Points..... 21 vs. NC State (1/7/16)
 Reb. 6 vs. Texas Southern (12/10/16)
 Asst..... 8 vs. Grand Canyon (12/5/15)
 vs. Kennesaw St. (12/16/15)
 Blocks.... 1 vs. Michigan State (3/29/15)
 Steals.... 3 vs. Utah Valley (12/23/15)
 FGM 8 vs. Florida State (1/20/16)
 FGA 17 vs. Baylor (11/25/16)
 3FGM 4 (3 times) *latest:* vs. Wm. & Mary (11/14/16)
 3FGA 9 vs. Syracuse (2/18/15)
 vs. William & Mary (11/14)
 FT..... 7 vs. Old Dominion (11/23/16)
 FTA..... 11 vs. Old Dominion (11/23/16)

4 Quentin Snider Game-by-Game

Opponent	Date	GS	Min	FG	FGA	3-Point			FT	FTA	Pct	Rebounds			Avg	PF	FO	A	TO	Blk	Stl	Pts	Avg	
						Pct	FG	FGA				Pct	Off	Def										Tot
EVANSVILLE	11/11/16	*	18	0	1	.000	0	1	.000	3	4	.750	0	2	2	2.0	3	0	3	1	0	0	3	3.0
WM. & MARY	11/14/16	*	26	4	11	.364	4	9	.444	1	2	.500	0	3	3	2.5	1	0	4	2	0	0	13	8.0
LONG BEACH ST	11/17/16	*	27	1	10	.100	0	4	.000	2	3	.667	1	1	2	2.3	0	0	5	1	0	0	4	6.7
vs Old Dominion	11/23/16	*	39	4	13	.308	3	6	.500	7	11	.636	0	1	1	2.0	3	0	4	2	0	0	18	9.5
vs Wichita State	11/24/16	*	35	5	15	.333	2	8	.250	2	21	.000	1	3	4	2.4	3	0	3	3	0	1	14	10.4
vs Baylor	11/25/16	*	34	6	17	.353	2	8	.250	0	0	.000	0	2	2	2.3	1	0	3	0	0	0	14	11.0
PURDUE	11/30/16	*	31	2	11	.182	0	4	.000	5	7	.714	1	1	2	2.3	0	0	2	2	0	0	9	10.7
at Grand Canyon	12/3/16	*	25	3	9	.333	1	3	.333	2	21	.000	2	1	3	2.4	4	0	4	0	0	0	9	10.5
SO. ILLINOIS	12/7/16	*	23	2	8	.250	2	4	.500	3	4	.750	0	1	1	2.2	0	0	4	0	0	0	9	10.3
TEXAS SOUTHERN	12/10/16	*	25	5	13	.385	2	5	.400	3	4	.750	1	5	6	2.6	0	0	4	1	0	0	15	10.8


4 Quentin Snider Statistics

Year	GP	GS	Min	Avg	FG	FGA	Pct	3FG	3FGA	Pct	FT	FTA	Pct	OReb	DReb	Reb	Avg	PF	FO	Ast	TO	Blk	Stl	Pts	Avg
2014-15	36	10	589	16.4	53	152	.349	19	67	.284	21	38	.553	9	49	58	1.6	43	0	47	29	1	11	146	4.1
2015-16	31	24	861	27.8	103	256	.402	40	99	.404	45	60	.750	23	47	70	2.3	60	1	109	40	0	25	291	9.4
2016-17	10	10	283	28.3	32	108	.296	16	52	.308	28	39	.718	6	20	26	2.6	15	0	36	12	0	1	108	10.8
TOTAL	77	44	1733	22.5	188	516	.364	75	218	.344	94	137	.686	38	116	154	2.0	118	1	192	81	1	37	545	7.1

5 Matz Stockman

C 7-0 240 Jr. - 2L Oslo, Norway (Canarias Basketball Academy)

- First name is pronounced Motts.
- Scored a career-high 10 points at Grand Canyon, finishing the game 3-of-3 from the field and 4-of-5 from the foul line. He scored all of his points in the first half when three other front line players had each picked up two fouls.
- Scored in 16 of his 23 appearances as a sophomore.
- Scored a career-high eight points against Kennesaw State while grabbing a career-high five rebounds.
- One of four players on the Cardinals' roster with international ties.
- Has a 7-6 wingspan.
- Attended and played basketball at the Canarias Basketball Academy in Gran Canaria in Spain's Canary Islands during the 2013-14 season.
- Played handball and soccer (goalie) in high school.
- Stockman and fellow junior Anas Mahmoud are the first seven-footers to play for the Cardinals since Felton Spencer, a 7-0 center from Louisville (1986-90).
- Born Jan. 30, 1995 ... Major is sport administration.



5 Matz Stockman		
Games With ...	Season	Career
Double-Figure scoring.....	1	1
6 or more rebounds	0	0
4 or more assists	0	0
A blocked shot	2	9
A steal	2	4
A three-pointer.....	0	0
20+ points.....	0	0

5 Matz Stockman Season Highs

- Points..... 10 vs. Grand Canyon (12/3)
- Reb. 3 vs. Grand Canyon (12/3)
- Asst..... 1 vs. Long Beach St. (11/17)
vs. Southern Illinois (12/7)
- Blocks 1 vs. Long Beach St. (11/17)
vs. Southern Illinois (12/7)
- Steals vs. Southern Illinois (12/7)
- FGM 3 vs. Grand Canyon (12/3)
vs. Southern Illinois (12/7)
- FGA 4 vs. Southern Illinois (12/7)
- 3FGM none
- 3FGA none
- FT 4 vs. Grand Canyon (12/3)
- FTA 5 vs. Grand Canyon (12/3)

5 Matz Stockman Career Highs

- Points..... 10 vs. Grand Canyon (12/3/16)
- Reb. 5 (3 times) *latest:* vs. Texas South. (12/10/16)
- Asst..... 1 (8 times) *latest:* vs. Texas South. (12/10/16)
- Blocks 2 (3 times) *latest:* vs. UMKC (12/22/15)
- Steals 1 (8 times) *latest:* vs. Texas South. (12/10/16)
- FGM 4 vs. Kennesaw St. (12/16/15)
- FGA 5 vs. Kennesaw St. (12/16/15)
vs. Texas Southern (12/10/16)
- 3FGM none
- 3FGA none
- FT 4 vs. Grand Canyon (12/3/16)
- FTA 6 vs. Utah Valley (12/23/15)

5 Matz Stockman Game-by-Game

Opponent	Date	GS	Min	FG	FGA	3-Point			FT	FTA	Pct	Rebounds			Avg	PF	FO	A	TO	Blk	Stl	Pts	Avg
						Pct	FG	FGA				Off	Def	Tot									
EVANSVILLE	11/11/16	3	2	3	.667	0	0	.000	0	2	.000	2	0	2	2.0	1	0	0	0	0	4	4.0	
WM. & MARY	11/14/16	1	0	0	.000	0	0	.000	0	0	.000	0	1	1	1.5	0	0	0	0	0	0	2.0	
LONG BEACH ST	11/17/16	3	0	0	.000	0	0	.000	0	0	.000	0	1	1	1.3	0	0	1	1	1	0	1.3	
vs Old Dominion	11/23/16	3	0	0	.000	0	0	.000	0	0	.000	0	1	1	1.3	1	0	0	0	0	0	1.0	
vs Wichita State	11/24/16	3	0	0	.000	0	0	.000	0	0	.000	0	1	1	1.2	0	0	0	0	0	0	0.8	
vs Baylor	11/25/16	1	0	1	.000	0	0	.000	1	2	.500	1	0	1	1.2	1	0	0	0	0	1	0.8	
PURDUE	11/30/16	1	0	0	.000	0	0	.000	0	0	.000	0	0	0	1.0	0	0	0	0	0	0	0.7	
at Grand Canyon	12/3/16	15	3	3	1.000	0	0	.000	4	5	.800	1	2	3	1.3	1	0	1	0	0	10	1.9	
SO. ILLINOIS	12/7/16	16	3	4	.750	0	0	.000	1	2	.500	2	0	2	1.3	2	0	1	3	1	7	2.4	
TEXAS SOUTHERN	12/10/16	9	2	5	.400	0	0	.000	3	4	.750	4	1	5	1.7	2	0	1	1	0	1	2.9	

5 Matz Stockman Statistics

Year	GP	GS	Min	Avg	FG	FGA	Pct	3FG	3FGA	Pct	FT	FTA	Pct	OReb	DReb	Reb	Avg	PF	FO	Ast	TO	Blk	Stl	Pts	Avg
2014-15	4	0	22	5.5	2	5	.400	0	0	.000	0	2	.000	2	9	11	2.8	6	0	1	3	4	2	4	1.0
2015-16	23	0	142	6.2	26	47	.553	0	0	.000	10	21	.476	20	19	39	1.7	27	0	4	7	8	1	62	2.7
2016-17	10	0	55	5.5	10	16	.625	0	0	.000	9	15	.600	10	7	17	1.7	8	0	3	6	2	2	29	2.9
TOTAL	37	0	219	5.9	38	68	.559	0	0	.000	19	38	.500	32	35	67	1.8	41	0	8	16	14	5	95	2.6

10 Jaylen Johnson

F 6-9 225 So. - 1L Ypsilanti, Mich. (Ypsilanti HS)

- Sixth in the ACC in rebounding (8.2 per game).
- Has produced double-doubles in two games and missed two other by one rebound or one point. He had scored in double figures twice in his career entering the season and the two double-doubles are his first.
- Blocked a career-high six shots against Southern Illinois, adding nine points and 10 rebounds.
- Concentrated on improving his conditioning in the off-season.
- Third in the ACC and is 10th nationally in offensive rebounds (4.0).
- Starter at power forward for the Cardinals in 22 games as a sophomore, including 18 of the last 19.
- A finalist for the 2014 Hal Schram Mr. Basketball award in Michigan, Johnson was a first team all-state selection and was the *Ann Arbor News* Washtenaw County Player of the Year
- His mother Janetta Johnson played for Wisconsin and professionally in Portugal. Her 130 blocked shots in 1988-89 is the Badgers' single-season record. She moved to Louisville in 2014 from Michigan.
- Born Aug. 7, 1996 ... Major is communication.



10 Jaylen Johnson		
Games With ...	Season	Career
Double-Figure scoring.....	5	7
6 or more rebounds.....	8	14
4 or more assists.....	0	0
A blocked shot.....	4	16
A steal.....	4	17
A three-pointer.....	1	4
20+ points.....	0	0

10 Jaylen Johnson Season Highs

- Points..... 19 vs. Evansville (11/11)
- Reb..... 14 vs. Evansville (11/11)
- Asst..... 2 vs. Old Dominion (11/23)
- Blocks..... 6 vs. Southern Illinois (12/7)
- Steals..... 1 (4 times) *latest:* vs. Texas South. (12/10)
- FGM..... 9 vs. Evansville (11/11)
- FGA..... 11 vs. Evansville (11/11)
vs. Long Beach St. (11/17)
- 3FGM..... 1 vs. Evansville (11/11)
- 3FGA..... 1 (3 times) *latest:* vs. Old Dominion (11/23)
- FT..... 3 vs. William & Mary (11/14)
vs. Southern Illinois (12/7)
- FTA..... 7 vs. Southern Illinois (12/7)

10 Jaylen Johnson Career Highs

- Points..... 19 vs. Evansville (11/11/16)
- Reb..... 14 vs. Evansville (11/11/16)
- Asst..... 3 vs. Virginia Tech (1/27/16)
- Blocks..... 6 vs. Southern Illinois (12/7/16)
- Steals..... 1 (17 times) *latest:* vs. Texas South. (12/10/16)
- FGM..... 9 vs. Evansville (11/11/16)
- FGA..... 11 (3 times) *latest:* vs. Long Beach St. (11/17/16)
- 3FGM..... 1 (4 times) *latest:* vs. Evansville (11/11/16)
- 3FGA..... 3 vs. Grand Canyon (12/5/15)
- FT..... 3 (3 times) *latest:* vs. Southern Ill. (12/7/16)
- FTA..... 7 vs. Southern Illinois (12/7/16)

10 Jaylen Johnson Game-by-Game

Opponent	Date	GS	Min	FG	FGA	Pct	3-Point			Rebounds			PF	FO	A	TO	Blk	Stl	Pts	Avg				
							FG	FGA	Pct	FT	FTA	Pct									Off	Def	Tot	
EVANSVILLE	11/11/16	*	24	9	11	.818	1	11	.000	0	2	.000	7	7	14	14.0	0	1	3	3	0	19	19.0	
WM. & MARY	11/14/16	*	25	5	8	.625	0	0	.000	3	4	.750	5	4	9	11.5	3	0	0	1	0	1	13	16.0
LONG BEACH ST	11/17/16	*	18	7	11	.636	0	1	.000	0	2	.000	4	7	11	11.3	2	0	0	1	1	0	14	15.3
vs Old Dominion	11/23/16	*	28	2	4	.500	0	1	.000	2	5	.400	4	8	12	11.5	3	0	2	2	0	0	6	13.0
vs Wichita State	11/24/16	*	14	0	1	.000	0	0	.000	1	2	.500	1	5	6	10.4	3	0	0	0	0	0	1	10.6
vs Baylor	11/25/16	*	29	5	9	.556	0	0	.000	0	0	.000	5	1	6	9.7	2	0	0	1	0	0	10	10.5
PURDUE	11/30/16	*	13	3	5	.600	0	0	.000	0	0	.000	2	0	2	8.6	2	0	0	0	0	1	6	9.9
at Grand Canyon	12/3/16	*	16	2	5	.400	0	0	.000	1	2	.500	1	3	4	8.0	2	0	1	3	0	0	5	9.3
SO. ILLINOIS	12/7/16	*	25	3	4	.750	0	0	.000	3	7	.429	5	5	10	8.2	2	0	0	3	6	1	9	9.2
TEXAS SOUTHERN	12/10/16	*	23	5	8	.625	0	0	.000	1	2	.500	6	2	8	8.2	2	0	0	2	2	1	11	9.4

10 Jaylen Johnson Statistics

Year	GP	GS	Min	Avg	FG	FGA	Pct	3FG	3FGA	Pct	FT	FTA	Pct	OReb	DReb	Reb	Avg	PF	FO	Ast	TO	Blk	Stl	Pts	Avg
2014-15	23	0	106	4.6	13	27	.481	1	1	1.000	2	5	.400	13	16	29	1.3	20	0	2	6	3	4	29	1.3
2015-16	31	22	541	17.5	70	151	.464	2	10	.200	14	26	.538	50	59	109	3.5	61	0	14	17	10	10	156	5.0
2016-17	10	10	215	21.5	41	66	.621	1	3	.333	11	26	.423	40	42	82	8.2	21	0	4	16	12	4	94	9.4
TOTAL	64	32	862	13.5	124	244	.508	4	14	.286	27	57	.474	103	117	220	3.4	102	0	20	39	25	18	279	4.4

11 Jay Henderson

G 6-4 180 So. - 1L Orlando, Fla. (Lake Highland Prep)

- Made his first shot of the season, a three-pointer vs. William & Mary.
- Has played in five games this season.
- Saw action in 11 games as a freshman.
- Walk-on who transferred to UofL from St. John's, where he attended college in 2014-15 but did not play basketball there his freshman year.
- Averaged 13.1 points, 3.3 rebounds, 1.7 assists and 1.5 steals as a senior in 2013-14 in helping Lakeland Prep (28-4) win its second straight Florida Class 4A state championship.
- Twice honored on the state all-tournament team, he scored over 1,100 points in his final three seasons at Lake Highland.
- His father Jay played basketball at Penn State (1986-90), where he received the team's Dave Phillips Memorial Unsung Hero Award.
- Born April 8, 1995 ... Major is business marketing.



11 Jay Henderson

Games With ...	Season	Career
Double-Figure scoring.....	0	0
6 or more rebounds.....	0	0
4 or more assists.....	0	0
A blocked shot.....	0	0
A steal.....	2	3
A three-pointer.....	1	2
20+ points.....	0	0

11 Jay Henderson Season Highs

Points..... 3 vs. William & Mary (11/14)
 Reb. none
 Asst..... 1 vs. Long Beach St. (11/17)
 Blocks.... none
 Steals..... 1 vs. Long Beach St. (11/17)
 vs. Texas Southern (12/10)
 FGM..... 1 vs. William & Mary (11/14)
 vs. Texas Southern (12/10)
 FGA..... 2 vs. Long Beach St. (11/17)
 3FGM..... 1 vs. William & Mary (11/14)
 3FGA..... 1 vs. William & Mary (11/14)
 vs. Long Beach St. (11/17)
 FT..... 2 vs. Long Beach St. (11/17)
 FTA..... 2 vs. Long Beach St. (11/17)

11 Jay Henderson Career Highs

Points..... 3 vs. Kennesaw St. (12/16/15)
 vs. William & Mary (11/14/16)
 Reb. 1 vs. Kennesaw St. (12/16/15)
 vs. Boston College (2/6/16)
 Asst..... 1 (3 times) *latest:* vs. Long Beach St. (11/17/16)
 Blocks none
 Steals..... 2 vs. Kennesaw St. (12/16/15)
 FGM..... 1 vs. Kennesaw St. (12/16/15)
 FGA..... 3 vs. Kennesaw St. (12/16/15)
 3FGM..... 1 vs. Kennesaw St. (12/16/15)
 vs. William & Mary (11/14/16)
 3FGA..... 2 vs. Kennesaw St. (12/16/15)
 vs. Utah Valley (12/23/15)
 FT..... 2 vs. Long Beach St. (11/17/16)
 FTA..... 2 vs. Long Beach St. (11/17/16)

11 Jay Henderson Game-by-Game

Opponent	Date	GS	Min	FG	FGA	Pct	3-Point			Rebounds			Avg	PF	FO	A	TO	Blk	Stl	Pts	Avg	
							FG	FGA	Pct	FT	FTA	Pct										Off
EVANSVILLE	11/11/16	3	0	0	.000	0	0	.000	0	0	.000	0	0	0	0	0	0	0	0	0	0.0	
WM. & MARY	11/14/16	1	1	1	1.000	1	1	1.000	0	0	.000	0	0	0	0.0	3	0	0	0	0	3	1.5
LONG BEACH ST	11/17/16	5	0	2	.000	0	1	.000	2	21	0.000	0	0	0	0.0	1	0	1	0	1	2	1.7
vs Old Dominion	11/23/16	DNP																				
vs Wichita State	11/24/16	DNP																				
vs Baylor	11/25/16	1	0	0	.000	0	0	.000	0	0	.000	0	0	0	0.0	0	0	0	0	0	0	1.3
PURDUE	11/30/16	DNP																				
at Grand Canyon	12/3/16	DNP																				
SO. ILLINOIS	12/7/16	DNP																				
TEXAS SOUTHERN	12/10/16	3	1	1	1.000	0	0	.000	0	0	.000	0	0	0	0.0	0	0	0	0	1	2	1.4

11 Jay Henderson Statistics

Year	GP	GS	Min	Avg	FG	FGA	Pct	3FG	3FGA	Pct	FT	FTA	Pct	OReb	DReb	Reb	Avg	PF	FO	Ast	TO	Blk	Stl	Pts	Avg
2015-16	11	0	23	2.1	1	7	.143	1	4	.250	0	0	.000	0	2	2	0.2	2	0	2	1	0	2	3	0.3
2016-17	5	0	13	2.6	2	4	.500	1	2	.500	2	2	1.000	0	0	0	0.0	4	0	1	0	0	2	7	1.4
TOTAL	16	0	36	2.3	3	11	.273	2	6	.333	2	2	1.000	0	2	2	0.1	6	0	3	1	0	4	10	0.6

12 Mangok Mathiang

F/C 6-10 220 Sr. - 3L Melbourne, Australia (IMG Academy)

- Name is pronounced MANG-go, with a silent "K"; MATH-ee-ang.
- Team captain for the second straight year this season.
- Starter at center all 10 games.
- Scored a season-high 15 points against Southern Illinois, scoring the first seven points of the game.
- Matched a career-high with five blocked shots against William & Mary.
- Nominee for the Allstate NABC Good Works Team, which highlights community service and leadership.
- Averaged 7.1 points and 5.7 rebounds over the first 10 games of last season prior to breaking a bone in his left foot against Western Kentucky on Dec. 19, ending his season.
- Named to the 2015 and 2016 All-ACC Academic Men's Basketball team.
- Ranked sixth in the ACC in blocks as a sophomore (1.4 bpg).
- Led the 23-team 2015 World University Games in rebounding and finished tied for eighth in scoring, producing five double-doubles. He started all eight games for Australia, averaging 13.5 points and 10.3 rebounds.
- Born Oct. 8, 1992 ... Major is communication with a minor in marketing.



12 Mangok Mathiang	
Games With ...	Season Career
Double-Figure scoring.....	5 9
6 or more rebounds.....	7 31
4 or more assists.....	0 0
A blocked shot.....	6 65
A steal.....	4 33
A three-pointer.....	0 0
20+ points.....	0 0

12 Mangok Mathiang Season Highs

- Points..... 15 vs. Southern Illinois (12/7)
- Reb. 10 vs. William & Mary (11/14)
- Asst..... 2 vs. William & Mary (11/14)
- Blocks.... 5 vs. William & Mary (11/14)
- Steals..... 2 vs. Long Beach St. (11/17)
- FGM 6 vs. Southern Illinois (12/7)
- FGA 11 vs. Purdue (11/30)
- 3FGM none
- 3FGA none
- FT..... 6 vs. Old Dominion (11/23)
- FTA..... 9 vs. Old Dominion (11/23)

12 Mangok Mathiang Career Highs

- Points..... 17 vs. Saint Louis (11/28/15)
- Reb. 13 vs. Saint Louis (11/28/15)
- Asst..... 2 (8 times) *latest:* vs. Wm. & Mary (11/14/16)
- Blocks... 5 vs. NC State (2/14/15)
vs. William & Mary (11/14)
- Steals..... 3 vs. Cal State Northridge (12/23/14)
- FGM 6 vs. Saint Louis (11/28/15)
vs. Southern Illinois (12/7/16)
- FGA 11 vs. Purdue (11/30/16)
- 3FGM none
- 3FGA none
- FT..... 6 vs. Old Dominion (11/23/16)
- FTA..... 9 vs. Old Dominion (11/23/16)

12 Mangok Mathiang Game-by-Game

Opponent	Date	GS	Min	FG	FGA	3-Point			FT	FTA	Rebounds			Avg	PF	FO	A	TO	Blk	Stl	Pts	Avg	
						Pct	FG	FGA			Pct	Off	Def										Tot
EVANSVILLE	11/11/16	*	20	4	10	.400	0	0	.000	1	2	.500	4	3	7	7.0	2	0	0	1	2	0	9.0
WM. & MARY	11/14/16	*	23	1	2	.500	0	0	.000	1	6	.167	2	8	10	8.5	1	0	2	0	5	0	6.0
LONG BEACH ST	11/17/16	*	17	3	7	.429	0	0	.000	5	51	1.000	5	2	7	8.0	3	0	0	2	0	2	7.7
vs Old Dominion	11/23/16	*	25	3	6	.500	0	0	.000	6	9	.667	1	4	5	7.3	5	1	0	5	0	0	8.8
vs Wichita State	11/24/16	*	6	0	1	.000	0	0	.000	1	2	.500	0	2	2	6.2	4	0	0	1	0	0	7.2
vs Baylor	11/25/16	*	19	0	3	.000	0	0	.000	0	0	.000	3	2	5	6.0	3	0	1	0	1	0	6.0
PURDUE	11/30/16	*	25	5	11	.455	0	0	.000	1	2	.500	2	6	8	6.3	3	0	1	2	0	1	6.7
at Grand Canyon	12/3/16	*	20	1	4	.250	0	0	.000	1	2	.500	4	4	8	6.5	4	0	1	1	2	1	6.3
SO. ILLINOIS	12/7/16	*	22	6	9	.667	0	0	.000	3	4	.750	2	4	6	6.4	1	0	0	1	1	0	7.2
TEXAS SOUTHERN	12/10/16	*	22	3	4	.750	0	0	.000	4	5	.800	4	4	8	6.6	2	0	1	1	1	0	7.5

12 Mangok Mathiang Statistics

Year	GP	GS	Min	Avg	FG	FGA	Pct	3FG	3FGA	Pct	FT	FTA	Pct	OReb	DReb	Reb	Avg	PF	FO	Ast	TO	Blk	Stl	Pts	Avg
2013-14	37	14	545	14.7	47	89	.528	0	0	.000	39	63	.619	68	64	132	3.6	64	1	15	24	51	13	133	3.6
2014-15	34	9	635	18.7	31	80	.388	0	0	.000	26	54	.481	80	79	159	4.7	82	3	16	26	47	19	88	2.6
2015-16	10	2	188	18.8	27	48	.563	0	0	.000	17	29	.586	26	31	57	5.7	22	0	5	11	12	7	71	7.1
2016-17	10	10	199	19.9	26	57	.456	0	0	.000	23	37	.622	27	39	66	6.6	28	1	6	14	12	5	75	7.5
TOTAL	91	35	1567	17.2	131	274	.478	0	0	.000	105	183	.574	201	213	414	4.5	196	5	42	75	122	44	367	4.0

13 Ray Spalding

F 6-10 215 So. - 1L Louisville, Ky. (Trinity HS)

■ Has grabbed at least four rebounds off the bench in eight games and has four double-figure scoring efforts.

■ Team leader in field goal percentage (.667)

■ Scored a season-high 14 points against Grand Canyon, including 12 in the second half.

■ Matched a career-best with three assists vs. Long Beach State, adding 10 points, six rebounds, two blocked shots and two steals.

■ Finished his freshman season averaging 5.6 points and 4.3 rebounds per game as a valuable reserve and a starter in six games. He was second on the team with 22 dunks.

■ 2016 All-ACC Academic Men's Basketball team selection.

■ His 7-6 wingspan aids him in leading the team in deflections in nearly every practice.

■ Two-time first team all-state selection who led Trinity to a 24-6 record as a senior and a 118-21 record in his 4 years.

■ His uncle Manuel Forrest played for Louisville (1981-82,

1983-85), who averaged 12.8 points and 5.0 rebounds his senior year with the Cardinals.

■ Born March 11, 1997 ... Major is undecided.



13 Ray Spalding

Games With ...	Season	Career
Double-Figure scoring.....	4	8
6 or more rebounds.....	3	11
4 or more assists.....	0	0
A blocked shot.....	7	19
A steal.....	5	22
A three-pointer.....	0	1
20+ points.....	0	0

13 Ray Spalding Season Highs

- Points..... 11 vs. Purdue (11/30)
- Reb. 9 vs. Wichita State (11/24) vs. Purdue (11/30)
- Asst..... 3 vs. Long Beach St. (11/17)
- Blocks 2 (3 times) *latest*: vs. Wichita State (11/24)
- Steals 2 vs. Long Beach St. (11/17) vs. Southern Illinois (12/7)
- FGM 5 vs. William & Mary (11/14) vs. Purdue (11/30)
- FGA 6 (3 times) *latest*: vs. Baylor (11/25)
- 3FGM none
- 3FGA 1 (3 times) *latest*: vs. Baylor (11/25)
- FT 2 vs. Long Beach St. (11/17) vs. Southern Illinois (12/7)
- FTA 4 vs. Long Beach St. (11/17)

13 Ray Spalding Career Highs

- Points..... 18 vs. North Florida (11/21/15)
- Reb. 12 vs. North Florida (11/21/15)
- Asst..... 3 vs. Duke (2/20/16) vs. Long Beach St. (11/17/16)
- Blocks 3 vs. Eastern Michigan (12/12/15)
- Steals 4 vs. North Florida (11/21/15)
- FGM 8 vs. North Florida (11/21/15)
- FGA 10 vs. North Florida (11/21/15) vs. Virginia (1/30/16)
- 3FGM 1 vs. Duke (2/20/16)
- 3FGA 1 (5 times) *latest*: vs. Baylor (11/25/16)
- FT 4 vs. Virginia Tech (1/27/16) vs. Grand Canyon (12/3/16)
- FTA 6 (3 times) *latest*: vs. Virginia Tech (1/27/16)

13 Ray Spalding Game-by-Game

Opponent	Date	GS	Min	FG	FGA	Pct	3-Point		FT	FTA	Pct	Rebounds			Avg	PF	FO	A	TO	Blk	Stl	Pts	Avg
							FG	FGA				Pct	Off	Def									
EVANSVILLE	11/11/16	15	1	4	.250	0	1	.000	0	0	.000	1	3	4	4.0	5	1	1	1	1	2	2.0	
WM. & MARY	11/14/16	16	5	6	.833	0	0	.000	0	1	.000	1	3	4	4.0	4	0	0	1	1	1	10	6.0
LONG BEACH ST	11/17/16	21	4	6	.667	0	0	.000	2	4	.500	5	1	6	4.7	2	0	3	1	2	2	10	7.3
vs Old Dominion	11/23/16	15	2	3	.667	0	1	.000	1	2	.500	2	3	5	4.8	5	1	0	0	2	0	5	6.8
vs Wichita State	11/24/16	25	2	5	.400	0	0	.000	0	0	.000	3	6	9	5.6	3	0	1	1	2	0	4	6.2
vs Baylor	11/25/16	16	3	6	.500	0	1	.000	0	0	.000	2	2	4	5.3	1	0	0	0	0	0	6	6.2
PURDUE	11/30/16	26	5	5	1.000	0	0	.000	1	2	.500	1	8	9	5.9	3	0	1	2	1	0	11	6.9
at Grand Canyon	12/3/16	27	5	7	.714	0	0	.000	4	41	.000	0	3	3	5.5	4	0	3	1	1	0	14	7.8
SO. ILLINOIS	12/7/16	17	3	3	1.000	0	0	.000	2	21	.000	1	3	4	5.3	1	0	0	1	0	2	8	7.8
TEXAS SOUTHERN	12/10/16	6	0	0	.000	0	0	.000	2	21	.000	0	0	0	4.8	5	1	0	1	0	0	2	7.2

13 Ray Spalding Statistics

Year	GP	GS	Min	Avg	FG	FGA	Pct	3FG	3FGA	Pct	FT	FTA	Pct	OReb	DReb	Reb	Avg	PF	FO	Ast	TO	Blk	Stl	Pts	Avg
2015-16	30	6	525	17.5	70	125	.560	1	3	.333	28	56	.500	50	80	130	4.3	66	0	16	27	20	28	169	5.6
2016-17	10	0	184	18.4	30	45	.667	0	3	.000	12	17	.706	16	32	48	4.8	33	3	9	9	10	6	72	7.2
TOTAL	40	6	709	17.7	100	170	.588	1	6	.167	40	73	.548	66	112	178	4.5	99	3	25	36	30	34	241	6.0

22 Deng Adel

F 6-7 200 So. - 1L Melbourne, Australia (Victory Rock Prep)

- Starter at small forward for the Cardinals.
- Set career-highs against William & Mary with 16 points, five assists and four steals.
- Recorded his first career double-double with 12 points and a career-high 12 rebounds against Southern Illinois.
- Scored 11 of his game-high 15 points in the second half at Grand Canyon.
- Opened his freshman season as the starter at small forward in the first two games before an injury sidelined him for a month. He started the last five games, averaging 7.2 points and 3.2 rebounds per game.
- Top effort as a freshman was in totaling season highs with 13 points, seven rebounds, four assists and 34 minutes against Boston College.
- One of four players on the Cardinals' roster with international ties.
- Has a 7-0 wingspan.
- Was born in Sudan, Africa and moved to Australia as a child, following a similar path as teammate Mangok Mathiang.
- Born Aug. 7, 1996 ... Major is communication.



22 Deng Adel

Games With ...	Season	Career
Double-Figure scoring.....	6	10
6 or more rebounds.....	2	4
4 or more assists.....	1	2
A blocked shot.....	2	3
A steal.....	6	9
A three-pointer.....	7	12
20+ points.....	0	0

22 Deng Adel Season Highs

Points..... 16 vs. William & Mary (11/14)
 Reb. 12 vs. Southern Illinois (12/7)
 Asst..... 5 vs. William & Mary (11/14)
 Blocks.... 3 vs. Texas Southern (12/10)
 Steals..... 4 vs. William & Mary (11/14)
 FGM 7 vs. Grand Canyon (12/3)
 FGA 16 vs. Grand Canyon (12/3)
 3FGM 3 vs. Wichita State (11/24)
 3FGA 5 (3 times) *latest:* vs. Texas South. (12/10)
 FT..... 7 vs. William & Mary (11/14)
 FTA..... 7 vs. William & Mary (11/14)

22 Deng Adel Career Highs

Points..... 16 vs. William & Mary (11/14/16)
 Reb. 12 vs. Southern Illinois (12/7/16)
 Asst..... 5 vs. William & Mary (11/14/16)
 Blocks.... 3 vs. Texas Southern (12/10/16)
 Steals..... 4 vs. William & Mary (11/14/16)
 FGM 7 vs. Grand Canyon (12/3/16)
 FGA 16 vs. Grand Canyon (12/3/16)
 3FGM 3 vs. Wichita State (11/24/16)
 3FGA 5 (3 times) *latest:* vs. Texas South. (12/10/16)
 FT..... 7 vs. William & Mary (11/14/16)
 FTA..... 8 vs. Samford (11/13/15)

22 Deng Adel Game-by-Game

Opponent	Date	GS	Min	FG	FGA	3-Point			FT	FTA	Pct	Rebounds			Avg	PF	FO	A	TO	Blk	Stl	Pts	Avg	
						Pct	FG	FGA				Off	Def	Tot										
EVANSVILLE	11/11/16	*	23	1	8	.125	0	3	.000	4	5	.800	1	4	5	5.0	0	0	2	1	0	1	6	6.0
WM. & MARY	11/14/16	*	27	4	9	.444	1	5	.200	7	71.000	1	4	5	5.0	1	0	5	0	0	4	16	11.0	
LONG BEACH ST	11/17/16	*	24	5	9	.556	1	2	.500	0	.000	0	3	3	4.3	1	0	3	0	1	0	11	11.0	
vs Old Dominion	11/23/16	*	40	2	13	.154	1	3	.333	0	1.000	0	2	2	3.8	2	0	3	1	0	2	5	9.5	
vs Wichita State	11/24/16	*	21	3	6	.500	3	4	.750	2	21.000	0	2	2	3.4	5	1	1	1	0	0	11	9.8	
vs Baylor	11/25/16	*	30	1	9	.111	0	2	.000	2	21.000	1	4	5	3.7	4	0	1	1	0	1	4	8.8	
PURDUE	11/30/16	*	31	3	7	.429	2	4	.500	1	2.500	1	4	5	3.9	1	0	2	3	0	1	9	8.9	
at Grand Canyon	12/3/16	*	29	7	16	.438	1	5	.200	0	.000	2	1	3	3.8	3	0	0	1	0	1	15	9.6	
SO. ILLINOIS	12/7/16	*	26	6	12	.500	0	2	.000	0	1.000	2	10	12	4.7	2	0	2	1	0	0	12	9.9	
TEXAS SOUTHERN	12/10/16	*	33	4	10	.400	2	5	.400	1	2.500	2	4	6	4.8	1	0	1	2	3	0	11	10.0	

22 Deng Adel Statistics

Year	GP	GS	Min	Avg	FG	FGA	Pct	3FG	3FGA	Pct	FT	FTA	Pct	OReb	DReb	Reb	Avg	PF	FO	Ast	TO	Blk	Stl	Pts	Avg
2015-16	22	8	267	12.1	31	68	.456	7	20	.350	20	27	.741	10	36	46	2.1	23	0	14	26	1	6	89	4.0
2016-17	10	10	284	28.4	36	99	.364	11	35	.314	17	22	.773	10	38	48	4.8	20	1	20	11	4	10	100	10.0
TOTAL	32	18	551	17.2	67	167	.401	18	55	.327	37	49	.755	20	74	94	2.9	43	1	34	37	5	16	189	5.9

23 David Levitch

G 6-3 180 Sr. - 3L Goshen, Ky. (North Oldham HS)

- Last name is pronounced LEV-itch.
- Contributed six points and a steal against Long Beach State, making both of his three-point attempts.
- Scored nine points in 15 minutes in UofL's exhibition win over Bellarmine.
- Pitino has confidence in putting the senior in the game in most any situation.
- A walk-on for this first two seasons and his senior year, he earned a scholarship for his junior year.
- Saw action in 18 games as a junior, scoring in 10.
- Scored a career-high nine points vs. Cal State Northridge during his sophomore year, connecting on a career-best three three-pointers.
- Scored nearly 2,000 career points at North Oldham High School while burying 220 three-point goals in four years.
- His father David played college basketball at Centre College.
- Born Sept. 28, 1994 ... Major is sport administration.



23 David Levitch	
Games With ...	Season Career
Double-Figure scoring.....	0 0
6 or more rebounds.....	0 0
4 or more assists.....	0 0
A blocked shot.....	0 0
A steal.....	5 13
A three-pointer.....	3 15
20+ points.....	0 0

23 David Levitch Season Highs

- Points..... 6 vs. Long Beach St. (11/17)
- Reb. 4 vs. Old Dominion (11/23)
- Asst..... 2 (3 times) *latest:* vs. Grand Canyon (12/3)
- Blocks none
- Steals 2 vs. Grand Canyon (12/3)
- FGM 2 vs. Long Beach St. (11/17)
- FGA 3 vs. Long Beach St. (11/17)
vs. Texas Southern (12/10)
- 3FGM 2 vs. Long Beach St. (11/17)
- 3FGA 2 (3 times) *latest:* vs. Texas South. (12/10)
- FT..... 1 vs. William & Mary (11/14)
vs. Texas Southern (12/10)
- FTA..... 3 vs. William & Mary (11/14)
vs. Texas Southern (12/10)

23 David Levitch Career Highs

- Points..... 9 vs. Cal State Northridge (12/23/14)
vs. Grand Canyon (12/5/15)
- Reb. 4 vs. Old Dominion (11/23/16)
- Asst..... 2 (5 times) *latest:* vs. Grand Canyon (12/3/16)
- Blocks none
- Steals 2 (3 times) *latest:* vs. Grand Canyon (12/3/16)
- FGM 3 vs. Cal State Northridge (12/23/14)
vs. Grand Canyon (12/5/15)
- FGA 4 vs. Cal State Northridge (12/23/14)
- 3FGM 3 vs. Cal State Northridge (12/23/14)
- 3FGA 4 vs. Cal State Northridge (12/23/14)
- FT..... 4 vs. Utah Valley (12/23/15)
- FTA..... 4 (4 times) *latest:* Utah Valley (12/23/15)

23 David Levitch Game-by-Game

Opponent	Date	GS	Min	3-Point			Rebounds			Pct	PF	FO	A	TO	Blk	Stl	Pts	Avg					
				FG	FGA	Pct	Off	Def	Tot														
EVANSVILLE	11/11/16	12	0	2	.000	0	0	.000	0	0	0	0	3	3	3.0	0	0	2	0	0	0	0.0	
WM. & MARY	11/14/16	4	0	2	.000	0	1	.000	1	3	.333	1	0	1	2.0	0	0	0	0	0	0	1	0.5
LONG BEACH ST	11/17/16	9	2	3	.667	2	21	.000	0	0	.000	1	0	1	1.7	0	0	0	0	0	1	6	2.3
vs Old Dominion	11/23/16	7	1	2	.500	1	2	.500	0	0	.000	1	3	4	2.3	0	0	0	0	0	1	3	2.5
vs Wichita State	11/24/16	8	1	1	1.000	0	0	.000	0	0	.000	0	0	0	1.8	0	0	2	0	0	0	2	2.4
vs Baylor	11/25/16	7	1	1	1.000	0	0	.000	0	0	.000	0	1	1	1.7	1	0	0	0	0	0	2	2.3
PURDUE	11/30/16	5	1	1	1.000	0	0	.000	0	0	.000	0	0	0	1.4	0	0	0	0	0	0	2	2.3
at Grand Canyon	12/3/16	14	0	1	.000	0	1	.000	0	0	.000	0	2	2	1.5	0	0	2	0	0	2	0	2.0
SO. ILLINOIS	12/7/16	6	1	2	.500	0	0	.000	0	0	.000	0	0	0	1.3	3	0	0	0	0	0	2	2.0
TEXAS SOUTHERN	12/10/16	13	1	3	.333	1	2	.500	1	3	.333	2	1	3	1.5	0	0	1	0	0	1	4	2.2

23 David Levitch Statistics

Year	GP	GS	Min	Avg	FG	FGA	Pct	3FG	3FGA	Pct	FT	FTA	Pct	OReb	DReb	Reb	Avg	PF	FO	Ast	TO	Blk	Stl	Pts	Avg
2013-14	18	0	47	2.6	4	15	.267	3	8	.375	5	8	.625	0	6	6	0.3	7	0	3	3	0	1	16	0.9
2014-15	21	1	101	4.8	4	15	.267	4	10	.400	12	17	.706	4	2	6	0.3	13	0	6	5	0	4	24	1.1
2015-16	18	0	127	7.1	13	20	.650	8	12	.667	8	11	.727	4	8	12	0.7	10	0	9	5	0	5	42	2.3
2016-17	10	0	85	8.5	8	18	.444	4	8	.500	2	6	.333	5	10	15	1.5	4	0	7	0	0	6	22	2.2
TOTAL	67	1	360	5.4	29	68	.426	19	38	.500	27	42	.643	13	26	39	0.6	34	0	25	13	0	16	104	1.6

30 Ryan McMahon

G 6-0 170 Fr. - RS Sarasota, Fla. (Cardinal Mooney HS)

■ Redshirted during the 2015-16 season, he is the best long-range shooter for the Cardinals.

- Scored a season-high eight points against Texas Southern.
- Buried a pair of three-pointers against No. 15 Purdue.
- Quality 15 minutes against Long Beach State with six points, five assists and three rebounds, connecting on both of his three-point attempts.

■ Averaged 26.4 points, 3.3 assists, 3.0 rebounds and 2.5 steals as a senior in 2014-15 in leading Cardinal Mooney to a 26-4 record and the state final four for the first time in school history. He made 51 percent of his three-pointers (127 of 249) and 83 percent at the free throw line.

■ Honored as the 2015 Florida Class 3A Player of the Year, he was third in the 2015 voting for Florida Mr. Basketball

■ His father Dave played basketball at Valparaiso, his mother Kim played volleyball and his sister played volleyball at Jacksonville.

■ Born Sept. 22, 1996 ...Major is finance.



30 Ryan McMahon

Games With ...	Season	Career
Double-Figure scoring.....	0	0
6 or more rebounds.....	0	0
4 or more assists.....	1	1
A blocked shot.....	1	1
A steal.....	2	1
A three-pointer.....	3	3
20+ points.....	0	0

30 Ryan McMahon Season/Career Highs

- Points..... 8 vs. Texas Southern (12/10)
- Reb..... 3 vs. Long Beach St. (11/17)
- Asst..... 5 vs. Long Beach St. (11/17)
- Blocks..... 1 vs. Long Beach St. (11/17)
- Steals..... 1 vs. Long Beach St. (11/17)
vs. Purdue (11/30)
- FGM..... 2 (3 times) *latest*: vs. Texas South. (12/10)
- FGA..... 6 vs. Texas Southern (12/10)
- 3FGM..... 2 (3 times) *latest*: vs. Texas South. (12/10)
- 3FGA..... 5 vs. Texas Southern (12/10)
- FT..... 2 vs. Baylor (11/25)
vs. Texas Southern (12/10)
- FTA..... 2 vs. Baylor (11/25)
vs. Texas Southern (12/10)

30 Ryan McMahon Game-by-Game

Opponent	Date	GS	Min	FG	FGA	Pct	3-Point			Rebounds			Avg	PF	FO	A	TO	Blk	Stl	Pts	Avg	
							FG	FGA	Pct	FT	FTA	Pct										Off
EVANSVILLE	11/11/16	6	0	2	.000	0	1	.000	0	0	0	0.0	3	0	0	0	0	0	0	0	0.0	
WM. & MARY	11/14/16	5	0	1	.000	0	1	.000	0	0	0	0.0	0	0	3	0	0	0	0	0	0.0	
LONG BEACH ST	11/17/16	15	2	2	1.000	2	2	1.000	0	0	0	0.0	3	3	1.0	3	0	5	1	1	6	2.0
vs Old Dominion	11/23/16	2	0	0	.000	0	0	.000	0	0	0	0.0	0	0	0.8	0	0	0	0	0	0	1.5
vs Wichita State	11/24/16	2	0	1	.000	0	1	.000	0	0	0	0.0	1	1	0.8	0	0	0	1	0	0	1.2
vs Baylor	11/25/16	1	0	1	.000	0	1	.000	2	2	1.000	0	0	0	0.7	0	0	0	0	0	2	1.3
PURDUE	11/30/16	9	2	2	1.000	2	2	1.000	0	0	0	0.0	1	1	0.7	1	0	1	0	0	6	2.0
at Grand Canyon	12/3/16	4	0	1	.000	0	1	.000	0	0	0	0.0	0	0	0.6	1	0	0	0	0	0	1.8
SO. ILLINOIS	12/7/16	10	0	3	.000	0	3	.000	0	0	0	0.0	0	0	0.6	1	0	1	0	0	0	1.6
TEXAS SOUTHERN	12/10/16	10	2	6	.333	2	5	.400	2	2	1.000	0	1	1	0.6	2	0	0	0	0	8	2.2

30 Ryan McMahon Statistics

Year	GP	GS	Min	Avg	FG	FGA	Pct	3FG	3FGA	Pct	FT	FTA	Pct	OReb	DReb	Reb	Avg	PF	FO	Ast	TO	Blk	Stl	Pts	Avg
2016-17	10	0	64	6.4	6	19	.316	6	17	.353	4	4	1.000	0	6	6	0.6	11	0	10	2	1	2	22	2.2
TOTAL	10	0	64	6.4	6	19	.316	6	17	.353	4	4	1.000	0	6	6	0.6	11	0	10	2	1	2	22	2.2

45 Donovan Mitchell

G 6-3 195 So. - 1L Greenwich, Conn. (Brewster Academy)

- Starter at shooting guard in every game.
- Leads the ACC and ranks 13th in the nation in steals. His 26 steals in 10 games is one more than his entire freshman year.
- Top scorer in UofL's balanced lineup (11.4 ppg), he has scored at least seven points in every game this season.
- Blocked four shots vs. William & Mary, one more than his entire freshman year. He added nine points, five rebounds and three assists in the game.
- Trimmed 15 pounds and significantly improved his shot in the offseason.
- Played at least 10 minutes in every game as a freshman and was a starter on five occasions. He scored in double figures in 13 games.
- Started his first collegiate game against Wake Forest, scoring a career-high 18 points and pulling down a career-best eight rebounds while contributing two steals.
- One of just 10 players in Louisville history to score as many as 14 points in a freshman career debut.
- Averaged 14.3 points, 5.7 rebounds, 2.4 assists and 1.8 steals in 2014-15, helping Brewster Academy to a 34-1 record and its second straight National Prep Championship in 2015. He was an All-New England AAA first team selection by NEPSAC.
- Born Sept. 7, 1996 ... Major is communication.



45 Donovan Mitchell

Games With ...	Season	Career
Double-Figure scoring.....	5	18
6 or more rebounds.....	4	11
4 or more assists.....	2	4
A blocked shot.....	3	6
A steal.....	10	25
A three-pointer.....	9	23
20+ points.....	0	0

45 Donovan Mitchell Season Highs

- Points..... 17 vs. Baylor (11/25)
- Reb. 8 vs. Wichita State (11/24), Baylor (11/25)
- Asst..... 5 vs. Wichita State (11/24)
- Blocks.... 4 vs. William & Mary (11/14)
- Steals..... 7 vs. Old Dominion (11/23)
- FGM 6 vs. Evansville (11/11)
vs. Baylor (11/25)
- FGA 16 vs. Old Dominion (11/23)
- 3FGM 3 vs. Old Dominion (11/23)
- 3FGA 9 vs. Texas Southern (12/10)
- FT..... 4 vs. Old Dominion (11/23)
- FTA..... 5 vs. Old Dominion (11/23)

45 Donovan Mitchell Career Highs

- Points..... 18 vs. Wake Forest (1/3/16)
- Reb. 8 (3 times) *latest:* vs. Baylor (11/25/16)
- Asst..... 7 vs. Eastern Michigan (12/12/15)
- Blocks.... 4 vs. William & Mary (11/14/16)
- Steals..... 7 vs. Old Dominion (11/23/16)
- FGM 7 vs. Wake Forest (1/3/16)
vs. Duke (2/8/16)
- FGA 16 vs. Old Dominion (11/23/16)
- 3FGM 3 vs. Utah Valley (12/23/15)
vs. Old Dominion (11/23/16)
- 3FGA 9 vs. Texas Southern (12/10)
- FT..... 5 vs. Samford (11/13/15)
- FTA..... 6 (3 times) *latest:* Florida State (1/20/16)

45 Donovan Mitchell Game-by-Game

Opponent	Date	GS	Min	FG	FGA	3-Point			Pct	FT	FTA	Rebounds			Avg	PF	FO	A	TO	Blk	Stl	Pts	Avg	
						Pct	FG	FGA				Pct	Off	Def										Tot
EVANSVILLE	11/11/16	*	26	6	11	.545	2	6	.333	1	2	.500	2	3	5	5.0	0	0	3	3	0	4	15	15.0
WM. & MARY	11/14/16	*	29	4	10	.400	1	5	.200	0	0	.000	1	4	5	5.0	3	0	3	2	4	1	9	12.0
LONG BEACH ST	11/17/16	*	27	3	10	.300	2	5	.400	0	0	.000	2	4	6	5.3	0	0	1	2	1	2	8	10.7
vs Old Dominion	11/23/16	*	40	4	16	.250	3	6	.500	4	5	.800	3	4	7	5.8	3	0	2	2	0	7	15	11.8
vs Wichita State	11/24/16	*	35	5	13	.385	2	8	.250	2	3	.667	1	7	8	6.2	1	0	5	1	0	3	14	12.2
vs Baylor	11/25/16	*	36	6	11	.545	2	5	.400	3	4	.750	2	6	8	6.5	3	0	4	4	0	1	17	13.0
PURDUE	11/30/16	*	22	3	9	.333	0	3	.000	2	21	1.000	1	4	5	6.3	4	0	1	2	1	1	8	12.3
at Grand Canyon	12/3/16	*	26	4	9	.444	1	3	.333	0	0	.000	1	3	4	6.0	0	0	1	1	1	1	9	11.9
SO. ILLINOIS	12/7/16	*	26	2	8	.250	1	5	.200	2	4	.500	0	3	3	5.7	0	0	3	1	1	2	7	11.3
TEXAS SOUTHERN	12/10/16	*	27	4	14	.286	2	9	.222	2	2	1.000	3	2	5	5.6	2	0	3	0	0	4	12	11.4

45 Donovan Mitchell Statistics

Year	GP	GS	Min	Avg	FG	FGA	Pct	3FG	3FGA	Pct	FT	FTA	Pct	OReb	DReb	Reb	Avg	PF	FO	Ast	TO	Blk	Stl	Pts	Avg
2015-16	31	5	591	19.1	84	190	.442	18	72	.250	43	57	.754	34	70	104	3.4	78	2	52	30	3	25	229	7.4
2016-17	10	10	294	29.4	41	111	.369	16	55	.291	16	22	.727	16	40	56	5.6	16	0	26	18	8	26	114	11.4
TOTAL	41	15	885	21.6	125	301	.415	34	127	.268	59	79	.747	50	110	160	3.9	94	2	78	48	11	51	343	8.4



2016-17 Louisville Men's Basketball
LOUISVILLE Combined Team Statistics (as of Dec 10, 2016)
All games



RECORD:	OVERALL	HOME	AWAY	NEUTRAL
ALL GAMES	9-1	6-0	1-0	2-1
CONFERENCE	0-0	0-0	0-0	0-0
NON-CONFERENCE	9-1	6-0	1-0	2-1

#	Player	gp-gs	min	avg	Total		3-Point		F-Throw		Rebounds					pts	avg					
					fg-fga	fg%	3fg-fga	3fg%	ft-fa	ft%	off	def	tot	avg	pf			dq	a	to	blk	stl
45	MITCHELL, Donovan	10-10	294	29.4	41-111	.369	16-55	.291	16-22	.727	16	40	56	5.6	16	0	26	18	8	26	114	11.4
04	SNIDER, Quentin	10-10	283	28.3	32-108	.296	16-52	.308	28-39	.718	6	20	26	2.6	15	0	36	12	0	1	108	10.8
22	ADEL, Deng	10-10	284	28.4	36-99	.364	11-35	.314	17-22	.773	10	38	48	4.8	20	1	20	11	4	10	100	10.0
10	JOHNSON, Jaylen	10-10	215	21.5	41-66	.621	1-3	.333	11-26	.423	40	42	82	8.2	21	0	4	16	12	4	94	9.4
00	KING, VJ	10-0	150	15.0	24-53	.453	8-14	.571	22-26	.846	10	19	29	2.9	7	0	5	7	1	2	78	7.8
12	MATHIANG, Mangok	10-10	199	19.9	26-57	.456	0-0	.000	23-37	.622	27	39	66	6.6	28	1	6	14	12	5	75	7.5
13	SPALDING, Ray	10-0	184	18.4	30-45	.667	0-3	.000	12-17	.706	16	32	48	4.8	33	3	9	9	10	6	72	7.2
14	MAHMOUD, Anas	7-0	126	18.0	17-23	.739	0-0	.000	4-6	.667	8	16	24	3.4	22	1	8	8	15	5	38	5.4
05	STOCKMAN, Matz	10-0	55	5.5	10-16	.625	0-0	.000	9-15	.600	10	7	17	1.7	8	0	3	6	2	2	29	2.9
01	HICKS, Tony	6-0	69	11.5	5-25	.200	1-9	.111	6-8	.750	2	7	9	1.5	2	0	10	6	0	5	17	2.8
23	LEVITCH, David	10-0	85	8.5	8-18	.444	4-8	.500	2-6	.333	5	10	15	1.5	4	0	7	0	0	6	22	2.2
30	McMAHON, Ryan	10-0	64	6.4	6-19	.316	6-17	.353	4-4	1.000	0	6	6	0.6	11	0	10	2	1	2	22	2.2
11	HENDERSON, Jay	5-0	13	2.6	2-4	.500	1-2	.500	2-2	1.000	0	0	0	0.0	4	0	1	0	0	2	7	1.4
15	SHARPE, Tyler	4-0	4	1.0	0-3	.000	0-3	.000	0-0	.000	1	0	1	0.3	0	0	0	0	0	0	0	0.0
Team											12	9	21				1					
Total.....		10	2025		278-647	.430	64-201	.318	156-230	.678	163	285	448	44.8	191	6	145	110	65	76	776	77.6
Opponents.....		10	2025		206-573	.360	56-198	.283	129-208	.620	120	242	362	36.2	199	-	104	160	30	50	597	59.7

TEAM STATISTICS	LOU	OPP	Date	Opponent	Score	Att.
SCORING	776	597	11/11/16	EVANSVILLE	w 78-47	21129
Points per game	77.6	59.7	11/14/16	WILLIAM & MARY	w 91-58	19314
Scoring margin	+17.9	-	11/17/16	LONG BEACH ST	w 88-56	14337
FIELD GOALS-ATT	278-647	206-573	11/23/16	vs Old Dominion	Wot 68-62	1601
Field goal pct	.430	.360	11/24/16	vs Wichita State	w 62-52	1604
3 POINT FG-ATT	64-201	56-198	11/25/16	vs Baylor	L 63-66	1655
3-point FG pct	.318	.283	11/30/16	PURDUE	w 71-64	21841
3-pt FG made per game	6.4	5.6	12/3/16	at Grand Canyon	w 79-70	7493
FREE THROWS-ATT	156-230	129-208	12/7/16	SOUTHERN ILLINOIS	w 74-51	18894
Free throw pct	.678	.620	12/10/16	TEXAS SOUTHERN	w 102-71	18152
F-Throws made per game	15.6	12.9				
REBOUNDS	448	362				
Rebounds per game	44.8	36.2				
Rebounding margin	+8.6	-				
ASSISTS	145	104				
Assists per game	14.5	10.4				
TURNOVERS	110	160				
Turnovers per game	11.0	16.0				
Turnover margin	+5.0	-				
Assist/turnover ratio	1.3	0.7				
STEALS	76	50				
Steals per game	7.6	5.0				
BLOCKS	65	30				
Blocks per game	6.5	3.0				
ATTENDANCE	113667	12353				
Home games-Avg/Game	6-18944	1-7493				
Neutral site-Avg/Game	-	3-1620				

* - Conference game

Score by Periods	1st	2nd	OT	Totals
LOUISVILLE	377	380	19	776
Opponents	264	320	13	597

2016-17 Louisville Men's Basketball Game-by-Game Team Statistics

Teams	FG-FGA	Pct	3Pt-Att	Pct	FT-FTA	Pct	O	D	Reb	PF-D	Asst	TO	Blk	Stl	1H	2H	OT	TOT
Evansville	16-57	.281	4-15	.267	11-20	.550	11	18	29	18-0	6	13	2	7	27	20		47
LOUISVILLE	30-63	.476	3-15	.200	15-27	.556	19	33	52	17-1	15	12	10	10	43	35		78
William & Mary	19-61	.311	6-29	.207	14-27	.519	14	28	42	21-0	11	16	3	2	31	27		58
LOUISVILLE	33-72	.457	10-28	.357	15-25	.600	17	32	49	23-0	21	9	11	10	44	47		91
Long Beach State	18-61	.295	6-18	.333	14-17	.824	14	23	37	20-0	6	19	3	8	27	29		56
LOUISVILLE	34-76	.447	7-20	.350	13-18	.722	21	30	51	14-0	20	10	9	9	42	46		88
Old Dominion	22-58	.379	3-16	.188	15-32	.469	13	38	51	28-1	12	22	6	5	24	25	13	62
LOUISVILLE	19-64	.297	8-20	.400	22-35	.629	16	33	49	27-2	12	14	3	10	24	25	19	68
Wichita State	18-57	.316	6-22	.273	10-18	.556	11	22	33	17-0	12	12	0	4	17	35		52
LOUISVILLE	19-52	.365	7-24	.292	17-23	.739	12	34	46	22-1	13	15	8	4	33	29		62
Baylor	26-49	.531	2-13	.154	12-17	.706	7	24	31	12-0	17	12	7	5	24	42		66
LOUISVILLE	25-64	.391	5-18	.278	8-10	.800	15	20	35	19-0	11	7	2	4	39	24		63
Purdue	19-53	.358	10-23	.435	16-22	.727	9	25	34	19-0	13	17	1	6	19	45		64
LOUISVILLE	28-58	.483	4-13	.308	11-17	.647	8	28	36	19-1	11	12	3	6	33	38		71
Grand Canyon	23-49	.469	6-12	.500	18-24	.750	6	19	25	20-0	7	13	3	2	37	33		70
LOUISVILLE	29-61	.475	5-15	.333	16-19	.842	14	22	36	19-0	15	10	4	5	36	43		79
Southern Illinois	19-54	.352	5-24	.208	8-11	.727	5	26	31	20-1	8	17	3	7	26	25		51
LOUISVILLE	27-59	.458	4-17	.235	16-26	.615	13	30	43	14-0	13	12	9	8	37	37		74
Texas Southern	26-74	.351	8-26	.308	11-20	.550	30	19	49	24-1	12	19	2	4	32	39		71
LOUISVILLE	34-78	.436	11-31	.355	23-30	.767	28	23	51	17-1	14	9	6	10	46	56		102



2016-17 Louisville Men's Basketball LOUISVILLE Points-Rebounds-Assists (as of Dec 10, 2016) All games



Opponent	Date	Score	00 KING,VJ	01 HICKS,TONY	04 SNIDER,QUE	05 STOCKMAN,M	10 JOHNSON,JA	11 HENDERSON,	12 MATHIANG,M
EVANSVILLE	11/11/16	78-47 w	6-2-0	4-2-2	3-2-3	4-2-0	19-14-1	0-0-0	9-7-0
WILLIAM & MARY	11/14/16	91-58 w	17-5-0	4-2-3	13-3-4	0-1-0	13-9-0	3-0-0	3-10-2
LONG BEACH ST	11/17/16	88-56 w	8-3-0	DNP	4-2-5	0-1-1	14-11-0	2-0-1	11-7-0
vs Old Dominion	11/23/16	68-62 w	2-2-1	0-0-0	18-1-4	0-1-0	6-12-2	DNP	12-5-0
vs Wichita State	11/24/16	62-52 w	10-4-0	DNP	14-4-3	0-1-0	1-6-0	DNP	1-2-0
vs Baylor	11/25/16	63-66 L	5-2-0	DNP	14-2-3	1-1-0	10-6-0	0-0-0	0-5-1
PURDUE	11/30/16	71-64 w	0-2-0	0-1-1	9-2-2	0-0-0	6-2-0	DNP	11-8-1
at Grand Canyon	12/3/16	79-70 w	14-3-3	DNP	9-3-4	10-3-0	5-4-1	DNP	3-8-1
SOUTHERN ILLINOIS	12/7/16	74-51 w	3-3-0	2-0-2	9-1-4	7-2-1	9-10-0	DNP	15-6-0
TEXAS SOUTHERN	12/10/16	102-71 w	13-3-1	7-4-2	15-6-4	7-5-1	11-8-0	2-0-0	10-8-1

Opponent	Date	Score	13 SPALDING,R	14 MAHMOUD,AN	15 SHARPE,TYL	22 ADEL,DENG	23 LEVITCH,DA	30 MCMAHON,RY	45 MITCHELL,D
EVANSVILLE	11/11/16	78-47 w	2-4-1	10-5-1	0-0-0	6-5-2	0-3-2	0-0-0	15-5-3
WILLIAM & MARY	11/14/16	91-58 w	10-4-0	2-3-1	DNP	16-5-5	1-1-0	0-0-3	9-5-3
LONG BEACH ST	11/17/16	88-56 w	10-6-3	8-8-1	0-0-0	11-3-3	6-1-0	6-3-5	8-6-1
vs Old Dominion	11/23/16	68-62 w	5-5-0	2-2-0	DNP	5-2-3	3-4-0	0-0-0	15-7-2
vs Wichita State	11/24/16	62-52 w	4-9-1	5-5-1	DNP	11-2-1	2-0-2	0-1-0	14-8-5
vs Baylor	11/25/16	63-66 L	6-4-0	2-0-2	DNP	4-5-1	2-1-0	2-0-0	17-8-4
PURDUE	11/30/16	71-64 w	11-9-1	9-1-2	DNP	9-5-2	2-0-0	6-1-1	8-5-1
at Grand Canyon	12/3/16	79-70 w	14-3-3	DNP	DNP	15-3-0	0-2-2	0-0-0	9-4-1
SOUTHERN ILLINOIS	12/7/16	74-51 w	8-4-0	DNP	0-0-0	12-12-2	2-0-0	0-0-1	7-3-3
TEXAS SOUTHERN	12/10/16	102-71 w	2-0-0	DNP	0-1-0	11-6-1	4-3-1	8-1-0	12-5-3

2016-17 Louisville Men's Basketball Miscellaneous Statistics

Louisville's Record When the Cardinals ...

Lead at halftime	7-1
Trail at halftime	1-0
Are tied at halftime	1-0
Shoot better from the field than opponent	8-0
Shoot worse from the field than opponent	1-1
Shoot 50 percent or better from the field	0-0
Shoot below 50 percent from the field	9-1
Opp. shoots 50 pct. or better from the field	0-1
Opp. shoots below 50 pct. from the field	9-0
Make 7 or fewer three-point goals	6-1
Make more than 7 three-point goals	3-0
Attempt 20 or fewer three-point goals	6-1
Attempt more than 20 three-point goals	3-0
Shoot more free throws than their opp.	6-0
Opponent shoots more free throws	3-1
Outrebound their opponent	8-1
Are outrebounded by their opponent	1-0
Bench outscores the opponent bench	7-0
Opponent bench outscores their bench	2-1
Commit fewer turnovers than their opp.	8-1
Commit more turnovers than their opp.	1-0
Commit same number of turnover as opp.	0-0
Commit 15 or fewer turnovers	9-1
Commit more than 15 turnovers	0-0
Lead with 5:00 Remaining	8-1
Trail with 5:00 Remaining	0-0
Tied with 5:00 Remaining	1-0
1-3 point margins	0-0
4-5 point margins	0-1
6-10 point margins	4-0
11-19 point margins	0-0
20 or more point margins	5-0
Overtime games	1-0
Vs. Top 25 teams	1-1
Home games	6-0
Away games	1-0
Neutral games	2-1
Score 59 or fewer points	0-0
Score 60-69 points	2-1
Score 70-79 points	4-0
Score 80-89 points	1-0
Score 90 or more points	2-0
Allow 59 or fewer points	5-0
Allow 60-69 points	2-1
Allow 70-79 points	2-0
Allow 80 or more points	0-0

Double-Doubles

Johnson	2	Adel	1
---------	---	------	---

Points Off Turnovers

Louisville	177	Opponents	100
------------	-----	-----------	-----

Bench Scoring

Louisville	285 (28.5)	Opp.	175 (17.5)
------------	------------	------	------------

Rebounding Advantage

Louisville	9	Opponents	1
------------	---	-----------	---

Attendance

Home	113,772	(18,962 avg.)
Away	7,493	(7,493 avg.)
Neutral	4,860	(1,620 avg.)
Total	126,125	(12,613 avg.)

Double-Figure

Scoring Games

Adel	6
Johnson	5
Mathiang	5
Mitchell	5
Snider	5
King	4
Spalding	4
Mahmoud	1
Stockman	1

Games Leading

UofL in Scoring

Snider	3
Johnson	2
Mathiang	2
Mitchell	2
Adel	1
King	1
Spalding	1

Games Leading

UofL in Rebounding

Johnson	4
Mathiang	3
Spalding	2
Adel	1
Mitchell	1

Games Leading

UofL in Assists

Snider	7
Mitchell	3
Adel	2
Mahmoud	1
McMahon	1

Scored Louisville's First Points

<i>Who</i>	
Mathiang	3
Snider	3
Johnson	2
Adel	1
Mitchell	1

How

Jumper	3
Free Throw	2
Layup	2
Three-pointer	2
Tip-in	1

Dunks 34

Spalding	12
Johnson	11
Mahmoud	4
Mathiang	3
Mitchell	2
Adel	1
Stockman	1

Jump Balls Controlled

Louisville	6	(Mathiang 6)
Opponents	4	

Starting Lineups

W-L	Forward	Forward	Center	Guard	Guard
9-1	Adel	Johnson	Mathiang	Snider	Mitchell

Scoring Summary

	1st Half	2nd Half	OT	Total
Louisville	377	380	19	776
Opponents	264	320	13	597

Leads and Deficits

UL's Biggest Halftime Lead	16 (43-27) vs. Evansville (11/11)
	(33-17) vs. Wichita State (11/24)
UL's Biggest Halftime Lead Blown	15 (39-24) vs. Baylor (11/25)
UL's Biggest Halftime Deficit	
Overcome	1 (36-37) vs. Grand Canyon (12/3)
UL's Biggest 2nd Half Lead	36 (91-55) vs. Wm. & Mary (11/14)
UL's Biggest 2nd Half Lead Blown	20 (44-24) vs. Baylor (11/25)
UL's Biggest 2nd Half Deficit	7 (31-38) vs. Old Dominion (11/23)
UL's Biggest 2nd Half Deficit	
Overcome	7 (31-38) vs. Old Dominion (11/23)
UL's Biggest Overall Lead	36 (91-55) vs. Wm. & Mary (11/14)
UL's Biggest Lead Blown	22 (32-10) vs. Baylor (11/25)
UL's Biggest Overall Deficit	7 (31-38) vs. Old Dominion (11/23)
UL's Biggest Deficit Overcome	7 (31-38) vs. Old Dominion (11/23)

Home, Road and Half Statistics

Halftime Leads	UL 8, Opp 1, Tied 1
FG% in KFC Yum! Center	458 (186-406)
FG% Away from Home	382 (92-241)
3 Pt FG% in KFC Yum! Center	315 (39-124)
3 Pt FG% Away from Home	325 (25-77)
FT% in KFC Yum! Center	650 (93-143)
FT% Away from Home	724 (63-87)
Scoring Average	
in KFC Yum! Center	84.0 (504 pts.)
Scoring Avg. on the Road	68.0 (272 pts.)
Opp. Scoring Average	
in KFC Yum! Center	57.8 (347 pts.)
Opp. Scoring Average	
on the Road	62.5 (250 pts.)
Most 1st Half Points	46 vs. Texas Southern (12/10)
Most 2nd Half Points	56 vs. Texas Southern (12/10)
Fewest 1st Half Points	24 vs. Old Dominion (11/23)
Fewest 2nd Half Points	24 vs. Baylor (11/25)
Largest Halftime Lead	16 vs. Evansville (11/11)
	vs. Wichita State (11/24)
Largest Halftime Deficit	1 vs. Grand Canyon (12/3)

2016-17 Louisville Men's Basketball Team Superlatives

Louisville High	Louisville Low	Statistical Category	Opponent High	Opponent Low
102 vs. Texas Southern (12/10)	62 vs. Wichita State (11/24)	Points	71 by Texas Southern (12/10)	47 by Evansville (11/11)
46 vs. Texas Southern (12/10)	24 vs. Old Dominion (11/23)	First Half Points	37 by Grand Canyon (12/3)	17 by Wichita St. (11/24)
56 vs. Texas Southern (12/10)	24 vs. Baylor (11/25)	Second Half Points	45 by Purdue (11/30)	20 by Evansville (11/11)
34 vs. Long Beach St. (11/17)	19 vs. Old Dominion (11/23)	Field Goals	26 by Baylor (11/25)	16 by Evansville (11/11)
vs. Texas Southern (12/10)	vs. Wichita State (11/24)		by Texas Southern (12/10)	
78 vs. Texas Southern (12/10)	52 vs. Wichita State (11/24)	Field Goal Attempts	74 by Texas Southern (12/10)	49 by Baylor (11/25)
				by Grand Canyon (12/3)
.483 vs. Purdue (11/30)	.297 vs. Old Dominion (11/23)	FG Percentage	.521 by Baylor (11/25)	.281 by Evansville (11/11)
11 vs. Texas Southern (12/10)	3 vs. Evansville (11/11)	3-Point Field Goals	10 by Purdue (11/30)	2 by Baylor (11/25)
31 vs. Texas Southern (12/10)	13 vs. Purdue (11/30)	3-Point Field Goal Att.	29 by William & Mary (11/14)	12 by Grand Canyon (12/3)
.400 vs. Old Dominion (11/23)	.200 vs. Evansville (11/11)	3-Point FG Percentage	.500 by Grand Canyon (12/3)	.154 by Baylor (11/25)
23 vs. Texas Southern (12/10)	8 vs. Baylor (11/25)	Free Throws	18 by Grand Canyon (12/3)	8 by Southern Illinois (12/7)
35 vs. Old Dominion (11/23)	10 vs. Baylor (11/25)	Free Throw Attempts	32 by Old Dominion (11/23)	11 by Southern Illinois (12/7)
.842 vs. Grand Canyon (12/3)	.556 vs. Evansville (11/11)	Free Throw Percentage	.824 by Long Beach St. (11/17)	.469 by Old Dominion (11/23)
28 vs. Texas Southern (12/10)	8 vs. Purdue (11/30)	Offensive Rebounds	30 by Texas Southern (12/10)	5 by Southern Illinois (12/7)
34 vs. Wichita State (11/24)	20 vs. Baylor (11/25)	Defensive Rebounds	38 by Old Dominion (11/23)	17 by Long Beach St. (11/17)
52 vs. Evansville (11/11)	35 vs. Baylor (11/25)	Total Rebounds	51 by Old Dominion (11/23)	25 by Grand Canyon (12/3)
27 vs. Old Dominion (11/23)	14 vs. Long Beach St. (11/17)	Fouls	28 by Old Dominion (11/23)	12 by Baylor (11/25)
	vs. Southern Illinois (12/7)			
21 vs. William & Mary (11/14)	11 vs. Baylor (11/25)	Assists	17 by Baylor (11/25)	6 by Evansville (11/11)
	vs. Purdue (11/30)			by Long Beach St. (11/17)
15 vs. Wichita State (11/24)	7 vs. Baylor (11/25)	Turnovers	22 by Old Dominion (11/23)	12 by Wichita State, Baylor
11 vs. William & Mary (11/14)	2 vs. Baylor (11/25)	Blocked Shots	7 by Baylor (11/25)	0 by Wichita State (11/24)
10 four times	4 vs. Wichita State (11/24)	Steals	8 by Long Beach St. (11/17)	2 by William & Mary (11/14)
<i>latest:</i> vs. Texas Southern (12/10)	vs. Baylor (11/25)			by Grand Canyon (12/3)

2016-17 Louisville Men's Basketball Individual Superlatives

	Louisville	Opponent
Points	19 by Jaylen Johnson vs. Evansville (11/11)	42 by DeWayne Russell, Grand Canyon (12/3)
Field Goals Made	9 by Jaylen Johnson vs. Evansville (11/11)	14 by DeWayne Russell, Grand Canyon (12/3)
Field Goals Attempted	17 by Quentin Snider vs. Baylor (11/25)	30 by Demontrae Jefferson, Texas Southern (12/10)
Highest FG Pct. (min. 5 made)	100 (5-5) by Anas Mahmoud vs. Evansville (11/11) (5-5) by Ray Spalding vs. Purdue (11/30)	.750 (9-12) by Brandan Stith, Old Dominion (11/23)
3-Point Field Goals Made	4 by Quentin Snider vs. William & Mary (11/14)	3 seven times <i>latest:</i> by D. Jefferson, Texas Southern
3-Point Field Goals Attempted	9 by Quentin Snider vs. William & Mary (11/14) by Donovan Mitchell vs. Texas Southern (12/10)	10 by Demontrae Jefferson, Texas Southern (12/10)
3-Point FG Pct. (min. 3 made)	1.000 (3-3) by V.J. King vs. William & Mary (11/14)	100 (3-3) by Ryan Cline, Purdue (11/30)
Free Throws Made	7 by Deng Adel vs. William & Mary (11/14) by Quentin Snider vs. Old Dominion (11/23)	11 by DeWayne Russell, Grand Canyon (12/3)
Free Throws Attempted	11 by Quentin Snider vs. Old Dominion (11/23)	16 by DeWayne Russell, Grand Canyon (12/3)
Free Throw Pct. (min. 8 made)	none	.688 (11-16) by DeWayne Russell, Grand Canyon (12/3)
Offensive Rebounds	7 by Jaylen Johnson vs. Evansville (11/11)	15 by Derrick Griffin, Texas Southern (12/10)
Defensive Rebounds	10 by Deng Adel vs. Southern Illinois (12/7)	11 by Derrick Griffin, Texas Southern (12/10)
Total Rebounds	14 by Jaylen Johnson vs. Evansville (11/11)	26 by Derrick Griffin, Texas Southern (12/10)
Turnovers	5 by Mangok Mathiang vs. Old Dominion (11/23)	11 by D. Jefferson, Texas Southern (12/10)
Assists	5 four times <i>latest:</i> by Donovan Mitchell vs. Wichita St. (11/24)	5 by J. Lindsey & I. Wainright, Baylor (11/25)
Blocked Shots	6 vs. Anas Mahmoud vs. Wichita State (11/24) vs. Jaylen Johnson vs. Southern Illinois (12/7)	6 by Jo Lual-Acuil, Baylor (11/25)
Steals	7 by Donovan Mitchell vs. Old Dominion (11/23)	3 by Ryan Taylor, Evansville (11/11)
Minutes Played (regulation game)	36 by Donovan Mitchell vs. Baylor (11/25)	40 by DeWayne Russell, Grand Canyon (12/3) by D. Jefferson, Texas Southern (12/10)
Minutes Played (overtime game)	40 by D. Mitchell & D. Adel vs. Old Dominion (11/23)	41 by Denzell Taylor, Old Dominion (11/23)



2016-17 Louisville Men's Basketball
LOUISVILLE Game-by-Game Highs (as of Dec 10, 2016)
All games



Opponent	Date	Score	Points	Rebounds	Assists	Steals	Blocked shots
EVANSVILLE	11/11/16	78-47	19-JOHNSON, Jaylen	14-JOHNSON, Jaylen	3-MITCHELL, Donovan SNIDER, Quentin	4-MITCHELL, Donovan	3-JOHNSON, Jaylen MAHMOUD, Anas
WILLIAM & MARY	11/14/16	91-58	17-KING, V.J.	10-MATHIANG, Mang	5-ADEL, Deng	4-ADEL, Deng	5-MATHIANG, Mar
LONG BEACH ST	11/17/16	88-56	14-JOHNSON, Jaylen	11-JOHNSON, Jaylen	5-SNIDER, Quentin McMAHON, Ryan	2-MATHIANG, Mango SPALDING, Ray MITCHELL, Donovan	2-SPALDING, Ray MAHMOUD, Anas
vs Old Dominion	11/23/16	68-62	18-SNIDER, Quentin	12-JOHNSON, Jaylen	4-SNIDER, Quentin	7-MITCHELL, Donovan	2-SPALDING, Ray
vs Wichita State	11/24/16	62-52	14-MITCHELL, Donovan SNIDER, Quentin	9-SPALDING, Ray	5-MITCHELL, Donovan	3-MITCHELL, Donovan	6-MAHMOUD, Anas
vs Baylor	11/25/16	63-66	17-MITCHELL, Donovan	8-MITCHELL, Donovan	4-MITCHELL, Donovan	1-MAHMOUD, Anas MITCHELL, Donovan MATHIANG, Mango	1-MAHMOUD, Anas MATHIANG, Man
PURDUE	11/30/16	71-64	11-MATHIANG, Mang SPALDING, Ray	9-SPALDING, Ray	2-SNIDER, Quentin MAHMOUD, Anas ADEL, Deng	1-MATHIANG, Mango ADEL, Deng MITCHELL, Donovan MAHMOUD, Anas JOHNSON, Jaylen McMAHON, Ryan	1-SPALDING, Ray MAHMOUD, Anas MITCHELL, Dono MAHMOUD, Anas JOHNSON, Jaylen
at Grand Canyon	12/3/16	79-70	15-ADEL, Deng	8-MATHIANG, Mango	4-SNIDER, Quentin	2-LEVITCH, David	2-MATHIANG, Mar
SOUTHERN ILLINOIS	12/7/16	74-51	15-MATHIANG, Mang	12-ADEL, Deng	4-SNIDER, Quentin	2-HICKS, Tony SPALDING, Ray MITCHELL, Donovan	6-JOHNSON, Jaylen
TEXAS SOUTHERN	12/10/16	102-71	15-SNIDER, Quentin	8-JOHNSON, Jaylen MATHIANG, Mango	4-SNIDER, Quentin	4-MITCHELL, Donovan	3-ADEL, Deng

Specialty Stats Game-by-Game (UL/Opp)

Opponent	Date	Paint	Off TO	2nd Chnc	Fast Brk	Bench	Opponent	Date	Paint	Off TO	2nd Chnc	Fast Brk	Bench
Evansville	11/11/16	46/20	20/12	23/4	7/6	26/19	Baylor	11/25/16	38/46	11/9	13/5	9/10	18/36
William & Mary	11/14/16	46/22	22/5	14/13	10/4	37/23	Purdue	11/30/16	32/18	11/13	14/11	2/4	28/23
Long Beach State	11/17/16	42/20	25/12	19/12	0/4	40/18	Grand Canyon	12/3/16	44/22	18/7	10/5	4/6	38/5
Old Dominion	11/23/16	20/34	17/11	18/13	4/4	12/15	Southern Illinois	12/7/16	40/22	17/10	13/3	6/8	22/4
Wichita State	11/24/16	18/20	8/9	16/16	5/2	21/24	Texas Southern	12/10/16	38/32	28/11	30/25	6/6	43/8



2016-17 Louisville Men's Basketball
LOUISVILLE Team Game-by-Game Comparison (as of Dec 10, 2016)
All games



Opponent	1st	2nd	Score	Mar	Total FG	FG Pct	3-Pointers	3FG Pct	Free Throws	FT Pct	Rebounds	Assist	T/Over	Block	Steal	Fouls
EVANSVILLE	43/27	35/20	78-47	+31	30-63/16-57	.476/.281	3-15/4-15	.200/.267	15-27/11-20	.556/.550	52/29 +23	15/6	12/13	10/2	10/7	17/18
WILLIAM & MARY	44/31	47/27	91-58	+33	33-72/19-61	.458/.311	10-28/6-29	.357/.207	15-25/14-27	.600/.519	49/42 +7	21/11	9/16	11/3	10/2	23/21
LONG BEACH ST	42/27	46/29	88-56	+32	34-76/18-61	.447/.295	7-20/6-18	.350/.333	13-18/14-17	.722/.824	51/37 +14	20/6	10/19	9/3	9/8	14/20
Old Dominion	24/24	25/25	68-62	+6	19-64/22-58	.297/.379	8-20/3-16	.400/.188	22-35/15-32	.629/.469	49/51 (2)	12/12	14/22	3/6	10/5	27/28
Wichita State	33/17	29/35	62-52	+10	19-52/18-57	.365/.316	7-24/6-22	.292/.273	17-23/10-18	.739/.556	46/33 +13	13/12	15/12	8/0	4/4	22/17
Baylor	39/24	24/42	63-66	(3)	25-64/26-49	.391/.531	5-18/2-13	.278/.154	8-10/12-17	.800/.706	35/31 +4	11/17	7/12	2/7	4/5	19/12
PURDUE	33/19	38/45	71-64	+7	28-58/19-53	.483/.358	4-13/10-23	.308/.435	11-17/16-22	.647/.727	36/34 +2	11/13	12/17	3/1	6/6	19/19
Grand Canyon	36/37	43/33	79-70	+9	29-61/23-49	.475/.469	5-15/6-12	.333/.500	16-19/18-24	.842/.750	36/25 +11	15/7	10/13	4/3	5/2	19/20
SOUTHERN ILLINOIS	37/26	37/25	74-51	+23	27-59/19-54	.458/.352	4-17/5-24	.235/.208	16-26/8-11	.615/.727	43/31 +12	13/8	12/17	9/3	8/7	14/20
TEXAS SOUTHERN	46/32	56/39	102-71	+31	34-78/26-74	.436/.351	11-31/8-26	.355/.308	23-30/11-20	.767/.550	51/49 +2	14/12	9/19	6/2	10/4	17/24

Note: Game totals are displayed in the format TEAM/OPPONENT for each category

2016-17 Box Scores

Louisville 109, Kentucky Wesleyan 71 (exhibition) Nov. 3, 2016 -- KFC YUM! CENTER

Louisville 109

Player	min	FG	3FG	FT	Reb	Ast	TO	BL	ST	PF	TP
Johnson	f 21	6-6	0-0	3-6	6	2	2	0	0	4	15
Adel	f 23	5-7	1-1	5-5	7	3	3	0	0	1	16
Mahmoud	c 19	3-7	0-0	0-0	1	0	2	1	1	1	6
Snider	g 27	5-9	4-6	0-0	3	2	2	0	1	1	14
Mitchell	g 21	4-9	0-3	3-4	5	4	1	1	2	3	11
King	16	2-3	1-1	3-4	3	0	1	0	0	2	8
Hicks	15	1-4	0-1	1-2	3	5	0	0	0	2	3
Stockman	8	2-5	0-0	3-4	4	2	1	0	0	2	7
Henderson	1	0-0	0-0	0-0	0	0	0	0	0	0	0
Mathiang	13	3-3	0-0	1-2	5	1	0	1	1	4	7
Spalding	19	4-6	0-0	0-0	4	0	4	2	2	0	8
Levitich	8	0-1	0-1	0-0	0	1	0	0	0	2	0
McMahon	9	4-5	3-4	3-4	1	0	0	0	1	2	14
Team					1						
Totals	200	39-65	9-17	22-31	43	21	14	6	8	24	109

Total FG% 1st H: 20-36 55.6% 2nd H: 19-29 65.5% Game: 60.0%
 3-Pt. FG% 1st H: 3- 8 37.5% 2nd H: 6- 9 66.7% Game: 52.9%
 FThrow % 1st H: 8-10 80.0% 2nd H: 14-21 66.7% Game: 71.0%

Kentucky Wesleyan 71

Player	min	FG	3FG	FT	Reb	Ast	TO	BL	ST	PF	TP
Williams	26	5-12	0-4	2-2	5	1	1	0	0	5	12
Hatton	28	4-9	2-4	1-2	2	0	1	0	0	2	11
Foster	16	0-2	0-0	4-4	0	0	4	0	0	0	4
Jacks	30	5-8	0-0	3-7	11	3	4	0	0	4	13
Bosley	32	3-12	1-5	7-9	2	2	1	0	0	0	14
Lindsey	22	1-2	0-1	4-5	4	5	5	0	0	4	6
Noffsinger	2	0-0	0-0	0-0	0	1	0	0	0	0	0
Stanford	14	2-5	0-0	0-1	2	0	1	1	0	4	4
Lukens	2	0-0	0-0	0-0	0	0	0	0	0	0	0
Derksen	14	2-4	1-3	0-0	1	1	1	0	0	2	5
Vigilance	14	1-5	0-0	0-1	2	0	1	0	4	5	2
Team					1		1				
Totals	200	23-59	4-18	21-30	30	13	20	1	4	26	71

Total FG% 1st H: 10-28 35.7% 2nd H: 13-31 41.9% Game: 39.0%
 3-Pt. FG% 1st H: 4-11 36.4% 2nd H: 0- 7 0.0% Game: 22.2%
 F Throw % 1st H: 7-10 70.0% 2nd H: 14-20 70.0% Game: 70.0%

Score by Periods	1st	2nd	Total	Attendance:
Ky. Wesleyan	31	40	71	15,836
Louisville	51	58	109	Ties: 0
				Lead Changes: 0

Louisville 81, Bellarmine 60 (exhibition) Nov. 7, 2016 -- KFC YUM! CENTER

Louisville 81

Player	min	FG	3FG	FT	Reb	Ast	TO	BL	ST	PF	TP
Johnson	f 26	3-8	0-0	0-0	11	0	3	1	2	1	6
Adel	f 22	5-9	1-3	2-2	3	2	1	0	0	3	13
Mathiang	c 23	1-3	0-0	0-0	5	2	1	0	0	1	2
Snider	g 28	4-11	3-6	0-0	3	4	1	0	0	2	11
Mitchell	g 17	4-6	3-4	2-2	2	1	1	0	0	2	13
King	15	3-6	0-0	0-1	2	0	0	0	0	2	6
Hicks	12	5-8	0-1	2-4	2	2	1	0	0	1	12
Henderson	3	0-1	0-1	0-0	0	0	0	0	0	0	0
Spalding	14	1-4	0-0	2-2	3	1	2	2	3	4	4
Mahmoud	17	1-3	0-0	0-0	6	1	1	0	1	1	2
Levitich	15	3-4	1-2	2-2	0	0	0	0	0	0	9
McMahon	8	1-2	1-2	0-2	0	0	0	0	1	2	3
Team					0						
Totals	200	31-65	9-19	10-15	37	11	12	4	7	17	81

Total FG% 1st H: 18-34 52.9% 2nd H: 13-31 41.9% Game: 47.7%
 3-Pt. FG% 1st H: 7-14 50.0% 2nd H: 2- 5 40.0% Game: 47.4%
 FThrow % 1st H: 6-11 54.5% 2nd H: 4- 4 100% Game: 66.7%

Bellarmine 60

Player	min	FG	3FG	FT	Reb	Ast	TO	BL	ST	PF	TP
Knott	f 26	6-7	2-2	1-2	4	0	3	0	1	1	15
Eberhard	f 33	6-14	0-2	0-2	5	4	3	1	0	0	12
Davis	g 33	2-3	0-0	3-4	6	7	3	0	0	4	7
Troutman	g 35	2-10	1-5	4-4	9	1	4	0	2	3	9
Coles	g 21	3-3	2-2	0-0	3	2	1	0	2	2	8
Cook	13	0-2	0-1	0-0	3	1	0	1	0	1	0
Ramser	3	0-1	0-0	0-0	1	0	2	0	0	0	0
Jenkins	20	2-9	1-3	2-2	1	2	4	0	1	2	7
Bach	9	0-1	0-0	0-0	1	0	1	0	0	1	0
Hunter	3	0-0	0-0	0-0	1	0	0	0	0	0	0
Schurfranz	1	0-0	0-0	0-0	0	0	0	0	0	0	0
Taylor	3	1-1	0-0	0-0	0	0	0	0	0	0	2
Team					0		2				
Totals	200	22-51	6-15	10-14	34	17	23	2	6	14	60

Total FG% 1st H: 3-16 18.8% 2nd H: 19-35 54.3% Game: 43.1%
 3-Pt. FG% 1st H: 1- 7 14.3% 2nd H: 5- 8 62.5% Game: 40.0%
 F Throw % 1st H: 10-13 76.9% 2nd H: 0- 1 0.0% Game: 66.7%

Score by Periods	1st	2nd	Total	Attendance:
Bellarmine	17	43	60	16,437
Louisville	49	32	81	Ties: 0
				Lead Changes: 0

Louisville 78, Evansville 47 Nov. 11, 2016 -- KFC YUM! CENTER

Louisville 78

Player	min	FG	3FG	FT	Reb	Ast	TO	BL	ST	PF	TP
Johnson	f 24	9-11	1-1	0-2	14	1	3	3	0	0	19
Adel	f 23	1-8	0-3	4-5	5	2	1	0	1	0	6
Mathiang	c 20	4-10	0-0	1-2	7	0	1	2	0	2	9
Snider	g 18	0-1	0-1	3-4	2	3	1	0	0	3	3
Mitchell	g 26	6-11	2-6	1-2	5	3	3	0	4	0	15
King	14	0-1	0-1	6-8	2	0	0	1	0	1	6
Hicks	18	2-5	0-1	0-2	2	2	1	0	2	0	4
Stockman	3	2-3	0-0	0-2	2	0	0	0	0	1	4
Henderson	3	0-0	0-0	0-0	0	0	0	0	0	0	0
Spalding	15	1-4	0-1	0-0	4	1	1	1	1	5	2
Mahmoud	17	5-5	0-0	0-0	5	1	1	3	1	2	10
Sharpe	1	0-0	0-0	0-0	0	0	0	0	0	0	0
Levitich	12	0-2	0-0	0-0	3	2	0	0	1	0	0
McMahon	6	0-2	0-1	0-0	0	0	0	0	0	3	0
Team					1						
Totals	200	30-63	3-15	15-27	52	15	12	10	10	17	78

Total FG% 1st H: 13-28 46.4% 2nd H: 17-35 48.6% Game: 46.6%
 3-Pt. FG% 1st H: 3-10 30.0% 2nd H: 0- 5 0.0% Game: 20.0%
 FThrow % 1st H: 14-19 73.7% 2nd H: 1- 8 12.5% Game: 55.6%

Evansville 47

Player	min	FG	3FG	FT	Reb	Ast	TO	BL	ST	PF	TP
Wiley	f 12	0-2	0-0	0-2	3	0	1	0	1	3	0
Howard	f 21	1-3	0-0	0-0	7	0	1	0	0	1	2
Taylor	g 26	2-14	1-5	0-0	5	1	3	1	3	3	5
Brown	g 33	5-13	3-6	6-10	1	1	1	0	1	0	19
Gibson	g 24	1-4	0-0	0-0	0	2	1	0	0	0	2
Benzon	18	2-4	0-0	1-2	3	0	0	0	1	3	5
Eaves	9	0-1	0-1	0-0	2	0	2	0	0	1	0
Hainna	10	0-2	0-1	0-0	1	0	0	0	0	1	0
Smith	22	1-5	0-2	3-3	3	2	2	0	1	4	5
Vucetic	12	2-7	0-0	1-2	2	0	1	1	0	2	5
Traore	13	2-2	0-0	0-1	1	0	0	0	0	0	4
Team					1		1				
Totals	200	16-57	4-15	11-20	29	6	13	2	7	18	47

Total FG% 1st H: 10-34 29.4% 2nd H: 6-23 26.1% Game: 28.1%
 3-Pt. FG% 1st H: 4-11 36.4% 2nd H: 0- 4 0.0% Game: 26.7%
 F Throw % 1st H: 3- 5 60.0% 2nd H: 8-15 53.3% Game: 55.0%

Score by Periods	1st	2nd	Total	Attendance:
Evansville	27	20	47	21,129
Louisville	43	35	78	Ties: 5
				Lead Changes: 10

Louisville 91, William & Mary 58 Nov. 14, 2016 -- KFC YUM! CENTER

Louisville 91

Player	min	FG	3FG	FT	Reb	Ast	TO	BL	ST	PF	TP
Johnson	f 25	5-8	0-0	3-4	9	0	1	0	1	3	13
Adel	f 27	4-9	1-5	7-7	5	5	0	4	1	1	16
Mathiang	c 23	1-2	0-0	1-6	10	2	0	5	0	1	3
Snider	g 26	4-11	4-9	1-2	3	4	2	0	0	1	13
Mitchell	g 29	4-10	1-5	0-0	5	3	2	4	1	3	9
King	17	7-11	3								

2016-17 Box Scores

Louisville 62, Wichita State 52 Nov. 24, 2016 -- Paradise Island, Bahamas Battle 4 Atlantis

Louisville 62

Player	min	FG	3FG	FT	Reb	Ast	TO	BL	ST	PF	TP
Johnson	f 14	0-1	0-0	1-2	6	0	0	0	0	3	1
Adel	f 21	3-6	3-4	2-2	2	1	1	0	0	5	11
Mathiang	c 6	0-1	0-0	1-2	2	0	1	0	0	4	1
Snider	g 35	5-15	2-8	2-2	4	3	0	1	3	14	
Mitchell	g 35	3-13	2-8	2-3	8	5	1	0	3	14	
King	20	2-8	0-3	6-8	4	0	3	0	0	1	10
Stockman	3	0-0	0-0	0-0	1	0	0	0	0	0	0
Spalding	25	2-5	0-0	0-0	9	1	2	0	3	4	
Mahmoud	31	1-1	0-0	3-4	5	1	3	6	0	2	5
Levitich	8	1-1	0-0	0-0	0	2	0	0	0	0	2
McMahon	2	0-1	0-1	0-0	1	0	1	0	0	0	0
Team					4						
Totals	200	19-52	7-24	17-23	46	13	15	8	4	22	62

Total FG% 1st H: 12-28 42.9% 2nd H: 7-24 29.3% Game: 36.5%
 3-Pt. FG% 1st H: 4-12 33.3% 2nd H: 3-12 25.0% Game: 29.2%
 FThrow % 1st H: 6- 8 62.5% 2nd H: 12-15 80.0% Game: 73.9%

Wichita State 52

Player	min	FG	3FG	FT	Reb	Ast	TO	BL	ST	PF	TP
Kelly	f 19	0-4	0-1	0-1	2	1	0	0	0	3	0
Brown	f 19	3-8	1-4	0-2	2	1	1	0	1	1	7
Morris	c 30	5-13	0-1	0-0	4	1	1	0	1	2	10
Shamet	g 16	0-5	0-2	2-2	4	3	2	0	0	4	2
Frankamp	g 34	3-7	3-7	0-0	4	1	0	0	1	0	9
Smith	13	1-1	1-1	0-0	1	1	0	0	0	0	3
Reaves	14	2-6	1-4	0-0	2	1	1	0	0	0	5
Nuger	14	1-1	0-0	1-1	5	0	1	0	0	1	3
Willis	12	1-4	0-0	1-2	4	1	2	0	1	4	3
Hamilton	2	0-1	0-0	0-2	0	0	0	0	0	0	0
McDuffie	27	2-7	0-2	6-8	4	2	3	0	0	2	10
Team					1						
Totals	200	18-57	6-22	10-18	33	17	12	12	0	4	52

Total FG% 1st H: 7-26 26.9% 2nd H: 11-31 35.5% Game: 31.6%
 3-Pt. FG% 1st H: 2- 8 25.0% 2nd H: 4-14 28.6% Game: 27.3%
 F Throw % 1st H: 1- 7 14.3% 2nd H: 9-11 81.8% Game: 55.6%

Score by Periods	1st	2nd	Total	Attendance:
Wichita State	17	35	52	1,604
Louisville	33	29	62	Ties: 1
				Lead Changes: 2

Louisville 63, Baylor 66 Nov. 25, 2016 -- Paradise Island, Bahamas Battle 4 Atlantis Championship Game

Louisville 63

Player	min	FG	3FG	FT	Reb	Ast	TO	BL	ST	PF	TP
Johnson	f 29	5-9	0-0	0-0	6	0	1	0	0	2	10
Adel	f 30	1-9	0-2	2-2	5	1	1	0	1	4	4
Mathiang	c 19	0-3	0-0	0-0	5	1	0	1	1	3	0
Snider	g 34	6-17	2-8	0-0	2	3	0	0	0	1	14
Mitchell	g 36	6-11	2-5	3-4	8	4	4	0	1	3	17
King	12	2-5	1-1	0-0	2	0	2	0	0	0	5
Stockman	1	0-1	0-0	1-2	1	0	0	0	0	1	1
Henderson	1	0-0	0-0	0-0	0	0	0	0	0	0	0
Spalding	16	3-6	0-1	0-0	4	0	0	0	0	1	6
Mahmoud	14	1-1	0-0	0-0	0	2	0	1	1	3	2
Levitich	7	1-1	0-0	0-0	1	0	0	0	0	1	2
McMahon	1	0-1	0-1	2-2	0	0	0	0	0	0	2
Team					4						
Totals	200	25-64	5-18	8-10	35	11	7	2	4	19	63

Total FG% 1st H: 16-37 43.2% 2nd H: 9-27 33.3% Game: 39.1%
 3-Pt. FG% 1st H: 2-10 20.0% 2nd H: 3- 8 37.5% Game: 27.8%
 FThrow % 1st H: 5- 6 83.3% 2nd H: 3- 4 75.0% Game: 80.0%

Baylor 66

Player	min	FG	3FG	FT	Reb	Ast	TO	BL	ST	PF	TP
Lual-Acui	f 24	3-4	0-0	1-1	3	0	1	6	0	1	7
Motley	f 31	5-9	0-1	5-7	6	2	4	1	0	4	15
Lecomte	g 23	2-4	0-2	0-0	0	2	1	0	0	3	4
Wainright	g 30	0-3	0-3	0-0	8	5	1	0	0	3	0
Freeman	g 21	2-5	0-2	0-0	2	1	0	0	0	0	4
Mitchell	4	0-2	0-1	1-3	0	1	0	0	0	1	0
Lindsey	23	4-4	0-0	0-0	2	5	0	0	2	0	8
McClure	19	5-8	2-4	3-4	1	1	0	0	1	0	15
Maston	25	5-10	0-0	2-2	5	1	1	0	1	1	12
Team					4						
Totals	200	26-49	2-13	12-17	31	17	12	7	5	12	66

Total FG% 1st H: 9-23 39.1% 2nd H: 17-26 65.4% Game: 53.1%
 3-Pt. FG% 1st H: 0- 6 00.0% 2nd H: 2- 7 28.6% Game: 15.4%
 F Throw % 1st H: 6- 9 66.7% 2nd H: 6- 8 75.0% Game: 70.6%

Score by Periods	1st	2nd	Total	Attendance:
Baylor	24	42	66	1,655
Louisville	39	24	63	Ties: 1
				Lead Changes: 1

Louisville 71, Purdue 64 Nov. 30, 2016 -- KFC YUM! CENTER ACC/Big Ten Challenge

Louisville 71

Player	min	FG	3FG	FT	Reb	Ast	TO	BL	ST	PF	TP
Johnson	f 13	3-5	0-0	0-0	2	0	0	0	1	2	6
Adel	f 31	3-7	2-4	1-2	5	2	3	0	1	1	9
Mathiang	c 25	5-11	0-0	1-2	8	1	2	0	1	3	11
Snider	g 31	2-11	0-4	5-7	2	2	2	0	0	0	9
Mitchell	g 22	3-9	0-3	2-2	5	1	2	1	1	4	8
King	10	0-3	0-0	0-0	2	0	0	0	0	0	0
Hicks	13	0-0	0-0	0-0	1	1	1	0	0	0	0
Stockman	1	0-0	0-0	0-0	0	0	0	0	0	0	0
Spalding	26	5-5	0-0	1-2	9	1	2	1	0	3	11
Mahmoud	14	4-4	0-0	1-2	1	2	0	1	1	5	9
Levitich	5	1-1	0-0	0-0	0	0	0	0	0	0	2
McMahon	9	2-2	2-0	0-0	1	1	0	0	1	1	6
Team					0						
Totals	200	28-58	4-13	11-17	36	11	12	3	6	19	71

Total FG% 1st H: 15-32 46.9% 2nd H: 13-26 50.0% Game: 48.3%
 3-Pt. FG% 1st H: 1- 7 14.3% 2nd H: 3- 6 50.0% Game: 30.8%
 FThrow % 1st H: 2- 3 66.7% 2nd H: 9-14 64.3% Game: 64.7%

Purdue 64

Player	min	FG	3FG	FT	Reb	Ast	TO	BL	ST	PF	TP
Edwards	f 22	0-4	0-2	1-2	3	3	3	1	0	3	1
Swanign	f 35	3-7	2-3	6-8	11	3	6	0	2	4	14
Haas	c 24	2-9	0-0	4-6	5	0	1	0	0	2	8
Thompson	g 22	4-7	3-4	2-2	0	1	0	0	0	4	13
Mathias	g 31	1-4	0-2	3-4	5	4	1	0	1	1	5
Edwards	23	4-15	1-6	0-0	1	0	3	0	2	2	9
Smotherman	11	2-2	1-1	0-0	3	1	1	0	0	1	5
Cline	23	3-3	3-0	0-0	4	1	1	0	1	1	9
Albrecht	9	0-2	0-2	0-0	2	0	1	0	0	1	0
Team					0						
Totals	200	19-53	10-23	16-22	34	13	17	1	6	19	64

Total FG% 1st H: 7-28 25.0% 2nd H: 12-25 48.0% Game: 35.8%
 3-Pt. FG% 1st H: 4-12 33.3% 2nd H: 6-11 54.5% Game: 43.5%
 F Throw % 1st H: 1- 2 50.0% 2nd H: 15-20 75.0% Game: 72.7%

Score by Periods	1st	2nd	Total	Attendance:
Purdue	19	45	64	21,841
Louisville	33	38	71	Ties: 0
				Lead Changes: 2

Louisville 79, Grand Canyon 70 Dec. 3, 2016 -- Phoenix, Ariz. (GCU Arena)


Louisville 79

Player	min	FG	3FG	FT	Reb	Ast	TO	BL	ST	PF	TP
Johnson	f 16	2-5	0-0	1-2	4	1	3	0	0	2	5
Adel	f 29	7-16	1-5	0-0	3	0	1	0	1	3	15
Mathiang	c 20	1-4	0-0	1-2	8	1	1	2	1	4	3
Snider	g 25	3-9	1-3	2-2	3	4	0	0	0	4	9
Mitchell	g 26	3-9	1-3	0-0	4	1	1	1	1	0	9
King	24	4-6	2-2	4-4	3	3	2	0	0	0	14
Stockman	15	3-3	0-0	4-5	3	0	1	0	0	1	10
Spalding	27	5-7	0-0	4-4	3	3	1	1	0	4	14
Levitich	14	0-1	0-1	0-0	2	2	0	0	2	0	0
McMahon	4	0-1	0-1	0-0	0	0	0	0	0	1	0
Team					3						
Totals	200	29-61	5-15	16-19	36	15	20	4	5	19	79

Total FG% 1st H: 12-30 40.0% 2nd H: 17-31 54.8% Game: 47.3%
 3-Pt. FG% 1st H: 2- 7 28.6% 2nd H: 3- 8 37.5% Game: 33.3%
 FThrow % 1st H: 10-11 90.9% 2nd H: 6- 8 75.0% Game: 84.2%

Grand Canyon 70

2016-17 Louisville Photo Roster




0 V.J. King
F 6-6 190 Fr.
Cleveland, Ohio
(Paul VI Catholic HS)



1 Tony Hicks
G 6-1 180 Gr.
South Holland, Ill.
(Univ. of Pennsylvania)



4 Quentin Snider
G 6-2 175 Jr.
Louisville, Ky.
(Ballard HS)



5 Matz Stockman
F/C 7-0 240 Jr.
Oslo, Norway
(Canarias Bb. Acad.)



10 Jaylen Johnson
F 6-9 230 Jr.
Ypsilanti, Mich.
(Ypsilanti HS)



11 Jay Henderson
G 6-4 180 So.
Orlando, Fla.
(Lake Highland Prep)




12 Mangok Mathiang
C/F 6-10 220 Sr.
Melbourne, Australia
(IMG Academy/Fla.)



13 Ray Spalding
F 6-10 215 So.
Louisville, Ky.
(Trinity HS)




14 Anas Mahmoud
C/F 7-0 215 Jr.
Cairo, Egypt
(West Oaks Academy)



15 Tyler Sharpe
G 6-1 185 Fr.
Mt. Washington, Ky.
(Bullitt East HS)




22 Deng Adel
F 6-7 200 So.
Melbourne, Australia
(Victory Rock Prep)



23 David Levitch
G 6-3 180 Sr.
Goshen, Ky.
(North Oldham HS)



24 Dwayne Sutton
F 6-5 200 So.
Louisville, Ky.
(UNC Asheville)



30 Ryan McMahon
G 6-0 170 Fr.
Sarasota, Fla.
(Cardinal Mooney HS)



45 Donovan Mitchell
G 6-3 195 So.
Greenwich, Conn.
(Brewster Academy)



On The Bench



Pronunciation Guide:

- ◆ Adel (uh-DELL)
- ◆ Levitch (LEV-itch)
- ◆ Anas Mahmoud (AH-nus mah-MOOD)
- ◆ Mangok Mathiang (MANG-go, silent "K" MATH-ee-ang)
- ◆ Matz (Motts)

Dwayne Sutton will sit out the 2016-17 season after transferring from UNC Asheville.



Rick Pitino
Head Coach



Kenny Johnson
Associate Head Coach



Mike Balado
Assistant Coach



David Padgett
Assistant Coach



Michael Bowden
Dir. Basketball Operations