

Louisville Basketball Quick Facts

Location	Louisville, Ky. 40292
Founded / Enrollment	1798 / 22,000
Nickname / Colors	Cardinals / Red & Black
Conference	Atlantic Coast
Home Court	KFC Yum! Center (22,000)
Acting President	Dr. Neville Pinto
Vice President for Athletics	Tom Jurich
Head Coach	Rick Pitino (UMass '74)
U of L Record	397-135 (16th yr.)
Overall Record	751-263 (32nd yr.)
Associate Head Coach	Kenny Johnson
Assistant Coaches	Mike Balado, David Padgett
Dir. of Basketball Operations	Michael Bowden
All-Time Record	1,784-893 (103rd yr.)
All-Time NCAA Tournament Record	75-42
	(41 Appearances, 10 Final Fours,
	Three NCAA Championships - 1980, 1986, 2013)
Important Phone Numbers	
Athletics Office	(502) 852-5732
Basketball Office	(502) 852-6651
Sports Information Office	(502) 852-6581
SID - Kenny Klein, cell	(502) 599-7865
email: kenny@GoCards.com	

2016-17 Schedule / Results

Date	Opponent	TV	Time (ET)
November			
Thur. 3	KENTUCKY WESLEYAN ~ ACCNE	W 109-71	
Mon. 7	BELLARMINE ~ ACCNE	W 81-60	
Fri. 11	EVANSVILLE ~ ACCNE	W 78-47	
Mon. 14	WILLIAM & MARY ~ RSN	W 91-58	
Thur. 17	LONG BEACH STATE + ACCNE	W 88-56	
Wed. 23	Old Dominion # AXS-TV	W 68-62ot	
Thur. 24	Wichita State # ESPN	W 62-52	
Fri. 25	No. 20/rv Baylor # ESPN	L 63-66	
Wed. 30	No. 15/16 PURDUE * ESPN	W 71-64	
December			
Sat. 3	at Grand Canyon	WAVE 9:00 p.m.	
Wed. 7	SOUTHERN ILLINOIS ~ RSN	7:00 p.m.	
Sat. 10	TEXAS SOUTHERN ~ RSN	2:00 p.m.	
Sat. 17	EASTERN KENTUCKY ! ~ RSN	Noon	
Wed. 21	KENTUCKY ~ ESPN	7:00 p.m.	
Wed. 28	VIRGINIA ~ ESPN2	TBA	
Sat. 31	Indiana ^ CBS	12:30 p.m.	
January			
Wed. 4	at Notre Dame ~ ACCN/WAVE	9:00 p.m.	
Sat. 7	at Georgia Tech ~ ACCN/WHAS	2:00 p.m.	
Wed. 11	PITTSBURGH ~ RSN	7:00 p.m.	
Sat. 14	DUKE ~ ESPN or ESPN2	Noon	
Thur. 19	CLEMSON ~ ESPN or ESPN2	9:00 p.m.	
Sat. 21	at Florida State ~ ESPN or ESPN2	2:00 p.m.	
Tues. 24	at Pittsburgh ~ ESPN	7:00 p.m.	
Sun. 29	NC STATE ~ ACCN/WAVE	1:00 p.m.	
February			
Sat. 4	at Boston College ~ ACCN/WHAS	3:00 p.m.	
Mon. 6	at Virginia ~ ESPN	7:00 p.m.	
Sat. 11	MIAMI ~ ESPN or ESPN2	TBA	
Mon. 13	at Syracuse ~ ESPN	7:00 p.m.	
Sat. 18	VIRGINIA TECH ~ ACCN/WAVE	1:00 p.m.	
Wed. 22	at North Carolina ~ ESPN	9:00 p.m.	
Sun. 26	SYRACUSE ~ CBS	2:00 p.m.	
March			
Wed. 1	at Wake Forest ~ RSN	9:00 p.m.	
Sat. 4	NOTRE DAME ~ CBS	2:00 p.m.	
Tues. 7	at ACC Championship ~ TBA	TBA	
Sat. 11	(Barclays Center, Brooklyn, NY)		
~ exhibition game			
+ Battle 4 Atlantis, Louisville, KY			
# Battle 4 Atlantis, Paradise Island, Bahamas			
* ACC/Big 10 Challenge, Louisville, KY			
! Billy Minardi Classic, Louisville, KY			
^ at Bankers Life Arena, Indianapolis, Ind.			



LOUISVILLE BASKETBALL

1980, 1986, 2013 NCAA Champions □ 10 NCAA Final Fours □ 41 NCAA Tournament Appearances

Sports Information ♦ University of Louisville ♦ Louisville, KY 40292 ♦ www.GoCards.com
Phone: (502) 852-6581 ♦ Fax: (502) 852-7401 ♦ email: kenny@GoCards.com ♦ Twitter: @KKcards

Louisville Cardinals (6-1) vs. Grand Canyon Antelopes (3-3)



Saturday, Dec. 3 ■ 9 p.m. ET ■ GCU Arena ■ Phoenix, Ariz.

PROBABLE STARTING LINEUPS

Louisville (6-1)	Ht.	Wt.	Yr.	PPG	RPG	Hometown
F 10 Jaylen JOHNSON	6-9	230	Jr.	9.9	8.6	Ypsilanti, Mich.
F 22 Deng ADEL	6-7	200	So.	8.9	3.9	Melbourne, Australia
C 12 Mangok MATHIANG	6-10	220	Sr.	6.7	6.3	Melbourne, Australia
G 4 Quentin SNIDER	6-2	175	Jr.	10.7	2.3	Louisville, Ky.
G 45 Donovan MITCHELL	6-3	195	So.	12.3	6.3	Greenwich, Conn.

Grand Canyon (3-3)	Ht.	Wt.	Yr.	PPG	RPG	Hometown
F 4 Oscar FRAYER	6-7	190	Fr.	7.3	3.3	Hayward, Calif.
F 23 Darion CLARK	6-7	220	Gr.	7.7	7.5	Conyers, Ga.
G 0 DeWayne RUSSELL	5-11	155	Sr.	24.3	3.5	Peoria, Ariz.
G 2 Joshua BRAUN	6-4	195	So.	14.5	3.7	Anthem, Ariz.
G 42 Gerard MARTIN	6-6	195	So.	5.8	5.2	Manly, Australia

Head Coach: Dan Majerle (Central Michigan '88) 62-40 in fourth year at Grand Canyon and overall.

Louisville plays its first true road game of the season when the Cardinals visit the Grand Canyon Antelopes in Phoenix, Ariz. on Saturday. Louisville won 71-64 over No. 15/16 Purdue on Wednesday in the ACC-Big Ten Challenge as the Cardinals limited the Boilermakers to 19 points and 25 percent shooting in the first half. Two front line players had near double-doubles for UofL in Ray Spalding (11 points, 9 rebounds) and Mangok Mathiang (11 points, 8 rebounds). Grand Canyon (3-3) has won three of its last four games, but fell 76-64 to Southern Illinois Edwardsville on Nov. 28 in its last game as DeWayne Russell led the Antelopes with 26 points and three steals. This is the third game in a five-game homestand for the Antelopes.

GAME FACTS

Site: Grand Canyon University Arena, Phoenix, Ariz. (7,000)
Television: GCU TV (WAVE-TV in Louisville) Barry Buetel, play-by-play; Scott Williams, analyst; Kate Longworth, reporter.
Available online at this link: http://gcutv.gcu.edu/player/0yQGr43X_c/yt
Radio: WHAS (840 AM) - Paul Rogers, play-by-play; Bob Valvano, analyst (Sirius channel 113, XM 194, Internet 956)
Only Previous Meeting: UofL 111, GCU 63 (Dec. 5, 2015 at KFC Yum! Center)
UofL National Ranking: 14th USA Today, 14th Associated Press
Officials: Darron George, Mark Schnur, Vladimir Voyard-Tadal
Next UofL Game: Dec. 7 vs. Southern Illinois, KFC Yum! Center, 7 p.m. ET (ACC Regional Sports Networks)

CARD FILE

■ Louisville has a **26-4** record during the month of December over the last four years, winning 14 of its last 17 in that month.
■ On its last visit to Phoenix, Ariz., Louisville advanced to the 2012 NCAA Final Four by defeating #5 Michigan State and #25 Florida in the NCAA West Regional.
■ UofL Coach Rick Pitino won his **750th** career collegiate victory when the Cardinals beat Wichita State on Nov. 24. He needs **three wins** for his 400th victory at Louisville. He is one of five active coaches with at least 750 victories.
■ Donovan Mitchell leads the ACC and is 11th in the nation in steals (2.7 per game). His seven steals against Old Dominion matched the fourth-most ever at UofL. His 19 steals in six games is just six less than he had his entire freshman year.
■ Louisville's **152 victories** over the last six years are the **fifth-most wins in the nation** in that stretch. The Cards are one of just three teams to win at least 30 games in three of the last five seasons (30-10 in 2011-12, 35-5 in '12-13, 31-6 in '13-14).
■ Louisville is one of just four schools which have won 20 or more games in each of the **last 14 seasons** (also Kansas, Duke and Gonzaga).
■ UofL is **seventh in the nation** in field goal percentage defense (.348) and **sixth** in scoring defense (57.7 ppg) and 18th in three-point percentage defense (.272).
■ Anas Mahmoud's six blocked shots vs. Wichita St. tied for the 20th most by an individual at UofL and the most by a UofL player in 67 games. He is third in the ACC in blocks (2.1). As a team, UofL's 43 rejections ranks **11th in the nation** in blocked shots.

■ **About Grand Canyon** — Louisville plays its first true road game of the season when the Cardinals visit the Grand Canyon Antelopes in Phoenix, Ariz. on Saturday. Grand Canyon (3-3) has won three of its last four games, but fell 76-64 to Southern Illinois Edwardsville on Nov. 28 in its last outing as senior guard DeWayne Russell led the Antelopes with 26 points and three steals. Sophomore forward Keonta Vernon came off the bench with a double-double performance of 16 points and 14 rebounds vs. SIUE. Louisville is the third game of a five-game homestand for the Antelopes.

Coached by former NBA All-Star Dan Majerle in his fourth year at Grand Canyon, the Antelopes return four starters from its team which finished with a school-record win total (27-7 record) and participated in the CollegeInsider.com postseason tournament. Grand Canyon is picked to finish second behind New Mexico State in the Western Athletic Conference. The Antelopes fell 96-61 at ACC member Duke on Nov. 11 in its opener. GCU is No. 186 in the Sagarin Ratings, 147 in the RPI and No. 182 in Ken Pomeroy's ratings through Nov. 30.

Louisville won the first meeting between the two schools 111-63 last season at the KFC Yum! Center (12-5-15) as Damion Lee scored 24 points to lead the Cardinals, which shot 54.3 percent from the field. Saturday's game is the second of a three-game series, with Grand Canyon making another visit to Louisville in 2017.

Louisville has an 11-1 record against current members of the WAC, having faced four of its nine members (Chicago State 1-0, Grand Canyon 1-0, UMKC 3-0, New Mexico State 4-1). UMKC, which is coached by former UofL assistant coach Kareem Richardson, was the last WAC member that UofL has played, as the Cardinals won 75-47 on Dec. 23, 2015 in the KFC Yum! Center in the Billy Minardi Classic.

GCU Associate Coach Todd Lee was the head coach for eight seasons at Kentucky Wesleyan (2005-13). Louisville prevailed in a pair of exhibition games over the Panthers during that time.

As with Louisville's Mangok Mathiang and Deng Adel (both from Melbourne, Australia), the Antelopes have two Australians on their roster in Matt Jackson (Melbourne) and Gerard Martin (Manly). GCU has six players from outside of the USA on its roster.

Before transferring to Grand Canyon, guards DeWayne Russell and Chris Miller played at Northern Arizona, the alma mater of UofL Vice President/Director of Athletics Tom Jurich, who is a member of the Lumberjacks' Hall of Fame.

Located 1,764 miles from the UofL campus in Phoenix, Ariz., Grand Canyon University is a private Christian school and the only for-profit NCAA Division I institution. The Antelopes, which won three NIAA National Championships (1975, 1978, 1988), are transitioning into Division I and will be eligible for the postseason starting in the 2017-18 season. GCU competed at the NCAA Division II level from the early 1990's until 2013.

■ **Last Week of Classes** -- The last day of classes for the UofL fall semester is Dec. 6. After a reading day, final exams will be Dec. 8-14. After the semester break, classes will resume for the spring semester on Jan. 9.



Statistical Comparison

	GCU	UofL
Record	3-3	6-1
Scoring Average.....	72.8	74.4
Points Allowed	73.8	57.9
Scoring Margin	-1.0	+16.6
FG Percentage.....	.436	.419
Opp. FG Percentage447	.348
3-Pt. Percentage307	.319
FT Percentage667	.652
Rebound Margin	+1.0	+8.7
Turnover Margin	+1.7	+4.6

Last Meeting vs. Grand Canyon

Louisville 111, Grand Canyon 63
Dec. 5, 2015 -- KFC YUM! CENTER

Louisville 111

Player	min	FG	3FG	FT	Reb	Ass	TO	BL	ST	PF	TP
Lee	f 28	7-13	4-7	6-6	6	3	0	0	1	2	24
Spalding	f 14	3-5	0-0	2-3	7	0	1	2	1	4	8
Mathiang	c 19	2-3	0-0	3-6	4	0	2	1	1	3	7
Snider	g 25	5-9	1-5	1-2	4	8	2	0	1	2	12
Lewis	g 24	5-6	2-2	4-4	4	0	2	0	1	1	16
Stockman	6	2-3	0-0	0-0	4	1	1	0	0	2	4
Johnson	21	2-11	0-3	0-0	5	2	0	1	0	1	4
Henderson	1	0-0	0-0	0-0	0	0	0	0	0	0	0
Mahmoud	14	1-1	0-0	2-2	3	0	0	4	1	0	4
Levitich	8	3-3	2-2	1-2	1	0	1	0	0	0	9
Onuaku	18	3-7	0-1	4-8	6	1	1	1	1	4	10
Mitchell	22	5-9	1-2	2-3	7	2	1	0	1	3	13
Team					4						
Totals	200	38-70	10-22	25-36	55	17	11	9	8	22	111

Total FG% 1st H: 21-33 63.6% 2nd H: 17-37 45.9% Game: 54.3%
3-Pt. FG% 1st H: 6-11 54.5% 2nd H: 4-11 36.4% Game: 45.5%
F Throw % 1st H: 13-18 72.2% 2nd H: 12-18 66.7% Game: 69.4%

Grand Canyon 63

Player	min	FG	3FG	FT	Reb	Ass	TO	BL	ST	PF	TP
Glaze	f 17	2-7	0-1	2-4	0	0	1	0	0	2	6
Ljeskovic	f 11	3-4	0-0	1-2	2	0	0	0	1	3	7
Russell	g 21	1-4	0-0	2-2	0	1	3	0	1	2	4
Braun	g 25	4-7	0-2	7-7	3	1	2	0	1	2	15
Martin	g 24	3-5	1-1	1-1	1	1	2	0	0	2	8
White	13	1-5	0-2	0-0	0	0	1	0	0	0	2
Majerle	16	1-4	1-4	2-2	4	0	1	0	0	0	5
Jackson	16	3-5	1-1	0-0	1	1	1	0	0	3	7
Davis	16	0-5	0-1	4-6	1	2	1	0	0	1	4
Toure	23	2-5	0-0	0-2	6	0	1	1	0	4	4
Estelle	2	0-1	0-1	0-0	1	0	0	0	0	0	0
Vernon	16	0-2	0-0	1-2	1	0	2	0	1	5	1
Team					0						
Totals	200	20-54	3-13	20-28	20	6	15	1	4	24	63

Total FG% 1st H: 8-24 33.3% 2nd H: 12-30 40.0% Game: 37.0%
3-Pt. FG% 1st H: 1-3 33.3% 2nd H: 2-10 20.0% Game: 23.1%
F Throw % 1st H: 13-15 86.7% 2nd H: 7-13 53.8% Game: 71.4%

Score by Periods	1st	2nd	Total	Attendance: 20,380
Grand Canyon	30	33	63	Ties: 3
Louisville	61	50	111	Lead Changes: 4

■ **Stifling Defense** -- Louisville leads in the nation in Ken Pomeroy's adjusted defensive efficiency through Nov. 30. The Cardinals are seventh in the nation in field goal percentage defense (.348), sixth in scoring defense (57.9 ppg), 11th in blocked shots (6.6 per game), 18th in three-point field goal defense and seventh in rebounds per game (45.4).

In its last outing against No. 15/16 Purdue, the Cardinals limited the Boilermakers to 19 points and 25 percent shooting from the field in the first half, as well as 35.8 percent accuracy for the game. It was the second time UofL has held a team under 20 points in a half this season (also vs. Wichita State); UofL held seven opponents to 20 or fewer points in a half last season. Purdue entered the game 18th nationally in offensive efficiency and its starting front line produced 23 points after entering the game averaging 47.4 points per game.

Three games ago, Louisville held Wichita State to 31.6 percent shooting from the field and just 52 points as the Cardinals employed its matchup zone for the first time this season. Pitino had installed it during UofL's morning walk-through. The effort was even more impressive considering that Wichita State entered the game shooting 50.7 percent and was averaging 91 points per game. Four of Louisville's six opponents this season have shot below 32 percent from the field.

2016-17 Grand Canyon University Antelopes Men's Basketball Roster

No.	Name	Pos	Ht	Wt	Yr	Hometown (Previous College)
0	DeWayne Russell	G	5-11	155	Sr.	Peoria, Ariz. (Northern Arizona)
1	Filfi Aidoo	G	6-2	200	Fr.	Helsinki, Finland (HBA - Marsky)
2	Joshua Braun	G	6-4	195	R-So.	Anthem, Ariz. (Westwind Prep Academy)
4	Oscar Frayer	G	6-7	190	Fr.	Hayward, Calif. (Moreau Catholic HS)
5	Matt Jackson	F	6-8	210	So.	Melbourne, Australia (Diamond Valley)
10	Shaq Carr	G	6-2	170	Jr.	Las Vegas, Nev. (College of Southern Idaho)
12	Boubacar Toure	C	6-11	215	R-Fr.	Dakar, Senegal (Phase One Academy)
13	Ibrahima Sankare	G	6-7	200	Fr.	Thiès, Senegal (SEED Academy)
15	Chris Miller	G	6-2	195	R-Jr.	Peoria, Ariz. (Northern Arizona)
21	Kerwin Smith	F	6-9	200	R-So.	Dallas, Texas (Woodrow Wilson HS)
22	Adrian Carrion	G	5-11	170	So.	Seville, Spain (Colegio Alfjarafe S.C.A.)
23	Darion Clark	F	6-7	220	Gr.	Conyers, Ga. (Southern California)
24	Keonta Vernon	F	6-6	225	So.	Tulare, Calif. (College of Southern Idaho)
35	Kenzo Nudo	G	6-4	200	R-Fr.	Scottsdale, Ariz. (Chaparral HS)
40	Nehemiah Allen	G/F	6-5	175	R-So.	Lake Oswego, Ore. (Lake Oswego HS)
42	Gerard Martin	G	6-6	195	R-So.	Manly, Australia (Australian Institute of Sport)

Head Coach: Dan Majerle **Associate Head Coach:** Todd Lee **Assistant Coaches:** Chris Crevelone, T.J. Benson

Most Wins, Last Six Years

(Since 2011-12 through Nov. 30)

Team	Record	Pct.
Kentucky	160-35	.829
Gonzaga	156-28	.843
Wichita St.	154-32	.831
Kansas	154-38	.800
Louisville	152-39	.793
Duke	150-38	.794
Arizona	148-39	.789

2016-17 University of Louisville Cardinals Men's Basketball Roster

No.	Name	Pos.	Ht.	Wt.	Yr.	Exp.	Hometown (Previous School)
0	V.J. King	F	6-6	190	Fr.	HS	Cleveland, Ohio (Paul VI Catholic HS)
1	Tony Hicks	G	6-1	180	Gr.	Tr.	South Holland, Ill. (Univ. of Pennsylvania)
4	Quentin Snider	G	6-2	175	Jr.	2L	Louisville, Ky. (Ballard HS)
5	Matz Stockman	F/C	7-0	240	Jr.	2L	Oslo, Norway (Canarias Basketball Academy)
10	Jaylen Johnson	F	6-9	230	Jr.	2L	Ypsilanti, Mich. (Ypsilanti HS)
11	Jay Henderson	G	6-4	180	So.	1L	Orlando, Fla. (Lake Highland Prep)
12	Mangok Mathiang	F/C	6-10	220	Sr.	3L	Melbourne, Australia (IMG Academy)
13	Ray Spalding	F	6-10	215	So.	1L	Louisville, Ky. (Trinity HS)
14	Anas Mahmoud	F	7-0	215	Jr.	2L	Cairo, Egypt (West Oaks Academy)
15	Tyler Sharpe	G	6-1	185	Fr.	HS	Mt. Washington, Ky. (Bullitt East HS)
22	Deng Adel	F	6-7	200	So.	1L	Melbourne, Australia (Victory Rock Prep)
23	David Levitch	G	6-3	180	Sr.	3L	Goshen, Ky. (North Oldham HS)
24	Dwayne Sutton *	F	6-5	200	So.	Tr.	Louisville, Ky. (UNC Asheville)
30	Ryan McMahon	G	6-0	170	Fr.	RS	Sarasota, Fla. (Cardinal Mooney HS)
45	Donovan Mitchell	G	6-3	195	So.	1L	Greenwich, Conn. (Brewster Academy)

Pronunciation Guide: Adel (uh-DELL), Levitch (LEV-itch), Anas Mahmoud (AH-nuss mah-MOOD), Mangok Mathiang (MANG-go, silent "K" MATH-ee-ang), Matz (Motts).

* Sutton will sit out the 2016-17 season after transferring from UNC Asheville

■ **Challenging Schedule** — Louisville will face a challenging schedule for the 2016-17 season. The Cardinals have played a schedule ranked among the top 16 toughest by the ratings percent index (RPI) in seven of the last nine seasons. Twenty-three of the Cardinals' 31 games will be played against teams that participated in post-season competition last season, including 16 from the 2016 NCAA Tournament. A total of 25 of the Cardinals' games will be played against teams that won 20 or more games last season.

Eighteen of Louisville's 31 games this season will be against teams that were ranked among the nation's top 25 or were receiving votes in the preseason USA Today coaches poll, including five games among teams in the top seven (1 Duke, 4 Kentucky, 6 North Carolina, 7 Virginia twice, 12 Indiana, 15 Purdue, 17 Syracuse twice; receiving votes: Florida State, Miami, Notre Dame twice, Virginia Tech, Clemson, Pittsburgh twice, Wichita State). More could come in the Battle 4 Atlantis. Five of the top 17 teams in the preseason poll hailed from the ACC including No. 14 Louisville, with six more among those receiving votes. Louisville is ranked seventh in the Sagarin Ratings through Nov. 30.

■ **21 Sweet 16s for Cards** — Louisville advanced to its 21st NCAA Sweet 16 in 2014-15, its fourth straight. Only three teams have had more Sweet 16 appearances than Louisville's 21 since the NCAA began Sweet 16 records in 1975 (North Carolina 27, Duke 25, Kentucky 24). The Cardinals have won seven of their last eight regional semifinal games. Louisville has been to at least the Sweet 16 in seven of the last 12 years. Louisville's NCAA Sweet 16 teams: 1975, 1978, 1979, 1980, 1982, 1983, 1984, 1986, 1988, 1989, 1993, 1994, 1996, 1997, 2005, 2008, 2009, 2012, 2013, 2014, 2015.

■ **Cardinals Have Reached 14 Elite Eights** -- Louisville has reached the NCAA Elite Eight on 14 occasions, including five of the last nine years. Louisville's 14 Elite Eight appearances rank sixth nationally. The NCAA recognizes Elite Eight records since 1951, the first year that all teams in the tournament would be required to win at least one game to advance to the Elite Eight. The Cardinals have a 10-4 record in regional championship games, winning two of their last three. (UofL years in Elite Eight: 1959, 1972, 1975, 1980, 1982, 1983, 1986, 1997, 2005, 2008, 2009, 2012, 2013, 2015).

■ **Southern Illinois Awaits Next** — Louisville will return to the KFC Yum! Center for the first of five straight at home as the Cardinals face the Southern Illinois Salukis on Wednesday, Dec. 7 at 7 p.m. (Regional Sports Networks). Southern Illinois (4-3) returns three starters from last season when it posted a 20-12 record and finished fourth in the Missouri Valley Conference. All five Saluki starters are averaging double figures in scoring. Louisville has won three of its five previous meetings with the Salukis, including a 73-72 victory in the last matchup on Feb. 26, 1976 in Carbondale, Ill. as Ricky Gallon scored 18 points and grabbed eight rebounds for the Cardinals to lead all five starters in double figures. SIU is the third MVC team that UofL has played this season, beating Evansville 78-47 on Nov. 11 and Wichita State 62-52 on Nov. 24. SIU beat Murray State 89-85 in overtime on Nov. 29, and will host Texas Southern on Dec. 3 before facing the Cardinals.

NCAA Sweet 16 Appearances (since 1975)	
North Carolina.....	27
Duke.....	24
Kentucky.....	24
Louisville.....	21
Kansas.....	21

NCAA Elite Eight Appearances (since 1951)	
Kentucky.....	32
North Carolina.....	25
Duke.....	20
Kansas.....	20
UCLA.....	20
Louisville.....	14
Michigan State.....	13

■ Cards Have Been Tough on the Road —

UofL has a 64-39 record over the last 11 years on its opponent's home court (.621). Louisville has posted a 10-8 road record in its first two years in the ACC. UofL had the most road victories of any school in Big East Conference games over its last seven years in that league and was a league-best 8-1 in its road games in The American during the 2013-14 season. The Cardinals have a 56-33 record in conference games on the road over the last 11 seasons (.629). In neutral site games, Louisville has a 34-7 record over the last five years (.829) and a 44-14 neutral site record over the last eight years (.759).

In conference games overall, Louisville had the most Big East Conference victories over its eight years in that league during the regular season (from 2005 to 2013). Louisville had a 95-45 Big East record in league victories during the regular season, just ahead of Syracuse and Pittsburgh (both at 92-48). Louisville finished fourth in each of its first two years in the ACC with a 12-6 league record each season.

■ Cards Sixth All-Time in the Polls —

Louisville has been ranked in the Associated Press poll on 608 occasions, sixth most all-time. UofL has been ranked among the nation's top 15 in the preseason poll five of the last six years (13th this year, unranked in 2015-16, eighth in 2014-15, third in 2013-14, second in 2012-13, ninth in 2011-12). Until the first three polls of 2014-15, the last time UofL had not been in the poll was March 5, 2012 -- a year in which UofL advanced to the Final Four.

■ Cards Among Nation's Best in Pitino

Era — Louisville is among 17 programs in the nation that have won at least 70 percent of its games over the last 16 years. Louisville has a .746 winning percentage since UofL Coach Rick Pitino took over the reins of the Cardinal program, sixth best in the nation.

Best Winning Percentage Last 16 Years

Louisville is among the top 20 programs in the nation in winning percentage over the last 16 seasons under Pitino. (records through Nov. 30)

School	2016-17	2001-16	Total	Pct.
Kansas	6-1	448-95	454-96	.825
Duke	7-1	435-98	442-99	.817
Gonzaga	6-0	414-95	420-95	.816
Kentucky	7-0	410-124	417-124	.771
Memphis	6-1	398-127	404-128	.759
Louisville	6-1	391-134	397-135	.746
Pittsburgh	6-1	385-134	391-135	.743
Syracuse	4-2	389-138	393-140	.737
North Carolina	7-1	392-144	399-145	.733
Wisconsin	6-2	379-138	385-140	.733
Florida	6-1	386-145	392-146	.729
Arizona	6-1	368-145	374-146	.719
Connecticut	3-4	374-146	377-150	.715
Michigan State	4-4	386-152	390-156	.714
Xavier	7-0	360-147	367-147	.714
Butler	7-0	356-149	363-149	.709
Ohio State	6-1	351-146	357-147	.708

■ **Card File** — The Cardinals have started at least 6-1 for the seventh straight season ... Louisville's victory over Purdue helped the ACC post a 9-5 advantage in the ACC-Big Ten Challenge series of games ... Donovan Mitchell's seven steals against Old Dominion matched the fourth-most ever at UofL and was the most since Russ Smith had eight thefts against North Carolina A&T in the NCAA Tournament on March 21, 2013. Mitchell leads the ACC and is fifth in the nation in steals (2.7 per game) ... Louisville opened its season with three straight wins by at least 30 points for the first time in school history ... Over its first seven games, UofL's center position manned by starter Mangok Mathiang and reserves Anas Mahmoud and Matz Stockman have collectively averaged 12.9 points, 10.7 rebounds and 3.4 blocked shots ... Louisville has gotten the ball inside, with nearly half of its points (46 percent) being scored in the paint (242 of 521) ... Louisville has gathered 10 steals in three of its first seven games, with nine in one of the others. The Cardinals had double-digit steals in five games last season. The Cardinals have scored an average of 16.3 points off of turnovers through its first seven games ... After combining for 59 turnovers in their first public intrasquad game on Oct. 12, the Cardinals have committed 10 or fewer turnovers in three of its seven games. Louisville is 29th nationally in fewest turnovers per game (11.3).

■ **Big Runs** — Louisville has had big scoring runs in five of its seven games. Against Wichita State, the Cardinals closed the first half with a 13-2 run to take a 16-point halftime lead over the last 6:18. UofL outscored Evansville 35-3 during a span of 15:07 across the final 8:30 of the first half and the first 6:37 of the second half. The Cards trailed 26-20 when they started the dominant run, which culminated with a 55-29 lead when it ended. UofL had a 16-0 run against William & Mary from the last 1:58 of the first half and the first 2:58 of the second half. Louisville outscored Long Beach State 18-0 during a span of 4:04 during the first half, including a 12-8 lead to a 30-8 advantage. UofL raced out to a 32-10 lead to start the game against Baylor.

■ **Block Birds** — UofL's 46 blocked shots ranks 11th in the nation in blocked shots. UofL has blocked double-digit shots in two of its first seven games (10 vs. Evansville, 11 vs. William & Mary). It was the first time in six years that UofL had 10 or more swats in back-to-back games and it marked only the fourth and fifth time in the last six years that the Cards had double-digit rejections in a game. Four Cardinals have set career highs in blocked shots: Anas Mahmoud with six vs. Wichita State, Mangok Mathiang with five vs. William & Mary, Jaylen Johnson with three vs. Evansville and Donovan Mitchell with four swats vs. W&M, which was one more than he had during his entire freshman season. Mathiang has blocked a shot in 62 career games and Mahmoud has swatted a shot in 32 career games.

■ Cards Chosen Fourth in ACC Preseason Poll

— UofL was picked to finish fourth in the Atlantic Coast Conference in 2016-17 in a preseason media poll with Duke as the league favorite. Duke junior guard Grayson Allen was honored as the preseason Player of the Year while NC State freshman guard Dennis Smith, Jr. was chosen the ACC Preseason Rookie of the Year. Louisville did not have a player on the preseason all-conference team, but UofL forward V.J. King received votes in the rookie voting. Louisville finished fourth in each of its first two years in the ACC. The 64th annual ACC Tournament will be played March 7-11 at the Barclays Center in Brooklyn, N.Y.

■ **Cards Continue Productive Defense** — Louisville teams under Rick Pitino have been known for their defensive intensity and the 2015-16 unit followed in that tradition. Last season, UofL limited its opponents to 58 or less points in 13 games, allowing an average of 61.1 points, which ranked sixth in the nation in scoring defense. Louisville committed fewer turnovers than its opponent in 23 games and was 19th in the nation in turnover margin (+3.0), committing single-digit turnovers in seven games.

Louisville has ranked among the nation's top 40 in field goal percentage defense in 12 of the past 14 years, including last season's .390 percentage, which was ninth in the nation. UofL held 16 of its opponents under 40 percent shooting from the field last year, nine under 36 percent and five under 30 percent.

■ **Cards vs. Non-Conference Foes** -- Louisville has won 50 of its last 51 non-conference games at home in the KFC Yum! Center, spanning the last six seasons. The Cardinals won 35 straight over non-conference opponents between falling to Kentucky on Dec. 27, 2014 and its previous home non-conference loss on Dec. 31, 2010 to Kentucky. The only other non-conference loss UofL has suffered in the KFC Yum! Center was a 52-46 setback at the hands of Drexel on Dec. 14, 2010. In its seventh season in the spectacular KFC Yum! Center, Louisville has an overall 103-14 record in home games, including a 59-3 record against non-conference opponents. The Cardinals have won their last 14 home games against non-conference opponents. UofL has won 42 consecutive home games in November spanning the last 25 years, including a perfect 29-0 record in the KFC Yum! Center.

■ Impressive Academic Performance

-- While the University of Louisville men's basketball team has performed well on the court, the Cardinals have excelled in the classroom as well. The team produced a collective 3.27 grade point average for 2015-16, just below its record 3.40 GPA from the 2013-14 season. Louisville has received an NCAA Public Recognition Award each of the last four years for ranking among the top 10 percent in men's basketball in the Academic Progress Rate, which measures academic eligibility, retention and graduation for student-athletes. The Cardinals had a perfect 1000 APR in the most recent four-year period, all while winning a combined 123 games — the second-most in the nation in that stretch — and the Cardinals won the 2013 NCAA Championship and reached the 2012 Final Four.

UofL had a collective 3.38 GPA for the 2016 spring semester and 14 of 15 Cardinals earned a 3.0 or better, including 10 with a 3.4 or higher GPA. The men's basketball team has been around a collective 3.0 GPA for 16 consecutive semesters. Louisville placed a league-high seven individuals on the 26-member 2016 ACC All-Academic Team. Prior to entering the ACC, UofL's men's basketball team earned four straight league Team Academic Excellence Awards, recognizing the highest collective grade-point averages in each of the conference sports (2014 American Athletic Conf., 2011-13 Big East).

■ **Mitchell, Adel Candidates for National Awards** — UofL guard Donovan Mitchell is among 20 watch list members for the 2017 Jerry West Shooting Guard of the Year Award, while forward Deng Adel is among the 20-player watch list for the 2017 Julius Erving Small Forward of the Year Award. Both annual awards are in their third year being presented by the Naismith Memorial Basketball Hall of Fame.

A communication major from Greenwich, Conn., Mitchell averaged 7.4 points and 3.4 rebounds as a freshman last season when he scored in double figures on 13 occasions, including seven of the last 14 games. Mitchell and Duke's Grayson Allen are the only two ACC representatives on the watch list for the West Award.

Adel was a starter the first two games of his freshman season before being sidelined with an injury for a month. He started the last five games of the season, averaging 7.2 points and 3.2 rebounds per game. Adel is one of six ACC representatives on the watch list for the Erving Award.

■ **Ear It Pronunciations** -- Trouble with pronunciations? Check out the Ear It pronunciations for the Cardinals' players from the men's basketball roster on www.GoCards.com. The links next to player names on the roster are supplied by TheNameEngine.com, an interactive audio service that provides proper audio pronunciations and phonetic spellings.

2016-17 ACC Preseason Media Poll

- | | |
|----------------------|--------------------|
| 1. Duke | 9. Miami |
| 2. North Carolina | 10. Virginia Tech |
| 3. Virginia | 11. Clemson |
| 4. Louisville | 12. Pittsburgh |
| 5. Syracuse | 13. Wake Forest |
| 6. NC State | 14. Georgia Tech |
| 7. Notre Dame | 15. Boston College |
| 8. Florida State | |

UofL National Ranking in Field Goal Percentage Defense

2002-03	31st
2003-04	2nd
2004-05	8th
2005-06	49th
2006-07	25th
2007-08	8th
2008-09	22nd
2009-10	161st
2010-11	12th
2011-12	6th
2012-13	37th
2013-14	20th
2014-15	23rd
2015-16	9th

■ **Cards Have 14 Straight 20-Win Seasons** — Louisville is one of four Division I schools in the nation which has won 20 or more games in each of the past 14 seasons. Reaching 20 victories during the 2015-16 season and extending their streaks are Kansas (27), Duke (20), Gonzaga (18) and Louisville (14). UofL Coach Rick Pitino has won at least 20 games in a season on 24 occasions, ranking him fifth among active coaches in 20-win seasons and 11th overall. Pitino won 30 in a single season for the sixth time in 2013-14. UofL has won at least 19 games in 42 of the last 46 years.

■ **Mathiang, Snider Named Team Captains** — Senior forward/center Mangok Mathiang and junior guard Quentin Snider were selected as team captains for the Cardinals' 2016-17 season. One of three captains last season, the 6-10 Mathiang averaged 7.1 points, 5.7 rebounds and 1.2 blocked shots in the first 10 games before a broken foot sidelined him for the rest of the year. He was the MVP of the Brooklyn Hoops Holiday Invitational championship game when he produced a double-double with 17 points and 13 rebounds. Second on the team in minutes played last season, and a team-leading 3.5 assists as a sophomore. His 109 assists and just 40 turnovers ranked him fourth in the ACC in assists-to-turnovers ratio (2.73; 43rd in the NCAA) as he committed a turnover just once in every 21.2 minutes of action. He scored a career-high 21 points at NC State, knocking down 4-of-6 three-pointers in the game. Mathiang and Snider were both members of the All-ACC Academic Men's Basketball team each of the last two years.

■ **High Production Returns** -- While the Cardinals will miss their departed top three scorers in G/F Damion Lee (15.9 ppg, 3.9 rpg, 61 three pointers), G Trey Lewis (11.3 ppg, 2.3 apg, 46 threes) and F/C Chinanu Onuaku (9.9 ppg, 8.5 rpg, .620 FG Pct.), over half of their total production will return. Louisville returns 51 percent of its scoring from the 2015-16 squad (1183 of 2324 points), 59 percent of its rebounding (697 of 1183), 57 percent of its assists (238 of 419) and 57 percent of the total minutes played (3553 of 6200). Louisville returns 10 lettermen and two starters, with Quentin Snider as the Cardinals' leading returning scorer at 9.4 points per game a year ago.

■ **29 Former Pitino Assistants/Players Became Head Coaches** -- UofL Coach Rick Pitino has had 29 of his former assistants or players rise to a collegiate head coaching position. Pitino's son, Richard Pitino, added his name in April 2012 when he was named head coach at FIU and is now at Minnesota. There are 10 additional former assistants as current head coaches to bring the total to 11 active, including Mick Cronin at Cincinnati; Scott Davenport at Bellarmine (Division II); Kevin Keatts at UNC Wilmington; Steve Masiello at Manhattan; Marvin Menzies at UNLV; Kareem Richardson at Missouri-Kansas City; Reggie Theus at Cal State Northridge; Kevin Willard at Seton Hall; and Tubby Smith at Texas Tech. Pitino's nine Division I former assistants as current head coaches is the most in the nation. Four active coaches reached the 2016 NCAA Tournament (Cronin, Keatts, Smith and Willard).

Pitino has a collective 40-10 record in games against his former assistants (3-0 vs. Ralph Willard; 7-5 Tubby Smith; 7-0 Billy Donovan; 7-5 Mick Cronin; 1-0 Scott Davenport; 1-0 Marvin Menzies; 6-0 Kevin Willard; 2-0 Steve Masiello; 2-0 Richard Pitino; 2-0 Kareem Richardson; 1-0 Kevin Keatts; 1-0 Reggie Theus). Davenport's team won the 2011 NCAA Division II Championship. Indiana Pacers head coach Frank Vogel was a student manager for Pitino at Kentucky and his video coordinator with the Celtics. Pitino coached former Golden State Warriors coach Mark Jackson at the New York Knicks. Donovan moved from Florida to the NBA's Oklahoma City Thunder. Eastern Kentucky coach Dan McHale was a program assistant at Louisville for two seasons. Eight former Pitino players also became collegiate head coaches, five of which are currently active including Travis Ford of Oklahoma St.; Allen Edwards of Wyoming; Mark Pope of Utah Valley; Sean Woods of Morehead St.; Donovan and Masiello. Including games against both his former assistants and former players who went on to become collegiate head coaches, Pitino is 47-11 (record vs. former players as head coaches: 3-1 vs. Travis Ford, 2-0 vs. John Pelphrey, 1-0 Scott Padgett, Mark Pope 1-0 and Donovan).

■ **Non-Conference Success** -- Louisville has a 196-45 record (.813) against non-conference opponents in Coach Rick Pitino's 16 seasons (includes post-season). The Cardinals are 136-10 at home in regular season non-conference games under Pitino, including a 60-3 mark over the last seven seasons in the KFC Yum! Center.

■ **Pitino Fourth in Wins in 32 Seasons** -- Early in the 2016-17 season, UofL Coach Rick Pitino already ranks fourth in most career coaching victories through 32 seasons. Pitino's 751 victories place him 20 wins behind Jim Boeheim for third on the list.

Best Career Coaching Starts by Wins - 32 Seasons

Coach, School	Seasons	W	L	Pct.
1. Mike Krzyzewski, Army & Duke.....	1976-2007	775	261	.748
2. Dean Smith, North Carolina.....	1962-93	774	223	.776
3. Jim Boeheim, Syracuse.....	1977-2008	771	278	.735
4. Rick Pitino, Hawaii, Boston U., Providence, Kentucky & Louisville	1976, 79-83, 86-87, 90-97, 2002-16	751	263	.740
5t. Lute Olson, Long Beach St., Iowa & Arizona	1974-2005	740	256	.743
5t. Bob Huggins, Walsh, Akron, Cincinnati, Kansas St. & West Virginia.....	1981-2005, 07-14	740	302	.710

Most Final Four Appearances All-Time

12 John Wooden
12 Mike Krzyewski
11 Dean Smith
8 Roy Williams
7 Rick Pitino
7 Tom Izzo

HEAD COACH RICK PITINO

In his 32nd season as a collegiate head coach and 16th at Louisville, UofL Coach Rick Pitino has compiled a 751-263 overall record (397-135 at UofL). A member of the Naismith Memorial Basketball Hall of Fame, he



is the first coach to take three different schools to the NCAA Final Four -- including his 2005, 2012 and 2013 Cardinal teams -- and the first to win an NCAA Championship at two different schools after guiding Louisville to the 2013 NCAA title. Among active coaches, Pitino (Massachusetts '74) has the second-highest winning percentage in NCAA Tournament games (.746 winning percentage, 53-18 record in 20 NCAA tournament appearances) and his overall .740 winning percentage entering the season ranks him 14th among active coaches. He guided Kentucky to three NCAA Final Four appearances in eight seasons (1989-97), winning the 1996 NCAA Championship and reaching the national title game in 1997. He has also served as head coach at Providence College (1985-87, 1987 Final Four), Boston University (1978-83), Hawaii (last six games in 1975-76) as well as the NBA New York Knicks (1987-89) and Boston Celtics (1997-2001). Pitino has a 1-0 record against Grand Canyon.

Rick Pitino Collegiate Head Coaching History

School	First yr.	Last yr.	W	L	Pct.
Hawaii	1975-76	1975-76	2	4	.333
Boston U.	1978-79	1982-83	91	51	.641
Providence	1985-86	1986-87	42	23	.646
Kentucky	1989-90	1996-97	219	50	.814
Louisville	2001-02	Present	397	135	.747
Total (31 seasons)			751	263	.740

Pitino's Milestone Collegiate Victories

No.	Date	Score
1	2/28/76	Hawaii 82, Portland 58
100	12/21/86	Providence 93, Howard 84
200	3/22/92	Kentucky 106, Iowa State 98
300	1/20/96	Kentucky 124, TCU 80
400	12/7/03	Louisville 56, Holy Cross 40
500	11/24/07	Louisville 64, Old Dominion 53
600	11/11/11	Louisville 83, UT Martin 48
700	11/26/14	Louisville 45, Cleveland St. 33
750	11/24/16	Louisville 62, Wichita State 52

Pitino's Milestone Louisville Victories

No.	Date	Score
1	11/18/01	Louisville 92, South Alabama 38
100	12/4/05	Louisville 67, Arkansas State 55
200	3/27/09	Louisville 103, Arizona 64
300	3/4/13	Louisville 67, Cincinnati 57
350	12/14/14	Louisville 68, UNC Wilmington 57

Pitino is three short of his 400th win at Louisville

Active Coaches with 700 wins (through Nov. 30)

Coach, school	Record	Pct.
Mike Krzyzewski, Duke	1050-322	.765
Jim Boeheim, Syracuse	888-343	.721
Bob Huggins, West Virginia	795-322	.710
Roy Williams, North Carolina	791-210	.789
Rick Pitino, Louisville	751-263	.740

■ **Cardinal Spurts** — In its first seven games this season, Louisville has produced 12 runs of 8-0 or better, including two first-half 8-0 runs against Purdue in its last game. UofL had a season-best 20-0 run vs. Evansville on Nov. 11. Louisville has forced its opponents into 22 scoring droughts of three minutes or more, including scoring droughts of 4:43 and 5:01 in its last game vs. Purdue. UofL had a season-best 6:34 period of scoreless defense vs. Evansville.

■ **Cards' Trio Unique in Top 15** - Louisville is the only school in the nation with its football, men's basketball, and women's basketball programs each ranked among the Associated Press' top 16 (football: No. 16; women's basketball: No. 7; men's basketball: No. 14 through Nov. 28). The Cardinals have four additional sports currently ranked among the nation's top teams in men's soccer (9th), field hockey (8th), women's swimming (9th) and men's swimming (3rd). UofL's men's soccer team is the No. 4 overall seed in the NCAA Championship and has advanced to the Elite Eight. UofL's women's cross country team advanced to the NCAA Championship for the first time in school history and the Cardinals' field hockey team competed in the NCAA Tournament.

■ **Cards' Class Among Nation's Best** -- Four outstanding high school products have each signed a national letter-of-intent with UofL, ranking this Cardinal group among the nation's top recruiting classes. The list of impressive signees includes **Jordan Nwora**, a 6-7, 215-pound forward from Buffalo, N.Y. and Vermont Academy in Saxtons River, Vt.; **Darius Perry**, a 6-2, 170-pound guard from Powder Springs, Ga. and Wheeler High School in Marietta, Ga.; **Lance Thomas**, a 6-8, 210-pound forward from Norcross (Ga.) High School; and **Malik Williams**, a 6-11, 215-pound forward/center from Snider High School in Ft. Wayne, Ind.

Nwora (pronounced nuh-WOR-uh) averaged 23.4 points and 10.1 rebounds as a senior last season in leading The Park School in Buffalo, N.Y. to the Manhattan Cup Class A final. He will play his final prep season at Vermont Academy in Saxtons River, Vt. A two-time All-West New York selection, Nwora enters the year ranked No. 89 nationally by Rivals.com, 109th by 247Sports.com, and is No. 91 in the ESPN 100.

Perry averaged 15.0 points, 4.3 assists, 4.0 rebounds and 3.1 steals as a junior last season as Wheeler posted a 22-6 record before falling in the first round of the Georgia state playoffs. Honored as a first-team all-region pick as a junior, Perry is ranked is No. 53 nationally in the ESPN 100, 63rd by 247Sports.com, 76th by Scout.com and 82nd by Rivals.com.

Thomas averaged 8.3 points, 6.6 rebounds and 3.7 blocked shots as a junior last season in helping his Norcross High School team to a 26-4 record and the Georgia Class AAAAAA Sweet 16 before falling to eventual state champion Westlake. A first-team All-Region 7 selection last year, Thomas is ranked No. 76 nationally by 247Sports.com and No. 121 by Scout.com, which lists him as the 16th-best power forward in the nation.

Williams averaged 21.2 points, 13.1 rebounds, 2.9 blocked shots and connected on 36 percent of his three-point attempts as a junior last season in helping his Snider High School team produce a 14-9 record. A first-team All-Summit Athletic Conference selection as a junior, Williams is ranked No. 21 nationally Scout.com, No. 29 by Rivals.com, No. 30 by 247Sports.com and is No. 41 the ESPN 100.

■ **Five-League Champs** -- UofL Coach Rick Pitino is the only coach to win both regular season and tournament championships in five different conferences, including three while at Louisville (ECAC North Atlantic, Southeastern, Conference USA, Big East, American).

■ **Card File** - Jaylen Johnson needs two rebounds for 200 in his career. His 60 rebounds in seven games this season are 30 percent of his career boards. His 8.6 rebounds per game this year is seventh in the ACC ... Mangok Mathiang needs eight rebounds for 400 in his career ... In the first half of its first seven games, Louisville has allowed an average of just 24.1 points and 31.3 percent shooting from the field ... Attendance at the KFC Yum! Center will surpass the 2.5 million mark likely in its next home game. A total of 2,496,279 fans have flocked to the arena to watch UofL play through its first four home games in the Cards' seventh seasons, 3,721 short of the 2.5 million mark ... Louisville has been ranked in 78 of the last 81 Associated Press polls ... Louisville has won its last 156 games when holding its opponent below 50 points, last falling when that occurred 44-41 to Western Kentucky on Jan. 10, 1945. The Cardinals limited Evansville to 47 points in the season opener ... Louisville is second to North Carolina for the national lead with 67 all-time 1,000 point scorers. Quentin Snider is the next closest Cardinal to that milestone, who has 512 career points ... Over the last seven seasons, Louisville has recovered from nine or more points down to win on 23 occasions ... Louisville led Baylor by 22 points in the first half (32-10 with 4:02 left in the half) ... Louisville reached the championship game of the 2016 Battle 4 Atlantis before falling to Baylor. UofL guards Donovan Mitchell and Quentin Snider were named to the five-person all-tournament team ... With its victory over Old Dominion, the Cardinals improved to 81-43 all-time in overtime games, including a 12-6 record since the 2004-05 season ... Louisville's 29.7 percent shooting from the field against Old Dominion on Nov. 23 was its lowest ever in a victory. The previous low was 30.2 percent in a 53-44 win at Memphis on Feb. 26, 2005 ... After falling to Baylor, Louisville dropped to 47-3 in first-time meetings with opponents under coach Rick Pitino, including an 18-1 record since the 2010-11 season. The Cardinals will face another first-time foe in Texas Southern on Dec. 10 ... UofL Coach Rick Pitino is the only former NBA coach to win 750 collegiate games.

ATLANTIC COAST CONFERENCE

(ACC Standings through Nov. 30)

School	ACC	Overall	Streak
Notre Dame.....	0-0	7-0	W 7
Virginia.....	0-0	7-0	W 7
Duke.....	0-0	7-1	W 5
North Carolina.....	0-0	7-1	L 1
Louisville.....	0-0	6-1	W 1
Florida State.....	0-0	6-1	W 2
Pittsburgh.....	0-0	6-1	W 3
Virginia Tech.....	0-0	6-1	W 2
NC State.....	0-0	5-2	L 1
Miami.....	0-0	5-2	W 1
Wake Forest.....	0-0	5-2	L 1
Syracuse.....	0-0	4-2	L 2
Georgia Tech.....	0-0	4-2	L 1
Clemson.....	0-0	4-2	W 2
Boston College.....	0-0	3-3	L 2

Upcoming ACC Games

Friday, December 2

Duquesne at Pittsburgh - ACC Network Extra 7:00

Saturday, December 3

Wake Forest at Richmond - ESPNU Noon
 Georgia Tech at Tennessee - SECN 1:00
 Dartmouth at Boston College - ACC NE 1:00
 West Virginia at Virginia - ESPNU 2:00
 North Florida at Syracuse - ACC Network Extra 4:00
 Boston University at NC State - RSN 4:30
 Maine at Duke - ESPN2 5:30
 Wofford vs. Miami - ESPN3 5:30
Hoophall Miami Invitational, Miami, Fla.
 Louisville at Grand Canyon - ESPN3 9:00

Sunday, December 4

Radford at North Carolina - RSN 2:00
 Florida State vs. George Washington - CBSN 4:00
BB&T Classic, Washington, D.C.
 Coppin State at Clemson - ACC Network Extra TBA
 North Carolina A&T at Notre Dame - ACCNE TBA

Monday, December 5

Connecticut vs. Syracuse - ESPN2 7:00
MSG, New York, N.Y.

Tuesday, December 6

Southern Miss at Florida State - ACCNE 7:00
 South Carolina State at Miami - ACC NE 7:00
 East Carolina at Virginia - RSN 7:00
 Charlotte at Wake Forest - ACC Network Extra 7:00
 IPFW at Notre Dame - ESPNU 9:00
 Duke vs. Florida - ESPN 9:30
Jimmy V Classic, New York, N.Y.

Wednesday, December 7

Buffalo at Pittsburgh - ACC Network Extra 7:00
 Southern Illinois at Louisville - RSN 7:00
 Harvard at Boston College - ACC Network Extra 7:00
 Georgia Tech at VCU - ESPNU 7:00
 UMES at Virginia Tech - ACC Network Extra 8:30
 Davidson at North Carolina - ESPN2 9:00

Thursday, December 8

Nicholls State at Florida State - ESPNU 9:00

Friday, December 9

Hartford at Boston College - ACC Network Extra 7:00
 Wake Forest at UNCG - ESPN3 7:00

Louisville in the Polls

Date	AP	USAT	Date	AP	USAT
preseason	13	14	Nov. 21	10	10
Nov. 14	12	12	Nov. 28	14	14

■ **Three With 395** — Louisville is the only NCAA Division I men's basketball program to have three different coaches with at least 395 victories at the school. Current Cards' Coach Rick Pitino has won 397 games in his 16th season at UofL, his predecessor Denny Crum won 675 games in 30 years (1971-2001) and Bernard "Peck" Hickman won 443 in his 23 years guiding the Cardinals (1944-67). Kansas can join that list when Bill Self wins his 395 game at Kansas (391 through Nov. 30) as Phog Allen (590) and Roy Williams (418) have at least 390 wins there.

■ **Six NBA Draft Picks in Last Four Years** -- Chinanu Onuaku, who was a sophomore forward/center for UofL last season, was selected by the Houston Rockets with the 37th pick overall in the second round of the 2016 NBA Draft.

A total of 69 former Louisville players have been selected in the NBA Draft, including six in the last four years. Terry Rozier was selected in the first round of the 2015 draft by the Boston Celtics as the 16th overall pick, while forward Montrezl Harrell was taken in the second round by the Houston Rockets as the 32nd selection. Russ Smith was selected by the Philadelphia 76ers in the second round of the 2014 NBA Draft with the 47th overall pick, and was subsequently traded to the New Orleans Pelicans. Gorgui Dieng was a first-round selection and the 21st overall pick by the Utah Jazz in 2013, with his rights subsequently traded to the Minnesota Timberwolves, where he has played the last three seasons. Peyton Siva was a second round choice of the Detroit Pistons in 2013 with the 56th pick overall.

Louisville has produced 23 first-round NBA Draft choices, including 11 in the top ten and five among the top three picks (Pervis Ellison first in 1989; Wes Unseld second in 1968; Darrell Griffith second in 1980; Charlie Tyra second in 1957; Rodney McCray third in 1983).

■ **Louisville Top College Basketball Market** -- Louisville is consistently the highest-rated television market for college basketball on ESPN. Louisville has been the top market each of the last 14 years, averaging a 4.9 rating for the 2015-16 season. Louisville was over two points higher than second-place Raleigh-Durham, which averaged a 2.7 rating. The remaining top 10 was Kansas City (2.5), Greensboro-High Point (2.5), Cincinnati (1.8), Dayton (1.7), Greenville (1.7), Indianapolis (1.6) and Memphis (1.5). The Cardinals' NCAA Sweet 16 game against Kentucky in 2014 drew a 51.5 rating and 73 share, making it the second highest-rated event in Louisville television history. Louisville's 2013 NCAA Championship game against Michigan is the top-rated television event all-time in the Louisville market.

■ **International Flavor** — Louisville had an international flavor with four players on its roster hailing from foreign countries. Mangok Mathiang was born in Sudan, Africa and lived in Melbourne, Australia where he also played rugby and Australian Rules Football before coming to the United States. He played a season at Carbondale (Ill.) Brehm Prep School. Deng Adel followed a similar path as he was born in the Sudan, grew up in Australia and spent his senior year of high school in Florida. From Cairo, Egypt, Anas Mahmoud played a year at West Oaks Academy in Orlando, Florida before joining UofL. Matz Stockman, from Oslo, Norway, attended school in Spain's Canary Islands during the 2013-14 season before his trek to the U.S.

■ **Statistical Trends** — UofL is 171-9 over the last 16 seasons under Coach Rick Pitino when scoring 80 or more points (2-0 this year, 10-0 in 2015-16, 11-0 in 2014-15) ... Over the past 16 years under Pitino, Louisville is 130-6 when shooting 50 percent or better from the field (14-0 in 2015-16, 8-0 in 2014-15) ... UofL is 318-48 when holding its opponent below 70 points over the past 16 years under Pitino (5-1 this season, 19-1 in 2015-16, 24-4 in 2014-15, 27-1 in 2013-14).

■ **Seventh Season in KFC Yum! Center** -- This is Louisville's seventh season in the spectacular KFC Yum! Center, located on the banks of the Ohio River in downtown Louisville. The Cardinals had previously played basketball for 54 years in Freedom Hall (1956-2010). The 22,000-seat multi-purpose arena was built at a cost of \$238 million and includes 71 luxury suites, 62 four- or six-seat premium boxes, over 2,000 side-court club seats and four party suites with a seating capacity of 32 each.

UofL's men's and women's teams have permanent locker rooms. There are five additional team locker rooms, two officials locker rooms, five star dressing rooms, a full-function media work room and a full-sized basketball practice court on the event level. The seven levels of the arena (including the upper catwalk) include a collective 721,762 square feet, or roughly the area of 13 football fields.

After passing through the one and a half acre landscaped entry plaza that features a basketball-themed fountain, entering fans can visit the 2,500-square foot UofL adidas store, the 3,000-square foot UofL Hall of Honor, or head to their seats using one of the eight escalators or seven elevators within the building.

Lounge space is abundant within the arena.

Four spacious donor rooms are available for Cardinal fans, including three that overlook the Ohio

River. The 7,000-square foot main concourse restaurant overlooks the river and a main concourse sports bar has views directly into the arena bowl. Two 4,000-square foot club lounges on the event level, as well as the terrace club and premium box lounges, provide amenities for their respective patrons. The KFC Yum! Center served as the site for the NCAA Men's Basketball Tournament second and third rounds in 2012 and 2015, the NCAA South Regional in 2016 and was the site for the 2012 NCAA Women's Volleyball Championship on December 13 and 15.



Louisville has won ...

... 48 of its last 64 post-season tournament games over the last 12 years (including conference, NCAA and NIT since 2005). Louisville is 25-4 in the postseason over the last five years.

... 26 of its last 34 games in the NCAA Tournament (since 2005), advancing to the final eight teams five times in the last nine years (2008, 2009, 2012, 2013, 2015).

... 30 of 38 games during the month of March over the last five years.

... 152 games over the last six years, tied for the fifth-most wins in the nation in that stretch. Louisville is one of just three teams to win at least 30 games in three of the last five seasons (also Kentucky, Wichita State), winning a school-record 35 victories during the Cardinals' 2012-13 NCAA Championship season.

... 20 games for the last 14 straight seasons, a feat accomplished by only four schools.

... 12 ACC regular season games in 2014-15 and 2015-16. Louisville has won at least 10 league games for nine straight seasons. UofL has finished in the top three in its conference six of the last 10 years.

... 10 of its last 11 conference tournament games. Louisville is 15-3 with three championships over its last seven conference tournaments, reaching the title game five times. Louisville has won three of the last four conference tournament titles in which it has participated.

'16-17 NATIONAL RANKINGS

Associated Press (Nov. 28)

- 1 Kentucky
- 2 Villanova
- 3 North Carolina
- 4 Kansas
- 5 Duke
- 6 Virginia
- 7 Xavier
- 8 Gonzaga
- 9 Baylor
- 10 Creighton
- 11 UCLA
- 12 Saint Mary's
- 13 Indiana
- 14 Louisville
- 15 Purdue
- 16 Arizona
- 17 Wisconsin
- 18 Butler
- 19 Iowa State
- 20 South Carolina
- 21 Rhode Island
- 22 Syracuse
- 23 Oregon
- 24 Florida
- 25 West Virginia

ESPN/USA Today (Nov. 28)

- 1 Kentucky
- 2 Villanova
- 3 North Carolina
- 4 Duke
- 5 Kansas
- 6 Virginia
- 7 Xavier
- 8 Gonzaga
- 9 UCLA
- 10 Indiana
- 11 Baylor
- 12 Creighton
- 13 Saint Mary's
- 14 Louisville
- 15 Arizona
- 16 Purdue
- 17 Wisconsin
- 18 Butler
- 19 West Virginia
- 20 Oregon
- 21 Iowa State
- 22 Maryland
- 23 South Carolina
- 24 Syracuse
- 25 Rhode Island

■ **Anniversary Year for Two Final Four teams** — The 2016-17 season marks notable anniversaries for two of Louisville's Final Four teams. It is the 45th anniversary for UofL's 1972 NCAA Final Four team (26-5 record), which was guided by future Hall of Fame Coach Denny Crum in his first season with the Cardinals. The Missouri Valley Conference Co-Champions featured five senior starters, including All-America guard Jim Price (1,460 career points, 1969-72), forward Ron Thomas, whose 13.0 career rebounding average is the fourth-best ever at UofL (1970-72), and 1,000-point scorer Al Vilcheck (1,048 points, 1969-72). This season also marks the 35th anniversary of the Cardinals' 1982 Final Four team, which had six seniors on its roster. Crum's fourth Final Four team, which was runner-up in the Metro Conference, included four starters that totaled over 1,000 career points in Derek Smith (1,826), Lancaster Gordon (1,614), Jerry Eaves (1,250) and Rodney McCray (1,247). The Cardinals beat UAB on its home floor to win the Midwest Regional.

■ **Tickets Available** -- A limited number of single-game tickets for UofL home games in November and December on sale now. Tickets are \$45 for weekend non-conference games; weekday non-conference games are \$40; \$82 for Virginia, Duke and Notre Dame; and \$65 for all other ACC games. The Cardinals' Dec. 21 game against Kentucky is sold out. Tickets will be on sale at the UofL Ticket Office, located near Gate 2 of Papa John's Cardinal Stadium at 2800 South Floyd Street. The ticket office is open weekdays from 9 a.m. until 5 p.m. Cardinal fans may also purchase tickets by visiting Ticketmaster online at www.ticketmaster.com, calling 1-800-745-3000 or by visiting any Ticketmaster Ticket Center, including the KFC Yum! Center.

■ **La Poderosa Broadcast Six** — Six UofL home men's basketball games will be broadcast this season in Spanish on La Poderosa (WTUV, 620AM). The remaining four games include: Dec. 7 vs. Southern Illinois, Dec. 10 vs. Texas Southern, Jan. 19 vs. Clemson and Feb. 18 vs. Virginia Tech. Carlos Lucio and Elvis Martinez call the action for the broadcasts in UofL's effort to reach out to the Hispanic community for the last 12 years. All of U of L's home football games over the last 12 years have also been broadcast in Spanish.

Cardinals in the NCAA Tournament

■ Louisville made its 41st NCAA Tournament appearance in 2015. The Cardinals have reached the NCAA Tournament 32 of the last 40 years (nine of the last 10, 12 of the last 14, 14 of the last 18 years, 20 of last 25). The Cards have reached the Sweet 16 on 21 occasions and have advanced to the Elite Eight four of the last seven seasons. Louisville is sixth in tournament victories (75) and is fifth in NCAA Tournament appearances (41). UofL has a 75-42 overall NCAA Tournament record, reaching the Final Four 10 times.

■ Only four teams -- Kentucky (56), North Carolina (47), UCLA (46), and Kansas (45) -- have more NCAA Tournament appearances than Louisville's 41.

■ U of L Coach Rick Pitino has a 53-18 record in NCAA Tournament play (.746), ranking him second among active coaches in winning percentage and 10th all time. Only three coaches have coached more Final Four teams than Pitino's seven, a feat matched by one other. Pitino is the first coach to win an NCAA Championship at two different schools; the first to lead three different teams to the Final Four; is one of 11 coaches to lead four different schools to the NCAA Tournament; and one of 10 active collegiate coaches who have won an NCAA Championship.

■ Only three teams have been to more Sweet 16 appearances than Louisville's 21 since the NCAA began Sweet 16 records in 1975 (North Carolina 27, Kentucky 26, Duke 25; Kansas is tied with Louisville/21).

■ U of L Coach Rick Pitino has guided 20 teams to NCAA tournament appearances, including 12 of his last 14 years at Louisville (nine of the last 10 years). His last six straight Kentucky teams reached the NCAA Tournament. The Wildcats won the 1996 NCAA title and were national runner-up in 1997 under his guidance.

NCAA Division I Most Victories

School	First Year	Yrs.	Won	Loss	Pct.
1. Kentucky	1903	113	2205	682	.764
2. Kansas	1899	118	2186	836	.723
3. North Carolina	1911	106	2173	774	.737
4. Duke	1906	111	2087	864	.707
5. Syracuse	1901	115	1943	865	.692
6. Temple	1895	120	1870	1037	.643
7. Notre Dame	1898	111	1819	984	.649
8. UCLA	1920	97	1818	819	.689
9. St. John's	1908	108	1803	980	.648
10. Indiana	1901	116	1783	1003	.640
11. Louisville	1911	102	1778	892	.666
12. Brigham Young	1903	114	1764	1059	.625
13. Arizona	1905	111	1762	927	.655

All-Time NCAA Final Four Appearances

North Carolina...	19
UCLA.....	17
Kentucky	17
Duke.....	16
Kansas	14
Ohio State	11
Louisville.....	10
Michigan State....	9
Indiana	8

UofL in the NCAA Tournament

NCAA Tournament Appearances	41
(32 of the last 39 years; 20 of last 24)	
All-Time NCAA Tourn. Record.....	75-42
Sweet 16 Appearances.....	21
Final Four Appearances.....	10
NCAA Championships	3
Pitino's NCAA Tourn. Record	53-18
Pitino's NCAA Tourn. Appearances ..	20

■ Mathiang A Good Works Team Nominee

-- UofL center Mangok Mathiang is among a group of 181 nominees for the 2017 Allstate National Association of Basketball Coaches (NABC) Good Works Team. The distinguished award shines a spotlight on a select group of student-athletes who have shown dedication to community service and leadership.

Former UofL guard Peyton Siva received recognition on the Allstate NABC Good Works team as a senior in 2013.

A redshirt senior, Mathiang is a team captain for the second straight year. Over the past three years, he has accumulated the most community service hours on the Cardinals' team. A communications major, Mathiang has developed an amazing reputation for being a kind, gentle-hearted young man.

Among the many service projects in which he has participated include the Louisville Coalition for the Homeless & Salvation Army- Stand Down 2016, a speaker at elementary schools, Dare to Care food bank, Metro Parks and Recreation Adaptive and Inclusive Recreation Program, multiple hospital visits and many other community service initiatives. He has been a leader off the court and on it, as a starter or key reserve. He was one of a league-leading seven Louisville student-athletes honored on the 2016 All-ACC Academic Men's Basketball Team and has regularly achieved recognition on the UofL Athletic Director's Honor Roll.

The 181 NABC nominees were submitted by sports information directors and college basketball coaches across the country. The final roster of 10 award recipients will be unveiled in February. Members of the Allstate NABC Good Works Team will be invited by Allstate, an official corporate partner of the NCAA, to the 2017 NABC Convention and 2017 NCAA Men's Final Four in Phoenix, where they will participate in a community service project benefitting the city.

More information about the Allstate NABC Good Works Team is available at www.nabc.org.

UofL Radio Network Affiliates

WHAS	840 AM	Louisville, Ky.
<i>(Flagship Station)</i>		
WKRD	790 AM	Louisville, Ky.
WKCY	1530 AM	Cincinnati, Ohio
WWRW	105.5 FM	Lexington, Ky.
WSFC	1240 AM	Somerset, Ky.
WYMC	1430 AM	Mayfield, Ky.
WLME	102.7 FM	Owensboro, Ky.
WPAD	1560 AM	Paducah, Ky.
WCCK	95.7 FM	Calvert City, Ky.

Sirius XM Satellite Radio

The radio broadcast is also available for a fee through GoCards.com and CardsMobile, the Cards' official Android/iPhone app.

Last time an individual had ...

	For Louisville	For A Louisville Opponent
30 or more points	31 by Wayne Blackshear vs. CSUN (12/23/14)	31 by Devin Thomas, Wake Forest (1/4/15)
35 or more points	42 by Russ Smith vs. Houston (3/14/14)	36 by Scottie Reynolds, Villanova (1/11/10)
20 points in a half	20 by Trey Lewis vs. Virginia Tech, 2H (1/27/16)	24 by Austin Freeman, Georgetown, 2H (2/23/10)
15 or more rebounds	15 by Chinanu Onuaku vs. Syracuse (2/17/16)	18 by Ryan Taylor, Marshall (11/21/14)
20 or more rebounds	23 by Ellis Myles vs. Tennessee St. (12/1/01)	21 by Dwayne Whitfield, Jackson St. (11/23/94)
A four-point play	Russ Smith vs. Kentucky (12/31/11)	Demetrius Jackson, Notre Dame (2/13/16)
12 made free throws	12 by Russ Smith vs. UConn, 15 att. (1/18/14)	13 by Seth Allen, Virginia Tech (1/27/16)
7 made three-point goals	7 by Preston Knowles vs. Syracuse (2/12/11)	7 by Anthony Mason Jr., St. John's (1/26/08)
10 or more assists	11 by Chris Jones vs. Virginia Tech (1/13/15)	10 by Elfrid Payton, Louisiana Lafayette (12/7/13)
5 or more blocked shots	6 by Anas Mahmoud, Wichita State (11/24/16)	6 by Jo Lual-Acuil, Jr., Baylor (11/25/16)
5 or more steals	7 by Donovan Mitchell vs. Old Dominion (11/23/16)	5 by Will Cummings, Temple (2/27/14)

The Last Time a Team ...

	Louisville	Opponent
Scored 100 points	111-63 win over Grand Canyon (12/5/15)	101-104 5OT loss to Notre Dame (2/9/13)
Scored less than 50 points	63-47 loss vs. Virginia (1/30/16)	78-47 victory over Evansville (11/11/16)
Scored 60 points in a half	61 vs. Gr. Canyon; 1st H of 111-63 win (12/5/15)	60 by Tulane; 2nd H of 109-96 win (1/18/90)
Scored under 20 points in a half	14 vs. Virginia; 1H of 63-47 loss (1/30/16)	19 by Purdue 1H, 71-64 UL win (11/30/16)
Had a +20 Rebound Margin	23 (52-29) vs. Evansville (11/11/16)	26 (57-31) by Kentucky (12/31/11)
Grabbed 60 or more rebounds	60 vs. Jacksonville State (11/17/14)	60 by George Mason (1/4/94)
Grabbed less than 25 rebounds	24 vs. USF (1/12/12)	22 by Kennesaw State (12/16/15)
Shot 60% or better from the field	.652 (30-46) vs. Pittsburgh (1/25/15)	.614 (43-70) by Charlotte (2/11/01)
Shot 30% or below from the field	.297 (19-64) vs. Old Dominion (11/23/16)	.281 (14-49) by Evansville (11/11/16)
Shot 70% from the field for a half	.708 (17-24) vs. Pittsburgh in 1st H (1/25/15)	.765 (13-17) by Georgetown in 2nd H (1/31/11)
Made 5 or less free throws	1 vs. Syracuse (in 2 attempts, 2/17/16)	5 by Georgia Tech (in 7 attempts, 3/1/16)
Made 15 three-point goals	16 (in 30 attempts) vs. Rutgers (2/16/14)	17 by Notre Dame (2/4/06)
Made No three-point goals	0 vs. Pittsburgh (2/11/15)	0 by Cal State Northridge (12/23/14)
Shot 60% from the three-point line	.667 (12-18) vs. Virginia Tech (1/27/16)	.727 (8-11) by Miami (2/27/16)
Handed out 25 or more assists	28 vs. UCF (12/31/13)	25 by Notre Dame (2/28/08)
Handed out 5 or less assists	1 vs. Kentucky (12/27/14)	4 by Pittsburgh (1/14/16)
Committed 25 or more turnovers	26 vs. West Virginia (1/31/09)	25 by FIU (12/5/14)
Committed 5 or fewer turnovers	5 vs. NC State (2/14/15)	2 by Virginia (2/7/15)
Blocked 10 or more shots	11 vs. William & Mary (11/14/16)	14 by Connecticut (3/4/06)
Had No Blocked Shots	0 vs. North Carolina A&T (3/21/13)	0 by Wichita State (11/24/16)
Had 15 or more steals	16 vs. Savannah State (11/24/14)	19 by Rutgers (3/13/14)
Had No Steals	0 vs. Saint Louis (2/12/03)	0 by Saint Louis (3/22/14)

**Louisville Top Efforts Under Rick Pitino
(Since 2001-02)****Longest winning streak:** 17 games (2002-03)**Longest conference winning streak:** 10, twice -- 2008-09 & 2012-13 seasons**Longest losing streak:** 4 games (2003-04)**Longest conference losing streak:** 4 games (2003-04)**Most points scored in a game:** 114 vs. Western Kentucky, 12-22-10 (UL 114, WKU 82)**Fewest points scored in a game:** 45 vs. Cleveland State, 11-26-14 (UL 45, CSU 33)**Most points allowed in a game:** 104 vs. Notre Dame, 2-9-13 (UND 104, UL 101, 5 ot)**Fewest Points Allowed in a Game:** 26 vs. Savannah State, 11-24-14 (UL 87, SSU 26)**Fewest Points Allowed in a Conference Game:** 31 vs. Rutgers, 3-13-14 (UL 92, RU 31)**Largest Margin of Victory:** 64 vs. Morehead St., 12-27-04 (UL 104, USA 40)**Largest Margin of Victory in a Conference Game:** 61 vs. Rutgers, 3-13-14 (UL 92, RU 31)**Largest losing margin:** 33 vs. Notre Dame, 2-12-09 (ND 90, UL 57)**Fewest points scored in a win:** 45 vs. Cleveland State, 11-26-14 (UL 45, CSU 33)**Most points allowed in a win:** 89 vs. Notre Dame, 2-17-10 (UL 91, UND 89 2 ot)**Most points scored in a loss:** 101 vs. Notre Dame, 2-9-13 (UND 104, UL 101, 5 ot)**Fewest points allowed in a loss:** 52 vs. Drexel, 12-14-10 (DU 52, UL 46); vs. Syracuse, 2-13-12 (SU 52, UL 51); vs. Virginia, 2-17-15 (UVA 52, UL 47)**Largest deficit overcome to win a game:** 20 vs. West Virginia, 3-26-05 (UL 18, WVU 38)**Largest lead given up in a loss:** 22 vs. Baylor, 11-25-16 (UL 32, BU 10)**Highest shooting percentage:** .652 vs. Pittsburgh, 1-25-15 (UL 80, Pitt 68)**Highest shooting percentage in a conference game:** .652 vs. Pittsburgh, 1-25-15 (UL 80, Pitt 68)**Lowest shooting percentage:** .268 vs. Western Kentucky, 11-30-08 (WKU 68, UL 54)**Lowest shooting percentage in a conference game:** .274 vs. Cincinnati, 1-19-02 (UL 50, UC 77)**Highest 3-point percentage:** .778 vs. Memphis, 2-4-04 (UL 58, UM 62)**Highest 3-point percentage in a conference game:** .778 vs. Memphis, 2-4-04 (UL 58, UM 62)**Lowest 3-point percentage:** .000 vs. Pittsburgh, 2-11-15 (UL 69, Pitt 56)**Lowest 3-point percentage in a conference game:** .000 vs. Pittsburgh, 2-11-15 (UL 69, Pitt 56)**Most three-pointers:** 22 vs. Hartford, 11-17-07 (UL 104, UH 69)**Free throws made:** 41 vs. Rutgers, 1-4-14 (UL 83, RU 76)**Most assists:** 34 vs. VMI, 12-23-04 (UL 107, VMI 56)**Most blocked shots:** 18 vs. Holy Cross, 12-7-03 (UL 56, HC 40)

O V.J. King

F 6-6 190 Fr. - HS Cleveland, Ohio (Paul VI Catholic HS, Fairfax, Va.)

- Has primarily split the time at small forward with starter Deng Adel in the first seven games. He has scored eight or more points in three games.
- Top game to date was against William & Mary when he totaled 17 points, five rebounds, and a steal (7-11 FG, 3-3 3FG).
- King has won two gold medals with USA Basketball in the 2013 FIBA Americas U16 Championship in Maldonado, Uruguay; and the 2014 FIBA U17 World Championship in Dubai, United Arab Emirates.
- A McDonald's All-America selection, King averaged 22.9 points, 9.6 rebounds, 2.5 assists and 2.1 steals as a senior last season in leading Paul VI (20-11) in Fairfax, Va. to the Virginia Independent Schools Athletic Association Division I state championship game..
- The Virginia Gatorade Player of the Year earned all-state and all-conference honors last year.
- His father Vincent King played professional basketball in foreign countries for 10 years after scoring 1,037 points in his collegiate career at Indiana University of Pennsylvania from 1988-92.
- Born Jan. 22, 1997 ... Major is sport administration.



O V.J. King		
Games With ...	Season	Career
Double-Figure scoring.....	2	2
5 or more rebounds	1	1
4 or more assists	0	0
A blocked shot	1	1
A steal	1	1
A three-pointer	2	2
20+ points	0	0

O V.J. King Season/Career Highs

- Points..... 17 vs. William & Mary (11/14)
Reb. 5 vs. William & Mary (11/14)
Asst..... 1 vs. Old Dominion (11/23)
Blocks 1 vs. Evansville (11/11)
Steals..... 1 vs. William & Mary (11/14)
FGM 7 vs. William & Mary (11/14)
FGA 11 vs. William & Mary (11/14)
3FGM 3 vs. William & Mary (11/14)
3FGA 3 vs. William & Mary (11/14)
vs. Wichita State (11/24)
FT..... 6 vs. Evansville (11/11)
vs. Wichita State (11/24)
FTA..... 8 vs. Evansville (11/11)
vs. Wichita State (11/24)

O V.J. King Game-by-Game

Opponent	Date	GS	Min	FG	FGA	Pct	FG	FGA	Pct	FT	FTA	Pct	Off	Def	Tot	Avg	PF	FO	A	TO	Blk	Stl	Pts	Avg
EVANSVILLE	11/11/16	14	0	1	.000	0	1	.000	6	8	.750	0	2	2	2	2.0	1	0	0	0	1	0	6	6.0
WM. & MARY	11/14/16	17	7	11	.636	3	3	1.000	0	0	.000	2	3	5	3.5	2	0	0	1	0	1	0	17	11.5
LONG BEACH ST	11/17/16	13	3	8	.375	0	2	.000	2	2	1.000	0	3	3	3.3	0	0	0	0	0	0	0	8	10.3
vs Old Dominion	11/23/16	8	0	1	.000	0	0	.000	2	2	1.000	2	0	2	3.0	1	0	1	0	0	0	2	8.3	
vs Wichita State	11/24/16	20	2	8	.250	0	3	.000	6	8	.750	2	2	4	3.2	1	0	0	3	0	0	10	8.6	
vs Baylor	11/25/16	12	2	5	.400	1	1	1.000	0	0	.000	0	2	2	3.0	0	0	0	1	0	0	5	8.0	
PURDUE	11/30/16	10	0	3	.000	0	0	.000	0	0	.000	0	2	2	2.9	0	0	0	0	0	0	0	6.9	

O V.J. King Statistics

Year	GP	GS	Min	Avg	FG	FGA	Pct	3FG	3FGA	Pct	FT	FTA	Pct	OReb	DReb	Reb	Avg	PF	FO	Ast	TO	Blk	Stl	Pts	Avg
2016-17	7	0	94	13.4	14	37	.378	4	10	.400	16	20	.800	6	14	20	2.9	5	0	1	5	1	1	48	6.9
TOTAL	7	0	94	13.4	14	37	.378	4	10	.400	16	20	.800	6	14	20	2.9	5	0	1	5	1	1	48	6.9

1 Tony Hicks

G 6-1 180 Gr. - Tr. South Holland, Ill. (University of Pennsylvania)

■ Scored four points and grabbed two rebounds in the first two games of the season.

■ Graduate transfer led Penn in scoring as a sophomore and junior and earned All-Ivy League honorable mention honors during his freshman and junior years.

■ Has 54 career double-figure scoring games at Penn.

■ Totaled 1,060 career points in three seasons while starting 64 games for the Quakers. He has connected on 107-of-308 three-pointers in three seasons (347) and 78.1 percent of his free throws (217-of-278).

■ Matched a Penn single-game record with 13 assists vs. Lafayette, adding 14 points, four rebounds and four steals.

■ Has a 6-8 wingspan.

■ A member of the 2012 Parade All-America team, Hicks was the Chicago Catholic League Player of the Year as a senior at St. Rita of Cascia High School.

■ Born March 15, 1994 ... Earned a sociology degree at Penn ... Major at UofL is human resources.



1 Tony Hicks

Games at UofL With ... Season Career

Double-Figure scoring.....	0	0
6 or more rebounds	0	0
4 or more assists	0	0
A blocked shot	0	0
A steal	1	1
A three-pointer	0	0
20+ points	0	0

1 Tony Hicks Season/Career Highs

Points.....	4 vs. Evansville (11/11)
	vs. William & Mary (11/14)
Reb.	2 vs. Evansville (11/11)
	vs. William & Mary (11/14)
Asst.....	3 vs. William & Mary (11/14)
Blocks	none
Steals	2 vs. Evansville (11/11)
FGM	2 vs. Evansville (11/11)
FGA	9 vs. William & Mary (11/14)
3FGM	none
3FGA	3 vs. William & Mary (11/14)
FT	2 vs. William & Mary (11/14)
FTA	2 vs. Evansville (11/11)
	vs. William & Mary (11/14)

1 Tony Hicks Game-by-Game

Opponent	Date	GS	Min	FG	FGA	Pct	FG	FGA	Pct	FT	FTA	Pct	Off	Def	Tot	Avg	PF	FO	A	TO	Blk	Stl	Pts	Avg
EVANSVILLE	11/11/16	18	2	5	.400	0	1	.000	0	2	.000	0	2	2	2	2.0	0	0	2	1	0	2	4	4.0
WM. & MARY	11/14/16	12	1	9	.111	0	3	.000	2	21.000	1	1	2			2.0	1	0	3	1	0	0	4	4.0
LONG BEACH ST	11/17/16	DNP																						
vs Old Dominion	11/23/16	2	0	3	.000	0	1	.000	0	0	.000	0	0	0	0	1.3	0	0	0	0	0	0	0	2.7
vs Wichita State	11/24/16	DNP																						
vs Baylor	11/25/16	DNP																						
PURDUE	11/30/16	13	0	0	.000	0	0	.000	0	0	.000	0	1	1		1.3	0	0	1	1	0	0	0	2.0

10 Tony Hicks Statistics at Louisville

Year	GP	GS	Min	Avg	FG	FGA	Pct	3FG	3FGA	Pct	FT	FTA	Pct	OReb	DReb	Reb	Avg	Pf	Fo	Ast	TO	Blk	Stl	Pts	Avg
2016-17	4	0	45	11.3	3	17	.176	0	5	.000	2	4	.500	1	4	5	1.3	1	0	6	3	0	2	8	2.0
TOTAL	4	0	45	11.3	3	17	.176	0	5	.000	2	4	.500	1	4	5	1.3	1	0	6	3	0	2	8	2.0

4 Quentin Snider

G 6-2 175 Jr. - 2L Louisville, Ky. (Ballard HS)

- Team co-captain is the Cardinals’ top returning scorer (9.4 ppg) for the second consecutive season.
- Off to a slow shooting start, but has improved his shot in the offseason.
- His 109 assists with just 40 turnovers last season ranked him fourth in the ACC in assists-to-turnovers ratio (2.73; 43rd in the NCAA).
- Named to the 2015 and 2016 All-ACC Academic Men’s Basketball team, one of a league-high seven Cardinals selected for the honor.
- Led the Cardinals with a career-high 21 points at NC State while knocking down a career-high four three-pointers.
- Handed out as many as six assists seven times, including seven assists with one turnover against No. 2/1 North Carolina.
- Honored as Kentucky’s Mr. Basketball as a senior, Snider is the career leader in scoring and assists (633) at Ballard. His 2,442 points passed Allan Houston and DeJuan Wheat. His 371 three-pointers rank third in state history.
- Born Feb. 14, 1995 ... Major is communication.



4 Quentin Snider		
Games With ...	Season	Career
Double-Figure scoring.....	4	24
6 or more rebounds	0	0
4 or more assists	3	23
A blocked shot	0	1
A steal	1	25
A three-pointer	4	37
20+ points	0	2

4 Quentin Snider Season Highs

Points..... 18 vs. Old Dominion (11/23)
Reb. 4 vs. Wichita State (11/24)
Asst..... 5 vs. Long Beach St. (11/17)
Blocks none
Steals 1 vs. Wichita State (11/24)
FGM 6 vs. Baylor (11/25)
FGA 17 vs. Baylor (11/25)
3FGM 4 vs. William & Mary (11/14)
3FGA 9 vs. William & Mary (11/14)
FT 7 vs. Old Dominion (11/23)
FTA 11 vs. Old Dominion (11/23)

4 Quentin Snider Career Highs

Points..... 21 vs. NC State (1/7/16)
Reb. 5 (4 times) *latest:* vs. Georgia Tech (1/23/16)
Asst..... 8 vs. Grand Canyon (12/5/15)
 vs. Kennesaw St. (12/16/15)
Blocks 1 vs. Michigan State (3/29/15)
Steals 3 vs. Utah Valley (12/23/15)
FGM 8 vs. Florida State (1/20/16)
FGA 17 vs. Baylor (11/25/16)
3FGM 4 (3 times) *latest:* vs. Wm. & Mary (11/14/16)
3FGA 9 vs. Syracuse (2/18/15)
 vs. William & Mary (11/14)
FT 7 vs. Old Dominion (11/23/16)
FTA 11 vs. Old Dominion (11/23/16)

4 Quentin Snider Game-by-Game

4 Quentin Snider Game-by-Game						3-Point			Rebounds															
Opponent	Date	GS	Min	FG	FGA	Pct	FG	FGA	Pct	FT	FTA	Pct	Off	Def	Tot	Avg	PF	FO	A	TO	Blk	Stl	Pts	Avg
EVANSVILLE	11/11/16	*	18	0	1	.000	0	1	.000	3	4	.750	0	2	2	2.0	3	0	3	1	0	0	3	3.0
WM. & MARY	11/14/16	*	26	4	11	.364	4	9	.444	1	2	.500	0	3	3	2.5	1	0	4	2	0	0	13	8.0
LONG BEACH ST	11/17/16	*	27	1	10	.100	0	4	.000	2	3	.667	1	1	2	2.3	0	0	5	1	0	0	4	6.7
vs Old Dominion	11/23/16	*	39	4	13	.308	3	6	.500	7	11	.636	0	1	1	2.0	3	0	4	2	0	0	18	9.5
vs Wichita State	11/24/16	*	35	5	15	.333	2	8	.250	2	21	.000	1	3	4	2.4	3	0	3	3	0	1	14	10.4
vs Baylor	11/25/16	*	34	6	17	.353	2	8	.250	0	0	.000	0	2	2	2.3	1	0	3	0	0	0	14	11.0
PURDUE	11/30/16	*	31	2	11	.182	0	4	.000	5	7	.714	1	1	2	2.3	0	0	2	2	0	0	9	10.7

4 Quentin Snider Statistics

Year	GP	GS	Min	Avg	FG	FGA	Pct	3FG	3FGA	Pct	FT	FTA	Pct	OReb	DReb	Reb	Avg	PF	FO	Ast	TO	Blk	Stl	Pts	Avg
2014-15	36	10	589	16.4	53	152	.349	19	67	.284	21	38	.553	9	49	58	1.6	43	0	47	29	1	11	146	4.1
2015-16	31	24	861	27.8	103	256	.402	40	99	.404	45	60	.750	23	47	70	2.3	60	1	109	40	0	25	291	9.4
2016-17	7	7	210	30.0	22	78	.282	11	40	.275	20	29	.690	3	13	16	2.3	11	0	24	11	0	1	75	10.7
TOTAL	74	41	1660	22.4	178	486	.366	70	206	.340	86	127	.677	35	109	144	1.9	114	1	180	80	1	37	512	6.9

5 Matz Stockman

C 7-0 240 Jr. - 2L Oslo, Norway (Canarias Basketball Academy)

- First name is pronounced Motts.
- Had four points and two rebounds in the Cards' opener vs. Evansville.
- Scored in 16 of his 23 appearances as a sophomore.
- Scored a career-high eight points against Kennesaw State while grabbing a career-high five rebounds.
- One of four players on the Cardinals' roster with international ties.
- Has a 7-6 wingspan.
- Attended and played basketball at the Canarias Basketball Academy in Gran Canaria in Spain's Canary Islands during the 2013-14 season.
- Played handball and soccer (goalie) in high school.
- Stockman and fellow junior Anas Mahmoud are the first seven-footers to play for the Cardinals since Felton Spencer, a 7-0 center from Louisville (1986-90).
- Born Jan. 30, 1995 ... Major is sport administration.



5 Matz Stockman

Games With ...	Season	Career
Double-Figure scoring.....	0	0
6 or more rebounds	0	0
4 or more assists	0	0
A blocked shot	1	8
A steal	0	2
A three-pointer.....	0	0
20+ points.....	0	0

5 Matz Stockman Season Highs

Points..... 4 vs. Evansville (11/11)
Reb. 2 vs. Evansville (11/11)
Asst. 1 vs. Long Beach St. (11/17)
Blocks 1 vs. Long Beach St. (11/17)
Steals none
FGM 2 vs. Evansville (11/11)
FGA 3 vs. Evansville (11/11)
3FGM none
3FGA none
FT 1 vs. Baylor (11/25)
FTA 2 vs. Evansville (11/11)
vs. Baylor (11/25)

5 Matz Stockman Career Highs

Points..... 8 vs. Kennesaw St. (12/16/15)
Reb. 5 vs. Kennesaw St. (12/16/15)
vs. Utah Valley (12/23/15)
Asst. 1 (6 times) *latest:* vs. Long Beach St. (11/17/16)
Blocks 2 (3 times) *latest:* vs. UMKC (12/22/15)
Steals 1 vs. Jacksonville St. (11/17/14)
vs. Fla. International (12/5/14)
FGM 4 vs. Kennesaw St. (12/16/15)
FGA 5 vs. Kennesaw St. (12/16/15)
3FGM none
3FGA none
FT 2 (4 times) *latest:* vs. Notre Dame (2/13/16)
FTA 6 vs. Utah Valley (12/23/15)

5 Matz Stockman Game-by-Game

Opponent	Date	GS	Min	FG	FGA	Pct	3-Point	Pct	FT	FTA	Pct	Rebounds	Avg	PF	FO	A	TO	Blk	Stl	Pts	Avg
EVANSVILLE	11/11/16	3	2	3	.667	0	0	.000	0	2	.000	2	0	2	2.0	1	0	0	0	4	4.0
WM. & MARY	11/14/16	1	0	0	.000	0	0	.000	0	0	.000	0	1	1	1.5	0	0	0	0	0	2.0
LONG BEACH ST	11/17/16	3	0	0	.000	0	0	.000	0	0	.000	0	1	1	1.3	0	0	1	1	0	1.3
vs Old Dominion	11/23/16	3	0	0	.000	0	0	.000	0	0	.000	0	1	1	1.3	1	0	0	0	0	1.0
vs Wichita State	11/24/16	3	0	0	.000	0	0	.000	0	0	.000	0	1	1	1.2	0	0	0	0	0	0.8
vs Baylor	11/25/16	1	0	1	.000	0	0	.000	1	2	.500	1	0	1	1.2	1	0	0	0	1	0.8
PURDUE	11/30/16	1	0	0	.000	0	0	.000	0	0	.000	0	0	0	1.0	0	0	0	0	0	0.7

5 Matz Stockman Statistics

Year	GP	GS	Min	Avg	FG	FGA	Pct	3FG	3FGA	Pct	FT	FTA	Pct	OReb	DReb	Reb	Avg	PF	FO	Ast	TO	Blk	Stl	Pts	Avg
2014-15	4	0	22	5.5	2	5	.400	0	0	.000	0	2	.000	2	9	11	2.8	6	0	1	3	4	2	4	1.0
2015-16	23	0	142	6.2	26	47	.553	0	0	.000	10	21	.476	20	19	39	1.7	27	0	4	7	8	1	62	2.7
2016-17	7	0	15	2.1	2	4	.500	0	0	.000	1	4	.250	3	4	7	1.0	3	0	1	1	1	0	5	0.7
TOTAL	34	0	179	5.3	30	56	.536	0	0	.000	11	27	.407	25	32	57	1.7	36	0	6	11	13	3	71	2.1

10 Jaylen Johnson

F 6-9 225 So. - 1L Ypsilanti, Mich. (Ypsilanti HS)

- Has produced double-doubles in two of the Cardinals' first seven games and missed a third by one rebound. He had scored in double figures twice in his career entering the season and the two double-doubles are his first.
- Seventh in the ACC in rebounding (8.6 per game).
- Leads the team in field goal percentage (.633).
- Concentrated on improving his conditioning in the offseason.
- Third in the ACC and is 13th nationally in offensive rebounds (4.0).
- Starter at power forward for the Cardinals in 22 games as a sophomore, including 18 of the last 19.
- A finalist for the 2014 Hal Schram Mr. Basketball award in Michigan, Johnson was a first team all-state selection and was the *Ann Arbor News* Washtenaw County Player of the Year
- His mother Janettha Johnson played for Wisconsin and professionally in Portugal. Her 130 blocked shots in 1988-89 is the Badgers' single-season record.
- Born Aug. 7, 1996 ... Major is communication.



10 Jaylen Johnson		
Games With ...	Season	Career
Double-Figure scoring.....	4	6
6 or more rebounds	6	12
4 or more assists	0	0
A blocked shot	2	14
A steal	2	15
A three-pointer.....	1	4
20+ points.....	0	0

10 Jaylen Johnson Game-by-Game										3-Point			Rebounds											
Opponent	Date	GS	Min	FG	FGA	Pct	FG	FGA	Pct	FT	FTA	Pct	Off	Def	Tot	Avg	PF	FO	A	TO	Blk	Stl	Pts	Avg
EVANSVILLE	11/11/16	*	24	9	11	.818	1	11.000	0	2	.000	7	7	14	14.0	0	0	1	3	3	0	19	19.0	
WM. & MARY	11/14/16	*	25	5	8	.625	0	0	.000	3	4	.750	5	4	9	11.5	3	0	0	1	0	1	13	16.0
LONG BEACH ST	11/17/16	*	18	7	11	.636	0	1	.000	0	2	.000	4	7	11	11.3	2	0	0	1	1	0	14	15.3
vs Old Dominion	11/23/16	*	28	2	4	.500	0	1	.000	2	5	.400	4	8	12	11.5	3	0	2	2	0	0	6	13.0
vs Wichita State	11/24/16	*	14	0	1	.000	0	0	.000	1	2	.500	1	5	6	10.4	3	0	0	0	0	0	1	10.6
vs Baylor	11/25/16	*	29	5	9	.556	0	0	.000	0	0	.000	5	1	6	9.7	2	0	0	1	0	0	10	10.5
PURDUE	11/30/16	*	13	3	5	.600	0	0	.000	0	0	.000	2	0	2	8.6	2	0	0	0	0	1	6	9.9

10 Jaylen Johnson Statistics

Year	GP	GS	Min	Avg	FG	FGA	Pct	3FG	3FGA	Pct	FT	FTA	Pct	OReb	DReb	Reb	Avg	PF	FO	Ast	TO	Blk	Stl	Pts	Avg
2014-15	23	0	106	4.6	13	27	.481	1	1	1.000	2	5	.400	13	16	29	1.3	20	0	2	6	3	4	29	1.3
2015-16	31	22	541	17.5	70	151	.464	2	10	.200	14	26	.538	50	59	109	3.5	61	0	14	17	10	10	156	5.0
2016-17	7	7	151	21.6	31	49	.633	1	3	.333	6	15	.400	28	32	60	8.6	15	0	3	8	4	2	69	9.9
TOTAL	61	29	798	13.1	114	227	.502	4	14	.286	22	46	.478	91	107	198	3.2	96	0	19	31	17	16	254	4.2

10 Jaylen Johnson Season Highs

Points..... 19 vs. Evansville (11/11)
Reb. 14 vs. Evansville (11/11)
Asst. 2 vs. Old Dominion (11/23)
Blocks 3 vs. Evansville (11/11)
Steals 1 vs. William & Mary (11/14)
vs. Purdue (11/30)
FGM 9 vs. Evansville (11/11)
FGA 11 vs. Evansville (11/11)
vs. Long Beach St. (11/17)
3FGM 1 vs. Evansville (11/11)
3FGA 1 (3 times) *latest:* vs. Old Dominion (11/23)
FT 3 vs. William & Mary (11/14)
FTA 5 vs. Old Dominion (11/23)

10 Jaylen Johnson Career Highs

Points..... 19 vs. Evansville (11/11/16)
Reb. 14 vs. Evansville (11/11/16)
Asst. 3 vs. Virginia Tech (1/27/16)
Blocks 3 vs. Evansville (11/11/16)
Steals 1 (15 times) *latest:* vs. Purdue (11/30/16)
FGM 9 vs. Evansville (11/11/16)
FGA 11 (3 times) *latest:* vs. Long Beach St. (11/17/16)
3FGM 1 (4 times) *latest:* vs. Evansville (11/11/16)
3FGA 3 vs. Grand Canyon (12/5/15)
FT 3 vs. Boston College (2/6/16)
vs. William & Mary (11/14/16)
FTA 5 vs. Old Dominion (11/23/16)

11 Jay Henderson

G 6-4 180 So. - 1L Orlando, Fla. (Lake Highland Prep)

- Made his first shot of the season, a three-pointer vs. William & Mary.
- Has played in four games this season.
- Saw action in 11 games as a freshman.
- Walk-on who transferred to UofL from St. John's, where he attended college in 2014-15 but did not play basketball there his freshman year.
- Averaged 13.1 points, 3.3 rebounds, 1.7 assists and 1.5 steals as a senior in 2013-14 in helping Lakeland Prep (28-4) win its second straight Florida Class 4A state championship.
- Twice honored on the state all-tournament team, he scored over 1,100 points in his final three seasons at Lake Highland.
- His father Jay played basketball at Penn State (1986-90), where he received the team's Dave Phillips Memorial Unsung Hero Award.
- Born April 8, 1995 ... Major is business marketing.



11 Jay Henderson		
Games With ...	Season	Career
Double-Figure scoring.....	0	0
6 or more rebounds	0	0
4 or more assists	0	0
A blocked shot	0	0
A steal	1	2
A three-pointer	1	2
20+ points	0	0

11 Jay Henderson Season Highs

Points..... 2 vs. Long Beach St. (11/17)
Reb. none
Asst..... 1 vs. Long Beach St. (11/17)
Blocks none
Steals..... 1 vs. Long Beach St. (11/17)
FGM none
FGA 2 vs. Long Beach St. (11/17)
3FGM 1 vs. William & Mary (11/14)
3FGA 1 vs. William & Mary (11/14), Old Dominion
FT 2 vs. Long Beach St. (11/17)
FTA 2 vs. Long Beach St. (11/17)

11 Jay Henderson Career Highs

Points..... 3 vs. Kennesaw St. (12/16/15)
vs. William & Mary (11/14/16)
Reb. 1 vs. Kennesaw St. (12/16/15)
vs. Boston College (2/6/16)
Asst..... 1 (3 times) *latest:* vs. Long Beach St. (11/17/16)
Blocks none
Steals..... 2 vs. Kennesaw St. (12/16/15)
FGM 1 vs. Kennesaw St. (12/16/15)
FGA 3 vs. Kennesaw St. (12/16/15)
3FGM 1 vs. Kennesaw St. (12/16/15)
vs. William & Mary (11/14/16)
3FGA 2 vs. Kennesaw St. (12/16/15)
vs. Utah Valley (12/23/15)
FT 2 vs. Long Beach St. (11/17/16)
FTA 2 vs. Long Beach St. (11/17/16)

11 Jay Henderson Game-by-Game										3-Point			Rebounds													
Opponent	Date	GS	Min	FG	FGA	Pct	FG	FGA	Pct	FT	FTA	Pct	Off	Def	Tot	Avg	PF	FO	A	TO	Blk	Stl	Pts	Avg		
EVANSVILLE	11/11/16	3	0	0	.000	0	0	.000	0	0	.000	0	0	0	0	0.0	0	0	0	0	0	0	0	0.0		
WM. & MARY	11/14/16	1	1	1	1.000	1	1	1.000	0	0	.000	0	0	0	0	0.0	3	0	0	0	0	0	3	1.5		
LONG BEACH ST	11/17/16	5	0	2	.000	0	1	.000	2	21.000	0	0	0	0	0.0	1	0	1	0	0	1	2	1.7			
vs Old Dominion	11/23/16	DNP																								
vs Wichita State	11/24/16	DNP																								
vs Baylor	11/25/16	1	0	0	.000	0	0	.000	0	0	.000	0	0	0	0	0.0	0	0	0	0	0	0	1.3			
PURDUE	11/30/16	DNP																								

11 Jay Henderson Statistics

Year	GP	GS	Min	Avg	FG	FGA	Pct	3FG	3FGA	Pct	FT	FTA	Pct	OReb	DReb	Reb	Avg	PF	FO	Ast	TO	Blk	Stl	Pts	Avg
2015-16	11	0	23	2.1	1	7	.143	1	4	.250	0	0	.000	0	2	2	0.2	2	0	2	1	0	2	3	0.3
2016-17	4	0	10	2.5	1	3	.333	1	2	.500	2	2	1.000	0	0	0	0.0	4	0	1	0	0	1	5	1.3
TOTAL	15	0	33	2.2	2	10	.200	2	6	.333	2	2	1.000	0	2	2	0.1	6	0	3	1	0	3	8	0.5

12 Mangok Mathiang

F/C 6-10 220 Sr. - 3L Melbourne, Australia (IMG Academy)

- Name is pronounced MANG-go, with a silent “K”; MATH-ee-ang.
- Team captain for the second straight year this season.
- Starter at center all seven games.
- Matched a career-high with five blocked shots against William & Mary.
- Nominee for the Allstate NABC Good Works Team, which highlights community service and leadership.
- Averaged 7.1 points and 5.7 rebounds over the first 10 games of last season prior to breaking a bone in his left foot against Western Kentucky on Dec. 19, ending his season.
- Named to the 2015 and 2016 All-ACC Academic Men’s Basketball team.
- Ranked sixth in the ACC in blocks as a sophomore (1.4 bpg).
- Led the 23-team 2015 World University Games in rebounding and finished tied for eighth in scoring, producing five double-doubles. He started all eight games for Australia, averaging 13.5 points and 10.3 rebounds.
- Born Oct. 8, 1992 ... Major is communication with a minor in marketing.



12 Mangok Mathiang

Games With ...	Season	Career
Double-Figure scoring.....	3	7
6 or more rebounds	4	28
4 or more assists	0	0
A blocked shot	3	62
A steal	3	32
A three-pointer	0	0
20+ points	0	0

12 Mangok Mathiang Season Highs

Points..... 12 vs. Old Dominion (11/23)
Reb. 10 vs. William & Mary (11/14)
Asst..... 2 vs. William & Mary (11/14)
Blocks 5 vs. William & Mary (11/14)
Steals 2 vs. Long Beach St. (11/17)
FGM 5 vs. Purdue (11/30)
FGA 11 vs. Purdue (11/30)
3FGM none
3FGA none
FT 6 vs. Old Dominion (11/23)
FTA 9 vs. Old Dominion (11/23)

12 Mangok Mathiang Career Highs

Points..... 17 vs. Saint Louis (11/28/15)
Reb. 13 vs. Saint Louis (11/28/15)
Asst..... 2 (8 times) *latest:* vs. Wm. & Mary (11/14/16)
Blocks 5 vs. NC State (2/14/15)
 vs. William & Mary (11/14)
Steals 3 vs. Cal State Northridge (12/23/14)
FGM 6 vs. Saint Louis (11/28/15)
FGA 11 vs. Purdue (11/30/16)
3FGM none
3FGA none
FT 6 vs. Old Dominion (11/23/16)
FTA 9 vs. Old Dominion (11/23/16)

12 Mangok Mathiang Game-by-Game

Opponent	Date	GS	Min	FG	FGA	Pct	3-Point FG FGA	Pct	FT	FTA	Pct	Rebounds Off Def Tot	Avg	PF	FO	A	TO	Blk	Stl	Pts	Avg
EVANSVILLE	11/11/16	*	20	4	10	.400	0 0	.000	1	2	.500	4 3 7	7.0	2	0	0	1	2	0	9	9.0
WM. & MARY	11/14/16	*	23	1	2	.500	0 0	.000	1	6	.167	2 8 10	8.5	1	0	2	0	5	0	3	6.0
LONG BEACH ST	11/17/16	*	17	3	7	.429	0 0	.000	5	51	.000	5 2 7	8.0	3	0	0	2	0	2	11	7.7
vs Old Dominion	11/23/16	*	25	3	6	.500	0 0	.000	6	9	.667	1 4 5	7.3	5	1	0	5	0	0	12	8.8
vs Wichita State	11/24/16	*	6	0	1	.000	0 0	.000	1	2	.500	0 2 2	6.2	4	0	0	1	0	0	1	7.2
vs Baylor	11/25/16	*	19	0	3	.000	0 0	.000	0	0	.000	3 2 5	6.0	3	0	1	0	1	1	0	6.0
PURDUE	11/30/16	*	25	5	11	.455	0 0	.000	1	2	.500	2 6 8	6.3	3	0	1	2	0	1	11	6.7

12 Mangok Mathiang Statistics

Year	GP	GS	Min	Avg	FG	FGA	Pct	3FG	3FGA	Pct	FT	FTA	Pct	OReb	DReb	Reb	Avg	PF	FO	Ast	TO	Blk	Stl	Pts	Avg
2013-14	37	14	545	14.7	47	89	.528	0	0	.000	39	63	.619	68	64	132	3.6	64	1	15	24	51	13	133	3.6
2014-15	34	9	635	18.7	31	80	.388	0	0	.000	26	54	.481	80	79	159	4.7	82	3	16	26	47	19	88	2.6
2015-16	10	2	188	18.8	27	48	.563	0	0	.000	17	29	.586	26	31	57	5.7	22	0	5	11	12	7	71	7.1
2016-17	7	7	135	19.3	16	40	.400	0	0	.000	15	26	.577	17	27	44	6.3	21	1	4	11	8	4	47	6.7
TOTAL	88	32	1503	17.1	121	257	.471	0	0	.000	97	172	.564	191	201	392	4.5	189	5	40	72	118	43	339	3.9

13 Ray Spalding

F 6-10 215 So. - 1L Louisville, Ky. (Trinity HS)

■ Has grabbed at least four rebounds off the bench in all seven games and has three double-figure scoring efforts.

■ Missed a double-double by a rebound with 11 points and nine rebounds vs. Purdue off the bench in his most extensive action of the season.

■ Matched a career-best with three assists vs. Long Beach State, adding 10 points, six rebounds, two blocked shots and two steals.

■ Finished his freshman season averaging 5.6 points and 4.3 rebounds per game as a valuable reserve and a starter in six games. He was second on the team with 22 dunks.

■ 2016 All-ACC Academic Men's Basketball team selection.

■ His 7-6 wingspan aids him in leading the team in deflections in nearly every practice.

■ Two-time first team all-state selection who led Trinity to a 24-6 record as a senior and a 118-21 record in his 4 years.

■ His uncle Manuel Forrest played for Louisville (1981-82, 1983-85), who averaged 12.8 points and 5.0 rebounds his senior year with the Cardinals.

■ Born March 11, 1997 ... Major is undecided.



13 Ray Spalding

Games With ...	Season	Career
Double-Figure scoring.....	3	7
6 or more rebounds	3	11
4 or more assists	0	0
A blocked shot	6	18
A steal	3	20
A three-pointer	0	1
20+ points	0	0

13 Ray Spalding Season Highs

Points..... 11 vs. Purdue (11/30)
 Reb. 9 vs. Wichita State (11/24)
 vs. Purdue (11/30)
 Asst..... 3 vs. Long Beach St. (11/17)
 Blocks 2 (3 times) *latest:* vs. Wichita State (11/24)
 Steals 2 vs. Long Beach St. (11/17)
 FGM 5 vs. William & Mary (11/14)
 vs. Purdue (11/30)
 FGA 6 (3 times) *latest:* vs. Baylor (11/25)
 3FGM none
 3FGA 1 (3 times) *latest:* vs. Baylor (11/25)
 FT 2 vs. Long Beach St. (11/17)
 FTA 4 vs. Long Beach St. (11/17)

13 Ray Spalding Career Highs

Points..... 18 vs. North Florida (11/21/15)
 Reb. 12 vs. North Florida (11/21/15)
 Asst..... 3 vs. Duke (2/20/16)
 vs. Long Beach St. (11/17/16)
 Blocks 3 vs. Eastern Michigan (12/12/15)
 Steals 4 vs. North Florida (11/21/15)
 FGM 8 vs. North Florida (11/21/15)
 FGA 10 vs. North Florida (11/21/15)
 vs. Virginia (1/30/16)
 3FGM 1 vs. Duke (2/20/16)
 3FGA 1 (5 times) *latest:* vs. Baylor (11/25/16)
 FT 4 vs. Virginia Tech (1/27/16)
 FTA 6 (3 times) *latest:* vs. Virginia Tech (1/27/16)

13 Ray Spalding Game-by-Game

13 Ray Spalding Game-by-Game						3-Point			Rebounds															
Opponent	Date	GS	Min	FG	FGA	Pct	FG	FGA	Pct	FT	FTA	Pct	Off	Def	Tot	Avg	PF	FO	A	TO	Blk	Stl	Pts	Avg
EVANSVILLE	11/11/16	15	1	4	.250	0	1	.000	0	0	.000	1	3	4	4.0	5	1	1	1	1	1	1	2	2.0
WM. & MARY	11/14/16	16	5	6	.833	0	0	.000	0	1	.000	1	3	4	4.0	4	0	0	1	1	1	1	10	6.0
LONG BEACH ST	11/17/16	21	4	6	.667	0	0	.000	2	4	.500	5	1	6	4.7	2	0	3	1	2	2	10	7.3	
vs Old Dominion	11/23/16	15	2	3	.667	0	1	.000	1	2	.500	2	3	5	4.8	5	1	0	0	2	0	5	6.8	
vs Wichita State	11/24/16	25	2	5	.400	0	0	.000	0	0	.000	3	6	9	5.6	3	0	1	1	2	0	4	6.2	
vs Baylor	11/25/16	16	3	6	.500	0	1	.000	0	0	.000	2	2	4	5.3	1	0	0	0	0	0	6	6.2	
PURDUE	11/30/16	26	5	5	1.000	0	0	.000	1	2	.500	1	8	9	5.9	3	0	1	2	1	0	11	6.9	

13 Ray Spalding Statistics

Year	GP	GS	Min	Avg	FG	FGA	Pct	3FG	3FGA	Pct	FT	FTA	Pct	OReb	DReb	Reb	Avg	PF	FO	Ast	TO	Blk	Stl	Pts	Avg
2015-16	30	6	525	17.5	70	125	.560	1	3	.333	28	56	.500	50	80	130	4.3	66	0	16	27	20	28	169	5.6
2016-17	7	0	134	19.1	22	35	.629	0	3	.000	4	9	.444	15	26	41	5.9	23	2	6	6	9	4	48	6.9
TOTAL	37	6	659	17.8	92	160	.575	1	6	.167	32	65	.492	65	106	171	4.6	89	2	22	33	29	32	217	5.9

14 Anas Mahmoud

F/C 7-0 215 Jr. - 2L Cairo, Egypt (West Oaks Academy)

- Has blocked a shot in 33 games over his career, including every game this season.
- Produced 10 points, five rebounds and three blocked shots in the Cardinals' opener against Evansville, his second career double-figure scoring effort.
- Ranks third in the ACC and 38th in the nation in blocked shots (2.1).
- His six blocks against Wichita State tied for the 20th most by an individual at UofL and the most by a UofL player in 67 games.
- Had eight points and eight rebounds vs. Long Beach State off the bench.
- Second on the team in blocked shots with 29 as a sophomore.
- Scored a career-high 15 points at Georgia Tech last season, connecting on 6-of-9 from the field while pulling down four rebounds and dishing out two assists.
- Pulled down a career-high 10 rebounds against Clemson last season while scoring seven points.
- Came to the United States in September 2013 for his senior year at West Oaks. He began playing basketball on club teams in Egypt when he was 12 and played later with Egyptian national teams.
- Speaks four languages: English, Arabic, French and German.
- Born May 5, 1995 ... Major is engineering.



14 Anas Mahmoud		
Games With ...	Season	Career
Double-Figure scoring.....	1	2
6 or more rebounds	1	6
4 or more assists	0	0
A blocked shot	7	32
A steal	4	15
A three-pointer	0	0
20+ points	0	0

14 Anas Mahmoud Season Highs

Points..... 10 vs. Evansville (11/11)
Reb. 8 vs. Long Beach St. (11/17)
Asst..... 2 vs. Baylor (11/25)
 vs. Purdue (11/30)
Blocks 6 vs. Wichita State (11/24)
Steals 2 vs. William & Mary (11/14)
FGM 5 vs. Evansville (11/11)
FGA 7 vs. Long Beach St. (11/17)
3FGM none
3FGA none
FT 3 vs. Wichita State (11/24)
FTA 4 vs. Wichita State (11/24)

14 Anas Mahmoud Career Highs

Points..... 15 vs. Georgia Tech (1/23/16)
Reb. 10 vs. Clemson (1/10/16)
Asst..... 3 vs. Wake Forest (1/4/15)
Blocks 6 vs. Wichita State (11/24/16)
Steals 3 vs. Florida State (1/20/16)
FGM 6 vs. Georgia Tech (1/23/16)
FGA 9 vs. Georgia Tech (1/23/16)
3FGM none
3FGA none
FT 3 (3 times) *latest:* vs. Wichita St. (11/24/16)
FTA 6 vs. Georgia Tech (1/23/16)

14 Anas Mahmoud Game-by-Game														3-Point				Rebounds						
Opponent	Date	GS	Min	FG	FGA	Pct	FG	FGA	Pct	FT	FTA	Pct	Off	Def	Tot	Avg	PF	FO	A	TO	Blk	Stl	Pts	Avg
EVANSVILLE	11/11/16	17	5	5	1.000	0	0	.000	0	0	.000	1	4	5	5.0	2	0	1	1	3	1	10	10.0	
WM. & MARY	11/14/16	14	1	2	.500	0	0	.000	0	0	.000	2	1	3	4.0	4	0	1	1	1	2	2	6.0	
LONG BEACH ST	11/17/16	20	4	7	.571	0	0	.000	0	0	.000	3	5	8	5.3	2	0	1	1	2	0	8	6.7	
vs Old Dominion	11/23/16	16	1	3	.333	0	0	.000	0	0	.000	0	2	2	4.5	4	0	0	2	1	0	2	5.5	
vs Wichita State	11/24/16	31	1	1	1.000	0	0	.000	3	4	.750	2	3	5	4.6	2	0	1	3	6	0	5	5.4	
vs Baylor	11/25/16	14	1	1	1.000	0	0	.000	0	0	.000	0	0	0	3.8	3	0	2	0	1	1	2	4.8	
PURDUE	11/30/16	14	4	4	1.000	0	0	.000	1	2	.500	0	1	1	3.4	5	1	2	0	1	1	9	5.4	

14 Anas Mahmoud Statistics																									
Year	GP	GS	Min	Avg	FG	FGA	Pct	3FG	3FGA	Pct	FT	FTA	Pct	OReb	DReb	Reb	Avg	PF	FO	Ast	TO	Blk	Stl	Pts	Avg
2014-15	30	2	236	7.9	13	25	.520	0	0	.000	9	12	.750	17	24	41	1.4	30	0	11	14	20	4	35	1.2
2015-16	22	2	288	13.1	29	62	.468	0	0	.000	13	33	.394	25	40	65	3.0	36	2	12	17	29	11	71	3.2
2016-17	7	0	126	18.0	17	23	.739	0	0	.000	4	6	.667	8	16	24	3.4	22	1	8	8	15	5	38	5.4
TOTAL	59	4	650	11.0	59	110	.536	0	0	.000	26	51	.510	50	80	130	2.2	88	3	31	39	64	20	144	2.4

15 Tyler Sharpe

G 6-1 185 Fr. - HS Mt. Washington, Ky. (Bullitt East HS)

■ Walk-on guard has played in two of the Cardinals' six games.
 ■ Averaged 19.5 points, 4.3 rebounds and 4.5 assists as a senior in 2015-16 as Bullitt East High School in Mt. Washington, Ky., posted a 27-6 record and reached the regional finals.

■ Honored as the 2016 Sixth Region Player of the Year and a finalist for Kentucky's Mr. Basketball.

■ Scored 1,606 career points for the Chargers and finished third on Bullitt East's all-time assists list.

■ The left-handed guard made 86 three-point goals his senior year with a 34.8 percent accuracy. He set the Bullitt East career three-point record with 243.

■ Born Jan. 14, 1998 ... Major is sport administration.



15 Tyler Sharpe

Games With ...	Season	Career
Double-Figure scoring.....	0	0
6 or more rebounds.....	0	0
4 or more assists.....	0	0
A blocked shot.....	0	0
A steal.....	0	0
A three-pointer.....	0	0
20+ points.....	0	0

15 Tyler Sharpe Season/Career Highs

Points..... none
 Reb. none
 Asst..... none
 Blocks none
 Steals..... none
 FGM none
 FGA 1 vs. Long Beach St. (11/17)
 3FGM none
 3FGA 1 vs. Long Beach St. (11/17)
 FT none
 FTA none

15 Tyler Sharpe Game-by-Game

15 Tyler Sharpe Game-by-Game															3-Point			Rebounds						
Opponent	Date	GS	Min	FG	FGA	Pct	FG	FGA	Pct	FT	FTA	Pct	Off	Def	Tot	Avg	PF	FO	A	TO	Blk	Stl	Pts	Avg
EVANSVILLE	11/11/16			1	0	0	.000	0	0	.000	0	0	.000	0	0	0	0.0	0	0	0	0	0	0	0.0
WM. & MARY	11/14/16			DNP																				
LONG BEACH ST	11/17/16			1	0	1	.000	0	1	.000	0	0	.000	0	0	0	0.0	0	0	0	0	0	0	0.0
vs Old Dominion	11/23/16			DNP																				
vs Wichita State	11/24/16			DNP																				
vs Baylor	11/25/16			DNP																				
PURDUE	11/30/16			DNP																				

15 Tyler Sharpe Statistics

Year	GP	GS	Min	Avg	FG	FGA	Pct	3FG	3FGA	Pct	FT	FTA	Pct	OReb	DReb	Reb	Avg	PF	FO	Ast	TO	Blk	Stl	Pts	Avg
2016-17	2	0	2	1.0	0	1	.000	0	1	.000	0	0	.000	0	0	0	0.0	0	0	0	0	0	0	0	0.0
TOTAL	2	0	2	1.0	0	1	.000	0	1	.000	0	0	.000	0	0	0	0.0	0	0	0	0	0	0	0	0.0

22 Deng Adel

F 6-7 200 So. - 1L Melbourne, Australia (Victory Rock Prep)

- Starter at small forward for the Cardinals.
- Set career highs against William & Mary with 16 points, five assists and four steals.
- Opened his freshman season as the starter at small forward in the first two games before an injury sidelined him for a month. He started the last five games, averaging 7.2 points and 3.2 rebounds per game.
- Top effort as a freshman was in totaling season highs with 13 points, seven rebounds, four assists and 34 minutes against Boston College.
- One of four players on the Cardinals' roster with international ties.
- Has a 7-0 wingspan.
- Was born in Sudan, Africa and moved to Australia as a child, following a similar path as teammate Mangok Mathiang.
- Born Aug. 7, 1996 ... Major is communication.



22 Deng Adel

Games With ...	Season	Career
Double-Figure scoring.....	3	7
6 or more rebounds	0	2
4 or more assists	1	2
A blocked shot	1	2
A steal	5	8
A three-pointer	5	10
20+ points	0	0

22 Deng Adel Season Highs

Points..... 16 vs. William & Mary (11/14)
Reb. 5 (4 times) *latest:* vs. Purdue (11/30)
Asst..... 5 vs. William & Mary (11/14)
Blocks 1 vs. Long Beach St. (11/17)
Steals 4 vs. William & Mary (11/14)
FGM 5 vs. Long Beach St. (11/17)
FGA 13 vs. Old Dominion (11/23)
3FGM 3 vs. Wichita State (11/24)
3FGA 5 vs. William & Mary (11/14)
FT 7 vs. William & Mary (11/14)
FTA 7 vs. William & Mary (11/14)

22 Deng Adel Career Highs

Points..... 16 vs. William & Mary (11/14/16)
Reb. 7 vs. Boston College (2/6/16)
Asst..... 5 vs. William & Mary (11/14/16)
Blocks 1 vs. NC State (1/7/16)
 vs. Long Beach St. (11/17/16)
Steals 4 vs. William & Mary (11/14/16)
FGM 5 (5 times) *latest:* vs. Long Beach St. (11/17/16)
FGA 13 vs. Old Dominion (11/23/16)
3FGM 3 vs. Wichita State (11/24/16)
3FGA 5 vs. William & Mary (11/14/16)
FT 7 vs. William & Mary (11/14/16)
FTA 8 vs. Samford (11/13/15)

22 Deng Adel Game-by-Game

Opponent	Date	GS	Min	FG	FGA	3-Point			Pct	FT	FTA	Pct	Rebounds			Avg	PF	FO	A	TO	Blk	Stl	Pts	Avg
						FG	FGA	Pct					Off	Def	Tot									
EVANSVILLE	11/11/16	*	23	1	8	.125	0	3	.000	4	5	.800	1	4	5	5.0	0	0	2	1	0	1	6	6.0
WM. & MARY	11/14/16	*	27	4	9	.444	1	5	.200	7	7	1.000	1	4	5	5.0	1	0	5	0	0	4	16	11.0
LONG BEACH ST	11/17/16	*	24	5	9	.556	1	2	.500	0	0	.000	0	3	3	4.3	1	0	3	0	1	0	11	11.0
vs Old Dominion	11/23/16	*	40	2	13	.154	1	3	.333	0	1	.000	0	2	2	3.8	2	0	3	1	0	2	5	9.5
vs Wichita State	11/24/16	*	21	3	6	.500	3	4	.750	2	2	1.000	0	2	2	3.4	5	1	1	1	0	0	11	9.8
vs Baylor	11/25/16	*	30	1	9	.111	0	2	.000	2	2	1.000	1	4	5	3.7	4	0	1	1	0	1	4	8.8
PURDUE	11/30/16	*	31	3	7	.429	2	4	.500	1	2	.500	1	4	5	3.9	1	0	2	3	0	1	9	8.9

22 Deng Adel Statistics

Year	GP	GS	Min	Avg	FG	FGA	Pct	3FG	3FGA	Pct	FT	FTA	Pct	OReb	DReb	Reb	Avg	PF	FO	Ast	TO	Blk	Stl	Pts	Avg
2015-16	22	8	267	12.1	31	68	.456	7	20	.350	20	27	.741	10	36	46	2.1	23	0	14	26	1	6	89	4.0
2016-17	7	7	196	28.0	19	61	.311	8	23	.348	16	19	.842	4	23	27	3.9	14	1	17	7	1	9	62	8.9
TOTAL	29	15	463	16.0	50	129	.388	15	43	.349	36	46	.783	14	59	73	2.5	37	1	31	33	2	15	151	5.2

23 David Levitch

G 6-3 180 Sr. - 3L Goshen, Ky. (North Oldham HS)

- Last name is pronounced LEV-itch.
- Contributed six points and a steal against Long Beach State, making both of his three-point attempts.
- Scored nine points in 15 minutes in UofL’s exhibition win over Bellarmine.
- Pitino has confidence in putting the senior in the game in most any situation.
- A walk-on for this first two seasons and his senior year, he earned a scholarship for his junior year.
- Saw action in 18 games as a junior, scoring in 10.
- Scored a career-high nine points vs. Cal State Northridge during his sophomore year, connecting on a career-best three three-pointers.
- Scored nearly 2,000 career points at North Oldham High School while burying 220 three-point goals in four years.
- His father David played college basketball at Centre College.
- Born Sept. 28, 1994 ... Major is sport administration.



23 David Levitch		
Games With ...	Season	Career
Double-Figure scoring.....	0	0
6 or more rebounds	0	0
4 or more assists	0	0
A blocked shot	0	0
A steal	3	11
A three-pointer	2	14
20+ points	0	0

23 David Levitch Game-by-Game						3-Point						Rebounds												
Opponent	Date	GS	Min	FG	FGA	Pct	FG	FGA	Pct	FT	FTA	Pct	Off	Def	Tot	Avg	PF	FO	A	TO	Blk	Stl	Pts	Avg
EVANSVILLE	11/11/16	12	0	2	.000	0	0	.000	0	0	.000	0	3	3	3.0	0	0	2	0	0	1	0	0.0	
WM. & MARY	11/14/16	4	0	2	.000	0	1	.000	1	3	.333	1	0	1	2.0	0	0	0	0	0	1	0	0.5	
LONG BEACH ST	11/17/16	9	2	3	.667	2	21	.000	0	0	.000	1	0	1	1.7	0	0	0	0	0	1	6	2.3	
vs Old Dominion	11/23/16	7	1	2	.500	1	2	.500	0	0	.000	1	3	4	2.3	0	0	0	0	0	1	3	2.5	
vs Wichita State	11/24/16	8	1	1	1.000	0	0	.000	0	0	.000	0	0	0	1.8	0	0	2	0	0	0	2	2.4	
vs Baylor	11/25/16	7	1	1	1.000	0	0	.000	0	0	.000	0	1	1	1.7	1	0	0	0	0	0	2	2.3	
PURDUE	11/30/16	5	1	1	1.000	0	0	.000	0	0	.000	0	0	0	1.4	0	0	0	0	0	0	2	2.3	

23 David Levitch Statistics																										
Year	GP	GS	Min	Avg	FG	FGA	Pct	3FG	3FGA	Pct	FT	FTA	Pct	OReb	DReb	Reb	Avg	PF	FO	Ast	TO	Blk	Stl	Pts	Avg	
2013-14	18	0	47	2.6	4	15	.267	3	8	.375	5	8	.625	0	6	6	0.3	7	0	3	3	0	1	16	0.9	
2014-15	21	1	101	4.8	4	15	.267	4	10	.400	12	17	.706	4	2	6	0.3	13	0	6	5	0	4	24	1.1	
2015-16	18	0	127	7.1	13	20	.650	8	12	.667	8	11	.727	4	8	12	0.7	10	0	9	5	0	5	42	2.3	
2016-17	7	0	52	7.4	6	12	.500	3	5	.600	1	3	.333	3	7	10	1.4	1	0	4	0	0	3	16	2.3	
TOTAL	64	1	327	5.1	27	62	.435	18	35	.514	26	39	.667	11	23	34	0.5	31	0	22	13	0	13	98	1.5	

23 David Levitch Season Highs

- Points..... 6 vs. Long Beach St. (11/17)
Reb. 4 vs. Old Dominion (11/23)
Asst. 2 vs. Evansville (11/11), Wichita St. (11/24)
Blocks none
Steals 1 (3 times) *latest:* vs. Old Dominion (11/23)
FGM 2 vs. Long Beach St. (11/17)
FGA 3 vs. Long Beach St. (11/17)
3FGM 2 vs. Long Beach St. (11/17)
3FGA 2 vs. Long Beach St. (11/17)
vs. Old Dominion (11/23)
FT 1 vs. William & Mary (11/14)
FTA 3 vs. William & Mary (11/14)


23 David Levitch Career Highs

- Points..... 9 vs. Cal State Northridge (12/23/14)
vs. Grand Canyon (12/5/15)
Reb. 4 vs. Old Dominion (11/23/16)
Asst. 2 (4 times) *latest:* vs. Wichita St. (11/24/16)
Blocks none
Steals 2 vs. Marshall (11/21/14)
vs. Utah Valley (12/23/15)
FGM 3 vs. Cal State Northridge (12/23/14)
vs. Grand Canyon (12/5/15)
FGA 4 vs. Cal State Northridge (12/23/14)
3FGM 3 vs. Cal State Northridge (12/23/14)
3FGA 4 vs. Cal State Northridge (12/23/14)
FT 4 vs. Utah Valley (12/23/15)
FTA 4 (4 times) *latest:* Utah Valley (12/23/15)

30 Ryan McMahon

G 6-0 170 Fr. - RS Sarasota, Fla. (Cardinal Mooney HS)

- Redshirted during the 2015-16 season, he is the best long-range shooter for the Cardinals.
- Buried two key three-pointers off the bench in the Cardinals's victory over No. 15 Purdue.
- Quality 15 minutes against Long Beach State with six points, five assists and three rebounds, connecting on both of his three-point attempts.
- Averaged 26.4 points, 3.3 assists, 3.0 rebounds and 2.5 steals as a senior in 2014-15 in leading Cardinal Mooney to a 26-4 record and the state final four for the first time in school history. He made 51 percent of his three-pointers (127 of 249) and 83 percent at the free throw line.
- Honored as the 2015 Florida Class 3A Player of the Year, he was third in the 2015 voting for Florida Mr. Basketball
- His father Dave played basketball at Valparaiso, his mother Kim played volleyball and his sister played volleyball at Jacksonville.
- Born Sept. 22, 1996 ...Major is finance.



30 Ryan McMahon		
Games With ...	Season	Career
Double-Figure scoring.....	0	0
6 or more rebounds	0	0
4 or more assists	1	1
A blocked shot	1	1
A steal	2	1
A three-pointer	2	1
20+ points	0	0

30 Ryan McMahon Season/Career Highs

- Points..... 6 vs. Long Beach St. (11/17)
vs. Purdue (11/30)
Reb. 3 vs. Long Beach St. (11/17)
Asst..... 5 vs. Long Beach St. (11/17)
Blocks 1 vs. Long Beach St. (11/17)
Steals..... 1 vs. Long Beach St. (11/17)
vs. Purdue (11/30)
FGM 2 vs. Long Beach St. (11/17)
vs. Purdue (11/30)
FGA 2 (3 times) *latest:* vs. Purdue (11/30)
3FGM 2 vs. Long Beach St. (11/17)
vs. Purdue (11/30)
3FGA 2 vs. Long Beach St. (11/17)
vs. Purdue (11/30)
FT 2 vs. Baylor (11/25)
FTA 2 vs. Baylor (11/25)

30 Ryan McMahon Game-by-Game

Opponent	Date	GS	Min	FG	FGA	Pct	FG	FGA	Pct	FT	FTA	Pct	Off	Def	Tot	Avg	PF	FO	A	TO	Blk	Stl	Pts	Avg
EVANSVILLE	11/11/16	6	0	2	.000	0	1	.000	0	0	.000	0	0	0	0	0.0	3	0	0	0	0	0	0	0.0
WM. & MARY	11/14/16	5	0	1	.000	0	1	.000	0	0	.000	0	0	0	0	0.0	0	0	3	0	0	0	0	0.0
LONG BEACH ST	11/17/16	15	2	2	1.000	2	2	1.000	0	0	.000	0	3	3	1	1.0	3	0	5	1	1	1	6	2.0
vs Old Dominion	11/23/16	2	0	0	.000	0	0	.000	0	0	.000	0	0	0	0	0.8	0	0	0	0	0	0	0	1.5
vs Wichita State	11/24/16	2	0	1	.000	0	1	.000	0	0	.000	0	1	1	0	0.8	0	0	0	1	0	0	0	1.2
vs Baylor	11/25/16	1	0	1	.000	0	1	.000	2	2	1.000	0	0	0	0	0.7	0	0	0	0	0	0	2	1.3
PURDUE	11/30/16	9	2	2	1.000	2	2	1.000	0	0	.000	0	1	1	0	0.7	1	0	1	0	0	1	6	2.0

30 Ryan McMahon Statistics

Year	GP	GS	Min	Avg	FG	FGA	Pct	3FG	3FGA	Pct	FT	FTA	Pct	OReb	DReb	Reb	Avg	PF	FO	Ast	TO	Blk	Stl	Pts	Avg
2016-17	7	0	40	5.7	4	9	.444	4	8	.500	2	2	1.000	0	5	5	0.7	7	0	9	2	1	2	14	2.0
TOTAL	7	0	40	5.7	4	9	.444	4	8	.500	2	2	1.000	0	5	5	0.7	7	0	9	2	1	2	14	2.0

45 Donovan Mitchell

G 6-3 195 So. - 1L Greenwich, Conn. (Brewster Academy)

- Starter at shooting guard who is the Cards' top scorer and second-leading rebounder. He has scored at least eight points in all seven games this season.
- Blocked four shots vs. William & Mary, one more than his entire freshman year. He added nine points, five rebounds and three assists in the game.
- Leads the ACC and ranks 11th in the nation in steals (2.7 per game). His 19 steals this season is just six less than his entire freshman year.
- Trimmed 15 pounds and significantly improved his shot in the offseason.
- Played at least 10 minutes in every game as a freshman and was a starter on five occasions. He scored in double figures in 13 games.
- Started his first collegiate game against Wake Forest, scoring a career-high 18 points and pulling down a career-best eight rebounds while contributing two steals.
- One of just 10 players in Louisville history to score as many as 14 points in a freshman career debut.
- Averaged 14.3 points, 5.7 rebounds, 2.4 assists and 1.8 steals in 2014-15, helping Brewster Academy to a 34-1 record and its second straight National Prep Championship in 2015. He was an All-New England AAA first team selection by NEPSAC.
- Born Sept. 7, 1996 ... Major is communication.



45 Donovan Mitchell		
Games With ...	Season	Career
Double-Figure scoring.....	4	17
6 or more rebounds	4	11
4 or more assists	2	4
A blocked shot	2	5
A steal	7	22
A three-pointer	6	20
20+ points	0	0

45 Donovan Mitchell Season Highs

Points..... 17 vs. Baylor (11/25)
Reb. 8 vs. Wichita State (11/24), Baylor (11/25)
Asst. 5 vs. Wichita State (11/24)
Blocks 4 vs. William & Mary (11/14)
Steals 7 vs. Old Dominion (11/23)
FGM 6 vs. Evansville (11/11)
vs. Baylor (11/25)
FGA 16 vs. Old Dominion (11/23)
3FGM 3 vs. Old Dominion (11/23)
3FGA 8 vs. Wichita State (11/24)
FT 4 vs. Old Dominion (11/23)
FTA 5 vs. Old Dominion (11/23)

45 Donovan Mitchell Career Highs

Points..... 18 vs. Wake Forest (1/3/16)
Reb. 8 (3 times) *latest:* vs. Baylor (11/25/16)
Asst. 7 vs. Eastern Michigan (12/12/15)
Blocks 4 vs. William & Mary (11/14/16)
Steals 7 vs. Old Dominion (11/23/16)
FGM 7 vs. Wake Forest (1/3/16)
vs. Duke (2/8/16)
FGA 16 vs. Old Dominion (11/23/16)
3FGM 3 vs. Utah Valley (12/23/15)
vs. Old Dominion (11/23/16)
3FGA 6 vs. Evansville (11/11/16)
vs. Old Dominion (11/23/16)
FT 5 vs. Samford (11/13/15)
FTA 6 (3 times) *latest:* Florida State (1/20/16)

45 Donovan Mitchell Game-by-Game

Opponent	Date	GS	Min	FG FGA	3-Point			Pct	FT	FTA	Pct	Rebounds			Avg	PF	FO	A	TO	Blk	Stl	Pts	Avg
					Pct	FG	FGA					Off	Def	Tot									
EVANSVILLE	11/11/16	*	26	6 11	.545	2	6	.333	1	2	.500	2	3	5	5.0	0	0	3	3	0	4	15	15.0
WM. & MARY	11/14/16	*	29	4 10	.400	1	5	.200	0	0	.000	1	4	5	5.0	3	0	3	2	4	1	9	12.0
LONG BEACH ST	11/17/16	*	27	3 10	.300	2	5	.400	0	0	.000	2	4	6	5.3	0	0	1	2	1	2	8	10.7
vs Old Dominion	11/23/16	*	40	4 16	.250	3	6	.500	4	5	.800	3	4	7	5.8	3	0	2	2	0	7	15	11.8
vs Wichita State	11/24/16	*	35	5 13	.385	2	8	.250	2	3	.667	1	7	8	6.2	1	0	5	1	0	3	14	12.2
vs Baylor	11/25/16	*	36	6 11	.545	2	5	.400	3	4	.750	2	6	8	6.5	3	0	4	4	0	1	17	13.0
PURDUE	11/30/16	*	22	3 9	.333	0	3	.000	2	21	.000	1	4	5	6.3	4	0	1	2	1	1	8	12.3

45 Donovan Mitchell Statistics

Year	GP	GS	Min	Avg	FG	FGA	Pct	3FG	3FGA	Pct	FT	FTA	Pct	OReb	DReb	Reb	Avg	PF	FO	Ast	TO	Blk	Stl	Pts	Avg
2015-16	31	5	591	19.1	84	190	.442	18	72	.250	43	57	.754	34	70	104	3.4	78	2	52	30	3	25	229	7.4
2016-17	7	7	215	30.7	31	80	.388	12	38	.316	12	16	.750	12	32	44	6.3	14	0	19	16	6	19	86	12.3
TOTAL	38	12	806	21.2	115	270	.426	30	110	.273	55	73	.753	46	102	148	3.9	92	2	71	46	9	44	315	8.3



2016-17 Louisville Men's Basketball
LOUISVILLE Combined Team Statistics (as of Nov 30, 2016)
All games



RECORD:	OVERALL	HOME	AWAY	NEUTRAL
ALL GAMES	6-1	4-0	0-0	2-1
CONFERENCE	0-0	0-0	0-0	0-0
NON-CONFERENCE	6-1	4-0	0-0	2-1

##	Player	gp-gs	min	avg	Total		3-Point		F-Throw		Rebounds										pts	avg
					fg-fga	fg%	3fg-fga	3fg%	ft-fga	ft%	off	def	tot	avg	pf	dq	a	to	blk	stl		
45	MITCHELL, Donovan	7-7	215	30.7	31-80	.388	12-38	.316	12-16	.750	12	32	44	6.3	14	0	19	16	6	19	86	12.3
04	SNIDER, Quentin	7-7	210	30.0	22-78	.282	11-40	.275	20-29	.690	3	13	16	2.3	11	0	24	11	0	1	75	10.7
10	JOHNSON, Jaylen	7-7	151	21.6	31-49	.633	1-3	.333	6-15	.400	28	32	60	8.6	15	0	3	8	4	2	69	9.9
22	ADEL, Deng	7-7	196	28.0	19-61	.311	8-23	.348	16-19	.842	4	23	27	3.9	14	1	17	7	1	9	62	8.9
13	SPALDING, Ray	7-0	134	19.1	22-35	.629	0-3	.000	4-9	.444	15	26	41	5.9	23	2	6	6	9	4	48	6.9
00	KING, VJ	7-0	94	13.4	14-37	.378	4-10	.400	16-20	.800	6	14	20	2.9	5	0	1	5	1	1	48	6.9
12	MATHIANG, Mangok	7-7	135	19.3	16-40	.400	0-0	.000	15-26	.577	17	27	44	6.3	21	1	4	11	8	4	47	6.7
14	MAHMOUD, Anas	7-0	126	18.0	17-23	.739	0-0	.000	4-6	.667	8	16	24	3.4	22	1	8	8	15	5	38	5.4
23	LEVITCH, David	7-0	52	7.4	6-12	.500	3-5	.600	1-3	.333	3	7	10	1.4	1	0	4	0	0	3	16	2.3
01	HICKS, Tony	4-0	45	11.3	3-17	.176	0-5	.000	2-4	.500	1	4	5	1.3	1	0	6	3	0	2	8	2.0
30	McMAHON, Ryan	7-0	40	5.7	4-9	.444	4-8	.500	2-2	1.000	0	5	5	0.7	7	0	9	2	1	2	14	2.0
11	HENDERSON, Jay	4-0	10	2.5	1-3	.333	1-2	.500	2-2	1.000	0	0	0	0.0	4	0	1	0	0	1	5	1.3
05	STOCKMAN, Matz	7-0	15	2.1	2-4	.500	0-0	.000	1-4	.250	3	4	7	1.0	3	0	1	1	1	0	5	0.7
15	SHARPE, Tyler	2-0	2	1.0	0-1	.000	0-1	.000	0-0	.000	0	0	0	0.0	0	0	0	0	0	0	0	0.0
Team											8	7	15				1					
Total.....		7	1425		188-449	.419	44-138	.319	101-155	.652	108	210	318	45.4	141	5	103	79	46	53	521	74.4
Opponents.....		7	1425		138-396	.348	37-136	.272	92-153	.601	79	178	257	36.7	135	-	77	111	22	37	405	57.9

TEAM STATISTICS	LOU	OPP	Date	Opponent	Score	Att.
SCORING	521	405	11/11/16	EVANSVILLE	w 78-47	21129
Points per game	74.4	57.9	11/14/16	WILLIAM & MARY	w 91-58	19314
Scoring margin	+16.6	-	11/17/16	LONG BEACH ST	w 88-56	14337
FIELD GOALS-ATT	188-449	138-396	11/23/16	vs Old Dominion	Wot 68-62	1601
Field goal pct	.419	.348	11/24/16	vs Wichita State	w 62-52	1604
3 POINT FG-ATT	44-138	37-136	11/25/16	vs Baylor	L 63-66	1655
3-point FG pct	.319	.272	11/30/16	PURDUE	w 71-64	21841
3-pt FG made per game	6.3	5.3				
FREE THROWS-ATT	101-155	92-153	* - Conference game			
Free throw pct	.652	.601				
F-Throws made per game	14.4	13.1				
REBOUNDS	318	257				
Rebounds per game	45.4	36.7				
Rebounding margin	+8.7	-				
ASSISTS	103	77				
Assists per game	14.7	11.0				
TURNOVERS	79	111				
Turnovers per game	11.3	15.9				
Turnover margin	+4.6	-				
Assist/turnover ratio	1.3	0.7				
STEALS	53	37				
Steals per game	7.6	5.3				
BLOCKS	46	22				
Blocks per game	6.6	3.1				
ATTENDANCE	76621	4860				
Home games-Avg/Game	4-19155	0-0				
Neutral site-Avg/Game	-	3-1620				

Score by Periods	1st	2nd	OT	Totals
LOUISVILLE	258	244	19	521
Opponents	169	223	13	405

2016-17 Louisville Men's Basketball Game-by-Game Team Statistics

Teams	FG-FGA	Pct	3Pt-Att	Pct	FT-FTA	Pct	O	D	Reb	PF-D	Asst	TO	Blk	Stl	1H	2H	OT	TOT
Evansville	16-57	.281	4-15	.267	11-20	.550	11	18	29	18-0	6	13	2	7	27	20		47
LOUISVILLE	30-63	.476	3-15	.200	15-27	.556	19	33	52	17-1	15	12	10	10	43	35		78
William & Mary	19-61	.311	6-29	.207	14-27	.519	14	28	42	21-0	11	16	3	2	31	27		58
LOUISVILLE	33-72	.457	10-28	.357	15-25	.600	17	32	49	23-0	21	9	11	10	44	47		91
Long Beach State	18-61	.295	6-18	.333	14-17	.824	14	23	37	20-0	6	19	3	8	27	29		56
LOUISVILLE	34-76	.447	7-20	.350	13-18	.722	21	30	51	14-0	20	10	9	9	42	46		88
Old Dominion	22-58	.379	3-16	.188	15-32	.469	13	38	51	28-1	12	22	6	5	24	25	13	62
LOUISVILLE	19-64	.297	8-20	.400	22-35	.629	16	33	49	27-2	12	14	3	10	24	25	19	68
Wichita State	18-57	.316	6-22	.273	10-18	.556	11	22	33	17-0	12	12	0	4	17	35		52
LOUISVILLE	19-52	.365	7-24	.292	17-23	.739	12	34	46	22-1	13	15	8	4	33	29		62
Baylor	26-49	.531	2-13	.154	12-17	.706	7	24	31	12-0	17	12	7	5	24	42		66
LOUISVILLE	25-64	.391	5-18	.278	8-10	.800	15	20	35	19-0	11	7	2	4	39	24		63
Purdue	19-53	.358	10-23	.435	16-22	.727	9	25	34	19-0	13	17	1	6	19	45		64
LOUISVILLE	28-58	.483	4-13	.308	11-17	.647	8	28	36	19-1	11	12	3	6	33	38		71



2016-17 Louisville Men's Basketball LOUISVILLE Points-Rebounds-Assists (as of Nov 30, 2016) All games



Opponent	Date	Score	00 KING,VJ	01 HICKS,TONY	04 SNIDER,QUE	05 STOCKMAN,M	10 JOHNSON,JA	11 HENDERSON,	12 MATHIANG,M
EVANSVILLE	11/11/16	78-47 w	6-2-0	4-2-2	3-2-3	4-2-0	19-14-1	0-0-0	9-7-0
WILLIAM & MARY	11/14/16	91-58 w	17-5-0	4-2-3	13-3-4	0-1-0	13-9-0	3-0-0	3-10-2
LONG BEACH ST	11/17/16	88-56 w	8-3-0	DNP	4-2-5	0-1-1	14-11-0	2-0-1	11-7-0
vs Old Dominion	11/23/16	68-62 w	2-2-1	0-0-0	18-1-4	0-1-0	6-12-2	DNP	12-5-0
vs Wichita State	11/24/16	62-52 w	10-4-0	DNP	14-4-3	0-1-0	1-6-0	DNP	1-2-0
vs Baylor	11/25/16	63-66 L	5-2-0	DNP	14-2-3	1-1-0	10-6-0	0-0-0	0-5-1
PURDUE	11/30/16	71-64 w	0-2-0	0-1-1	9-2-2	0-0-0	6-2-0	DNP	11-8-1

Opponent	Date	Score	13 SPALDING,R	14 MAHMOUD,AN	15 SHARPE,TYL	22 ADEL,DENG	23 LEVITCH,DA	30 MCMAHON,RV	45 MITCHELL,D
EVANSVILLE	11/11/16	78-47 w	2-4-1	10-5-1	0-0-0	6-5-2	0-3-2	0-0-0	15-5-3
WILLIAM & MARY	11/14/16	91-58 w	10-4-0	2-3-1	DNP	16-5-5	1-1-0	0-0-3	9-5-3
LONG BEACH ST	11/17/16	88-56 w	10-6-3	8-8-1	0-0-0	11-3-3	6-1-0	6-3-5	8-6-1
vs Old Dominion	11/23/16	68-62 w	5-5-0	2-2-0	DNP	5-2-3	3-4-0	0-0-0	15-7-2
vs Wichita State	11/24/16	62-52 w	4-9-1	5-5-1	DNP	11-2-1	2-0-2	0-1-0	14-8-5
vs Baylor	11/25/16	63-66 L	6-4-0	2-0-2	DNP	4-5-1	2-1-0	2-0-0	17-8-4
PURDUE	11/30/16	71-64 w	11-9-1	9-1-2	DNP	9-5-2	2-0-0	6-1-1	8-5-1



2016-17 Louisville Men's Basketball LOUISVILLE Team Game-by-Game Comparison (as of Nov 30, 2016) All games



Opponent	1st	2nd	Score	Mar	Total FG	FG Pct	3-Pointers	3FG Pct	Free Throws	FT Pct	Rebounds	Assist	T/Over	Block	Steal	Fouls
EVANSVILLE	43/27	35/20	78-47	+31	30-63/16-57	.476/.281	3-15/4-15	.200/.267	15-27/11-20	.556/.550	52/29 +23	15/6	12/13	10/2	10/7	17/18
WILLIAM & MARY	44/31	47/27	91-58	+33	33-72/19-61	.458/.311	10-28/6-29	.357/.207	15-25/14-27	.600/.519	49/42 +7	21/11	9/16	11/3	10/2	23/21
LONG BEACH ST	42/27	46/29	88-56	+32	34-76/18-61	.447/.295	7-20/6-18	.350/.333	13-18/14-17	.722/.824	51/37 +14	20/6	10/19	9/3	9/8	14/20
Old Dominion	24/24	25/25	68-62	+6	19-64/22-58	.297/.379	8-20/3-16	.400/.188	22-35/15-32	.629/.469	49/51 (2)	12/12	14/22	3/6	10/5	27/28
Wichita State	33/17	29/35	62-52	+10	19-52/18-57	.365/.316	7-24/6-22	.292/.273	17-23/10-18	.739/.556	46/33 +13	13/12	15/12	8/0	4/4	22/17
Baylor	39/24	24/42	63-66	(3)	25-64/26-49	.391/.531	5-18/2-13	.278/.154	8-10/12-17	.800/.706	35/31 +4	11/17	7/12	2/7	4/5	19/12
PURDUE	33/19	38/45	71-64	+7	28-58/19-53	.483/.358	4-13/10-23	.308/.435	11-17/16-22	.647/.727	36/34 +2	11/13	12/17	3/1	6/6	19/19

Note: Game totals are displayed in the format TEAM/OPPONENT for each category

Specialty Stats Game-by-Game (UL/Opp)

Opponent	Date	Paint	Off TO	2nd Chnc	Fast Brk	Bench	Opponent	Date	Paint	Off TO	2nd Chnc	Fast Brk	Bench
Evansville	11/11/16	46/20	20/12	23/4	7/6	26/19	Wichita State	11/24/16	18/20	8/9	16/16	5/2	21/24
William & Mary	11/14/16	46/22	22/5	14/13	10/4	37/23	Baylor	11/25/16	38/46	11/9	13/5	9/10	18/36
Long Beach State	11/17/16	42/20	25/12	19/12	0/4	40/18	Purdue	11/30/16	32/18	11/13	14/11	2/4	28/23
Old Dominion	11/23/16	20/34	17/11	18/13	4/4	12/15							

Halftime Leads	UL 6, Opp 0, Tied 1
FG% in KFC Yum! Center	465 (125-269)
FG% Away from Home	350 (63-180)
3 Pt FG% in KFC Yum! Center.....	316 (24-76)
3 Pt FG% Away from Home	323 (20-62)
FT% in KFC Yum! Center	621 (54-87)
FT% Away from Home	691 (47-68)
Scoring Average	
in KFC Yum! Center.....	82.0 (328 pts.)
Scoring Avg. on the Road	64.3 (193 pts.)
Opp. Scoring Average	
in KFC Yum! Center.....	56.3 (225 pts.)
Opp. Scoring Average	
on the Road	60.0 (180 pts.)
Most 1st Half Points	44 vs. William & Mary (11/14)
Most 2nd Half Points	47 vs. William & Mary (11/14)
Fewest 1st Half Points.....	24 vs. Old Dominion (11/23)
Fewest 2nd Half Points	24 vs. Baylor (11/25)
Largest Halftime Lead	16 vs. Evansville (11/11)
	vs. Wichita State (11/24)
Largest Halftime Deficit.....	none

2016-17 Louisville Men's Basketball Team Superlatives

Louisville High	Louisville Low	Statistical Category	Opponent High	Opponent Low
91 vs. William & Mary (11/14)	62 vs. Wichita State (11/24)	Points	66 vs. Baylor (11/25)	47 by Evansville (11/11)
44 vs. William & Mary (11/14)	24 vs. Old Dominion (11/23)	First Half Points	31 by William & Mary (11/14)	17 by Wichita St. (11/24)
47 vs. William & Mary (11/14)	24 vs. Baylor (11/25)	Second Half Points	45 by Purdue (11/30)	20 by Evansville (11/11)
34 vs. Long Beach St. (11/17)	19 vs. Old Dominion (11/23)	Field Goals	26 by Baylor (11/25)	16 by Evansville (11/11)
	vs. Wichita State (11/24)			
76 vs. Long Beach St. (11/17)	52 vs. Wichita State (11/24)	Field Goal Attempts	61 by William & Mary (11/14)	49 by Baylor (11/25)
			by Long Beach St. (11/17)	
.483 vs. Purdue (11/30)	.297 vs. Old Dominion (11/23)	FG Percentage	.521 by Baylor (11/25)	.281 by Evansville (11/11)
10 vs. William & Mary (11/14)	3 vs. Evansville (11/11)	3-Point Field Goals	10 by Purdue (11/30)	2 by Baylor (11/25)
28 vs. William & Mary (11/14)	13 vs. Purdue (11/30)	3-Point Field Goal Att.	29 by William & Mary (11/14)	15 by Evansville (11/11)
.400 vs. Old Dominion (11/23)	.200 vs. Evansville (11/11)	3-Point FG Percentage	.435 by Purdue (11/30)	.154 by Baylor (11/25)
22 vs. Old Dominion (11/23)	8 vs. Baylor (11/25)	Free Throws	16 by Purdue (11/30)	10 by Wichita St. (11/24)
35 vs. Old Dominion (11/23)	10 vs. Baylor (11/25)	Free Throw Attempts	32 by Old Dominion (11/23)	17 by Long Beach St., Baylor
.800 vs. Baylor (11/25)	.556 vs. Evansville (11/11)	Free Throw Percentage	.824 by Long Beach St. (11/17)	.469 by Old Dominion (11/23)
21 vs. Long Beach St. (11/17)	8 vs. Purdue (11/30)	Offensive Rebounds	14 by William & Mary (11/14)	7 by Baylor (11/25)
			by Long Beach St. (11/17)	
34 vs. Wichita State (11/24)	20 vs. Baylor (11/25)	Defensive Rebounds	38 by Old Dominion (11/23)	17 by Long Beach St. (11/17)
52 vs. Evansville (11/11)	35 vs. Baylor (11/25)	Total Rebounds	51 by Old Dominion (11/23)	29 by Evansville (11/11)
27 vs. Old Dominion (11/23)	14 vs. Long Beach St. (11/17)	Fouls	28 by Old Dominion (11/23)	12 by Baylor (11/25)
21 vs. William & Mary (11/14)	11 vs. Baylor (11/25)	Assists	17 by Baylor (11/25)	6 by Evansville (11/11)
	vs. Purdue (11/30)			by Long Beach St. (11/17)
15 vs. Wichita State (11/24)	7 vs. Baylor (11/25)	Turnovers	22 by Old Dominion (11/23)	12 by Wichita State, Baylor
11 vs. William & Mary (11/14)	2 vs. Baylor (11/25)	Blocked Shots	7 by Baylor (11/25)	0 by Wichita State (11/24)
10 three times	4 vs. Wichita State (11/24)	Steals	8 by Long Beach St. (11/17)	2 by William & Mary (11/14)
latest: vs. Old Dominion (11/23)	vs. Baylor (11/25)			

2016-17 Louisville Men's Basketball Individual Superlatives

	Louisville	Opponent
Points	19 by Jaylen Johnson vs. Evansville (11/11)	22 by Brandan Stith, Old Dominion (11/23)
Field Goals Made	9 by Jaylen Johnson vs. Evansville (11/11)	9 by Brandan Stith, Old Dominion (11/23)
Field Goals Attempted	17 by Quentin Snider vs. Baylor (11/25)	15 by Carsen Edwards, Purdue (11/30)
Highest FG Pct. (min. 5 made)	100 (5-5) by Anas Mahmoud vs. Evansville (11/11)	.750 (9-12) by Brandan Stith, Old Dominion (11/23)
	(5-5) by Ray Spalding vs. Purdue (11/30)	
3-Point Field Goals Made	4 by Quentin Snider vs. William & Mary (11/14)	3 five times
		latest: by P. Thompson & R. Cline, Purdue (11/30)
3-Point Field Goals Attempted	9 by Quentin Snider vs. William & Mary (11/14)	7 by Omar Prewitt, William & Mary (11/14)
		by Conner Frankamp, Wichita State (11/24)
3-Point FG Pct. (min. 3 made)	1.000 (3-3) by V.J. King vs. William & Mary (11/14)	100 (3-3) by Ryan Cline, Purdue (11/30)
Free Throws Made	7 by Deng Adel vs. William & Mary (11/14)	6 four times
	by Quentin Snider vs. Old Dominion (11/23)	by Caleb Swanigan, Purdue (11/30)
Free Throws Attempted	11 By Quentin Snider vs. Old Dominion (11/23)	10 by Jaylon Brown, Evansville (11/11)
Free Throw Pct. (min. 8 made)	none	none
Offensive Rebounds	7 by Jaylen Johnson vs. Evansville (11/11)	6 by Denzell Taylor, Old Dominion (11/23)
Defensive Rebounds	8 three times latest: by Ray Spalding vs. Purdue (11/30)	9 by Brandan Stith, Old Dominion (11/23)
Total Rebounds	14 by Jaylen Johnson vs. Evansville (11/11)	12 three times
		latest: by B. Stith & D. Taylor, Old Dominion (11/23)
Turnovers	5 by Mangok Mathiang vs. Old Dominion (11/23)	6 by Caleb Swanigan, Purdue (11/30)
Assists	5 four times latest: by Donovan Mitchell vs. Wichita St.	5 by J. Lindsey & I. Wainright, Baylor (11/25)
Blocked Shots	6 vs. Anas Mahmoud vs. Wichita State (11/24)	6 by Jo Lual-Acuil, Baylor (11/25)
Steals	7 by Donovan Mitchell vs. Old Dominion (11/23)	3 by Ryan Taylor, Evansville (11/11)
Minutes Played (regulation game)	36 by Donovan Mitchell vs. Baylor (11/25)	35 by Caleb Swanigan, Purdue (11/30)
Minutes Played (overtime game)	40 by D. Mitchell & D. Adel vs. Old Dominion (11/23)	41 by Denzell Taylor, Old Dominion (11/23)

2016-17 Box Scores

Louisville 109, Kentucky Wesleyan 71 (exhibition) Nov. 3, 2016 -- KFC YUM! CENTER

Louisville 109

Player	min	FG	3FG	FT	Reb	Ast	TO	BL	ST	PF	TP
Johnson	f 23	6-6	0-0	3-6	6	2	2	0	0	4	15
Adel	f 21	5-7	1-1	5-5	7	3	3	0	0	1	16
Mahmoud	c 19	3-7	0-0	0-0	1	1	0	2	1	1	6
Snider	g 27	5-9	4-6	0-0	3	2	2	0	1	1	14
Mitchell	g 21	4-9	0-3	3-4	5	4	1	1	2	3	11
King	16	2-3	1-1	3-4	3	0	1	0	0	2	8
Hicks	15	1-4	0-1	1-2	3	5	0	0	0	2	3
Stockman	8	2-5	0-0	3-4	4	2	1	0	0	2	7
Henderson	1	0-0	0-0	0-0	0	0	0	0	0	0	0
Mathiang	13	3-3	0-0	1-2	5	1	0	1	1	4	7
Spalding	19	4-6	0-0	0-0	4	0	4	2	2	0	8
Levitich	8	0-1	0-1	0-0	0	1	0	0	0	2	0
McMahon	9	4-5	3-4	3-4	1	0	0	0	1	2	14
Team					1						
Totals	200	39-65	9-17	22-31	43	21	14	6	8	24	109

Total FG% 1st H: 20-36 55.6% 2nd H: 19-29 65.5% Game: 60.0%
3-Pt. FG% 1st H: 3- 8 37.5% 2nd H: 6- 9 66.7% Game: 52.9%
FThrow % 1st H: 8-10 80.0% 2nd H: 14-21 66.7% Game: 71.0%

Kentucky Wesleyan 71

Player	min	FG	3FG	FT	Reb	Ast	TO	BL	ST	PF	TP
Williams	26	5-12	0-5	2-2	5	1	1	0	0	5	12
Hatton	28	4-9	2-4	1-2	2	0	1	0	0	2	11
Foster	16	0-2	0-0	4-4	0	0	4	0	0	0	4
Jacks	30	5-8	0-0	3-7	11	3	4	0	0	4	13
Bosley	32	3-12	1-5	7-9	2	2	1	0	0	0	14
Lindsey	22	1-2	0-1	4-5	4	5	5	0	0	4	6
Noffsinger	2	0-0	0-0	0-0	0	1	0	0	0	0	0
Stanford	14	2-5	0-0	0-1	2	0	1	1	0	4	4
Lukens	2	0-0	0-0	0-0	0	0	0	0	0	0	0
Derksen	14	2-4	1-3	0-0	1	1	1	0	0	2	5
Vigilance	14	1-5	0-0	0-1	2	0	1	0	4	5	2
Team					1		1				
Totals	200	23-59	4-18	21-30	30	13	20	1	4	26	71

Total FG% 1st H: 10-28 35.7% 2nd H: 13-31 41.9% Game: 39.0%
3-Pt. FG% 1st H: 4-11 36.4% 2nd H: 0- 7 0.0% Game: 22.2%
F Throw % 1st H: 7-10 70.0% 2nd H: 14-20 70.0% Game: 70.0%

Score by Periods	1st	2nd	Total	Attendance: 15,836
Ky. Wesleyan	31	40	71	Ties: 0
Louisville	51	58	109	Lead Changes: 0

Louisville 81, Bellarmine 60 (exhibition) Nov. 7, 2016 -- KFC YUM! CENTER

Louisville 81

Player	min	FG	3FG	FT	Reb	Ast	TO	BL	ST	PF	TP
Johnson	f 26	3-8	0-0	0-0	11	0	3	1	2	1	6
Adel	f 22	5-9	1-3	2-2	3	0	2	1	0	3	13
Mathiang	c 23	1-3	0-0	0-0	5	2	1	0	0	1	2
Snider	g 28	4-11	3-6	0-0	3	4	1	0	0	2	11
Mitchell	g 17	4-6	3-4	2-2	2	1	1	0	0	2	13
King	15	3-6	0-0	0-1	2	0	0	0	0	2	6
Hicks	12	5-8	0-1	2-4	2	2	1	0	0	1	12
Henderson	3	0-1	0-1	0-0	0	0	0	0	0	0	0
Spalding	14	1-4	0-0	2-2	3	1	2	2	2	3	4
Mahmoud	17	1-3	0-0	0-0	6	1	1	0	1	1	2
Levitich	15	3-4	1-2	2-2	0	0	0	0	0	0	9
McMahon	8	1-2	1-2	0-2	0	0	0	0	1	2	3
Team					0						
Totals	200	31-65	9-19	10-15	37	11	12	4	7	17	81

Total FG% 1st H: 18-34 52.9% 2nd H: 13-31 41.9% Game: 47.7%
3-Pt. FG% 1st H: 7-14 50.0% 2nd H: 2- 5 40.0% Game: 47.4%
FThrow % 1st H: 6-11 54.5% 2nd H: 4- 4 100% Game: 66.7%

Bellarmine 60

Player	min	FG	3FG	FT	Reb	Ast	TO	BL	ST	PF	TP
Knott	f 26	6-7	2-2	1-2	4	0	3	0	1	1	15
Eberhard	f 33	6-14	0-2	0-2	5	4	3	1	0	0	12
Davis	g 33	2-3	0-0	3-4	6	7	3	0	0	4	7
Troutman	g 35	2-10	1-5	4-4	9	1	4	0	2	3	9
Coles	g 21	3-3	2-2	0-0	3	2	1	0	2	2	8
Cook	13	0-2	0-1	0-0	3	1	0	1	0	1	0
Ramser	3	0-1	0-0	0-0	1	0	2	0	0	0	0
Jenkins	20	2-9	1-3	2-2	1	2	4	0	1	2	7
Bach	9	0-1	0-0	0-0	1	0	1	0	0	1	0
Hunter	3	0-0	0-0	0-0	1	0	0	0	0	0	0
Schurfranz	1	0-0	0-0	0-0	0	0	0	0	0	0	0
Taylor	3	1-1	0-0	0-0	0	0	0	0	0	0	2
Team					0		2				
Totals	200	22-51	6-15	10-14	34	17	23	2	6	14	60

Total FG% 1st H: 3-16 18.8% 2nd H: 19-35 54.3% Game: 43.1%
3-Pt. FG% 1st H: 1- 7 14.3% 2nd H: 5- 8 62.5% Game: 40.0%
F Throw % 1st H: 10-13 76.9% 2nd H: 0- 1 0.0% Game: 66.7%

Score by Periods	1st	2nd	Total	Attendance: 16,437
Bellarmine	17	43	60	Ties: 0
Louisville	49	32	81	Lead Changes: 0

Louisville 78, Evansville 47 Nov. 11, 2016 -- KFC YUM! CENTER

Louisville 78

Player	min	FG	3FG	FT	Reb	Ast	TO	BL	ST	PF	TP
Johnson	f 24	9-11	1-1	0-2	14	1	3	3	0	0	19
Adel	f 23	1-8	0-3	4-5	5	2	1	0	1	0	6
Mathiang	c 20	4-10	0-0	1-2	7	0	1	2	0	2	9
Snider	g 18	0-1	0-1	3-4	2	3	1	0	0	3	3
Mitchell	g 26	6-11	2-6	1-2	5	3	3	0	4	0	15
King	14	0-1	0-1	6-8	2	0	0	1	0	1	6
Hicks	18	2-5	0-1	0-2	2	2	1	0	2	0	4
Stockman	3	2-3	0-0	0-2	2	0	0	0	0	1	4
Henderson	3	0-0	0-0	0-0	0	0	0	0	0	0	0
Spalding	15	1-4	0-1	0-0	4	1	1	1	1	5	2
Mahmoud	17	5-5	0-0	0-0	5	1	1	3	1	2	10
Sharpe	1	0-0	0-0	0-0	0	0	0	0	0	0	0
Levitich	12	0-2	0-0	0-0	3	2	0	0	1	0	0
McMahon	6	0-2	0-1	0-0	0	0	0	0	0	3	0
Team					1						
Totals	200	30-63	3-15	15-27	52	15	12	10	10	17	78

Total FG% 1st H: 13-28 46.4% 2nd H: 17-35 48.6% Game: 46.6%
3-Pt. FG% 1st H: 3-10 30.0% 2nd H: 0- 5 0.0% Game: 20.0%
FThrow % 1st H: 14-19 73.7% 2nd H: 1- 8 12.5% Game: 55.6%

Evansville 47

Player	min	FG	3FG	FT	Reb	Ast	TO	BL	ST	PF	TP
Wiley	f 12	0-2	0-0	0-2	3	0	1	0	1	3	0
Howard	f 21	1-3	0-0	0-0	7	0	1	0	0	1	2
Taylor	g 26	2-14	1-5	0-0	5	1	3	1	3	3	5
Brown	g 33	5-13	3-6	6-10	1	1	1	0	1	0	19
Gibson	g 24	1-4	0-0	0-0	0	2	1	0	0	0	2
Benzon	18	2-4	0-0	1-2	3	0	0	0	1	3	5
Eaves	9	0-1	0-1	0-0	2	0	2	0	0	1	0
Hainna	10	0-2	0-1	0-0	1	0	0	0	0	1	0
Smith	22	1-5	0-2	3-3	3	2	2	0	1	4	5
Vucetic	12	2-7	0-0	1-2	2	0	1	1	0	2	5
Traore	13	2-2	0-0	0-1	1	0	0	0	0	0	4
Team					1		1				
Totals	200	16-57	4-15	11-20	29	6	13	2	7	18	47

Total FG% 1st H: 10-34 29.4% 2nd H: 6-23 26.1% Game: 28.1%
3-Pt. FG% 1st H: 4-11 36.4% 2nd H: 0- 4 0.0% Game: 26.7%
F Throw % 1st H: 3- 5 60.0% 2nd H: 8-15 53.3% Game: 55.0%

Score by Periods	1st	2nd	Total	Attendance: 21,129
Evansville	27	20	47	Ties: 5
Louisville	43	35	78	Lead Changes: 10

Louisville 91, William & Mary 58 Nov. 14, 2016 -- KFC YUM! CENTER

Louisville 91

Player	min	FG	3FG	FT	Reb	Ast	TO	BL	ST	PF	TP
Johnson	f 25	5-8	0-0	3-4	9	0	1	0	1	3	13
Adel	f 27	4-9	1-5	7-7	5	5	0	0	4	1	16
Mathiang	c 23	1-2	0-0	1-6	10	2	0	5	0	1	3
Snider	g 26	4-11	4-9	1-2	3	4	2	0	0	1	13
Mitchell	g 29	4-10	1-5	0-0	5	3	2	4	1	3	9
King	17	7-11	3-3	0-0	5	0	1	0	1	2	17
Hicks	12	1-9	0-3	2-2	3	2	1	0	0	1	4
Stockman	1	0-0	0-0	0-0	1	0	0	0	0	0	0
Henderson	1	1-1	1-1	0-0	0	0	0	0	0	3	3
Spalding	16	5-6	0-0	0-1	4	0	1	1	1	4	10
Mahmoud	14	1-2	0-0	0-0	3	1	1	1	2	4	2
Levitich	4	0-2	0-1	1-3	1	0	0	0	0	0	1
McMahon	5	0-1	0-1	0-0	0	3	0	0	0	0	0
Team					1						
Totals	200	33-72	10-28	15-25	49	21	9	11	10	23	91

Total FG% 1st H: 17-37 45.9% 2nd H: 16-35 45.7% Game: 45.8%
3-Pt. FG% 1st H: 4-16 25.0% 2nd H: 6-12 50.0% Game: 35.7%
FThrow % 1st H: 6-11 54.5% 2nd H: 9-14 64.3% Game: 60.0%

William & Mary 58

Player	min	FG	3FG	FT	Reb	Ast	TO	BL	ST	PF	TP
Prewitt	f 32	4-13	2-7	4-5	2	1	5	0	0	0	14
Rowley	f 18	1-4	1-4	0-0	3	0	2	0	0	1	3
Whitman	f 19	1-4	0-0	1-2	6	0	0	1	0	4	3
Dixon	g 25	1-6	1-5	4-4	6	1	1	0	0	4	7
Cohn	g 26	2-6	1-3	3-4	4	4	2	1	0	2	8
Malinowski	9	1-3	0-1	0-0	2	0	2	0	0	3	2
Burchfield	16	2-7	1-4	0-0	2	1	0	0	1	1	5
Schlotman	5	0-0	0-0	0-2	1	0	1	0	0	0	0
Knight	20	6-12	0-1	2-9	7	1	2	0	1	4	14
Tot	10	0-1	0-1	0-0	0	1	0	1	0	1	0
Pierce	20	1-5	0-3	0-1	2	2	1	0	0	1	2
Team					7						
Totals	200	19-61	6-29	14-27	42	11	16	3	2	21	58

2016-17 Box Scores

Louisville 62, Wichita State 52 Nov. 24, 2016 -- Paradise Island, Bahamas Battle 4 Atlantis

Louisville 62

Player	min	FG	3FG	FT	Reb	Ast	TO	BL	ST	PF	TP
Johnson	f 14	0-1	0-0	1-2	6	0	0	0	0	3	1
Adel	f 21	3-6	3-4	2-2	2	1	1	0	0	5	11
Mathiang	c 6	0-1	0-0	1-2	2	0	1	0	0	4	1
Snider	g 35	5-15	2-8	2-2	4	3	3	0	1	3	14
Mitchell	g 35	3-13	2-8	2-3	8	5	1	0	3	1	14
King	20	2-8	0-3	6-8	4	0	3	0	0	1	10
Stockman	3	0-0	0-0	0-0	1	0	0	0	0	0	0
Spalding	25	2-5	0-0	0-0	9	1	1	2	0	3	4
Mahmoud	31	1-1	0-0	3-4	5	1	3	6	0	2	5
Levitich	8	1-1	0-0	0-0	0	2	0	0	0	0	2
McMahon	2	0-1	0-1	0-0	1	0	1	0	0	0	0
Team					4						
Totals	200	19-52	7-24	17-23	46	13	15	8	4	22	62

Total FG% 1st H: 12-28 42.9% 2nd H: 7-24 29.3% Game: 36.5%
3-Pt. FG% 1st H: 4-12 33.3% 2nd H: 3-12 25.0% Game: 29.2%
FThrow % 1st H: 6- 8 62.5% 2nd H: 12-15 80.0% Game: 73.9%

Wichita State 52

Player	min	FG	3FG	FT	Reb	Ast	TO	BL	ST	PF	TP
Kelly	f 19	0-4	0-1	0-1	2	1	0	0	0	3	0
Brown	f 19	3-8	1-4	0-2	2	1	1	0	1	1	7
Morris	c 30	5-13	0-1	0-0	4	1	1	0	1	2	10
Shamet	g 16	0-5	0-2	2-2	4	3	2	0	0	4	2
Frankamp	g 34	3-7	3-7	0-0	4	1	0	0	1	0	9
Smith	13	1-1	1-1	0-0	1	1	1	0	0	0	3
Reaves	14	2-6	1-4	0-0	2	1	1	0	0	0	5
Nuger	14	1-1	0-0	1-1	5	0	1	0	0	1	3
Willis	12	1-4	0-0	1-2	4	1	2	0	1	4	3
Hamilton	2	0-1	0-0	0-2	0	0	0	0	0	0	0
McDuffie	27	2-7	0-2	6-8	4	2	3	0	0	2	10
Team					1						
Totals	200	18-57	6-22	10-18	33	17	12	12	0	4	52

Total FG% 1st H: 7-26 26.9% 2nd H: 11-31 35.5% Game: 31.6%
3-Pt. FG% 1st H: 2- 8 25.0% 2nd H: 4-14 28.6% Game: 27.3%
F Throw % 1st H: 1- 7 14.3% 2nd H: 9-11 81.8% Game: 55.6%

Score by Periods	1st	2nd	Total	Attendance:
Wichita State	17	35	52	1,604
Louisville	33	29	62	Ties: 1
				Lead Changes: 2

Louisville 63, Baylor 66 Nov. 25, 2016 -- Paradise Island, Bahamas Battle 4 Atlantis Championship Game

Louisville 63

Player	min	FG	3FG	FT	Reb	Ast	TO	BL	ST	PF	TP
Johnson	f 29	5-9	0-0	0-0	6	0	1	0	0	2	10
Adel	f 30	1-9	0-2	2-2	5	1	1	0	1	4	4
Mathiang	c 19	0-3	0-0	0-0	5	1	0	1	1	3	0
Snider	g 34	6-17	2-8	0-0	2	3	0	0	0	1	14
Mitchell	g 36	6-11	2-5	3-4	8	4	4	0	1	3	17
King	12	2-5	1-1	0-0	2	0	2	0	0	0	5
Stockman	1	0-1	0-0	1-2	1	0	0	0	0	1	1
Henderson	1	0-0	0-0	0-0	0	0	0	0	0	0	0
Spalding	16	3-6	0-1	0-0	4	0	0	0	0	1	6
Mahmoud	14	1-1	0-0	0-0	0	2	0	1	1	3	2
Levitich	7	1-1	0-0	0-0	1	0	0	0	0	1	2
McMahon	1	0-1	0-1	2-2	0	0	0	0	0	0	2
Team					4						
Totals	200	25-64	5-18	8-10	35	11	7	2	4	19	63

Total FG% 1st H: 16-37 43.2% 2nd H: 9-27 33.3% Game: 39.1%
3-Pt. FG% 1st H: 2-10 20.0% 2nd H: 3- 8 37.5% Game: 27.8%
FThrow % 1st H: 5- 6 83.3% 2nd H: 3- 4 75.0% Game: 80.0%

Baylor 66

Player	min	FG	3FG	FT	Reb	Ast	TO	BL	ST	PF	TP
Lual-Acuil	f 24	3-4	0-0	1-1	3	0	1	6	0	1	7
Motley	f 31	5-9	0-1	5-7	6	2	4	1	0	4	15
Lecomte	g 23	2-4	0-2	0-0	0	2	1	0	0	3	4
Wainright	g 30	0-3	0-3	0-0	8	5	1	0	0	3	0
Freeman	g 21	2-5	0-2	0-0	2	1	1	0	0	0	4
Mitchell	4	0-2	0-1	1-3	0	0	0	0	1	0	1
Lindsey	23	4-4	0-0	0-0	2	5	0	0	2	0	8
McClure	19	5-8	2-4	3-4	1	1	0	0	1	0	15
Maston	25	5-10	0-0	2-2	5	1	1	0	1	1	12
Team					4						
Totals	200	26-49	2-13	12-17	31	17	12	7	5	12	66

Total FG% 1st H: 9-23 39.1% 2nd H: 17-26 65.4% Game: 53.1%
3-Pt. FG% 1st H: 0- 6 00.0% 2nd H: 2- 7 28.6% Game: 15.4%
F Throw % 1st H: 6- 9 66.7% 2nd H: 6- 8 75.0% Game: 70.6%

Score by Periods	1st	2nd	Total	Attendance:
Baylor	24	42	66	1,655
Louisville	39	24	63	Ties: 1
				Lead Changes: 1

Louisville 71, Purdue 64 Nov. 30, 2016 -- KFC YUM! CENTER ACC/Big Ten Challenge

Louisville 71

Player	min	FG	3FG	FT	Reb	Ast	TO	BL	ST	PF	TP
Johnson	f 13	3-5	0-0	0-0	2	0	0	0	1	2	6
Adel	f 31	3-7	2-4	1-2	5	2	3	0	1	1	9
Mathiang	c 25	5-11	0-0	1-2	8	1	2	0	1	3	11
Snider	g 31	2-11	0-4	5-7	2	2	2	0	0	0	9
Mitchell	g 22	3-9	0-3	2-2	5	1	2	1	1	4	8
King	10	0-3	0-0	0-0	2	0	0	0	0	0	0
Hicks	13	0-0	0-0	0-0	1	1	1	0	0	0	0
Stockman	1	0-0	0-0	0-0	0	0	0	0	0	0	0
Spalding	26	5-5	0-0	1-2	9	1	2	1	0	3	11
Mahmoud	14	4-4	0-0	1-2	1	2	0	1	1	5	9
Levitich	5	1-1	0-0	0-0	0	0	0	0	0	0	2
McMahon	9	2-2	2-2	0-0	1	1	0	0	1	1	6
Team					0						
Totals	200	28-58	4-13	11-17	36	11	12	3	6	19	71

Total FG% 1st H: 15-32 46.9% 2nd H: 13-26 50.0% Game: 48.3%
3-Pt. FG% 1st H: 1- 7 14.3% 2nd H: 3- 6 50.0% Game: 30.8%
FThrow % 1st H: 2- 3 66.7% 2nd H: 9-14 64.3% Game: 64.7%

Purdue 64

Player	min	FG	3FG	FT	Reb	Ast	TO	BL	ST	PF	TP
Edwards	f 22	0-4	0-2	1-2	3	3	3	1	0	3	1
Swanign	f 35	3-7	2-3	6-8	11	3	6	0	2	4	14
Haas	c 24	2-9	0-0	4-6	5	0	1	0	0	2	8
Thompson	g 22	4-7	3-4	2-2	0	1	0	0	0	4	13
Mathias	g 31	1-4	0-2	3-4	5	4	1	0	1	1	5
Edwards	23	4-15	1-6	0-0	1	0	3	0	2	2	9
Smotherman	11	2-2	1-1	0-0	3	1	1	0	0	1	5
Cline	23	3-3	3-3	0-0	4	1	1	0	1	1	9
Albrecht	9	0-2	0-2	0-0	2	0	1	0	0	1	0
Team					0						
Totals	200	19-53	10-23	16-22	34	13	17	1	6	19	64

Total FG% 1st H: 7-28 25.0% 2nd H: 12-25 48.0% Game: 35.8%
3-Pt. FG% 1st H: 4-12 33.3% 2nd H: 6-11 54.5% Game: 43.5%
F Throw % 1st H: 1- 2 50.0% 2nd H: 15-20 75.0% Game: 72.7%

Score by Periods	1st	2nd	Total	Attendance:
Purdue	19	45	64	21,841
Louisville	33	38	71	Ties: 0
				Lead Changes: 2



2016-17 Louisville Men's Basketball LOUISVILLE Game-by-Game Highs (as of Nov 30, 2016) All games



Opponent	Date	Score	Points	Rebounds	Assists	Steals	Blocked shots
EVANSVILLE	11/11/16	78-47	19-JOHNSON, Jaylen	14-JOHNSON, Jaylen	3-MITCHELL, Donov SNIDER, Quentin	4-MITCHELL, Donov	3-JOHNSON, Jayl MAHMOUD, Ana
WILLIAM & MARY	11/14/16	91-58	17-KING, V.J.	10-MATHIANG, Mang	5-ADEL, Deng	4-ADEL, Deng	5-MATHIANG, Mar
LONG BEACH ST	11/17/16	88-56	14-JOHNSON, Jaylen	11-JOHNSON, Jaylen	5-SNIDER, Quentin McMAHON, Ryan	2-MATHIANG, Mango SPALDING, Ray MITCHELL, Donova	2-SPALDING, Ray MAHMOUD, Ana
vs Old Dominion	11/23/16	68-62	18-SNIDER, Quentin	12-JOHNSON, Jaylen	4-SNIDER, Quentin	7-MITCHELL, Donov	2-SPALDING, Ray
vs Wichita State	11/24/16	62-52	14-MITCHELL, Donov SNIDER, Quentin	9-SPALDING, Ray	5-MITCHELL, Donov	3-MITCHELL, Donov	6-MAHMOUD, Ana
vs Baylor	11/25/16	63-66	17-MITCHELL, Donov	8-MITCHELL, Donov	4-MITCHELL, Donov	1-MAHMOUD, Anas MITCHELL, Donova ADEL, Deng MATHIANG, Mango	1-MAHMOUD, Ana MATHIANG, Man
PURDUE	11/30/16	71-64	11-MATHIANG, Mang SPALDING, Ray	9-SPALDING, Ray	2-SNIDER, Quentin MAHMOUD, Anas ADEL, Deng	1-MATHIANG, Mango ADEL, Deng MITCHELL, Donova MAHMOUD, Anas JOHNSON, Jaylen McMAHON, Ryan	1-SPALDING, Ray MAHMOUD, Ana MITCHELL, Dono

2016-17 Louisville Photo Roster




0 V.J. King
F 6-6 190 Fr.
Cleveland, Ohio
(Paul VI Catholic HS)



1 Tony Hicks
G 6-1 180 Gr.
South Holland, Ill.
(Univ. of Pennsylvania)



4 Quentin Snider
G 6-2 175 Jr.
Louisville, Ky.
(Ballard HS)



5 Matz Stockman
F/C 7-0 240 Jr.
Oslo, Norway
(Canarias Bb. Acad.)



10 Jaylen Johnson
F 6-9 230 Jr.
Ypsilanti, Mich.
(Ypsilanti HS)



11 Jay Henderson
G 6-4 180 So.
Orlando, Fla.
(Lake Highland Prep)



12 Mangok Mathiang
C/F 6-10 220 Sr.
Melbourne, Australia
(IMG Academy/Fla.)



13 Ray Spalding
F 6-10 215 So.
Louisville, Ky.
(Trinity HS)




14 Anas Mahmoud
C/F 7-0 215 Jr.
Cairo, Egypt
(West Oaks Academy)



15 Tyler Sharpe
G 6-1 185 Fr.
Mt. Washington, Ky.
(Bullitt East HS)




22 Deng Adel
F 6-7 200 So.
Melbourne, Australia
(Victory Rock Prep)



23 David Levitch
G 6-3 180 Sr.
Goshen, Ky.
(North Oldham HS)



24 Dwayne Sutton
F 6-5 200 So.
Louisville, Ky.
(UNC Asheville)



30 Ryan McMahon
G 6-0 170 Fr.
Sarasota, Fla.
(Cardinal Mooney HS)



45 Donovan Mitchell
G 6-3 195 So.
Greenwich, Conn.
(Brewster Academy)



On The Bench



Pronunciation Guide:

- ♦ Adel (uh-DELL)
- ♦ Levitch (LEV-itch)
- ♦ Anas Mahmoud (AH-nus mah-MOOD)
- ♦ Mangok Mathiang (MANG-go, silent "K" MATH-ee-ang)
- ♦ Matz (Motts)

Dwayne Sutton will sit out the 2016-17 season after transferring from UNC Asheville.



Rick Pitino
Head Coach



Kenny Johnson
Associate Head Coach



Mike Balado
Assistant Coach



David Padgett
Assistant Coach



Michael Bowden
Dir. Basketball Operations