



# CHATTANOOGA MOCS

## Naismith Memorial Basketball Hall of Fame Women's Challenge

November 19-21, 2016 • KFC Yum! Center • Louisville, Kentucky  
Radio: 96.1 & 98.1 FM | Live Stats: GoMocs.com | Live Web Broadcast: TBD  
Facebook.com/GoMocs | Twitter.com/GoMocsWBK | Instagram.com/GoMocsWBK

### 2016-17 CHATTANOOGA WOMEN'S BASKETBALL SCHEDULE

| Date  | Opponent                  | Time/Result |
|-------|---------------------------|-------------|
| N.11  | at Rutgers                | W, 66-53    |
| N.14  | FLORIDA                   | L, 61-72    |
| N.17  | INDIANA                   | L, 76-79    |
| N.19  | 1 - vs. Lafayette College | 2:00 p.m.   |
| N.20  | 1 - vs. Bowling Green     | 2:00 p.m.   |
| N.21  | 1 - at Louisville         | 7:30 p.m.   |
| N.25  | WISCONSIN-GREEN BAY       | 2:00 p.m.   |
| N.27  | 1 - vs. Maine             | 6:00 p.m.   |
| N.29  | at Connecticut            | 7:00 p.m.   |
| D.03  | at Tennessee Martin       | 7:00 p.m.   |
| D.05  | STETSON                   | 6:30 p.m.   |
| D.20  | at Florida Gulf Coast     | 7:00 p.m.   |
| D.27  | NOTRE DAME                | 6:30 p.m.   |
| D.30  | at Presbyterian           | 2:00 p.m.   |
| J.04  | • at Samford              | 7:00 p.m.   |
| J.07  | • at Mercer               | 2:00 p.m.   |
| J.14  | • EAST TENNESSEE STATE    | 2:00 p.m.   |
| J.19  | • WESTERN CAROLINA        | 6:30 p.m.   |
| J.21  | • UNCG (DH)               | 2:00 p.m.   |
| J.26  | • at Wofford              | 11:00 a.m.  |
| J.28  | • at Furman               | 2:00 p.m.   |
| F.02  | • MERCER (DH)             | 5:30 p.m.   |
| F.04  | • SAMFORD (DH)            | 2:00 p.m.   |
| F.10  | • at East Tennessee State | 7:00 p.m.   |
| F.16  | • at UNCG                 | 7:00 p.m.   |
| F.18  | • at Western Carolina     | 2:00 p.m.   |
| F.23  | • FURMAN                  | 6:30 p.m.   |
| F.25  | • WOFFORD (DH)            | 2:00 p.m.   |
| M.2-5 | 2 - SoCon Tournament      | TBD         |

All times Eastern. All home games played at the McKenzie Arena unless otherwise noted. Home games in **BOLD CAPS**.  
• Southern Conference game. 1 - Naismith Memorial Hall of Fame Women's Challenge, Louisville, Ky./Springfield, Mass.  
2 - Southern Conference Tournament, Asheville, N.C.

### Athletics Communication

ASSISTANT DIRECTOR .....Anne C. Wehunt  
EMAIL .....Anne-Wehunt@utc.edu  
PHONE (OFFICE) ..... 423-425-4618  
PHONE (CELL) ..... 423-933-5764  
WEB .....GoMocs.com  
#GoMocs TWITTER .....@GoMocs

### WE ARE CHATTANOOGA

On first reference, it is acceptable to refer to us as "The University of Tennessee at Chattanooga".  
After that, our preferred name is "Chattanooga" or "UTC".  
Please DO NOT use "Tennessee-Chattanooga", "UT Chattanooga", or any other variation.

### CHATTANOOGA | SOUTHERN CONFERENCE

Jim Foster (Temple, 1980)  
Career Record: 866-325/39th year | Chattanooga Record: 83-18/4th year

### THE OPPONENTS

| November 20   2:00 p.m.<br>LAFAYETTE LEOPARDS   | November 21   2:00 p.m.<br>BOWLING GREEN FALCONS  | November 22   7:30 p.m.<br>LOUISVILLE CARDINALS  |
|---|---|--|
| Head Coach ..... Theresa Grentz<br>Alma Mater .... Immaculata, 1974<br>Overall ..... 678-335/35th season<br>School ..... 7-24/2nd season<br>Conference ..... Patriot League | Head Coach ..... Jennifer Roos<br>Alma Mater ..... Davidson, 1993<br>Overall ..... 73-57/5th season<br>School ..... same<br>Conference .... MAC-East Division | Head Coach ..... Jeff Walz<br>Alma Mater .. No. Kentucky, 1995<br>Overall ..... 234-85/9th season<br>School ..... same<br>Conference ..... ACC |
| GoLeopards.com  | BGSUFalcons.com   | GoCards.com  |

### CHATTANOOGA STARTING LINEUP



| Jasmine Joyner     | Queen Alford        | Keiana Gilbert     | Chelsey Shumpert   | Aryanna Gilbert   |
|--------------------|---------------------|--------------------|--------------------|-------------------|
| 6-2   Sr.   Center | 5-10   RSr.   Guard | 5-11   So.   Guard | 5-4   RJr.   Guard | 5-9   So.   Guard |
| Pts.....14.7       | Pts.....9.7         | Pts.....10.7       | Pts.....11.3       | Pts.....2.0       |
| Rebs.....7.3       | Rebs.....3.3        | Rebs.....6.7       | Rebs.....1.7       | Rebs.....2.7      |
| Asts.....0.7       | Asts.....0.7        | Asts.....3.3       | Asts.....2.3       | Asts.....1.3      |
| Stls.....1.7       | Stls.....0.0        | Stls.....0.7       | Stls.....0.3       | Stls.....0.2      |
| Blks.....2.0       | Blks.....0.0        | Blks.....0.3       | Blks.....0.0       | Blks.....0.0      |
| Mins.....30.7      | Mins.....21.3       | Mins.....36.0      | Mins.....31.0      | Mins.....23.7     |

### MOCS OFF THE BENCH

| No. | P | Yr.  | Name                 | PPG | RPG | APG | SPG | BLKS | MIN  |
|-----|---|------|----------------------|-----|-----|-----|-----|------|------|
| *4  | C | So.  | Arianne Whitaker     | --- | --- | --- | --- | ---  | ---  |
| 5   | G | Jr.  | Anna Claire Noblit   | --- | --- | --- | --- | ---  | ---  |
| 14  | G | Fr.  | Molly Melton         | --- | --- | --- | --- | ---  | ---  |
| 21  | F | RSr. | Sydney Vanlandingham | 0.0 | 0.5 | 0.0 | 0.0 | 0.0  | 2.5  |
| 22  | G | RSr. | Shelbie Davenport    | 4.7 | 1.3 | 2.0 | 1.0 | 0.3  | 15.0 |
| 23  | G | Sr.  | Moses Johnson        | 4.0 | 2.3 | 0.3 | 1.0 | 0.0  | 11.2 |
| 24  | G | So.  | Nakeia Burks         | --- | --- | --- | --- | ---  | ---  |
| 30  | C | RJr. | Ansley Chilton       | --- | --- | --- | --- | ---  | ---  |
| 33  | G | Fr.  | Lakelyn Bouldin      | 6.3 | 1.3 | 0.7 | 0.3 | 0.0  | 17.3 |
| 41  | C | RFr. | Ashlyn Wert          | 4.3 | 1.7 | 0.0 | 0.0 | 1.3  | 12.0 |

\*Redshirt due to NCAA transfer rules

# 2016-17 Chattanooga Women's Basketball

## GENERAL INFORMATION

The University of Tennessee at Chattanooga  
 Preferred Name ..... Chattanooga  
 Short Name ..... UTC  
 Location ..... Chattanooga, Tenn.  
 Founded ..... 1886 at Chattanooga University  
 Enrollment ..... 11,328  
 Colors (PMS) ..... Navy Blue (295), Old Gold (124)  
 Nickname ..... Mocs  
 Mascot ..... Scrappy  
 Facility (Cap) ..... The McKenzie Arena (10,526)  
 Affiliation ..... NCAA Division I  
 Conference ..... Southern  
 Time Zone ..... Eastern  
 Press Row Phone ..... 423.756.5476

## ADMINISTRATION

UT System President ..... Dr. Joe DiPietro  
 Chancellor ..... Dr. Steven Angle  
 Vice Chancellor/AD ..... David Blackburn  
 Faculty Athletics Rep ..... Dr. Debbie Ingram  
 Sr. Associate AD/SWA ..... Laura Herron  
 Sr. Associate AD ..... Scott Altizer  
 Sr. Associate AD ..... Andrew Horton  
 Associate AD ..... Dr. Emily Blackman  
 Associate AD ..... Dr. Jay Blackman  
 Associate AD ..... Rob Robinson  
 McKenzie Arena Box Office ..... 423.266.6672

## COACHING STAFF

### COACHING STAFF

Head Coach ..... Jim Foster  
 Alma Mater ..... Temple, 1980  
 Career Record/Years ..... 865-323/38 years  
 UTC Record/Years ..... 82-16/3 years  
 Assistant Coach ..... Katie Burrows  
 Alma Mater ..... Chattanooga, 2004  
 Assistant Coach ..... Brittany Johnson  
 Alma Mater ..... Ohio State, 2011  
 Assistant Coach ..... John McCray  
 Alma Mater ..... Ohio State, 2011  
 Director of Operations ..... Brianna Sanders  
 Alma Mater ..... Ohio State, 2014  
 Dir of SA Development ..... Jonathon Goldberg  
 Alma Mater ..... Emerson, 2014

## COMMUNICATIONS & MEDIA RELATIONS

Associate AD/Athletics Communications  
 Jay Blackman ..... 423.425.5292  
 Email ..... Jay-Blackman@utc.edu  
 Director/MBB Contact  
 Jim Horten ..... 423.425.2350  
 Email ..... James-Horten@utc.edu  
 Assistant Director/WBB Contact  
 Anne Wehunt ..... 423.425.4618  
 Email ..... Anne-Wehunt@utc.edu  
 Corey Belonzi, Assistant ..... 423.425.2116  
 Email ..... Corey-Belonzi@utc.edu  
 Mailing Address ..... 615 McCallie Ave  
 ..... Dept. 3503  
 ..... Chattanooga, TN 37403  
 Shipping Address ..... McKenzie Arena Room 132  
 ..... 720 East 4th St  
 ..... Chattanooga, TN 37403

## WOMEN'S BASKETBALL PROGRAM

### HISTORY

First Year ..... 1974-75  
 All-Time Record ..... 818-428 (.657)  
 NCAA Appearances ..... 14  
 (1989, 1991, 2001, 2002, 2003, 2004, 2006, 2007, 2008, 2010, 2013, 2014, 2015, 2016)  
 NCAA Record ..... 1-14  
 WNIT Appearances ..... 5  
 (1984 - Runner-Up \*NWIT, 2000, 2005, 2009, 2012)  
 WNIT (NWIT) Record ..... 4-5

### 2015-16 IN REVIEW

Overall Record ..... 24-8  
 Southern Conference Record/Finish ..... 12-2/T1st  
 SoCon Tournament ..... 3-0  
 NCAA ..... 0-1

### 2016-17 PREVIEW

Starters Returning/Lost ..... 4/1  
 Letterwinners Returning/Lost ..... 12/1

## This week in Chattanooga Women's Basketball

| Tuesday<br>11/22 | Wednesday<br>11/23 | Thursday<br>11/24  | Friday<br>11/25  | Saturday<br>11/26 | Sunday<br>11/27   | Monday<br>11/28 |
|------------------|--------------------|--------------------|--|-------------------|---|-----------------|
| Practice<br>TBD  | Practice<br>TBD    | Happy Thanksgiving | vs. Green Bay<br>2:00 p.m.<br>McKenzie Arena<br>Radio: 96.1 FM | Travel Day        | vs. Maine<br>6:00 p.m.<br>Springfield, Mass.<br>96.1 FM | Practice<br>TBD |

## Last Time Out

The University of Tennessee at Chattanooga women's basketball team put four scorers in double figures and shot a season-high 46.6 percent but fell 79-76 to No. 23 Indiana Thursday night at the McKenzie Arena. Junior Keiana Gilbert (Pulaski, Tenn.) scored a season-high 19 points with six rebounds and five assists. She was 8-of-13 from the field with two 3-pointers in 36 minutes. Joining her in double digits were seniors Queen Alford (Decatur, Ga.) with 17 points and Jasmine Joyner (Southaven, Miss.) with 15. Freshman Lakelyn Bouldin was 2-of-3 from beyond the arc and 4-for-4 from the free throw line for 10 points in her third game. With Indiana leading 75-70 with 3:05 to play, Joyner recorded her fourth block of the game, rejecting Tyra Buss' layup. Shumpert grabbed the rebound and two quick passes later, Gilbert connected on a layup to make it 75-72 at the 2:17 mark. Aryanna Gilbert (Pulaski, Tenn.) managed a steal on the ensuing possession and a pair of offensive rebounds led to a Keiana Gilbert layup with 1:22 remaining in the game to make it 75-74. After a pair of Hoosier free throws, Keiana Gilbert pulled the Mocs back to within one point on another layup, making it 77-76 with just 44 seconds to play. Alexis Gassion managed a jumper 22 seconds later making it 79-76. Chattanooga had a chance on their end of the court, but a turnover gave the ball back to Indiana with less than eight seconds. After a pair of fouls, Gassion missed both free throws and Gilbert's desperation shot at the buzzer bounced off the rim. Chattanooga falls to 1-2 on the year with its first back-to-back home losses since falling to No. 1 Tennessee and Auburn at the start of the 2004-05 season. Indiana improves to 3-0. Both teams had a strong start to the game, shooting 50 percent in the first quarter and tied 19-19. Chattanooga outscored Indiana 16-10 in the paint in the opening frame and had six second chance points on four offensive rebounds. Indiana outscored the Mocs 18-13 in the second quarter, holding UTC to just 5-of-15 from the field, to take a 37-32 lead into the half. The Hoosiers dominated the paint in the period 14-2 but the Mocs shot 3-of-8 from beyond the arc. After trailing 37-32 at the half, the Mocs outscored the Hoosiers 24-20 in the third and led three times. They were 6-of-9 from the field and 9-of-10 from the free throw line. Joyner led Chattanooga with nine points in the quarter making a pair of 3-pointers and was 3-of-4 on free throws. In the final period, Indiana got out to a 67-60 lead less than three minutes in. Chattanooga answered with a 10-4 run, cutting the advantage to 71-70 with 4:35 to play. Chattanooga was 27-of-58 from the field and hit a season-high eight 3-pointers. The Mocs made 14-of-17 from the free throw line and had 10 assists. Indiana outscored UTC 46-36 in the paint and 14-6 off turnovers, forcing the Mocs in to 10 on the night. Chattanooga had 12 second chance points on 11 offensive rebounds and the Hoosiers' bench outscored the Mocs 22-15. UTC outrebounded Indiana 33-31 with the difference being 11-9 on the offensive glass. Joyner led the Mocs with nine rebounds and four blocked shots. Alford pulled down six boards with two assists.

### UP NEXT:

vs. Green Bay  
 November 25  
 McKenzie Arena



## Mocs on the Air

### MOCS FLAGSHIP STATION



The women's basketball games are on the air all year long at 96.1 The Legend. When the men's and women's games coincide, the women's games are moved to 98.1 FM The Lake. Listen to the Voice of the Lady Mocs, Larry Ward who has called games for three of Chattanooga's five head coaches. This is his 20th season with the Mocs.

### CHAT WITH THE MOCS



Women's basketball head coach Jim Foster and men's basketball head coach Matt McCall meet fans each week at Pin Stripes at Perimeter Place for the weekly coaches radio show. The show is aired live every week from Splitz Bar and Grille and hosted by Jim Reynolds. Check GoMocs.com for the schedule.

### INSIDE CHATTANOOGA BASKETBALL



Inside Chattanooga, the weekly coaches show, airs each Thursday on GoMocs.com. Head coaches Jim Foster and Matt McCall alternate weeks to discuss the past week's games and look forward to the next. Catch all the action at GoMocs.com



# 2016-17 Chattanooga Women's Basketball

## 2016-17 Numerical Roster

| No. | Name                 | Pos. | Ht.  | Yr.  | Hometown/Previous School                          |
|-----|----------------------|------|------|------|---|
| 3   | Jasmine Joyner       | F/C  | 6-2  | Sr.  | Southaven, Miss./Southaven High School            |
| *4  | Arianne Whitaker     | F/C  | 6-3  | So.  | Cincinnati, Ohio/Westlake High School/Winthrop    |
| 5   | Anna Claire Noblit   | G    | 5-7  | Jr.  | Tuscumbia, Ala./Covenant Christian School         |
| 10  | Queen Alford         | F    | 5-10 | RSr. | Decatur, Ga./Decatur HS/Jacksonville University   |
| 14  | Molly Melton         | G    | 5-4  | So.  | Knoxville, Tenn./The Webb School of Knoxville     |
| 20  | Keiana Gilbert       | G/F  | 5-11 | Jr.  | Columbia, Tenn./Columbia Central High School      |
| 21  | Sydney Vanlandingham | G/F  | 5-11 | RSr. | Hermitage, Tenn./Wilson Central HS/UT Martin      |
| 22  | Shelbie Davenport    | G    | 6-0  | RSo. | Murfreesboro, Tenn./Clemson/Riverdale High School |
| 23  | Moses Johnson        | G    | 6-0  | Sr.  | Atlanta, Ga./Greenforest-McCaleb Christian Acad.  |
| 24  | Nakeia Burks         | G    | 5-10 | So.  | Huntsville, Ala./Huntsville High School           |
| 25  | Chelsey Shumpert     | G    | 5-4  | RJr. | Paducah, Ky./Tilghman High School                 |
| 30  | Ansley Chilton       | F/C  | 6-3  | RJr. | Trenton, Ga./Dade County High School              |
| 33  | Lakelyn Bouldin      | G    | 5-10 | Fr.  | Sparta, Tenn./Van Buren County High School        |
| 35  | Aryanna Gilbert      | G/F  | 5-9  | RJr. | Columbia, Tenn./Columbia Central High School      |
| 41  | Ashlyn Wert          | F/C  | 6-5  | RSo. | Lancaster, Pa./JP McCaskey High School            |

## 2016-17 Alphabetical Roster

| No. | Name                 | Pos. | Ht.  | Yr.  | Hometown/Previous School                          |
|-----|----------------------|------|------|------|---|
| 10  | Queen Alford         | F    | 5-10 | RSr. | Decatur, Ga./Decatur HS/Jacksonville University   |
| 33  | Lakelyn Bouldin      | G    | 5-10 | Fr.  | Sparta, Tenn./Van Buren County High School        |
| 24  | Nakeia Burks         | G    | 5-10 | So.  | Huntsville, Ala./Huntsville High School           |
| 30  | Ansley Chilton       | F/C  | 6-3  | RJr. | Trenton, Ga./Dade County High School              |
| 22  | Shelbie Davenport    | G    | 6-0  | RSo. | Murfreesboro, Tenn./Clemson/Riverdale High School |
| 35  | Aryanna Gilbert      | G/F  | 5-9  | RJr. | Columbia, Tenn./Columbia Central High School      |
| 20  | Keiana Gilbert       | G/F  | 5-11 | Jr.  | Columbia, Tenn./Columbia Central High School      |
| 23  | Moses Johnson        | G    | 6-0  | Sr.  | Atlanta, Ga./Greenforest-McCaleb Christian Acad.  |
| 3   | Jasmine Joyner       | F/C  | 6-2  | Sr.  | Southaven, Miss./Southaven High School            |
| 14  | Molly Melton         | G    | 5-4  | So.  | Knoxville, Tenn./The Webb School of Knoxville     |
| 5   | Anna Claire Noblit   | G    | 5-7  | Jr.  | Tuscumbia, Ala./Covenant Christian School         |
| 25  | Chelsey Shumpert     | G    | 5-4  | RJr. | Paducah, Ky./Tilghman High School                 |
| 21  | Sydney Vanlandingham | G/F  | 5-11 | RSr. | Hermitage, Tenn./Wilson Central HS/UT Martin      |
| 41  | Ashlyn Wert          | F/C  | 6-5  | RSo. | Lancaster, Pa./JP McCaskey High School            |
| *4  | Arianne Whitaker     | F/C  | 6-3  | So.  | Cincinnati, Ohio/Westlake High School/Winthrop    |

\* will sit out due to NCAA transfer rules

## 2016-17 Game-by-Game Leaders

| Date  | Game                 | Points      | Rebounds      | Assists                          | Steals                     | Blocked Shots           |
|-------|----------------------|-------------|---------------|----------------------------------|----------------------------|-------------------------|
| 11/11 | at Rutgers           | 18-Shumpert | 10-K. Gilbert | 3-Shumpert/A. Gilbert/K. Gilbert | 2-Joyner                   | 3-Wert                  |
| 11/14 | Florida              | 16-Joyner   | 8-Joyner      | 4-Shumpert/Davenport             | 3-Davenport/Johnson        | 1-Joyner/Davenport/Wert |
| 11/17 | Indiana              | 19-KGilbert | 9-Joyner      | 5-KGilbert                       | 1-KGilbert/Joyner/AGilbert | 4-Joyner                |
| 11/19 | v. Lafayette         |             |               |                                  |                            |                         |
| 11/20 | v. Bowling Green     |             |               |                                  |                            |                         |
| 11/21 | at Louisville        |             |               |                                  |                            |                         |
| 11/25 | Green Bay            |             |               |                                  |                            |                         |
| 11/27 | v. Maine             |             |               |                                  |                            |                         |
| 11/29 | at UConn             |             |               |                                  |                            |                         |
| 12/3  | at UT Martin         |             |               |                                  |                            |                         |
| 12/5  | Stetson              |             |               |                                  |                            |                         |
| 12/20 | at FGCU              |             |               |                                  |                            |                         |
| 12/27 | Notre Dame           |             |               |                                  |                            |                         |
| 12/30 | at Presbyterian      |             |               |                                  |                            |                         |
| 1/4   | at Samford           |             |               |                                  |                            |                         |
| 1/7   | at Mercer            |             |               |                                  |                            |                         |
| 1/14  | East Tennessee St    |             |               |                                  |                            |                         |
| 1/19  | Western Carolina     |             |               |                                  |                            |                         |
| 1/21  | UNCG                 |             |               |                                  |                            |                         |
| 1/26  | at Wofford           |             |               |                                  |                            |                         |
| 1/28  | at Furman            |             |               |                                  |                            |                         |
| 2/2   | Mercer               |             |               |                                  |                            |                         |
| 2/4   | Samford              |             |               |                                  |                            |                         |
| 2/10  | at East Tennessee St |             |               |                                  |                            |                         |
| 2/16  | at UNCG              |             |               |                                  |                            |                         |
| 2/18  | at Western Carolina  |             |               |                                  |                            |                         |
| 2/23  | Furman               |             |               |                                  |                            |                         |
| 2/25  | Wofford              |             |               |                                  |                            |                         |

## Coaching Staff

|                                    |                   |
|------------------------------------|-------------------|
| <b>Head Coach</b>                  | Jim Foster        |
| Alma Mater, Year                   | Temple, 1980      |
| <b>Assistant Coach</b>             | Katie Burrows     |
| Alma Mater, Year                   | Chattanooga, 2004 |
| <b>Assistant Coach</b>             | Brittany Johnson  |
| Alma Mater, Year                   | Ohio State, 2011  |
| <b>Assistant Coach</b>             | John McCray       |
| Alma Mater, Year                   | Ohio State, 2011  |
| <b>Director of Operations</b>      | Brianna Sanders   |
| Alma Mater, Year                   | Ohio State, 2014  |
| <b>Director of S-A Development</b> | Jonathon Goldberg |
| Alma Mater, Year                   | Emerson, 2014     |
| <b>Graduate Assistant</b>          | Alicia Payne      |
| Alma Mater, Year                   | Chattanooga, 2016 |

## Pronunciation Guide

|                          |             |
|--------------------------|-------------|
| Queen ALFORD .....       | ALL-ford    |
| NAKEIA Burks .....       | nuh-KEE-uh  |
| ANSLEY Chilton.....      | ANZ-lee     |
| ARYANNA Gilbert .....    | AR-ee-ON-uh |
| KEIANA Gilbert .....     | kee-ON-uh   |
| Anna Claire NOBLIT ..... | NOB-lit     |
| Chelsey SHUMPERT.....    | SHUMP-ert   |

## Game-by-Game Leaders

| Player           | Pts | Rbs | Asts | Stls | Blks |
|------------------|-----|-----|------|------|------|
| Davenport.....   | 1   | 1   | 1    | 1    | 1    |
| A. Gilbert ..... | 1   | 1   | 1    | 1    | 1    |
| K. Gilbert ..... | 1   | 1   | 2    | 1    | 1    |
| Johnson .....    | 1   | 1   | 1    | 1    | 1    |
| Joyner .....     | 1   | 2   | 2    | 2    | 2    |
| Shumpert.....    | 1   | 2   | 2    | 2    | 2    |
| Wert .....       | 2   | 2   | 2    | 2    | 2    |

## Double-Doubles

Keiana Gilbert..... at Rutgers..... 10pts, 10 rbs

## Redshirt

Sophomore Arianne Whitaker spent her first collegiate season at Winthrop. She was a three-time Big South Freshman of the Week She will sit out this season due to NCAA transfer rules.



# 2016-17 Chattanooga Women's Basketball

## 2016-17 SEASON BREAKDOWN

|                                   |                |
|-----------------------------------|----------------|
| Category .....                    | 2016-17 Record |
| Overall .....                     | 1-2            |
| SoCon .....                       | 0-0            |
| Non-Conference .....              | 1-2            |
| Home.....                         | 0-2            |
| Away .....                        | 1-0            |
| Neutral.....                      | 0-0            |
| When leading at half .....        | 1-0            |
| When trailing at half.....        | 0-2            |
| When tied at half.....            | 0-0            |
| Ahead with 10:00 to play .....    | 1-0            |
| Trailing with 10:00 to play ..... | 0-2            |
| Tied with 10:00 to play.....      | 0-0            |
| Ahead with 5:00 to play .....     | 1-0            |
| Trailing with 5:00 to play .....  | 0-2            |
| Tied with 5:00 to play.....       | 0-0            |
| Ahead with 2:00 to play .....     | 1-0            |
| Trailing with 2:00 to play .....  | 0-2            |
| Tied with 2:00 to play.....       | 0-0            |
| In Overtime.....                  | 0-0            |
| Shooting 50% or better .....      | 0-0            |
| Shooting less than 50% .....      | 1-2            |
| Opps. shot better than 50%.....   | 0-0            |
| Opps. shot less than 50% .....    | 1-2            |
| When outrebounding opponent ..... | 1-1            |
| When outrebounded.....            | 0-1            |
| Same rebounds.....                | 0-0            |
| Committing fewer turnovers .....  | 1-1            |
| Committing more turnovers.....    | 0-1            |
| Committing same turnovers.....    | 0-0            |
| UTC scores 70+ points .....       | 0-1            |
| UTC scores under 70 points.....   | 1-1            |
| In November.....                  | 1-2            |
| In December.....                  | 0-0            |
| In January .....                  | 0-0            |
| In February .....                 | 0-0            |
| In March .....                    | 0-0            |
| On Sunday .....                   | 0-0            |
| On Monday.....                    | 0-1            |
| On Tuesday.....                   | 0-0            |
| On Wednesday .....                | 0-0            |
| On Thursday .....                 | 0-1            |
| On Friday.....                    | 1-0            |
| On Saturday.....                  | 0-0            |
| Day Games.....                    | 1-0            |
| Night Games.....                  | 0-2            |
| Streaks                           |                |
| SoCon Streak .....                | Won 8          |
| Home Court.....                   | Lost 2         |
| Last Five Games.....              | 1-2            |
| Last 10 Games .....               | 1-1            |

## 2016-17 STARTING LINEUP

Alford, A.Gilbert, K.Gilbert, Joyner, Shumpert..... 1-2

## INDIVIDUAL NOTES

**Joyner Climbing in the Ranks** • Jasmine Joyner is making her way through the Chattanooga ranks. She has 954 points, 668 rebounds and 320 blocked shots. She is 46 points from the Mocs' 1,000-point club, needs 57 rebounds to enter UTC's Top 10 and 19 blocked shots to lead the SoCon.

**Joyner Named Preseason Player of the Year** • In the SoCon preseason coaches poll, the league selected senior Jasmine Joyner to be the favorite for Player of the Year. She led the Mocs in scoring and rebounding last season and was second in the nation for blocked shots.

**Three Named to Preseason All-Conference Team** • Jasmine Joyner, Queen Alford and Keiana Gilbert were all named to the Southern Conference preseason all-conference team by the league coaches. The trio all earned all-conference honors at the end of last season and were members of the SoCon All-Tournament Team.

**Sister Act** • The Mocs are one of 17 Division I teams with a set of sisters on the roster. Both Aryanna and Keiana are juniors with Aryanna gaining a redshirt year after sustaining an injury in her sophomore season. They are one of seven teams with a pair of non-twin sisters this year. Missouri is the only team in the country with two sets of sisters on the roster.

**Shumpert Strong in Return to Lineup** • Redshirt junior Chelsey Shumpert returned to the Mocs starting lineup after suffering a season-ending knee injury at Indiana last year. She led Chattanooga in its win over Rutgers with a career-high 18 points.

**Ashlyn Wert Strong in Relief** • Redshirt sophomore Ashlyn Wert was called upon in the season-opener to relieve starting center Jasmine Joyner. Wert had career highs for minutes played (21), points scored (8) and recorded a personal-best three blocked shots in the game.

**Davenport Makes Mocs Debut** • Redshirt Shelbie Davenport made her debut for Chattanooga this season after spending all of last season watching from the bench as a transfer. She started 20 games for Clemson as a freshman and was second on the team in scoring and 3-pointers made. She was third on the team in steals and scored in double figures 15 times.

**Queen Tops 1,000** • After two seasons at Jacksonville University, Queen Alford left the school with 724 career points. In her first year with the Mocs, she had 358 points and 1,072 over her career.

## COACH NOTES

**Foster Climbs into Top 10** • Jim Foster passed Montana's Robin Selvig for eighth on the NCAA all-time wins chart. He has 866 victories through 39 seasons.

**Payne Moves Position** • After four seasons holding court for the Mocs at point guard, graduate Alicia "Red" Payne earned her degree last spring and is now a student assistant coach for UTC. She graduated with honors as a Social Work major and will continue her studies in that field in graduate school. She was a two-time Southern Conference Defensive Player of the Year and the SoCon Tournament Most Outstanding Player last season.

**Goldberg Gets Permanent Post** • Jonathon Goldberg spent the last two seasons as the Mocs' graduate assistant coach. This year he moved into a full-time position as the Director of Student-Athlete Development.

**Foster Fastest to 75 wins** • With the Mocs win at UNCG, Jim Foster earned his 75th victory in just his 90th game. It is the fastest he has reached that mark in any of the four schools he has coached. It is also the fastest any UTC coach has reached the mark.

**Foster in it for the Long Haul** • Jim Foster is in his fourth season at the helm of the Mocs and his 39th season of coaching. He began his career at St. Joe's, moved on to Vanderbilt and had his latest stint at Ohio State. He starts the season as the eighth winningest coach in NCAA history (all levels) with 865 victories - tied with Montana's Robin Selvig. He is just the 11th coach in NCAA history to reach 800 wins. He is also the ONLY coach to advance four different teams to the NCAA Tournament and have four different teams ranked in the AP Poll and Preseason Poll.

## TEAM NOTES

**Home Openers** • In season-openers since 1974-75, the Mocs are 24-19. When opening the season at home, the Mocs are 14-4 and have won each of the last five. On the road, UTC is 7-10 and 3-5 in neutral site openers.

# 2016-17 Chattanooga Women's Basketball

**Mocs Picked to Repeat** • The Mocs have won four straight Southern Conference titles including all three of Jim Foster's season at Chattanooga. The SoCon coaches and media picked UTC to retain its title in both preseason polls.

**Preseason Poll** • The Mocs received votes in the Associated Press Preseason Poll for the second straight year. Last year UTC was 25th in the opening list.

**20 Wins** • The Mocs topped the 20-win mark for the 20th season since 1974-75 and fifth straight. Sharon Fanning had three 20-win seasons, Craig Parrott had one, Wes Moore topped 20 wins 13 times in 15 years and Jim Foster has reached the mark all three seasons at UTC. He has record 20 or more wins 26 times over his career and had more than 30 wins four times.

**Hot at Home** • UTC won its first five home games last year extending its home-court win streak to 17 games before falling to UConn at the end of November. UTC has won 66 of its last 70 games in the Roundhouse (94%). Those wins include two against Tennessee (#4 - 2014/#20 - 2012) one against #7 Stanford (2014) and three undefeated home court seasons.

**Chattanooga Milestone Win** • Chattanooga reached its 800th program win on December 13 with a 62-53 win at home against Belmont. The Mocs became the 33rd program in the NCAA to reach the 800-win plateau. The Mocs rank 30th all-time for winning percentage winning 63.5 percent of its games through the 2014-15 season.

**SoCon Foes Not Welcome** • The Mocs have won 43 consecutive SoCon games at home dating back to the 2010-11 season. Chattanooga's last loss was against App. State on Feb. 14, 2011.

**Long-Range Bombers** • The Mocs have made at least one 3-pointer in 533 consecutive games dating back to December 1999. Chattanooga reached the 500-game mark against Butler last year.

**Winning Program** • Over the last five years, the Mocs have posted an overall record of 126-36 (.778), ranking 14th in the NCAA for winning percentage over that time and 19th for wins.

**43 Seasons** • UTC begins its 43rd season of play as a Division I team and has had just five coaches in it's history. The Mocs are 819-430 over that time, averaging just under 20 wins per season.

## Southern Conference Predicted Order of Finish Coaches Poll

| Team (1st-Place Votes)..... | Total |
|-----------------------------|-------|
| 1. Chattanooga (5).....     | 47    |
| 2. Mercer (3).....          | 45    |
| 3. Samford .....            | 32    |
| 4. ETSU .....               | 31    |
| 5. Furman .....             | 30    |
| 6. Western Carolina.....    | 17    |
| 7. UNCG .....               | 12    |
| 8. Wofford .....            | 10    |

**2016-17 Preseason  
All-Conference Team**  
Shamauria Bridges, ETSU  
Tianna Tarter, ETSU  
Whitney Bunn, Furman  
Kahlia Lawrence, Mercer  
Sydni Means, Mercer  
Hannah Nichols, Samford  
**Queen Alford, Chattanooga**  
**Keiana Gilbert, Chattanooga**  
**Jasmine Joyner, Chattanooga**  
Ace Easter, Western Carolina

**2016-17 Preseason  
Player of the Year**  
**Jasmine Joyner, Chattanooga**

## SoCon Women's Basketball Predicted Order of Finish Media Poll

| Team (1st-Place Votes)..... | Total |
|-----------------------------|-------|
| 1. Chattanooga (11).....    | 122   |
| 2. Mercer (5).....          | 114   |
| 3. Samford .....            | 89    |
| 4. ETSU .....               | 80    |
| 5. Furman .....             | 74    |
| 6. Western Carolina.....    | 45    |
| 7. Wofford .....            | 31    |
| 8. UNCG .....               | 21    |

## Career by the Numbers

### SEASON/CAREER DOUBLE-DOUBLES

|                     | Season..... | Career |
|---------------------|-------------|--------|
| Keiana Gilbert..... | 1.....      | 4      |
| Moses Johnson.....  | 0.....      | 2      |
| Jasmine Joyner..... | 0.....      | 19     |

### SEASON/CAREER DOUBLE-FIGURE SCORING

|                            | Season..... | Career |
|----------------------------|-------------|--------|
| Queen Alford.....          | 2.....      | 17     |
| Lakelyn Bouldin .....      | 1.....      | 1      |
| Ansley Chilton .....       | 0.....      | 1      |
| Shelbie Davenport.....     | 1.....      | 16     |
| Aryanna Gilbert.....       | 0.....      | 10     |
| Keiana Gilbert.....        | 2.....      | 42     |
| Moses Johnson.....         | 0.....      | 9      |
| Jasmine Joyner.....        | 3.....      | 49     |
| Chelsey Shumpert .....     | 1.....      | 32     |
| Sydney Vanlandingham ..... | 0.....      | 1      |

### SEASON/CAREER 30-PLUS POINT SCORING

|                     | Season..... | Career |
|---------------------|-------------|--------|
| Jasmine Joyner..... | 0.....      | 1      |

### SEASON/CAREER 20-PLUS POINT SCORING

|                        | Season..... | Career |
|------------------------|-------------|--------|
| Queen Alford.....      | 0.....      | 5      |
| Aryanna Gilbert.....   | 0.....      | 1      |
| Keiana Gilbert.....    | 0.....      | 2      |
| Jasmine Joyner.....    | 0.....      | 8      |
| Chelsey Shumpert ..... | 0.....      | 3      |

### SEASON/CAREER DOUBLE-FIGURE REBOUNDING

|                     | Season..... | Career |
|---------------------|-------------|--------|
| Keiana Gilbert..... | 1.....      | 5      |
| Jasmine Joyner..... | 0.....      | 24     |
| Moses Johnson.....  | 0.....      | 4      |

### SEASON/CAREER FIVE-PLUS ASSIST

|                        | Season..... | Career |
|------------------------|-------------|--------|
| Aryanna Gilbert.....   | 0.....      | 1      |
| Keiana Gilbert.....    | 1.....      | 8      |
| Moses Johnson.....     | 0.....      | 1      |
| Jasmine Joyner.....    | 0.....      | 2      |
| Alicia Payne.....      | 0.....      | 24     |
| Chelsey Shumpert ..... | 0.....      | 5      |

### SEASON/CAREER FIVE-PLUS BLOCKS

|                     | Season..... | Career |
|---------------------|-------------|--------|
| Jasmine Joyner..... | 0.....      | 30     |

### SEASON/CAREER FIVE-PLUS STEALS

|                     | Season..... | Career |
|---------------------|-------------|--------|
| Keiana Gilbert..... | 0.....      | 1      |

### SEASON/CAREER THREE-PLUS 3-POINT FG MADE

|                          | Season..... | Career |
|--------------------------|-------------|--------|
| Queen Alford.....        | 0.....      | 3      |
| Ansley Chilton .....     | 0.....      | 1      |
| Shelbie Davenport.....   | 0.....      | 6      |
| Keiana Gilbert.....      | 0.....      | 2      |
| Jasmine Joyner.....      | 0.....      | 1      |
| Anna Claire Noblit ..... | 0.....      | 1      |
| Alicia Payne.....        | 0.....      | 1      |
| Chelsey Shumpert .....   | 0.....      | 16     |

### SEASON/CAREER STARTS

|                        | Season..... | Career |
|------------------------|-------------|--------|
| Queen Alford.....      | 3.....      | 24     |
| Shelbie Davenport..... | 0.....      | 20     |
| Aryanna Gilbert.....   | 3.....      | 59     |
| Keiana Gilbert.....    | 3.....      | 66     |
| Moses Johnson.....     | 0.....      | 8      |
| Jasmine Joyner.....    | 3.....      | 67     |
| Chelsey Shumpert ..... | 3.....      | 64     |
| Nakeia Burks.....      | 0.....      | 7      |

updated 11/18

# 2016-17 Chattanooga Women's Basketball

## UTC Win Streaks

### Winning Streak

| Overall | Begin - End         |
|---------|---------------------|
| 27      | 11/29/03 - 03/20/04 |
| 26      | 11/25/05 - 03/04/06 |
| 25      | 12/11/14 - 03/08/15 |
| 25      | 12/01/14 - 03/10/14 |
| 24      | 12/15/07 - 03/10/08 |
| 19      | 01/12/13 - 03/10/13 |
| 15      | 12/31/99 - 02/23/00 |
| 13      | 12/19/09 - 02/06/10 |
| 13      | 01/08/05 - 02/26/05 |
| 11      | 01/31/16 - 03/06/16 |
| 11      | 11/26/04 - 01/02/05 |
| 11      | 12/08/93 - 01/26/94 |
| 11      | 12/01/90 - 01/16/91 |

### Conference (regular season)

|           |                            |
|-----------|----------------------------|
| <b>52</b> | <b>01/12/13 - 01/16/16</b> |
| 35        | 02/10/03 - 01/02/05        |
| 30        | 02/12/07 - 12/31/08        |
| 20        | 12/10/05 - 12/30/06        |
| 16        | 12/05/99 - 02/19/00        |
| 14        | 02/16/02 - 01/25/03        |
| 13        | 01/08/05 - 02/26/05        |
| 11        | 12/19/09 - 02/06/10        |
| 11        | 01/23/85 - 01/18/86        |
| 10        | 01/05/09 - 02/09/09        |
| 10        | 12/19/00 - 01/27/01        |

### Conference (regular season home court)

|           |                           |
|-----------|---------------------------|
| <b>43</b> | <b>12/19/11 - present</b> |
| 33        | 02/10/03 - 12/30/06       |
| 24        | 01/15/07 - 02/09/09       |
| 15        | 12/30/00 - 02/02/02       |
| 14        | 12/05/09 - 01/08/11       |
| 13        | 01/23/84 - 02/03/86       |

### Conference (postseason)

|           |                           |
|-----------|---------------------------|
| <b>12</b> | <b>03/09/12 - present</b> |
| 12        | 03/02/01 - 03/06/04       |
| 10        | 03/03/06 - 03/06/09       |
| 6         | 02/28/84 - 03/08/86       |
| 4         | 03/05/10 - 03/05/11       |
| 4         | 03/09/89 - 03/08/90       |

### Home Court

|    |                     |
|----|---------------------|
| 40 | 11/11/11 - 11/16/14 |
| 25 | 12/04/04 - 11/10/06 |
| 17 | 11/24/14 - 11/28/15 |
| 16 | 02/10/03 - 02/28/04 |
| 12 | 11/28/07 - 11/17/08 |
| 12 | 11/19/00 - 02/19/01 |
| 11 | 12/05/09 - 02/27/10 |
| 10 | 12/01/08 - 02/09/09 |
| 10 | 02/25/87 - 02/09/88 |
| 9  | 12/16/15 - 02/27/16 |

## The Last Time ...

### INDIVIDUAL

|  |  |
|--|--|
| Triple-Double.....                       | Tishay Lewis v. UNCG, 2/19/00 (18p, 14r, 10a)                                  |
| Double-Double .....                      | Keiana Gilbert at Rutgers, 11/11/16 (10p, 10r)                                 |
| Double-Double with assists .....         | Laura Hall vs. Eastern Kentucky, 12/3/06 (12p, 12a)                            |
| Two with Double-Doubles .....            | Jasmine Joyner (14p, 13r), Keiana Gilbert (13p, 12r) vs. Austin Peay, 11/24/14 |
| 20 Points - 20 Rebounds.....             | Jasmine Joyner at Furman, 1/9/16 (21p, 20r)                                    |
| Scored 30-39 points.....                 | Jasmine Joyner, 31 vs. Tennessee Martin, 11/28/15                              |
| Scored 40 points or more .....           | Whitney Hood, 40 vs. Wofford, 1/2/11   |
| Two or more with 20 or more points ..... | Queen Alford (24), Jasmine Joyner (20) vs. Mercer, 2/20/16                     |
| Had 15-19 rebounds.....                  | Jasmine Joyner, 16 vs. Mercer, 2/20/2016                                       |
| Had 20-29 rebounds.....                  | Jasmine Joyner, 20 at Furman, 01/09/16   |
| 15 or more assists.....                  | Jan Cameron, 15 vs. W.Carolina, 3/13/92  |
| 10 or more assists.....                  | Alicia Payne, 11 vs. ETSU, 02/28/15  |
| Had 5-9 steals.....                      | Keiana Gilbert vs. Wofford, 02/06/16   |
| 10 or more steals.....                   | Charlotte Robinson, 10 vs. APSU, 1/24/81                                       |
| Had at least 4 blocked shots.....        | Jasmine Joyner, 4 vs. Indiana, 11/17/16  |
| 90% FG (min. 10 atts) .....              | Jasmine Joyner, 9-10 vs. UNCG, 3/5/15  |
| Made 10 or more Field Goals .....        | Jasmine Joyner, 10 vs. Mercer, 2/20/16   |
| Attempted 20 or more Field Goals .....   | Ashlen Dewart, 21 at College of Charleston, 2/16/13                            |
| Made 5 or more 3-pointers .....          | Chelsey Shumpert, 5 at UNCG, 1/19/15   |
| 100% Free Throws (min. 10 atts).....     | Taylor Hall, 11-11 vs. App.State, 3/10/13                                      |
| 90-99% Free Throws (min. 10 atts).....   | Queen Alford, 10-11 vs. UNCG, 1/16/16  |
| 15 or more Free Throws .....             | Shanara Hollinquest, 15 vs. Davidson, 1/17/09                                  |
| 10 or more Free Throws.....              | Queen Alford, 10 vs. UNCG, 1/16/16   |

### TEAM

|                                      |                                   |  |
|--------------------------------------|-----------------------------------|--|
| 4 in double figures.....             | vs. Indiana, 11/17/16             | <b>Team 3-Pointers (minimum 8 attempts)</b>              |
| 5 in double figures.....             | vs. Western Carolina, 01/17/15    | Shot 40-49% ..... 40.0 (8-20) vs. Indiana, 11/17/16      |
| 6 in double figures.....             | vs. Alabama, 11/08/13             | Shot 50-59% ..... 53.3 (8-15) vs. Wofford, 02/06/16      |
| 0 in double figures.....             | vs. Stanford, 12/28/15            | Shot 60-69% ..... 60.0 vs. Mercer, 02/20/16              |
| 3 with 10+ rebounds .....            | vs. Elon, 01/30/10                | Shot 70-79% ..... 75.0 at UNCG, 01/19/15                 |
| Shot 50-59% .....                    | 53.8 vs. Mercer, 02/20/16         | Shot 80-89% ..... 80.0 vs. SE Louisiana, 12/10/88        |
| Shot 60-69% .....                    | 65.1 at UNCG, 01/19/15            | Made 10-14 3's..... 12 at UNCG, 01/19/15                 |
| Made 30-39 FGs .....                 | 30 vs. Western Carolina, 01/13/16 | Made 15 or more .....16 vs. Georgia Southern, 12/04/10   |
| Made 40-49 FGs .....                 | 40 at Samford, 11/27/01           | 20-29 3-pters att'd..... 20 vs. Indiana, 11/17/16        |
| Attempted 60-69 FGs .....            | 62 vs. Belmont, 12/16/15          | 30-39 3-pters att'd..... 31 at UT Martin, 12/13/14       |
| Attempted 70-79 FGs .....            | 70 vs. Davidson, 03/11/13         | No 3-pointers..... 0 vs Tennessee State, 12/16/99        |
| Attempted 80+ FGs.....               | 81 vs. CofCharleston, 01/21/06    | Opp No 3-pointers..... 0 at Samford, 01/23/16            |
| Scored 100+ points.....              | 104 vs. Wofford, 12/10/05         | 500th consecutive game w/3ptr ..... vs. Butler, 11/15/15 |
| Had 40-49 rebounds.....              | 43 at UNCG, 02/11/16              |  |
| Had 50-59 rebounds.....              | 50 vs. Wofford, 01/18/14          | <b>Team Free Throws (minimum 12 attempts)</b>            |
| Had 60 or more rebs.....             | 64 vs. Richmond, 12/29/09         | Shot 80-89% ..... 82.4 (14-17) vs. Indiana, 11/17/16     |
| Had 20-29 assists.....               | 22 at Western Carolina, 02/16/15  | Shot 90-99% ..... 94.4 (17-18) at Rutgers, 11/11/16      |
| Had 30 or more assists .....         | 30 at W.Carolina, 01/06/03        | Shot 100% ..... 100.0 at Elon, 12/17/09                  |
| Had 15-19 steals.....                | 17 at UT Martin, 12/13/14         | Made 20-29 FTs ..... 22 vs. Appalachian State, 03/10/13  |
| Had 20 or more steals .....          | 23 vs. UNCG, 03/02/14             | Made 30-39 FT ..... 30 vs. Appalachian St., 02/16/04     |
| Scored less than 50.....             | 49 vs. Samford, 03/04/16          | 30-39 FT atts..... 31 at Georgia Southern, 01/09/12      |
| Opp. scored less than 50 .....       | 41 vs. Samford, 03/04/16          | 40-49 FT atts..... 42 vs. Appalachian State, 02/16/04    |
| Opp. scored < 10 pts in a half ..... | 7 by CofC, 02/12/00               | 50 or more..... 50 vs. Col. of Charleston, 01/09/99      |
| Allowed 100 points.....              | 103 by Tennessee, 11/15/10        | 10-or-less atts..... 9 at Mississippi State, 03/18/16    |
| Less than 10 turnovers .....         | 7 vs. ETSU, 02/27/16              | 5-or-less FTs made..... 5 vs. Mercer, 02/20/16           |

# 2016-17 Chattanooga Women's Basketball

## HEAD COACH JIM FOSTER (TEMPLE, 1980) - 8th all-time for NCAA victories

CAREER RECORD: 866-325/39th year | UTC RECORD: 83-18/4th year

### Jim Foster Quick Facts:

Born: Oct. 16, 1948; Abington, Pa.

Hometown: Cheltenham, Pa.

High School: Cardinal Dougherty (Philadelphia)

Alma Mater: Temple, 1980

Married: To the former Donna Ries

Children: Two Sons - Christian, Andrew.

Daughter-in-law, April

Grandsons: George and Oliver.

- Women's Basketball Hall of Fame - 2013
- First Division I coach to take four different teams to the NCAA Tournament
- First coach to have four teams ranked in the AP Top 25 and AP Preseason Top 25
- 866 career wins
- Eighth all-time in NCAA history for career wins (active and non-active)
- Sixth all-time among active coaches for career wins
- Four-time member of selection committee for USA Basketball
- First male elected president of the WBCA

- 39th fastest to 600 career wins (600-252) reached in 28th season on Feb. 20, 2006
- 16th fastest to 700 career wins (700-273) reached in 32nd season on Dec. 31, 2009
- 11th fastest to 800 career wins (800-310) reached in 36th season on Jan. 25, 2014

- 29 Postseason appearances in 37 years – 28 NCAA Tournaments
- One Final Four (Vanderbilt, 1993)
- Four Elite Eights (Vanderbilt, 1992, 1996, 2001, 2002)
- Six Sweet Sixteens (Vanderbilt, 1994, 1995, 1997 – Ohio State, 2005, 2009, 2011)

- Only the second collegiate coach – men's or women's at any level – to record 200 wins at three different schools

- 2015 SoCon Coach of the Year
- Four-time Big Ten Coach of the Year (2005-07, 09)
- Four-time TSWA Coach of the Year (2-Vandy; 2-UTC)
- 1993 United States Basketball Writers Association Coach of the Year
- 1985 NCAA Coach of the Year honors (team was 25-5, won A10 title and made NCAA tournament)
- Three SEC Tournament titles ('93, '95, '02) – runner up ('94, '01)

### International Coaching Experience:

2003 Young Women's National Team - Head Coach, Gold Medal

1997 World University Games - Head Coach, Gold Medal

1993 Junior National Team - Head Coach

1992 Olympic Team - Assistant Coach, Bronze Medal

1991 Junior National Team - Head Coach

1990 World Championship Team - Assistant Coach, Gold Medal

1989 World Junior Championships - Assistant Coach

1987 Olympic Festival - Assistant Coach, Gold Medal

### FOSTER'S YEARLY RECORDS

| Year    | University   | Overall |    | Conference |       | Conference          | Postseason       |
|---------|--------------|---------|----|------------|-------|---------------------|------------------|
|         |              | W       | L  | W          | L     |                     |                  |
| 1978-79 | St. Joseph's | 16      | 9  | N/A        | N/A   | N/A                 | AIAC First Round |
| 1979-80 | St. Joseph's | 11      | 15 | 3          | 1     | Big 5*              |                  |
| 1980-81 | St. Joseph's | 14      | 11 | 2          | 2     | Big 5               |                  |
| 1981-82 | St. Joseph's | 16      | 12 | 2          | 2     | Big 5               |                  |
| 1982-83 | St. Joseph's | 15      | 13 | 3          | 1     | Big 5               |                  |
| 1983-84 | St. Joseph's | 17      | 10 | 3 • 3      | 1 • 5 | Big 5 • Atlantic 10 |                  |
| 1984-85 | St. Joseph's | 25      | 5  | 4 • 7      | 0 • 1 | Big 5 • Atlantic 10 | NCAA 1st Round   |
| 1985-86 | St. Joseph's | 22      | 7  | 2 • 12     | 1 • 4 | Big 5 • Atlantic 10 | NCAA 2nd Round   |
| 1986-87 | St. Joseph's | 23      | 9  | 3 • 14     | 1 • 4 | Big 5 • Atlantic 10 | NCAA 2nd Round   |
| 1987-88 | St. Joseph's | 24      | 8  | 3 • 16     | 1 • 2 | Big 5 • Atlantic 10 | NCAA 2nd Round   |
| 1988-89 | St. Joseph's | 23      | 8  | 2 • 16     | 2 • 2 | Big 5 • Atlantic 10 | NCAA 2nd Round   |
| 1989-90 | St. Joseph's | 24      | 7  | 4 • 16     | 0 • 2 | Big 5 • Atlantic 10 | NCAA 1st Round   |
| 1990-91 | St. Joseph's | 18      | 12 | 4 • 10     | 0 • 8 | Big 5 • Atlantic 10 |                  |
| 1991-92 | Vanderbilt   | 22      | 9  | 6          | 5     | SEC                 | NCAA Elite Eight |
| 1992-93 | Vanderbilt   | 30      | 3  | 9          | 2     | SEC                 | NCAA Final Four  |
| 1993-94 | Vanderbilt   | 25      | 8  | 9          | 2     | SEC                 | NCAA Sweet 16    |
| 1994-95 | Vanderbilt   | 28      | 7  | 8          | 3     | SEC                 | NCAA Sweet 16    |
| 1995-96 | Vanderbilt   | 23      | 8  | 7          | 4     | SEC                 | NCAA Elite Eight |
| 1996-97 | Vanderbilt   | 20      | 11 | 6          | 6     | SEC                 | NCAA Sweet 16    |
| 1997-98 | Vanderbilt   | 20      | 9  | 9          | 5     | SEC                 | NCAA 1st Round   |
| 1998-99 | Vanderbilt   | 13      | 14 | 6          | 8     | SEC                 |                  |
| 1999-00 | Vanderbilt   | 21      | 13 | 6          | 8     | SEC                 | NCAA 2nd Round   |
| 2000-01 | Vanderbilt   | 24      | 10 | 8          | 6     | SEC                 | NCAA Elite Eight |
| 2001-02 | Vanderbilt   | 30      | 7  | 10         | 4     | SEC                 | NCAA Elite Eight |
| 2002-03 | Ohio State   | 22      | 10 | 10         | 6     | Big Ten             | NCAA 2nd Round   |
| 2003-04 | Ohio State   | 21      | 10 | 11         | 5     | Big Ten             | NCAA 2nd Round   |
| 2004-05 | Ohio State   | 30      | 5  | 14         | 2     | Big Ten             | NCAA Sweet 16    |
| 2005-06 | Ohio State   | 29      | 3  | 15         | 1     | Big Ten             | NCAA 2nd Round   |
| 2006-07 | Ohio State   | 28      | 4  | 15         | 1     | Big Ten             | NCAA 1st Round   |
| 2007-08 | Ohio State   | 22      | 9  | 13         | 5     | Big Ten             | NCAA 1st Round   |
| 2008-09 | Ohio State   | 29      | 6  | 15         | 3     | Big Ten             | NCAA Sweet 16    |
| 2009-10 | Ohio State   | 31      | 5  | 15         | 3     | Big Ten             | NCAA 2nd Round   |
| 2010-11 | Ohio State   | 24      | 10 | 10         | 6     | Big Ten             | NCAA Sweet 16    |
| 2011-12 | Ohio State   | 25      | 7  | 11         | 5     | Big Ten             | NCAA 1st Round   |
| 2012-13 | Ohio State   | 18      | 13 | 7          | 9     | Big Ten             |                  |
| 2013-14 | Chattanooga  | 29      | 4  | 18         | 0     | Southern            | NCAA 1st Round   |
| 2014-15 | Chattanooga  | 29      | 4  | 14         | 0     | Southern            | NCAA 1st Round   |
| 2015-16 | Chattanooga  | 24      | 8  | 12         | 2     | Southern            | NCAA 1st Round   |
| 2016-17 | Chattanooga  | 1       | 2  | 0          | 0     | Southern            |                  |

\* The Big 5 is a city-wide series between Philadelphia schools LaSalle, Pennsylvania, St. Joseph's, Temple and Villanova

| OVERALL (38th year)     | 866 | 325 | .727 | OVERALL CONFERENCE    | 393 | 141 | .735 |
|-------------------------|-----|-----|------|-----------------------|-----|-----|------|
| Chattanooga (4th year)  | 83  | 18  | .822 | Southern (4th year)   | 44  | 2   | .956 |
| Ohio State (11 years)   | 279 | 82  | .773 | Big Ten (11 years)    | 136 | 46  | .747 |
| Vanderbilt (11 years)   | 256 | 99  | .721 | SEC (11 years)        | 84  | 53  | .613 |
| St. Joseph's (13 years) | 248 | 126 | .663 | Big 5 (12 years)      | 35  | 12  | .745 |
|                         |     |     |      | Atlantic 10 (8 years) | 94  | 28  | .770 |



# 2016-17 Chattanooga Women's Basketball

## MOCS SEASON/CAREER-HIGH

### 3 • Jasmine Joyner

| Category | Season                           | Career                                |
|----------|----------------------------------|---------------------------------------|
| Points   | 16 vs. Florida..... 11/14        | 31 vs. UT Martin ..... 11/28/15       |
| Rebounds | 9 vs. Indiana..... 11/17         | 20 (3) last at Furman..... 01/09/16   |
| Assists  | 2 vs. Indiana..... 11/17         | 5 (2) last vs. Mercer ..... 02/20/16  |
| Steals   | 2 (2) last vs. Florida.... 11/14 | 4 at Belmont ..... 12/11/14           |
| Blocks   | 4 vs. Indiana..... 11/17         | 8 (4) last vs. Samford ..... 03/04/16 |
| Minutes  | 37 vs. Indiana..... 11/17        | 45 vs. Southern Miss..... 11/20/15    |
| FGs      | 6 vs. Florida..... 11/14         | 11 vs. UT Martin ..... 11/28/15       |
| 3FGs     | 2 vs. Indiana..... 11/17         | 3 vs. Southern Miss..... 11/20/15     |
| FTs      | 5 at Rutgers..... 11/11          | 7 (2) last at Furman..... 01/09/16    |

### 5 • Anna Claire Noblit

| Category | Season    | Career                               |
|----------|-----------|--------------------------------------|
| Points   | none..... | 9 vs. Arkansas State ..... 11/25/15  |
| Rebounds | none..... | 3 at Wofford..... 01/10/15           |
| Assists  | none..... | 2 at Wofford..... 01/10/15           |
| Steals   | none..... | 1 (3) vs. UT Martin ..... 11/28/15   |
| Blocks   | none..... | 1 vs. Morgan State ..... 12/20/14    |
| Minutes  | none..... | 16 vs. Arkansas State ..... 11/25/15 |
| FGs      | none..... | 3 vs. Arkansas State ..... 11/25/15  |
| 3FGs     | none..... | 3 vs. Arkansas State ..... 11/25/15  |
| FTs      | none..... | none                                 |

### 10 • Queen Alford

| Category | Season                    | Career                                 |
|----------|---------------------------|--|
| Points   | 17 vs. Indiana..... 11/17 | 25 vs. USC Upstate ..... *02/25/13     |
| Rebounds | 6 vs. Indiana..... 11/17  | 15 at Mercer ..... *02/11/13           |
| Assists  | 2 vs. Indiana..... 11/17  | 4 (5) last vs. Stetson ..... *02/22/14 |
| Steals   | none.....                 | 6 vs. North Florida ..... *02/16/13    |
| Blocks   | none.....                 | 2 (3) last vs. So Miss..... 11/20/15   |
| Minutes  | 30 vs. Indiana..... 11/17 | 40 at Lipscomb..... *02/13/14          |
| FGs      | 7 vs. Indiana..... 11/17  | 12 vs. USC Upstate..... *02/25/13      |
| 3FGs     | 2 at Rutgers..... 11/11   | 4 (2) last vs. Mercer ..... 02/20/16   |
| FTs      | 2 vs. Indiana..... 11/17  | 10 vs. UNCG ..... 01/16/16             |

\* at Jacksonville

### 14 • Molly Melton

| Category | Season    | Career                                 |
|----------|-----------|--|
| Points   | none..... | none                                   |
| Rebounds | none..... | 1 (2) last vs. W.Carolina.... 03/03/16 |
| Assists  | none..... | 1 vs. Arkansas State ..... 11/25/15    |
| Steals   | none..... | none                                   |
| Blocks   | none..... | none                                   |
| Minutes  | none..... | 5 vs. Arkansas State ..... 11/25/15    |
| FGs      | none..... | none                                   |
| 3FGs     | none..... | none                                   |
| FTs      | none..... | none                                   |

### 20 • Keiana Gilbert

| Category | Season                          | Career                              |
|----------|---------------------------------|-------------------------------------|
| Points   | 19 vs. Indiana..... 11/17       | 27 vs. Tennessee ..... 11/26/14     |
| Rebounds | 10 at Rutgers..... 11/11        | 13 at UNCG ..... 01/19/15           |
| Assists  | 5 vs. Indiana..... 11/17        | 6 vs. Austin Peay ..... 11/24/14    |
| Steals   | 1 (2) last vs. Indiana... 11/17 | 5 vs. Wofford..... 02/06/16         |
| Blocks   | 1 vs. Indiana..... 11/17        | 2 (8) last vs. Furman..... 02/04/16 |
| Minutes  | 38 at Rutgers..... 11/11        | 43 vs. Southern Miss..... 11/20/15  |
| FGs      | 8 vs. Indiana..... 11/17        | 11 vs. Tennessee ..... 11/26/14     |
| 3FGs     | 2 vs. Indiana..... 11/17        | 3 vs. Furman ..... 02/04/16         |
| FTs      | 2 at Rutgers..... 11/11         | 7 vs. South Florida ..... 11/16/14  |

### 21 • Sydney Vanlandingham

| Category | Season                   | Career                                |
|----------|--------------------------|---------------------------------------|
| Points   | none.....                | 12 at Tennessee Tech ..... *01/21/13  |
| Rebounds | 1 vs. Indiana..... 11/17 | 6 (4) last vs. Samford ..... 02/17/16 |
| Assists  | none.....                | 3 (3) last vs. Samford ..... 02/17/16 |
| Steals   | none.....                | 3 (4) last at SIUE..... *01/26/13     |
| Blocks   | none.....                | 3 vs. Austin Peay ..... *01/07/13     |
| Minutes  | 2 at Rutgers..... 11/11  | 37 at SIU Edwardsville.... *01/26/13  |
| FGs      | none.....                | 4 (5) vs. Wofford ..... 02/06/16      |
| 3FGs     | none.....                | 4 at Tennessee Tech ..... *01/21/13   |
| FTs      | none.....                | 6 vs. SIU Edwardsville.... *12/28/14  |

\* at Tennessee Martin

### 22 • Shelby Davenport

| Category | Season                           | Career                                 |
|----------|----------------------------------|--|
| Points   | 14 vs. Florida..... 11/14        | 19 at Boston College ..... *02/05/15   |
| Rebounds | 2 (2) last vs. Florida.... 11/14 | 8 (2) last vs. Syracuse..... *02/26/15 |
| Assists  | 4 vs. Florida..... 11/14         | 4 (2) last vs. Florida..... 11/14/16   |
| Steals   | 3 vs. Florida..... 11/14         | 6 vs. Virginia Tech ..... *01/02/15    |
| Blocks   | 1 vs. Florida..... 11/14         | 2 (4) last vs. Syracuse..... *02/05/15 |
| Minutes  | 31 vs. Florida..... 11/14        | 39 vs. Furman ..... *11/23/14          |
| FGs      | 4 vs. Florida..... 11/14         | 7 vs. UNCG ..... *11/14/14             |
| 3FGs     | 3 vs. Florida..... 11/14         | 4 (2) last at BC..... *02/05/15        |
| FTs      | 3 vs. Florida..... 11/14         | 4 (3) last at Pittsburgh.... *03/01/15 |

\*at Clemson

### 23 • Moses Johnson

| Category | Season                    | Career                               |
|----------|---------------------------|--------------------------------------|
| Points   | 9 vs. Florida..... 11/14  | 16 vs. East Carolina ..... 12/18/15  |
| Rebounds | 4 vs. Florida..... 11/14  | 14 at UNCW ..... 12/19/15            |
| Assists  | 1 vs. Florida..... 11/14  | 5 vs. Mercer ..... 02/20/16          |
| Steals   | 3 vs. Florida..... 11/14  | 3 (2) last vs. Florida..... 11/14/16 |
| Blocks   | none.....                 | 2 at Western Carolina ..... 02/13/16 |
| Minutes  | 20 vs. Florida..... 11/14 | 40 vs. East Carolina ..... 12/18/15  |
| FGs      | 3 vs. Florida..... 11/14  | 6 vs. Belmont ..... 12/16/15         |
| 3FGs     | 2 vs. Florida..... 11/14  | 2 (4) last vs. Florida..... 11/14/16 |
| FTs      | 3 at Rutgers..... 11/11   | 5 vs. East Carolina ..... 12/18/15   |



# 2016-17 Chattanooga Women's Basketball

## MOCS SEASON/CAREER-HIGH

### 24 • Nakeia Burks

| Category | Season    | Career                            |
|----------|-----------|-----------------------------------|
| Points   | none..... | 6 (2) last vs. Harvard .....01/04 |
| Rebounds | none..... | 2 vs. Western Carolina .....01/13 |
| Assists  | none..... | 1 vs. Western Carolina .....01/13 |
| Steals   | none..... | 1 (2) last vs. Furman.....02/04   |
| Blocks   | none..... | 1 vs. Harvard.....01/04           |
| Minutes  | none..... | 25 vs. Belmont .....12/16         |
| FGs      | none..... | 2 (2) last vs. Harvard .....01/04 |
| 3FGs     | none..... | 2 vs. Harvard.....01/04           |
| FTs      | none..... | 2 (3) last at UNCW .....12/19     |

### 25 • Chelsey ShumPERT

| Category | Season                          | Career                               |
|----------|---------------------------------|--------------------------------------|
| Points   | 18 at Rutgers.....11/11         | same                                 |
| Rebounds | 3 at Rutgers.....11/11          | 7 at Samford .....02/24/14           |
| Assists  | 4 vs. Florida.....11/14         | 7 vs. Western Carolina .....02/10/14 |
| Steals   | 1 vs. Florida.....11/14         | 4 vs. Appalachian State ....02/08/14 |
| Blocks   | none.....                       | 1 at UNCG .....12/14/13              |
| Minutes  | 39 at Rutgers.....11/11         | same                                 |
| FGs      | 5 at Rutgers.....11/11          | 6 (2) last at Samford.....02/24/14   |
| 3FGs     | 1 (3) last vs. Indiana ...11/17 | 3 (4) last vs. UNCG .....03/02/14    |
| FTs      | 7 at Rutgers.....11/11          | same                                 |

### 30 • Ansley Chilton

| Category | Season    | Career                                |
|----------|-----------|---------------------------------------|
| Points   | none..... | 15 at Tennessee .....11/23/15         |
| Rebounds | none..... | 5 at Butler .....11/19/14             |
| Assists  | none..... | 2 vs. Butler .....11/15/15            |
| Steals   | none..... | 1 (2) last vs. W.Carolina....01/13/16 |
| Blocks   | none..... | 2 vs. W.Carolina.....01/13/16         |
| Minutes  | none..... | 27 at Tennessee .....11/23/15         |
| FGs      | none..... | 6 at Tennessee .....11/23/15          |
| 3FGs     | none..... | 3 at Tennessee .....11/23/15          |
| FTs      | none..... | 3 vs. Wofford.....02/09/15            |

### 33 • Lakelyn Bouldin

| Category | Season/Career            |
|----------|--------------------------|
| Points   | 10 vs. Indiana.....11/17 |
| Rebounds | 3 vs. Florida.....11/14  |
| Assists  | 2 vs. Florida.....11/14  |
| Steals   | 1 vs. Florida.....11/14  |
| Blocks   | none                     |
| Minutes  | 25 vs. Florida.....11/14 |
| FGs      | 3 vs. Florida.....11/14  |
| 3FGs     | 2 vs. Indiana.....11/17  |
| FTs      | 4 vs. Indiana.....11/17  |

### 35 • Aryanna Gilbert

| Category | Season                          | Career                                |
|----------|---------------------------------|---------------------------------------|
| Points   | 2 (2) last vs. Florida....11/14 | 26 vs. Austin Peay .....11/24/14      |
| Rebounds | 4 (2) last vs. Indiana...11/17  | 8 vs. Austin Peay .....11/24/14       |
| Assists  | 3 at Rutgers.....11/11          | 5 vs. Southern Miss.....11/20/15      |
| Steals   | 1 vs. Indiana.....11/17         | 4 (3) last at Tennessee .....11/23/15 |
| Blocks   | none.....                       | 4 vs. UNCG .....01/16/16              |
| Minutes  | 28 (2) last vs. Indiana .11/17  | 39 vs. Southern Miss.....11/20/15     |
| FGs      | 1 (3) last vs. Indiana ...11/17 | 13 vs. Austin Peay .....11/24/14      |
| 3FGs     | none.....                       | 2 (3) last vs. Mercer .....03/06/16   |
| FTs      | none.....                       | 4 vs. South Florida .....11/16/14     |

### 41 • Ashlyn Wert

| Category | Season                  | Career                               |
|----------|-------------------------|--------------------------------------|
| Points   | 8 at Rutgers.....11/11  | same                                 |
| Rebounds | 3 vs. Indiana.....11/17 | same                                 |
| Assists  | none.....               | 1 vs. Western Carolina .....01/13/16 |
| Steals   | none.....               | none                                 |
| Blocks   | 3 at Rutgers.....11/11  | same                                 |
| Minutes  | 21 at Rutgers.....11/11 | same                                 |
| FGs      | 4 at Rutgers.....11/11  | same                                 |
| 3FGs     | none.....               | none                                 |
| FTs      | 3 vs. Indiana.....11/17 | same                                 |

# 2016-17 Chattanooga Women's Basketball

## 2015-16 SOUTHERN CONFERENCE STANDINGS

| Team               | Record     | Pct         | SoCon      |            |        | Record     | Pct         | Overall    |            |            |           |
|--------------------|------------|-------------|------------|------------|--------|------------|-------------|------------|------------|------------|-----------|
|                    |            |             | Home       | Away       | Streak |            |             | Home       | Away       | Neutral    | Streak    |
| Mercer             | 0-0        | .000        | 0-0        | 0-0        | -      | 2-1        | .667        | 2-0        | 0-1        | 0-0        | W1        |
| UNCG               | 0-0        | .000        | 0-0        | 0-0        | -      | 2-1        | .667        | 1-1        | 1-0        | 0-0        | W1        |
| ETSU               | 0-0        | .000        | 0-0        | 0-0        | -      | 1-1        | .500        | 0-1        | 1-0        | 0-0        | L1        |
| Samford            | 0-0        | .000        | 0-0        | 0-0        | -      | 1-1        | .500        | 1-0        | 0-1        | 0-0        | W1        |
| Wofford            | 0-0        | .000        | 0-0        | 0-0        | -      | 1-1        | .500        | 1-0        | 0-1        | 0-0        | W1        |
| <b>Chattanooga</b> | <b>0-0</b> | <b>.000</b> | <b>0-0</b> | <b>0-0</b> | -      | <b>1-2</b> | <b>.333</b> | <b>0-2</b> | <b>1-0</b> | <b>0-0</b> | <b>L2</b> |
| Furman             | 0-0        | .000        | 0-0        | 0-0        | -      | 0-1        | .000        | 0-0        | 0-1        | 0-0        | L1        |
| Western Carolina   | 0-0        | .000        | 0-0        | 0-0        | -      | 0-2        | .000        | 0-1        | 0-1        | 0-0        | L2        |

### SoCon Individual Standings

| SCORING                  | GP | FG | 3FG | FT | Pts-Avg |
|--------------------------|----|----|-----|----|---------|
| 8. Jasmine Joyner-UTC    | 3  | 15 | 2   | 12 | 44-14.7 |
| 15. Chelsey Shumpert-UTC | 3  | 11 | 3   | 9  | 34-11.3 |
| T16. Keiana Gilbert-UTC  | 3  | 13 | 2   | 4  | 32-10.7 |
| 20. Queen Alford-UTC     | 3  | 12 | 3   | 2  | 29-9.7  |

| REBOUNDING            | GP | Off | Def | Total | Avg/G  |
|-----------------------|----|-----|-----|-------|--------|
| 4. Jasmine Joyner-UTC | 3  | 8   | 14  |       | 22-7.3 |
| 5. Keiana Gilbert-UTC | 3  | 7   | 13  |       | 20-6.7 |

| FIELD GOAL PCT          | GP | FG | FGA | Pct  |
|-------------------------|----|----|-----|------|
| T12. Jasmine Joyner-UTC | 3  | 15 | 33  | .455 |
| 14. Keiana Gilbert-UTC  | 3  |    | 13  | .433 |

| ASSISTS                  | GP | No. | Avg/G |
|--------------------------|----|-----|-------|
| 8. Keiana Gilbert-UTC    | 3  | 10  | 3.3   |
| 15. Chelsey Shumpert-UTC | 3  | 7   | 2.3   |

| FREE THROW PCT           | GP | FT | FTA | Pct   |
|--------------------------|----|----|-----|-------|
| T1. Chelsey Shumpert-UTC | 3  | 9  | 9   | 1.000 |
| Lakelyn Bouldin-UTC      | 3  | 6  | 6   | 1.000 |
| 8. Jasmine Joyner-UTC    | 3  | 12 | 14  | .857  |

| STEALS                 | GP | No. | Avg/G |
|------------------------|----|-----|-------|
| T6. Jasmine Joyner-UTC | 3  | 5   | 1.7   |

| 3-POINT FG PCT            | GP | 3FG | 3FGA | Pct  |
|---------------------------|----|-----|------|------|
| 8. Lakelyn Bouldin-UTC    | 3  | 3   | 7    | .429 |
| 13. Shelbie Davenport-UTC | 3  | 3   | 8    | .375 |

| BLOCKED SHOTS          | GP | No. | Avg/G |
|------------------------|----|-----|-------|
| T1. Jasmine Joyner-UTC | 3  | 6   | 2.0   |
| 6. Ashlyn Wert-UTC     | 3  | 4   | 1.3   |

| ASSIST/TURNOVER RATIO | GP | Asst   | TO    | Ratio |
|-----------------------|----|--------|-------|-------|
| 6. Keiana Gilbert-UTC | 3  | 10-3.3 | 5-1.7 | 2.0   |

| OFFENSIVE REBOUNDS     | GP | No. | Avg/G |
|------------------------|----|-----|-------|
| 5. Jasmine Joyner-UTC  | 3  | 8   | 2.7   |
| T7. Keiana Gilbert-UTC | 3  | 7   | 2.3   |
| Queen Alford-UTC       | 3  | 6   | 2.0   |

| DEFENSIVE REBOUNDS     | GP | No. | Avg/G |
|------------------------|----|-----|-------|
| T5. Jasmine Joyner-UTC | 3  | 14  | 4.7   |
| 7. Keiana Gilbert-UTC  | 3  | 13  | 4.3   |

| MINUTES PLAYED        | GP | Mins | Avg/G |
|-----------------------|----|------|-------|
| 5. Keiana Gilbert-UTC | 3  | 108  | 36.0  |

### Chattanooga in the SoCon Team Standings

| Category                      | Rank | Actual | SoCon Leader         | Actual |
|-------------------------------|------|--------|----------------------|--------|
| Scoring Offense               | 4    | 67.7   | Wofford              | 78.0   |
| Scoring Defense               | 5    | 68.0   | Samford              | 56.7   |
| Scoring Margin                | 5    | -0.3   | UNCG                 | +11.7  |
| Free Throw Percentage         | 1    | .896   | Chattanooga          | .896   |
| Field Goal Percentage         | 3    | .423   | Wofford              | .455   |
| Field Goal Percentage Defense | 8    | .469   | UNCG                 | .376   |
| 3-Point Field Goal Percentage | 4    | .321   | Wofford              | .469   |
| 3-Point FG Percentage Defense | 6    | .359   | East Tennessee State | .222   |
| Rebounding Offense            | 7    | 31.3   | UNCG                 | 42.3   |
| Rebounding Defense            | 4    | 35.7   | Samford              | 30.0   |
| Rebounding Margin             | 7    | -4.3   | UNCG                 | 7.7    |
| Blocked Shots                 | T1   | 4.0    | Chattanooga/Mercer   | 4.0    |
| Assists                       | 5    | 11.3   | Wofford              | 18.0   |
| Steals                        | 7    | 5.3    | UNCG                 | 10.7   |
| Turnover Margin               | 6    | -0.67  | Mercer               | 6.33   |
| Assist-Turnover Ratio         | 3    | 0.9    | Mercer               | 1.3    |
| Offensive Rebounds            | 6    | 10.3   | UNCG                 | 17.3   |
| Defensive Rebounds            | 8    | 21.0   | Wofford              | 28.5   |
| 3-Point Field Goals Made      | 4    | 6.0    | Samford              | 9.0    |

### SoCon Player of the Week

11/15 Sherae Bonner, Western Carolina

11/22

11/29

12/06

12/13

12/20

12/27

01/03

01/10

01/17

01/24

01/31

02/07

02/14

02/21

02/28

03/07

03/14

03/21

### SoCon Player of the Month

November

December

January

February

March

# 2016-17 Chattanooga Women's Basketball

## CHATTANOOGA IN THE NCAA STANDINGS

### NCAA National Rankings

(thru games played 11/17/16)

#### Team Rankings

| Category (344 ranked)             | Rank | Actual | National Leader     | Actual |
|-----------------------------------|------|--------|---------------------|--------|
| Scoring Offense                   | 161  | 67.7   | Michigan            | 104.0  |
| Scoring Defense                   | 220  | 68.0   | Arizona State/TCU   | 38.5   |
| Scoring Margin                    | 195  | -0.3   | Michigan            | 55.0   |
| Field-Goal Percentage             | 123  | 42.3   | Michigan            | 55.2   |
| Field-Goal Percentage Defense     | 315  | 46.9   | TCU                 | 17.8   |
| Free-Throw Percentage             | 2    | 89.6   | Providence          | 96.9   |
| Rebound Margin                    | 247  | -4.3   | Maryland            | 29.0   |
| Three-Point Field Goals Per Game  | 137  | 6.0    | Saint Francis (PA)  | 14.5   |
| Three-Point Field-Goal Percentage | 148  | 32.1   | Boise St.           | 53.5   |
| Won-Lost Percentage               | 228  | 33.3   | 103 teams           | 100.0  |
| Assists Per Game                  | 242  | 11.3   | Maryland            | 25.0   |
| Blocked Shots Per Game            | 112  | 4.0    | Arizona             | 12.0   |
| Steals Per Game                   | 300  | 5.3    | Syracuse            | 25.0   |
| Turnovers Per Game                | 26   | 12.0   | Kentucky            | 9.3    |
| Personal Fouls Per Game           | 2    | 10.7   | Xavier              | 6.0    |
| Assist Turnover Ratio             | 125  | 0.94   | TCU                 | 2.58   |
| Turnover Margin                   | 191  | -0.67  | Syracuse            | 19.5   |
| Three Pt FG Defense               | 274  | 35.9   | Arizona St.         | 5.0    |
| Offensive Rebounds per Game       |      |        | Washington St.      | 25.0   |
| Defensive Rebounds per Game       |      |        | New Mexico          | 42.0   |
| Three-Point Field Goals Attempted | 71   | 56.0   | Sacramento St.      | 115.0  |
| Fewest Turnovers                  | 125  | 36.0   | Fairleigh Dickinson | 10.0   |
| Fewest Fouls                      | 51   | 32.0   | Xavier              | 6.0    |
| Free Throw Attempts               | 131  | 48.0   | Appalachian St.     | 103.0  |
| Free Throws Made                  | 52   | 43.0   | Duke                | 69.0   |
| Turnovers Forced                  | 328  | 11.33  | Syracuse            | 38.0   |
| Three-Point Field Goals Made      | 71   | 18.0   | Washington          | 41.0   |
| Assists                           | 140  | 34.0   | Duke                | 80.0   |
| Blocked Shots                     | 67   | 12.0   | Northwestern        | 31.0   |
| Rebounds                          | 168  | 94.0   | Duke                | 190.0  |
| Rebounds Per Game                 | 329  | 31.33  | South Fla./UNLV     | 58.0   |
| Steals                            | 218  | 16.0   | Duke                | 63.0   |

#### Individual Rankings

| Category                | Rank | Actual  | National Leader                 | Actual  |
|-------------------------|------|---------|---------------------------------|---------|
| <i>Jasmine Joyner</i>   |      |         |                                 |         |
| Final Points            | 144  | 44.0    | Rebecca Greenwell, Duke         | 90.0    |
|                         |      |         | Kelsey Plum, Washington         | 90.0    |
| Blocked Shots per game  | 80   | 2.0     | Amber Lindfors, Valpo           | 4.5     |
|                         |      |         | Erica McCall, Stanford          | 4.5     |
| Free Throw percentage   | 152  | 85.7    | 71 players                      | 100.0   |
| Free Throw attempts     | 132  | 14.0    | Loryn Goodwin, UTSA             | 35.0    |
| Free Throws made        | 79   | 12.0    | Loryn Goodwin, UTSA             | 22.0    |
|                         |      |         | T Moe, Nevada                   | 22.0    |
| Blocked Shots           | 37   | 6.0     | Oderah Chidom, Duke             | 14.0    |
| Rebounds                | 119  | 22.0    | Tiyonda Davis, Savannah State   | 43.0    |
| <i>Keiana Gilbert</i>   |      |         |                                 |         |
| Assist-Turnover Ratio   | 172  | 2.0     | Curtyce Knox, Texas A&M         | 10.5    |
| Double-Doubles          | 41   | 1.0     | Evelyn Akhator, Kentucky        | 3.0     |
| Minutes Played per game | 67   | 36.0    | 5 players                       | 40.0    |
| Minutes Played          | 23   | 6,480.0 | Britney Wright, Alabama State   | 7,740.0 |
| <i>Chelsey Shumpert</i> |      |         |                                 |         |
| Free Throw percentage   | 1    | 100.0   | 71 players (including Shumpert) | 100.0   |
| <i>Ashlyn Wert</i>      |      |         |                                 |         |
| Blocked Shots per game  | 238  | 1.33    | Amber Lindfors, Valpo           | 4.5     |
| Blocked Shots           | 114  | 4.0     | Oderah Chidom, Duke             | 14.0    |

### AP TOP 25 - 11/14

|    |                    |     |     |
|----|--------------------|-----|-----|
| 1  | Notre Dame (14)    | 1-0 | 794 |
| 2  | Baylor (12)        | 1-0 | 790 |
| 3  | Connecticut (6)    | 0-0 | 743 |
| 4  | South Carolina (1) | 0-0 | 720 |
| 5  | Louisville         | 2-0 | 713 |
| 6  | Maryland           | 1-0 | 638 |
| 7  | Ohio State         | 1-0 | 633 |
| 8  | Texas              | 0-0 | 605 |
| 9  | UCLA               | 1-0 | 557 |
| 10 | Mississippi State  | 2-0 | 522 |
| 11 | Stanford           | 1-0 | 473 |
| 12 | Florida State      | 1-0 | 437 |
| 13 | Tennessee          | 2-0 | 413 |
| 14 | Syracuse           | 1-0 | 344 |
| 15 | Kentucky           | 2-0 | 343 |
| 16 | Oklahoma           | 1-0 | 289 |
| 17 | Washington         | 1-0 | 286 |
| 18 | Arizona State      | 2-0 | 261 |
| 19 | Florida            | 1-0 | 188 |
| 20 | DePaul             | 2-0 | 169 |
| 21 | West Virginia      | 1-0 | 168 |
| 22 | Miami              | 1-1 | 163 |
| 23 | Indiana            | 2-0 | 120 |
| 24 | Oregon State       | 1-0 | 94  |
| 25 | Missouri           | 1-0 | 76  |

Others receiving votes: Michigan State 72, Auburn 38, Texas A&M 20, Duke 14, Colorado State 8, South Florida 7, Temple 5, Creighton 4, Green Bay 3, NC State 3, Saint Louis 2, Boise State 2, California 2, South Dakota State 2, **Chattanooga 2**, Belmont 1, Oregon 1

### USA TODAY COACHES POLL - 11/15

|    |                    |     |     |
|----|--------------------|-----|-----|
| 1  | Notre Dame (13)    | 2-0 | 765 |
| 2  | Connecticut (13)   | 1-0 | 758 |
| 3  | South Carolina (4) | 1-0 | 748 |
| 4  | Baylor (2)         | 2-0 | 712 |
| 5  | Maryland           | 1-0 | 646 |
| 6  | Louisville         | 2-0 | 630 |
| 7  | Stanford           | 2-0 | 584 |
| 8  | Ohio State         | 1-1 | 548 |
| 9  | Mississippi State  | 2-0 | 521 |
| 10 | Texas              | 0-1 | 507 |
| 11 | UCLA               | 1-1 | 463 |
| 12 | Florida State      | 1-1 | 462 |
| 13 | Tennessee          | 2-0 | 394 |
| 14 | Syracuse           | 2-0 | 382 |
| 15 | Washington         | 2-0 | 343 |
| 16 | Arizona State      | 2-0 | 326 |
| 17 | Oklahoma           | 1-0 | 273 |
| 18 | Oregon State       | 2-0 | 241 |
| 19 | Kentucky           | 2-0 | 233 |
| 20 | DePaul             | 2-0 | 155 |
| 21 | Michigan State     | 2-0 | 126 |
| 22 | Miami              | 1-1 | 107 |
| 23 | Florida            | 2-0 | 97  |
| 24 | Texas A&M          | 1-0 | 82  |
| 25 | West Virginia      | 1-0 | 62  |

Others receiving votes: Indiana 59, Michigan 34, South Dakota State 25, Missouri 22, Duke 16, Auburn 15, South Florida 14, St John's 11, Western Kentucky 6, NC State 5, Oklahoma State 5, Temple 4, California 4, Saint Louis 3, Drake 3, Georgia 3, Green Bay 2, Gonzaga 2, Tulane 1, Georgia Tech 1

# 2016-17 Chattanooga Women's Basketball

## THE STAT CREW SYSTEM Chattanooga Combined Team Statistics (as of Nov 17, 2016) All games

| RECORD:        | OVERALL | HOME | AWAY | NEUTRAL |
|----------------|---------|------|------|---------|
| ALL GAMES      | 1-2     | 0-2  | 1-0  | 0-0     |
| CONFERENCE     | 0-0     | 0-0  | 0-0  | 0-0     |
| NON-CONFERENCE | 1-2     | 0-2  | 1-0  | 0-0     |

| #  | Player              | gp-gs | min | avg  | Total  |      | 3-Point |      | F-Throw |       | Rebounds |     |     |      |    |    |    |    | pts | avg |     |      |
|----|---------------------|-------|-----|------|--------|------|---------|------|---------|-------|----------|-----|-----|------|----|----|----|----|-----|-----|-----|------|
|    |                     |       |     |      | fg-fga | fg%  | 3fg-fga | 3fg% | ft-fga  | ft%   | off      | def | tot | avg  | pf | dq | a  | to |     |     | blk | stl  |
| 03 | Jasmine Joyner      | 3-3   | 92  | 30.7 | 15-33  | .455 | 2-4     | .500 | 12-14   | .857  | 8        | 14  | 22  | 7.3  | 10 | 0  | 2  | 9  | 6   | 5   | 44  | 14.7 |
| 25 | Chelsey Shumpert    | 3-3   | 93  | 31.0 | 11-28  | .393 | 3-14    | .214 | 9-9     | 1.000 | 0        | 5   | 5   | 1.7  | 5  | 0  | 7  | 6  | 0   | 1   | 34  | 11.3 |
| 20 | Keiana Gilbert      | 3-3   | 108 | 36.0 | 13-30  | .433 | 2-7     | .286 | 4-6     | .667  | 7        | 13  | 20  | 6.7  | 1  | 0  | 10 | 5  | 1   | 2   | 32  | 10.7 |
| 10 | Queen Alford        | 3-3   | 64  | 21.3 | 12-31  | .387 | 3-11    | .273 | 2-2     | 1.000 | 6        | 4   | 10  | 3.3  | 2  | 0  | 2  | 2  | 0   | 0   | 29  | 9.7  |
| 33 | Lakelyn Bouldin     | 3-0   | 52  | 17.3 | 5-12   | .417 | 3-7     | .429 | 6-6     | 1.000 | 0        | 4   | 4   | 1.3  | 2  | 0  | 2  | 2  | 0   | 1   | 19  | 6.3  |
| 22 | Shelbie Davenport   | 3-0   | 45  | 15.0 | 4-12   | .333 | 3-8     | .375 | 3-3     | 1.000 | 1        | 3   | 4   | 1.3  | 3  | 0  | 6  | 0  | 1   | 3   | 14  | 4.7  |
| 41 | Ashlyn Wert         | 3-0   | 36  | 12.0 | 5-6    | .833 | 0-0     | .000 | 3-4     | .750  | 2        | 3   | 5   | 1.7  | 1  | 0  | 0  | 3  | 4   | 0   | 13  | 4.3  |
| 23 | Moses Johnson       | 3-0   | 34  | 11.3 | 3-9    | .333 | 2-4     | .500 | 4-4     | 1.000 | 2        | 5   | 7   | 2.3  | 5  | 0  | 1  | 3  | 0   | 3   | 12  | 4.0  |
| 35 | Aryanna Gilbert     | 3-3   | 71  | 23.7 | 3-7    | .429 | 0-1     | .000 | 0-0     | .000  | 3        | 5   | 8   | 2.7  | 3  | 0  | 4  | 4  | 0   | 1   | 6   | 2.0  |
| 21 | Sydney Vanlandingha | 2-0   | 5   | 2.5  | 0-0    | .000 | 0-0     | .000 | 0-0     | .000  | 0        | 1   | 1   | 0.5  | 0  | 0  | 0  | 0  | 0   | 0   | 0   | 0.0  |
|    | Team                |       |     |      |        |      |         |      |         |       | 2        | 6   | 8   |      |    |    | 2  |    |     |     |     |      |
|    | Total.....          | 3     | 600 |      | 71-168 | .423 | 18-56   | .321 | 43-48   | .896  | 31       | 63  | 94  | 31.3 | 32 | 0  | 34 | 36 | 12  | 16  | 203 | 67.7 |
|    | Opponents.....      | 3     | 600 |      | 83-177 | .469 | 14-39   | .359 | 24-37   | .649  | 38       | 69  | 107 | 35.7 | 45 | 1  | 50 | 34 | 13  | 21  | 204 | 68.0 |

| TEAM STATISTICS        | UTC    | OPP    | Date                | Opponent    | Score   | Att. |
|------------------------|--------|--------|---------------------|-------------|---------|------|
| SCORING                | 203    | 204    | 11/11/16            | at Rutgers  | W 66-53 | 1547 |
| Points per game        | 67.7   | 68.0   | 11/14/16            | #19 FLORIDA | L 61-72 | 2427 |
| Scoring margin         | -0.3   | -      | 11/17/16            | #23 INDIANA | L 76-79 | 1709 |
| FIELD GOALS-ATT        | 71-168 | 83-177 | * - Conference game |             |         |      |
| Field goal pct         | .423   | .469   |                     |             |         |      |
| 3 POINT FG-ATT         | 18-56  | 14-39  |                     |             |         |      |
| 3-point FG pct         | .321   | .359   |                     |             |         |      |
| 3-pt FG made per game  | 6.0    | 4.7    |                     |             |         |      |
| FREE THROWS-ATT        | 43-48  | 24-37  |                     |             |         |      |
| Free throw pct         | .896   | .649   |                     |             |         |      |
| F-Throws made per game | 14.3   | 8.0    |                     |             |         |      |
| REBOUNDS               | 94     | 107    |                     |             |         |      |
| Rebounds per game      | 31.3   | 35.7   |                     |             |         |      |
| Rebounding margin      | -4.3   | -      |                     |             |         |      |
| ASSISTS                | 34     | 50     |                     |             |         |      |
| Assists per game       | 11.3   | 16.7   |                     |             |         |      |
| TURNOVERS              | 36     | 34     |                     |             |         |      |
| Turnovers per game     | 12.0   | 11.3   |                     |             |         |      |
| Turnover margin        | -0.7   | -      |                     |             |         |      |
| Assist/turnover ratio  | 0.9    | 1.5    |                     |             |         |      |
| STEALS                 | 16     | 21     |                     |             |         |      |
| Steals per game        | 5.3    | 7.0    |                     |             |         |      |
| BLOCKS                 | 12     | 13     |                     |             |         |      |
| Blocks per game        | 4.0    | 4.3    |                     |             |         |      |
| ATTENDANCE             | 4136   | 1547   |                     |             |         |      |
| Home games-Avg/Game    | 2-2068 | 1-1547 |                     |             |         |      |
| Neutral site-Avg/Game  | -      | 0-0    |                     |             |         |      |

| Score by Periods | 1st | 2nd | 3rd | 4th | Totals |
|------------------|-----|-----|-----|-----|--------|
| Chattanooga      | 51  | 44  | 63  | 45  | 203    |
| Opponents        | 58  | 42  | 49  | 55  | 204    |



# 2016-17 Chattanooga Women's Basketball

## THE STAT CREW SYSTEM Chattanooga Points-Rebounds-Assists (as of Nov 18, 2016) All games

| Opponent    | Date     | Score |   | 03<br>JOYNER,JAS | 10<br>ALFORD,QUE | 20<br>GILBERT,KE | 21<br>VANLANDING | 22<br>DAVENPORT, | 23<br>JOHNSON,MO | 25<br>SHUMPERT,C |
|-------------|----------|-------|---|------------------|------------------|------------------|------------------|------------------|------------------|------------------|
| at Rutgers  | 11/11/16 | 66-53 | W | 13-5-0           | 12-3-0           | 10-10-3          | 0-0-0            | 0-2-1            | 3-3-0            | 18-3-3           |
| #19 FLORIDA | 11/14/16 | 61-72 | L | 16-8-0           | 0-1-0            | 3-4-2            | DNP              | 14-2-4           | 9-4-1            | 8-0-4            |
| #23 INDIANA | 11/17/16 | 76-79 | L | 15-9-2           | 17-6-2           | 19-6-5           | 0-1-0            | 0-0-1            | 0-0-0            | 8-2-0            |

| Opponent    | Date     | Score |   | 33<br>BOULDIN,LA | 35<br>GILBERT,AR | 41<br>WERT,ASHLY |
|-------------|----------|-------|---|------------------|------------------|------------------|
| at Rutgers  | 11/11/16 | 66-53 | W | 0-0-0            | 2-4-3            | 8-2-0            |
| #19 FLORIDA | 11/14/16 | 61-72 | L | 9-3-2            | 2-0-1            | 0-0-0            |
| #23 INDIANA | 11/17/16 | 76-79 | L | 10-1-0           | 2-4-0            | 5-3-0            |

## THE STAT CREW SYSTEM Chattanooga Team Game-by-Game (as of Nov 18, 2016) All games

### TEAM STATISTICS

| Opponent    | Date     | Score |   | Total  |      | 3-Pointers |      | Free throws |      | Rebounds |     |     |      |    |    |     |     | pts | avg |
|-------------|----------|-------|---|--------|------|------------|------|-------------|------|----------|-----|-----|------|----|----|-----|-----|-----|-----|
|             |          |       |   | fg-fga | pct  | 3fg-fga    | pct  | ft-fita     | pct  | off      | def | tot | avg  | pf | a  | t/o | blk | stl |     |
| at Rutgers  | 11/11/16 | 66-53 | W | 23-56  | .411 | 3-14       | .214 | 17-18       | .944 | 14       | 21  | 35  | 35.0 | 11 | 10 | 10  | 4   | 3   | 66  |
| #19 FLORIDA | 11/14/16 | 61-72 | L | 21-54  | .389 | 7-22       | .318 | 12-13       | .923 | 6        | 20  | 26  | 30.5 | 9  | 14 | 16  | 3   | 10  | 61  |
| #23 INDIANA | 11/17/16 | 76-79 | L | 27-58  | .466 | 8-20       | .400 | 14-17       | .824 | 11       | 22  | 33  | 31.3 | 12 | 10 | 10  | 5   | 3   | 76  |
| Chattanooga |          | 203   |   | 71-168 | .423 | 18-56      | .321 | 43-48       | .896 | 31       | 63  | 94  | 31.3 | 32 | 34 | 36  | 12  | 16  | 203 |
| Opponents   |          | 204   |   | 83-177 | .469 | 14-39      | .359 | 24-37       | .649 | 38       | 69  | 107 | 35.7 | 45 | 50 | 34  | 13  | 21  | 204 |

Games played: 3  
Points/game: 67.7  
FG Pct: 42.3  
3FG Pct: 32.1  
FT Pct: 89.6

Rebounds/game: 31.3  
Assists/game: 11.3  
Turnovers/game: 12.0  
Assist/turnover ratio: 0.9  
Steals/game: 5.3  
Blocks/game: 4.0

## THE STAT CREW SYSTEM Chattanooga Opponent Game-by-Game (as of Nov 18, 2016) All games

### OPPONENT STATISTICS

| Opponent    | Date     | Score |   | Total  |      | 3-Pointers |      | Free throws |      | Rebounds |     |     |      |    |    |     |     | pts | avg |
|-------------|----------|-------|---|--------|------|------------|------|-------------|------|----------|-----|-----|------|----|----|-----|-----|-----|-----|
|             |          |       |   | fg-fga | pct  | 3fg-fga    | pct  | ft-fita     | pct  | off      | def | tot | avg  | pf | a  | t/o | blk | stl |     |
| at Rutgers  | 11/11/16 | 66-53 | W | 21-52  | .404 | 2-10       | .200 | 9-12        | .750 | 11       | 19  | 30  | 30.0 | 19 | 16 | 11  | 5   | 6   | 53  |
| #19 FLORIDA | 11/14/16 | 61-72 | L | 31-65  | .477 | 4-12       | .333 | 6-10        | .600 | 18       | 28  | 46  | 38.0 | 11 | 16 | 17  | 2   | 9   | 72  |
| #23 INDIANA | 11/17/16 | 76-79 | L | 31-60  | .517 | 8-17       | .471 | 9-15        | .600 | 9        | 22  | 31  | 35.7 | 15 | 18 | 6   | 6   | 6   | 79  |
| Opponents   |          | 204   |   | 83-177 | .469 | 14-39      | .359 | 24-37       | .649 | 38       | 69  | 107 | 35.7 | 45 | 50 | 34  | 13  | 21  | 204 |
| Chattanooga |          | 203   |   | 71-168 | .423 | 18-56      | .321 | 43-48       | .896 | 31       | 63  | 94  | 31.3 | 32 | 34 | 36  | 12  | 16  | 203 |

Games played: 3  
Points/game: 68.0  
FG Pct: 46.9  
3FG Pct: 35.9  
FT Pct: 64.9

Rebounds/game: 35.7  
Assists/game: 16.7  
Turnovers/game: 11.3  
Assist/turnover ratio: 1.5  
Steals/game: 7.0  
Blocks/game: 4.3

# 2016-17 Chattanooga Women's Basketball

## Chattanooga - Team Game Highs

|               |              |                        |
|---------------|--------------|------------------------|
| Points        | 76           | #23 INDIANA (11/17/16) |
|               | 66           | at Rutgers (11/11/16)  |
|               | 61           | #19 FLORIDA (11/14/16) |
| FG Made       | 27           | #23 INDIANA (11/17/16) |
|               | 23           | at Rutgers (11/11/16)  |
| FG Attempts   | 58           | #23 INDIANA (11/17/16) |
|               | 56           | at Rutgers (11/11/16)  |
| FG Pct        | .466 (27-58) | #23 INDIANA (11/17/16) |
|               | .411 (23-56) | at Rutgers (11/11/16)  |
| 3FG Made      | 8            | #23 INDIANA (11/17/16) |
|               | 7            | #19 FLORIDA (11/14/16) |
| 3FG Attempts  | 22           | #19 FLORIDA (11/14/16) |
|               | 20           | #23 INDIANA (11/17/16) |
| 3FG Pct       | .400 (8-20)  | #23 INDIANA (11/17/16) |
|               | .318 (7-22)  | #19 FLORIDA (11/14/16) |
| FT Made       | 17           | at Rutgers (11/11/16)  |
|               | 14           | #23 INDIANA (11/17/16) |
| FT Atts       | 18           | at Rutgers (11/11/16)  |
|               | 17           | #23 INDIANA (11/17/16) |
| FT Pct        | .944 (17-18) | at Rutgers (11/11/16)  |
|               | .923 (12-13) | #19 FLORIDA (11/14/16) |
| Rebounds      | 35           | at Rutgers (11/11/16)  |
|               | 33           | #23 INDIANA (11/17/16) |
| Assists       | 14           | #19 FLORIDA (11/14/16) |
|               | 10           | #23 INDIANA (11/17/16) |
|               | 10           | at Rutgers (11/11/16)  |
| Steals        | 10           | #19 FLORIDA (11/14/16) |
|               | 3            | #23 INDIANA (11/17/16) |
|               | 3            | at Rutgers (11/11/16)  |
| Blocked Shots | 5            | #23 INDIANA (11/17/16) |
|               | 4            | at Rutgers (11/11/16)  |
| Turnovers     | 16           | #19 FLORIDA (11/14/16) |
|               | 10           | #23 INDIANA (11/17/16) |
|               | 10           | at Rutgers (11/11/16)  |
| Fouls         | 12           | #23 INDIANA (11/17/16) |
|               | 11           | at Rutgers (11/11/16)  |

## Opponent - Team Game Highs

|          |              |                        |
|----------|--------------|------------------------|
| Points   | 79           | #23 INDIANA (11/17/16) |
|          | 72           | #19 FLORIDA (11/14/16) |
|          | 53           | at Rutgers (11/11/16)  |
| FG Made  | 31           | #23 INDIANA (11/17/16) |
|          | 31           | #19 FLORIDA (11/14/16) |
| FG Atts  | 65           | #19 FLORIDA (11/14/16) |
|          | 60           | #23 INDIANA (11/17/16) |
| FG Pct   | .517 (31-60) | #23 INDIANA (11/17/16) |
|          | .477 (31-65) | #19 FLORIDA (11/14/16) |
| 3FG Made | 8            | #23 INDIANA (11/17/16) |
|          | 4            | #19 FLORIDA (11/14/16) |
| 3FG Atts | 17           | #23 INDIANA (11/17/16) |
|          | 12           | #19 FLORIDA (11/14/16) |
| 3FG Pct  | .471 (8-17)  | #23 INDIANA (11/17/16) |
|          | .333 (4-12)  | #19 FLORIDA (11/14/16) |
| FT Made  | 9            | #23 INDIANA (11/17/16) |
|          | 9            | at Rutgers (11/11/16)  |
| FT Atts  | 15           | #23 INDIANA (11/17/16) |
|          | 12           | at Rutgers (11/11/16)  |
| FT Pct   | .750 (9-12)  | at Rutgers (11/11/16)  |
|          | .600 (9-15)  | #23 INDIANA (11/17/16) |
|          | .600 (6-10)  | #19 FLORIDA (11/14/16) |
| Rebounds | 46           | #19 FLORIDA (11/14/16) |
|          | 31           | #23 INDIANA (11/17/16) |
| Assists  | 18           | #23 INDIANA (11/17/16) |
|          | 16           | #19 FLORIDA (11/14/16) |
|          | 16           | at Rutgers (11/11/16)  |
| Steals   | 9            | #19 FLORIDA (11/14/16) |
|          | 6            | #23 INDIANA (11/17/16) |
|          | 6            | at Rutgers (11/11/16)  |

|               |    |                        |
|---------------|----|------------------------|
| Blocked Shots | 6  | #23 INDIANA (11/17/16) |
|               | 5  | at Rutgers (11/11/16)  |
| Turnovers     | 17 | #19 FLORIDA (11/14/16) |
|               | 11 | at Rutgers (11/11/16)  |
| Fouls         | 19 | at Rutgers (11/11/16)  |
|               | 15 | #23 INDIANA (11/17/16) |

## Chattanooga - Team Game Lows

|               |              |                        |
|---------------|--------------|------------------------|
| Points        | 61           | #19 FLORIDA (11/14/16) |
|               | 66           | at Rutgers (11/11/16)  |
|               | 76           | #23 INDIANA (11/17/16) |
| FG Made       | 21           | #19 FLORIDA (11/14/16) |
|               | 23           | at Rutgers (11/11/16)  |
| FG Atts       | 54           | #19 FLORIDA (11/14/16) |
|               | 56           | at Rutgers (11/11/16)  |
| FG Pct        | .389 (21-54) | #19 FLORIDA (11/14/16) |
|               | .411 (23-56) | at Rutgers (11/11/16)  |
| 3FG Made      | 3            | at Rutgers (11/11/16)  |
|               | 7            | #19 FLORIDA (11/14/16) |
| 3FG Atts      | 14           | at Rutgers (11/11/16)  |
|               | 20           | #23 INDIANA (11/17/16) |
| 3FG Pct       | .214 (3-14)  | at Rutgers (11/11/16)  |
|               | .318 (7-22)  | #19 FLORIDA (11/14/16) |
| FT Made       | 12           | #19 FLORIDA (11/14/16) |
|               | 14           | #23 INDIANA (11/17/16) |
| FT Atts       | 13           | #19 FLORIDA (11/14/16) |
|               | 17           | #23 INDIANA (11/17/16) |
| FT Pct        | .824 (14-17) | #23 INDIANA (11/17/16) |
|               | .923 (12-13) | #19 FLORIDA (11/14/16) |
| Rebounds      | 26           | #19 FLORIDA (11/14/16) |
|               | 33           | #23 INDIANA (11/17/16) |
| Assists       | 10           | at Rutgers (11/11/16)  |
|               | 10           | #23 INDIANA (11/17/16) |
| Steals        | 3            | at Rutgers (11/11/16)  |
|               | 3            | #23 INDIANA (11/17/16) |
| Blocked Shots | 3            | #19 FLORIDA (11/14/16) |
|               | 4            | at Rutgers (11/11/16)  |
| Turnovers     | 10           | at Rutgers (11/11/16)  |
|               | 10           | #23 INDIANA (11/17/16) |
| Fouls         | 9            | #19 FLORIDA (11/14/16) |
|               | 11           | at Rutgers (11/11/16)  |

## Opponent - Team Game Lows

|          |              |                        |
|----------|--------------|------------------------|
| Points   | 53           | at Rutgers (11/11/16)  |
|          | 72           | #19 FLORIDA (11/14/16) |
|          | 79           | #23 INDIANA (11/17/16) |
| FG Made  | 21           | at Rutgers (11/11/16)  |
|          | 31           | #19 FLORIDA (11/14/16) |
|          | 31           | #23 INDIANA (11/17/16) |
| FG Atts  | 52           | at Rutgers (11/11/16)  |
|          | 60           | #23 INDIANA (11/17/16) |
| FG Pct   | .404 (21-52) | at Rutgers (11/11/16)  |
|          | .477 (31-65) | #19 FLORIDA (11/14/16) |
| 3FG Made | 2            | at Rutgers (11/11/16)  |
|          | 4            | #19 FLORIDA (11/14/16) |
| 3FG Atts | 10           | at Rutgers (11/11/16)  |
|          | 12           | #19 FLORIDA (11/14/16) |
| 3FG Pct  | .200 (2-10)  | at Rutgers (11/11/16)  |
|          | .333 (4-12)  | #19 FLORIDA (11/14/16) |
| FT Made  | 6            | #19 FLORIDA (11/14/16) |
|          | 9            | at Rutgers (11/11/16)  |
|          | 9            | #23 INDIANA (11/17/16) |
| FT Atts  | 10           | #19 FLORIDA (11/14/16) |
|          | 12           | at Rutgers (11/11/16)  |
| FT Pct   | .600 (6-10)  | #19 FLORIDA (11/14/16) |
|          | .600 (9-15)  | #23 INDIANA (11/17/16) |
| Rebounds | 30           | at Rutgers (11/11/16)  |
|          | 31           | #23 INDIANA (11/17/16) |
| Assists  | 16           | at Rutgers (11/11/16)  |

# 2016-17 Chattanooga Women's Basketball

|               |    |                        |
|---------------|----|------------------------|
| Steals        | 16 | #19 FLORIDA (11/14/16) |
|               | 6  | at Rutgers (11/11/16)  |
|               | 6  | #23 INDIANA (11/17/16) |
| Blocked Shots | 2  | #19 FLORIDA (11/14/16) |
|               | 5  | at Rutgers (11/11/16)  |
| Turnovers     | 6  | #23 INDIANA (11/17/16) |
|               | 11 | at Rutgers (11/11/16)  |
| Fouls         | 11 | #19 FLORIDA (11/14/16) |
|               | 15 | #23 INDIANA (11/17/16) |

## Chattanooga - Individual Game Highs

|                  |             |   |
|------------------|-------------|---|
| Points           | 19          | Keiana Gilbert vs #23 Indiana (11/17/16)    |
|                  | 18          | Chelsey Shumpert at Rutgers (11/11/16)      |
|                  | 17          | Queen Alford vs #23 Indiana (11/17/16)      |
|                  | 16          | Jasmine Joyner vs #19 Florida (11/14/16)    |
|                  | 15          | Jasmine Joyner vs #23 Indiana (11/17/16)    |
| Field Goals Made | 8           | Keiana Gilbert vs #23 Indiana (11/17/16)    |
|                  | 7           | Queen Alford vs #23 Indiana (11/17/16)      |
| Field Goal Att.  | 19          | Queen Alford vs #23 Indiana (11/17/16)      |
|                  | 13          | Keiana Gilbert vs #23 Indiana (11/17/16)    |
| FG Pct           | .615 (8-13) | Keiana Gilbert vs #23 Indiana (11/17/16)    |
|                  | .556 (5-9)  | Jasmine Joyner vs #23 Indiana (11/17/16)    |
| 3-Point FG Made  | 3           | Shelbie Davenport vs #19 Florida (11/14/16) |
|                  | 2           | Lakelyn Bouldin vs #23 Indiana (11/17/16)   |
|                  | 2           | Jasmine Joyner vs #23 Indiana (11/17/16)    |
|                  | 2           | Keiana Gilbert vs #23 Indiana (11/17/16)    |
|                  | 2           | Moses Johnson vs #19 Florida (11/14/16)     |
|                  | 2           | Queen Alford at Rutgers (11/11/16)          |
| 3-Point FG Att.  | 6           | Queen Alford vs #23 Indiana (11/17/16)      |
|                  | 6           | Chelsey Shumpert vs #19 Florida (11/14/16)  |
|                  | 6           | Shelbie Davenport vs #19 Florida (11/14/16) |
| 3-Pt FG Pct      | 1.000 (2-2) | Jasmine Joyner vs #23 Indiana (11/17/16)    |
|                  | .667 (2-3)  | Lakelyn Bouldin vs #23 Indiana (11/17/16)   |
|                  | .667 (2-3)  | Moses Johnson vs #19 Florida (11/14/16)     |
| Free Throws Made | 7           | Chelsey Shumpert at Rutgers (11/11/16)      |
|                  | 5           | Jasmine Joyner at Rutgers (11/11/16)        |
| Free Throw Att.  | 7           | Chelsey Shumpert at Rutgers (11/11/16)      |
|                  | 6           | Jasmine Joyner at Rutgers (11/11/16)        |
| FT Pct           | 1.000 (7-7) | Chelsey Shumpert at Rutgers (11/11/16)      |
|                  | 1.000 (4-4) | Lakelyn Bouldin vs #23 Indiana (11/17/16)   |
|                  | 1.000 (4-4) | Jasmine Joyner vs #19 Florida (11/14/16)    |
|                  | 1.000 (3-3) | Shelbie Davenport vs #19 Florida (11/14/16) |
|                  | 1.000 (3-3) | Moses Johnson at Rutgers (11/11/16)         |
| Rebounds         | 10          | Keiana Gilbert at Rutgers (11/11/16)        |
|                  | 9           | Jasmine Joyner vs #23 Indiana (11/17/16)    |
| Assists          | 5           | Keiana Gilbert vs #23 Indiana (11/17/16)    |
|                  | 4           | Shelbie Davenport vs #19 Florida (11/14/16) |
|                  | 4           | Chelsey Shumpert vs #19 Florida (11/14/16)  |
| Steals           | 3           | Shelbie Davenport vs #19 Florida (11/14/16) |
|                  | 3           | Moses Johnson vs #19 Florida (11/14/16)     |
| Blocked Shots    | 4           | Jasmine Joyner vs #23 Indiana (11/17/16)    |
|                  | 3           | Ashlyn Wert at Rutgers (11/11/16)           |
| Turnovers        | 5           | Jasmine Joyner vs #19 Florida (11/14/16)    |
|                  | 4           | Chelsey Shumpert vs #19 Florida (11/14/16)  |
| Fouls            | 4           | Jasmine Joyner at Rutgers (11/11/16)        |
|                  | 3           | Jasmine Joyner vs #23 Indiana (11/17/16)    |
|                  | 3           | Moses Johnson vs #23 Indiana (11/17/16)     |
|                  | 3           | Jasmine Joyner vs #19 Florida (11/14/16)    |
| Minutes          | 39          | Chelsey Shumpert at Rutgers (11/11/16)      |
|                  | 38          | Keiana Gilbert at Rutgers (11/11/16)        |
|                  | 37          | Jasmine Joyner vs #23 Indiana (11/17/16)    |
|                  | 36          | Keiana Gilbert vs #23 Indiana (11/17/16)    |
|                  | 36          | Jasmine Joyner vs #19 Florida (11/14/16)    |


## Opponent - Individual Game Highs

|                  |             |   |
|------------------|-------------|---|
| Points           | 29          | Christinaki,Eleanna vs #19 Florida (11/14/16) |
|                  | 23          | Tyra Buss vs #23 Indiana (11/17/16)           |
|                  | 16          | Lorenzen,Haley vs #19 Florida (11/14/16)      |
|                  | 15          | Alexis Gassion vs #23 Indiana (11/17/16)      |
|                  | 12          | Jenn Anderson vs #23 Indiana (11/17/16)       |
|                  | 12          | Amanda Cahill vs #23 Indiana (11/17/16)       |
| Field Goals Made | 13          | Christinaki,Eleanna vs #19 Florida (11/14/16) |
|                  | 8           | Tyra Buss vs #23 Indiana (11/17/16)           |
|                  | 8           | Lorenzen,Haley vs #19 Florida (11/14/16)      |
| Field Goal Att.  | 24          | Christinaki,Eleanna vs #19 Florida (11/14/16) |
|                  | 16          | Tyra Buss vs #23 Indiana (11/17/16)           |
| FG Pct           | .714 (5-7)  | Jenn Anderson vs #23 Indiana (11/17/16)       |
|                  | .583 (7-12) | Alexis Gassion vs #23 Indiana (11/17/16)      |
| 3-Point FG Made  | 4           | Tyra Buss vs #23 Indiana (11/17/16)           |
|                  | 2           | Christinaki,Eleanna vs #19 Florida (11/14/16) |
|                  | 2           | Khadaizha Sanders at Rutgers (11/11/16)       |
| 3-Point FG Att.  | 7           | Tyra Buss vs #23 Indiana (11/17/16)           |
|                  | 6           | Christinaki,Eleanna vs #19 Florida (11/14/16) |
| 3-Pt FG Pct      | .571 (4-7)  | Tyra Buss vs #23 Indiana (11/17/16)           |
|                  | .500 (2-4)  | Khadaizha Sanders at Rutgers (11/11/16)       |
| Free Throws Made | 4           | Shrita Parker at Rutgers (11/11/16)           |
|                  | 3           | Amanda Cahill vs #23 Indiana (11/17/16)       |
|                  | 3           | Tyra Buss vs #23 Indiana (11/17/16)           |
| Free Throw Att.  | 4           | Jenn Anderson vs #23 Indiana (11/17/16)       |
|                  | 4           | Alexis Gassion vs #23 Indiana (11/17/16)      |
|                  | 4           | Amanda Cahill vs #23 Indiana (11/17/16)       |
|                  | 4           | Anderson,Dyandria vs #19 Florida (11/14/16)   |
|                  | 4           | Shrita Parker at Rutgers (11/11/16)           |
| FT Pct           | 1.000 (4-4) | Shrita Parker at Rutgers (11/11/16)           |
|                  | 1.000 (3-3) | Tyra Buss vs #23 Indiana (11/17/16)           |
| Rebounds         | 9           | Christinaki,Eleanna vs #19 Florida (11/14/16) |
|                  | 8           | Alexis Gassion vs #23 Indiana (11/17/16)      |
|                  | 8           | Williams,Ronni vs #19 Florida (11/14/16)      |
| Assists          | 8           | Alexis Gassion vs #23 Indiana (11/17/16)      |
|                  | 6           | Anderson,Dyandria vs #19 Florida (11/14/16)   |
| Steals           | 4           | Aliyah Jeune at Rutgers (11/11/16)            |
|                  | 3           | Tyra Buss vs #23 Indiana (11/17/16)           |
|                  | 3           | Searcy,Sydney vs #19 Florida (11/14/16)       |
| Blocked Shots    | 5           | Victoria Harris at Rutgers (11/11/16)         |
|                  | 2           | Jenn Anderson vs #23 Indiana (11/17/16)       |
|                  | 2           | Amanda Cahill vs #23 Indiana (11/17/16)       |
| Turnovers        | 5           | Washington,Delicia vs #19 Florida (11/14/16)  |
|                  | 4           | Christinaki,Eleanna vs #19 Florida (11/14/16) |
| Fouls            | 5           | Kym Royster vs #23 Indiana (11/17/16)         |
|                  | 4           | Jenn Anderson vs #23 Indiana (11/17/16)       |
|                  | 4           | Victoria Harris at Rutgers (11/11/16)         |
|                  | 4           | Kandiss Barber at Rutgers (11/11/16)          |
|                  | 4           | Khadaizha Sanders at Rutgers (11/11/16)       |

# 2016-17 Chattanooga Women's Basketball

## #3 Jasmine Joyner

Senior | Center | 6-2 | Southaven, Mississippi | Southaven High School



### Season and Career Highs

| Category | Season                             | Career                               |
|----------|------------------------------------|--------------------------------------|
| Points   | 16 vs. Florida ..... 11/14         | 31 vs. UT Martin..... 11/28/15       |
| Rebounds | 9 vs. Indiana ..... 11/17          | 20 (3) last at Furman..... 01/09/16  |
| Assists  | 2 vs. Indiana ..... ..             | 5 (2) last vs. Mercer ..... 02/20/16 |
| Steals   | 2 (2) last vs. Florida ..... 11/14 | 4 at Belmont ..... 12/11/14          |
| Blocks   | 4 vs. Indiana ..... 11/17          | 8 (4) last vs. Samford..... 03/04/16 |
| Minutes  | 37 vs. Indiana ..... 11/17         | 45 vs. Southern Miss..... 11/20/15   |
| FGs      | 6 vs. Florida ..... 11/14          | 11 vs. UT Martin..... 11/28          |
| 3FGs     | 2 vs. Indiana ..... 11/17          | 3 vs. Southern Miss..... 11/20       |
| FTs      | 5 at Rutgers..... 11/11            | 7 (2) last at Furman ..... 01/09     |

### Game-by-Game

| Game-by-Game |          |    |     | GAMES<br>2 |    | MINS/GAME<br>27.5 |     | POINTS/GAME<br>14.5 |       | FG PCT<br>.417 |    | 3FG PCT<br>.000 |    | FT PCT<br>.900 |     | REBS/GAME<br>6.5 |    | ASSTS/GAME<br>0.0 |   | TO/GAME<br>3.5 |     | STLS/GAME<br>2.0 |     | BLKS/GAME<br>1.0 |  |
|--------------|----------|----|-----|------------|----|-------------------|-----|---------------------|-------|----------------|----|-----------------|----|----------------|-----|------------------|----|-------------------|---|----------------|-----|------------------|-----|------------------|--|
| Opponent     | Date     | GS | Min | FG         | A  | PCT               | 3FG | A                   | PCT   | FT             | A  | PCT             | OR | DR             | REB | AVG              | PF | FO                | A | TO             | BLK | ST               | PTS | AVG              |  |
| at Rutgers   | 11/11/16 | *  | 19  | 4          | 12 | .333              | 0   | 0                   | .000  | 5              | 6  | .833            | 4  | 1              | 5   | 5.0              | 4  | 0                 | 0 | 2              | 1   | 2                | 13  | 13.0             |  |
| #19 FLORIDA  | 11/14/16 | *  | 36  | 6          | 12 | .500              | 0   | 2                   | .000  | 4              | 4  | 1.000           | 2  | 6              | 8   | 6.5              | 3  | 0                 | 0 | 5              | 1   | 2                | 16  | 14.5             |  |
| #23 INDIANA  | 11/17/16 | *  | 37  | 5          | 9  | .556              | 2   | 2                   | 1.000 | 3              | 4  | .750            | 2  | 7              | 9   | 7.3              | 3  | 0                 | 2 | 2              | 4   | 1                | 15  | 14.7             |  |
| Totals       |          | 3  | 92  | 15         | 33 | .455              | 2   | 4                   | .500  | 12             | 14 | .857            | 8  | 14             | 22  | 7.3              | 10 | 0                 | 2 | 9              | 6   | 5                | 44  | 14.7             |  |

### Career Stats


| Career Stats |    |    |      | GAMES | MINS/GAME | POINTS/GAME | FG PCT  | 3FG PCT | FT PCT | REBS/GAME | ASSTS/GAME | TO/GAME | STLS/GAME | BLKS/GAME |     |     |     |     |    |     |     |     |     |     |      |
|--------------|----|----|------|-------|-----------|-------------|---------|---------|--------|-----------|------------|---------|-----------|-----------|-----|-----|-----|-----|----|-----|-----|-----|-----|-----|------|
|              |    |    |      | 92    | 25.7      | 10.2        | .502    | .235    | .646   | 7.2       | 1.2        | 1.7     | 0.9       | 3.4       |     |     |     |     |    |     |     |     |     |     |      |
|              |    |    |      | Total |           |             | 3-Point |         |        | F-Throw   |            |         | Rebounds  |           |     |     |     |     |    |     |     |     |     |     |      |
| Year         | GP | GS | Min  | Avg   | FG        | FGA         | Pct     | FG      | FGA    | Pct       | FT         | FTA     | Pct       | Off       | Def | Tot | Avg | PF  | FO | Ast | TO  | Blk | Stl | Pts | Avg  |
| 2013-14      | 25 | 0  | 269  | 10.8  | 41        | 72          | .569    | 0       | 1      | .000      | 15         | 22      | .682      | 21        | 60  | 81  | 3.2 | 33  | 0  | 8   | 16  | 56  | 6   | 97  | 3.9  |
| 2014-15      | 33 | 33 | 948  | 28.7  | 166       | 315         | .527    | 1       | 7      | .143      | 62         | 104     | .596      | 73        | 199 | 272 | 8.2 | 81  | 1  | 38  | 65  | 132 | 46  | 395 | 12.0 |
| 2015-16      | 32 | 32 | 1089 | 34.0  | 168       | 356         | .472    | 15      | 58     | .259      | 67         | 101     | .663      | 80        | 213 | 293 | 9.2 | 83  | 3  | 61  | 71  | 126 | 30  | 418 | 13.1 |
| 2016-17      | 3  | 3  | 92   | 30.7  | 15        | 33          | .455    | 2       | 4      | .500      | 12         | 14      | .857      | 8         | 14  | 22  | 7.3 | 10  | 0  | 2   | 9   | 6   | 5   | 44  | 14.7 |
| TOTAL        | 93 | 68 | 2398 | 25.8  | 390       | 776         | .503    | 18      | 70     | .257      | 156        | 241     | .647      | 182       | 486 | 668 | 7.2 | 207 | 4  | 109 | 161 | 320 | 87  | 954 | 10.3 |



# 2016-17 Chattanooga Women's Basketball

## #5 Anna Claire Noblit

Junior | Guard | 5-7 | Tuscumbia, Alabama | Covenant Christian School



### Season and Career Highs

| Category | Season | Career                              |
|----------|--------|-------------------------------------|
| Points   | none   | 9 vs. Arkansas State ..... 11/25/15 |
| Rebounds | none   | 3 at Wofford.....01/10/15           |
| Assists  | none   | 2 at Wofford.....01/10/15           |
| Steals   | none   | 1 (3) vs. UT Martin..... 11/28/15   |
| Blocks   | none   | 1 vs. Morgan State..... 12/20/14    |
| Minutes  | none   | 16 vs. Arkansas State..... 11/25/15 |
| FGs      | none   | 3 vs. Arkansas State ..... 11/25    |
| 3FGs     | none   | 3 vs. Arkansas State ..... 11/25    |
| FTs      | none   | none                                |

### Game-by-Game

| <i>Game-by-Game</i> |      |    |     | GAMES<br>0 |   |     | MINS/GAME<br>0.0 |   |     | POINTS/GAME<br>0.0 |   |     | FG PCT<br>.000 |    | 3FG PCT<br>.000 |     | FT PCT<br>.000 |    | REBS/GAME<br>0.0 |    | ASSTS/GAME<br>0.0 |    | TO/GAME<br>0.0 |     | STLS/GAME<br>0.0 |  | BLKS/GAME<br>0.0 |  |
|---------------------|------|----|-----|------------|---|-----|------------------|---|-----|--------------------|---|-----|----------------|----|-----------------|-----|----------------|----|------------------|----|-------------------|----|----------------|-----|------------------|--|------------------|--|
| Opponent            | Date | GS | Min | FG         | A | PCT | 3FG              | A | PCT | FT                 | A | PCT | OR             | DR | REB             | AVG | PF             | FO | A                | TO | BLK               | ST | PTS            | AVG |                  |  |                  |  |
| at Rutgers          | DNP  |    |     |            |   |     |                  |   |     |                    |   |     |                |    |                 |     |                |    |                  |    |                   |    |                |     |                  |  |                  |  |
| #19 FLORIDA         | DNP  |    |     |            |   |     |                  |   |     |                    |   |     |                |    |                 |     |                |    |                  |    |                   |    |                |     |                  |  |                  |  |
| Totals              |      |    |     |            |   |     |                  |   |     |                    |   |     |                |    |                 |     |                |    |                  |    |                   |    |                |     |                  |  |                  |  |

### Career Stats

| Career Stats |    |    |     |     | GAMES | MINS/GAME | POINTS/GAME | FG PCT  | 3FG PCT | FT PCT | REBS/GAME | ASSTS/GAME | TO/GAME | STLS/GAME | BLKS/GAME |     |     |    |    |     |    |     |     |     |     |
|--------------|----|----|-----|-----|-------|-----------|-------------|---------|---------|--------|-----------|------------|---------|-----------|-----------|-----|-----|----|----|-----|----|-----|-----|-----|-----|
|              |    |    |     |     | 35    | 5.9       | 1.5         | .258    | .283    | .000   | 0.4       | 0.2        | 0.2     | 0.1       | 0.0       |     |     |    |    |     |    |     |     |     |     |
|              |    |    |     |     | Total |           |             | 3-Point |         |        | F-Throw   |            |         | Rebounds  |           |     |     |    |    |     |    |     |     |     |     |
| Year         | GP | GS | Min | Avg | FG    | FGA       | Pct         | FG      | FGA     | Pct    | FT        | FTA        | Pct     | Off       | Def       | Tot | Avg | PF | FO | Ast | TO | Blk | Stl | Pts | Avg |
| 2014-15      | 18 | 0  | 109 | 6.1 | 11    | 33        | .333        | 11      | 31      | .355   | 0         | 0          | .000    | 1         | 7         | 8   | 0.4 | 5  | 0  | 5   | 1  | 1   | 2   | 33  | 1.8 |
| 2015-16      | 17 | 0  | 98  | 5.8 | 6     | 33        | .182        | 6       | 29      | .207   | 0         | 0          | .000    | 0         | 7         | 7   | 0.4 | 6  | 0  | 3   | 7  | 0   | 1   | 18  | 1.1 |
| TOTAL        | 35 | 0  | 207 | 5.9 | 17    | 66        | .258        | 17      | 60      | .283   | 0         | 0          | .000    | 1         | 14        | 15  | 0.4 | 11 | 0  | 8   | 8  | 1   | 3   | 51  | 1.5 |

# 2016-17 Chattanooga Women's Basketball

## #10 Queen Alford

Redshirt Senior | Guard | 5-10 | Decatur, Georgia | Decatur High School | Jacksonville University



### Season and Career Highs

\*at Jacksonville

| Category | Season                    | Career                                     |
|----------|---------------------------|--|
| Points   | 17 vs. Indiana .....11/17 | 25 vs. USC Upstate .....*02/25/13          |
| Rebounds | 6 vs. Indiana .....11/17  | 15 at Mercer .....*02/11/13                |
| Assists  | 2 vs. Indiana .....11/17  | 4 (5) last vs. Stetson .....*02/22/14      |
| Steals   | none.....                 | 6 vs. North Florida.....*02/16/13          |
| Blocks   | none.....                 | 2 (3) last vs. Southern Miss .....11/20/15 |
| Minutes  | 30 vs. Indiana .....11/17 | 40 at Lipscomb .....*02/13/14              |
| FGs      | 7 vs. Indiana .....11/17  | 12 vs. USC Upstate .....*02/25/13          |
| 3FGs     | 2 at Rutgers .....11/11   | 4 (2) last vs. Mercer .....02/20/16        |
| FTs      | 2 vs. Indiana .....11/17  | 10 vs. UNCG .....01/16/16                  |

### Game-by-Game

| Game-by-Game |          |    |     | GAMES<br>2 |    | MINS/GAME<br>17.0 |     | POINTS/GAME<br>6.0 |      | FG PCT<br>.417 |   | 3FG PCT<br>.400 |    | FT PCT<br>.000 |     | REBS/GAME<br>2.0 |    | ASSTS/GAME<br>0.0 |   | TO/GAME<br>0.5 |     | STLS/GAME<br>0.0 |     | BLKS/GAME<br>0.0 |  |
|--------------|----------|----|-----|------------|----|-------------------|-----|--------------------|------|----------------|---|-----------------|----|----------------|-----|------------------|----|-------------------|---|----------------|-----|------------------|-----|------------------|--|
| Opponent     | Date     | GS | Min | FG         | A  | PCT               | 3FG | A                  | PCT  | FT             | A | PCT             | OR | DR             | REB | AVG              | PF | FO                | A | TO             | BLK | ST               | PTS | AVG              |  |
| at Rutgers   | 11/11/16 | *  | 25  | 5          | 11 | .455              | 2   | 5                  | .400 | 0              | 0 | .000            | 2  | 1              | 3   | 3.0              | 1  | 0                 | 0 | 1              | 0   | 0                | 12  | 12.0             |  |
| #19 FLORIDA  | 11/14/16 | *  | 9   | 0          | 1  | .000              | 0   | 0                  | .000 | 0              | 0 | .000            | 1  | 0              | 1   | 2.0              | 1  | 0                 | 0 | 0              | 0   | 0                | 0   | 6.0              |  |
| #23 INDIANA  | 11/17/16 | *  | 30  | 7          | 19 | .368              | 1   | 6                  | .167 | 2              | 2 | 1.000           | 3  | 3              | 6   | 3.3              | 0  | 0                 | 2 | 1              | 0   | 0                | 17  | 9.7              |  |
| Totals       |          | 3  | 64  | 12         | 31 | .387              | 3   | 11                 | .273 | 2              | 2 | 1.000           | 6  | 4              | 10  | 3.3              | 2  | 0                 | 2 | 2              | 0   | 0                | 29  | 9.7              |  |

### Career Stats

| Career Stats |    |    |      | GAMES<br>91 | MINS/GAME<br>27.6 | POINTS/GAME<br>11.9 | FG PCT<br>.418 | 3FG PCT<br>.371 | FT PCT<br>.704 | REBS/GAME<br>5.5 | ASSTS/GAME<br>1.0 | TO/GAME<br>2.0 | STLS/GAME<br>1.3 | BLKS/GAME<br>0.3 |     |     |     |     |   |    |     |     |     |      |      |
|--------------|----|----|------|-------------|-------------------|---------------------|----------------|-----------------|----------------|------------------|-------------------|----------------|------------------|------------------|-----|-----|-----|-----|---|----|-----|-----|-----|------|------|
| Year         | GP | GS | Min  | Avg         | Total             |                     |                | 3-Point         |                |                  | F-Throw           |                |                  | Rebounds         |     |     |     |     |   |    |     | Pts | Avg |      |      |
| 2012-13 (JU) | 28 | 11 | 702  | 25.1        | 124               | 290                 | .428           | 27              | 60             | .450             | 49                | 64             | .766             | 85               | 91  | 176 | 6.3 | 45  | 0 | 27 | 58  | 10  | 31  | 324  | 11.6 |
| 2013-14 (JU) | 30 | 26 | 939  | 31.3        | 157               | 393                 | .399           | 10              | 45             | .222             | 76                | 120            | .633             | 84               | 103 | 187 | 6.2 | 66  | 3 | 38 | 67  | 6   | 66  | 400  | 13.3 |
| 2015-16      | 31 | 21 | 840  | 27.1        | 123               | 283                 | .435           | 34              | 87             | .391             | 63                | 83             | .759             | 37               | 96  | 133 | 4.3 | 49  | 0 | 28 | 50  | 9   | 25  | 343  | 11.1 |
| 2016-17      | 3  | 3  | 64   | 21.3        | 12                | 31                  | .387           | 3               | 11             | .273             | 2                 | 2              | 1.000            | 6                | 4   | 10  | 3.3 | 2   | 0 | 2  | 2   | 0   | 0   | 29   | 9.7  |
| Total        | 91 | 60 | 2515 | 27.6        | 409               | 978                 | 0.418          | 73              | 197            | 0.371            | 188               | 267            | 0.704            | 208              | 291 | 499 | 5.5 | 162 | 3 | 93 | 176 | 25  | 122 | 1079 | 11.9 |

2016-17 Chattanooga Women's Basketball

#14 Molly Melton

Sophomore | Guard | 5-4 | Knoxville, Tennessee | The Webb School of Knoxville



Season and Career Highs

| Category | Season | Career                          |
|----------|--------|---------------------------------|
| Points   | none   | none                            |
| Rebounds | none   | 1 (2) last vs. Western Carolina |
| Assists  | none   | 1 vs. Arkansas State            |
| Steals   | none   | none                            |
| Blocks   | none   | none                            |
| Minutes  | none   | 5 vs. Arkansas State            |
| FGs      | none   | none                            |
| 3FGs     | none   | none                            |
| FTs      | none   | none                            |

Game-by-Game

| Game-by-Game |      |    |     | GAMES<br>8 |   |     | MINS/GAME<br>2.3 |   |     | POINTS/GAME<br>0.0 |   |     | FG PCT<br>.000 |    |     | 3FG PCT<br>.000 |    |    | FT PCT<br>.000 |    |     | REBS/GAME<br>0.3 |     |     | ASSTS/GAME<br>0.1 |  |  | TO/GAME<br>0.1 |  |  | STLS/GAME<br>0.0 |  |  | BLKS/GAME<br>0.0 |  |  |
|--------------|------|----|-----|------------|---|-----|------------------|---|-----|--------------------|---|-----|----------------|----|-----|-----------------|----|----|----------------|----|-----|------------------|-----|-----|-------------------|--|--|----------------|--|--|------------------|--|--|------------------|--|--|
| Opponent     | Date | GS | Min | FG         | A | PCT | 3FG              | A | PCT | FT                 | A | PCT | OR             | DR | REB | AVG             | PF | FO | A              | TO | BLK | ST               | PTS | AVG |                   |  |  |                |  |  |                  |  |  |                  |  |  |
| at Rutgers   | DNP  |    |     |            |   |     |                  |   |     |                    |   |     |                |    |     |                 |    |    |                |    |     |                  |     |     |                   |  |  |                |  |  |                  |  |  |                  |  |  |
| #19 FLORIDA  | DNP  |    |     |            |   |     |                  |   |     |                    |   |     |                |    |     |                 |    |    |                |    |     |                  |     |     |                   |  |  |                |  |  |                  |  |  |                  |  |  |
| Totals       |      |    |     |            |   |     |                  |   |     |                    |   |     |                |    |     |                 |    |    |                |    |     |                  |     |     |                   |  |  |                |  |  |                  |  |  |                  |  |  |

Career Stats

| Career Stats |    |    |     |     | GAMES | MINS/GAME | POINTS/GAME | FG PCT  | 3FG PCT | FT PCT | REBS/GAME | ASSTS/GAME | TO/GAME | STLS/GAME | BLKS/GAME |     |     |    |    |     |    |     |     |     |     |  |  |
|--------------|----|----|-----|-----|-------|-----------|-------------|---------|---------|--------|-----------|------------|---------|-----------|-----------|-----|-----|----|----|-----|----|-----|-----|-----|-----|--|--|
|              |    |    |     |     | 8     | 2.3       | 0.0         | .000    | .000    | .000   | 0.3       | 0.1        | 0.1     | 0.0       | 0.0       |     |     |    |    |     |    |     |     |     |     |  |  |
| Year         | GP | GS | Min | Avg | Total |           |             | 3-Point |         |        | F-Throw   |            |         | Rebounds  |           |     |     |    |    |     |    |     |     |     |     |  |  |
|              |    |    |     |     | FG    | FGA       | Pct         | FG      | FGA     | Pct    | FT        | FTA        | Pct     | Off       | Def       | Tot | Avg | PF | FO | Ast | TO | Blk | Stl | Pts | Avg |  |  |
| 2015-16      | 8  | 0  | 18  | 2.3 | 0     | 1         | .000        | 0       | 1       | .000   | 0         | 0          | .000    | 0         | 2         | 2   | 0.3 | 5  | 0  | 1   | 1  | 0   | 0   | 0   | 0.0 |  |  |
| TOTAL        | 8  | 0  | 18  | 2.3 | 0     | 1         | .000        | 0       | 1       | .000   | 0         | 0          | .000    | 0         | 2         | 2   | 0.3 | 5  | 0  | 1   | 1  | 0   | 0   | 0   | 0.0 |  |  |
|              |    |    |     |     |       |           |             |         |         |        |           |            |         |           |           |     |     |    |    |     |    |     |     |     |     |  |  |

# 2016-17 Chattanooga Women's Basketball

## #20 Keiana Gilbert

Junior | Guard | 5-11 | Pulaski, Tennessee | Columbia Central High School



### Season and Career Highs

| Category | Season                            | Career                              |
|----------|-----------------------------------|-------------------------------------|
| Points   | 19 vs. Indiana..... 11/17         | 27 vs. Tennessee..... 11/26/14      |
| Rebounds | 10 at Rutgers..... 11/11          | 13 at UNCG..... 01/19/15            |
| Assists  | 5 vs. Indiana..... 11/17          | 6 vs. Austin Peay..... 11/24/14     |
| Steals   | 1 (2) last vs. Indiana..... 11/17 | same                                |
| Blocks   | 1 vs. Indiana..... 11/17          | 2 (8) last vs. Furman..... 02/04/16 |
| Minutes  | 38 at Rutgers..... 11/11          | 43 vs. Southern Miss..... 11/20/15  |
| FGs      | 8 vs. Indiana..... 11/17          | 11 vs. Tennessee..... 11/26/14      |
| 3FGs     | 2 vs. Indiana..... 11/17          | 3 vs. Furman..... 02/04/16          |
| FTs      | 2 at Rutgers..... 11/11           | 7 vs. South Florida..... 11/16/14   |

### Game-by-Game

| Game-by-Game |          |    |     | GAMES<br>2 |    | MINS/GAME<br>36.0 |     | POINTS/GAME<br>6.5 |      | FG PCT<br>.294 |   | 3FG PCT<br>.000 |    | FT PCT<br>.750 |     | REBS/GAME<br>7.0 |    | ASSTS/GAME<br>2.5 |    | TO/GAME<br>1.5 |     | STLS/GAME<br>0.5 |     | BLKS/GAME<br>0.0 |  |
|--------------|----------|----|-----|------------|----|-------------------|-----|--------------------|------|----------------|---|-----------------|----|----------------|-----|------------------|----|-------------------|----|----------------|-----|------------------|-----|------------------|--|
| Opponent     | Date     | GS | Min | FG         | A  | PCT               | 3FG | A                  | PCT  | FT             | A | PCT             | OR | DR             | REB | AVG              | PF | FO                | A  | TO             | BLK | ST               | PTS | AVG              |  |
| at Rutgers   | 11/11/16 | *  | 38  | 4          | 10 | .400              | 0   | 1                  | .000 | 2              | 2 | 1.000           | 5  | 5              | 10  | 10.0             | 0  | 0                 | 3  | 2              | 0   | 1                | 10  | 10.0             |  |
| #19 FLORIDA  | 11/14/16 | *  | 34  | 1          | 7  | .143              | 0   | 2                  | .000 | 1              | 2 | .500            | 0  | 4              | 4   | 7.0              | 1  | 0                 | 2  | 1              | 0   | 0                | 3   | 6.5              |  |
| #23 INDIANA  | 11/17/16 | *  | 36  | 8          | 13 | .615              | 2   | 4                  | .500 | 1              | 2 | .500            | 2  | 4              | 6   | 6.7              | 0  | 0                 | 5  | 2              | 1   | 1                | 19  | 10.7             |  |
| Totals       |          | 3  | 108 | 13         | 30 | .433              | 2   | 7                  | .286 | 4              | 6 | .667            | 7  | 13             | 20  | 6.7              | 1  | 0                 | 10 | 5              | 1   | 2                | 32  | 10.7             |  |

### Career Stats


| Career Stats |    |    |       | GAMES |     | MINS/GAME |         | POINTS/GAME |     |      | FG PCT  |     | 3FG PCT |     | FT PCT   |     | REBS/GAME |    | ASSTS/GAME |     | TO/GAME |     | STLS/GAME |     | BLKS/GAME |  |
|--------------|----|----|-------|-------|-----|-----------|---------|-------------|-----|------|---------|-----|---------|-----|----------|-----|-----------|----|------------|-----|---------|-----|-----------|-----|-----------|--|
|              |    |    |       | 67    |     | 34.8      |         | 11.4        |     |      | .493    |     | .353    |     | .688     |     | 5.7       |    | 2.2        |     | 2.6     |     | 1.4       |     | 0.6       |  |
|              |    |    | Total |       |     |           | 3-Point |             |     |      | F-Throw |     |         |     | Rebounds |     |           |    |            |     |         |     |           |     |           |  |
| Year         | GP | GS | Min   | Avg   | FG  | FGA       | Pct     | FG          | FGA | Pct  | FT      | FTA | Pct     | Off | Def      | Tot | Avg       | PF | FO         | Ast | TO      | Blk | Stl       | Pts | Avg       |  |
| 2014-15      | 33 | 33 | 1102  | 33.4  | 150 | 280       | .536    | 6           | 25  | .240 | 40      | 64  | .625    | 84  | 103      | 187 | 5.7       | 31 | 0          | 74  | 88      | 18  | 54        | 346 | 10.5      |  |
| 2015-16      | 32 | 32 | 1160  | 36.2  | 163 | 348       | .468    | 24          | 57  | .421 | 52      | 70  | .743    | 50  | 131      | 181 | 5.7       | 22 | 0          | 69  | 84      | 22  | 41        | 402 | 12.6      |  |
| 2016-17      | 3  | 3  | 108   | 36.0  | 13  | 30        | .433    | 2           | 7   | .286 | 4       | 6   | .667    | 7   | 13       | 20  | 6.7       | 1  | 0          | 10  | 5       | 1   | 2         | 32  | 10.7      |  |
| TOTAL        | 68 | 68 | 2370  | 34.9  | 326 | 658       | .495    | 32          | 89  | .360 | 96      | 140 | .686    | 141 | 247      | 388 | 5.7       | 54 | 0          | 153 | 177     | 41  | 97        | 780 | 11.5      |  |



# 2016-17 Chattanooga Women's Basketball

## #21 Sydney Vanlandingham

Redshirt Senior | Forward | 5-11 | Hermitage, Tennessee | Wilson Central High School



### Season and Career Highs

| Category | Season                    | Career                               |
|----------|---------------------------|--------------------------------------|
| Points   | none                      | 12 at Tennessee Tech ..... 01/21/13  |
| Rebounds | 1 vs. Indiana ..... 11/17 | 6 (4) last vs. Samford..... 02/17/16 |
| Assists  | none                      | 3 (3) last vs. Samford..... 02/17/16 |
| Steals   | none                      | 3 (4) last at SIUE..... 01/26/13     |
| Blocks   | none                      | 3 vs. Austin Peay ..... 01/07/13     |
| Minutes  | 3 vs. Indiana ..... 11/17 | 37 at SIU Edwardsville..... 01/26/13 |
| FGs      | none                      | 4 (5) vs. Wofford..... 02/06/16      |
| 3FGs     | none                      | 4 at Tennessee Tech ..... 01/21/13   |
| FTs      | none                      | 6 vs. SIU Edwardsville..... 12/28/14 |

### Game-by-Game

| <i>Game-by-Game</i> |          |    |     | GAMES<br>1 |   | MINS/GAME<br>2.0 |     | POINTS/GAME<br>0.0 |      | FG PCT<br>.000 |   | 3FG PCT<br>.000 |    | FT PCT<br>.000 |     | REBS/GAME<br>0.0 |    | ASSTS/GAME<br>0.0 |   | TO/GAME<br>0.0 |     | STLS/GAME<br>0.0 |     | BLKS/GAME<br>0.0 |     |
|---------------------|----------|----|-----|------------|---|------------------|-----|--------------------|------|----------------|---|-----------------|----|----------------|-----|------------------|----|-------------------|---|----------------|-----|------------------|-----|------------------|-----|
| Opponent            | Date     | GS | Min | FG         | A | PCT              | 3FG | A                  | PCT  | FT             | A | PCT             | OR | DR             | REB | AVG              | PF | FO                | A | TO             | BLK | ST               | PTS | AVG              |     |
| at Rutgers          | 11/11/16 |    | 2   | 0          | 0 | .000             | 0   | 0                  | .000 | 0              | 0 | .000            | 0  | 0              | 0   | 0.0              | 0  | 0                 | 0 | 0              | 0   | 0                | 0   | 0.0              |     |
| #23 INDIANA         | 11/17/16 |    | 3   | 0          | 0 | .000             | 0   | 0                  | .000 | 0              | 0 | .000            | 0  | 1              | 1   | 0.5              | 0  | 0                 | 0 | 0              | 0   | 0                | 0   | 0                | 0.0 |
| Totals              |          | 0  | 5   | 0          | 0 | .000             | 0   | 0                  | .000 | 0              | 0 | .000            | 0  | 1              | 1   | 0.5              | 0  | 0                 | 0 | 0              | 0   | 0                | 0   | 0.0              |     |
|                     |          |    |     |            |   |                  |     |                    |      |                |   |                 |    |                |     |                  |    |                   |   |                |     |                  |     |                  |     |

### Career Stats

| Career Stats  |    |    |     | GAMES |       | MINS/GAME |       | POINTS/GAME |     |       | FG PCT  |     | 3FG PCT |          | FT PCT |     | REBS/GAME |    | ASSTS/GAME |     | TO/GAME |     | STLS/GAME |     | BLKS/GAME |  |
|---------------|----|----|-----|-------|-------|-----------|-------|-------------|-----|-------|---------|-----|---------|----------|--------|-----|-----------|----|------------|-----|---------|-----|-----------|-----|-----------|--|
|               |    |    |     | 79    |       | 12.5      |       | 2.5         |     |       | .320    |     | .246    |          | .744   |     | 1.6       |    | 0.7        |     | 0.9     |     | 0.4       |     | 0.2       |  |
|               |    |    |     |       | Total |           |       | 3-Point     |     |       | F-Throw |     |         | Rebounds |        |     |           |    |            |     |         |     |           |     |           |  |
| Year          | GP | GS | Min | Avg   | FG    | FGA       | Pct   | FG          | FGA | Pct   | FT      | FTA | Pct     | Off      | Def    | Tot | Avg       | PF | FO         | Ast | TO      | Blk | Stl       | Pts | Avg       |  |
| 2012-13 (UTM) | 31 | 8  | 588 | 19.0  | 41    | 122       | .336  | 25          | 87  | .287  | 15      | 22  | .682    | 15       | 50     | 65  | 2.1       | 52 | 1          | 31  | 36      | 9   | 20        | 122 | 3.9       |  |
| 2014-15       | 23 | 0  | 184 | 8.0   | 15    | 49        | .306  | 3           | 23  | .130  | 8       | 11  | .727    | 10       | 22     | 32  | 1.4       | 8  | 0          | 12  | 15      | 2   | 2         | 41  | 1.8       |  |
| 2015-16       | 24 | 0  | 213 | 8.9   | 14    | 49        | .286  | 4           | 20  | .200  | 6       | 6   | 1.000   | 12       | 18     | 30  | 1.3       | 21 | 0          | 15  | 18      | 1   | 7         | 38  | 1.6       |  |
| 2016-17       | 2  | 0  | 5   | 2.5   | 0     | 0         | .000  | 0           | 0   | .000  | 0       | 0   | .000    | 0        | 1      | 1   | 0.5       | 0  | 0          | 0   | 0       | 0   | 0         | 0   | 0.0       |  |
| Total         | 80 | 8  | 990 | 12.38 | 70    | 220       | 0.318 | 32          | 130 | 0.246 | 29      | 39  | 0.744   | 37       | 90     | 127 | 1.6       | 81 | 1          | 58  | 69      | 12  | 29        | 201 | 2.5       |  |

# 2016-17 Chattanooga Women's Basketball

## #22 Shelbie Davenport

Redshirt Sophomore | Guard | 6-0 | Murfreesboro, Tennessee | Riverdale High School | Clemson



### Season and Career Highs

| Category | Season                           | Career                                     |
|----------|----------------------------------|--|
| Points   | 14 vs. Florida.....11/14         | 19 vs. Boston College.....02/05/15         |
| Rebounds | 2 (2) last vs. Florida.....11/14 | 8 (2) last vs. Syracuse.....02/26/15       |
| Assists  | 4 vs. Florida.....11/14          | 4 (2) last vs. Florida.....11/14/16        |
| Steals   | 3 vs. Florida.....11/14          | 6 vs. Virginia Tech.....01/02/15           |
| Blocks   | 1 vs. Florida.....11/14          | 2 (4) last vs. Syracuse.....02/26/15       |
| Minutes  | 31 vs. Florida.....11/14         | 39 vs. Furman.....11/23/14                 |
| FGs      | 4 vs. Florida.....11/14          | 7 vs. UNCG.....11/14/14                    |
| 3FGs     | 3 vs. Florida.....11/14          | 4 (2) last vs. Boston College.....02/05/15 |
| FTs      | 3 vs. Florida.....11/14          | 4 (3) last vs. Pitt.....03/01/15           |

### Game-by-Game

| Game-by-Game |          |    |     | GAMES<br>1 |    | MINS/GAME<br>2.0 |     | POINTS/GAME<br>0.0 |      | FG PCT<br>.000 |   | 3FG PCT<br>.000 |    | FT PCT<br>.000 |     | REBS/GAME<br>0.0 |    | ASSTS/GAME<br>0.0 |   | TO/GAME<br>0.0 |     | STLS/GAME<br>0.0 |     | BLKS/GAME<br>0.0 |     |
|--------------|----------|----|-----|------------|----|------------------|-----|--------------------|------|----------------|---|-----------------|----|----------------|-----|------------------|----|-------------------|---|----------------|-----|------------------|-----|------------------|-----|
| Opponent     | Date     | GS | Min | FG         | A  | PCT              | 3FG | A                  | PCT  | FT             | A | PCT             | OR | DR             | REB | AVG              | PF | FO                | A | TO             | BLK | ST               | PTS | AVG              |     |
| at Rutgers   | 11/11/16 |    | 9   | 0          | 1  | .000             | 0   | 1                  | .000 | 0              | 0 | .000            | 0  | 2              | 2   | 2.0              | 0  | 0                 | 1 | 0              | 0   | 0                | 0   | 0                | 0.0 |
| #19 FLORIDA  | 11/14/16 |    | 31  | 4          | 10 | .400             | 3   | 6                  | .500 | 3              | 3 | 1.000           | 1  | 1              | 2   | 2.0              | 2  | 0                 | 4 | 0              | 1   | 3                | 14  | 7.0              |     |
| #23 INDIANA  | 11/17/16 |    | 5   | 0          | 1  | .000             | 0   | 1                  | .000 | 0              | 0 | .000            | 0  | 0              | 0   | 1.3              | 1  | 0                 | 1 | 0              | 0   | 0                | 0   | 4.7              |     |
| Totals       |          | 0  | 45  | 4          | 12 | .333             | 3   | 8                  | .375 | 3              | 3 | 1.000           | 1  | 3              | 4   | 1.3              | 3  | 0                 | 6 | 0              | 1   | 3                | 14  | 4.7              |     |

### Career Stats

| <i>Career Stats</i> |    |    |  | GAMES | MINS/GAME | POINTS/GAME | FG PCT | 3FG PCT | FT PCT | REBS/GAME | ASSTS/GAME | TO/GAME | STLS/GAME | BLKS/GAME |     |     |     |     |    |     |    |     |     |     |     |     |  |
|---------------------|----|----|--|-------|-----------|-------------|--------|---------|--------|-----------|------------|---------|-----------|-----------|-----|-----|-----|-----|----|-----|----|-----|-----|-----|-----|-----|--|
|                     |    |    |  | 31    | 27.5      | 8.5         | .351   | .307    | .837   | 3.1       | 1.1        | 1.1     | 1.3       | 0.4       |     |     |     |     |    |     |    |     |     |     |     |     |  |
| Year                | GP | GS |  | Min   | Avg       | Total       |        | 3-Point |        |           | F-Throw    |         |           | Rebounds  |     |     |     | PF  | FO | Ast | TO | Blk | Stl | Pts | Avg |     |  |
|                     |    |    |  |       |           | FG          | FGA    | Pct     | FG     | FGA       | Pct        | FT      | FTA       | Pct       | Off | Def | Tot | Avg |    |     |    |     |     |     |     |     |  |
| 2014-15 (CLEM)      | 29 | 20 |  | 812   | 28.0      | 84          | 240    | .350    | 43     | 143       | .301       | 38      | 46        | .826      | 21  | 71  | 92  | 3.2 | 74 | 0   | 29 | 43  | 12  | 37  | 249 | 8.6 |  |
| 2016-17             | 2  | 0  |  | 40    | 20.0      | 4           | 11     | .364    | 3      | 7         | .429       | 3       | 3         | 1.000     | 1   | 3   | 4   | 2.0 | 2  | 0   | 5  | 0   | 1   | 3   | 14  | 7.0 |  |
| TOTAL               | 32 | 20 |  | 857   | 26.8      | 88          | 252    | 0.349   | 46     | 151       | 0.305      | 41      | 49        | 0.837     | 22  | 74  | 96  | 3.0 | 77 | 0   | 35 | 43  | 13  | 40  | 263 | 8.2 |  |
|                     |    |    |  |       |           |             |        |         |        |           |            |         |           |           |     |     |     |     |    |     |    |     |     |     |     |     |  |

# 2016-17 Chattanooga Women's Basketball

## #23 Moses Johnson

Senior | Guard | 6-0 | Atlanta, Georgia | Greenforest-McCalep Christian Academy



### Season and Career Highs

| Category | Season               | Career                       |
|----------|----------------------|------------------------------|
| Points   | 9 vs. Florida .....  | 16 vs. East Carolina .....   |
| Rebounds | 4 vs. Florida .....  | 14 at UNCW .....             |
| Assists  | 1 vs. Florida .....  | 5 vs. Mercer .....           |
| Steals   | 3 vs. Florida .....  | 3 vs. McNeese State .....    |
| Blocks   | none .....           | 2 at Western Carolina .....  |
| Minutes  | 20 vs. Florida ..... | 40 vs. East Carolina .....   |
| FGs      | 3 vs. Florida .....  | 6 vs. Belmont .....          |
| 3FGs     | 2 vs. Florida .....  | 2 (4) last vs. Florida ..... |
| FTs      | 3 at Rutgers .....   | 5 vs. East Carolina .....    |

### Game-by-Game

| Game-by-Game |          |    |     | GAMES<br>2 | MINS/GAME<br>15.5 | POINTS/GAME<br>6.0 | FG PCT<br>.333 | 3FG PCT<br>.500 | FT PCT<br>1.000 | REBS/GAME<br>3.5 | ASSTS/GAME<br>0.5 | TO/GAME<br>1.5 | STLS/GAME<br>1.5 | BLKS/GAME<br>0.0 |     |     |    |    |   |    |     |    |     |     |     |
|--------------|----------|----|-----|------------|-------------------|--------------------|----------------|-----------------|-----------------|------------------|-------------------|----------------|------------------|------------------|-----|-----|----|----|---|----|-----|----|-----|-----|-----|
| Opponent     | Date     | GS | Min | FG         | A                 | PCT                | 3FG            | A               | PCT             | FT               | A                 | PCT            | OR               | DR               | REB | AVG | PF | FO | A | TO | BLK | ST | PTS | AVG |     |
| at Rutgers   | 11/11/16 |    | 11  | 0          | 2                 | .000               | 0              | 1               | .000            | 3                | 3                 | 1.000          | 0                | 3                | 3   | 3.0 | 1  | 0  | 0 | 1  | 0   | 0  | 0   | 3   | 3.0 |
| #19 FLORIDA  | 11/14/16 |    | 20  | 3          | 7                 | .429               | 2              | 3               | .667            | 1                | 1                 | 1.000          | 2                | 2                | 4   | 3.5 | 1  | 0  | 1 | 2  | 0   | 3  | 9   | 6.0 |     |
| #23 INDIANA  | 11/17/16 |    | 3   | 0          | 0                 | .000               | 0              | 0               | .000            | 0                | 0                 | .000           | 0                | 0                | 0   | 2.3 | 3  | 0  | 0 | 0  | 0   | 0  | 0   | 4.0 |     |
| Totals       |          | 0  | 34  | 3          | 9                 | .333               | 2              | 4               | .500            | 4                | 4                 | 1.000          | 2                | 5                | 7   | 2.3 | 5  | 0  | 1 | 3  | 0   | 3  | 12  | 4.0 |     |


### Career Stats

| Career Stats |    |    |       | GAMES |  | MINS/GAME |     | POINTS/GAME |         | FG PCT |      | 3FG PCT  |     | FT PCT |     | REBS/GAME |     | ASSTS/GAME |    | TO/GAME |     | STLS/GAME |     | BLKS/GAME |     |     |
|--------------|----|----|-------|-------|--|-----------|-----|-------------|---------|--------|------|----------|-----|--------|-----|-----------|-----|------------|----|---------|-----|-----------|-----|-----------|-----|-----|
|              |    |    |       | 85    |  | 14.2      |     | 3.8         |         | .397   |      | .398     |     | .500   |     | 3.4       |     | 0.6        |    | 1.2     |     | 0.4       |     | 0.2       |     |     |
| Year         | GP | GS | Total |       |  | 3-Point   |     |             | F-Throw |        |      | Rebounds |     |        |     |           |     |            |    |         |     |           |     |           |     |     |
|              |    |    | Min   | Avg   |  | FG        | FGA | Pct         | FG      | FGA    | Pct  | FT       | FTA | Pct    | Off | Def       | Tot | Avg        | PF | FO      | Ast | TO        | Blk | Stl       | Pts | Avg |
| 2013-14      | 18 | 0  | 96    | 5.3   |  | 13        | 27  | .481        | 3       | 5      | .600 | 3        | 12  | .250   | 11  | 18        | 29  | 1.6        | 13 | 0       | 6   | 17        | 1   | 2         | 32  | 1.8 |
| 2014-15      | 33 | 1  | 482   | 14.6  |  | 52        | 135 | .385        | 13      | 40     | .325 | 13       | 30  | .433   | 38  | 65        | 103 | 3.1        | 26 | 0       | 18  | 41        | 4   | 11        | 130 | 3.9 |
| 2015-16      | 32 | 7  | 602   | 18.8  |  | 59        | 149 | .396        | 10      | 45     | .222 | 20       | 34  | .588   | 56  | 98        | 154 | 4.8        | 48 | 0       | 23  | 38        | 11  | 16        | 148 | 4.6 |
| 2016-17      | 3  | 0  | 34    | 11.3  |  | 3         | 9   | .333        | 2       | 4      | .500 | 4        | 4   | 1.000  | 2   | 5         | 7   | 2.3        | 5  | 0       | 1   | 3         | 0   | 3         | 12  | 4.0 |
| TOTAL        | 86 | 8  | 1214  | 14.1  |  | 127       | 320 | .397        | 28      | 94     | .298 | 40       | 80  | .500   | 107 | 186       | 293 | 3.4        | 92 | 0       | 48  | 99        | 16  | 32        | 322 | 3.7 |

# 2016-17 Chattanooga Women's Basketball

## #24 Nakeia Burks

Sophomore | Guard | 5-10 | Huntsville, Alabama | Huntsville High School



### Season and Career Highs

| Category | Season     | Career                              |
|----------|------------|-------------------------------------|
| Points   | none ..... | 6 (2) last vs. Harvard.....01/04/16 |
| Rebounds | none ..... | 2 vs. Western Carolina.....01/13/16 |
| Assists  | none ..... | 1 vs. Western Carolina.....01/13/16 |
| Steals   | none ..... | 1 (2) last vs. Furman .....02/04/16 |
| Blocks   | none ..... | 1 vs. Harvard.....01/04/16          |
| Minutes  | none ..... | 25 vs. Belmont.....12/16/15         |
| FGs      | none ..... | 2 (2) last vs. Harvard.....01/04/16 |
| 3FGs     | none ..... | 2 vs. Harvard.....01/04/16          |
| FTs      | none ..... | 2 (3) last at UNCW .....12/19/15    |

### Game-by-Game

| <i>Game-by-Game</i> |      |    |     | GAMES<br>0 | MINS/GAME<br>0.0 |     |     | POINTS/GAME<br>0.0 |     |    | FG PCT<br>.000 |     | 3FG PCT<br>.000 |    | FT PCT<br>.000 |     | REBS/GAME<br>0.0 |    | ASSTS/GAME<br>0.0 |    | TO/GAME<br>0.0 |    | STLS/GAME<br>0.0 |     | BLKS/GAME<br>0.0 |  |
|---------------------|------|----|-----|------------|------------------|-----|-----|--------------------|-----|----|----------------|-----|-----------------|----|----------------|-----|------------------|----|-------------------|----|----------------|----|------------------|-----|------------------|--|
| Opponent            | Date | GS | Min | FG         | A                | PCT | 3FG | A                  | PCT | FT | A              | PCT | OR              | DR | REB            | AVG | PF               | FO | A                 | TO | BLK            | ST | PTS              | AVG |                  |  |
| at Rutgers          | DNP  |    |     |            |                  |     |     |                    |     |    |                |     |                 |    |                |     |                  |    |                   |    |                |    |                  |     |                  |  |
| #19 FLORIDA         | DNP  |    |     |            |                  |     |     |                    |     |    |                |     |                 |    |                |     |                  |    |                   |    |                |    |                  |     |                  |  |
| Totals              |      |    |     |            |                  |     |     |                    |     |    |                |     |                 |    |                |     |                  |    |                   |    |                |    |                  |     |                  |  |

### Career Stats


| Career Stats |    |    |     | GAMES |     | MINS/GAME |       | POINTS/GAME |    |         | FG PCT |    | 3FG PCT |   | FT PCT |          | REBS/GAME |   | ASSTS/GAME |    | TO/GAME |   | STLS/GAME |    | BLKS/GAME |  |  |     |  |    |  |     |  |     |  |     |  |     |  |
|--------------|----|----|-----|-------|-----|-----------|-------|-------------|----|---------|--------|----|---------|---|--------|----------|-----------|---|------------|----|---------|---|-----------|----|-----------|--|--|-----|--|----|--|-----|--|-----|--|-----|--|-----|--|
|              |    |    |     | 18    |     | 9.7       |       | 1.4         |    |         | .250   |    | .286    |   | .800   |          | 0.6       |   | 0.1        |    | 1.0     |   | 0.1       |    | 0.1       |  |  |     |  |    |  |     |  |     |  |     |  |     |  |
| Year         | GP | GS | Min |       | Avg |           | Total |             |    | 3-Point |        |    | F-Throw |   |        | Rebounds |           |   |            | PF |         |   |           | FO |           |  |  | Ast |  | TO |  | Blk |  | Stl |  | Pts |  | Avg |  |
| 2015-16      | 18 | 7  | 175 | 9.7   | 7   | 28        | .250  | 4           | 14 | .286    | 8      | 10 | .800    | 2 | 8      | 10       | 0.6       | 8 | 0          | 1  | 18      | 1 | 2         | 26 | 1.4       |  |  |     |  |    |  |     |  |     |  |     |  |     |  |
| TOTAL        | 18 | 7  | 175 | 9.7   | 7   | 28        | .250  | 4           | 14 | .286    | 8      | 10 | .800    | 2 | 8      | 10       | 0.6       | 8 | 0          | 1  | 18      | 1 | 2         | 26 | 1.4       |  |  |     |  |    |  |     |  |     |  |     |  |     |  |
|              |    |    |     |       |     |           |       |             |    |         |        |    |         |   |        |          |           |   |            |    |         |   |           |    |           |  |  |     |  |    |  |     |  |     |  |     |  |     |  |



# 2016-17 Chattanooga Women's Basketball

## #25 Chelsey Shumpert

Redshirt Junior | Guard | 5-4 | Paducah, Kentucky | Tilghman High School



### Season and Career Highs

| Category | Season                       | Career                              |
|----------|------------------------------|-------------------------------------|
| Points   | 18 at Rutgers .....          | 11/11 same                          |
| Rebounds | 3 at Rutgers .....           | 11/11 7 at Samford .....            |
| Assists  | 4 vs. Florida .....          | 11/14 7 vs. Western Carolina .....  |
| Steals   | 1 vs. Florida .....          | 11/14 4 vs. Appalachian State ..... |
| Blocks   | none .....                   | 1 at UNCG .....                     |
| Minutes  | 39 at Rutgers .....          | 11/11 same                          |
| FGs      | 5 at Rutgers .....           | 11/11 6 (2) last at Samford .....   |
| 3FGs     | 1 (3) last vs. Indiana ..... | 11/17 3 (4) last vs. UNCG .....     |
| FTs      | 7 at Rutgers .....           | 11/11 same                          |

### Game-by-Game

| Game-by-Game |          |    |     | GAMES<br>32 |    | MINS/GAME<br>18.1 |     | POINTS/GAME<br>4.6 |      | FG PCT<br>.396 |   | 3FG PCT<br>.222 |    | FT PCT<br>.588 |     | REBS/GAME<br>4.8 |    | ASSTS/GAME<br>0.7 |   | TO/GAME<br>1.2 |     | STLS/GAME<br>0.5 |     | BLKS/GAME<br>0.3 |  |
|--------------|----------|----|-----|-------------|----|-------------------|-----|--------------------|------|----------------|---|-----------------|----|----------------|-----|------------------|----|-------------------|---|----------------|-----|------------------|-----|------------------|--|
| Opponent     | Date     | GS | Min | FG          | A  | PCT               | 3FG | A                  | PCT  | FT             | A | PCT             | OR | DR             | REB | AVG              | PF | FO                | A | TO             | BLK | ST               | PTS | AVG              |  |
| at Rutgers   | 11/11/16 | *  | 39  | 5           | 11 | .455              | 1   | 5                  | .200 | 7              | 7 | 1.000           | 0  | 3              | 3   | 3.0              | 2  | 0                 | 3 | 1              | 0   | 0                | 18  | 18.0             |  |
| #19 FLORIDA  | 11/14/16 | *  | 26  | 3           | 9  | .333              | 1   | 6                  | .167 | 1              | 1 | 1.000           | 0  | 0              | 0   | 1.5              | 1  | 0                 | 4 | 4              | 0   | 1                | 8   | 13.0             |  |
| #23 INDIANA  | 11/17/16 | *  | 28  | 3           | 8  | .375              | 1   | 3                  | .333 | 1              | 1 | 1.000           | 0  | 2              | 2   | 1.7              | 2  | 0                 | 0 | 1              | 0   | 0                | 8   | 11.3             |  |
| Totals       |          | 3  | 93  | 11          | 28 | .393              | 3   | 14                 | .214 | 9              | 9 | 1.000           | 0  | 5              | 5   | 1.7              | 5  | 0                 | 7 | 6              | 0   | 1                | 34  | 11.3             |  |

### Career Stats

| Career Stats |    |    |       | GAMES | MINS/GAME | POINTS/GAME | FG PCT | 3FG PCT | FT PCT  | REBS/GAME | ASSTS/GAME | TO/GAME  | STLS/GAME | BLKS/GAME |     |     |     |     |    |     |     |     |     |    |     |      |
|--------------|----|----|-------|-------|-----------|-------------|--------|---------|---------|-----------|------------|----------|-----------|-----------|-----|-----|-----|-----|----|-----|-----|-----|-----|----|-----|------|
|              |    |    |       | 68    | 24.6      | 9.5         | .435   | .359    | .739    | 2.2       | 2.1        | 1.7      | 0.9       | 0.1       |     |     |     |     |    |     |     |     |     |    |     |      |
| Year         | GP | GS | Total |       |           | 3-Point     |        |         | F-Throw |           |            | Rebounds |           |           |     |     |     |     |    | Pts | Avg |     |     |    |     |      |
|              |    |    | Min   | Avg   |           | FG          | FGA    | Pct     | FG      | FGA       | Pct        | FT       | FTA       | Pct       | Off | Def | Tot | Avg | PF |     |     | FO  | Ast | TO | Blk | Stl  |
| 2013-14      | 30 | 26 | 587   | 19.6  |           | 69          | 155    | .445    | 34      | 94        | .362       | 36       | 44        | .818      | 18  | 46  | 64  | 2.1 | 40 | 0   | 54  | 50  | 1   | 21 | 208 | 6.9  |
| 2014-15      | 33 | 33 | 938   | 28.4  |           | 136         | 312    | .436    | 68      | 186       | .366       | 41       | 63        | .651      | 16  | 58  | 74  | 2.2 | 39 | 0   | 81  | 56  | 3   | 40 | 381 | 11.5 |
| 2015-16      | 3  | 3  | 83    | 27.7  |           | 11          | 28     | .393    | 7       | 18        | .389       | 3        | 4         | .750      | 1   | 8   | 9   | 3.0 | 6  | 0   | 4   | 6   | 0   | 1  | 32  | 10.7 |
| 2016-17      | 3  | 3  | 93    | 31.0  |           | 11          | 28     | .393    | 3       | 14        | .214       | 9        | 9         | 1.000     | 0   | 5   | 5   | 1.7 | 5  | 0   | 7   | 6   | 0   | 1  | 34  | 11.3 |
| TOTAL        | 69 | 65 | 1701  | 24.7  |           | 227         | 523    | .434    | 112     | 312       | .359       | 89       | 120       | .742      | 35  | 117 | 152 | 2.2 | 90 | 0   | 146 | 118 | 4   | 63 | 655 | 9.5  |

# 2016-17 Chattanooga Women's Basketball

## #30 Ansley Chilton

Redshirt Junior | Forward/Center | 6-3 | Trenton, Georgia | Dade County High School



### Season and Career Highs

| Category | Season     | Career   |
|----------|------------|--|
| Points   | none ..... | 15 at Tennessee ..... 11/23/15                 |
| Rebounds | none ..... | 5 at Butler ..... 11/19/14                     |
| Assists  | none ..... | 2 vs. Butler ..... 11/15/15                    |
| Steals   | none ..... | 1 (2) last vs. Western Carolina ..... 01/13/16 |
| Blocks   | none ..... | 2 vs. Western Carolina ..... 01/13/16          |
| Minutes  | none ..... | 27 at Tennessee ..... 11/23/15                 |
| FGs      | none ..... | 6 at Tennessee ..... 11/23/15                  |
| 3FGs     | none ..... | 3 at Tennessee ..... 11/23/15                  |
| FTs      | none ..... | 3 vs. Wofford ..... 02/09/15                   |

### Game-by-Game

| <i>Game-by-Game</i> |      |    |     | GAMES<br>18 | MINS/GAME<br>6.9 |     | POINTS/GAME<br>1.9 |   | FG PCT<br>.351 | 3FG PCT<br>.278 | FT PCT<br>.750 | REBS/GAME<br>1.1 |    | ASSTS/GAME<br>0.2 |     | TO/GAME<br>0.3 |    | STLS/GAME<br>0.1 |   | BLKS/GAME<br>0.2 |     |    |     |     |
|---------------------|------|----|-----|-------------|------------------|-----|--------------------|---|----------------|-----------------|----------------|------------------|----|-------------------|-----|----------------|----|------------------|---|------------------|-----|----|-----|-----|
| Opponent            | Date | GS | Min | FG          | A                | PCT | 3FG                | A | PCT            | FT              | A              | PCT              | OR | DR                | REB | AVG            | PF | FO               | A | TO               | BLK | ST | PTS | AVG |
| at Rutgers          | DNP  |    |     |             |                  |     |                    |   |                |                 |                |                  |    |                   |     |                |    |                  |   |                  |     |    |     |     |
| #19 FLORIDA         | DNP  |    |     |             |                  |     |                    |   |                |                 |                |                  |    |                   |     |                |    |                  |   |                  |     |    |     |     |
| Totals              |      |    |     |             |                  |     |                    |   |                |                 |                |                  |    |                   |     |                |    |                  |   |                  |     |    |     |     |

### Career Stats

| Career Stats |    |    |     |     | GAMES | MINS/GAME | POINTS/GAME | FG PCT  | 3FG PCT | FT PCT | REBS/GAME | ASSTS/GAME | TO/GAME | STLS/GAME | BLKS/GAME |     |     |    |    |     |    |     |     |     |     |
|--------------|----|----|-----|-----|-------|-----------|-------------|---------|---------|--------|-----------|------------|---------|-----------|-----------|-----|-----|----|----|-----|----|-----|-----|-----|-----|
|              |    |    |     |     | 38    | 6.0       | 2.0         | .475    | .333    | .526   | 1.1       | 0.2        | 0.3     | 0.1       | 0.2       |     |     |    |    |     |    |     |     |     |     |
| Year         | GP | GS | Min | Avg | Total |           |             | 3-Point |         |        | F-Throw   |            |         | Rebounds  |           |     |     |    |    |     |    |     |     |     |     |
|              |    |    |     |     | FG    | FGA       | Pct         | FG      | FGA     | Pct    | FT        | FTA        | Pct     | Off       | Def       | Tot | Avg | PF | FO | Ast | TO | Blk | Stl | Pts | Avg |
| 2014-15      | 20 | 0  | 103 | 5.2 | 16    | 24        | .667        | 2       | 3       | .667   | 7         | 15         | .467    | 6         | 17        | 23  | 1.2 | 13 | 0  | 3   | 8  | 3   | 0   | 41  | 2.1 |
| 2015-16      | 18 | 0  | 125 | 6.9 | 13    | 37        | .351        | 5       | 18      | .278   | 3         | 4          | .750    | 0         | 20        | 20  | 1.1 | 6  | 0  | 3   | 5  | 3   | 2   | 34  | 1.9 |
| TOTAL        | 38 | 0  | 228 | 6.0 | 29    | 61        | .475        | 7       | 21      | .333   | 10        | 19         | .526    | 6         | 37        | 43  | 1.1 | 19 | 0  | 6   | 13 | 6   | 2   | 75  | 2.0 |
|              |    |    |     |     |       |           |             |         |         |        |           |            |         |           |           |     |     |    |    |     |    |     |     |     |     |

# 2016-17 Chattanooga Women's Basketball

## #33 Lakelyn Bouldin

Freshman | Guard | 5-9 | Spencer, Tennessee | Van Buren County High School



### Season and Career Highs

| Category | Season/Career              |
|----------|----------------------------|
| Points   | 10 vs. Indiana ..... 11/17 |
| Rebounds | 3 vs. Florida ..... 11/14  |
| Assists  | 2 vs. Florida ..... 11/14  |
| Steals   | 1 vs. Florida ..... 11/14  |
| Blocks   | none                       |
| Minutes  | 25 vs. Florida ..... 11/14 |
| FGs      | 3 vs. Florida ..... 11/14  |
| 3FGs     | 2 vs. Indiana ..... 11/17  |
| FTs      | 4 vs. Indiana ..... 11/17  |

### Game-by-Game

| Game-by-Game |          |    |     | GAMES<br>0 |    | MINS/GAME<br>0.0 |     | POINTS/GAME<br>0.0 |      | FG PCT<br>.000 |   | 3FG PCT<br>.000 |    | FT PCT<br>.000 |     | REBS/GAME<br>0.0 |    | ASSTS/GAME<br>0.0 |   | TO/GAME<br>0.0 |     | STLS/GAME<br>0.0 |     | BLKS/GAME<br>0.0 |  |
|--------------|----------|----|-----|------------|----|------------------|-----|--------------------|------|----------------|---|-----------------|----|----------------|-----|------------------|----|-------------------|---|----------------|-----|------------------|-----|------------------|--|
| Opponent     | Date     | GS | Min | FG         | A  | PCT              | 3FG | A                  | PCT  | FT             | A | PCT             | OR | DR             | REB | AVG              | PF | FO                | A | TO             | BLK | ST               | PTS | AVG              |  |
| at Rutgers   | 11/11/16 |    | 8   | 0          | 1  | .000             | 0   | 1                  | .000 | 0              | 0 | .000            | 0  | 0              | 0   | 0.0              | 0  | 0                 | 0 | 0              | 0   | 0                | 0   | 0.0              |  |
| #19 FLORIDA  | 11/14/16 |    | 25  | 3          | 7  | .429             | 1   | 3                  | .333 | 2              | 2 | 1.000           | 0  | 3              | 3   | 1.5              | 0  | 0                 | 2 | 2              | 0   | 1                | 9   | 4.5              |  |
| #23 INDIANA  | 11/17/16 |    | 19  | 2          | 4  | .500             | 2   | 3                  | .667 | 4              | 4 | 1.000           | 0  | 1              | 1   | 1.3              | 2  | 0                 | 0 | 0              | 0   | 0                | 10  | 6.3              |  |
| Totals       |          | 0  | 52  | 5          | 12 | .417             | 3   | 7                  | .429 | 6              | 6 | 1.000           | 0  | 4              | 4   | 1.3              | 2  | 0                 | 2 | 2              | 0   | 1                | 19  | 6.3              |  |

# 2016-17 Chattanooga Women's Basketball

## #35 Aryanna Gilbert

Redshirt Junior | Guard | 5-9 | Pulaski, Tennessee | Columbia Central High School



### Season and Career Highs

| Category | Season                              | Career                                 |
|----------|-------------------------------------|--|
| Points   | 2 (3) last vs. Indiana ..... 11/17  | 26 vs. Austin Peay ..... 11/24/14      |
| Rebounds | 4 (2) last vs. Indiana ..... 11/17  | 8 vs. Austin Peay ..... 11/24/14       |
| Assists  | 3 at Rutgers ..... 11/11            | 5 vs. Southern Miss ..... 11/20/15     |
| Steals   | 1 vs. Indiana ..... 11/17           | 4 (3) last at Tennessee ..... 11/23/15 |
| Blocks   | none .....                          | 4 vs. UNCG ..... 01/16/16              |
| Minutes  | 28 (2) last vs. Indiana ..... 11/17 | 39 vs. Southern Miss ..... 11/20/15    |
| FGs      | 1 (3) last vs. Indiana ..... 11/17  | 13 vs. Austin Peay ..... 11/24/14      |
| 3FGs     | none .....                          | 2 (3) last vs. Mercer ..... 03/06/16   |
| FTs      | none .....                          | 4 vs. South Florida ..... 11/16/14     |

### Game-by-Game

| Game-by-Game |          |    |     | GAMES<br>2 |   | MINS/GAME<br>21.5 |     | POINTS/GAME<br>2.9 |      | FG PCT<br>.500 |   | 3FG PCT<br>.000 |    | FT PCT<br>.000 |     | REBS/GAME<br>2.0 |    | ASSTS/GAME<br>2.0 |   | TO/GAME<br>1.0 |     | STLS/GAME<br>0.0 |     | BLKS/GAME<br>0.0 |  |
|--------------|----------|----|-----|------------|---|-------------------|-----|--------------------|------|----------------|---|-----------------|----|----------------|-----|------------------|----|-------------------|---|----------------|-----|------------------|-----|------------------|--|
| Opponent     | Date     | GS | Min | FG         | A | PCT               | 3FG | A                  | PCT  | FT             | A | PCT             | OR | DR             | REB | AVG              | PF | FO                | A | TO             | BLK | ST               | PTS | AVG              |  |
| at Rutgers   | 11/11/16 | *  | 28  | 1          | 3 | .333              | 0   | 0                  | .000 | 0              | 0 | .000            | 2  | 2              | 4   | 4.0              | 2  | 0                 | 3 | 1              | 0   | 0                | 2   | 2.0              |  |
| #19 FLORIDA  | 11/14/16 | *  | 15  | 1          | 1 | 1.000             | 0   | 0                  | .000 | 0              | 0 | .000            | 0  | 0              | 0   | 2.0              | 0  | 0                 | 1 | 1              | 0   | 0                | 2   | 2.0              |  |
| #23 INDIANA  | 11/17/16 | *  | 28  | 1          | 3 | .333              | 0   | 1                  | .000 | 0              | 0 | .000            | 1  | 3              | 4   | 2.7              | 1  | 0                 | 0 | 2              | 0   | 1                | 2   | 2.0              |  |
| Totals       |          | 3  | 71  | 3          | 7 | .429              | 0   | 1                  | .000 | 0              | 0 | .000            | 3  | 5              | 8   | 2.7              | 3  | 0                 | 4 | 4              | 0   | 1                | 6   | 2.0              |  |


### Career Stats

| Career Stats |    |    |      | GAMES | MINS/GAME | POINTS/GAME | FG PCT | 3FG PCT | FT PCT | REBS/GAME | ASSTS/GAME | TO/GAME | STLS/GAME | BLKS/GAME |     |     |     |    |    |     |     |     |     |     |     |
|--------------|----|----|------|-------|-----------|-------------|--------|---------|--------|-----------|------------|---------|-----------|-----------|-----|-----|-----|----|----|-----|-----|-----|-----|-----|-----|
|              |    |    |      | 66    | 21.6      | 5.3         | .546   | .231    | .667   | 2.6       | 1.3        | 1.5     | 0.9       | 0.5       |     |     |     |    |    |     |     |     |     |     |     |
| Year         | GP | GS |      |       | Total     |             |        | 3-Point |        |           | F-Throw    |         |           | Rebounds  |     |     |     |    |    |     |     |     |     |     |     |
|              |    |    | Min  | Avg   | FG        | FGA         | Pct    | FG      | FGA    | Pct       | FT         | FTA     | Pct       | Off       | Def | Tot | Avg | PF | FO | Ast | TO  | Blk | Stl | Pts | Avg |
| 2013-14      | 29 | 25 | 425  | 14.7  | 57        | 92          | .620   | 0       | 5      | .000      | 11         | 20      | .550      | 21        | 38  | 59  | 2.0 | 35 | 0  | 26  | 28  | 11  | 24  | 125 | 4.3 |
| 2014-15 (RS) | 8  | 7  | 210  | 26.3  | 27        | 57          | .474   | 1       | 4      | .250      | 7          | 9       | .778      | 18        | 12  | 30  | 3.8 | 14 | 0  | 13  | 10  | 7   | 6   | 62  | 7.8 |
| 2015-16      | 27 | 25 | 745  | 27.6  | 69        | 131         | .527   | 8       | 30     | .267      | 12         | 16      | .750      | 24        | 52  | 76  | 2.8 | 37 | 0  | 43  | 60  | 15  | 31  | 158 | 5.9 |
| 2016-17      | 3  | 3  | 71   | 23.7  | 3         | 7           | .429   | 0       | 1      | .000      | 0          | 0       | .000      | 3         | 5   | 8   | 2.7 | 3  | 0  | 4   | 4   | 0   | 1   | 6   | 2.0 |
| TOTAL        | 67 | 60 | 1451 | 21.7  | 156       | 287         | .544   | 9       | 40     | .225      | 30         | 45      | .667      | 66        | 107 | 173 | 2.6 | 89 | 0  | 86  | 102 | 33  | 62  | 351 | 5.2 |

# 2016-17 Chattanooga Women's Basketball

## #41 Ashlyn Wert

Redshirt Sophomore | Center | 6-5 | Lancaster, Pennsylvania | JP McCaskey High School



### Season and Career Highs

| Category | Season                    | Career                               |
|----------|---------------------------|--------------------------------------|
| Points   | 8 at Rutgers..... 11/11   | same                                 |
| Rebounds | 3 vs. Indiana ..... 11/17 | same                                 |
| Assists  | none.....                 | 1 vs. Western Carolina..... 01/13/16 |
| Steals   | none.....                 | none                                 |
| Blocks   | 3 at Rutgers..... 11/11   | same                                 |
| Minutes  | 21 at Rutgers..... 11/11  | same                                 |
| FGs      | 4 at Rutgers..... 11/11   | same                                 |
| 3FGs     | none.....                 | none                                 |
| FTs      | 3 vs. Indiana ..... 11/17 | same                                 |

### Game-by-Game

| Game-by-Game |          |    |     | GAMES<br>2 |   | MINS/GAME<br>12.5 |     | POINTS/GAME<br>4.0 |      | FG PCT<br>.800 |   | 3FG PCT<br>.000 |    | FT PCT<br>.000 |     | REBS/GAME<br>1.0 |    | ASSTS/GAME<br>0.0 |   | TO/GAME<br>1.0 |     | STLS/GAME<br>0.0 |     | BLKS/GAME<br>2.0 |  |
|--------------|----------|----|-----|------------|---|-------------------|-----|--------------------|------|----------------|---|-----------------|----|----------------|-----|------------------|----|-------------------|---|----------------|-----|------------------|-----|------------------|--|
| Opponent     | Date     | GS | Min | FG         | A | PCT               | 3FG | A                  | PCT  | FT             | A | PCT             | OR | DR             | REB | AVG              | PF | FO                | A | TO             | BLK | ST               | PTS | AVG              |  |
| at Rutgers   | 11/11/16 |    | 21  | 4          | 5 | .800              | 0   | 0                  | .000 | 0              | 0 | .000            | 0  | 2              | 2   | 2.0              | 1  | 0                 | 0 | 2              | 3   | 0                | 8   | 8.0              |  |
| #19 FLORIDA  | 11/14/16 |    | 4   | 0          | 0 | .000              | 0   | 0                  | .000 | 0              | 0 | .000            | 0  | 0              | 0   | 1.0              | 0  | 0                 | 0 | 0              | 1   | 0                | 0   | 4.0              |  |
| #23 INDIANA  | 11/17/16 |    | 11  | 1          | 1 | 1.000             | 0   | 0                  | .000 | 3              | 4 | .750            | 2  | 1              | 3   | 1.7              | 0  | 0                 | 0 | 1              | 0   | 0                | 5   | 4.3              |  |
| Totals       |          | 0  | 36  | 5          | 6 | .833              | 0   | 0                  | .000 | 3              | 4 | .750            | 2  | 3              | 5   | 1.7              | 1  | 0                 | 0 | 3              | 4   | 0                | 13  | 4.3              |  |

### Career Stats

| Career Stats |    |    |     | GAMES |       | MINS/GAME |      | POINTS/GAME |     | FG PCT |         | 3FG PCT |      | FT PCT   |     | REBS/GAME |     | ASSTS/GAME |    | TO/GAME |    | STLS/GAME |     | BLKS/GAME |     |
|--------------|----|----|-----|-------|-------|-----------|------|-------------|-----|--------|---------|---------|------|----------|-----|-----------|-----|------------|----|---------|----|-----------|-----|-----------|-----|
|              |    |    |     | 14    |       | 4.7       |      | 0.9         |     | .353   |         | .000    |      | .250     |     | 0.8       |     | 0.1        |    | 0.6     |    | 0.0       |     | 0.6       |     |
| Year         | GP | GS | Min | Avg   | Total |           |      | 3-Point     |     |        | F-Throw |         |      | Rebounds |     |           |     |            |    |         |    |           |     |           |     |
|              |    |    |     |       | FG    | FGA       | Pct  | FG          | FGA | Pct    | FT      | FTA     | Pct  | Off      | Def | Tot       | Avg | PF         | FO | Ast     | TO | Blk       | Stl | Pts       | Avg |
| 2015-16      | 12 | 0  | 41  | 3.4   | 2     | 12        | .167 | 0           | 0   | .000   | 1       | 4       | .250 | 1        | 8   | 9         | 0.8 | 6          | 0  | 1       | 7  | 4         | 0   | 5         | 0.4 |
| 2016-17      | 3  | 0  | 36  | 12.0  | 5     | 6         | .833 | 0           | 0   | .000   | 3       | 4       | .750 | 2        | 3   | 5         | 1.7 | 1          | 0  | 0       | 3  | 4         | 0   | 13        | 4.3 |
| TOTAL        | 15 | 0  | 77  | 5.1   | 7     | 18        | .389 | 0           | 0   | .000   | 4       | 8       | .500 | 3        | 11  | 14        | 0.9 | 7          | 0  | 1       | 10 | 8         | 0   | 18        | 1.2 |






## 2016-17 CHATTANOOGA TV/RADIO ROSTER



Jamine Joyner | SR  
C | Southaven, Miss.



Arianne Whitaker | SO  
C | Cincinnati, Ohio



Anna Claire Noblit | JR  
G | Tuscumbia, Ala.



Queen Alford | R-SR  
G | Decatur, Ga.




Molly Melton | SO  
G | Knoxville, Tenn.



Keiana Gilbert | JR  
G | Pulaski, Tenn.



Sydney Vanlandingham | R-SR  
G/F | Gallatin, Tenn.



Shelbie Davenport | R-SO  
G | Mufreesboro, Tenn.



Moses Johnson | SR  
G | Atlanta, Ga.



Nakeia Burks | SO  
G | Huntsville, Ala.



Chelsey Shumpert | R-JR  
G | Paducah, Ky.



Ansley Chilton | R-JR  
C | Trenton, Ga.



Aryanna Gilbert | R-JR  
G/F | Pulaski, Tenn.



Lakelyn Bouldin | FR  
G | Spencer, Tenn.



Ashlyn Wert | R-SO  
C | Lancaster, Pa.




**Jim Foster**  
Head Coach | 4th Season



Katie Burrows  
Asst. Coach | 8th Season



Brittany Johnson  
Asst. Coach | 4th Season




John McCray  
Asst. Coach | 4th Season



Brianna Sanders  
Dir. of Operations | 3rd



Jonathon Goldberg  
Dir. Student Athlete Dev. | 3rd



Alicia Payne  
Student Asst. | 1st Season