

## Louisville Basketball Quick Facts

Location	Louisville, Ky. 40292
Founded / Enrollment	1798 / 22,000
Nickname / Colors	Cardinals / Red & Black
Conference	Atlantic Coast
Home Court	KFC Yum! Center (22,000)
Acting President	Dr. Neville Pinto
Vice President for Athletics	Tom Jurich
Head Coach	Rick Pitino (UMass '74)
U of L Record	394-134 (16th yr.)
Overall Record	748-262 (32nd yr.)
Associate Head Coach	Kenny Johnson
Assistant Coaches	Mike Balado, David Padgett
Dir. of Basketball Operations	Michael Bowden
All-Time Record	1,781-892 (103rd yr.)
All-Time NCAA Tournament Record	75-42
	(41 Appearances, 10 Final Fours,
	Three NCAA Championships - 1980, 1986, 2013)
Important Phone Numbers	
Athletics Office	(502) 852-5732
Basketball Office	(502) 852-6651
Sports Information Office	(502) 852-6581
SID - Kenny Klein, cell	(502) 599-7865
email: kenny@GoCards.com	

## 2016-17 Schedule / Results

Date	Opponent	TV	Time (ET)
<b>November</b>			
Thur. 3	KENTUCKY WESLEYAN ~ ACCNE	W 109-71	
Mon. 7	BELLARMINE ~ ACCNE	W 81-60	
Fri. 11	EVANSVILLE ~ ACCNE	W 78-47	
Mon. 14	WILLIAM & MARY ~ RSN	W 91-58	
Thur. 17	LONG BEACH STATE + ACCNE	W 88-56	
Wed. 23	Old Dominion #	AXS-TV 9:30 p.m.	
Thur. 24	LSU or Wichita State #	TBA 2:30/9:30	
Fri. 25	Battle 4 Atlantis Final Rnd #	TBA	
Wed. 30	PURDUE * ESPN	7:00 p.m.	
<b>December</b>			
Sat. 3	at Grand Canyon	WAVE 9:00 p.m.	
Wed. 7	SOUTHERN ILLINOIS ~ RSN	7:00 p.m.	
Sat. 10	TEXAS SOUTHERN ~ RSN	2:00 p.m.	
Sat. 17	EASTERN KENTUCKY ! ~ RSN	Noon	
Wed. 21	KENTUCKY ~ ESPN	7:00 p.m.	
Wed. 28	VIRGINIA ~ ESPN2	TBA	
Sat. 31	Indiana ^	CBS 12:30 p.m.	
<b>January</b>			
Wed. 4	at Notre Dame	ACCN/WAVE 9:00 p.m.	
Sat. 7	at Georgia Tech	ACCN/WHAS 2:00 p.m.	
Wed. 11	PITTSBURGH ~ RSN	7:00 p.m.	
Sat. 14	DUKE ~ ESPN or ESPN2	Noon	
Thur. 19	CLEMSON ~ ESPN or ESPN2	9:00 p.m.	
Sat. 21	at Florida State	ESPN or ESPN2 2:00 p.m.	
Tues. 24	at Pittsburgh	ESPNU 7:00 p.m.	
Sun. 29	NC STATE ~ ACCN/WAVE	1:00 p.m.	
<b>February</b>			
Sat. 4	at Boston College	ACCN/WHAS 3:00 p.m.	
Mon. 6	at Virginia	ESPN 7:00 p.m.	
Sat. 11	MIAMI ~ ESPN or ESPN2	TBA	
Mon. 13	at Syracuse	ESPN 7:00 p.m.	
Sat. 18	VIRGINIA TECH ~ ACCN/WAVE	1:00 p.m.	
Wed. 22	at North Carolina	ESPN 9:00 p.m.	
Sun. 26	SYRACUSE ~ CBS	2:00 p.m.	
<b>March</b>			
Wed. 1	at Wake Forest	RSN 9:00 p.m.	
Sat. 4	NOTRE DAME ~ CBS	2:00 p.m.	
Tues. 7	at ACC Championship	TBA	
Sat. 11	(Barclays Center, Brooklyn, NY)		
~ exhibition game			
+ Battle 4 Atlantis, Louisville, KY			
# Battle 4 Atlantis, Paradise Island, Bahamas			
* ACC/Big 10 Challenge, Louisville, KY			
! Billy Minardi Classic, Louisville, KY			
^ at Bankers Life Arena, Indianapolis, Ind.			



# LOUISVILLE BASKETBALL

1980, 1986, 2013 NCAA Champions □ 10 NCAA Final Fours □ 41 NCAA Tournament Appearances

Sports Information ♦ University of Louisville ♦ Louisville, KY 40292 ♦ www.GoCards.com  
Phone: (502) 852-6581 ♦ Fax: (502) 852-7401 ♦ email: kenny@GoCards.com ♦ Twitter: @KKcards

## Louisville Cardinals (3-0)

## vs. Old Dominion Monarchs (2-0)



Wednesday, Nov. 23 ■ 9:30 p.m. ET ■ KFC Yum! Center ■ Louisville, Ky.

## PROBABLE STARTING LINEUPS

### Louisville (3-0)

	Ht.	Wt.	Yr.	PPG	RPG	Hometown
F 10 Jaylen JOHNSON	6-9	230	Jr.	15.3	11.3	Ypsilanti, Mich.
F 22 Deng ADEL	6-7	200	So.	11.0	4.3	Melbourne, Australia
C 12 Mangok MATHIANG	6-10	220	Sr.	7.7	8.0	Melbourne, Australia
G 4 Quentin SNIDER	6-2	175	Jr.	6.7	2.3	Louisville, Ky.
G 45 Donovan MITCHELL	6-3	195	So.	10.7	5.3	Greenwich, Conn.

### Old Dominion (2-0)

	Ht.	Wt.	Yr.	PPG	RPG	Hometown
F 21 Denzell TAYLOR	6-7	220	Sr.	2.5	6.5	Brampton, Ontario, Canada
F 24 Zoran TALLEY	6-7	200	So.	9.0	2.5	Woodbridge, Va.
F 25 Brandan STITH	6-5	210	So.	15.0	6.0	Lawrenceville, Va.
G 0 Jordan BAKER	6-2	205	Sr.	14.5	4.0	Hampton, Va.
G 4 Ahmad CAVER	6-2	170	So.	9.5	4.5	Atlanta, Ga.

Head Coach: Jeff Jones (Virginia '82) 72-39 in 4th year at Old Dominion; 430-325 in 25th year overall.

After playing its first three games at home in the KFC Yum! Center, Louisville travels to Paradise Island, Bahamas to face the Old Dominion Monarchs (2-0) in the Battle 4 Atlantis on Wednesday. It is the first of three games for the Cardinals at the Atlantis resort in the eight-team event. Louisville has won its first three games, beating Long Beach State 88-56 on Nov. 17 in its last outing as seven Cardinals scored eight or more points. Old Dominion posted a 25-13 record last season, reached the Conference USA championship game and won the inaugural Vegas 16 post-season tournament title. Old Dominion beat James Madison 62-55 in its opener on Nov. 11 and prevailed 64-61 at Richmond on Nov. 14 in its last game.

## GAME FACTS

**Site:** Battle 4 Atlantis, Imperial Arena (3,900), Paradise Island, Bahamas

**Television:** AXS-TV - Kenny Rice, play-by-play; Seth Davis and Tom Walsh, analysts. (AXS-TV is available in Louisville on TWC/Spectrum channel 928, AT&T Uverse 1106, DirecTV 340/1340, and DISH 167)

**Radio:** WHAS (840 AM) Paul Rogers, play-by-play; Bob Valvano, analyst (Sirius channel 84, XM 84, Internet 84)

**Only Previous Meeting:** UofL 64, ODU 53 (Nov. 24, 2007 in Las Vegas Invitational, Las Vegas, Nev.)

**UofL National Ranking:** 10th USA Today, 10th Associated Press

**Next UofL Game:** Nov. 24 vs. Wichita State or LSU, Battle 4 Atlantis, 2:30 or 9:30 p.m. ET (ESPN or AXS-TV)

## CARD FILE

■ **Jaylen Johnson** has produced double-doubles in two of the Cardinals' first three games and missed a third by one rebound. He is tied for the ACC lead and 31st nationally in rebounding (11.3 per game). He had scored in double figures twice in his career entering the season and the two double-doubles are his first.

■ Louisville has blocked double-digit shots in two of its first three games (10 vs. Evansville, 11 vs. William & Mary). It was the first time in six years that the Cardinals had 10 or more swats in back-to-back games. UofL's 30 rejections ranks **second in the nation** in blocked shots.

■ Louisville's **149 victories** over the last six years are the **fifth-most wins in the nation** in that stretch. The Cards are one of just three teams to win at least 30 games in three of the last five seasons (30-10 in 2011-12, 35-5 in '12-13, 31-6 in '13-14).

■ Louisville is one of just four schools which have won 20 or more games in each of the **last 14 seasons** (also Kansas, Duke and Gonzaga).

■ Louisville has scored over half of its points inside the paint this season (134 of 257 points).

■ UofL **Coach Rick Pitino** needs **two victories** to reach 750 in his collegiate career and **six wins** for his 400th victory at Louisville. He is one of five active coaches with at least 740 victories.

■ UofL is **third in the nation** in field goal percentage defense (.296).

■ UofL's academic performance has been impressive, as the team posted a collective **3.38 grade point average** for the most recent 2016 spring semester, with **14 of 15** student athletes achieving a 3.0 or better GPA. A league-high **seven Cardinals** were named to the 2016 All-ACC Academic Team.

■ **About Old Dominion** — After playing its first three games at home in the KFC Yum! Center, Louisville travels to Paradise Island, Bahamas to face the Old Dominion Monarchs (2-0) in the Battle 4 Atlantis on Wednesday, Nov. 23 at 9:30 p.m. (AXS-TV). The game is the first of three games at the Atlantis resort in the eight-team event. Old Dominion beat James Madison 62-55 in its opener on Nov. 11, and prevailing 64-61 at Richmond on Nov. 14 in its last game.

Old Dominion posted a 25-13 record last season, reached the Conference USA championship game and won the inaugural Vegas 16 post-season tournament title. The Monarchs return three starters and four of its top seven scorers. Dating back to last season, ODU has won 12 of its last 13 games. The Monarchs took an eight-day trip to Spain in August.

Louisville defeated ODU 64-53 in the Las Vegas Invitational on Nov. 24, 2007 in the only previous meeting between the two schools as Terrence Williams scored 20 points and Earl Clark added 11 points and 15 rebounds to lead the Cardinals.

ODU head coach Jeff Jones, a native of Owensboro, Ky., played against Louisville while at Virginia, totaling 17 points and six rebounds as No. 3 Virginia beat the Cardinals 74-56 in Freedom Hall on Jan. 24, 1982.

ODU assistant coach Bryant Stith faced the Cardinals twice as a player at Virginia. He had 16 points and five rebounds (7-9 FG) in a 74-71 UofL victory on Jan. 4, 1989; and totaled 27 points and seven rebounds (8-19 FG, 11-15 FT) as UofL won 72-56 in Charlottesville, Va. on Feb. 17, 1990. Monarchs head coach Jeff Jones was an assistant coach with those Virginia teams.

Old Dominion was picked fifth in the preseason Conference USA poll of league coaches. Louisville was a member of Conference USA for 10 years (1995-2005), winning the league title in 2005 and tournament titles in 2003 and 2005. UofL has a collective 136-80 record against current C-USA members, having faced 10 of its 14 members.



#### Statistical Comparison

	ODU	UofL
Record .....	2-0	3-0
Scoring Average.....	63.0	85.7
Points Allowed.....	58.0	53.7
Scoring Margin .....	+5.0	+32.0
FG Percentage.....	.402	.460
Opp. FG Percentage .....	.419	.296
3-Pt. Percentage .....	.379	.317
FT Percentage .....	.617	.614
Rebound Margin .....	+7.5	+14.7
Turnover Margin .....	+1.5	+5.7

#### Last Meeting vs. Old Dominion

Louisville 64, Old Dominion 53

Nov. 24, 2007 -- Las Vegas, Nev. / Orleans Arena  
Las Vegas Invitational Fourth Round

#### Louisville 64

Player	min	FG	3FG	FT	Reb	Ast	TO	BL	ST	PF	TP
Williams	f 38	8-11	2-3	2-3	7	2	5	2	2	1	20
Clark	f 37	5-8	1-2	0-2	15	0	3	2	1	1	11
Farley	c 12	0-2	0-0	0-0	0	0	0	1	0	4	0
McGee	g 15	0-2	0-1	1-2	1	2	1	0	1	1	1
Smith	g 32	4-10	2-7	1-2	4	1	1	0	2	1	11
Sosa	26	3-10	1-5	1-1	2	4	2	0	1	2	8
Scott	13	0-2	0-2	0-0	0	0	1	0	0	4	0
Caracter	27	5-10	0-0	3-5	8	2	2	2	0	4	13
Team					3						
Totals	200	25-55	6-20	8-15	40	11	15	7	7	18	64

Total FG% 1st H: 11-28 39.3% 2nd H: 14-27 51.9% Game: 45.5%  
3-Pt. FG% 1st H: 3-12 25.0% 2nd H: 3- 8 37.5% Game: 30.0%  
F Throw % 1st H: 2- 6 33.3% 2nd H: 6- 9 66.7% Game: 53.3%

#### Old Dominion 53

Player	min	FG	3FG	FT	Reb	Ast	TO	BL	ST	PF	TP
Lee	f 36	8-11	0-0	4-5	8	1	0	0	0	3	20
Harris	24	0-5	0-0	0-2	6	0	2	2	0	1	0
Johnson	28	0-3	0-2	0-0	5	5	3	0	0	3	0
Henderson	24	4-11	4-9	2-2	4	0	1	0	1	2	14
Neely	15	2-3	0-1	2-2	2	1	2	0	0	1	6
Lidonde	20	2-9	1-5	0-1	1	0	1	0	2	0	5
Finney	20	1-3	0-0	1-5	6	2	3	0	1	2	3
James	11	2-4	1-2	0-0	1	0	0	0	0	0	5
Imama	1	0-1	0-1	0-0	0	0	0	0	0	0	0
Hassell	17	0-4	0-0	0-0	3	1	0	1	0	4	0
Adams	4	0-2	0-0	0-0	2	0	2	0	0	1	0
Team					4						
Totals	200	19-56	6-20	9-17	42	10	14	3	4	17	53

Total FG% 1st H: 10-27 37.0% 2nd H: 9-29 31.0% Game: 33.9%  
3-Pt. FG% 1st H: 5-10 50.0% 2nd H: 1-10 10.0% Game: 30.0%  
F Throw % 1st H: 3- 6 50.0% 2nd H: 6-11 54.5% Game: 52.9%

Score by Periods	1st	2nd	Total	Attendance: 5,500
Old Dominion	28	25	53	Ties: 2
Louisville	27	37	64	Lead Changes: 6

#### 2016-17 Old Dominion University Monarchs Men's Basketball Roster

No.	Name	Pos	Ht	Wt	Yr	Hometown (Previous School)
0	Jordan Baker	G	6-2	205	Sr.	Hampton, Va. (Hampton HS)
1	Alassane Kah	F	6-9	200	Jr.	Columbus, Ohio (Kilgore)
2	Travis Fields	G	5-9	150	Fr.	Portsmouth, Va. (I.C. Norcom HS)
3	B.J. Stith	G	6-5	210	RSo.	Lawrenceville, Va. (Virginia)
4	Ahmad Caver	G	6-2	170	So.	Atlanta, Ga. (St. Johns NW Military Academy)
10	Xavier Green	G	6-4	190	Fr.	Williamsburg, Va. (Williamsburg Christian Academy HS)
12	Randy Haynes	G	6-4	215	Jr.	Dumfries, Va. (New Mexico Junior College)
13	Aaron Carver	F	6-7	210	RFr.	Elizabeth City, N.C. (South Kent School)
15	Trey Porter	F	6-10	205	RSo.	Woodbridge, Va. (George Mason)
21	Denzell Taylor	F	6-7	220	Sr.	Brampton, Ontario Canada (St. Benedicts Prep)
22	Keith Pinckney	G	6-1	185	Jr.	Lithonia, Ga. (NW Florida St. College)
23	Stephen Vassor	F	6-7	240	RJr.	Lawrenceville, Va. (Hampden-Sydney College)
24	Zoran Talley	F	6-7	200	RSo.	Merrillville, Ind. (Merrillville HS)
25	Brandan Stith	F	6-7	240	RJr.	Lawrenceville, Va. (East Carolina)
30	Khary Mauras	G	5-11	160	Fr.	Pottstown, Pa. (Reading)

**Head Coach:** Jeff Jones **Asst. Coaches:** John Richardson, Bryant Stith, Kelvin Jefferson

#### 2016 Battle 4 Atlantis Imperial Arena - Atlantis, Paradise Island, Bahamas (all times Eastern) Wednesday, November 23

Noon Game 1: Wichita State vs. LSU (ESPN)  
2:30 p.m. Game 2: Baylor vs. VCU (ESPN2)  
7:00 p.m. Game 3: Michigan State vs. St. John's (AXS TV)  
9:30 p.m. Game 4: Old Dominion vs. Louisville (AXS TV)

#### Thursday, November 24

Noon Game 5: Baylor/VCU Winner vs. Mich. St./St. John's Winner (ESPN)  
2:30 p.m. Game 6: Wichita St./LSU Winner Game 1 vs. Old Dominion/Louisville Winner (ESPN)  
7:00 p.m. Game 7: Baylor/VCU Loser vs. Mich. St./St. John's Loser (AXS TV)  
9:30 p.m. Game 8: Wichita St./LSU Loser vs. Old Dominion/Louisville Loser (AXS TV)

#### Friday, November 25

Noon Game 9: 3rd/4th Place / Loser Game 5 vs. Loser Game 6 (ESPN/ESPN2)  
2:30 p.m. Game 10: Championship / Winner Game 5 vs. Winner Game 6 (ESPN/ESPN2)  
7:00 p.m. Game 11: 5th/6th Place / Winner Game 7 vs. Winner Game 8 (AXS TV)  
9:30 p.m. Game 12: 7th/8th Place / Loser Game 7 vs. Loser Game 8 (AXS TV)



■ **Second Time in Battle 4 Atlantis** — This is Louisville's second appearance in the Battle 4 Atlantis, having finished as runner-up in the 2012 event. The Cardinals reached the championship game in 2012, falling 76-71 to Duke in the title game with starting center Gorgui Dieng out with an injury. UofL would avenge the loss later, beating No. 6 Duke 85-63 in the NCAA Midwest Regional Championship on its way to the 2013 NCAA Championship.

■ **Cards Were Also in the Bahamas in 2011** — Louisville began its trek for the 2011-12 season with a foreign trip to the Bahamas on Aug. 8-14. In addition to an intrasquad scrimmage on the island, UofL won a pair of games against island professional teams in Nassau, Bahamas on their visit at that time.

■ **Tournament Time** — Louisville will be seeking its the 29th regular season tournament championship when the Cards play in the Battle 4 Atlantis. Last season, UofL claimed the 2015 Brooklyn Hoops Holiday Invitational title by sweeping its four games in the five-team, round-robin event, capped by a 77-57 victory over Saint Louis at the Barclays Center in Brooklyn.

#### Battle 4 Atlantis Non-Bracketed Games

Nov. 13 Wichita State 92, Long Beach St. 55  
Nov. 14 St. John's 77, Binghamton 61  
Nov. 17 Louisville 88, Long Beach State 56  
Nov. 18 VCU 81, Binghamton 42  
Nov. 20 Michigan St. 78, Florida Gulf Coast 77

## 2016-17 University of Louisville Cardinals Men's Basketball Roster

No.	Name	Pos.	Ht.	Wt.	Yr.	Exp.	Hometown (Previous School)
0	V.J. King	F	6-6	190	Fr.	HS	Cleveland, Ohio (Paul VI Catholic HS)
1	Tony Hicks	G	6-1	180	Gr.	Tr.	South Holland, Ill. (Univ. of Pennsylvania)
4	Quentin Snider	G	6-2	175	Jr.	2L	Louisville, Ky. (Ballard HS)
5	Matz Stockman	F/C	7-0	240	Jr.	2L	Oslo, Norway (Canarias Basketball Academy)
10	Jaylen Johnson	F	6-9	230	Jr.	2L	Ypsilanti, Mich. (Ypsilanti HS)
11	Jay Henderson	G	6-4	180	So.	1L	Orlando, Fla. (Lake Highland Prep)
12	Mangok Mathiang	F/C	6-10	220	Sr.	3L	Melbourne, Australia (IMG Academy)
13	Ray Spalding	F	6-10	215	So.	1L	Louisville, Ky. (Trinity HS)
14	Anas Mahmoud	F	7-0	215	Jr.	2L	Cairo, Egypt (West Oaks Academy)
15	Tyler Sharpe	G	6-1	185	Fr.	HS	Mt. Washington, Ky. (Bullitt East HS)
22	Deng Adel	F	6-7	200	So.	1L	Melbourne, Australia (Victory Rock Prep)
23	David Levitch	G	6-3	180	Sr.	3L	Goshen, Ky. (North Oldham HS)
24	Dwayne Sutton *	F	6-5	200	So.	Tr.	Louisville, Ky. (UNC Asheville)
30	Ryan McMahon	G	6-0	170	Fr.	RS	Sarasota, Fla. (Cardinal Mooney HS)
45	Donovan Mitchell	G	6-3	195	So.	1L	Greenwich, Conn. (Brewster Academy)

**Pronunciation Guide:** Adel (uh-DELL), Levitch (LEV-itch), Anas Mahmoud (AH-nuss mah-MOOD), Mangok Mathiang (MANG-go, silent "K" MATH-ee-ang), Matz (Motts).

\* Sutton will sit out the 2016-17 season after transferring from UNC Asheville

■ **Challenging Schedule** — Louisville will face a challenging schedule for the 2016-17 season. The Cardinals have played a schedule ranked among the top 16 toughest by the ratings percent index (RPI) in seven of the last nine seasons. At least 21 of the Cardinals' 31 games will be played against teams that participated in post-season competition last season, including at least 14 from the 2016 NCAA Tournament. Games against Battle 4 Atlantis participants could add to the list of tournament participants. At least 23 of the Cardinals' games will be played against teams that won 20 or more games last season.

At least 17 of Louisville's 31 games this season will be against teams that are ranked among the nation's top 25 or are receiving votes in the preseason USA Today coaches poll, including five games among teams in the top seven (1 Duke, 4 Kentucky, 6 North Carolina, 7 Virginia twice, 12 Indiana, 15 Purdue, 17 Syracuse twice; receiving votes: Florida State, Miami, Notre Dame twice, Virginia Tech, Clemson, Pittsburgh twice). More could come in the Battle 4 Atlantis. Five of the top 17 teams in the preseason poll hail from the ACC including No. 14 Louisville, with six more among those receiving votes.

■ **21 Sweet 16s for Cards** — Louisville advanced to its 21st NCAA Sweet 16 in 2014-15, its fourth straight. Only three teams have had more Sweet 16 appearances than Louisville's 21 since the NCAA began Sweet 16 records in 1975 (North Carolina 27, Duke 25, Kentucky 24). The Cardinals have won seven of their last eight regional semifinal games. Louisville has been to at least the Sweet 16 in seven of the last 12 years. Louisville's NCAA Sweet 16 teams: 1975, 1978, 1979, 1980, 1982, 1983, 1984, 1986, 1988, 1989, 1993, 1994, 1996, 1997, 2005, 2008, 2009, 2012, 2013, 2014, 2015.

■ **Cardinals Have Reached 14 Elite Eights** -- Louisville has reached the NCAA Elite Eight on 14 occasions, including five of the last nine years. Louisville's 14 Elite Eight appearances rank sixth nationally. The NCAA recognizes Elite Eight records since 1951, the first year that all teams in the tournament would be required to win at least one game to advance to the Elite Eight. The Cardinals have a 10-4 record in regional championship games, winning two of their last three. (UofL years in Elite Eight: 1959, 1972, 1975, 1980, 1982, 1983, 1986, 1997, 2005, 2008, 2009, 2012, 2013, 2015).

■ **Cards Among Nation's Top Teams in Early Rankings** -- Louisville is among the top teams in the nation for 2016-17 in preseason rankings by six national web sites. UofL was fifth nationally in preseason rankings by ESPN.com, ninth by KenPom.com, 10th by NBCSports.com, 12th by the USBWA and SportingNews.com, 13th by SI.com and the Associated Press, 14th in the USA Today coaches poll, and 11th in rankings by Yahoo.com and SB Nation. Louisville is one of seven ACC teams which have received mention in early rankings (also Duke, Virginia, Syracuse, North Carolina, Florida State and NC State). Louisville was ranked No. 16 in the final AP poll of 2015-16.

■ **Guide Online** — The UofL Men's Basketball Guide is available online at GoCards.com, specifically at <http://gocards.com/sports/2016/10/10/2016-17-mens-basketball-media-guide.aspx>.

NCAA Sweet 16 Appearances (since 1975)	
North Carolina.....	27
Duke.....	24
Kentucky.....	24
Louisville.....	21
Kansas.....	21

NCAA Elite Eight Appearances (since 1951)	
Kentucky.....	32
North Carolina.....	25
Duke.....	20
Kansas.....	20
UCLA.....	20
Louisville.....	14
Michigan State.....	13

### ■ Cards Have Been Tough on the Road —

UofL has a 64-39 record over the last 10 years on its opponent's home court (.621). Louisville has posted a 10-8 road record in its first two years in the ACC. UofL had the most road victories of any school in Big East Conference games over its last seven years in that league and was a league-best 8-1 in its road games in The American during the 2013-14 season. The Cardinals have a 56-33 record in conference games on the road over the last 10 seasons (.629). In neutral site games, Louisville has a 32-6 record over the last five years (.842) and a 42-13 neutral site record over the last eight years (.763).

In conference games overall, Louisville had the most Big East Conference victories over its eight years in that league during the regular season (from 2005 to 2013). Louisville had a 95-45 Big East record in league victories during the regular season, just ahead of Syracuse and Pittsburgh (both at 92-48). Louisville finished fourth in each of its first two years in the ACC with a 12-6 league record each season.

### ■ Cards Sixth All-Time in the Polls —

Louisville has been ranked in the Associated Press poll on 604 occasions, sixth most all-time. UofL has been ranked among the nation's top 10 in the preseason poll four of the last five years (unranked in 2015-16, eighth in 2014-15, third in 2013-14, second in 2012-13, ninth in 2011-12). Until the first three polls of 2014-15, the last time UofL had not been in the poll was March 5, 2012 -- a year in which UofL advanced to the Final Four.

### ■ Cards Among Nation's Best in Pitino Era —

Louisville is among 17 programs in the nation that have won at least 70 percent of its games over the last 16 years. Louisville has a .746 winning percentage since UofL Coach Rick Pitino took over the reins of the Cardinal program, sixth best in the nation.

### Best Winning Percentage Last 16 Years

Louisville is among the top 20 programs in the nation in winning percentage over the last 16 seasons under Pitino. (records through Nov. 20)

School	2016-17	2001-16	Total	Pct.
Kansas	2-1	448-95	450-96	.824
Duke	4-1	435-98	439-99	.816
Gonzaga	3-0	414-95	417-95	.814
Kentucky	4-0	410-124	414-124	.770
Memphis	3-0	398-127	401-127	.759
<b>Louisville</b>	<b>3-0</b>	<b>391-134</b>	<b>394-134</b>	<b>.746</b>
Pittsburgh	3-1	385-134	388-135	.742
Syracuse	3-0	389-138	392-138	.740
North Carolina	4-0	392-144	396-144	.733
Wisconsin	2-1	379-138	381-139	.733
Florida	3-0	386-145	389-145	.728
Arizona	3-0	368-145	371-145	.719
Connecticut	1-2	374-146	375-148	.717
Michigan State	2-2	386-152	388-154	.716
Xavier	5-0	360-147	365-147	.713
Ohio State	3-0	351-146	354-146	.708
Butler	3-0	356-149	359-149	.707



■ **Card File** — Over its first three games, UofL's center position manned by starter Mangok Mathiang and reserves Anas Mahmoud and Matz Stockman have collectively averaged 15.7 points, 14.7 rebounds and 4.7 blocked shots ... Louisville has gathered 10 steals in two of its first three games, with nine in the other. The Cardinals had double-digit steals in five games last season. The Cardinals have scored an average of 22.3 points off of turnovers through its first three games ... Louisville has pounded the ball inside, with over half of its points being scored in the paint (134 of 257) ... Anas Mahmoud blocked three shots against Evansville, the ninth time in his career he has swatted three or more shots. He added 10 points, his second career double-figure scoring effort ... Mangok Mathiang's started at center against Evansville, his first game with the Cardinals since he broke his left foot on Dec. 19, 2015 against Western Kentucky. Mathiang produced nine points, seven rebounds and two blocked shots in 10 minutes ... UofL had a 52-29 rebounding advantage over Evansville and a 51-37 edge over Long Beach State. The Cards had 50 or more rebounds on four occasions last season ... After combining for 59 turnovers in their first public intrasquad game on Oct. 12, the Cardinals committed just nine turnovers against William & Mary and 10 vs. Long Beach State. Louisville's 10.3 turnovers per game is the 19th best in the nation in early statistical rankings through games of Nov. 20. UofL is 12th in assists to turnovers ratio (1.81).

■ **Big Runs** — Louisville has had big scoring runs in each of its first three games. UofL outscored Evansville 35-3 during a span of 15:07 across the final 8:30 of the first half and the first 6:37 of the second half. The Cardinals trailed 26-20 when they started the dominant run, which culminated with a 55-29 lead when it ended. UofL had a 16-0 run against William & Mary from the last 1:58 of the first half and the first 2:58 of the second half. Louisville outscored Long Beach State 18-0 during a span of 4:04 during the first half, including a 12-8 lead to a 30-8 advantage.

■ **Block Birds** — Louisville has blocked double-digit shots in two of its first three games (10 vs. Evansville, 11 vs. William & Mary, 9 vs. Long Beach State). It was the first time in six years that the Cardinals had 10 or more swats in back-to-back games and it marked only the fourth and fifth time in the last six years that the Cards had double-digit rejections in a game. UofL's 30 rejections ranks third in the nation in blocked shots. Three Cardinals have set career highs in blocked shots: Mangok Mathiang with five vs. William & Mary, Jaylen Johnson with three vs. Evansville and Donovan Mitchell with four swats vs. W&M, which was one more than he had during his entire freshman season. Mathiang has blocked a shot in 61 career games and Mahmoud has swatted a shot in 29 career games.

#### ■ Cards Chosen Fourth in ACC Preseason Poll

— UofL was picked to finish fourth in the Atlantic Coast Conference in 2016-17 in a preseason media poll with Duke as the league favorite. Duke junior guard Grayson Allen was honored as the preseason Player of the Year while NC State freshman guard Dennis Smith, Jr. was chosen the ACC Preseason Rookie of the Year. Louisville did not have a player on the preseason all-conference team, but UofL forward V.J. King received votes in the rookie voting. Louisville finished fourth in each of its first two years in the ACC. The 64th annual ACC Tournament will be played March 7-11 at the Barclays Center in Brooklyn, N.Y.

■ **Cards Continue Productive Defense** — Louisville teams under Rick Pitino have been known for their defensive intensity and the 2015-16 unit followed in that tradition. Last season, UofL limited its opponents to 58 or less points in 13 games, allowing an average of 61.1 points, which ranked sixth in the nation in scoring defense. Louisville committed fewer turnovers than its opponent in 23 games and was 19th in the nation in turnover margin (+3.0), committing single-digit turnovers in seven games.

Louisville has ranked among the nation's top 40 in field goal percentage defense in 12 of the past 14 years, including last season's .390 percentage, which was ninth in the nation. UofL held 16 of its opponents under 40 percent shooting from the field last year, nine under 36 percent and five under 30 percent.

■ **Cards vs. Non-Conference Foes** -- Louisville has won 49 of its last 50 non-conference games at home in the KFC Yum! Center, spanning the last six seasons. The Cardinals won 35 straight over non-conference opponents between falling to Kentucky on Dec. 27, 2014 and its previous home non-conference loss on Dec. 31, 2010 to Kentucky. The only other non-conference loss UofL has suffered in the KFC Yum! Center was a 52-46 setback at the hands of Drexel on Dec. 14, 2010. In its seventh season in the spectacular KFC Yum! Center, Louisville has an overall 102-14 record in home games, including a 59-3 record against non-conference opponents. The Cardinals have won their last 13 home games against non-conference opponents. UofL has won 41 consecutive home games in November spanning the last 25 years, including a perfect 28-0 record in the KFC Yum! Center.

#### ■ Impressive Academic Performance

-- While the University of Louisville men's basketball team has performed well on the court, the Cardinals have excelled in the classroom as well. The team produced a collective 3.27 grade point average for 2015-16, just below its record 3.40 GPA from the 2013-14 season. Louisville has received an NCAA Public Recognition Award each of the last four years for ranking among the top 10 percent in men's basketball in the Academic Progress Rate, which measures academic eligibility, retention and graduation for student-athletes. The Cardinals had a perfect 1000 APR in the most recent four-year period, all while winning a combined 123 games — the second-most in the nation in that stretch — and the Cardinals won the 2013 NCAA Championship and reached the 2012 Final Four.

UofL had a collective 3.38 GPA for the 2016 spring semester and 14 of 15 Cardinals earned a 3.0 or better, including 10 with a 3.4 or higher GPA. The men's basketball team has been around a collective 3.0 GPA for 16 consecutive semesters. Louisville placed a league-high seven individuals on the 26-member 2016 ACC All-Academic Team. Prior to entering the ACC, UofL's men's basketball team earned four straight league Team Academic Excellence Awards, recognizing the highest collective grade-point averages in each of the conference sports (2014 American Athletic Conf., 2011-13 Big East).

■ **Mitchell, Adel Candidates for National Awards** — UofL guard Donovan Mitchell is among 20 watch list members for the 2017 Jerry West Shooting Guard of the Year Award, while forward Deng Adel is among the 20-player watch list for the 2017 Julius Erving Small Forward of the Year Award. Both annual awards are in their third year being presented by the Naismith Memorial Basketball Hall of Fame.

A communication major from Greenwich, Conn., Mitchell averaged 7.4 points and 3.4 rebounds as a freshman last season when he scored in double figures on 13 occasions, including seven of the last 14 games. Mitchell and Duke's Grayson Allen are the only two ACC representatives on the watch list for the West Award.

Adel was a starter the first two games of his freshman season before being sidelined with an injury for a month. He started the last five games of the season, averaging 7.2 points and 3.2 rebounds per game. Adel is one of six ACC representatives on the watch list for the Erving Award.

■ **Ear It Pronunciations** -- Trouble with pronunciations? Check out the Ear It pronunciations for the Cardinals' players from the men's basketball roster on [www.GoCards.com](http://www.GoCards.com). The links next to player names on the roster are supplied by TheNameEngine.com, an interactive audio service that provides proper audio pronunciations and phonetic spellings.

#### 2016-17 ACC Preseason Media Poll

- |                   |                    |
|-------------------|--------------------|
| 1. Duke           | 9. Miami           |
| 2. North Carolina | 10. Virginia Tech  |
| 3. Virginia       | 11. Clemson        |
| 4. Louisville     | 12. Pittsburgh     |
| 5. Syracuse       | 13. Wake Forest    |
| 6. NC State       | 14. Georgia Tech   |
| 7. Notre Dame     | 15. Boston College |
| 8. Florida State  |                    |

#### UofL National Ranking in Field Goal Percentage Defense

2002-03	31st
2003-04	2nd
2004-05	8th
2005-06	49th
2006-07	25th
2007-08	8th
2008-09	22nd
2009-10	161st
2010-11	12th
2011-12	6th
2012-13	37th
2013-14	20th
2014-15	23rd
2015-16	9th

■ **Cards Have 14 Straight 20-Win Seasons** — Louisville is one of four Division I schools in the nation which has won 20 or more games in each of the past 14 seasons. Reaching 20 victories during the 2015-16 season and extending their streaks are Kansas (27), Duke (20), Gonzaga (18) and Louisville (14). UofL Coach Rick Pitino has won at least 20 games in a season on 24 occasions, ranking him fifth among active coaches in 20-win seasons and 11th overall. Pitino won 30 in a single season for the sixth time in 2013-14. UofL has won at least 19 games in 42 of the last 46 years.

■ **Mathiang, Snider Named Team Captains** — Senior forward/center Mangok Mathiang and junior guard Quentin Snider were selected as team captains for the Cardinals' 2016-17 season. One of three captains last season, the 6-10 Mathiang averaged 7.1 points, 5.7 rebounds and 1.2 blocked shots in the first 10 games before a broken foot sidelined him for the rest of the year. He was the MVP of the Brooklyn Hoops Holiday Invitational championship game when he produced a double-double with 17 points and 13 rebounds. Second on the team in minutes played last season, and a team-leading 3.5 assists as a sophomore. His 109 assists and just 40 turnovers ranked him fourth in the ACC in assists-to-turnovers ratio (2.73; 43rd in the NCAA) as he committed a turnover just once in every 21.2 minutes of action. He scored a career-high 21 points at NC State, knocking down 4-of-6 three-pointers in the game. Mathiang and Snider were both members of the All-ACC Academic Men's Basketball team each of the last two years.

■ **High Production Returns** -- While the Cardinals will miss their departed top three scorers in G/F Damian Lee (15.9 ppg, 3.9 rpg, 61 three pointers), G Trey Lewis (11.3 ppg, 2.3 apg, 46 threes) and F/C Chinanu Onuaku (9.9 ppg, 8.5 rpg, .620 FG Pct.), over half of their total production will return. Louisville returns 51 percent of its scoring from the 2015-16 squad (1183 of 2324 points), 59 percent of its rebounding (697 of 1183), 57 percent of its assists (238 of 419) and 57 percent of the total minutes played (3553 of 6200). Louisville returns 10 lettermen and two starters, with Quentin Snider as the Cardinals' leading returning scorer at 9.4 points per game a year ago.

■ **29 Former Pitino Assistants/Players Became Head Coaches** -- UofL Coach Rick Pitino has had 29 of his former assistants or players rise to a collegiate head coaching position. Pitino's son, Richard Pitino, added his name in April 2012 when he was named head coach at FIU and is now at Minnesota. There are 10 additional former assistants as current head coaches to bring the total to 11 active, including Mick Cronin at Cincinnati; Scott Davenport at Bellarmine (Division II); Kevin Keatts at UNC Wilmington; Steve Masiello at Manhattan; Marvin Menzies at UNLV; Kareem Richardson at Missouri-Kansas City; Reggie Theus at Cal State Northridge; Kevin Willard at Seton Hall; and Tubby Smith at Texas Tech. Pitino's nine Division I former assistants as current head coaches is the most in the nation. Four active coaches reached the 2016 NCAA Tournament (Cronin, Keatts, Smith and Willard).

Pitino has a collective 40-10 record in games against his former assistants (3-0 vs. Ralph Willard; 7-5 Tubby Smith; 7-0 Billy Donovan; 7-5 Mick Cronin; 1-0 Scott Davenport; 1-0 Marvin Menzies; 6-0 Kevin Willard; 2-0 Steve Masiello; 2-0 Richard Pitino; 2-0 Kareem Richardson; 1-0 Kevin Keatts; 1-0 Reggie Theus). Davenport's team won the 2011 NCAA Division II Championship. Indiana Pacers head coach Frank Vogel was a student manager for Pitino at Kentucky and his video coordinator with the Celtics. Pitino coached former Golden State Warriors coach Mark Jackson at the New York Knicks. Donovan moved from Florida to the NBA's Oklahoma City Thunder. Eastern Kentucky coach Dan McHale was a program assistant at Louisville for two seasons. Eight former Pitino players also became collegiate head coaches, five of which are currently active including Travis Ford of Oklahoma St.; Allen Edwards of Wyoming; Mark Pope of Utah Valley; Sean Woods of Morehead St.; Donovan and Masiello. Including games against both his former assistants and former players who went on to become collegiate head coaches, Pitino is 47-11 (record vs. former players as head coaches: 3-1 vs. Travis Ford, 2-0 vs. John Pelphrey, 1-0 Scott Padgett, Mark Pope 1-0 and Donovan).

■ **Non-Conference Success** -- Louisville has a 193-44 record (.812) against non-conference opponents in Coach Rick Pitino's 16 seasons (includes post-season). The Cardinals are 135-10 at home in regular season non-conference games under Pitino, including a 59-3 mark over the last seven seasons in the KFC Yum! Center.

■ **Pitino Fourth in Wins in 32 Seasons** -- Early in the 2016-17 season, UofL Coach Rick Pitino already ranks fourth in most career coaching victories through 32 seasons. Pitino's 748 victories place him 23 wins behind Jim Boeheim for third on the list.

#### Best Career Coaching Starts by Wins - 32 Seasons

Coch, School	Seasons	W	L	Pct.
1. Mike Krzyzewski, Army & Duke.....	1976-2007	775	261	.748
2. Dean Smith, North Carolina.....	1962-93	774	223	.776
3. Jim Boeheim, Syracuse.....	1977-2008	771	278	.735
4. <b>Rick Pitino, Hawaii, Boston U., Providence, Kentucky &amp; Louisville .....</b>	<b>1976, 79-83, 86-87, 90-97, 2002-16</b>	<b>748</b>	<b>262</b>	<b>.740</b>
5t. Lute Olson, Long Beach St., Iowa & Arizona .....	1974-2005	740	256	.743
5t. Bob Huggins, Walsh, Akron, Cincinnati, Kansas St. & West Virginia.....	1981-2005, 07-14	740	302	.710

#### Most Final Four Appearances All-Time

12 John Wooden
12 Mike Krzyzewski
11 Dean Smith
8 Roy Williams
<b>7 Rick Pitino</b>
7 Tom Izzo

## HEAD COACH RICK PITINO

In his 32nd season as a collegiate head coach and 16th at Louisville, UofL Coach Rick Pitino has compiled a 748-262 overall record (394-134 at UofL). A member of the Naismith Memorial Basketball Hall of Fame, he



is the first coach to take three different schools to the NCAA Final Four -- including his 2005, 2012 and 2013 Cardinal teams -- and the first to win an NCAA Championship at two different schools after guiding Louisville to the 2013 NCAA title. Among active coaches, Pitino (Massachusetts '74) has the second-highest winning percentage in NCAA Tournament games (.746 winning percentage, 53-18 record in 20 NCAA tournament appearances) and his overall .740 winning percentage entering the season ranks him 14th among active coaches. He guided Kentucky to three NCAA Final Four appearances in eight seasons (1989-97), winning the 1996 NCAA Championship and reaching the national title game in 1997. He has also served as head coach at Providence College (1985-87, 1987 Final Four), Boston University (1978-83), Hawaii (last six games in 1975-76) as well as the NBA New York Knicks (1987-89) and Boston Celtics (1997-2001). Pitino has a 2-3 record vs. Old Dominion (1-0 at UofL, 1-0 at UK, 0-3 at Boston).

#### Rick Pitino Collegiate Head Coaching History

School	First yr.	Last yr.	W	L	Pct.
Hawaii	1975-76	1975-76	2	4	.333
Boston U.	1978-79	1982-83	91	51	.641
Providence	1985-86	1986-87	42	23	.646
Kentucky	1989-90	1996-97	219	50	.814
Louisville	2001-02	Present	394	134	.746
Total (31 seasons)			748	262	.740

#### Pitino's Milestone Collegiate Victories

No.	Date	Score
1	2/28/76	Hawaii 82, Portland 58
100	12/21/86	Providence 93, Howard 84
200	3/22/92	Kentucky 106, Iowa State 98
300	1/20/96	Kentucky 124, TCU 80
400	12/7/03	Louisville 56, Holy Cross 40
500	11/24/07	Louisville 64, Old Dominion 53
600	11/11/11	Louisville 83, UT Martin 48
700	11/26/14	Louisville 45, Cleveland St. 33

*Pitino is two short of his 750th career win*

#### Pitino's Milestone Louisville Victories

No.	Date	Score
1	11/18/01	Louisville 92, South Alabama 38
100	12/4/05	Louisville 67, Arkansas State 55
200	3/27/09	Louisville 103, Arizona 64
300	3/4/13	Louisville 67, Cincinnati 57
350	12/14/14	Louisville 68, UNC Wilmington 57

*Pitino is six short of his 400th win at Louisville*

#### Active Coaches with 700 wins (thru 2015-16)

Coch, school	Record	Pct.
Mike Krzyzewski, Duke	1043-321	.765
Jim Boeheim, Syracuse	884-342	.721
Bob Huggins, West Virginia	791-321	.711
Roy Williams, North Carolina	783-209	.789
Rick Pitino, Louisville	745-262	.740

■ **Cardinal Spurts** — In its first three games this season, Louisville has produced eight runs of 8-0 or better, including runs of 18-0 and 8-0 against Long Beach State in its last game. UofL had a season-best 20-0 run vs. Evansville on Nov. 11. Louisville has forced its opponents into 11 scoring droughts of three minutes or more, including scoring droughts of 4:33 and 3:15 in its last game vs. Long Beach State. UofL had a season-best 6:34 period of scoreless defense vs. Evansville.

■ **Cards' Trio Unique in Top 15** - Louisville is the only school in the nation with its football, men's basketball, and women's basketball programs each ranked among the Associated Press' top 15 (football: No. 11; women's basketball: No. 4; men's basketball: No. 10). The Cardinals have four additional sports currently ranked among the nation's top teams in men's soccer (9th), field hockey (8th), women's swimming (8th) and men's swimming (10th). UofL's men's soccer team is the No. 4 overall seed in the NCAA Championship. UofL's women's cross country team advanced to the NCAA Championship for the first time in school history and the Cardinals' field hockey team competed in the NCAA Tournament as well as the event's No. 9 seed.

■ **Cards' Class Among Nation's Best** -- Four outstanding high school products have each signed a national letter-of-intent with UofL, ranking this Cardinal group among the nation's top recruiting classes. The list of impressive signees includes **Jordan Nwora**, a 6-7, 215-pound forward from Buffalo, N.Y. and Vermont Academy in Saxtons River, Vt.; **Darius Perry**, a 6-2, 170-pound guard from Powder Springs, Ga. and Wheeler High School in Marietta, Ga.; **Lance Thomas**, a 6-8, 210-pound forward from Norcross (Ga.) High School; and **Malik Williams**, a 6-11, 215-pound forward/center from Snider High School in Ft. Wayne, Ind.

**Nwora** (pronounced nuh-WOR-uh) averaged 23.4 points and 10.1 rebounds as a senior last season in leading The Park School in Buffalo, N.Y. to the Manhattan Cup Class A final. He will play his final prep season at Vermont Academy in Saxtons River, Vt. A two-time All-West New York selection, Nwora enters the year ranked No. 89 nationally by Rivals.com, 109th by 247Sports.com, and is No. 91 in the ESPN 100.

**Perry** averaged 15.0 points, 4.3 assists, 4.0 rebounds and 3.1 steals as a junior last season as Wheeler posted a 22-6 record before falling in the first round of the Georgia state playoffs. Honored as a first-team all-region pick as a junior, Perry is ranked is No. 53 nationally in the ESPN 100, 63rd by 247Sports.com, 76th by Scout.com and 82nd by Rivals.com.

**Thomas** averaged 8.3 points, 6.6 rebounds and 3.7 blocked shots as a junior last season in helping his Norcross High School team to a 26-4 record and the Georgia Class AAAAAA Sweet 16 before falling to eventual state champion Westlake. A first-team All-Region 7 selection last year, Thomas is ranked No. 76 nationally by 247Sports.com and No. 121 by Scout.com, which lists him as the 16th-best power forward in the nation.

**Williams** averaged 21.2 points, 13.1 rebounds, 2.9 blocked shots and connected on 36 percent of his three-point attempts as a junior last season in helping his Snider High School team produce a 14-9 record. A first-team All-Summit Athletic Conference selection as a junior, Williams is ranked No. 21 nationally Scout.com, No. 29 by Rivals.com, No. 30 by 247Sports.com and is No. 41 the ESPN 100.

■ **Season Openers** — With its win over Evansville on Nov. 11, UofL has won 22 of its last 24 season openers and the last 13. UofL Coach Rick Pitino improved to 28-3 in opening games collectively at his four full collegiate coaching stops. The Cards have posted a 70-33 record in all-time season openers (47-13 home, 10-15 away, 13-5 neutral). This year was tied with two other games for the second-earliest season opener ever for the Cards (Nov. 9, 2013 vs. College of Charleston was the earliest).

■ **Five-League Champs** -- UofL Coach Rick Pitino is the only coach to win both regular season and tournament championships in five different conferences, including three while at Louisville (ECAC North Atlantic, Southeastern, Conference USA, Big East, American).

■ **Card File** - Louisville has been ranked in 77 of the last 80 Associated Press polls ... Attendance at the KFC Yum! Center will surpass the 2.5 million mark this season. A total of 2,448,184 fans have flocked to the arena to watch UofL play through its first three games in the Cards' seventh seasons, 25,687 short of the 2.5 million mark ... Louisville has won its last 156 games when holding its opponent below 50 points, last falling when that occurred 44-41 to Western Kentucky on Jan. 10, 1945. The Cardinals limited Evansville to 47 points in the season opener ... Louisville is second to North Carolina for the national lead with 67 all-time 1,000 point scorers. Quentin Snider is the next closest Cardinal to that milestone, entering his junior year with 457 career points ... All 14 active UofL players saw action in the Cardinals' opener against Evansville, allowing four to make their collegiate debuts in Tony Hicks, V.J. King, Ryan McMahon and Tyler Sharpe ... Over the last seven seasons, Louisville has recovered from nine or more points down to win on 23 occasions ... Louisville has been a member of the conferences of three Battle 4 Atlantis participants: Missouri Valley from 1964-75 (Wichita State), Conference USA from 1995-2005 (Old Dominion) and Big East from 2005-2013 (St. John's).

#### Louisville in the 2012 Battle 4 Atlantis (Won 3, Lost 1)

- Nov. 15: Louisville 80, Samford 54 (unbracketed)
- Nov. 22: Louisville 51, Northern Iowa 46
- Nov. 23: Louisville 84, Missouri 61
- Nov. 24: Duke 76, Louisville 71

## ATLANTIC COAST CONFERENCE

(ACC Standings through Nov. 20)

School	ACC	Overall	Streak
Florida State.....	0-0	4-0	W 4
North Carolina.....	0-0	4-0	W 4
<b>Louisville.....</b>	<b>0-0</b>	<b>3-0</b>	<b>W 3</b>
Notre Dame.....	0-0	3-0	W 3
Syracuse.....	0-0	3-0	W 3
Miami.....	0-0	3-0	W 3
Virginia.....	0-0	3-0	W 3
Virginia Tech.....	0-0	3-0	W 3
Duke.....	0-0	4-1	W 2
Wake Forest.....	0-0	4-1	W 1
NC State.....	0-0	3-1	L 1
Pittsburgh.....	0-0	3-1	W 1
Georgia Tech.....	0-0	2-1	L 1
Boston College.....	0-0	2-1	W 2
Clemson.....	0-0	2-2	L 2

### Upcoming ACC Games

#### Monday, November 21

NC State vs. TBD - CBSN .....	TBA
<i>Paradise Jam, US Virgin Islands</i>	
Notre Dame vs. Colorado - ESPN2.....	7:00
<i>Legends Classic, Brooklyn, N.Y.</i>	
Chaminade vs. North Carolina - ESPN2 .....	11:30
<i>Maui Jim Maui Invitational, Lahaina, Hawaii</i>	

#### Tuesday, November 22

Notre Dame vs. Texas/Northwestern- ESPN2/U .....	TBA
<i>Legends Classic, Brooklyn, N.Y.</i>	
N. Carolina vs. Okla. St./UConn- ESPN2 ....	3:30/10:30
<i>Maui Jim Maui Invitational, Lahaina, Hawaii</i>	
Yale at Pittsburgh - ACC Network Extra .....	7:00
Grambling State at Virginia - RSN.....	7:00
<i>Emerald Coast Classic</i>	
Towson at Boston College - ACC Network Extra ...	7:00
<i>Barclays Center Classic</i>	
South Carolina State at Syracuse - ACCNE.....	7:00
<i>Brooklyn Hoops Classic</i>	
Sam Houston St. at Georgia Tech - ACCNE.....	7:30
<i>MTE Classic</i>	

#### Wednesday, November 23

Coastal Carolina at Wake Forest - ACCNE .....	7:30
William & Mary at Duke - ESPN2.....	7:00
Louisville vs. Old Dominion- AXS .....	9:30
<i>Battle 4 Atlantis, Paradise Island, Bahamas</i>	
North Carolina vs. TBD - ESPN2 .....	TBA
<i>Maui Jim Maui Invitational, Lahaina, Hawaii</i>	

#### Thursday, November 24

Florida State vs. Temple - ESPN2/U .....	12:30
<i>Preseason NIT, Brooklyn, N.Y.</i>	
Stanford vs. Miami - ESPN2/U .....	2:30
<i>Advocate Invitational, Orlando, Florida</i>	
Louisville vs. LSU/Wichita St. - ESPN2/AXS 2:30/9:30	
<i>Battle 4 Atlantis, Paradise Island, Bahamas</i>	
Virginia Tech vs. New Mexico - ESPN .....	4:30
<i>Wooden Legacy, Fullerton, Calif.</i>	

### Louisville in the Polls

Date	AP	USAT	Date	AP	USAT
preseason .....	13	14	Nov. 21 .....	10	10
Nov. 14 .....	12	12			



**Possible Nov. 24 Opponents in the Battle 4 Atlantis**

■ **Wichita State** — Louisville owns a 20-5 all-time advantage against Wichita State in the series that dates back to 1962. The Cardinals have won 15 of the last 16 meetings.

In the last matchup, Louisville won 72-68 over Wichita State in the NCAA National Semifinals in Atlanta, Ga. on April 6, 2013. The Cardinals overcame a 12-point second-half deficit as walk-on guard Tim Henderson buried two three-pointers in a key stretch. Russ Smith (21 points) and Luke Hancock (20) led UofL, who went on to win the NCAA title.

The teams have faced a common opponent with both teams prevailing over Long Beach State: the Shockers won 92-55 on Nov. 13 and Louisville won 88-56 on Nov. 17.

Wichita State is the preseason favorite to win the Missouri Valley Conference, a league in which Louisville was a member from 1964-75. Louisville has a collective 98-39 record against current members of the Missouri Valley Conference. The Cardinals beat MVC member Evansville 78-47 in this year's season opener and UofL will also face MVC foe Southern Illinois -- the fifth choice in the league preseason poll -- on Dec. 7 in the KFC Yum! Center.

Louisville posted a 17-3 record against Wichita State during its 11 years in the MVC.

Former UofL men's basketball director of operations Devon Smith is in his seventh season as Wichita State's manager of player development.

■ **LSU** — Louisville has won eight of its nine previous meetings against LSU, including the last five straight.

In the last matchup, the Cardinals prevailed 93-87 in overtime in the John Wooden Classic, played at the Arrowhead Pond in Anaheim, Ca. on Dec. 7, 1996. In that meeting 19 years ago, DeJuan Wheat led UofL with 26 points.

UofL defeated LSU 88-77 in the national semifinals in Dallas, Texas (March 29, 1986) en route to the Cardinals' 1986 NCAA Championship. UofL also beat LSU on the way to its 1980 NCAA national title, defeating the Tigers 86-66 in the Midwest Regional Championship in Houston, Texas.

**Possible Nov. 25 Opponents in the Battle 4 Atlantis**

■ **Michigan State** — Louisville and Michigan State are tied 5-5 in their series, with four of the matchups coming in NCAA Tournament play and three in regional finals. Michigan State prevailed 71-67 over the Cardinals in last year's meeting in the Big Ten-ACC Challenge in East Lansing, Mich. (12-2-15) as Damion Lee led UofL with 23 points and five steals. Louisville has a collective 44-41 record against current members of the Big Ten Conference. The Cardinals will face two additional Big Ten foes this year, including Purdue on Nov 30 in the ACC-Big 10 Challenge; and Indiana on Dec. 31 at Bankers Life Arena in Indianapolis. Louisville's Jalen Johnson hails from Ypsilanti, Mich., just 75 miles from the Michigan State campus. He and Spartans redshirt sophomore Kenny Goins from Troy, Mich. were both first team Class A all-state selections in Michigan in 2014.

■ **Baylor** — Louisville has never faced Baylor. The Cardinals have a collective 31-17 record against current teams from the Big 12, having faced seven of its 10 members. Baylor junior forward Jo Lual-Acuil Jr. hails from Melbourne, Australia, the same city as the Cardinals' Mangok Mathiang and Deng Adel.

■ **St. John's** — Louisville has won eight of its nine meetings against St. John's, including the last five straight. Louisville holds an 11-4 series advantage over St. John's since the teams first met in 1978. The Cardinals have won the last three and seven of the last eight meetings, including a 72-58 victory in the KFC Yum! Center in the last matchup when Russ Smith scored 24 points to lead UofL (2/14/13). Louisville was a fellow member of the Big East for eight years (2005-13).

■ **VCU** — Louisville has a 10-5 series advantage over VCU, winning three of the last four meetings. In the last matchup, VCU beat the Cardinals 79-74 on Nov. 19, 1999 in the first game played at the Rams' Stuart Siegel Center. UofL and VCU were both members for a period in Conference USA, where the Cardinals resided from 1995-2005.

**Statistical Comparison**

	WSU	UofL
Record .....	4-0	3-0
Scoring Average.....	93.2	85.7
Points Allowed .....	56.5	53.7
Scoring Margin .....	+36.8	+32.0
FG Percentage.....	.523	.460
Opp. FG Percentage .....	.351	.296
3-Pt. Percentage .....	.393	.317
FT Percentage .....	.713	.614
Rebound Margin .....	+15.3	+14.7
Turnover Margin .....	+5.3	+5.7

**Statistical Comparison**

	LSU	UofL
Record .....	3-0	3-0
Scoring Average.....	82.3	85.7
Points Allowed .....	66.7	53.7
Scoring Margin .....	+15.7	+32.0
FG Percentage.....	.505	.460
Opp. FG Percentage .....	.399	.296
3-Pt. Percentage .....	.393	.317
FT Percentage .....	.619	.614
Rebound Margin .....	+1.0	+14.7
Turnover Margin .....	+4.0	+5.7

**Series vs. LSU**

(Won 8, Lost 1)

Date	UL	LSU
Dec. 21, 1948 (H)	79	44
Dec. 22, 1949 (N)@	75	65
Dec. 21, 1960 (H)	72	53
Dec. 29, 1961 (N)\$	70	84
Mar. 16, 1980 (N)#	86	66
Mar. 29, 1986 (N)*	88	77
Dec. 21, 1991 (A)	93	92
Feb. 21, 1994 (H)	82	64
Dec. 7, 1996 (N)^ (OT)	93	87
@Played in New Albany, IN		
\$Sugar Bowl Tourney (New Orleans, LA)		
#NCAA Midwest Regional (Houston, TX)		
*NCAA National Semifinal (Dallas, TX)		
^John Wooden Classic (Anaheim, CA)		

**Series vs. Wichita State**

(Won 20, Lost 5)

Date	UL	WSU
Jan. 27, 1962 (H)	91	75
Dec. 22, 1962 (A)	63	81
Jan. 30, 1965 (H)	76	96
Mar. 3, 1965 (H)	79	70
Feb. 12, 1966 (A)	87	102
Feb. 26, 1966 (H)	81	66
Feb. 11, 1967 (H)	90	68
Feb. 25, 1967 (A)	78	84
Feb. 10, 1968 (OT)	93	91
Feb. 24, 1968 (H)	98	88
Jan. 2, 1969 (H)	71	58
Feb. 15, 1969 (A)	65	62
Jan. 21, 1970 (H)	59	58
Feb. 10, 1970 (A)	91	84
Feb. 11, 1971 (A)	94	85
Feb. 20, 1971 (H) (OT)	98	97
Feb. 9, 1972 (H)	65	64
Feb. 19, 1972 (A)	69	60
Jan. 13, 1973 (A) (2OT)	78	75
Feb. 19, 1974 (H)	106	90
Feb. 6, 1975 (A)	62	57
Feb. 20, 1975 (A)	85	76
Jan. 19, 1976 (H)	56	52
Feb. 28, 1976 (A)	74	78
April 6, 2013 (N)^	72	68
*NCAA National Semifinal (Atlanta, GA)		

**Last Meeting vs. Wichita State****Louisville 72, Wichita State 68****April 6, 2013 -- Atlanta, Ga. (Georgia Dome)****NCAA National Semifinal****Louisville 72**

Player	min	FG	3FG	FT	Reb	Ast	TO	BL	ST	PF	TP
Blackshear	f 9	0-1	0-1	0-0	1	0	0	0	0	3	0
Behanan	f 29	3-5	0-0	4-4	9	1	0	0	1	3	10
Dieng	c 30	0-1	0-0	0-0	6	0	1	2	0	4	0
Smith	g 36	6-17	4-11	5-12	2	3	5	0	2	3	21
Siva	g 34	1-9	0-5	5-6	1	3	2	0	2	1	7
Hancock	31	6-9	3-5	5-7	4	2	0	0	2	2	20
Henderson	10	2-3	2-3	0-0	2	0	0	0	0	2	6
Harrell	11	4-4	0-0	0-0	4	1	1	0	0	2	8
Van Treese	10	0-0	0-0	0-0	3	0	0	1	1	3	0
Team					1						
Totals	200	22-49	9-25	19-29	33	10	9	3	8	23	72

Total FG%	1st H:	8-20 40.0%	2nd H:	14-29 48.3%	Game:	44.9%
3-Pt. FG%	1st H:	4-13 30.8%	2nd H:	5-12 41.7%	Game:	36.0%
FThrow %	1st H:	5- 9 55.6%	2nd H:	14-20 70.0%	Game:	65.5%

**Wichita State 68**

Player	min	FG	3FG	FT	Reb	Ast	TO	BL	ST	PF	TP
Early	f 37	8-14	2-4	6-7	10	0	0	1	0	3	24
Hall	f 30	4-5	0-0	5-7	5	0	2	0	2	2	13
Armstead	g 29	1-10	0-5	0-0	4	7	3	0	2	4	2
Baker	g 33	3-9	3-6	2-2	8	0	1	0	0	4	11
Cotton	g 27	4-9	1-2	0-0	4	2	1	0	1	3	9
Lufile	3	1-1	0-0	0-0	1	0	0	0	0	0	2
Williams	7	0-0	0-0	0-0	0	1	0	0	0	0	0
Wiggins	1	1-2	0-1	0-0	0	0	0	0	0	0	2
Orukpe	7	0-0	0-0	0-2	2	0	0	0	0	0	2
VanVleet	23	0-4	0-2	3-4	1	3	3	0	0	1	3
White	3	0-0	0-0	2-2	0	0	0	0	0	1	2
Team					1						
Totals	200	22-54	6-20	18-24	36	13	11	1	5	20	68

Total FG%	1st H:	9-28 32.1%	2nd H:	13-26 50.0%	Game:	40.7%
3-Pt. FG%	1st H:	3-10 30.0%	2nd H:	3-10 30.0%	Game:	30.0%
FThrow %	1st H:	5- 6 83.3%	2nd H:	13-18 72.2%	Game:	75.0%

**Score by Periods**

	1st	2nd	Total
Wichita State	26	42	68
Louisville	25	47	72

Attendance: 75,350

Ties: 7

Lead Changes: 11

**Last Meeting vs. LSU****Louisville 93, Louisiana State 87 (OT)****Dec. 7, 1996 -- Anaheim, Calif. (Arrowhead Pond)****John Wooden Classic****Louisville 93**

Player	min	FG	3FG	FT	Reb	Ast	TO	BL	ST	PF	TP
Johnson, N.	27	1-9	0-1	5-5	3	2	0	0	2	0	7
Dantzler	38	2-4	0-0	3-4	7	3	2	0	2	0	7
Sanders	25	4-9	1-1	2-2	3	0	2	1	2	4	11
Sims	32	3-9	1-1	4-4	4	2	4	1	4	2	11
Wheat	41	9-18	4-11	4-7	3	2	4	0	3	0	26
Williams	15	2-3	0-1	2-2	2	0	3	0	1	0	6
Flynn	29	4-7	3-5	10-11	2	5	3	0	1	2	21
Johnson, E.	10	1-1	0-0	0-0	1	0	0	0	0	3	2
Smith	8	1-4	0-0	0-1	0	0	0	0	0	2	2
Team					10						
Totals	225	67-64	9-20	30-36	35	14	18	4	13	15	93

Total FG%	1st H:	15-33 45.5%	2nd H:	12-31 38.7%	Game:	42.2%
3-Pt. FG%	1st H:	3- 6 50.0%	2nd H:	6-15 40.0%	Game:	45.0%
FThrow %	1st H:	14-16 87.5%	2nd H:	16-20 80.0%	Game:	83.3%

**Louisiana State 87**

Player	min	FG	3FG	FT	Reb	Ast	TO	BL	ST	PF	TP
Sheppard	30	5-6	0-0	1-1	8	1	3	4	1	4	11
Washington	45	15-20	1-3	2-4	9	3	4	2	2	1	33
Spencer	34	6-14	1-1	0-1	6	2	4	1	0	4	13
Nabors	44	5-15	4-10	0-0	2	2	4	0	2	1	14
Carter	18	1-5	0-0	0-0	1	0	1	0	2	1	2
Earl	20	1-7	0-0	3-6	9	1	5	0	0	5	5
Bosley	1	0-1	0-1	0-0	0	0	0	0	0	0	0
Simmons	27	3-9	2-7	1-2	4	3	1	0	1	5	9
Hall	5	0-1	0-0	0-0	1	0	1	0	0	3	0
Walton	1	0-0	0-0	0-0	2	0	0	0	0	2	0
Team					8						
Totals	225	36-78	8-22	7-14	49	12	23	7	8	26	87

Total FG%	1st H:	18-35 51.4%	2nd H:	18-43 41.9%	Game:	46.2%
3-Pt. FG%	1st H:	3- 6 50.0%	2nd H:	5-16 31.3%	Game:	36.4%
FThrow %	1st H:	2- 6 33.3%	2nd H:	5- 8 62.5%	Game:	50.0%

**Score by Periods**

	1st	2nd	OT	Total
Louisiana State	41	35	11	87
Louisville	47	29	17	93

Attendance: 8,463

■ **Three With 390** — Louisville is the only NCAA Division I men's basketball program to have three different coaches with at least 390 victories at the school. Current Cards' Coach Rick Pitino has won 394 games in his 16th season at UofL, his predecessor Denny Crum won 675 games in 30 years (1971-2001) and Bernard "Peck" Hickman won 443 in his 23 years guiding the Cardinals (1944-67). Kansas can join that list when Bill Self wins his 390th game at Kansas (385 entering the season) as Phog Allen (590) and Roy Williams (418) have at least 390 wins there.

■ **Six NBA Draft Picks in Last Four Years** -- Chinanu Onuaku, who was a sophomore forward/center for UofL last season, was selected by the Houston Rockets with the 37th pick overall in the second round of the 2016 NBA Draft.

A total of 69 former Louisville players have been selected in the NBA Draft, including six in the last four years. Terry Rozier was selected in the first round of the 2015 draft by the Boston Celtics as the 16th overall pick, while forward Montrezl Harrell was taken in the second round by the Houston Rockets as the 32nd selection. Russ Smith was selected by the Philadelphia 76ers in the second round of the 2014 NBA Draft with the 47th overall pick, and was subsequently traded to the New Orleans Pelicans. Gorgui Dieng was a first-round selection and the 21st overall pick by the Utah Jazz in 2013, with his rights subsequently traded to the Minnesota Timberwolves, where he has played the last three seasons. Peyton Siva was a second round choice of the Detroit Pistons in 2013 with the 56th pick overall.

Louisville has produced 23 first-round NBA Draft choices, including 11 in the top ten and five among the top three picks (Pervis Ellison first in 1989; Wes Unseld second in 1968; Darrell Griffith second in 1980; Charlie Tyra second in 1957; Rodney McCray third in 1983).

■ **Louisville Top College Basketball Market** -- Louisville is consistently the highest-rated television market for college basketball on ESPN. Louisville has been the top market each of the last 14 years, averaging a 4.9 rating for the 2015-16 season. Louisville was over two points higher than second-place Raleigh-Durham, which averaged a 2.7 rating. The remaining top 10 was Kansas City (2.5), Greensboro-High Point (2.5), Cincinnati (1.8), Dayton (1.7), Greenville (1.7), Indianapolis (1.6) and Memphis (1.5). The Cardinals' NCAA Sweet 16 game against Kentucky in 2014 drew a 51.5 rating and 73 share, making it the second highest-rated event in Louisville television history. Louisville's 2013 NCAA Championship game against Michigan is the top-rated television event all-time in the Louisville market.

■ **International Flavor** — Louisville had an international flavor with four players on its roster hailing from foreign countries. Mangok Mathiang was born in Sudan, Africa and lived in Melbourne, Australia where he also played rugby and Australian Rules Football before coming to the United States. He played a season at Carbondale (Ill.) Brehm Prep School. Deng Adel followed a similar path as he was born in the Sudan, grew up in Australia and spent his senior year of high school in Florida. From Cairo, Egypt, Anas Mahmoud played a year at West Oaks Academy in Orlando, Florida before joining UofL. Matz Stockman, from Oslo, Norway, attended school in Spain's Canary Islands during the 2013-14 season before his trek to the U.S.

■ **Statistical Trends** — UofL is 171-9 over the last 16 seasons under Coach Rick Pitino when scoring 80 or more points (2-0 this year, 10-0 in 2015-16, 11-0 in 2014-15) ... Over the past 16 years under Pitino, Louisville is 130-6 when shooting 50 percent or better from the field (14-0 in 2015-16, 8-0 in 2014-15) ... UofL is 316-47 when holding its opponent below 70 points over the past 16 years under Pitino (3-0 this season, 19-1 in 2015-16, 24-4 in 2014-15, 27-1 in 2013-14).

■ **Seventh Season in KFC Yum! Center** -- This is Louisville's seventh season in the spectacular KFC Yum! Center, located on the banks of the Ohio River in downtown Louisville. The Cardinals had previously played basketball for 54 years in Freedom Hall (1956-2010). The 22,000-seat multi-purpose arena was built at a cost of \$238 million and includes 71 luxury suites, 62 four- or six-seat premium boxes, over 2,000 side-court club seats and four party suites with a seating capacity of 32 each.

UofL's men's and women's teams have permanent locker rooms. There are five additional team locker rooms, two officials locker rooms, five star dressing rooms, a full-function media work room and a full-sized basketball practice court on the event level. The seven levels of the arena (including the upper catwalk) include a collective 721,762 square feet, or roughly the area of 13 football fields.

After passing through the one and a half acre landscaped entry plaza that features a basketball-themed fountain, entering fans can visit the 2,500-square foot UofL adidas store, the 3,000-square foot UofL Hall of Honor, or head to their seats using one of the eight escalators or seven elevators within the building.

Lounge space is abundant within the arena.

Four spacious donor rooms are available for Cardinal fans, including three that overlook the Ohio

River. The 7,000-square foot main concourse restaurant overlooks the river and a main concourse sports bar has views directly into the arena bowl. Two 4,000-square foot club lounges on the event level, as well as the terrace club and premium box lounges, provide amenities for their respective patrons. The KFC Yum! Center served as the site for the NCAA Men's Basketball Tournament second and third rounds in 2012 and 2015, the NCAA South Regional in 2016 and was the site for the 2012 NCAA Women's Volleyball Championship on December 13 and 15.



### Louisville has won ...

... 48 of its last 64 post-season tournament games over the last 12 years (including conference, NCAA and NIT since 2005). Louisville is 25-4 in the postseason over the last five years.

... 26 of its last 34 games in the NCAA Tournament (since 2005), advancing to the final eight teams five times in the last nine years (2008, 2009, 2012, 2013, 2015).

... 30 of 38 games during the month of March over the last five years.

... 149 games over the last six years, tied for the fifth-most wins in the nation in that stretch. Louisville is one of just three teams to win at least 30 games in three of the last five seasons (also Kentucky, Wichita State), winning a school-record 35 victories during the Cardinals' 2012-13 NCAA Championship season.

... 20 games for the last 14 straight seasons, a feat accomplished by only four schools.

... 12 ACC regular season games in 2014-15 and 2015-16. Louisville has won at least 10 league games for nine straight seasons. UofL has finished in the top three in its conference six of the last 10 years.

... 10 of its last 11 conference tournament games. Louisville is 15-3 with three championships over its last seven conference tournaments, reaching the title game five times. Louisville has won three of the last four conference tournament titles in which it has participated.

### '16-17 NATIONAL RANKINGS

#### Associated Press (Nov. 21)

- 1 Kentucky
- 2 Villanova
- 3 Indiana
- 4 North Carolina
- 5 Kansas
- 6 Duke
- 7 Virginia
- 8 Arizona
- 9 Xavier
- 10 **Louisville**
- 11 Gonzaga
- 12 Creighton
- 13 Oregon
- 14 UCLA
- 15 Saint Mary's
- 16 Wisconsin
- 17 Purdue
- 18 Syracuse
- 19 West Virginia
- 20 Baylor
- 21 Iowa State
- 22 Texas
- 23 Rhode Island
- 24 Michigan State
- 25 Michigan

Florida State

#### ESPN/USA Today (Nov. 21)

- 1 Kentucky
- 2 Villanova
- 3 Duke
- 4 North Carolina
- 5 Indiana
- 6 Kansas
- Virginia
- 8 Xavier
- 9 Arizona
- 10 **Louisville**
- 11 Gonzaga
- 12 Oregon
- 13 UCLA
- 14 Wisconsin
- 15 Saint Mary's
- 16 Syracuse
- 17 West Virginia
- 18 Creighton
- 19 Purdue
- 20 Michigan State
- 21 Texas
- 22 Iowa State
- 23 Maryland
- 24 Michigan
- 25 Rhode Island



■ **Anniversary Year for Two Final Four teams** — The 2016-17 season marks notable anniversaries for two of Louisville's Final Four teams. It is the 45th anniversary for UofL's 1972 NCAA Final Four team (26-5 record), which was guided by future Hall of Fame Coach Denny Crum in his first season with the Cardinals. The Missouri Valley Conference Co-Champions featured five senior starters, including All-America guard Jim Price (1,460 career points, 1969-72), forward Ron Thomas, whose 13.0 career rebounding average is the fourth-best ever at UofL (1970-72), and 1,000-point scorer Al Vilcheck (1,048 points, 1969-72). This season also marks the 35th anniversary of the Cardinals' 1982 Final Four team, which had six seniors on its roster. Crum's fourth Final Four team, which was runner-up in the Metro Conference, included four starters that totaled over 1,000 career points in Derek Smith (1,826), Lancaster Gordon (1,614), Jerry Eaves (1,250) and Rodney McCray (1,247). The Cardinals beat UAB on its home floor to win the Mideast Regional.

■ **Tickets Available** -- A limited number of single-game tickets for UofL home games in November and December on sale now. Tickets are \$46 for the Cardinals' Nov. 30 game against Purdue, \$82 for UofL's Dec. 28 ACC opener against Virginia, weekend non-conference games are \$45 and remaining weekday non-conference and exhibition games are \$40 each. The Cardinals' Dec. 21 game against Kentucky is sold out. Tickets will be on sale at the UofL Ticket Office, located near Gate 2 of Papa John's Cardinal Stadium at 2800 South Floyd Street. The ticket office is open weekdays from 9 a.m. until 5 p.m. Cardinal fans may also purchase tickets by visiting Ticketmaster online at [www.ticketmaster.com](http://www.ticketmaster.com), calling 1-800-745-3000 or by visiting any Ticketmaster Ticket Center, including the KFC Yum! Center.

■ **La Poderosa Broadcast Six** — Six UofL home men's basketball games will be broadcast this season in Spanish on La Poderosa (WTUV, 620AM). The remaining four games include: Dec. 7 vs. Southern Illinois, Dec. 10 vs. Texas Southern, Jan. 19 vs. Clemson and Feb. 18 vs. Virginia Tech. Carlos Lucio and Elvis Martinez call the action for the broadcasts in UofL's effort to reach out to the Hispanic community for the last 12 years. All of U of L's home football games over the last 12 years have also been broadcast in Spanish.

## Cardinals in the NCAA Tournament

■ Louisville made its 41st NCAA Tournament appearance in 2015. The Cardinals have reached the NCAA Tournament 32 of the last 40 years (nine of the last 10, 12 of the last 14, 14 of the last 18 years, 20 of last 25). The Cards have reached the Sweet 16 on 21 occasions and have advanced to the Elite Eight four of the last seven seasons. Louisville is sixth in tournament victories (75) and is fifth in NCAA Tournament appearances (41). UofL has a 75-42 overall NCAA Tournament record, reaching the Final Four 10 times.

■ Only four teams -- Kentucky (56), North Carolina (47), UCLA (46), and Kansas (45) -- have more NCAA Tournament appearances than Louisville's 41.

■ U of L Coach Rick Pitino has a 53-18 record in NCAA Tournament play (.746), ranking him second among active coaches in winning percentage and 10th all time. Only three coaches have coached more Final Four teams than Pitino's seven, a feat matched by one other. Pitino is the first coach to win an NCAA Championship at two different schools; the first to lead three different teams to the Final Four; is one of 11 coaches to lead four different schools to the NCAA Tournament; and one of 10 active collegiate coaches who have won an NCAA Championship.

■ Only three teams have been to more Sweet 16 appearances than Louisville's 21 since the NCAA began Sweet 16 records in 1975 (North Carolina 27, Kentucky 26, Duke 25; Kansas is tied with Louisville/21).

■ U of L Coach Rick Pitino has guided 20 teams to NCAA tournament appearances, including 12 of his last 14 years at Louisville (nine of the last 10 years). His last six straight Kentucky teams reached the NCAA Tournament. The Wildcats won the 1996 NCAA title and were national runner-up in 1997 under his guidance.

### NCAA Division I Most Victories

School	First Year	Yrs.	Won	Loss	Pct.
1. Kentucky	1903	113	2205	682	.764
2. Kansas	1899	118	2186	836	.723
3. North Carolina	1911	106	2173	774	.737
4. Duke	1906	111	2087	864	.707
5. Syracuse	1901	115	1943	865	.692
6. Temple	1895	120	1870	1037	.643
7. Notre Dame	1898	111	1819	984	.649
8. UCLA	1920	97	1818	819	.689
9. St. John's	1908	108	1803	980	.648
10. Indiana	1901	116	1783	1003	.640
11. Louisville	1911	102	1778	892	.666
12. Brigham Young	1903	114	1764	1059	.625
13. Arizona	1905	111	1762	927	.655

### UofL Radio Network Affiliates

<b>WHAS</b>	840 AM	Louisville, Ky.
<i>(Flagship Station)</i>		
<b>WKRD</b>	790 AM	Louisville, Ky.
<b>WCKY</b>	1530 AM	Cincinnati, Ohio
<b>WWRW</b>	105.5 FM	Lexington, Ky.
<b>WSFC</b>	1240 AM	Somerset, Ky.
<b>WYMC</b>	1430 AM	Mayfield, Ky.
<b>WLME</b>	102.7 FM	Owensboro, Ky.
<b>WPAD</b>	1560 AM	Paducah, Ky.
<b>WCCK</b>	95.7 FM	Calvert City, Ky.

### Sirius XM Satellite Radio

The radio broadcast is also available for a fee through GoCards.com and CardsMobile, the Cards' official Android/iPhone app.

### All-Time NCAA Final Four Appearances

North Carolina...	19
UCLA.....	17
Kentucky .....	17
Duke.....	16
Kansas .....	14
Ohio State .....	11
<b>Louisville.....</b>	<b>10</b>
Michigan State....	9
Indiana.....	8

### UofL in the NCAA Tournament

NCAA Tournament Appearances .....	41
<i>(32 of the last 39 years; 20 of last 24)</i>	
All-Time NCAA Tourn. Record.....	75-42
Sweet 16 Appearances.....	21
Final Four Appearances.....	10
NCAA Championships .....	3
Pitino's NCAA Tourn. Record .....	53-18
Pitino's NCAA Tourn. Appearances ..	20

**Last time an individual had ...**

	<b>For Louisville</b>	<b>For A Louisville Opponent</b>
<b>30 or more points</b>	31 by Wayne Blackshear vs. CSUN (12/23/14)	31 by Devin Thomas, Wake Forest (1/4/15)
<b>35 or more points</b>	42 by Russ Smith vs. Houston (3/14/14)	36 by Scottie Reynolds, Villanova (1/11/10)
<b>20 points in a half</b>	20 by Trey Lewis vs. Virginia Tech, 2H (1/27/16)	24 by Austin Freeman, Georgetown, 2H (2/23/10)
<b>15 or more rebounds</b>	15 by Chinanu Onuaku vs. Syracuse (2/17/16)	18 by Ryan Taylor, Marshall (11/21/14)
<b>20 or more rebounds</b>	23 by Ellis Myles vs. Tennessee St. (12/1/01)	21 by Dwayne Whitfield, Jackson St. (11/23/94)
<b>A four-point play</b>	Russ Smith vs. Kentucky (12/31/11)	Demetrius Jackson, Notre Dame (2/13/16)
<b>12 made free throws</b>	12 by Russ Smith vs. UConn, 15 att. (1/18/14)	13 by Seth Allen, Virginia Tech (1/27/16)
<b>7 made three-point goals</b>	7 by Preston Knowles vs. Syracuse (2/12/11)	7 by Anthony Mason Jr., St. John's (1/26/08)
<b>10 or more assists</b>	11 by Chris Jones vs. Virginia Tech (1/13/15)	10 by Elfrid Payton, Louisiana Lafayette (12/7/13)
<b>5 or more blocked shots</b>	5 by Mangok Mathiang vs. William & Mary (11/14/16)	5 by Cheikh Mbodj, Cincinnati (3/4/13)
<b>5 or more steals</b>	5 by Damion Lee vs. Michigan State (12/2/15)	5 by Will Cummings, Temple (2/27/14)

**The Last Time a Team ...**

	<b>Louisville</b>	<b>Opponent</b>
<b>Scored 100 points</b>	111-63 win over Grand Canyon (12/5/15)	101-104 5OT loss to Notre Dame (2/9/13)
<b>Scored less than 50 points</b>	63-47 loss vs. Virginia (1/30/16)	78-47 victory over Evansville (11/11/16)
<b>Scored 60 points in a half</b>	61 vs. Gr. Canyon; 1st H of 111-63 win (12/5/15)	60 by Tulane; 2nd H of 109-96 win (1/18/90)
<b>Scored under 20 points in a half</b>	14 vs. Virginia; 1H of 63-47 loss (1/30/16)	14 by Boston College 1H, 79-47 UL win (2/6/16)
<b>Had a +20 Rebound Margin</b>	23 (52-29) vs. Evansville (11/11/16)	26 (57-31) by Kentucky (12/31/11)
<b>Grabbed 60 or more rebounds</b>	60 vs. Jacksonville State (11/17/14)	60 by George Mason (1/4/94)
<b>Grabbed less than 25 rebounds</b>	24 vs. USF (1/12/12)	22 by Kennesaw State (12/16/15)
<b>Shot 60% or better from the field</b>	.652 (30-46) vs. Pittsburgh (1/25/15)	.614 (43-70) by Charlotte (2/11/01)
<b>Shot 30% or below from the field</b>	.295 (18-61) vs. Duke (1/17/15)	.281 (14-49) by Evansville (11/11/16)
<b>Shot 70% from the field for a half</b>	.708 (17-24) vs. Pittsburgh in 1st H (1/25/15)	.765 (13-17) by Georgetown in 2nd H (1/31/11)
<b>Made 5 or less free throws</b>	1 vs. Syracuse (in 2 attempts, 2/17/16)	5 by Georgia Tech (in 7 attempts, 3/1/16)
<b>Made 15 three-point goals</b>	16 (in 30 attempts) vs. Rutgers (2/16/14)	17 by Notre Dame (2/4/06)
<b>Made No three-point goals</b>	0 vs. Pittsburgh (2/11/15)	0 by Cal State Northridge (12/23/14)
<b>Shot 60% from the three-point line</b>	.667 (12-18) vs. Virginia Tech (1/27/16)	.727 (8-11) by Miami (2/27/16)
<b>Handed out 25 or more assists</b>	28 vs. UCF (12/31/13)	25 by Notre Dame (2/28/08)
<b>Handed out 5 or less assists</b>	1 vs. Kentucky (12/27/14)	4 by Pittsburgh (1/14/16)
<b>Committed 25 or more turnovers</b>	26 vs. West Virginia (1/31/09)	25 by FIU (12/5/14)
<b>Committed 5 or fewer turnovers</b>	5 vs. NC State (2/14/15)	2 by Virginia (2/7/15)
<b>Blocked 10 or more shots</b>	11 vs. William & Mary (11/14/16)	14 by Connecticut (3/4/06)
<b>Had No Blocked Shots</b>	0 vs. North Carolina A&T (3/21/13)	0 by UMKC (12/22/15)
<b>Had 15 or more steals</b>	16 vs. Savannah State (11/24/14)	19 by Rutgers (3/13/14)
<b>Had No Steals</b>	0 vs. Saint Louis (2/12/03)	0 by Saint Louis (3/22/14)

**Louisville Top Efforts Under Rick Pitino  
(Since 2001-02)****Longest winning streak:** 17 games (2002-03)**Longest conference winning streak:** 10, twice -- 2008-09 & 2012-13 seasons**Longest losing streak:** 4 games (2003-04)**Longest conference losing streak:** 4 games (2003-04)**Most points scored in a game:** 114 vs. Western Kentucky, 12-22-10 (UL 114, WKU 82)**Fewest points scored in a game:** 45 vs. Cleveland State, 11-26-14 (UL 45, CSU 33)**Most points allowed in a game:** 104 vs. Notre Dame, 2-9-13 (UND 104, UL 101, 5 ot)**Fewest Points Allowed in a Game:** 26 vs. Savannah State, 11-24-14 (UL 87, SSU 26)**Fewest Points Allowed in a Conference Game:** 31 vs. Rutgers, 3-13-14 (UL 92, RU 31)**Largest Margin of Victory:** 64 vs. Morehead St., 12-27-04 (UL 104, USA 40)**Largest Margin of Victory in a Conference Game:** 61 vs. Rutgers, 3-13-14 (UL 92, RU 31)**Largest losing margin:** 33 vs. Notre Dame, 2-12-09 (ND 90, UL 57)**Fewest points scored in a win:** 45 vs. Cleveland State, 11-26-14 (UL 45, CSU 33)**Most points allowed in a win:** 89 vs. Notre Dame, 2-17-10 (UL 91, UND 89 2 ot)**Most points scored in a loss:** 101 vs. Notre Dame, 2-9-13 (UND 104, UL 101, 5 ot)**Fewest points allowed in a loss:** 52 vs. Drexel, 12-14-10 (DU 52, UL 46); vs. Syracuse, 2-13-12 (SU 52, UL 51); vs. Virginia, 2-17-15 (UVA 52, UL 47)**Largest deficit overcome to win a game:** 20 vs. West Virginia, 3-26-05 (UL 18, WVU 38)**Largest lead given up in a loss:** 19 vs. Marquette, 2-27-03 (UL 42, MU 23)**Highest shooting percentage:** .652 vs. Pittsburgh, 1-25-15 (UL 80, Pitt 68)**Highest shooting percentage in a conference game:** .652 vs. Pittsburgh, 1-25-15 (UL 80, Pitt 68)**Lowest shooting percentage:** .268 vs. Western Kentucky, 11-30-08 (WKU 68, UL 54)**Lowest shooting percentage in a conference game:** .274 vs. Cincinnati, 1-19-02 (UL 50, UC 77)**Highest 3-point percentage:** .778 vs. Memphis, 2-4-04 (UL 58, UM 62)**Highest 3-point percentage in a conference game:** .778 vs. Memphis, 2-4-04 (UL 58, UM 62)**Lowest 3-point percentage:** .000 vs. Pittsburgh, 2-11-15 (UL 69, Pitt 56)**Lowest 3-point percentage in a conference game:** .000 vs. Pittsburgh, 2-11-15 (UL 69, Pitt 56)**Most three-pointers:** 22 vs. Hartford, 11-17-07 (UL 104, UH 69)**Free throws made:** 41 vs. Rutgers, 1-4-14 (UL 83, RU 76)**Most assists:** 34 vs. VMI, 12-23-04 (UL 107, VMI 56)**Most blocked shots:** 18 vs. Holy Cross, 12-7-03 (UL 56, HC 40)

## O V.J. King

**F 6-6 190 Fr. - HS Cleveland, Ohio (Paul VI Catholic HS, Fairfax, Va.)**

■ Has primarily split the time at small forward with starter Deng Adel in the first three games.

■ Top game to date was against William & Mary when he totaled 17 points, five rebounds, and a steal ( 7-11 FG, 3-3 3FG).

■ King has won two gold medals with USA Basketball in the 2013 FIBA Americas U16 Championship in Maldonado, Uruguay; and the 2014 FIBA U17 World Championship in Dubai, United Arab Emirates.

■ A McDonald's All-America selection, King averaged 22.9 points, 9.6 rebounds, 2.5 assists and 2.1 steals as a senior last season in leading Paul VI (20-11) in Fairfax, Va. to the Virginia Independent Schools Athletic Association Division I state championship game..

■ The Virginia Gatorade Player of the Year earned all-state and all-conference honors last year.

■ His father Vincent King played professional basketball in foreign countries for 10 years after scoring 1,037 points in his collegiate career at Indiana University of Pennsylvania from 1988-92.

■ Born Jan. 22, 1997 ... Major is sport administration.



### O V.J. King

Games With ...	Season	Career
Double-Figure scoring.....	1	1
5 or more rebounds .....	1	1
4 or more assists .....	0	0
A blocked shot .....	1	1
A steal .....	1	1
A three-pointer .....	1	1
20+ points .....	0	0

## O V.J. King Season/Career Highs

Points..... 17 vs. William & Mary (11/14)  
 Reb. .... 5 vs. William & Mary (11/14)  
 Asst. .... none  
 Blocks .... 1 vs. Evansville (11/11)  
 Steals .... 1 vs. William & Mary (11/14)  
 FGM ..... 7 vs. William & Mary (11/14)  
 FGA ..... 11 vs. William & Mary (11/14)  
 3FGM ..... 3 vs. William & Mary (11/14)  
 3FGA ..... 3 vs. William & Mary (11/14)  
 FT ..... 6 vs. Evansville (11/11)  
 FTA ..... 8 vs. Evansville (11/11)

### O V.J. King Game-by-Game

O V.J. King Game-by-Game										3-Point			Rebounds														
Opponent	Date	GS	Min	FG	FGA	Pct	FG	FGA	Pct	FT	FTA	Pct	Off	Def	Tot	Avg	PF	FO	A	TO	Blk	Stl	Pts	Avg			
EVANSVILLE	11/11/16	14	0	1	.000	0	1	.000	6	8	.750	0	2	2	2.0	1	0	0	0	1	0	6	6.0				
WM. & MARY	11/14/16	17	7	11	.636	3	3	1.000	0	0	.000	2	3	5	3.5	2	0	0	1	0	1	17	11.5				
LONG BEACH ST	11/17/16	13	3	8	.375	0	2	.000	2	21	.000	0	3	3	3.3	0	0	0	0	0	0	8	10.3				

### O V.J. King Statistics

Year	GP	GS	Min	Avg	FG	FGA	Pct	3FG	3FGA	Pct	FT	FTA	Pct	OReb	DReb	Reb	Avg	PF	FO	Ast	TO	Blk	Stl	Pts	Avg
2016-17	3	0	44	14.7	10	20	.500	3	6	.500	8	10	.800	2	8	10	3.3	3	0	0	1	1	1	31	10.3
TOTAL	3	0	44	14.7	10	20	.500	3	6	.500	8	10	.800	2	8	10	3.3	3	0	0	1	1	1	31	10.3

## 1 Tony Hicks

**G 6-1 180 Gr. - Tr. South Holland, Ill. (University of Pennsylvania)**

■ Scored four points and grabbed two rebounds in each of his first two games with the Cardinals.

■ Graduate transfer led Penn in scoring as a sophomore and junior and earned All-Ivy League honorable mention honors during his freshman and junior years.

■ Has 54 career double-figure scoring games at Penn.

■ Totaled 1,060 career points in three seasons while starting 64 games for the Quakers. He has connected on 107-of-308 three-pointers in three seasons (347) and 78.1 percent of his free throws (217-of-278).

■ Matched a Penn single-game record with 13 assists vs. Lafayette, adding 14 points, four rebounds and four steals.

■ Has a 6-8 wingspan.

■ A member of the 2012 Parade All-America team, Hicks was the Chicago Catholic League Player of the Year as a senior at St. Rita of Cascia High School.

■ Born March 15, 1994 ... Earned a sociology degree at Penn ... Major at UofL is human resources.



### 1 Tony Hicks

Games at UofL With ...	Season	Career
Double-Figure scoring.....	0	0
6 or more rebounds .....	0	0
4 or more assists .....	0	0
A blocked shot .....	0	0
A steal .....	1	1
A three-pointer .....	0	0
20+ points .....	0	0

## 1 Tony Hicks Season/Career Highs

Points..... 4 vs. Evansville (11/11)  
 vs. William & Mary (11/14)  
 Reb. .... 2 vs. Evansville (11/11)  
 vs. William & Mary (11/14)  
 Asst. .... 3 vs. William & Mary (11/14)  
 Blocks .... none  
 Steals .... 2 vs. Evansville (11/11)  
 FGM ..... 2 vs. Evansville (11/11)  
 FGA ..... 9 vs. William & Mary (11/14)  
 3FGM ..... none  
 3FGA ..... 3 vs. William & Mary (11/14)  
 FT ..... 2 vs. William & Mary (11/14)  
 FTA ..... 2 vs. Evansville (11/11)  
 vs. William & Mary (11/14)

### 1 Tony Hicks Game-by-Game

1 Tony Hicks Game-by-Game											3-Point				Rebounds														
Opponent	Date	GS	Min	FG	FGA	Pct	FG	FGA	Pct	FT	FTA	Pct	Off	Def	Tot	Avg	PF	FO	A	TO	Blk	Stl	Pts	Avg					
EVANSVILLE	11/11/16	18	2	5	.400	0	1	.000	0	2	.000	0	2	2	2	2.0	0	0	2	1	0	2	4	4.0					
WM. & MARY	11/14/16	12	1	9	.111	0	3	.000	2	21	.000	1	1	2	2	2.0	1	0	3	1	0	0	4	4.0					
LONG BEACH ST	11/17/16	DNP																											

### 10 Tony Hicks Statistics at Louisville

Year	GP	GS	Min	Avg	FG	FGA	Pct	3FG	3FGA	Pct	FT	FTA	Pct	OReb	DReb	Reb	Avg	PF	FO	Ast	TO	Blk	Stl	Pts	Avg
2016-17	2	0	30	15.0	3	14	.214	0	4	.000	2	4	.500	1	3	4	2.0	1	0	5	2	0	2	8	4.0
TOTAL	2	0	30	15.0	3	14	.214	0	4	.000	2	4	.500	1	3	4	2.0	1	0	5	2	0	2	8	4.0



## 4 Quentin Snider

**G 6-2 175 Jr. - 2L Louisville, Ky. (Ballard HS)**

■ Team co-captain is the Cardinals' top returning scorer (9.4 ppg) for the second consecutive season.

■ Off to a slow shooting start, but has improved his shot in the offseason.

■ His 109 assists with just 40 turnovers last season ranked him fourth in the ACC in assists-to-turnovers ratio (2.73; 43rd in the NCAA).

■ Named to the 2015 and 2016 All-ACC Academic Men's Basketball team, one of a league-high seven Cardinals selected for the honor each of the last two years.

■ Led the Cardinals with a career-high 21 points at NC State while knocking down a career-high four three-pointers.

■ Handed out as many as six assists seven times, including seven assists with one turnover against No. 2/1 North Carolina.

■ Honored as Kentucky's Mr. Basketball as a senior, Snider is the career leader in scoring and assists (633) at Ballard. His 2,442 points passed Allan Houston and DeJuan Wheat. His 371 three-pointers rank third in state history.

■ Born Feb. 14, 1995 ... Major is communication.



### 4 Quentin Snider

Games With ...	Season	Career
Double-Figure scoring.....	1	21
6 or more rebounds.....	0	0
4 or more assists.....	2	22
A blocked shot.....	0	1
A steal.....	0	24
A three-pointer.....	1	34
20+ points.....	0	2

### 4 Quentin Snider Game-by-Game

Opponent	Date	GS	Min	FG	FGA	Pct	3-Point FG	3-Point FGA	Pct	FT	FTA	Pct	Rebounds Off	Rebounds Def	Rebounds Tot	Avg PF	FO	A	TO	Blk	Stl	Pts	Avg
EVANSVILLE	11/11/16	*	18	0	1	.000	0	1	.000	3	4	.750	0	2	2	2.0	3	0	3	1	0	3	3.0
WM. & MARY	11/14/16	*	26	4	11	.364	4	9	.444	1	2	.500	0	3	3	2.5	1	0	4	2	0	13	8.0
LONG BEACH ST	11/17/16	*	27	1	10	.100	0	4	.000	2	3	.667	1	1	2	2.3	0	0	5	1	0	4	6.7

### 4 Quentin Snider Statistics

Year	GP	GS	Min	Avg	FG	FGA	Pct	3FG	3FGA	Pct	FT	FTA	Pct	OReb	DReb	Reb	Avg	PF	FO	Ast	TO	Blk	Stl	Pts	Avg
2014-15	36	10	589	16.4	53	152	.349	19	67	.284	21	38	.553	9	49	58	1.6	43	0	47	29	1	11	146	4.1
2015-16	31	24	861	27.8	103	256	.402	40	99	.404	45	60	.750	23	47	70	2.3	60	1	109	40	0	25	291	9.4
2016-17	3	3	71	23.7	5	22	.227	4	14	.286	6	9	.667	1	6	7	2.3	4	0	12	4	0	0	20	6.7
TOTAL	70	37	1521	21.7	161	430	.374	63	180	.350	72	107	.673	33	102	135	1.9	107	1	168	73	1	36	457	6.5

## 5 Matz Stockman

**C 7-0 240 Jr. - 2L Oslo, Norway (Canarias Basketball Academy)**

■ First name is pronounced Motts.

■ Had four points and two rebounds in the Cards' opener vs. Evansville.

■ Scored in 16 of his 23 appearances as a sophomore.

■ Scored a career-high eight points against Kennesaw

State while grabbing a career-high five rebounds.

■ One of four players on the Cardinals' roster with international ties.

■ Saw action in four games as a freshman.


■ Has a 7-6 wingspan.

■ Attended and played basketball at the Canarias Basketball Academy in Gran Canaria in Spain's Canary Islands during the 2013-14 season.

■ Played handball and soccer (goalie) in high school.

■ Stockman and fellow junior Anas Mahmoud are the first seven-footers to play for the Cardinals since Felton Spencer, a 7-0 center from Louisville who scored 1,168 points at UofL from 1986-90.

■ Born Jan. 30, 1995 ... Major is sport administration.



### 5 Matz Stockman

Games With ...	Season	Career
Double-Figure scoring.....	0	0
6 or more rebounds.....	0	0
4 or more assists.....	0	0
A blocked shot.....	1	8
A steal.....	0	2
A three-pointer.....	0	0
20+ points.....	0	0

### 5 Matz Stockman Game-by-Game

Opponent	Date	GS	Min	FG	FGA	Pct	3-Point FG	3-Point FGA	Pct	FT	FTA	Pct	Rebounds Off	Rebounds Def	Rebounds Tot	Avg PF	FO	A	TO	Blk	Stl	Pts	Avg
EVANSVILLE	11/11/16		3	2	3	.667	0	0	.000	0	2	.000	2	0	2	2.0	1	0	0	0	0	4	4.0
WM. & MARY	11/14/16		1	0	0	.000	0	0	.000	0	0	.000	0	1	1	1.5	0	0	0	0	0	0	2.0
LONG BEACH ST	11/17/16		3	0	0	.000	0	0	.000	0	0	.000	0	1	1	1.3	0	0	1	1	0	0	1.3

### 5 Matz Stockman Statistics

Year	GP	GS	Min	Avg	FG	FGA	Pct	3FG	3FGA	Pct	FT	FTA	Pct	OReb	DReb	Reb	Avg	PF	FO	Ast	TO	Blk	Stl	Pts	Avg
2014-15	4	0	22	5.5	2	5	.400	0	0	.000	0	2	.000	2	9	11	2.8	6	0	1	3	4	2	4	1.0
2015-16	23	0	142	6.2	26	47	.553	0	0	.000	10	21	.476	20	19	39	1.7	27	0	4	7	8	1	62	2.7
2016-17	3	0	7	2.3	2	3	.667	0	0	.000	0	2	.000	2	2	4	1.3	1	0	1	1	1	0	4	1.3
TOTAL	30	0	171	5.7	30	55	.545	0	0	.000	10	25	.400	24	30	54	1.8	34	0	6	11	13	3	70	2.3

## 4 Quentin Snider Season Highs

Points..... 13 vs. William & Mary (11/14)  
 Reb. .... 3 vs. William & Mary (11/14)  
 Asst. .... 5 vs. Long Beach St. (11/17)  
 Blocks .... none  
 Steals .... none  
 FGM ..... 4 vs. William & Mary (11/14)  
 FGA ..... 11 vs. William & Mary (11/14)  
 3FGM ..... 4 vs. William & Mary (11/14)  
 3FGA ..... 9 vs. William & Mary (11/14)  
 FT ..... 3 vs. Evansville (11/11)  
 FTA ..... 4 vs. Evansville (11/11)

## 4 Quentin Snider Career Highs

Points..... 21 vs. NC State (1/7/16)  
 Reb. .... 5 (4 times) *latest*: vs. Georgia Tech (1/23/16)  
 Asst. .... 8 vs. Grand Canyon (12/5/15)  
                     vs. Kennesaw St. (12/16/15)  
 Blocks .... 1 vs. Michigan State (3/29/15)  
 Steals .... 3 vs. Utah Valley (12/23/15)  
 FGM ..... 8 vs. Florida State (1/20/16)  
 FGA ..... 14 vs. North Florida (11/21/15)  
                     vs. Western Kentucky (12/19/15)  
 3FGM ..... 4 (3 times) *latest*: vs. Wm. & Mary (11/14/16)  
 3FGA ..... 9 vs. Syracuse (2/18/15)  
                     vs. William & Mary (11/14)  
 FT ..... 5 vs. Notre Dame (2/13/16)  
 FTA ..... 6 vs. NC State (3/27/15)  
                     vs. Notre Dame (2/13/16)

## 5 Matz Stockman Season Highs

Points..... 4 vs. Evansville (11/11)  
 Reb. .... 2 vs. Evansville (11/11)  
 Asst. .... 1 vs. Long Beach St. (11/17)  
 Blocks .... 1 vs. Long Beach St. (11/17)  
 Steals .... none  
 FGM ..... 2 vs. Evansville (11/11)  
 FGA ..... 3 vs. Evansville (11/11)  
 3FGM ..... none  
 3FGA ..... none  
 FT ..... none  
 FTA ..... 2 vs. Evansville (11/11)

## 5 Matz Stockman Career Highs

Points..... 8 vs. Kennesaw St. (12/16/15)  
 Reb. .... 5 vs. Kennesaw St. (12/16/15)  
                     vs. Utah Valley (12/23/15)  
 Asst. .... 1 (6 times) *latest*: vs. Long Beach St. (11/17/16)  
 Blocks .... 2 (3 times) *latest*: vs. UMKC (12/22/15)  
 Steals .... 1 vs. Jacksonville St. (11/17/14)  
                     vs. Fla. International (12/5/14)  
 FGM ..... 4 vs. Kennesaw St. (12/16/15)  
 FGA ..... 5 vs. Kennesaw St. (12/16/15)  
 3FGM ..... none  
 3FGA ..... none  
 FT ..... 2 (4 times) *latest*: vs. Notre Dame (2/13/16)  
 FTA ..... 6 vs. Utah Valley (12/23/15)

## 10 Jaylen Johnson

**F 6-9 225 So. - 1L Ypsilanti, Mich. (Ypsilanti HS)**

■ Has produced double-doubles in two of the Cardinals' first three games and missed a third by one rebound. He had scored in double figures twice in his career entering the season and the two double-doubles are his first..

■ Second in the ACC and 31st nationally in rebounding (11.3 per game).

■ Concentrated on improving his conditioning in the offseason.

■ Leads the ACC and is 12th nationally in offensive rebounds (5.3).

■ Starter at power forward for the Cardinals in 22 games as a sophomore, including 18 of the last 19.

■ A finalist for the 2014 Hal Schram Mr. Basketball award in Michigan, Johnson was a first team all-state selection and was the *Ann Arbor News* Washtenaw County Player of the Year.

■ His mother Janetta Johnson played for Wisconsin and professionally in Portugal. Her 130 blocked shots in 1988-89 is the Badgers' single-season record. She moved to Louisville in 2014 from Michigan, and is currently in her first year as girls basketball coach at Central High School in Louisville.

■ Born Aug. 7, 1996 ... Major is communication.



### 10 Jaylen Johnson

Games With ...	Season	Career
Double-Figure scoring.....	3	5
6 or more rebounds.....	3	9
4 or more assists.....	0	0
A blocked shot.....	2	14
A steal.....	1	15
A three-pointer.....	1	4
20+ points.....	0	0

### 10 Jaylen Johnson Game-by-Game

10 Jaylen Johnson Game-by-Game										3-Point			Rebounds													
Opponent	Date	GS	Min	FG	FGA	Pct	FG	FGA	Pct	FT	FTA	Pct	Off	Def	Tot	Avg	PF	FO	A	TO	Blk	Stl	Pts	Avg		
EVANSVILLE	11/11/16	*	24	9	11	.818	1	11	.000	0	2	.000	7	7	14	14.0	0	0	1	3	3	0	19	19.0		
WM. & MARY	11/14/16	*	25	5	8	.625	0	0	.000	3	4	.750	5	4	9	11.5	3	0	0	1	0	1	13	16.0		
LONG BEACH ST	11/17/16	*	18	7	11	.636	0	1	.000	0	2	.000	4	7	11	11.3	2	0	0	1	1	0	14	15.3		

### 10 Jaylen Johnson Statistics

Year	GP	GS	Min	Avg	FG	FGA	Pct	3FG	3FGA	Pct	FT	FTA	Pct	OReb	DReb	Reb	Avg	PF	FO	Ast	TO	Blk	Stl	Pts	Avg
2014-15	23	0	106	4.6	13	27	.481	1	1	1.000	2	5	.400	13	16	29	1.3	20	0	2	6	3	4	29	1.3
2015-16	31	22	541	17.5	70	151	.464	2	10	.200	14	26	.538	50	59	109	3.5	61	0	14	17	10	10	156	5.0
2016-17	3	3	67	22.3	21	30	.700	1	2	.500	3	8	.375	16	18	34	11.3	5	0	1	5	4	1	46	15.3
TOTAL	57	25	714	12.5	104	208	.500	4	13	.308	19	39	.487	79	93	172	3.0	86	0	17	28	17	15	231	4.1

## 11 Jay Henderson

**G 6-4 180 So. - 1L Orlando, Fla. (Lake Highland Prep)**

■ Made his first shot of the season, a three-pointer vs. William & Mary.

■ Has played in all three games this season.

■ Saw action in 11 games as a freshman.

■ Walk-on who transferred to UofL from St. John's, where he attended college in 2014-15 but did not play basketball there his freshman year.

■ Averaged 13.1 points, 3.3 rebounds, 1.7 assists and 1.5 steals as a senior in 2013-14 in helping Lakeland Prep (28-4) win its second straight Florida Class 4A state championship.

■ Twice honored on the state all-tournament team, he scored over 1,100 points in his final three seasons at Lake Highland.

■ His father Jay played basketball at Penn State (1986-90), where he received the team's Dave Phillips Memorial Unsung Hero Award.

■ Born April 8, 1995 ... Major is business marketing.



### 11 Jay Henderson

Games With ...	Season	Career
Double-Figure scoring.....	0	0
6 or more rebounds.....	0	0
4 or more assists.....	0	0
A blocked shot.....	0	0
A steal.....	1	2
A three-pointer.....	1	2
20+ points.....	0	0

### 11 Jay Henderson Game-by-Game

11 Jay Henderson Game-by-Game										3-Point			Rebounds													
Opponent	Date	GS	Min	FG	FGA	Pct	FG	FGA	Pct	FT	FTA	Pct	Off	Def	Tot	Avg	PF	FO	A	TO	Blk	Stl	Pts	Avg		
EVANSVILLE	11/11/16		3	0	0	.000	0	0	.000	0	0	.000	0	0	0	0.0	0	0	0	0	0	0	0	0.0		
WM. & MARY	11/14/16		1	1	1	1.000	1	1	1.000	0	0	.000	0	0	0	0.0	3	0	0	0	0	0	3	1.5		
LONG BEACH ST	11/17/16		5	0	2	.000	0	1	.000	2	21	.000	0	0	0	0.0	1	0	1	0	0	1	2	1.7		

### 11 Jay Henderson Statistics

Year	GP	GS	Min	Avg	FG	FGA	Pct	3FG	3FGA	Pct	FT	FTA	Pct	OReb	DReb	Reb	Avg	PF	FO	Ast	TO	Blk	Stl	Pts	Avg
2015-16	11	0	23	2.1	1	7	.143	1	4	.250	0	0	.000	0	2	2	0.2	2	0	2	1	0	2	3	0.3
2016-17	3	0	9	3.0	1	3	.333	1	2	.500	2	2	1.000	0	0	0	0.0	4	0	1	0	0	1	5	1.7
TOTAL	14	0	32	2.3	2	10	.200	2	6	.333	2	2	1.000	0	2	2	0.1	6	0	3	1	0	3	8	0.6

## 10 Jaylen Johnson Season Highs

Points..... 19 vs. Evansville (11/11)  
 Reb. .... 14 vs. Evansville (11/11)  
 Asst. .... 1 vs. Evansville (11/11)  
 Blocks .... 3 vs. Evansville (11/11)  
 Steals .... 1 vs. William & Mary (11/14)  
 FGM ..... 9 vs. Evansville (11/11)  
 FGA ..... 11 vs. Evansville (11/11)  
               vs. Long Beach St. (11/17)  
 3FGM ..... 1 vs. Evansville (11/11)  
 3FGA ..... 1 vs. Evansville (11/11)  
 FT ..... 3 vs. William & Mary (11/14)  
 FTA ..... 4 vs. William & Mary (11/14)

## 10 Jaylen Johnson Career Highs

Points..... 19 vs. Evansville (11/11/16)  
 Reb. .... 14 vs. Evansville (11/11/16)  
 Asst. .... 3 vs. Virginia Tech (1/27/16)  
 Blocks .... 3 vs. Evansville (11/11/16)  
 Steals .... 1 (14 times) *latest:* vs. Wm. & Mary (11/14/16)  
 FGM ..... 9 vs. Evansville (11/11/16)  
 FGA ..... 11 (3 times) *latest:* vs. Long Beach St. (11/17/16)  
 3FGM ..... 1 (4 times) *latest:* vs. Evansville (11/11/16)  
 3FGA ..... 3 vs. Grand Canyon (12/5/15)  
 FT ..... 3 vs. Boston College (2/6/16)  
               vs. William & Mary (11/14/16)  
 FTA ..... 4 vs. St. Francis Brooklyn (11/24/15)  
               vs. William & Mary (11/14/16)

## 11 Jay Henderson Season Highs

Points..... 2 vs. Long Beach St. (11/17)  
 Reb. .... none  
 Asst. .... 1 vs. Long Beach St. (11/17)  
 Blocks .... none  
 Steals .... 1 vs. Long Beach St. (11/17)  
 FGM ..... none  
 FGA ..... 2 vs. Long Beach St. (11/17)  
 3FGM ..... 1 vs. William & Mary (11/14)  
 3FGA ..... 1 vs. William & Mary (11/14)  
               vs. Long Beach St. (11/17)  
 FT ..... 2 vs. Long Beach St. (11/17)  
 FTA ..... 2 vs. Long Beach St. (11/17)

## 11 Jay Henderson Career Highs

Points..... 3 vs. Kennesaw St. (12/16/15)  
               vs. William & Mary (11/14/16)  
 Reb. .... 1 vs. Kennesaw St. (12/16/15)  
               vs. Boston College (2/6/16)  
 Asst. .... 1 (3 times) *latest:* vs. Long Beach St. (11/17/16)  
 Blocks .... none  
 Steals .... 2 vs. Kennesaw St. (12/16/15)  
 FGM ..... 1 vs. Kennesaw St. (12/16/15)  
 FGA ..... 3 vs. Kennesaw St. (12/16/15)  
 3FGM ..... 1 vs. Kennesaw St. (12/16/15)  
               vs. William & Mary (11/14/16)  
 3FGA ..... 2 vs. Kennesaw St. (12/16/15)  
               vs. Utah Valley (12/23/15)  
 FT ..... 2 vs. Long Beach St. (11/17/16)  
 FTA ..... 2 vs. Long Beach St. (11/17/16)

## 12 Mangok Mathiang

F/C 6-10 220 Sr. - 3L Melbourne, Australia (IMG Academy)

- Name is pronounced MANG-go, with a silent "K"; MATH-ee-ang.
- Team captain for the second straight year this season.
- Starter at center all three games, he is 13th in the ACC in rebounding (8.0).
- Matched a career-high with five blocked shots against William & Mary.
- Averaged 7.1 points and 5.7 rebounds over the first 10 games of last season prior to breaking a bone in his left foot against Western Kentucky on Dec. 19, ending his season.

- Named to the 2015 and 2016 All-ACC Academic Men's Basketball team.

- Ranked sixth in the ACC in blocked shots as a sophomore (1.4 bpg).

- Led the 23-team 2015 World University Games in rebounding and finished tied for eighth in scoring, producing five double-doubles. He started all eight games for Australia, averaging 13.5 points and 10.3 rebounds.

- Born Oct. 8, 1992 ... Major is communication with a minor in marketing.



### 12 Mangok Mathiang

Games With ...	Season	Career
Double-Figure scoring.....	1	6
6 or more rebounds.....	3	28
4 or more assists.....	0	0
A blocked shot.....	2	61
A steal.....	1	31
A three-pointer.....	0	0
20+ points.....	0	0

### 12 Mangok Mathiang Game-by-Game

Opponent	Date	GS	Min	FG	FGA	Pct	3-Point FG	3-Point FGA	Pct	FT	FTA	Pct	Rebounds Off	Rebounds Def	Rebounds Tot	Avg PF	FO	A	TO	Blk	Stl	Pts	Avg
EVANSVILLE	11/11/16	*	20	4	10	.400	0	0	.000	1	2	.500	4	3	7	7.0	2	0	1	2	0	9	9.0
WM. & MARY	11/14/16	*	23	1	2	.500	0	0	.000	1	6	.167	2	8	10	8.5	1	0	2	0	5	0	6.0
LONG BEACH ST	11/17/16	*	17	3	7	.429	0	0	.000	5	51	.000	5	2	7	8.0	3	0	2	0	2	11	7.7

### 12 Mangok Mathiang Statistics

Year	GP	GS	Min	Avg	FG	FGA	Pct	3FG	3FGA	Pct	FT	FTA	Pct	OReb	DReb	Reb	Avg	PF	FO	Ast	TO	Blk	Stl	Pts	Avg
2013-14	37	14	545	14.7	47	89	.528	0	0	.000	39	63	.619	68	64	132	3.6	64	1	15	24	51	13	133	3.6
2014-15	34	9	635	18.7	31	80	.388	0	0	.000	26	54	.481	80	79	159	4.7	82	3	16	26	47	19	88	2.6
2015-16	10	2	188	18.8	27	48	.563	0	0	.000	17	29	.586	26	31	57	5.7	22	0	5	11	12	7	71	7.1
2016-17	3	3	60	20.0	8	19	.421	0	0	.000	7	13	.538	11	13	24	8.0	6	0	2	3	7	2	23	7.7
TOTAL	84	28	1428	17.0	113	236	.479	0	0	.000	89	159	.560	185	187	372	4.4	174	4	38	64	117	41	315	3.8

## 13 Ray Spalding

F 6-10 215 So. - 1L Louisville, Ky. (Trinity HS)

- Double-figure scorer off the bench in the last two games.
- Has made nine of his last 12 shots from the field.
- Matched a career-best with three assists vs. Long Beach State, adding 10 points, six rebounds, two blocked shots and two steals.
- Finished his freshman season averaging 5.6 points and 4.3 rebounds per game as a valuable reserve and a starter in six games. He was second on the team with 22 dunks..

- 2016 All-ACC Academic Men's Basketball team selection.

- His 7-6 wingspan aids him in leading the team in deflections in nearly every practice.

- Two-time first team all-state selection who led Trinity to a 24-6 record as a senior and a 118-21 record in his four-year career.

- His uncle Manuel Forrest played for Louisville (1981-82, 1983-85), who averaged 12.8 points and 5.0 rebounds his senior year with the Cardinals.

- Born March 11, 1997 ... Major is undecided.



### 13 Ray Spalding

Games With ...	Season	Career
Double-Figure scoring.....	1	6
6 or more rebounds.....	1	10
4 or more assists.....	0	0
A blocked shot.....	3	16
A steal.....	3	20
A three-pointer.....	0	1
20+ points.....	0	0

### 13 Ray Spalding Game-by-Game

Opponent	Date	GS	Min	FG	FGA	Pct	3-Point FG	3-Point FGA	Pct	FT	FTA	Pct	Rebounds Off	Rebounds Def	Rebounds Tot	Avg PF	FO	A	TO	Blk	Stl	Pts	Avg
EVANSVILLE	11/11/16		15	1	4	.250	0	1	.000	0	0	.000	1	3	4	4.0	5	1	1	1	1	2	2.0
WM. & MARY	11/14/16		16	5	6	.833	0	0	.000	0	1	.000	1	3	4	4.0	4	0	0	1	1	10	6.0
LONG BEACH ST	11/17/16		21	4	6	.667	0	0	.000	2	4	.500	5	1	6	4.7	2	0	3	1	2	2	7.3

### 13 Ray Spalding Statistics

Year	GP	GS	Min	Avg	FG	FGA	Pct	3FG	3FGA	Pct	FT	FTA	Pct	OReb	DReb	Reb	Avg	PF	FO	Ast	TO	Blk	Stl	Pts	Avg
2015-16	30	6	525	17.5	70	125	.560	1	3	.333	28	56	.500	50	80	130	4.3	66	0	16	27	20	28	169	5.6
2016-17	3	0	52	17.3	10	16	.625	0	1	.000	2	5	.400	7	7	14	4.7	11	1	4	3	4	4	22	7.3
TOTAL	33	6	577	17.5	80	141	.567	1	4	.250	30	61	.492	57	87	144	4.4	77	1	20	30	24	32	191	5.8

## 12 Mangok Mathiang Season Highs

Points..... 11 vs. Long Beach St. (11/17)  
 Reb. .... 10 vs. William & Mary (11/14)  
 Asst..... 2 vs. William & Mary (11/14)  
 Blocks .... 5 vs. William & Mary (11/14)  
 Steals .... 2 vs. Long Beach St. (11/17)  
 FGM ..... 4 vs. Evansville (11/11)  
 FGA ..... 10 vs. Evansville (11/11)  
 3FGM ..... none  
 3FGA ..... none  
 FT ..... 5 vs. Long Beach St. (11/17)  
 FTA ..... 6 vs. William & Mary (11/14)

## 12 Mangok Mathiang Career Highs

Points..... 17 vs. Saint Louis (11/28/15)  
 Reb. .... 13 vs. Saint Louis (11/28/15)  
 Asst..... 2 (8 times) *latest:* vs. Wm. & Mary (11/14/16)  
 Blocks .... 5 vs. NC State (2/14/15)  
                   vs. William & Mary (11/14)  
 Steals .... 3 vs. Cal State Northridge (12/23/14)  
 FGM ..... 6 vs. Saint Louis (11/28/15)  
 FGA ..... 10 vs. Evansville (11/11/16)  
 3FGM ..... none  
 3FGA ..... none  
 FT ..... 5 (3 times) *latest:* vs. Long Beach St. (11/17/16)  
 FTA ..... 6 (5 times) *latest:* vs. Wm. & Mary (11/14/16)

## 13 Ray Spalding Season Highs

Points..... 10 vs. William & Mary (11/14)  
                   vs. Long Beach St. (11/17)  
 Reb. .... 6 vs. Long Beach St. (11/17)  
 Asst..... 3 vs. Long Beach St. (11/17)  
 Blocks .... 2 vs. Long Beach St. (11/17)  
 Steals .... 2 vs. Long Beach St. (11/17)  
 FGM ..... 5 vs. William & Mary (11/14)  
 FGA ..... 6 vs. William & Mary (11/14)  
                   vs. Long Beach St. (11/17)  
 3FGM ..... none

3FGA ..... 1 vs. Evansville (11/11)

FT ..... 2 vs. Long Beach St. (11/17)

FTA ..... 4 vs. Long Beach St. (11/17)

## 13 Ray Spalding Career Highs

Points..... 18 vs. North Florida (11/21/15)

Reb. .... 12 vs. North Florida (11/21/15)

Asst..... 3 vs. Duke (2/20/16)

                  vs. Long Beach St. (11/17/16)

Blocks .... 3 vs. Eastern Michigan (12/12/15)

Steals .... 4 vs. North Florida (11/21/15)

FGM ..... 8 vs. North Florida (11/21/15)

FGA ..... 10 vs. North Florida (11/21/15)

                  vs. Virginia (1/30/16)

3FGM ..... 1 vs. Duke (2/20/16)

3FGA ..... 1 (3 times) *latest:* vs. Evansville (11/11/16)

FT ..... 4 vs. Virginia Tech (1/27/16)

FTA ..... 6 (3 times) *latest:* vs. Virginia Tech (1/27/16)



## 14 Anas Mahmoud

**F/C 7-0 215 Jr. - 2L Cairo, Egypt (West Oaks Academy)**

- Has blocked a shot in 29 games over his career.
- Produced 10 points, five rebounds and three blocked shots in the Cardinals' opener against Evansville, his second career double-figure scoring effort.
- Had eight points and eight rebounds vs. Long Beach State off the bench.
- Second on the team in blocked shots with 29 as a sophomore.
- Scored a career-high 15 points at Georgia Tech last season, connecting on 6-of-9 from the field while pulling down four rebounds and dishing out two assists.
- Pulled down a career-high 10 rebounds against Clemson last season while scoring seven points.
- Came to the United States in September 2013 for his senior year at West Oaks. He began playing basketball on club teams in Egypt when he was 12 and played in recent years with Egyptian national teams.
- Speaks four languages, including English, Arabic, French and German.
- Born May 5, 1995 ... Major is engineering.



### 14 Anas Mahmoud

Games With ...	Season	Career
Double-Figure scoring.....	1	2
6 or more rebounds .....	1	6
4 or more assists .....	0	0
A blocked shot .....	3	29
A steal .....	2	14
A three-pointer .....	0	0
20+ points .....	0	0

### 14 Anas Mahmoud Game-by-Game

Opponent	Date	GS	Min	FG	FGA	Pct	3-Point FG FGA	Pct	FT	FTA	Pct	Rebounds Off Def Tot	Avg	PF	FO	A	TO	Blk	Stl	Pts	Avg
EVANSVILLE	11/11/16	17	5	5	1.000	0	0	.000	0	0	.000	1	4	5	5.0	2	0	1	3	11	10.0
WM. & MARY	11/14/16	14	1	2	.500	0	0	.000	0	0	.000	2	1	3	4.0	4	0	1	1	2	6.0
LONG BEACH ST	11/17/16	20	4	7	.571	0	0	.000	0	0	.000	3	5	8	5.3	2	0	1	2	0	6.7

### 14 Anas Mahmoud Statistics

Year	GP	GS	Min	Avg	FG	FGA	Pct	3FG	3FGA	Pct	FT	FTA	Pct	OReb	DReb	Reb	Avg	PF	FO	Ast	TO	Blk	Stl	Pts	Avg
2014-15	30	2	236	7.9	13	25	.520	0	0	.000	9	12	.750	17	24	41	1.4	30	0	11	14	20	4	35	1.2
2015-16	22	2	288	13.1	29	62	.468	0	0	.000	13	33	.394	25	40	65	3.0	36	2	12	17	29	11	71	3.2
2016-17	3	0	51	17.0	10	14	.714	0	0	.000	0	0	.000	6	10	16	5.3	8	0	3	3	6	3	20	6.7
TOTAL	55	4	575	10.5	52	101	.515	0	0	.000	22	45	.489	48	74	122	2.2	74	2	26	34	55	18	126	2.3

### 14 Anas Mahmoud Season Highs

Points..... 10 vs. Evansville (11/11)  
 Reb. .... 8 vs. Long Beach St. (11/17)  
 Asst. .... 1 (3 times) *latest*: vs. Long Beach St. (11/17)  
 Blocks .... 3 vs. Evansville (11/11)  
 Steals .... 2 vs. William & Mary (11/14)  
 FGM ..... 5 vs. Evansville (11/11)  
 FGA ..... 7 vs. Long Beach St. (11/17)  
 3FGM ..... none  
 3FGA ..... none  
 FT ..... none  
 FTA ..... none

### 14 Anas Mahmoud Career Highs

Points..... 15 vs. Georgia Tech (1/23/16)  
 Reb. .... 10 vs. Clemson (1/10/16)  
 Asst. .... 3 vs. Wake Forest (1/4/15)  
 Blocks .... 4 vs. Grand Canyon (12/5/15)  
                   vs. Utah Valley (12/23/15)  
 Steals .... 3 vs. Florida State (1/20/16)  
 FGM ..... 6 vs. Georgia Tech (1/23/16)  
 FGA ..... 9 vs. Georgia Tech (1/23/16)  
 3FGM ..... none  
 3FGA ..... none  
 FT ..... 3 vs. Ohio State (12/3/14)  
                   vs. Georgia Tech (1/23/16)  
 FTA ..... 6 vs. Georgia Tech (1/23/16)

## 15 Tyler Sharpe

**G 6-1 185 Fr. - HS Mt. Washington, Ky. (Bullitt East HS)**

- Walk-on guard has played in two of the Cardinals' three games.
- Averaged 19.5 points, 4.3 rebounds and 4.5 assists as a senior in 2015-16 as Bullitt East High School in Mt. Washington, Ky., posted a 27-6 record and reached the regional finals.
- Honored as the 2016 Sixth Region Player of the Year and a finalist for Kentucky's Mr. Basketball.
- Scored 1,606 career points for the Chargers and finished third on Bullitt East's all-time assists list.
- The left-handed guard made 86 three-point goals his senior year with a 34.8 percent accuracy. He set the Bullitt East career three-point record with 243.
- Born Jan. 14, 1998 ... Major is sport administration.



### 15 Tyler Sharpe

Games With ...	Season	Career
Double-Figure scoring.....	0	0
6 or more rebounds .....	0	0
4 or more assists .....	0	0
A blocked shot .....	0	0
A steal .....	0	0
A three-pointer .....	0	0
20+ points .....	0	0

### 15 Tyler Sharpe Game-by-Game

Opponent	Date	GS	Min	FG	FGA	Pct	3-Point FG FGA	Pct	FT	FTA	Pct	Rebounds Off Def Tot	Avg	PF	FO	A	TO	Blk	Stl	Pts	Avg
EVANSVILLE	11/11/16	1	0	0	.000	0	0	.000	0	0	.000	0	0	0	0.0	0	0	0	0	0	0.0
WM. & MARY	11/14/16	DNP																			
LONG BEACH ST	11/17/16	1	0	1	.000	0	1	.000	0	0	.000	0	0	0	0.0	0	0	0	0	0	0.0

### 15 Tyler Sharpe Statistics

Year	GP	GS	Min	Avg	FG	FGA	Pct	3FG	3FGA	Pct	FT	FTA	Pct	OReb	DReb	Reb	Avg	PF	FO	Ast	TO	Blk	Stl	Pts	Avg
2016-17	2	0	2	1.0	0	1	.000	0	1	.000	0	0	.000	0	0	0	0.0	0	0	0	0	0	0	0	0.0
TOTAL	2	0	2	1.0	0	1	.000	0	1	.000	0	0	.000	0	0	0	0.0	0	0	0	0	0	0	0	0.0

### 15 Tyler Sharpe Season/Career Highs

Points..... none  
 Reb. .... none  
 Asst. .... none  
 Blocks .... none  
 Steals .... none  
 FGM ..... none  
 FGA ..... 1 vs. Long Beach St. (11/17)  
 3FGM ..... none  
 3FGA ..... 1 vs. Long Beach St. (11/17)  
 FT ..... none  
 FTA ..... none

## 22 Deng Adel

**F 6-7 200 So. - 1L Melbourne, Australia (Victory Rock Prep)**

- Starter at small forward for the Cardinals.
- Set career highs against William & Mary with 16 points, five assists and four steals.
- Fifth in the ACC in free throw percentage (.917, 11-of-12).
- Opened his freshman season as the starter at small forward in the first two games before an injury sidelined him for a month. He started the last five games, averaging 7.2 points and 3.2 rebounds per game.
- Top effort as a freshman was in totaling season highs with 13 points, seven rebounds, four assists and 34 minutes against Boston College.
- One of four players on the Cardinals' roster with international ties.
- Has a 7-0 wingspan.
- Was born in Sudan, Africa and moved to Australia as a child, following a similar path as current UofL forward/center Mangok Mathiang.
- Born Aug. 7, 1996 ... Major is communication.



### 22 Deng Adel

Games With ...	Season	Career
Double-Figure scoring.....	2	6
6 or more rebounds .....	0	2
4 or more assists .....	1	2
A blocked shot .....	1	2
A steal .....	2	6
A three-pointer .....	2	8
20+ points .....	0	0

### 22 Deng Adel Game-by-Game

22 Deng Adel Game-by-Game											3-Point				Rebounds									
Opponent	Date	GS	Min	FG	FGA	Pct	FG	FGA	Pct	FT	FTA	Pct	Off	Def	Tot	Avg	PF	FO	A	TO	Blk	Stl	Pts	Avg
EVANSVILLE	11/11/16	*	23	1	8	.125	0	3	.000	4	5	.800	1	4	5	5.0	0	0	2	1	0	1	6	6.0
WM. & MARY	11/14/16	*	27	4	9	.444	1	5	.200	7	7	1.000	1	4	5	5.0	1	0	5	0	0	4	16	11.0
LONG BEACH ST	11/17/16	*	24	5	9	.556	1	2	.500	0	0	.000	0	3	3	4.3	1	0	3	0	1	0	11	11.0

### 22 Deng Adel Statistics

Year	GP	GS	Min	Avg	FG	FGA	Pct	3FG	3FGA	Pct	FT	FTA	Pct	OReb	DReb	Reb	Avg	PF	FO	Ast	TO	Blk	Stl	Pts	Avg
2015-16	22	8	267	12.1	31	68	.456	7	20	.350	20	27	.741	10	36	46	2.1	23	0	14	26	1	6	89	4.0
2016-17	3	3	74	24.7	10	26	.385	2	10	.200	11	12	.917	2	11	13	4.3	2	0	10	1	1	5	33	11.0
TOTAL	25	11	341	13.6	41	94	.436	9	30	.300	31	39	.795	12	47	59	2.4	25	0	24	27	2	11	122	4.9

## 23 David Levitch

**G 6-3 180 Sr. - 3L Goshen, Ky. (North Oldham HS)**

- Last name is pronounced LEV-itch.
- Contributed six points and a steal against Long Beach State, making both of his three-point attempts.
- Scored nine points in 15 minutes in UofL's exhibition win over Bellarmine.
- Pitino has confidence in putting the senior in the game in most any situation.
- A walk-on for this first two seasons and his senior year, he earned a scholarship for his junior year.
- Saw action in 18 games as a junior, scoring in 10 appearances.
- Scored a career-high nine points vs. Cal State Northridge during his sophomore year, connecting on a career-best three three-pointers.
- Scored nearly 2,000 career points at North Oldham High School while burying 220 three-point goals in four years.
- His father David played college basketball at Centre College.
- Born Sept. 28, 1994 ... Major is sport administration.



### 23 David Levitch

Games With ...	Season	Career
Double-Figure scoring.....	0	0
6 or more rebounds .....	0	0
4 or more assists .....	0	0
A blocked shot .....	0	0
A steal .....	2	10
A three-pointer .....	1	13
20+ points .....	0	0

### 23 David Levitch Game-by-Game

23 David Levitch Game-by-Game										3-Point			Rebounds													
Opponent	Date	GS	Min	FG	FGA	Pct	FG	FGA	Pct	FT	FTA	Pct	Off	Def	Total	Avg	PF	FO	A	TO	Blk	Stl	Pts	Avg		
EVANSVILLE	11/11/16	12	0	2	.000	0	0	.000	0	0	.000	0	3	3	3.0	0	0	2	0	0	1	0	0	0.0		
WM. & MARY	11/14/16	4	0	2	.000	0	1	.000	1	3	.333	1	0	1	2.0	0	0	0	0	0	0	1	0	0.5		
LONG BEACH ST	11/17/16	9	2	3	.667	2	2	1.000	0	0	.000	1	0	1	1.7	0	0	0	0	0	1	6	2.3			

### 23 David Levitch Statistics

Year	GP	GS	Min	Avg	FG	FGA	Pct	3FG	3FGA	Pct	FT	FTA	Pct	OReb	DReb	Reb	Avg	PF	FO	Ast	TO	Blk	Stl	Pts	Avg
2013-14	18	0	47	2.6	4	15	.267	3	8	.375	5	8	.625	0	6	6	0.3	7	0	3	3	0	1	16	0.9
2014-15	21	1	101	4.8	4	15	.267	4	10	.400	12	17	.706	4	2	6	0.3	13	0	6	5	0	4	24	1.1
2015-16	18	0	127	7.1	13	20	.650	8	12	.667	8	11	.727	4	8	12	0.7	10	0	9	5	0	5	42	2.3
2016-17	3	0	25	8.3	2	7	.286	2	3	.667	1	3	.333	2	3	5	1.7	0	0	2	0	0	2	7	2.3
TOTAL	60	1	300	5.0	23	57	.404	17	33	.515	26	39	.667	10	19	29	0.5	30	0	20	13	0	12	89	1.5

## 22 Deng Adel Season Highs

Points..... 16 vs. William & Mary (11/14)  
 Reb. .... 5 vs. Evansville (11/11), W & Mary (11/14)  
 Asst. .... 5 vs. William & Mary (11/14)  
 Blocks .... 1 vs. Long Beach St. (11/17)  
 Steals .... 4 vs. William & Mary (11/14)  
 FGM ..... 5 vs. Long Beach St. (11/17)  
 FGA ..... 9 vs. William & Mary (11/14)  
               vs. Long Beach St. (11/17)  
 3FGM ..... 1 vs. William & Mary (11/14)  
               vs. Long Beach St. (11/17)  
 3FGA ..... 5 vs. William & Mary (11/14)  
 FT ..... 7 vs. William & Mary (11/14)  
 FTA ..... 7 vs. William & Mary (11/14)

## 22 Deng Adel Career Highs

Points..... 16 vs. William & Mary (11/14/16)  
 Reb. .... 7 vs. Boston College (2/6/16)  
 Asst. .... 5 vs. William & Mary (11/14/16)  
 Blocks .... 1 vs. NC State (1/7/16)  
               vs. Long Beach St. (11/17/16)  
 Steals .... 4 vs. William & Mary (11/14/16)  
 FGM ..... 5 (5 times) latest: vs. Long Beach St. (11/17/16)  
 FGA ..... 9 (3 times) latest: vs. Long Beach St. (11/17/16)  
 3FGM ..... 2 vs. Virginia (1/30/16)  
 3FGA ..... 5 vs. William & Mary (11/14/16)  
 FT ..... 7 vs. William & Mary (11/14/16)  
 FTA ..... 8 vs. Samford (11/13/15)

## 23 David Levitch Season Highs

Points..... 6 vs. Long Beach St. (11/17)  
 Reb. .... 3 vs. Evansville (11/11)  
 Asst. .... 2 vs. Evansville (11/11)  
 Blocks .... none  
 Steals .... 1 vs. Evansville (11/11)  
               vs. Long Beach St. (11/17)  
 FGM ..... 2 vs. Long Beach St. (11/17)  
 FGA ..... 3 vs. Long Beach St. (11/17)  
 3FGM ..... 2 vs. Long Beach St. (11/17)  
 3FGA ..... 2 vs. Long Beach St. (11/17)  
 FT ..... 1 vs. William & Mary (11/14)  
 FTA ..... 3 vs. William & Mary (11/14)

## 23 David Levitch Career Highs

Points..... 9 vs. Cal State Northridge (12/23/14)  
               vs. Grand Canyon (12/5/15)  
 Reb. .... 3 vs. Evansville (11/11/16)  
 Asst. .... 2 (3 times) latest: vs. Evansville (11/11/16)  
 Blocks .... none  
 Steals .... 2 vs. Marshall (11/21/14)  
               vs. Utah Valley (12/23/15)  
 FGM ..... 3 vs. Cal State Northridge (12/23/14)  
               vs. Grand Canyon (12/5/15)  
 FGA ..... 4 vs. Cal State Northridge (12/23/14)  
 3FGM ..... 3 vs. Cal State Northridge (12/23/14)  
 3FGA ..... 4 vs. Cal State Northridge (12/23/14)  
 FT ..... 4 vs. Utah Valley (12/23/15)  
 FTA ..... 4 (4 times) latest: Utah Valley (12/23/15)

## 30 Ryan McMahon

**G 6-0 170 Fr. - RS Sarasota, Fla. (Cardinal Mooney HS)**

■ Redshirted during the 2015-16 season, he is the best long-range shooter for the Cardinals.

■ Quality 15 minutes against Long Beach State with six points, five assists and three rebounds, connecting on both of his three-point attempts.

■ Averaged 26.4 points, 3.3 assists, 3.0 rebounds and 2.5 steals as a senior in 2014-15 in leading Cardinal Mooney to a 26-4 record and the state final four for the first time in school history. He made 51 percent of his three-pointers (127 of 249) and 83 percent at the free throw line.

■ Honored as the 2015 Florida Class 3A Player of the Year, he was third in the 2015 voting for Florida Mr. Basketball

■ His father Dave played basketball at Valparaiso, his mother Kim played volleyball and his sister played volleyball at Jacksonville.

■ His former Cardinal Mooney teammate Antonio Blakeney is a sophomore at LSU, a fellow participant this year in the Battle 4 Atlantis.

■ Born Sept. 22, 1996 ...Major is finance.



### 30 Ryan McMahon

Games With ...	Season	Career
Double-Figure scoring.....	0	0
6 or more rebounds .....	0	0
4 or more assists .....	1	1
A blocked shot .....	1	1
A steal .....	1	1
A three-pointer .....	1	1
20+ points .....	0	0

### 30 Ryan McMahon Game-by-Game

Opponent	Date	GS	Min	FG	FGA	Pct	3-Point FG	3-Point FGA	Pct	FT	FTA	Pct	Rebounds Off	Rebounds Def	Rebounds Tot	Avg PF	FO	A	TO	Blk	Stl	Pts	Avg
EVANSVILLE	11/11/16		6	0	2	.000	0	1	.000	0	0	.000	0	0	0	0.0	3	0	0	0	0	0	0.0
WM. & MARY	11/14/16		5	0	1	.000	0	1	.000	0	0	.000	0	0	0	0.0	0	0	3	0	0	0	0.0
LONG BEACH ST	11/17/16		15	2	2	1.000	2	2	1.000	0	0	.000	0	3	3	1.0	3	0	5	1	1	6	2.0

### 30 Ryan McMahon Statistics

Year	GP	GS	Min	Avg	FG	FGA	Pct	3FG	3FGA	Pct	FT	FTA	Pct	OReb	DReb	Reb	Avg	PF	FO	Ast	TO	Blk	Stl	Pts	Avg
2016-17	3	0	26	8.7	2	5	.400	2	4	.500	0	0	.000	0	3	3	1.0	6	0	8	1	1	1	6	2.0
TOTAL	3	0	26	8.7	2	5	.400	2	4	.500	0	0	.000	0	3	3	1.0	6	0	8	1	1	1	6	2.0

## 45 Donovan Mitchell

**G 6-3 195 So. - 1L Greenwich, Conn. (Brewster Academy)**

■ Starter at shooting guard.

■ Blocked four shots vs. William & Mary, one more than his entire freshman year. He added nine points, five rebounds and three assists in the game.

■ His seven steals this season has him fourth in the ACC in steals.

■ Trimmed 15 pounds and significantly improved his shot in the offseason.

■ Played at least 10 minutes in every game as a freshman and was a starter on five occasions. He scored in double figures in 13 games.

■ Started his first collegiate game against Wake Forest, scoring a career-high 18 points and pulling down a career-best eight rebounds while contributing two steals.

■ One of just 10 players in Louisville history to score as many as 14 points in a freshman career debut.

■ Averaged 14.3 points, 5.7 rebounds, 2.4 assists and 1.8 steals in 2014-15, helping Brewster Academy to a 34-1 record and its second straight National Prep Championship in 2015. He was an All-New England AAA first team selection by NEPSAC.

■ Prep school teammate of Arizona transfer Justin Simon of St. John's, a fellow participant in the Battle 4 Atlantis.

■ Born Sept. 7, 1996 ... Major is communication.



### 45 Donovan Mitchell

Games With ...	Season	Career
Double-Figure scoring.....	1	14
6 or more rebounds .....	1	8
4 or more assists .....	0	2
A blocked shot .....	2	5
A steal .....	3	20
A three-pointer .....	3	16
20+ points .....	0	0

### 45 Donovan Mitchell Game-by-Game

45 Donovan Mitchell Game-by-Game													3-Point			Rebounds								
Opponent	Date	GS	Min	FG	FGA	Pct	FG	FGA	Pct	FT	FTA	Pct	Off	Def	Tot	Avg	PF	FO	A	TO	Blk	Stl	Pts	Avg
EVANSVILLE	11/11/16	*	26	6	11	.545	2	6	.333	1	2	.500	2	3	5	5.0	0	0	3	3	0	4	15	5.0
WM. & MARY	11/14/16	*	29	4	10	.400	1	5	.200	0	0	.000	1	4	5	5.0	3	0	3	2	4	1	9	12.0
LONG BEACH ST	11/17/16	*	27	3	10	.300	2	5	.400	0	0	.000	2	4	6	5.3	0	0	1	2	1	2	8	10.7

### 45 Donovan Mitchell Statistics

Year	GP	GS	Min	Avg	FG	FGA	Pct	3FG	3FGA	Pct	FT	FTA	Pct	OReb	DReb	Reb	Avg	PF	FO	Ast	TO	Blk	Stl	Pts	Avg
2015-16	31	5	591	19.1	84	190	.442	18	72	.250	43	57	.754	34	70	104	3.4	78	2	52	30	3	25	229	7.4
2016-17	3	3	82	27.3	13	31	.419	5	16	.313	1	2	.500	5	11	16	5.3	3	0	7	7	5	7	32	10.7
TOTAL	34	8	673	19.8	97	221	.439	23	88	.261	44	59	.746	39	81	120	3.5	81	2	59	37	8	32	261	7.7

## 30 Ryan McMahon Season/Career Highs

Points.....	6	vs. Long Beach St.	(11/17)
Reb. ....	3	vs. Long Beach St.	(11/17)
Asst. ....	5	vs. Long Beach St.	(11/17)
Blocks ....	1	vs. Long Beach St.	(11/17)
Steals ....	1	vs. Long Beach St.	(11/17)
FGM .....	2	vs. Long Beach St.	(11/17)
FGA .....	2	vs. Evansville	(11/11)
		vs. Long Beach St.	(11/17)
3FGM .....	2	vs. Long Beach St.	(11/17)
3FGA .....	2	vs. Long Beach St.	(11/17)
FT .....	none		
FTA .....	none		

## 45 Donovan Mitchell Season Highs

Points.....	15	vs. Evansville	(11/11)
Reb. ....	6	vs. Long Beach St.	(11/17)
Asst. ....	3	vs. Evansville	(11/11)
		vs. William & Mary	(11/14)
Blocks ....	4	vs. William & Mary	(11/14)
Steals ....	4	vs. Evansville	(11/11)
FGM .....	6	vs. Evansville	(11/11)
FGA .....	11	vs. Evansville	(11/11)
3FGM .....	2	vs. Evansville	(11/11)
		vs. Long Beach St.	(11/17)
3FGA .....	6	vs. Evansville	(11/11)
FT .....	1	vs. Evansville	(11/11)
FTA .....	2	vs. Evansville	(11/11)

## 45 Donovan Mitchell Career Highs

Points.....	18	vs. Wake Forest	(1/3/16)
Reb. ....	8	vs. Wake Forest	(1/3/16)
Asst. ....	7	vs. Eastern Michigan	(12/12/15)
Blocks ....	4	vs. William & Mary	(11/14/16)
Steals ....	4	vs. Evansville	(11/11/16)
FGM .....	7	vs. Wake Forest	(1/3/16)
		vs. Duke	(2/8/16)
FGA .....	15	vs. Wake Forest	(1/3/16)
3FGM .....	3	vs. Utah Valley	(12/23/15)
3FGA .....	6	vs. Evansville	(11/11/16)
FT .....	5	vs. Samford	(11/13/15)
FTA .....	6	(3 times) latest: Florida State	(1/20/16)





**2016-17 Louisville Men's Basketball**  
**LOUISVILLE Combined Team Statistics (as of Nov 17, 2016)**  
**All games**



<b>RECORD:</b>	<b>OVERALL</b>	<b>HOME</b>	<b>AWAY</b>	<b>NEUTRAL</b>
ALL GAMES	3-0	3-0	0-0	0-0
CONFERENCE	0-0	0-0	0-0	0-0
NON-CONFERENCE	3-0	3-0	0-0	0-0

#	Player	gp-gs	min	avg	Total		3-Point		F-Throw		Rebounds										pts	avg	
					fg-fga	fg%	3fg-fga	3fg%	ft-fga	ft%	off	def	tot	avg	pf	dq	a	to	blk	stl			
10	JOHNSON, Jaylen	3-3	67	22.3	21-30	.700	1-2	.500	3-8	.375	16	18	34	11.3	5	0	1	5	4	1	46	15.3	
22	ADEL, Deng	3-3	74	24.7	10-26	.385	2-10	.200	11-12	.917	2	11	13	4.3	2	0	10	1	1	5	33	11.0	
45	MITCHELL, Donovan	3-3	82	27.3	13-31	.419	5-16	.313	1-2	.500	5	11	16	5.3	3	0	7	7	5	7	32	10.7	
00	KING, VJ	3-0	44	14.7	10-20	.500	3-6	.500	8-10	.800	2	8	10	3.3	3	0	0	1	1	1	31	10.3	
12	MATHIANG, Mangok	3-3	60	20.0	8-19	.421	0-0	.000	7-13	.538	11	13	24	8.0	6	0	2	3	7	2	23	7.7	
13	SPALDING, Ray	3-0	52	17.3	10-16	.625	0-1	.000	2-5	.400	7	7	14	4.7	11	1	4	3	4	4	22	7.3	
04	SNIDER, Quentin	3-3	71	23.7	5-22	.227	4-14	.286	6-9	.667	1	6	7	2.3	4	0	12	4	0	0	20	6.7	
14	MAHMOUD, Anas	3-0	51	17.0	10-14	.714	0-0	.000	0-0	.000	6	10	16	5.3	8	0	3	3	6	3	20	6.7	
01	HICKS, Tony	2-0	30	15.0	3-14	.214	0-4	.000	2-4	.500	1	3	4	2.0	1	0	5	2	0	2	8	4.0	
23	LEVITCH, David	3-0	25	8.3	2-7	.286	2-3	.667	1-3	.333	2	3	5	1.7	0	0	2	0	0	2	7	2.3	
30	McMAHON, Ryan	3-0	26	8.7	2-5	.400	2-4	.500	0-0	.000	0	3	3	1.0	6	0	8	1	1	1	6	2.0	
11	HENDERSON, Jay	3-0	9	3.0	1-3	.333	1-2	.500	2-2	1.000	0	0	0	0.0	4	0	1	0	0	1	5	1.7	
05	STOCKMAN, Matz	3-0	7	2.3	2-3	.667	0-0	.000	0-2	.000	2	2	4	1.3	1	0	1	1	1	0	4	1.3	
15	SHARPE, Tyler	2-0	2	1.0	0-1	.000	0-1	.000	0-0	.000	0	0	0	0.0	0	0	0	0	0	0	0	0.0	
Team											2	0	2										
Total.....		3	600		97-211	.460	20-63	.317	43-70	.614	57	95	152	50.7	54	1	56	31	30	29	257	85.7	
Opponents.....		3	600		53-179	.296	16-62	.258	39-64	.609	39	69	108	36.0	59	-	23	48	8	17	161	53.7	

<b>TEAM STATISTICS</b>	<b>LOU</b>	<b>OPP</b>	<b>Date</b>	<b>Opponent</b>	<b>Score</b>	<b>Att.</b>
SCORING	257	161	11/11/16	EVANSVILLE	w 78-47	21129
Points per game	85.7	53.7	11/14/16	WILLIAM & MARY	w 91-58	19314
Scoring margin	+32.0	-	11/17/16	LONG BEACH ST	w 88-56	14337
FIELD GOALS-ATT	97-211	53-179	* - Conference game			
Field goal pct	.460	.296				
3 POINT FG-ATT	20-63	16-62				
3-point FG pct	.317	.258				
3-pt FG made per game	6.7	5.3				
FREE THROWS-ATT	43-70	39-64				
Free throw pct	.614	.609				
F-Throws made per game	14.3	13.0				
REBOUNDS	152	108				
Rebounds per game	50.7	36.0				
Rebounding margin	+14.7	-				
ASSISTS	56	23				
Assists per game	18.7	7.7				
TURNOVERS	31	48				
Turnovers per game	10.3	16.0				
Turnover margin	+5.7	-				
Assist/turnover ratio	1.8	0.5				
STEALS	29	17				
Steals per game	9.7	5.7				
BLOCKS	30	8				
Blocks per game	10.0	2.7				
ATTENDANCE	54780	0				
Home games-Avg/Game	3-18260	0-0				
Neutral site-Avg/Game	-	0-0				

<b>Score by Periods</b>	<b>1st</b>	<b>2nd</b>	<b>Totals</b>
LOUISVILLE	129	128	257
Opponents	85	76	161

# 2016-17 Louisville Men's Basketball Miscellaneous Statistics

## Louisville's Record When the Cardinals ...

Lead at halftime .....	3-0
Trail at halftime .....	0-0
Are tied at halftime .....	0-0
Shoot better from the field than opponent .....	3-0
Shoot worse from the field than opponent .....	0-0
Shoot 50 percent or better from the field .....	0-0
Shoot below 50 percent from the field .....	3-0
Opp. shoots 50 pct. or better from the field .....	0-0
Opp. shoots below 50 pct. from the field .....	3-0
Make 7 or fewer three-point goals .....	2-0
Make more than 7 three-point goals .....	1-0
Attempt 20 or fewer three-point goals .....	2-0
Attempt more than 20 three-point goals .....	1-0
Shoot more free throws than their opp. ....	2-0
Opponent shoots more free throws .....	1-0
Outrebound their opponent .....	3-0
Are outrebounded by their opponent .....	0-0
Bench outscores the opponent bench .....	3-0
Opponent bench outscores their bench .....	0-0
Commit fewer turnovers than their opp. ....	3-0
Commit more turnovers than their opp. ....	0-0
Commit same number of turnover as opp. ....	0-0
Commit 15 or fewer turnovers .....	3-0
Commit more than 15 turnovers .....	0-0
Lead with 5:00 Remaining .....	3-0
Trail with 5:00 Remaining .....	0-0
Tied with 5:00 Remaining .....	0-0
1-3 point margins .....	0-0
4-5 point margins .....	0-0
6-10 point margins .....	0-0
11-19 point margins .....	0-0
20 or more point margins .....	3-0
Overtime games .....	0-0
Vs. Top 25 teams .....	0-0
Home games .....	3-0
Away games .....	0-0
Neutral games .....	0-0
Score 59 or fewer points .....	0-0
Score 60-69 points .....	0-0
Score 70-79 points .....	1-0
Score 80-89 points .....	1-0
Score 90 or more points .....	1-0
Allow 59 or fewer points .....	3-0
Allow 60-69 points .....	0-0
Allow 70-79 points .....	0-0
Allow 80 or more points .....	0-0

## Double-Doubles

Johnson .....2

## Points Off Turnovers

Louisville .....67      Opponents .....30

## Bench Scoring

Louisville..... 103 (34.3)    Opp..... 60 (20.0)

## Rebounding Advantage

Louisville.....3      Opponents .....0

## Attendance

Home .....54,885      (18,295 avg.)  
Away .....0      (0 avg.)  
Neutral .....0      (0 avg.)  
Total.....54,885      (18,295 avg.)

## Double-Figure

### Scoring Games

Johnson .....3  
Adel .....2  
Spalding.....2  
King .....1  
Mahmoud.....1  
Mathiang .....1  
Mitchell .....1  
Snider .....1

## Games Leading

### UofL in Scoring

Johnson .....2  
King .....1

## Games Leading

### UofL in Rebounding

Johnson .....2  
Mathiang .....1

## Games Leading

### UofL in Assists

Snider .....2  
Adel .....1  
McMahon .....1  
Mitchell .....1

## Scored Louisville's

### First Points

*Who*  
Snider .....2  
Mitchell .....1  
*How*  
Jumper.....1  
Layup .....1  
Three-pointer .....1

## Dunks 18

Johnson .....7  
Spalding.....4  
Mahmoud.....3  
Mathiang .....2  
Adel .....1  
Mitchell .....1

## Jump Balls Controlled

Louisville.....3      (Mathiang 3)  
Opponents .....0

## Starting Lineups

W-L	Forward	Forward	Center	Guard	Guard
3-0	Adel	Johnson	Mathiang	Snider	Mitchell

## Scoring Summary

	1st Half	2nd Half	OT	Total
Louisville	129	128		257
Opponents	85	76		161

## Leads and Deficits

UL's Biggest Halftime Lead ..... 16 (43-27) vs. Evansville (11/11)  
UL's Biggest Halftime Lead Blown ..... none  
UL's Biggest Halftime Deficit  
    Overcome..... none  
UL's Biggest 2nd Half Lead ..... 36 (91-55) vs. Wm. & Mary (11/14)  
UL's Biggest 2nd Half Lead Blown ..... none  
UL's Biggest 2nd Half Deficit ..... none  
UL's Biggest 2nd Half Deficit  
    Overcome..... none  
UL's Biggest Overall Lead ..... 36 (91-55) vs. Wm. & Mary (11/14)  
UL's Biggest Lead Blown ..... 3 (3-0) vs. William & Mary (11/14)  
UL's Biggest Overall Deficit..... 1 (5-6) vs. William & Mary (11/14)  
UL's Biggest Deficit Overcome..... 1 (5-6) vs. William & Mary (11/14)

## Home, Road and Half Statistics

Halftime Leads ..... UL 3, Opp 0, Tied 0  
FG% in KFC Yum! Center ..... 460 (97-211)  
FG% Away from Home ..... 000 (0-0)  
3 Pt FG% in KFC Yum! Center..... 317 (20-63)  
3 Pt FG% Away from Home ..... 000 (0-0)  
FT% in KFC Yum! Center ..... 614 (43-70)  
FT% Away from Home ..... 000 (0-0)  
Scoring Average  
    in KFC Yum! Center..... 85.7 (257 pts.)  
Scoring Avg. on the Road ..... 0.0 (0 pts.)  
Opp. Scoring Average  
    in KFC Yum! Center..... 53.7 (161 pts.)  
Opp. Scoring Average  
    on the Road ..... 0.0 (0 pts.)  
Most 1st Half Points ..... 44 vs. William & Mary (11/14)  
Most 2nd Half Points ..... 47 vs. William & Mary (11/14)  
Fewest 1st Half Points..... 42 vs. Long Beach State (11/17)  
Fewest 2nd Half Points ..... 35 vs. Evansville (11/11)  
Largest Halftime Lead ..... 16 vs. Evansville (11/11)  
Largest Halftime Deficit..... none

# 2016-17 Louisville Men's Basketball Game-by-Game Team Statistics

Teams	FG-FGA	Pct	3Pt-Att	Pct	FT-FTA	Pct	O	D	Reb	PF-D	Asst	TO	Blk	Stl	1H	2H	OT	TOT
Evansville	16-57	.281	4-15	.267	11-20	.550	11	18	29	18-0	6	13	2	7	27	20		47
LOUISVILLE	30-63	.476	3-15	.200	15-27	.556	19	33	52	17-1	15	12	10	10	43	35		78
William & Mary	19-61	.311	6-29	.207	14-27	.519	14	28	42	21-0	11	16	3	2	31	27		58
LOUISVILLE	33-72	.457	10-28	.357	15-25	.600	17	32	49	23-0	21	9	11	10	44	47		91
Long Beach State	18-61	.295	6-18	.333	14-17	.824	14	23	37	20-0	6	19	3	8	27	29		56
LOUISVILLE	34-76	.447	7-20	.350	13-18	.722	21	30	51	14-0	20	10	9	9	42	46		88



## 2016-17 Louisville Men's Basketball LOUISVILLE Points-Rebounds-Assists (as of Nov 17, 2016)



### All games

Opponent	Date	Score	00 KING,VJ	01 HICKS,TONY	04 SNIDER,QUE	05 STOCKMAN,M	10 JOHNSON,JA	11 HENDERSON,	12 MATHIANG,M
EVANSVILLE	11/11/16	78-47 w	6-2-0	4-2-2	3-2-3	4-2-0	19-14-1	0-0-0	9-7-0
WILLIAM & MARY	11/14/16	91-58 w	17-5-0	4-2-3	13-3-4	0-1-0	13-9-0	3-0-0	3-10-2
LONG BEACH ST	11/17/16	88-56 w	8-3-0	DNP	4-2-5	0-1-1	14-11-0	2-0-1	11-7-0

Opponent	Date	Score	13 SPALDING,R	14 MAHMOUD,AN	15 SHARPE,TYL	22 ADEL,DENG	23 LEVITCH,DA	30 MCMAHON,RY	45 MITCHELL,D
EVANSVILLE	11/11/16	78-47 w	2-4-1	10-5-1	0-0-0	6-5-2	0-3-2	0-0-0	15-5-3
WILLIAM & MARY	11/14/16	91-58 w	10-4-0	2-3-1	DNP	16-5-5	1-1-0	0-0-3	9-5-3
LONG BEACH ST	11/17/16	88-56 w	10-6-3	8-8-1	0-0-0	11-3-3	6-1-0	6-3-5	8-6-1



## 2016-17 Louisville Men's Basketball LOUISVILLE Team Game-by-Game Comparison (as of Nov 17, 2016)



### All games

Opponent	1st	2nd	Score	Mar	Total FG	FG Pct	3-Pointers	3FG Pct	Free Throws	FT Pct	Rebounds	Assist	T/Over	Block	Steal	Fouls
EVANSVILLE	43/27	35/20	78-47	+31	30-63/16-57	.476/.281	3-15/4-15	.200/.267	15-27/11-20	.556/.550	52/29 +23	15/6	12/13	10/2	10/7	17/18
WILLIAM & MARY	44/31	47/27	91-58	+33	33-72/19-61	.458/.311	10-28/6-29	.357/.207	15-25/14-27	.600/.519	49/42 +7	21/11	9/16	11/3	10/2	23/21
LONG BEACH ST	42/27	46/29	88-56	+32	34-76/18-61	.447/.295	7-20/6-18	.350/.333	13-18/14-17	.722/.824	51/37 +14	20/6	10/19	9/3	9/8	14/20

Note: Game totals are displayed in the format TEAM/OPPONENT for each category

## Specialty Stats Game-by-Game (UL/Opp)

Opponent	Date	Paint	Off TO	2nd Chnc	Fast Brk	Bench
Evansville	11/11/16	46/20	20/12	23/4	7/6	26/19
William & Mary	11/14/16	46/22	22/5	14/13	10/4	37/23
Long Beach State	11/17/16	42/20	25/12	19/12	0/4	40/18



## 2016-17 Louisville Men's Basketball Team Superlatives

Louisville High	Louisville Low	Statistical Category	Opponent High	Opponent Low
91 vs. William & Mary (11/14)	78 vs. Evansville (11/11)	Points	58 by William & Mary (11/14)	47 by Evansville (11/11)
44 vs. William & Mary (11/14)	42 vs. Long Beach St. (11/17)	First Half Points	31 by William & Mary (11/14)	27 by Evansville, Long Beach
47 vs. William & Mary (11/14)	35 vs. Evansville (11/11)	Second Half Points	29 by Long Beach St. (11/17)	20 by Evansville (11/11)
34 vs. Long Beach St. (11/17)	30 vs. Evansville (11/11)	Field Goals	19 by William & Mary (11/14)	16 by Evansville (11/11)
76 vs. Long Beach St. (11/17)	63 vs. Evansville (11/11)	Field Goal Attempts	61 by Wm & Mary, Long Beach	57 by Evansville (11/11)
.476 vs. Evansville (11/11)	.447 vs. Long Beach St. (11/17)	FG Percentage	.311 by William & Mary (11/14)	.281 by Evansville (11/11)
10 vs. William & Mary (11/14)	3 vs. Evansville (11/11)	3-Point Field Goals	6 by Wm & Mary, Long Beach	4 by Evansville (11/11)
28 vs. William & Mary (11/14)	15 vs. Evansville (11/11)	3-Point Field Goal Att.	29 by William & Mary (11/14)	15 by Evansville (11/11)
.357 vs. William & Mary (11/14)	.200 vs. Evansville (11/11)	3-Point FG Percentage	.333 by Long Beach St. (11/17)	.207 by Wm. & Mary (11/14)
15 vs. Evansville (11/11)	13 vs. Long Beach St. (11/17)	Free Throws	14 by William & Mary (11/14)	11 by Evansville (11/11)
vs. William & Mary (11/14)			by Long Beach St. (11/17)	
27 vs. Evansville (11/11)	18 vs. Long Beach St. (11/17)	Free Throw Attempts	27 by William & Mary (11/14)	17 by Long Beach St. (11/17)
.722 vs. Long Beach St. (11/17)	.556 vs. Evansville (11/11)	Free Throw Percentage	.824 by Long Beach St. (11/17)	.519 by Wm. & Mary (11/14)
21 vs. Long Beach St. (11/17)	17 vs. William & Mary (11/14)	Offensive Rebounds	14 by Wm & Mary, Long Beach	11 by Evansville (11/11)
33 vs. Evansville (11/11)	30 vs. Long Beach St. (11/17)	Defensive Rebounds	28 by William & Mary (11/14)	17 by Long Beach St. (11/17)
52 vs. Evansville (11/11)	49 vs. William & Mary (11/14)	Total Rebounds	42 by William & Mary (11/14)	29 by Evansville (11/11)
23 vs. William & Mary (11/14)	14 vs. Long Beach St. (11/17)	Fouls	21 by William & Mary (11/14)	18 by Evansville (11/11)
21 vs. William & Mary (11/14)	15 vs. Evansville (11/11)	Assists	11 by William & Mary (11/14)	6 by Evansville, Long Beach
12 vs. Evansville (11/11)	9 vs. William & Mary (11/14)	Turnovers	19 by Long Beach St. (11/17)	13 by Evansville (11/11)
11 vs. William & Mary (11/14)	9 vs. Long Beach St. (11/17)	Blocked Shots	3 by Wm & Mary, Long Beach	2 by Evansville (11/11)
10 vs. Evansville (11/11)	9 vs. Long Beach St. (11/17)	Steals	8 by Long Beach St. (11/17)	2 by William & Mary (11/14)
vs. William & Mary (11/14)				

## 2016-17 Louisville Men's Basketball Individual Superlatives

	Louisville	Opponent
Points	19 by Jaylen Johnson vs. Evansville (11/11)	19 by Jaylon Brown, Evansville (11/11)
Field Goals Made	9 by Jaylen Johnson vs. Evansville (11/11)	6 by Nathan Knight, William & Mary (11/14)
Field Goals Attempted	11 five times	14 by Ryan Taylor, Evansville (11/11)
	<i>latest:</i> by Jaylen Johnson vs. Long Beach St. (11/17)	
Highest FG Pct. (min. 5 made)	.833 (5-6) by Ray Spalding vs. William & Mary (11/14)	.500 (6-12) by Nathan Knight, Wm. & Mary (11/14)
3-Point Field Goals Made	4 by Quentin Snider vs. William & Mary (11/14)	3 by Jaylon Brown, Evansville (11/11)
3-Point Field Goals Attempted	9 by Quentin Snider vs. William & Mary (11/14)	7 by Omar Prewitt, William & Mary (11/14)
3-Point FG Pct. (min. 3 made)	1.000 (3-3) by V.J. King vs. William & Mary (11/14)	.600 (3-5) by Evan Payne, Long Beach St. (11/17)
Free Throws Made	7 by Deng Adel vs. William & Mary (11/14)	6 by Jaylon Brown, Evansville (11/11)
		by Evan Payne, Long Beach St. (11/17)
Free Throws Attempted	8 by V.J. King vs. Evansville (11/11)	10 by Jaylon Brown, Evansville (11/11)
Free Throw Pct. (min. 8 made)	none	none
Offensive Rebounds	7 by Jaylen Johnson vs. Evansville (11/11)	4 by Gabe Levin, Long Beach St. (11/17)
Defensive Rebounds	8 by Mangok Mathiang vs. William & Mary (11/14)	8 by Gabe Levin, Long Beach St. (11/17)
Total Rebounds	14 by Jaylen Johnson vs. Evansville (11/11)	12 by Gabe Levin, Long Beach St. (11/17)
Turnovers	3 by Jaylen Johnson vs. Evansville (11/11)	5 by Omar Prewitt, William & Mary (11/14)
	by Donovan Mitchell vs. Evansville (11/11)	by Justin Bibbins, Long Beach St. (11/17)
Assists	5 three times	4 by David Cohn, William & Mary (11/14)
	<i>latest:</i> by Q. Snider & R. McMahon vs. Long Beach St. (11/17)	
Blocked Shots	5 by Mangok Mathiang vs. William & Mary (11/14)	1 five times
		<i>latest:</i> by Whitman, Cohn, Tot, Wm. & Mary (11/14)
Steals	4 by Donovan Mitchell vs. Evansville (11/11)	3 Ryan Taylor, Evansville (11/11)
	by Deng Adel vs. William & Mary (11/14)	
Minutes Played (regulation game)	29 by Donovan Mitchell vs. William & Mary (11/14)	32 by Omar Prewitt, William & Mary (11/14)
		by Gabe Levin, Long Beach St. (11/17)
Minutes Played (overtime game)	none	none

2016-17 Box Scores

Louisville 109, Kentucky Wesleyan 71 (exhibition)  
Nov. 3, 2016 -- KFC YUM! CENTER

Louisville 109												
Player	min	FG	3FG	FT	Reb	Ast	TO	BL	ST	PF	TP	
Johnson	f 21	6-6	0-0	3-6	6	2	2	0	0	4	15	
Adel	f 23	5-7	1-1	5-5	7	3	3	0	0	1	16	
Mahmoud	c 19	3-7	0-0	0-0	1	1	0	2	1	1	6	
Snider	g 27	5-9	4-6	0-0	3	2	2	0	1	1	14	
Mitchell	g 21	4-9	0-3	3-4	5	4	1	1	2	3	11	
King	16	2-3	1-1	3-4	3	0	1	0	0	2	8	
Hicks	15	1-4	0-1	1-2	3	5	0	0	0	2	3	
Stockman	8	2-5	0-0	3-4	4	2	1	0	0	2	7	
Henderson	1	0-0	0-0	0-0	0	0	0	0	0	0	0	
Mathiang	13	3-3	0-0	1-2	5	1	0	1	1	4	7	
Spalding	19	4-6	0-0	0-0	4	0	4	2	2	2	8	
Levitich	8	0-1	0-1	0-0	0	1	0	0	0	2	0	
McMahon	9	4-5	3-4	3-4	1	0	0	0	1	2	14	
Team					1							
Totals	200	39-65	9-17	22-31	43	21	14	6	8	24	109	
Total FG%	1st H:	20-36	55.6%	2nd H:	19-29	65.5%	Game:	60.0%				
3-Pt. FG%	1st H:	3- 8	37.5%	2nd H:	6- 9	66.7%	Game:	52.9%				
FThrow %	1st H:	8-10	80.0%	2nd H:	14-21	66.7%	Game:	71.0%				

Kentucky Wesleyan 71												
Player	min	FG	3FG	FT	Reb	Ast	TO	BL	ST	PF	TP	
Williams	26	5-12	0-5	2-2	5	1	1	0	0	5	12	
Hatton	28	4-9	2-4	1-1	2	0	1	0	0	2	11	
Foster	16	0-2	0-0	4-4	0	0	4	0	0	0	4	
Jacks	30	5-8	0-0	3-7	11	3	4	0	0	4	13	
Bosley	32	3-12	1-5	7-9	2	2	1	0	0	0	14	
Lindsey	22	1-2	0-1	4-5	4	5	5	0	0	4	6	
Noffsinger	2	0-0	0-0	0-0	0	1	0	0	0	0	0	
Stanford	14	2-5	0-0	0-1	2	0	1	1	0	4	4	
Lukens	2	0-0	0-0	0-0	0	0	0	0	0	0	0	
Derksen	14	2-4	1-3	0-0	1	1	1	0	0	2	5	
Vigilance	14	1-5	0-0	0-1	2	0	1	0	4	5	2	
Team					1		1					
Totals	200	23-59	4-18	21-30	30	13	20	1	4	26	71	
Total FG%	1st H:	10-28	35.7%	2nd H:	13-31	41.9%	Game:	39.0%				
3-Pt. FG%	1st H:	4-11	36.4%	2nd H:	0- 7	0.0%	Game:	22.2%				
F Throw %	1st H:	7-10	70.0%	2nd H:	14-20	70.0%	Game:	70.0%				

Score by Periods	1st	2nd	Total	Attendance:	15,836
Ky. Wesleyan	31	40	71	Ties:	0
Louisville	51	58	109	Lead Changes:	0

Louisville 81, Bellarmine 60 (exhibition)  
Nov. 7, 2016 -- KFC YUM! CENTER

Louisville 81												
Player	min	FG	3FG	FT	Reb	Ast	TO	BL	ST	PF	TP	
Johnson	f 26	3-8	0-0	0-0	11	0	3	1	2	1	6	
Adel	f 22	5-9	1-3	2-2	3	0	2	1	0	3	13	
Mathiang	c 23	1-3	0-0	0-0	5	2	1	0	0	1	2	
Snider	g 28	4-11	3-6	0-0	3	4	1	0	0	2	11	
Mitchell	g 17	4-6	3-4	2-2	2	1	1	0	0	2	13	
King	15	3-6	0-0	0-1	2	0	0	0	0	2	6	
Hicks	12	5-8	0-1	2-4	2	2	1	0	0	1	0	
Henderson	3	0-1	0-1	0-0	0	0	0	0	0	0	0	
Spalding	14	1-4	0-0	2-2	3	1	2	2	2	3	4	
Mahmoud	17	1-3	0-0	0-0	6	1	1	0	1	1	2	
Levitich	15	3-4	1-2	2-2	0	0	0	0	0	0	9	
McMahon	8	1-2	1-2	0-2	0	0	0	0	1	2	3	
Team					0							
Totals	200	31-65	9-19	10-15	37	11	12	4	7	17	81	
Total FG%	1st H:	18-34	52.9%	2nd H:	13-31	41.9%	Game:	47.7%				
3-Pt. FG%	1st H:	7-14	50.0%	2nd H:	2- 5	40.0%	Game:	47.4%				
FThrow %	1st H:	6-11	54.5%	2nd H:	4- 4	100%	Game:	66.7%				

Bellarmine 60												
Player	min	FG	3FG	FT	Reb	Ast	TO	BL	ST	PF	TP	
Knott	f 26	6-7	2-2	1-2	4	0	3	0	1	1	15	
Eberhard	f 33	6-14	0-2	0-2	5	4	3	1	0	0	12	
Davis	g 33	2-3	0-0	3-4	6	7	3	0	0	4	7	
Troutman	g 35	2-10	1-5	4-4	9	1	4	0	2	3	9	
Coles	g 21	3-3	2-2	0-0	3	2	1	0	2	2	8	
Cook	13	0-2	0-1	0-0	3	1	0	1	0	1	0	
Ramser	3	0-1	0-0	0-0	1	0	2	0	0	0	0	
Jenkins	20	2-9	1-3	2-2	1	2	4	0	1	2	7	
Bach	9	0-1	0-0	0-0	1	0	1	0	0	1	0	
Hunter	3	0-0	0-0	0-0	1	0	0	0	0	0	0	
Schurfranz	1	0-0	0-0	0-0	0	0	0	0	0	0	0	
Taylor	3	1-1	0-0	0-0	0	0	0	0	0	0	2	
Team					0		2					
Totals	200	22-51	6-15	10-14	34	17	23	2	6	14	60	
Total FG%	1st H:	3-16	18.8%	2nd H:	19-35	54.3%	Game:	43.1%				
3-Pt. FG%	1st H:	1- 7	14.3%	2nd H:	5- 8	62.5%	Game:	40.0%				
F Throw %	1st H:	10-13	76.9%	2nd H:	0- 1	0.0%	Game:	66.7%				

Score by Periods	1st	2nd	Total	Attendance:	16,437
Bellarmine	17	43	60	Ties:	0
Louisville	49	32	81	Lead Changes:	0

Louisville 78, Evansville 47  
Nov. 11, 2016 -- KFC YUM! CENTER

Louisville 78												
Player	min	FG	3FG	FT	Reb	Ast	TO	BL	ST	PF	TP	
Johnson	f 24	9-11	1-1	0-2	14	1	3	3	0	0	19	
Adel	f 23	1-8	0-3	4-5	5	2	1	0	1	0	6	
Mathiang	c 20	4-10	0-0	1-2	7	0	1	2	0	2	9	
Snider	g 18	0-1	0-1	3-4	2	3	1	0	0	3	3	
Mitchell	g 26	6-11	2-6	1-2	5	3	3	0	4	0	15	
King	14	0-1	0-1	6-8	2	0	0	1	0	1	6	
Hicks	18	2-5	0-1	0-2	2	2	1	0	2	0	4	
Stockman	3	2-3	0-0	0-2	2	0	0	0	0	1	4	
Henderson	3	0-0	0-0	0-0	0	0	0	0	0	0	0	
Spalding	15	1-4	0-1	0-0	4	1	1	1	1	5	2	
Mahmoud	17	5-5	0-0	0-0	5	1	1	3	1	2	10	
Sharpe	1	0-0	0-0	0-0	0	0	0	0	0	0	0	
Levitich	12	0-2	0-0	0-0	3	2	0	0	1	0	0	
McMahon	6	0-2	0-1	0-0	0	0	0	0	0	3	0	
Team					1							
Totals	200	30-63	3-15	15-27	52	15	12	10	10	17	78	
Total FG%	1st H:	13-28	46.4%	2nd H:	17-35	48.6%	Game:	46.6%				
3-Pt. FG%	1st H:	3-10	30.0%	2nd H:	0- 5	0.0%	Game:	20.0%				
FThrow %	1st H:	14-19	73.7%	2nd H:	1- 8	12.5%	Game:	55.6%				

Evansville 47												
Player	min	FG	3FG	FT	Reb	Ast	TO	BL	ST	PF	TP	
Wiley	f 12	0-2	0-0	0-2	3	0	1	0	1	3	0	
Howard	f 21	1-3	0-0	0-0	7	0	1	0	0	1	2	
Taylor	g 26	2-14	1-5	0-0	5	1	3	1	3	3	5	
Brown	g 33	5-13	3-6	6-10	1	1	1	0	0	0	19	
Gibson	g 24	1-4	0-0	0-0	0	2	1	0	0	0	2	
Benzon	18	2-4	0-0	1-2	3	0	0	0	1	3	5	
Eaves	9	0-1	0-1	0-0	2	0	2	0	0	1	0	
Hainna	10	0-2	0-1	0-0	1	0	0	0	0	1	0	
Smith	22	1-5	0-2	3-3	3	2	2	0	1	4	5	
Vucetic	12	2-7	0-0	1-2	2	0	1	1	0	2	5	
Traore	13	2-2	0-0	0-1	1	0	0	0	0	0	4	
Team					1		1					
Totals	200	16-57	4-15	11-20	29	6	13	2	7	18	47	
Total FG%	1st H:	10-34	29.4%	2nd H:	6-23	26.1%	Game:	28.1%				
3-Pt. FG%	1st H:	4-11	36.4%	2nd H:	0- 4	0.0%	Game:	26.7%				
F Throw %	1st H:	3- 5	60.0%	2nd H:	8-15	53.3%	Game:	55.0%				

Score by Periods	1st	2nd	Total	Attendance:	21,129
Evansville	27	20	47	Ties:	5
Louisville	43	35	78	Lead Changes:	10

Louisville 91, William & Mary 58  
Nov. 14, 2016 -- KFC YUM! CENTER

Louisville 91												
Player	min	FG	3FG	FT	Reb	Ast	TO	BL	ST	PF	TP	
Johnson	f 25	5-8	0-0	3-4	9	0	1	0	1	3	13	
Adel	f 27	4-9	1-5	7-7	5	5	0	0	4	1	16	
Mathiang	c 23	1-2	0-0	1-6	10	2	0	5	0	1	3	
Snider	g 26	4-11	4-9	1-2	3	4	2	0	0	1	13	
Mitchell	g 29	4-10	1-5	0-0	5	3	2	4	1	3	9	
King	17	7-11	3-3	0-0	5	0	1	0	1	2	17	
Hicks	12	1-9	0-3	2-2	2	3	1	0	0	1	4	
Stockman	1	0-0	0-0	0-0	1	0	0	0	0	0	0	
Henderson	1	1-1	1-1	0-0	0	0	0	0	0	0	3	
Spalding	16	5-6	0-0	0-1	4	0	1	1	1	4	10	
Mahmoud	14	1-2	0-0	0-0	3	1	1	1	2	4	2	
Levitich	4	0-2	0-1	1-3	1	0	0	0	0	0	1	
McMahon	5	0-1	0-1	0-0	0	3	0	0	0	0	0	
Team					1							
Totals	200	33-72	10-28	15-25	49	21	9	11	10	23	91	
Total FG%	1st H:	17-37	45.9%	2nd H:	16-35	45.7%	Game:	45.8%				
3-Pt. FG%	1st H:	4-16	25.0%	2nd H:	6-12	50.0%	Game:	35.7%				
FThrow %	1st H:	6-11	54.5%	2nd H:	9-14	64.3%	Game:	60.0%				
William & Mary 58												
Player	min	FG	3FG	FT	Reb	Ast	TO	BL	ST	PF	TP	
Prewitt	f 32	4-13	2-7	4-5	2	1	5	0	0	0	14	
Rowley	f 18	1-4	1-4	0-0	3	0	2	0	0	1	3	
Whitman	f 19	1-4	0-0	1-2	6	0	1	0	0	1	4	
Dixon	g 25	1-6	1-5	4-4	6	1	1	0	0	4	7	
Cohn	g 26	2-6	1-3	3-4	4	4	2	1	0	2	8	
Malinowski	9	1-3	0-1	0-0	2	0	0	0	0	3	2	
Burchfield	16	2-7	1-4	0-0	2	1	0	0	1	1	5	
Schlotman	5	0-0	0-0	0-2	1	0	1	0	0	0	0	
Knight	20	6-12	0-1	2-9	7	1	2	0	1	4	14	
Tot	10	0-1	0-1	0-0	0	1	0	1	0	1	0	
Pierce	20	1-5	0-3	0-1	2	2	1	0	0	1	2	
Team					7							
Totals	200	19-61	6-29	14-27	42	11	16	3	2	21	58	
Total FG%	1st H:	12-31	38.7%	2nd H:	7-30	23.3%	Game:	31.1%				
3-Pt. FG%	1st H:	5-16	31.3%	2nd H:	1-13	7.7%	Game:	20.7%				
FThrow %	1st H:	2- 5	40.0%	2nd H:	12-22	54.5%	Game:	51.9%				
Score by Periods				1st	2nd	Total	Attendance: 19,314					
William & Mary				31	27	58	Ties: 1					
Louisville				44	47	91	Lead Changes: 2					

# 2016-17 Louisville Photo Roster




**0 V.J. King**  
F 6-6 190 Fr.  
Cleveland, Ohio  
(Paul VI Catholic HS)



**1 Tony Hicks**  
G 6-1 180 Gr.  
South Holland, Ill.  
(Univ. of Pennsylvania)



**4 Quentin Snider**  
G 6-2 175 Jr.  
Louisville, Ky.  
(Ballard HS)



**5 Matz Stockman**  
F/C 7-0 240 Jr.  
Oslo, Norway  
(Canarias Bb. Acad.)



**10 Jaylen Johnson**  
F 6-9 230 Jr.  
Ypsilanti, Mich.  
(Ypsilanti HS)



**11 Jay Henderson**  
G 6-4 180 So.  
Orlando, Fla.  
(Lake Highland Prep)




**12 Mangok Mathiang**  
C/F 6-10 220 Sr.  
Melbourne, Australia  
(IMG Academy/Fla.)



**13 Ray Spalding**  
F 6-10 215 So.  
Louisville, Ky.  
(Trinity HS)




**14 Anas Mahmoud**  
C/F 7-0 215 Jr.  
Cairo, Egypt  
(West Oaks Academy)



**15 Tyler Sharpe**  
G 6-1 185 Fr.  
Mt. Washington, Ky.  
(Bullitt East HS)




**22 Deng Adel**  
F 6-7 200 So.  
Melbourne, Australia  
(Victory Rock Prep)



**23 David Levitch**  
G 6-3 180 Sr.  
Goshen, Ky.  
(North Oldham HS)



**24 Dwayne Sutton**  
F 6-5 200 So.  
Louisville, Ky.  
(UNC Asheville)



**30 Ryan McMahon**  
G 6-0 170 Fr.  
Sarasota, Fla.  
(Cardinal Mooney HS)



**45 Donovan Mitchell**  
G 6-3 195 So.  
Greenwich, Conn.  
(Brewster Academy)



## On The Bench



### Pronunciation Guide:

- ♦ Adel (uh-DELL)
- ♦ Levitch (LEV-itch)
- ♦ Anas Mahmoud (AH-nus mah-MOOD)
- ♦ Mangok Mathiang (MANG-go, silent "K" MATH-ee-ang)
- ♦ Matz (Motts)

*Dwayne Sutton will sit out the 2016-17 season after transferring from UNC Asheville.*



**Rick Pitino**  
Head Coach



**Kenny Johnson**  
Associate Head Coach



**Mike Balado**  
Assistant Coach



**David Padgett**  
Assistant Coach



**Michael Bowden**  
Dir. Basketball Operations