



Yearly Louisville Statistics

Year	G	1st Downs	Rush Att.	Rush Yds.	Rush Avg.	Rush TD	Pass Cmp.	Pass Att.	Pass Yds.	Pass Avg.	Pass Pct.	Pass TD	Pass Int.	Pass Off.	Total Avg.	Pen	Points/Avg.
2009	12	214	424	1502	125.2	15	205	365	2507	208.9	56.2	9	11	4009	334.1	79-691	217/18.1
2008	12	243	454	1974	4.3	18	227	391	2546	212.2	58.0	16	17	4520	376.7	75-681	296/24.7
2007	12	309	418	1753	146.1	22	316	491	4103	341.9	64.4	30	14	5856	488.0	93-818	422/35.2
2006	13	296	483	2409	185.3	35	245	384	3770	290.0	63.8	22	7	6179	465.3	65-582	491/37.8
2005	12	287	472	2262	188.5	41	246	376	3523	293.6	65.4	24	10	5785	482.1	92-816	521/43.4
2004	12	323	534	3005	250.4	47	256	359	3463	288.6	71.3	27	5	6468	539.0	67-623	597/49.8
2003	13	295	518	2966	228.2	35	237	395	3389	260.7	60.0	20	12	6355	488.8	98-793	450/34.6
2002	13	233	453	1387	106.7	16	243	450	2944	226.5	54.0	24	11	4331	360.9	134-1192	374/28.8
2001	13	231	434	1465	112.7	19	234	393	3119	239.9	59.5	23	7	4584	382.0	105-905	366/30.5
2000	12	222	409	1477	123.1	20	234	389	2822	235.2	60.2	27	12	4299	390.8	128-1118	388/32.3
1999	12	290	350	1449	120.8	19	322	501	3687	307.3	64.3	29	12	5136	466.9	115-1024	412/37.5
1998	12	311	368	1658	138.2	29	338	515	4498	374.8	65.6	33	15	6156	559.0	107-969	444/40.4
1997	11	209	322	845	76.8	11	276	473	3282	298.3	58.3	19	14	4127	375.2	77-609	245/22.3
1996	11	185	397	1040	94.5	9	207	388	2428	220.1	53.4	11	17	3468	315.2	86-773	182/16.5
1995	11	217	432	1558	141.6	17	210	383	2432	221.1	54.8	16	8	3990	362.7	89-817	283/25.7
1994	11	220	438	1534	139.4	21	203	363	2340	212.7	55.9	11	19	3874	352.2	93-820	255/23.2
1993	12	221	408	1506	125.5	17	199	343	2923	243.5	58.1	23	11	4429	402.6	107-1016	332/30.2
1992	11	189	406	1131	102.8	15	157	300	2049	186.2	52.3	11	12	3180	289.1	92-730	214/19.5
1991	11	181	349	1007	91.5	3	162	374	1764	160.3	43.3	9	23	2515	228.6	60-417	135/12.3
1990	12	213	454	1351	112.5	15	178	323	2711	225.9	55.1	21	15	4062	369.2	87-693	311/28.3
1989	11	251	471	1736	157.8	18	198	348	2667	206.1	56.8	18	11	4394	399.5	62-487	312/28.4
1988	11	241	467	1621	147.4	15	228	393	2656	241.4	58.0	17	19	4277	388.8	87-726	261/23.7
1987	11	206	362	1128	102.5	10	211	426	2491	226.4	49.5	17	26	3619	329.0	79-695	215/19.5
1986	11	218	406	986	89.6	10	180	375	2481	225.5	48.0	12	13	3467	315.1	84-608	179/16.2
1985	11	192	375	1125	102.3	14	190	377	2425	220.4	50.3	9	19	3550	322.7	65-502	199/18.1
1984	11	215	389	1086	98.7	9	211	428	2823	256.6	49.2	19	39	3909	355.4	85-679	237/21.5
1983	11	168	395	1159	105.3	10	182	359	1989	180.8	50.6	7	16	3148	286.2	75-632	157/14.3
1982	11	196	451	1386	126.0	10	148	336	2150	195.4	44.0	17	18	3536	321.5	68-672	220/20.0
1981	11	139	444	1211	110.1	7	116	284	1551	141.0	40.8	11	16	2762	251.1	71-676	180/16.4
1980	11	139	487	1341	121.9	11	84	216	1134	103.1	38.9	5	18	2457	225.0	32-638	162/14.7
1979	11	137	533	1515	137.7	14	78	199	1180	107.2	39.2	5	17	2695	245.0	51-402	167/15.2
1978	11	193	560	2572	233.8	25	86	197	1225	111.3	43.7	13	9	3797	345.2	53-510	319/29.0
1977	11	193	685	2923	265.7	28	77	179	920	83.6	43.0	8	9	3843	349.3	65-576	291/26.5
1976	11	135	504	1881	171.0	16	62	178	719	65.4	34.8	4	11	2600	236.3	49-438	177/16.1
1975	11	171	531	1491	135.5	12	108	251	1366	124.2	43.0	4	16	2857	259.7	48-476	108/9.8
1974	11	136	520	1653	150.3	6	68	192	744	67.6	35.4	10	10	2356	214.2	52-508	136/12.4
1973	11	165	500	1879	170.9	12	94	238	1155	105.0	39.4	3	18	3034	275.8	681	172/15.6
1972	11	206	494	2094	190.4	22	159	331	1889	171.7	48.0	18	21	3983	362.1	707	309/30.9
1971	10	163		1959	195.9	15	115	241	1210	110.0	47.7	8	13	3169	316.9	462	190/19.0
1970	11	120	564	1991	181.0	14	144	288	2076	188.7	50.0	15	18	4067	369.7	667	252/22.9
1969	10	206	524	2311	231.1	12	88	198	964	96.4	44.4	13	19	3275	327.5	75-892	206/20.6
1968	10	180	443	1444	144.4	--	146	323	1879	187.9	45.2	10	30	3323	332.3	61-637	192/19.2
1967	10	174	452	1378	137.8	--	132	305	1866	186.6	43.3	9	21	3244	324.4	60-621	260/26.0
1966	10	178	358	1128	112.8	--	149	322	2157	215.7	46.2	14	14	3285	328.5	61-558	231/23.1
1965	10	159	364	1002	100.2	--	--	297	2149	214.9	--	13	20	3151	315.1	69-710	218/21.8
1964	10	104	301	459	45.9	--	136	272	1530	153.0	50.0	4	21	1989	198.9	--	70/7.0
1963	10	117	391	841	84.1	--	105	208	1209	120.9	50.4	8	14	2050	205.0	60-649	118/11.8
1962	10	151	414	1613	161.3	--	104	225	1406	140.6	46.2	11	16	3019	301.9	40-363	174/17.4



Yearly Opponent Statistics

Year	G	1st	Rush	Rush	Rush	Rush	Pass	Pass	Pass	Pass	Pass			Total			
		Downs	Att.	Yds.	Avg.	TD	Cmp.	Att.	Yds.	Avg.	Pct.	TD	Int.	Off.	Avg.	Pen	Points/Avg.
2009	12	227	466	1981	165.1	23	195	302	2472	206.0	64.6	14	10	4453	371.1	75-662	315/26.2
2008	12	213	370	1554	129.5	14	226	383	2872	239.3	59.0	26	8	4426	368.8	85-715	358/29.8
2007	12	254	446	1984	165.3	20	231	370	3014	251.2	62.4	25	7	4998	416.5	85-773	377/31.4
2006	13	204	403	1362	104.8	12	208	414	2804	215.7	50.2	12	12	4166	320.5	74-635	212/16.3
2005	12	226	460	1368	114.0	16	199	367	2520	210.0	54.2	16	9	3888	324.0	91-820	285/23.8
2004	12	196	419	1308	109.0	10	195	385	2363	196.9	50.6	18	17	3671	305.9	83-672	236/19.7
2003	13	307	513	2214	170.3	22	264	474	3358	258.3	55.7	19	13	5572	428.6	66-551	361/27.8
2002	13	236	514	1469	113.0	15	205	427	2690	206.9	48.0	21	9	4159	319.9	109-911	319/24.5
2001	13	221	466	1671	128.5	11	378	187	2392	184.0	49.4	13	17	4063	312.5	69-542	213/17.8
2000	12	201	395	879	79.9	12	204	397	2467	224.3	51.4	17	27	3346	304.2	83-719	246/22.4
1999	12	229	439	1832	152.7	21	201	359	2481	206.8	55.9	17	13	4313	359.4	82-689	331/30.1
1998	12	257	506	2626	218.8	22	177	315	2661	221.8	56.2	26	10	5287	440.6	75-703	387/35.2
1997	11	224	462	2060	187.2	24	198	347	2590	235.5	57.1	21	11	4650	422.7	80-677	407/37.0
1996	11	167	437	1396	126.9	9	158	328	1702	154.7	48.2	11	10	2594	235.8	77-594	205/18.6
1995	11	213	452	1381	125.5	9	175	350	2130	193.6	50.0	8	24	3511	319.2	95-862	165/15.0
1994	11	205	456	1773	161.2	16	176	315	2085	189.5	55.8	10	8	3858	350.7	81-775	253/23.0
1993	12	201	403	1480	123.3	14	202	363	2230	185.8	55.6	12	21	3710	309.2	76-738	236/21.5
1992	11	218	471	1472	133.8	14	211	356	2418	219.8	59.2	12	20	3890	353.6	69-581	243/22.1
1991	11	206	571	2639	239.9	31	109	200	1457	132.5	54.5	9	16	3840	349.1	90-730	335/30.5
1990	12	157	458	1214	101.2	9	141	279	1641	136.8	50.5	4	19	2855	237.9	82-623	142/12.9
1989	11	161	416	1098	99.8	7	155	292	1983	180.2	53.1	17	17	3277	297.9	78-597	222/20.9
1988	11	250	480	1844	167.6	19	198	347	2347	213.4	57.1	11	16	4191	381.0	82-754	245/22.3
1987	11	241	555	2624	238.5	27	159	311	2090	190.0	51.1	16	10	4724	429.5	99-904	348/31.5
1986	11	238	548	2318	210.7	20	150	278	1840	167.3	53.9	14	5	4158	378.0	81-688	303/27.5
1985	11	265	594	3079	279.9	34	164	271	2462	223.8	60.5	21	2	5541	503.7	87-725	429/39.0
1984	11	212	481	1972	179.3	22	156	295	2153	195.7	52.9	18	11	4125	375.0	85-671	360/32.7
1983	11	238	555	2619	238.1	28	142	255	1866	169.6	55.7	15	15	4485	407.7	78-674	351/31.9
1982	11	236	590	2841	258.2	--	122	241	1498	136.2	50.6	--	10	4339	394.5	74-657	355/32.3
1981	11	175	532	1586	144.2	--	114	276	1528	138.9	41.3	--	19	3114	283.1	60-656	212/19.3
1980	11	178	496	1340	121.8	--	128	267	1612	146.5	47.9	--	19	2952	268.3	57-609	203/18.5
1979	11	165	567	1839	167.2	--	105	221	1371	124.6	47.5	--	14	3210	291.8	45-507	202/18.4
1978	11	188	545	1988	180.7	--	125	265	1589	144.5	47.2	--	25	3577	325.2	63-567	202/18.4
1977	11	205	587	2091	190.1	--	128	282	1964	178.5	45.4	--	21	4055	368.6	63-592	194/17.6
1976	11	193	645	2609	237.2	--	77	170	1120	101.8	45.3	--	7	3729	339.0	70-781	234/21.3
1975	11	233	638	3167	287.9	--	94	192	1274	115.8	48.9	--	14	4441	403.7	59-562	316/28.7
1974	11	239	596	2955	268.6	--	110	240	1324	120.3	45.8	--	15	4279	389.0	64-642	254/23.1
1973	11	196	--	1739	158.1	--	145	306	1764	160.3	47.3	--	16	3503	318.5	667	148/13.5
1972	10	125	--	911	91.1	--	109	260	1195	119.5	41.9	--	10	2106	210.6	434	91/9.1
1971	10	120	--	1286	128.6	--	69	188	844	84.4	36.7	--	20	2130	213.0	410	111/11.1
1970	10	191	--	1837	167.0	--	116	265	1349	122.6	43.8	--	17	3186	289.6	569	208/18.9
1969	10	273	504	1906	190.6	23	126	261	1641	164.1	48.3	11	15	3547	322.4	69-630	273/27.3
1968	10	182	465	1173	117.3	--	135	296	2138	213.8	45.6	--	22	3311	331.1	75-707	233/23.3
1967	10	141	445	1073	107.3	--	105	250	1336	133.6	42.0	--	18	2409	240.9	48-429	162/16.2
1966	10	160	421	1200	120.0	--	130	281	1821	182.1	46.2	--	28	3021	302.1	51-518	159/15.9
1965	10	167	458	1398	139.8	--	--	251	1509	150.0	--	--	19	2907	290.7	68-705	164/16.4
1964	10	177	459	1873	187.3	--	107	191	1243	124.3	56.0	--	10	3116	311.6	--	217/21.7
1963	10	161	437	1935	193.5	--	87	181	1387	138.7	48.1	--	10	3322	332.2	71-629	213/21.3



Rushing Records

CAREER LEADERS

YARDS

Player	Yards	Years
1. Walter Peacock	3,204	1972-75
2. Nathan Poole	2,903	1975-78
3. Lenny Lyles	2,786	1954-57
4. Howard Stevens	2,723	1971-72
5. Frank Moreau	2,599	1995-99
6. Tom Lucia	2,542	1947-50
7. Michael Bush	2,514	2003-06
8. Deon Booker	2,363	1985-88
9. Ralph Dawkins	2,159	1990-93
10. Anthony Shelman	2,114	1991-94

ATTEMPTS

Player	Att.	Years
1. Walter Peacock	811	1972-75
2. Ralph Dawkins	525	1990-93
3. Nathan Poole	517	1975-78
4. Howard Stevens	509	1971-72
5. Frank Moreau	499	1995-99
6. Anthony Shelman	459	1991-94
7. Michael Bush	435	2003-06
8. Calvin Prince	431	1976-77
9. Donnie Craft	416	1978-81
10. Lenny Lyles	394	1954-57

TOUCHDOWNS

Player	TD	Years
1. Lenny Lyles	43	1954-57
2. Michael Bush	39	2003-06
3. Eric Shelton	30	2003-04
4. Frank Moreau	27	1995-99
Anthony Shelman	27	1991-94
6. Howard Stevens	25	1971-72
7. Tom Lucia	23	1947-50
Nathan Poole	23	1975-78
Calvin Prince	23	1976-77
10. Lionel Gates	20	2001-04
Anthony Allen	20	2006-07

YARDS PER ATTEMPT

Player	Avg.	Years
1. Tom Lucia	7.4	1947-50
2. Lenny Lyles	7.0	1954-57
3. Kolby Smith	5.9	2003-06
4. Michael Bush	5.8	2003-06
5. Nathan Poole	5.6	1975-78
6. Victor Anderson	5.5	2008-
Eric Shelton	5.5	2003-04
8. Howard Stevens	5.3	1971-72
9. Calvin Prince	4.8	1976-77
10. Deon Booker	4.8	1985-88

CONSECUTIVE 100-YARD GAMES

Player	Games
1. Deon Booker (9/17-10/15/88)	5
Michael Bush (10-15/12/3/05)	5
3. Anthony Shelman (9/17-10/15/94)	4
4. Frank Moreau (9/4-9/18/99)	4
Walter Peacock (11/10-11-24/73)	3

SEASON LEADERS

YARDS

Player	Yards	Year
1. Howard Stevens	1,429	1971
2. Nathan Poole	1,394	1978
3. Howard Stevens	1,294	1972
Walter Peacock	1,294	1973
5. Frank Moreau	1,289	1999
6. Lenny Lyles	1,207	1957
7. Michael Bush	1,143	2005
8. Leroy Collins	1,134	1998
9. Anthony Shelman	1,084	1994
10. Lee Bougess	1,064	1969

ATTEMPTS

Player	Att.	Year
1. Walter Peacock	290	1973
2. Lee Bougess	267	1969
3. Walter Peacock	262	1975
4. Calvin Arrington	255	1995
5. Howard Stevens	250	1971
6. Anthony Shelman	241	1994
7. Walter Peacock	237	1974
8. Frank Moreau	233	1999
9. Leroy Collins	218	1998
Calvin Prince	218	1977

TOUCHDOWNS

Player	TD	Year
1. Michael Bush	23	2005
2. Eric Shelton	20	2004
Lenny Lyles	20	1957
4. Leroy Collins	19	1998
5. Frank Moreau	17	1999
6. Nathan Poole	15	1978
Anthony Shelman	15	1994
8. Calvin Prince	13	1977
Howard Stevens	13	1972
Anthony Allen	13	2006
11. Henry Miller	12	2002
Howard Stevens	12	1971

CAREER 100-YARD GAMES

Player	G	Years
1. Walter Peacock	13	1972-74
2. Frank Moreau	11	1995-99
3. Michael Bush	10	2003-06
4. Anthony Shelman	9	1991-94
Deon Booker	9	1985-88
6. Eric Shelton	7	2003-04
Calvin Prince	7	1976-77
8. Victor Anderson	6	2008-

CAREER 200-YARD GAMES

Player	G	Years
1. Howard Stevens	2	1971-72
2. Anthony Allen	1	2006-07
Michael Bush	1	2003-06
Anthony Shelman	1	1991-94
Nathan Poole	1	1975-78
Calvin Prince	1	1976-77
Walter Peacock	1	1972-75
Lenny Lyles	1	1954-57

GAME LEADERS

YARDS

1. Anthony Allen vs. MTSU, 2007	275
2. Nathan Poole vs. Wichita State, 1978	269
3. Calvin Prince vs. Drake, 1976	263
4. Howard Stevens vs. Southern Ill., 1971	262
5. Lenny Lyles vs. Toldeo, 1955	247
6. Anthony Shelman vs. Tulsa, 1994	220
7. Walter Peacock vs. NE Louisiana, 1975	206
8. Michael Bush vs. Fla. Atlantic, 2005	204

ATTEMPTS

1. Walter Peacock vs. Wichita St., 1974	40
Nathan Poole vs. Wichita St., 1978	40
3. Walter Peacock vs. Wichita St., 1974	39
4. Howard Stevens vs. Tulsa, 1972	38
5. Michael Bush vs. West Va., 2005	37
Calvin Arrington vs. Kentucky, 1995	37
Walter Peacock vs. NE Louisiana, 1975	37

TOUCHDOWNS

1. Eric Shelton vs. East Carolina, 2004	5
C.N. Caldwell vs. W. Kentucky, 1913	5
Fred Koster vs. Rose Poly, 1926	5
Fred Koster vs. Ogden, 1926	5

LONGEST RUSHING PLAYS

1. Ken Porco vs. E. Kentucky, 1958	93
2. George Stripling vs. Syracuse, 2005	89
Addison Kincaid vs. Transylvania, 1931	89
4. Lionel Gates vs. Miami, 2004	88
Victor Anderson vs. MTSU, 2008	88
Tom Lucia vs. St. Joseph's, 1949	88
7. Bill Layne vs. Evansville, 1954	85
Tom Lucia vs. DePauw, 1947	85
9. Anthony Shelman vs. Pittsburgh, 1994	84
10. Don McKay vs. Hanover, 1939	82



Michael Bush

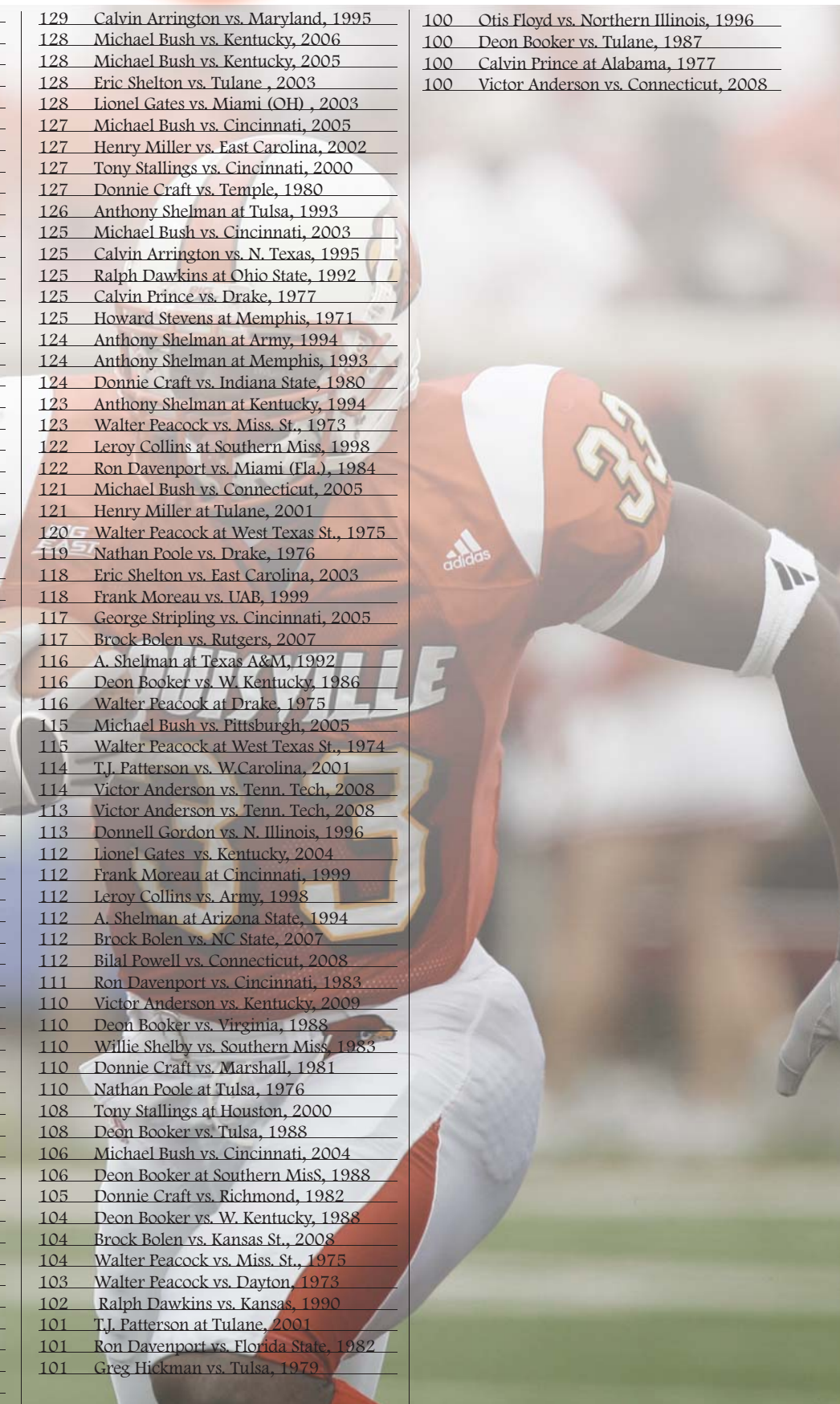


100-Yard Rushing Games

- 275 Anthony Allen vs. MTSU, 2007
- 263 Calvin Prince vs. Drake, 1976
- 260 Howard Stevens vs. So. Illinois, 1971
- 220 Anthony Shelman vs. Tulsa, 1994
- 206 Walter Peacock at NE Louisiana, 1975
- 204 Michael Bush vs. Fla. Atlantic, 2005
- 196 Deon Booker vs. Marshall, 1987
- 193 Greg Hickman at Memphis, 1979
- 192 Walter Peacock vs. Wichita State, 1973
- 188 Frank Moreau vs. Chattanooga, 1999
- 183 Calvin Prince vs. NE Louisiana, 1976
- 183 Howard Stevens vs. Tampa, 1971
- 181 Frank Moreau at Kentucky, 1999
- 176 Victor Anderson vs. Kansas St., 2008
- 168 Walter Peacock at West Texas St, 1973
- 166 Walter Peacock vs. Furman, 1973
- 165 Kolby Smith vs. Syracuse, 2006
- 164 Darius Ashley vs. West Virginia, 2009
- 163 Calvin Prince vs. Wichita State, 1977
- 162 Ralph Dawkins vs. E. Kentucky, 1991
- 162 Jim Wagener vs. Drake, 1974
- 161 Nathan Poole at Memphis, 1977
- 161 Victor Anderson vs. MTSU, 2008
- 160 Anthony Shelman vs. Pittsburgh, 1994
- 159 Leroy Collins at Illinois, 1998
- 158 Eric Shelton vs. Cincinnati, 2004
- 158 Frank Moreau at Memphis, 1997
- 158 Howard Stevens at Tulsa, 1971
- 157 Michael Bush vs. West Virginia, 2005
- 156 Howard Stevens vs. Dayton, 1971
- 155 Tony Stallings vs. Memphis, 2001
- 154 Leroy Collins vs. W. Kentucky, 1998
- 154 Deon Booker vs. Memphis State, 1988
- 151 Eric Shelton vs. Kentucky, 2004
- 151 Nathan Poole vs. Tulsa, 1977
- 150 Frank Moreau at Army, 1999
- 150 Walter Peacock vs. Dayton, 1975
- 150 Walter Peacock vs. Drake, 1974
- 147 Calvin Prince vs. Cincinnati, 1977
- 145 Leroy Collins at East Carolina (2)
- 144 Tony Stallings vs. Kentucky, 2000
- 142 Frank Moreau vs. Illinois, 1999
- 141 Nathan Poole vs. Indiana State, 1977
- 140 Lionel Gates vs. Houston, 2003
- 140 Frank Moreau vs. NE La., 1995
- 140 Walter Peacock at Memphis, 1973
- 139 Frank Moreau vs. East Carolina, 1997
- 139 Anthony Shelman vs. NC State, 1994
- 137 George Stripling vs. Syracuse, 2005
- 137 Michael Bush vs. Houston, 2004
- 137 Walter Peacock at Drake, 1973
- 136 Eric Shelton vs. Memphis, 2004
- 136 T.J. Patterson at Cincinnati, 2001
- 136 Nathan Poole at Dayton, 1977
- 135 Eric Shelton vs. Syracuse, 2003
- 135 T.J. Patterson vs. UAB, 2002
- 135 Frank Moreau vs. Cincinnati, 1998
- 135 Deon Booker at North Carolina, 1988
- 135 Calvin Prince vs. Boston Univ., 1976
- 134 Carwell Gardner at Kansas, 1989
- 133 Calvin Arrington vs. NE La., 1995
- 133 Calvin Arrington at NIU, 1995
- 133 Calvin Arrington at Kentucky, 1995
- 129 Eric Shelton vs. East Carolina, 2004
- 129 Frank Moreau vs. E. Michigan, 1999

- 129 Calvin Arrington vs. Maryland, 1995
- 128 Michael Bush vs. Kentucky, 2006
- 128 Michael Bush vs. Kentucky, 2005
- 128 Eric Shelton vs. Tulane, 2003
- 128 Lionel Gates vs. Miami (OH), 2003
- 127 Michael Bush vs. Cincinnati, 2005
- 127 Henry Miller vs. East Carolina, 2002
- 127 Tony Stallings vs. Cincinnati, 2000
- 127 Donnie Craft vs. Temple, 1980
- 126 Anthony Shelman at Tulsa, 1993
- 125 Michael Bush vs. Cincinnati, 2003
- 125 Calvin Arrington vs. N. Texas, 1995
- 125 Ralph Dawkins at Ohio State, 1992
- 125 Calvin Prince vs. Drake, 1977
- 125 Howard Stevens at Memphis, 1971
- 124 Anthony Shelman at Army, 1994
- 124 Anthony Shelman at Memphis, 1993
- 124 Donnie Craft vs. Indiana State, 1980
- 123 Anthony Shelman at Kentucky, 1994
- 123 Walter Peacock vs. Miss. St., 1973
- 122 Leroy Collins at Southern Miss, 1998
- 122 Ron Davenport vs. Miami (Fla.), 1984
- 121 Michael Bush vs. Connecticut, 2005
- 121 Henry Miller at Tulane, 2001
- 120 Walter Peacock at West Texas St., 1975
- 119 Nathan Poole vs. Drake, 1976
- 118 Eric Shelton vs. East Carolina, 2003
- 118 Frank Moreau vs. UAB, 1999
- 117 George Stripling vs. Cincinnati, 2005
- 117 Brock Bolen vs. Rutgers, 2007
- 116 A. Shelman at Texas A&M, 1992
- 116 Deon Booker vs. W. Kentucky, 1986
- 116 Walter Peacock at Drake, 1975
- 115 Michael Bush vs. Pittsburgh, 2005
- 115 Walter Peacock at West Texas St., 1974
- 114 T.J. Patterson vs. W. Carolina, 2001
- 114 Victor Anderson vs. Tenn. Tech, 2008
- 113 Victor Anderson vs. Tenn. Tech, 2008
- 113 Donnell Gordon vs. N. Illinois, 1996
- 112 Lionel Gates vs. Kentucky, 2004
- 112 Frank Moreau at Cincinnati, 1999
- 112 Leroy Collins vs. Army, 1998
- 112 A. Shelman at Arizona State, 1994
- 112 Brock Bolen vs. NC State, 2007
- 112 Bilal Powell vs. Connecticut, 2008
- 111 Ron Davenport vs. Cincinnati, 1983
- 110 Victor Anderson vs. Kentucky, 2009
- 110 Deon Booker vs. Virginia, 1988
- 110 Willie Shelby vs. Southern Miss, 1983
- 110 Donnie Craft vs. Marshall, 1981
- 110 Nathan Poole at Tulsa, 1976
- 108 Tony Stallings at Houston, 2000
- 108 Deon Booker vs. Tulsa, 1988
- 106 Michael Bush vs. Cincinnati, 2004
- 106 Deon Booker at Southern Miss, 1988
- 105 Donnie Craft vs. Richmond, 1982
- 104 Deon Booker vs. W. Kentucky, 1988
- 104 Brock Bolen vs. Kansas St., 2008
- 104 Walter Peacock vs. Miss. St., 1975
- 103 Walter Peacock vs. Dayton, 1973
- 102 Ralph Dawkins vs. Kansas, 1990
- 101 T.J. Patterson at Tulane, 2001
- 101 Ron Davenport vs. Florida State, 1982
- 101 Greg Hickman vs. Tulsa, 1979

- 100 Otis Floyd vs. Northern Illinois, 1996
- 100 Deon Booker vs. Tulane, 1987
- 100 Calvin Prince at Alabama, 1977
- 100 Victor Anderson vs. Connecticut, 2008





Receiving Records

CAREER LEADERS

YARDS

Player	Yds	Years
1. Arnold Jackson	3,670	1997-00
2. Harry Douglas	2,924	2004-07
3. Ibn Green	2,830	1996-99
4. J.R. Russell	2,619	2001-04
5. Miguel Montano	2,305	1994-97
6. Mario Urrutia	2,271	2005-07
7. Deion Branch	2,204	2000-01
8. Joshua Tinch	2,195	2002-05
9. Mark Clayton	2,004	1979-82
10. Zek Parker	1,804	1998-01

RECEPTIONS

Player	Rec.	Years
1. Arnold Jackson	299	1997-00
2. Ibn Green	217	1996-99
3. J.R. Russell	187	2001-04
4. Miguel Montano	175	1994-97
5. Harry Douglas	173	2004-07
6. Joshua Tinch	162	2002-05
7. Jamie Asher	153	1991-94
8. Ralph Dawkins	151	1990-93
9. Deion Branch	143	2000-01
10. Lavell Boyd	135	1997-99

TOUCHDOWNS

Player	TD	Years
1. Ibn Green	33	1996-99
2. Arnold Jackson	31	1997-00
3. J.R. Russell	19	2001-04
4. A. Cummings	18	1987-90
Deion Branch	18	2000-01
6. Gary Barnidge	17	2004-07
7. Mario Urrutia	16	2005-07
8. Harry Douglas	15	2004-07
9. Zek Parker	13	1998-01
10. Ralph Dawkins	12	1990-93

100-YARD GAMES

Player	Games	Years
1. Arnold Jackson	15	1997-00
2. Deion Branch	11	2001-02
3. Harry Douglas	10	2004-07
J.R. Russell	10	2001-04
Mark Clayton	10	1979-82
6. Ibn Green	9	1996-99
Miguel Montano	9	1994-97
8. Mario Urrutia	7	2005-07
9. Jamie Asher	5	1991-94

AVERAGE PER RECEPTION

Player	Avg.	Years
1. Mike Dennis	21.2	1964-66
2. Mark Clayton	20.9	1979-82
3. Larry Hart	19.4	1968-70
4. Mario Urrutia	17.5	2005-07
5. Harry Douglas	16.9	2004-07
6. Ernest Givins	16.4	1984-85
7. A. Cummings	15.6	1987-90
8. Deion Branch	15.4	2001-02
Don Hockensmith	15.4	1961-62
10. Lonny Gilbert	14.7	1966-68

SEASON LEADERS

YARDS

Player	Yds	Year
1. Harry Douglas	1,265	2006
2. J.R. Russell	1,213	2003
3. Arnold Jackson	1,209	1999
4. Deion Branch	1,188	2001
5. Arnold Jackson	1,165	1998
6. Harry Douglas	1,159	2007
7. Mark Clayton	1,112	1982
8. Deion Branch	1,016	2000
9. J.R. Russell	968	2004
10. Ibn Green	884	1998

RECEPTIONS

Player	Rec.	Year
1. Arnold Jackson	101	1999
2. Arnold Jackson	90	1998
3. J.R. Russell	75	2003
4. J.R. Russell	73	2004
5. Deion Branch	72	2001
6. Harry Douglas	71	2007
Deion Branch	71	2000
8. Harry Douglas	70	2006
Jamie Asher	70	1994
10. Miguel Montano	67	1997
Joshua Tinch	67	2005

TOUCHDOWNS

Player	TD	Year
1. Ibn Green	12	1998
2. Arnold Jackson	10	1998
A. Cummings	10	1990
4. Deion Branch	9	2001
Deion Branch	9	2000
Arnold Jackson	9	1999
Lavell Boyd	9	1999
Kevin Cook	9	1993

AVERAGE PER RECEPTION

Player	Avg.	Years
1. Larry Hart	23.5	1970
2. Mark Clayton	22.1	1981
3. Mario Urrutia	21.5	2005
4. Mark Clayton	21.0	1982
Mike Dennis	21.0	1965
6. Ernest Givins	20.9	1984
7. Eric Vaughn	20.5	1986
8. Aaron Bailey	20.4	1993
Joey Hamilton	20.4	1987
10. Don Hockensmith	19.6	1961

GAME LEADERS

YARDS

1. Harry Douglas vs. Kentucky, 2007	223
2. Ibn Green vs. East Carolina, 1998	214
3. Harry Douglas vs. Syracuse, 2007	205
4. Arnold Jackson vs. Illinois, 1999	194
Deion Branch vs. Cincinnati, 2000	194
Miguel Montano vs. S. Miss., 1996	194
7. Mark Clayton vs. Tennessee St., 1982	193
8. Zek Parker vs. Kentucky, 2001	184
9. Arnold Jackson vs. Army, 1998	182
10. Mark Clayton vs. Memphis, 1982	179

RECEPTIONS

1. Arnold Jackson vs. Cincinnati, 1999	15
Ibn Green vs. East Carolina, 1998	15
3. Miguel Montano vs. ECU, 1997	14
Miguel Montano vs. S. Miss., 1996	14
5. Harry Douglas vs. Syracuse, 2007	13
Ibn Green vs. Memphis, 1999	13
Joshua Tinch vs. West Virginia, 2005	13
8. Harry Douglas vs. Syracuse, 2007	12
Arnold Jackson vs. Tulane, 1998	12
Jamie Asher vs. Kentucky, 1994	12

TOUCHDOWNS

1. Anthony Cummings vs. Cincinnati, 1990	5
2. Lavell Boyd vs. Houston, 1999	4

LONGEST RECEIVING PLAYS

1. Gene Sartini vs. Wash & Lee, 1950	94
2. Babe Ray vs. Houston, 1951	93
3. Scott Long vs. S. Mississippi, 2009	92
4. Arnold Jackson vs. Utah, 1996	86
5. Larry Hart vs. North Texas, 1970	85
Ernest Givins vs. SMU, 1984	85
7. Zek Parker vs. Kentucky, 2001	82
8. Zek Parker vs. East Carolina, 1998	81
Gary Barnidge vs. MTSU, 2007	81
10. Ralph Dawkins vs. Texas, 1993	80

Harry Douglas





Passing Records

CAREER LEADERS

YARDS

Player	Yds	Years
1. Chris Redman	12,541	1996-99
2. Brian Brohm	10,775	2004-07
3. Dave Ragone	8,596	1999-02
4. Jay Gruden	7,024	1985-88
5. Stefan LeFors	5,853	2001-04
6. Ed Rubbert	5,496	1983-86
7. Jeff Brohm	5,451	1998-93
8. Marty Lowe	4,861	1991-95
9. Browning Nagle	4,653	1989-90
10. John Madeya	4,504	1970-72

ATTEMPTS

Player	Att.	Years
1. Chris Redman	1,679	1996-99
2. Brian Brohm	1,185	2004-07
3. Dave Ragone	1,180	1999-02
4. Jay Gruden	1,049	1985-88
5. Ed Rubbert	873	1983-86
6. Marty Lowe	767	1991-95
7. John Madeya	746	1970-72
8. Jeff Brohm	715	1998-93
9. Stefan LeFors	630	2001-04
10. Dean May	602	1980-83

COMPLETIONS

Player	Cmp	Years
1. Chris Redman	1,031	1996-99
2. Brian Brohm	780	2004-07
3. Dave Ragone	685	1999-02
4. Jay Gruden	572	1985-88
5. Ed Rubbert	430	1983-86
6. Marty Lowe	416	1991-95
7. Stefan LeFors	416	2001-04
8. Jeff Brohm	402	1998-93
9. John Madeya	364	1970-72
10. Browning Nagle	333	1989-90

TOUCHDOWNS

Player	TD	Years
1. Chris Redman	84	1996-99
2. Dave Ragone	74	1999-02
3. Brian Brohm	71	2004-07
4. Jay Gruden	44	1985-88
5. Jeff Brohm	38	1998-93
6. Stefan LeFors	38	2001-04
7. John Madeya	34	1970-72
8. Browning Nagle	32	1989-90
9. Dean May	29	1980-83
10. Ed Rubbert	28	1983-86

YARDS PER COMPLETION

Player	Avg.	Years
1. Stefan LeFors	14.1	2001-04
2. Browning Nagle	13.9	1989-90
3. Brian Brohm	13.8	2004-07
4. Ed Rubbert	12.8	1983-86
5. Dave Ragone	12.5	1999-02
6. Jay Gruden	12.3	1985-88
7. Chris Redman	12.2	1996-99

SEASON LEADERS

YARDS

Player	Yds	Year
1. Chris Redman	4,042	1998
2. Brian Brohm	4,024	2007
3. Chris Redman	3,647	1999
4. Stefan LeFors	3,145	2003
5. Chris Redman	3,079	1997
6. Dave Ragone	3,056	2001
7. Brian Brohm	3,049	2006
8. Brian Brohm	2,883	2005
9. Dave Ragone	2,880	2002
10. Jeff Brohm	2,626	1993

ATTEMPTS

Player	Att.	Year
1. Chris Redman	489	1999
2. Chris Redman	473	1998
3. Brian Brohm	473	2007
4. Chris Redman	445	1997
5. Dave Ragone	441	2002
6. Jay Gruden	397	1987
7. Dave Ragone	383	2001
8. Jay Gruden	382	1988
9. Ed Rubbert	363	1984
10. Stefan LeFors	357	2003

COMPLETIONS

Player	Cmp	Years
1. Chris Redman	317	1999
2. Chris Redman	309	1998
3. Brian Brohm	308	2007
4. Chris Redman	261	1997
5. Dave Ragone	237	2002
6. Dave Ragone	231	2001
7. Jay Gruden	224	1988
8. Stefan LeFors	219	2003
9. Dave Ragone	216	2000
10. Jay Gruden	209	1987

TOUCHDOWNS

Player	TD	Years
1. Brian Brohm	30	2007
2. Chris Redman	29	1999
3. Chris Redman	29	1998
4. Dave Ragone	27	2000
5. Dave Ragone	24	2002
6. Dave Ragone	23	2001
7. Jeff Brohm	20	1993
8. Stefan LeFors	20	2004
9. Brian Brohm	19	2005
10. Chris Redman	18	1997
Ed Rubbert	18	1984

YARDS PER COMPLETION

Player	Avg.	Years
1. Brian Brohm	15.3	2006
2. Stefan LeFors	14.4	2003
3. Stefan LeFors	13.7	2004
4. Browning Nagle	13.3	1989
5. Brian Brohm	13.1	2007
Chris Redman	13.1	1998

GAME LEADERS

YARDS

1. Chris Redman vs. ECU, 1998	592
2. Brian Brohm vs. Syracuse, 2007	555
3. Chris Redman vs. Memphis, 1998	506
4. Chris Redman vs. Tulane, 1998	477
5. Chris Redman vs. W. Kentucky, 1998	474
6. Brian Brohm vs. Utah, 2007	467
7. Stefan LeFors vs. TCU, 2003	459
8. Chris Redman vs. Illinois, 1999	450
9. Chris Redman vs. Cincinnati, 1998	431
10. Chris Redman vs. Tulane, 1997	427

ATTEMPTS

1. Brian Brohm vs. Syracuse, 2007	55
2. Chris Redman vs. S. Miss, 1996	63
3. Chris Redman vs. Cincinnati, 1997	62
4. Chris Redman vs. Illinois, 1999	60
5. Brian Brohm vs. Utah, 2007	58
6. Chris Redman vs. Tulane, 1997	57
8. Chris Redman vs. Utah, 1998	57

COMPLETIONS

1. Brian Brohm vs. Syracuse, 2007	45
2. Chris Redman vs. East Carolina, 1998	44
3. Chris Redman vs. Tulane, 1998	41
4. Brian Brohm vs. Utah, 2007	39
Chris Redman vs. Illinois, 1999	39
6. Chris Redman vs. Army, 1999	36
Chris Redman vs. W. Kentucky, 1998	36
8. Chris Redman vs. S. Miss, 1996	35
9. Chris Redman vs. Tulane, 1997	34
10. Chris Redman vs. Memphis, 1999	33

TOUCHDOWNS

1. Chris Redman vs. East Carolina, 1998	6
2. Brian Brohm vs. MTSU, 2007	5
Brian Brohm vs. Oregon State, 2005	5
Dave Ragone vs. East Carolina, 2002	5
Chris Redman vs. Houston, 1999	5
Chris Redman vs. Kentucky, 1999	5
Chris Redman vs. BC, 1998	5

LONGEST COMPLETIONS

1. Bill Karns vs. Washington & Lee, 1950	94
2. Johnny Unitas vs. Houston, 1951	93
3. Adam Froman vs. S. Mississippi, 2009	92
4. Chris Redman vs. Utah, 1996	86
5. John Madeya vs. N. Texas State, 1970	85
Ed Rubbert vs. SMU, 1984	85
7. Dave Ragone vs. Kentucky, 2001	82
8. Chris Redman vs. East Carolina, 1998	81
Brian Brohm vs. MTSU, 2008	81
10. Jeff Brohm vs. Texas, 1993	80



Passing Records

CAREER LEADERS

HIGHEST COMPLETION PERCENTAGE

Player	Pct.	Years
1. Stefan LeFors	.660	2001-04
2. Brian Brohm	.658	2004-07
3. Chris Redman	.614	1996-99
4. Dave Ragone	.581	1999-02
5. Johnny Unitas	.580	1951-54
6. Jeff Brohm	.562	1989-93
7. Browning Nagle	.558	1989-90
8. Jay Gruden	.545	1985-88
Dean May	.545	1980-83
10. Marty Lowe	.542	1991-95

HIGHEST PASSING EFFICIENCY

Player	Pct.	Years
1. Stefan LeFors	159.84	2001-04
2. Brian Brohm	157.85	2004-07
3. Chris Redman	140.06	1996-99
4. Dave Ragone	135.02	1999-02
5. Jeff Brohm	129.92	1989-93
6. Browning Nagle	127.16	1988-90
6. Jay Gruden	114.38	1985-88

SEASON LEADERS

HIGHEST COMPLETION PERCENTAGE

Player	Pct.	Years
1. Stefan LeFors	.735	2004
2. Brian Brohm	.688	2005
3. Chris Redman	.653	1998
4. Brian Brohm	.651	2007
5. Chris Redman	.648	1999
6. Brian Brohm	.636	2006
7. Stefan LeFors	.613	2003
8. Dave Ragone	.610	2000
9. Jeff Brohm	.609	1993
10. Dave Ragone	.603	2001

HIGHEST PASSING EFFICIENCY

Player	Pct.	Years
1. Stefan LeFors	181.74	2004
2. Brian Brohm	166.73	2005
3. Brian Brohm	159.08	2006
4. Brian Brohm	152.43	2007
5. Jeff Brohm	152.31	1993
6. Chris Redman	150.97	1998
7. Stefan LeFors	145.46	2003
8. Dave Ragone	143.50	2001
9. Dave Ragone	142.12	2002
10. Chris Redman	139.92	1999

AVERAGE YARDS PER GAME

Player	Yds	Years
1. Chris Redman	336.8	1998
2. Brian Brohm	335.3	2007
3. Chris Redman	303.9	1999
4. Brian Brohm	288.3	2005
5. Brian Brohm	277.2	2006
6. Chris Redman	256.8	1997
7. Dave Ragone	254.7	2001
8. Stefan LeFors	241.9	2003
9. Jay Gruden	238.8	1988
10. Jeff Brohm	238.7	1993


LOWEST INTERCEPTION PERCENTAGE

Player	Yds	Years
1. Stefan LeFors	1.17	2004
2. Marty Lowe	1.43	1995
3. Brian Brohm	1.60	2006
4. Brian Brohm	1.66	2005
5. Dave Ragone	1.83	2001
6. Dave Ragone	2.49	2002
7. Brian Brohm	2.54	2007
8. Chris Redman	2.66	1999
9. Stefan LeFors	2.80	2003
10. Jeff Brohm	2.96	1993


300-YARD PASSING GAMES

Chris Redman	592	East Carolina	1998
Brian Brohm	555	Syracuse	2007
Chris Redman	506	Memphis	1998
Chris Redman	477	Tulane	1998
Chris Redman	474	W. Kentucky	1998
Brian Brohm	467	Utah	2007
Stefan LeFors	459	TCU	2003
Chris Redman	450	Illinois	1999
Chris Redman	431	Cincinnati	1998
Chris Redman	428	Tulane	1997
Stefan LeFors	406	Army	2003
Brian Brohm	401	M. Tennessee	2007
Chris Redman	400	Southern Miss	1996
Chris Redman	397	Houston	1999
Ed Rubbert	393	Murray State	1984
Brian Brohm	389	South Florida	2005
Chris Redman	385	Memphis	1999
Brian Brohm	375	Murray State	2007
Browning Nagle	374	Tulsa	1989
Brian Brohm	368	Oregon State	2005
Dave Ragone	368	Kentucky	2001
Chris Redman	368	Kentucky	1998
Chris Redman	367	Cincinnati	1999
Brian Brohm	366	Kentucky	2007
Chris Redman	366	Army	1999
Chris Redman	362	Boston College	1998
Dave Ragone	359	TCU	2001
Jay Gruden	357	Akron	1987
Brian Brohm	354	West Virginia	2006
Dean May	354	W. Kentucky	1983
Dave Ragone	352	East Carolina	2002
Brian Brohm	350	Cincinnati	2007
Chris Redman	350	Utah	1998
Brian Brohm	345	West Virginia	2007
Chris Redman	345	Southern Miss	1999
Brian Brohm	341	Connecticut	2006
Jeff Brohm	340	Pittsburgh	1993
Jay Gruden	339	Florida State	1987
Mike Watkins	338	Army	1998
Chris Redman	337	Cincinnati	1997
Brian Brohm	337	Pittsburgh	2006
Stefan LeFors	334	Houston	2003
Chris Redman	333	Houston	1997
Jeff Brohm	331	Arizona State	1993
Dave Ragone	326	Cincinnati	2000
Chris Redman	325	Michigan State	1996
Brian Brohm	324	Cincinnati	2006
Chris Redman	324	Kentucky	1999
Chris Redman	324	Illinois	1997
Chris Redman	324	Utah	1997
Ed Rubbert	324	Rutgers	1984

Jay Gruden	323	North Carolina	1988
Stefan LeFors	321	Memphis	2004
Dave Ragone	321	Colorado State	2000
Marty Lowe	321	Tulane	1995
Jeff Brohm	320	Navy	1993
Jay Gruden	320	Tulane	1988
Jay Gruden	319	Maryland	1988
Stefan LeFors	317	Houston	2004
Brian Brohm	315	Rutgers	2005
Chris Redman	315	Penn State	1997
Brian Brohm	311	Wake Forest	2006
Browning Nagle	310	Tulsa	1990
Dave Ragone	309	TCU	2002
Dave Ragone	309	Illinois	2001
Brian Brohm	307	Temple	2006
Brian Brohm	304	North Carolina	2005
Dean May	304	Richmond	1982
Jeff Brohm	304	Southern Miss	1993
Browning Nagle	304	Kansas	1990
Brian Brohm	303	Cincinnati	2005
Ed Rubbert	303	Southern Miss	1984
Erik Watts	303	Ohio State	1991
Erik Watts	302	Virginia Tech	1991



Brian Brohm



Chris Redman



Defensive Records

**CAREER LEADERS
TOTAL TACKLES**

Player	Tackles	Years
1. Mark Sander	488	1987-90
2. Otis Wilson	484	1977-79
3. Doug Buffone	479	1963-65
4. Eddie Johnson	457	1977-80
5. Ricky Skiles	415	1975-79
Jeff Henry	415	1976-79
7. Tyrus McCloud	405	1993-96
8. Pat Fitzgerald	385	1987-90
9. Tom Jackson	373	1970-72
10. Curry Burns	346	1999-02

SACKS

Player	Sacks	Years
1. Dewayne White	37.5	2000-02
2. Elvis Dumervil	32	2002-05
3. Michael Josiah	31	1999-01
4. Kendrick Gholston	29	1994-97
5. Mike Flores	27	1987-90
6. Joe Johnson	25	1991-93
7. Marcus Jones	23	2001-04
8. Carl Powell	17	1995-96
9. Jim Hanna	15	1990-93
10. Ted Washington	14	1987-90

TACKLES FOR LOSS

Player	TFL	Years
1. Dewayne White	56.5	2000-02
2. Michael Josiah	43	1999-01
3. Elvis Dumervil	42.5	2002-05
4. Tyrus McCloud	36	1993-96
5. Jeff Henry	35	1976-79
6. Donovan Arp	32	1999-00
Otis Wilson	32	1977-79
8. Ted Washington	31	1987-90
9. Terry Rice-Lockett	30	1994-97
10. Eddie Johnson	28	1977-80

INTERCEPTIONS

Player	Int's	Years
1. Anthony Floyd	18	1999-02
2. Sam Madison	16	1993-96
3. Ray Buchanan	15	1989-92
Leon Williams	15	1978-81
5. Rashad Holman	14	1997-00
6. Sebastian Curry	11	1980-82
Mike Detenber	11	1967-69
Dan Bednarski	11	1966-67
9. Anthony Bridges	10	1991-93
Otis Wilson	10	1977-79

PASS BREAKUPS

Player	PBU	Years
1. Sam Madison	44	1993-96
2. Rashad Holman	43	1997-00
3. Anthony Floyd	33	1999-02
Antonio Roundtree	33	1997-00
5. William Gay	28	2003-06
6. Arthur Alexander	24	1986-89
Rico Clark	24	1993-96
8. Laroni Gallishaw	23	2001-02
9. Antoine Harris	20	2001-04
10. Mark Sander	18	1987-89

**SEASON LEADERS
TOTAL TACKLES**

Player	Tackles	Years
1. Doug Buffone	201	1965
2. Doug Buffone	177	1964
3. Otis Wilson	175	1977
4. Mark Sander	167	1988
Ricky Skiles	167	1979
6. Matt Battaglia	166	1986
7. Anthony Williams	159	1982
8. Otis Wilson	157	1978
9. Terry Rice-Lockett	155	1997
10. Matt Battaglia	153	1985

SACKS

Player	Sacks	Years
1. Elvis Dumervil	20.5	2005
2. Joe Johnson	17	1993
3. Dewayne White	15	2001
4. Mike Flores	14	1990
5. Michael Josiah	13	2000
Mike Flores	13	1988
7. Dewayne White	12	2000
8. Michael Josiah	11	2001
Carl Powell	11	1996
10. Dewayne White	10.5	2002

TACKLES FOR LOSS

Player	TFL	Years
1. Dewayne White	23	2001
Elvis Dumervil	23	2005
3. Michael Josiah	19	2000
Mike Flores	19	1989
5. Dewayne White	17	2000
Marcus Jones	17	2004
7. Dewayne White	16.5	2002
8. Malik Jackson	16	2006
Donovan Arp	16	2000
Donovan Arp	16	1999

INTERCEPTIONS

Player	Int's	Years
1. Anthony Floyd	10	2000
2. Ray Buchanan	8	1991
3. Sam Madison	7	1995
Anthony Bridges	7	1993
Kirk Perry	7	1983
A.J. Jacobs	7	1974
Wally Oyler	7	1966
8. Six players tied with	6	

PASS BREAKUPS

Player	PBU	Years
1. Rashad Holman	20	2000
2. Anthony Floyd	17	2000
3. Sam Madison	16	1996
4. Antonio Roundtree	15	1998
5. Laroni Gallishaw	14	2002
Antoine Harris	14	2004
7. William Gay	13	2006
Sam Madison	13	1995
Don Bibb	13	1997
10. Antonio Roundtree	12	2000
Rashad Holman	12	1998
Arthur Alexander	12	1987

**GAME LEADERS
TOTAL TACKLES**

1. Doug Buffone vs. Kent State, 1965	35
2. Tom Jackson vs. North Texas, 1971	30
3. Mike Detenber vs. S. Illinois, 1967	27
4. Eddie Johnson vs. Drake, 1979	24
5. Lamar Myles vs. Kentucky, 2007	22

SACKS


1. Elvis Dumervil vs. Kentucky, 2005	6
--------------------------------------	---

TACKLES FOR LOSS

1. Elvis Dumervil vs. Kentucky, 2005	7
--------------------------------------	---

INTERCEPTIONS

1. Tom Giannini vs. E. Kentucky, 1933	5
2. Anthony Floyd vs. S. Miss., 2000	3
Kirk Perry vs. Army, 1983	3



Elvis Dumervil



Dewayne White



Special Teams Records

CAREER LEADERS

FIELD GOALS

Player	FG	Years
1. Art Carmody	60	2004-07
2. Nate Smith	44	2000-03
3. Ron Bell	36	1987-90
4. David Akers	34	1993-96
5. Wilbur Summers	24	1973-76
6. Jon Hilbert	22	1996-99
— Klaus Wilmsmeyer	22	1998-91
8. Danny Cerione	18	1983-86
9. Phil Ellis	17	1981-84
10. Pete Comprise	16	1966-68

FIELD GOAL PERCENTAGE

Player	FG Pct.	Years
1. Art Carmody (60-73)	.822	2004-07
2. Danny Cerione (18-23)	.783	1983-86
3. K. Wilmsmeyer (22-30)	.733	1988-91
4. Nate Smith (44-64)	.687	2000-03
5. Jon Hilbert (22-33)	.667	1996-99
— Chris Philpott (6-9)	.669	2008-
7. Ron Bell (36-58)	.621	1987-90
8. Ryan Payne (11-19)	.579	2008-09
9. David Akers (34-60)	.567	1993-96
— Phil Ellis (17-30)	.567	1981-84

PUNTS

Player	Punts	Years
1. Jeremy Borseth	247	1995-98
2. Wilbur Summers	236	1973-76
3. Brandon Brookfield	205	1991-94
4. Scott Marcus	196	1970-72
5. Cory Goettsche	192	2006-09
6. Klaus Wilmsmeyer	188	1988-91
7. Kirk Kennedy	184	1984-87
8. Mark Blasinsky	165	1980-81
9. Al MacFarlane	147	1963-65
10. Rich Pennella	135	1976-77

PUNT YARDAGE

Player	Yds	Years
1. Wilbur Summers	9,920	1973-76
2. Jeremy Borseth	9,853	1995-98
3. Brandon Brookfield	8,416	1991-94
4. Cory Goettsche	7,603	2006-09
5. Scott Marcus	7,495	1970-72
6. Klaus Wilmsmeyer	7,439	1988-91
7. Kirk Kennedy	6,954	1984-87
8. Mark Blasinsky	6,528	1980-81
9. Al MacFarlane	5,597	1963-65
10. Rich Pennella	5,322	1976-77

PUNT AVERAGE

Player	Avg	Years
1. Wilbur Summers	42.0	1973-76
2. Brandon Brookfield	41.4	1991-94
3. Jeremy Borseth	39.9	1995-98
4. Klaus Wilmsmeyer	39.6	1988-91
— Mark Blasinsky	39.6	1980-81
— Cory Goettsche	39.6	2006-09
7. Chris Sivori	39.5	1999-00
8. Rich Pennella	39.4	1976-77
9. Wade Tydlacka	38.9	2000-03
10. Scott Marcus	38.2	1970-72

KICKOFF RETURN YARDAGE

Player	Yds	Years
1. Zek Parker	2,558	1998-01
2. Keith Stephens	2,227	1986-88
3. Broderick Clark	2,200	2002-05
4. Trent Guy	1,980	2006-09
5. Walter Peacock	1,627	1972-75
6. Aaron Bailey	1,181	1992-93
7. Trent Guy	1,075	2006-09
8. Kevin Miller	1,059	1974-77
9. Ernest Givins	1,045	1984-85
10. Keith Humphries	947	1981-83

PUNT RETURN YARDAGE

Player	Yds	Years
1. Arnold Jackson	972	1997-00
2. Montrell Jones	729	2004-05
3. Herbie Phelps	594	1967-68
4. Damien Dorsey	508	1999-02
5. Keith Stephens	485	1986-88
6. Greg Campbell	431	1970-71
7. Kevin Miller	404	1974-77
8. Howard Stevens	402	1971-72
9. Joey Smith	382	1987-90
10. Jim Wagoner	364	1972-75

PUNT RETURNS

Player	Ret	Years
1. Arnold Jackson	100	1997-00
2. Montrell Jones	70	2004-05
3. Herbie Phelps	56	1967-68
4. Keith Stephens	54	1986-88
— Kevin Miller	54	1974-77
6. Rico Clark	50	1993-96
7. Jamie Perrin	43	1978-80
8. Greg Campbell	42	1970-71
9. Howard Stevens	38	1971-72
10. Damien Dorsey	33	1999-02

SEASON LEADERS

FIELD GOALS

Player	FG	Years
1. Art Carmody	21	2006
2. Ron Bell	15	1989
3. Art Carmody	14	2005
— Nate Smith	14	2003
5. Art Carmody	13	2007
— Nate Smith	13	2001
— Dave Betz	13	1989
8. Nate Smith	12	2002
— Art Carmody	12	2004
— David Akers	12	1995

FIELD GOAL PERCENTAGE

Player	FG Pct.	Years
1. Art Carmody (14-16)	.875	2005
2. Art Carmody (21-25)	.840	2006
3. Art Carmody (12-15)	.800	2004
4. Art Carmody (13-17)	.765	2007
— Dave Betz (13-17)	.765	1980
6. Nate Smith (13-18)	.722	2001
7. Danny Cerione (9-13)	.692	1986
8. K. Wilmsmeyer (10-15)	.667	1991
— Ron Bell (10-15)	.667	1988
10. Nate Smith (12-19)	.632	2002

PUNTS

Player	Punts	Years
1. Mark Blasinsky	89	1981
2. Wilbur Summers	83	1973
3. Wilbur Summers	81	1974
4. Scott Marcus	79	1971
5. Mark Blasinsky	76	1980
6. Rich Pennella	72	1977
— Wilbur Summers	72	1975
8. Jeremy Borseth	69	1996
9. Jeremy Borseth	68	1997
10. Cookie Brinkman	67	1969

PUNT YARDAGE

Player	Yds	Years
1. Mark Blasinsky	3,579	1981
2. Wilbur Summers	3,517	1973
3. Wilbur Summers	3,302	1974
4. Scott Marcus	3,175	1971
5. Wilbur Summers	3,101	1975
6. Mark Blasinsky	2,949	1980
7. Rich Pennella	2,878	1977
8. Jeremy Borseth	2,800	1996
9. Jeremy Borseth	2,746	1997
10. Brandon Brookfield	2,655	1994

PUNT AVERAGE

Player	Avg	Years
1. Wilbur Summers	43.0	1975
2. Klaus Wilmsmeyer	42.9	1990
3. Wilbur Summers	42.3	1973
4. Brandon Brookfield	41.7	1992
5. Brandon Brookfield	41.5	1994
6. Al MacFarlane	41.4	1965
7. Brent Moody	40.8	2004
8. Wilbur Summers	40.7	1974
9. Wade Tydlacka	40.6	2001
— Jeremy Borseth	40.6	1996

KICKOFF RETURN YARDAGE

Player	Yds	Years
1. Trent Guy	914	2009
2. Keith Stephens	901	1986
3. Broderick Clark	897	2002
4. Zek Parker	860	1999
5. Broderick Clark	821	2003
6. Ernest Givins	801	1985
7. Zek Parker	752	2000
8. Keith Stephens	737	1988
9. Antonio Roundtree	693	1997
10. Walter Peacock	633	1975

KICKOFF RETURNS

Player	KR	Years
1. Keith Stephens	42	1986
— Broderick Clark	42	2003
3. Trent Guy	37	2009
4. Zek Parker	35	1999
5. Eric Vaughn	34	1984
6. Keith Stephens	33	1988
7. Antonio Roundtree	32	1997
8. Broderick Clark	31	2002
9. Trent Guy	30	2007
10. Ernest Givins	29	1985
— Ken Robinson	29	1978



Special Teams Records

PUNT RETURN YARDAGE

Player	Yds	Years
1. Damien Dorsey	508	2002
2. Montrell Jones	418	2004
3. Joey Smith	382	1990
4. Howard Stevens	378	1972
5. Herbie Phelps	363	1967
6. Montrell Jones	311	2005
7. Kevin Miller	290	1977
8. Arnold Jackson	280	2000
9. Greg Campbell	267	1970
10. Arnold Jackson	261	1999
Keith Stephens	261	1986

PUNT RETURNS

Player	Att.	Years
1. Montrell Jones	40	2004
Herbie Phelps	40	1967
3. Damien Dorsey	33	2002
4. Rico Clark	32	1996
Kevin Miller	32	1977
6. Arnold Jackson	31	2000
Arnold Jackson	31	1998
Howard Stephens	31	1972
9. Montrell Jones	30	2005
10. Joey Smith	29	1990

GAME LEADERS

LONGEST FIELD GOALS

1. Klaus Wilmsmeyer vs. Virginia, 1989	52
Ron Bell vs. Va. Tech, 1988	52
Wilbur Summers vs. UTC, 1975	52
4. Wade Tydlacka vs. Connecticut, 2000	51
Jon Hilbert vs. UAB, 1999	51
David Akers vs. Texas A&M, 1994	51
Klaus Wilmsmeyer vs. Fla. St. 1991	51
Klaus Wilmsmeyer vs. Pitt, 1990	51
Art Carmody vs. Temple, 2006	51

LONGEST PUNTS

1. Cookie Brinkman vs. Tulsa, 1968	89
2. Klaus Wilmsmeyer vs. WVU, 1990	84
3. B. Brookfield vs. Tex. A&M, 1992	78
4. Cory Goettsche vs. Rutgers, 2008	73
5. Dave Betz vs. Indiana St., 1979	72
6. B. Brookfield vs. Wyoming, 1992	68
Kirk Kennedy vs. West Va., 1985	68
8. Klaus Wilmsmeyer vs. Memphis, 1990	67
9. B. Brookfield vs. Tex. A&M, 1993	66
10. Mark Blasinsky vs. Cincinnati, 1980	65

LONGEST KICKOFF RETURNS

1. Trent Guy vs. Kentucky, 2007	100
2. Jajuan Spillman vs. Rutgers, 2006	100
3. Broderick Clark vs. Kentucky, 2002	100
4. Zek Parker vs. Chattanooga, 1999	97
5. Trent Guy vs. Memphis, 2008	95
6. Keith Stephens vs. Tulane, 1987	95
7. Zek Parker vs. S. Miss, 1999	94
Earnest Givins vs. W. Kentucky, 1985	94
9. Earnest Givins vs. Indiana, 1985	93
10. Broderick Clark vs. Cincinnati, 2002	92

LONGEST PUNT RETURNS

1. Frank Minnifield vs. Temple, 1982	88
2. Arnold Jackson vs. Illinois, 1997	86
3. Keith Humphries vs. Marshall, 1981	83
4. Damien Dorsey vs. Army, 2002	81
5. Montrell Jones vs. Cincinnati, 2004	72
6. Aaron Bailey vs. Memphis, 1993	67
7. Trent Guy vs. USE, 2009	60
8. Trent Guy vs. Murray State, 2007	54
9. Trent Guy vs. West Virginia, 2006	40

LONGEST INTERCEPTION RETURNS

1. Don Harold vs. Cincinnati, 1975	95
Larry Ball vs. Marshall, 1969	95
3. A.J. Jacobs vs. Wichita St., 1974	85
Ken Day vs. Washington(Mo.), 1948	85
5. Anthony Bridges vs. Arizona St., 1993	79
Dan Bedarski vs. N. Texas St., 1966	79
7. Anthony Bridges vs. Pittsburgh, 1992	77
Michael Brown vs. Chattanooga, 1999	74
Cleo Walker vs. Tulsa, 1969	74
10. Dick Rager vs. Akron, 1948	72

CAREER LEADERS

ALL-PURPOSE YARDS

Player	Yds	Years
1. Walter Peacock	5,062	1972-75
2. Arnold Jackson	4,915	1997-00
3. Ralph Dawkins	4,530	1990-93
4. Zek Parker	4,529	1998-01
5. Howard Stevens	3,874	1971-72
6. Lenny Lyles	3,507	1954-57
7. Keith Stevens	3,467	1986-88
8. Deon Booker	3,458	1985-88
9. Trent Guy	3,447	2006-09
10. Nathan Poole	3,122	1975-78

TOTAL OFFENSE YARDS

Player	Yds	Years
1. Chris Redman	12,129	1996-99
2. Brian Brohm	10,819	2004-07
3. Dave Ragone	9,161	1999-02
4. Stefan LeFors	6,609	2001-04
5. Jay Gruden	6,564	1985-88
6. Jeff Brohm	5,830	1989-93
7. Ed Rubbert	4,979	1983-86
8. Marty Lowe	4,683	1991-95
9. Browning Nagle	4,482	1989-90
10. Benny Russell	4,363	1964-66

PLAYS

Player	Plays	Years
1. Chris Redman	1,846	1996-99
2. Dave Ragone	1,506	1999-02
3. Brian Brohm	1,352	2004-07
4. Jay Gruden	1,236	1985-88
5. Ed Rubbert	964	1983-86
6. Marty Lowe	904	1991-95
7. John Madeya	903	1970-72
8. Dean May	842	1980-83
9. Walter Peacock	812	1972-75
10. Benny Russell	796	1964-66

SCORING

Player	Points	Years
1. Art Carmody	433	2004-07
2. Lenny Lyles	300	1954-57
3. Nate Smith	275	2000-03
4. Michael Bush	228	2003-06
5. David Akers	213	1993-96
6. Ibn Green	198	1996-99
7. Arnold Jackson	196	1997-00
8. Ron Bell	190	1987-90
9. Eric Shelton	180	2003-04
Jon Hilbert	180	1996-99
Howard Stevens	180	1971-72

EXTRA POINTS CONVERTED

Player	Points	Years
1. Art Carmody	253	2004-07
2. Nate Smith	143	2000-03
3. Jon Hilbert	113	1996-99
4. David Akers	111	1993-96
5. Wilbur Summers	84	1973-76
6. Pete Compise	76	1966-68
7. Ron Bell	64	1987-90
8. Phil Ellis	51	1981-84
Matt Mager	51	1977-79
10. Pedro Posadas	45	1976-77



Broderick Clark



Special Teams Records



EXTRA POINTS PERCENTAGE

Player	Pct.	Years
1. Art Carmody (253-255)	.992	2004-07
2. Nate Smith (143-147)	.972	2000-03
3. Phil Ellis (51-54)	.944	1981-84
4. Jon Hilbert (113-120)	.942	1996-99
5. David Akers (111-119)	.933	1993-96
6. Wilbur Summers (84-91)	.923	1973-76
7. Pedro Posadas (45-52)	.865	1976-77
8. Matt Mager (51-59)	.864	1977-79
Pete Compise (76-88)	.864	1966-68
10. Ron Bell (64-76)	.842	1987-90

**SEASON LEADERS
ALL-PURPOSE YARDS**

Player	Yds	Years
1. Howard Stevens	2,133	1972
2. Walter Peacock	1,834	1973
3. Howard Stevens	1,744	1971
4. Ernest Givins	1,736	1985
5. Walter Peacock	1,684	1975
6. Frank Moreau	1,574	1999
7. Arnold Jackson	1,545	1998
8. Keith Stephens	1,514	1988
9. Arnold Jackson	1,507	1999
10. Trent Guy	1,474	2009

TOTAL OFFENSE

Player	Yds	Years
1. Chris Redman	4,009	1998
2. Brian Brohm	3,978	2007
3. Stefan LeFors	3,550	2003
4. Chris Redman	3,537	1999
5. Dave Ragone	3,128	2002
6. Dave Ragone	3,122	2001
7. Brian Brohm	3,094	2006
8. Chris Redman	2,958	1997
9. Stefan LeFors	2,929	2004
10. Dave Ragone	2,873	2000

PLAYS

Player	Plays	Years
1. Chris Redman	532	1999
2. Brian Brohm	530	2007
3. Chris Redman	492	1997
4. Dave Ragone	475	2001
5. Dave Ragone	455	2000
6. Jay Gruden	453	1987
7. Jay Gruden	438	1988
8. Stefan LeFors	428	2003
9. Benny Russell	427	1966
10. Jeff Brohm	396	1992

SCORING

Player	Points	Years
1. Michael Bush	144	2005
2. Lenny Lyles	132	1957
3. Art Carmody	123	2006
4. Eric Shelton	120	2004
5. Leroy Collins	116	1997
6. Art Carmody	113	2004
7. Art Carmody	105	2005
8. Frank Moreau	102	1999
Howard Stevens	102	1972
10. Nathan Poole	96	1978

EXTRA POINTS CONVERTED

Player	Points	Years
1. Art Carmody	77	2004
2. Art Carmody	63	2005
3. Art Carmody	60	2006
4. Art Carmody	53	2007
5. Nate Smith	52	2002
6. Jon Hilbert	50	1998
Nate Smith	50	2003
8. Nate Smith	40	2002
Jon Hilbert	40	1999
10. Nate Smith	39	2001

EXTRA POINTS CONVERTED PCT.

Player	Pct.	Years
1. Art Carmody (77-77)	1.000	2004
Art Carmody (60-60)	1.000	2006
Art Carmody (53-53)	1.000	2007
Wade Tydlacka (31-31)	1.000	2000
Ryan Payne (22-22)	1.000	2008
5. Nate Smith (40-41)	.976	2002
6. Nate Smith (39-40)	.975	2001
7. Art Carmody (63-65)	.969	2005
8. Pete Compise (27-28)	.964	1966
9. David Akers (26-27)	.963	1994
10. Jon Hilbert (23-24)	.958	1997



Dave Ragone



Art Carmody

**GAME LEADERS
TOTAL OFFENSE**

1. Chris Redman vs. East Carolina, 1998	578
2. Stefan LeFors vs. TCU, 2003	493
3. Chris Redman vs. Memphis, 1998	491
4. Benny Russell vs. Drake, 1966	472
5. Chris Redman vs. Cincinnati, 1998	471

PLAYS

1. Chris Redman vs. S. Illinois, 1996	71
---------------------------------------	----

SCORING

1. Roger Black vs. Washington, 1912	40
-------------------------------------	----

FIELD GOAL ATTEMPTS

1. Nate Smith vs. TCU, 2003	5
-----------------------------	---

FIELD GOAL CONVERTED

1. Nate Smith vs. Houston, 2000	4
Art Carmody vs. Pittsburgh, 2005	4

EXTRA POINT ATTEMPTS

1. Art Carmody vs. Murray State, 2007	10
Art Carmody vs. Cincinnati, 2004	10

EXTRA POINT CONVERTED

1. Art Carmody vs. Murray State, 2007	10
Art Carmody vs. Cincinnati, 2004	10



100-Yard Receiving Games

Harry Douglas	223	Kentucky	2007
Ibn Green	214	ECU	1998
Harry Douglas	205	Syracuse	2007
Arnold Jackson	194	Illinois	1999
Deion Branch	194	Cincinnati	2000
Miguel Montano	194	S. Miss	1996
Mark Clayton	193	Tennessee St.	1982
Zek Parker	184	Kentucky	2001
Arnold Jackson	182	Army	1998
Mark Clayton	179	Memphis	1982
Aaron Bailey	175	Memphis	1993
Mario Urrutia	175	Oregon St.	2005
Deion Branch	174	Illinois	2001
Arnold Jackson	174	Cincinnati	1999
Lavell Boyd	173	Houston	1999
Ibn Green	166	Memphis	1999
Harry Douglas	165	Wake Forest	2006
Deion Branch	161	ECU	2001
Arnold Jackson	161	S. Miss	1999
Carl Williams	160	WKU	1983
Zek Parker	159	Memphis	1998
Mark Clayton	159	Richmond	1982
Damien Dorsey	158	ECU	2002
Ibn Green	153	Army	1999
J.R. Russell	153	Army	2003
Joey Hamilton	152	Akron	1987
Mark Clayton	152	Okl. St.	1982
Ibn Green	151	Illinois	1997
Harry Douglas	149	UConn	2006
Miguel Montano	148	Cincinnati	1997
Ernest Givins	148	SMU	1984
Joshua Tinch	148	Houston	2004
Deion Branch	147	Houston	2001
Lavell Boyd	146	Tulane	1998
Scott Long	146	S. Miss	2009
J.R. Russell	146	Memphis	2004
Mario Urrutia	144	Pittsburgh	2006

Jamie Asher	144	Army	1994
J.R. Russell	144	Miami	2003
Coswell Sims	142	Tulane	1995
Eric Vaughn	139	Memphis	1986
Miguel Montano	136	Tulane	1995
Mark Clayton	135	Miami (Fla.)	1982
Mario Urrutia	134	MTSU	2006
Deion Branch	134	Memphis	2001
Lionel Gates	134	TCU	2003
Scott Long	134	USF	2008
Deion Branch	133	TCU	2001
Arnold Jackson	133	Cincinnati	1998
Harry Douglas	132	Pittsburgh	2006
Arnold Jackson	132	Tulane	1998
Ibn Green	132	Kentucky	1998
Deion Branch	131	E. Carolina	2000
Joshua Tinch	131	W. Virginia	2005
Miguel Montano	130	Penn State	1997
Dontay Spillman	128	Army	2002
Ibn Green	128	N. Carolina	1996
Ernest Givins	128	Houston	1984
James Jones	127	W. Virginia	1985
Arnold Jackson	126	W. Kentucky	1998
Gary Barnidge	126	MTSU	2007
Damien Dorsey	125	TCU	2002
Ronnie Ghent	123	Florida State	2000
Deion Branch	123	Kentucky	2000
Arnold Jackson	123	Kentucky	1998
Broderick Clark	122	Army	2004
Lavell Boyd	120	Oklahoma	1999
Ibn Green	120	W. Kentucky	1998
Arnold Jackson	120	BC	1998
Arnold Jackson	120	Utah	1997
Kevin Cook	120	Navy	1993
Joey Hamilton	120	Tulsa	1987
Mark Clayton	119	Toledo	1981
Arnold Jackson	119	Houston	1999

J.R. Russell	119	TCU	2003
Doug Beaumont	119	Kansas St.	2008
Charles Sheffield	118	Kentucky	1999
Arnold Jackson	118	S. Miss	1997
Eric Broomfield	118	Kansas	1989
Montrell Jones	118	Cincinnati	2005
Ronnie Ghent	117	S. Miss	2000
Ibn Green	117	Cincinnati	1998
John Bell	117	Pittsburgh	1994
Tony Cummings	117	Cincinnati	1990
Harry Douglas	116	W. Virginia	2006
Deion Branch	116	Tulane	2001
Deion Branch	116	Connecticut	2000
David Hatfield	116	Murray State	1984
Carwell Gardner	115	Syracuse	1989
Carwell Gardner	115	S. Miss	1989
Keith Stephens	115	Tulane	1988
Arnold Jackson	114	Tulane	1997
Mario Urrutia	113	W. Virginia	2006
Miguel Montano	113	Oklahoma	1997
Jamie Asher	113	W. Virginia	1993
Gary Barnidge	112	USF	2006
J.R. Russell	111	USF	2004
J.R. Russell	111	Houston	2003
J.R. Russell	111	Cincinnati	2003
Mark Clayton	110	Indiana St.	1982
Deion Branch	109	N. Mexico St.	2001
Danny Thomas	109	Houston	1985
Arnold Jackson	108	Memphis	1999
Miguel Montano	108	East Carolina	1997
Jamie Asher	108	Navy	1994
Jamie Asher	107	Kentucky	1994
Jamie Asher	107	Navy	1993
Eric Vaughn	107	W. Virginia	1986
J.R. Russell	107	TCU	2004
Dontay Spillman	106	Colorado St.	2002
Danny Thomas	106	E. Kentucky	1985
Doug Beaumont	106	Connecticut	2008
Lavell Boyd	105	S. Miss	1998
Ralph Dawkins	105	San Jose St.	1993
Miguel Montano	105	Tulane	1996
Miguel Montano	104	North Texas	1995
Ernest Givins	104	Murray State	1984
Charles Sheffield	103	Tulane	1998
Arnold Jackson	103	Utah	1998
Miguel Montano	103	N. Illinois	1995
David Hatfield	103	Va. Tech	1983
J.R. Russell	103	Tulane	2004
Rico Williams	102	Tulane	1997
Greg Brohm	102	Tulsa	1992
Tony Cummings	102	Tulsa	1989
Ernest Givins	102	Rutgers	1984
Aaron Bailey	101	Tennessee	1993
J.R. Russell	101	E. Carolina	2004
Ibn Green	100	Cincinnati	1999
Mark Clayton	100	Florida State	1982
Rodney Knighton	100	Purdue	1987
Eric Vaughn	100	Tulane	1986
Mark Clayton	100	Temple	1982



Harry Douglas



Joshua Tinch



Team Records

Most Wins

Season..... 2006 (12-1)

Most Consecutive Wins

Season..... 10, 10/3/25-10/9/26

Most Conference Wins

Conference USA.....2004 (8-0)
BIG EAST.....6-1 (2006)

Most Consecutive Conference Wins

Season..... 10, 11/22/03-12/4/04

Most Consecutive Losses

Season.....10, 10/1-83-9/15/84
..... 10, 9/20/97-9/12/98

Most Consecutive Conference Losses

Season.....7, 11/16/96-11/15/97

Largest Winning Margin

Game..... 100, vs. Washington (TN), 1913

Largest Losing Margin

Game..... 105, vs. Murray State, 1932

Largest Come-From-Behind Victories

Game..... 105, vs. Murray State, 1932

Margin of Victory

Game..... 105, vs. Murray State, 1932

LONGEST PLAYS

- Rush: 93, Ken Porco vs. Eastern Kentucky, 1958
- Pass: 94, B. Karns to G. Sartini vs. Wash&Lee, 1950
- Punt Return: 96, G. Campbell vs. Memphis, 1970
- Field Goal: 52, Nate Smith vs. UAB, 2002
- 52, Klaus Wilmsmeyer vs. Virginia, 1989
- 52, Ron Bell vs. Va. Tech, 1988
- 52, Wilbur Summers vs. Chattanooga, 1975
- Kick Return: 100, Six Times
- Int Return: 95, Don Harold vs. Cincinnati, 1975
- 95, Larry Ball vs. Marshall, 1969

FIRST DOWNS

Game..... 39 vs. East Carolina, 1998
Season.....323 (2004 - 12 games)

Most First Downs Rushing

Game.....24 vs. South Dakota St., 1978
Season..... 145, 2004

Most First Downs Passing

Season.....199, 1998

Team Single-Game Highs

vs. East Carolina, 1998 39
vs. Syracuse, 2007 37

PENALTIES

Most Penalties

Game..... 18 vs. Tulane, 2000
..... 18 vs. Connecticut, 2000
..... 18 vs. Cincinnati, 1998
Season.....134, 2002

Most Penalty Yards

Game..... 226, vs. Cincinnati, 1987

Season.....1,192, 2002

Fewest Penalties

Season..... 30, 1961

Fewest Penalty Yards

Season.....299, 1961

FUMBLES

Most Fumbles

Game.....11, vs. Cincinnati, 1970

Most Fumbles Lost

Game..... 7 vs. Wayne State, 1954
..... 7 vs. Buffalo, 1950

RUSHING

Most Attempts

Game.....68, vs. Wichita State, 1978
Season.....685, 1977

Fewest Rushing Attempts

Game..... 15 vs. Tulane, 1987
Season.....301, 1964

Most Net Yards

Game.....475 vs. Morehead State, 1957
Season.....3,005, 2004

Fewest Net Yards

Game..... -38 vs. Rutgers, 1986
Season.....459, 1964

Highest Average Per Rush

Game..... 11.5 vs. Cincinnati, 2004
Season..... 5.6 2004

Most Touchdowns

Game..... 14 vs. Washington (TN), 1913
Season..... 47, 2004

PASSING

Most Attempts

Game.....67 vs. Cincinnati, 1997
Season.....515, 1998

Fewest Passing Attempts

Game..... 0 many times
Season..... 178, 1987

Most Net Yards

Game.....615 vs. East Carolina, 1998
Season.....4,498, 1998

Fewest Net Yards

Game.....0 vs. Indiana State, 1939
Season.....719, 1976

Highest Completion Pct.

Game..... 90.9 vs. Memphis, 1963
Season.....71.3, 2004

Most Touchdown Passes

Game..... 6, vs. Oregon State, 2005
..... 6, vs. East Carolina, 1998
Season..... 33, 1998

TOTAL OFFENSE

Most Plays

Game..... 97 vs. Marshall, 1970
Season.....6,468, 2004

Most Net Yards

Game..... 775, vs. Houston 2004
Season.....6,468, 2004

Fewest Net Yards

Game..... -6 vs. Vanderbilt, 1941
Season.....1,989, 1964

Highest Avg. Per Play

Game..... 11.1 vs. Oregon State, 20005
Season..... 7.2, 2004

PUNTS

Most Punts

Game..... 13 vs. Cincinnati, 1967
Season..... 89, 1991

Best Average

Game..... 53.5 vs. West Texas State, 1973
Season.....43.0, 1975

MOST RETURNS

Most Punt Returns

Game..... 9 vs. Cincinnati, 1967
Season..... 55, 1967

Most Kickoff Returns

Game..... 9 vs. Rutgers, 2008
..... 9 vs. South Florida, 2007
..... 9 vs. Cincinnati, 1967
Season..... 66, 2007

MOST INTERCEPTIONS

Most Interceptions

Game..... 6 vs. North Texas, 1966
..... 6 vs. Central Michigan, 1957

MOST SACKS

Most Sacks

Game..... 10 vs. Grambling, 2000
..... 10 vs. North Carolina, 1996

Louisville in Overtime Games (3-3)

Date	Opponent	Result	OT	Winning Score
Oct. 15, 2005	West Virginia	L, 44-46	Three	1-yd run by Steve Slaton
Oct. 4, 2003	South Florida	L, 28-31	Two	26-yd field goal by S. Grammatica
Nov. 14, 2002	Southern Mississippi	W, 20-17	One	27-yd field goal by Nate Smith
Sept. 26, 2002	Florida State	W, 26-20	One	25-yd run by Henry Miller
Sept. 2, 2000	Kentucky	W, 40-34	One	25-yd run by Tony Stallings
Oct. 7, 1999	Army	L, 52-59	One	7-yd run by Joe Gerena



MOST FUMBLES

Most Fumbles

Game.....11 vs. Cincinnati, 1970

Most Fumbles Lost

Game.....7 vs. Wayne State, 1954

.....7 vs. Buffalo, 1950

Opponent Highs

Most Rushing Attempts

Game.....76 vs. Mississippi State, 1979

Most Rushing Yards

Game.....480 vs. Army, 1999

Most Passing Attempts

Game.....72 vs. Tulane, 2000

Most Passing Completions

Game.....43 vs. Tulane, 2000

Most Passing Yards

Game.....571 vs. Kentucky, 1998

Most Touchdown Passes

Game.....8 vs. Kentucky, 1998

Most Total Plays

Game.....101 vs. Indiana, 1985

Most Total Offense

Game.....801 vs. Kentucky, 1998

Most Points

Game.....105 vs. Murray State, 1932

Most Touchdowns

Game.....16 vs. Murray State, 1932

Most First Downs

Game.....37 vs. Kentucky, 1998

Most Fumbles

Game.....8 vs. NC State, 1994

Most Fumbles Lost

Game.....6 vs. NC State, 1994

Opponent Individual Highs

Most Rushing Yards

Game..269, Michael Wallace, Army, 1999

Most Passing Yards

Game.....498, Tim Couch, Kentucky, 1998

Most Pass Completions

Game.....36, Tim Couch, Kentucky, 1998

Most Receptions

Game.....15, Howard Twilley, Tulsa, 1965

Most Receiving Yards

Game.254, Tom Rossley, Cincinnati, 1968

Most Touchdown Passes

Game.....8 vs. Kentucky, 1998

Most Total Plays

Game.....101 vs. Indiana, 1985

Most Total Offense

Game.....801 vs. Kentucky, 1998

Most Points

Game.....105 vs. Murray State, 1932

Most Touchdowns

Game.....16 vs. Murray State, 1932

Most First Downs

Game.....37 vs. Kentucky, 1998

Most Fumbles

Game.....8 vs. NC State, 1994

Most Fumbles Lost

Game.....6 vs. NC State, 1994

SHUTOUTS BY LOUISVILLE

62-0	Temple	2006
34-0	North Carolina	2004
28-0	Kentucky	2004
52-0	Grambling	2000
39-0	NE La.	1995
31-0	Maryland	1995
28-0	Tulsa	1993
28-0	Navy	1993
68-0	Murray State	1990
35-0	Richmond	1982
36-0	Marshall	1981
20-0	Cincinnati	1980
56-0	Marshall	1977
33-0	Tulsa	1977
38-0	Northern Illinois	1977
27-0	Drake	1972
17-0	Memphis	1972
34-0	Kent State	1972
17-0	Tulsa	1971
0-0	Vanderbilt	1971
26-0	S. Illinois	1967
34-0	Dayton	1965
13-0	S. Illinois	1965
21-0	Dayton	1962
18-0	Marshall	1962
20-0	Kent State	1961
20-0	W. Kentucky	1961
44-0	W. Kentucky	1960
7-0	Marshall	1960
36-0	Dayton	1960
28-0	Murray State	1959
19-0	W. Kentucky	1959
21-0	Kent State	1958
27-0	Murray State	1958
40-0	Central Michigan	1957
20-0	W. Kentucky	1955
72-0	Wayne State	1955
24-0	Morehead St.	1954
13-0	Akron	1948
20-0	St. Joseph's	1948
23-0	SE La.	1947
37-0	DePauw	1947
20-0	Georgetown	1946
20-0	Georgetown	1946
19-0	Wittenberg	1946

LOUISVILLE SHUTOUT

0-32	Florida State	2000
0-19	Arizona State	1992
0-40	Tulsa	1991
0-25	Cincinnati	1987
0-41	Rutgers	1986
0-21	Indiana	1986
0-23	Illinois	1986
0-48	Syracuse	1985
0-31	Virginia Tech	1983
0-48	Southern Miss	1982
0-24	Cincinnati	1981
0-17	Florida State	1981
0-13	Florida	1980
0-52	Florida State	1980
0-27	Florida State	1979
0-34	Rutgers	1976
0-44	Vanderbilt	1974
0-0	Vanderbilt	1971
0-34	Memphis	1964
0-58	Tulsa	1964
0-22	North Texas	1964
0-25	Memphis	1963
0-49	Memphis	1962
0-29	Xavier	1960
0-7	Kent	1956
0-13	Wayne State	1954
0-41	Cincinnati	1953
0-59	Florida State	1953
0-20	Dayton	1952
0-38	Cincinnati	1951
0-26	Miami (Fla.)	1949



Kerry Rhodes



50-Point Games

Pts.	Opponent, Year	Score
100	Wash. (TN), 1913	100-0
79	Ogden, 1926	79-0
77	Moore's Hill, 1913	77-0
73	Hanover, 1912	73-0
73	Murray State, 2007	73-10
72	E. Kentucky, 1928	72-0
70	Cincinnati, 2004	70-7
69	North Carolina, 2005	69-14
68	Murray State, 1990	68-0
66	Houston, 2003	66-45
66	Drake, 1966	66-26
65	Houston, 2004	65-27
63	Murray State, 2007	73-10
63	Oregon State, 2005	63-27
63	W. Kentucky, 1998	63-34
63	East Carolina, 1998	63-45
62	Temple, 2006	62-0
62	Cincinnati, 1998	62-19
61	Florida Atlantic, 2005	61-10
59	East Carolina, 2004	59-7
59	Kentucky, 2006	59-28
58	M. Tennessee, 2007	58-42
58	Chattanooga, 1999	58-30
57	North Texas, 1995	57-14
56	Kentucky, 1999	56-28
56	Memphis, 2004	56-49
56	Rutgers, 2005	56-5
56	North Texas, 1972	56-6
55	W. Kentucky, 1989	55-7
55	TCU, 2004	55-7
55	Tulane, 2004	55-7
54	Memphis, 1993	54-28
54	South Dakota, 1978	54-7
52	Grambling, 2000	52-0
52	Tulane, 2001	52-7
52	Army, 2004	52-21
52	Boston College, 1998	52-28
52	Army, 1999	52-59
52	E. Kentucky, 1930	52-0
51	NW Louisiana, 1978	51-7

Most Points Allowed

Pts.	Opponent, Year	Score
105	Murray State, 1932	0-105
70	Chattanooga, 1928	0-70
68	Vanderbilt, 1941	0-68
68	Kentucky, 1998	34-68
66	Marshall, 1932	0-66
65	Southern Miss, 1987	6-65
64	Tulane, 1997	33-64
63	Rutgers, 2008	14-63
63	Kentucky, 1922	0-63
61	Butler, 1931	6-61
59	Army, 1999	52-59
59	Centenary, 1927	2-59
59	Florida State, 1953	0-59
59	Tennessee, 1953	6-59
58	W. Kentucky, 1932	0-58

57	Penn State, 1997	21-57
56	Southern Miss, 1998	21-56
55	South Florida, 2007	55-17
55	Southern Miss, 1952	26-55
55	Alabama, 1977	6-55
55	Temple, 1982	14-55
54	Florida State, 1986	18-54
54	Murray State, 1933	6-54
52	Florida State, 1980	0-52
52	West Virginia, 1985	13-52

Margin of Victory

Pts.	Opponent, Year	Score
100	Wash. (TN), 1913	100-0
79	Ogden, 1926	79-0
77	Moore's Hill, 1913	77-0
73	Hanover, 1912	73-0
72	E. Kentucky, 1928	72-0
68	Murray State, 1990	68-0
63	Murray State, 2007	73-10
63	Cincinnati, 2004	70-7
62	Temple, 2006	62-0
55	North Carolina, 2005	69-14
52	East Carolina, 2004	59-7
52	Grambling, 2000	52-0
52	E. Kentucky, 1930	52-0
51	Florida Atlantic, 2005	61-10
51	Rutgers, 2005	56-5
50	North Texas, 1972	56-6
48	W. Kentucky, 1989	55-7
48	TCU, 2004	55-7
48	Tulane, 2004	55-7
47	South Dakota, 1978	54-7
45	Tulane, 2001	52-7
44	NW Louisiana, 1978	51-7

Margin of Defeat

Pts.	Opponent, Year	Score
105	Murray St., 1932	0-105
70	Chattanooga, 1928	0-70
68	Vanderbilt, 1941	0-68
66	Marshall, 1932	0-66
63	Kentucky, 1922	0-63
59	Florida State, 1953	0-59
59	Southern Miss, 1987	6-65
58	W. Kentucky, 1932	0-58
57	Centenary, 1927	2-59
55	Butler, 1931	6-61
53	Tennessee, 1953	6-59
52	Florida State, 1980	0-52
49	Alabama, 1977	6-55
48	Murray State, 1933	6-54

Combined Score

Pts.	Opponent, Year	Score
111	Houston, 2003	66-45
111	Army, 1999	52-59
108	East Carolina, 1998	63-45
105	Murray State, 1932	0-105
105	Memphis, 2004	56-49
102	Kentucky, 1998	34-68
100	Wash. (TN), 1913	100-0
100	M. Tennessee, 2007	58-42
97	Tulane, 1997	33-64
92	Houston, 2004	65-27
90	West Virginia, 2005	44-46
90	Oregon State, 2005	63-27
88	Chattanooga, 1998	58-30

Points in a quarter

Pts.	Opponent, Year	Qtr
30	Houston, 2004	4
28	Memphis, 2008	2
28	Murray State, 2007	1
28	M. Tennessee, 2007	1
28	Temple, 2006	2
28	Oregon State, 2005	2
28	Rutgers, 2005	3
28	East Carolina, 2004	3
28	W. Kentucky, 1998	2
28	East Carolina, 1997	2
28	Murray State, 1990	2
27	Florida Atlantic, 2005	3
27	Cincinnati, 1998	3
27	North Texas, 1995	3
24	North Carolina, 2005	2
24	TCU, 2004	1
24	Grambling, 2000	2
24	Boston College, 1998	2

Points in a half

Pts.	Opponent, Year	Half
49	Murray State, 2007	1
42	Temple, 2006	1
42	Cincinnati, 2004	1
41	Florida Atlantic, 2005	2
41	Cincinnati, 1998	2
40	Murray State, 1990	1
37	Houston, 2004	2
35	Rutgers, 2005	2
35	Oregon State, 2005	1
35	Chattanooga, 1999	2
35	East Carolina, 1998	1
34	Houston, 2003	1

Year-By-Year Leaders

**RUSHING**

Year	Name	Att	Yds	TD
2009	Victor Anderson	89	473	5
2008	Victor Anderson	183	1,047	8
2007	Anthony Allen	146	696	7
2006	Kolby Smith	154	862	7
2005	Michael Bush	205	1,143	23
2004	Eric Shelton	146	938	20
2003	Lionel Gates	144	817	11
2002	Henry Miller	139	594	12
2001	T.J. Patterson	118	576	7
2000	Tony Stallings	181	810	6
1999	Frank Moreau	233	1,289	17
1998	Leroy Collins	218	1,134	19
1997	Frank Moreau	120	573	5
1996	Donnell Gordon	115	482	3
1995	Calvin Arrington	255	1,016	10
1994	Anthony Shelman	241	1,084	15
1993	Ralph Dawkins	129	579	3
1992	Anthony Shelman	85	418	5
1991	Ralph Dawkins	154	622	2
1990	Ralph Dawkins	121	542	5
1989	Carwell Gardner	139	595	7
1988	Deon Booker	217	1,011	9
1987	Deon Booker	135	671	4
1986	Deon Booker	112	537	5
1985	John Adams	140	514	7
1984	Ron Davenport	130	501	6
1983	Willie Shelby	107	447	2
1982	Ron Davenport	120	526	5
1981	Don Craft	136	475	5
1980	Don Craft	140	687	5
1979	Greg Hickman	150	648	4
1978	Nathan Poole	212	1,394	15
1977	Calvin Prince	218	1,050	13
1976	Calvin Prince	213	1,028	10
1975	Walter Peacock	262	1,013	6
1974	Walter Peacock	237	827	2
1973	Walter Peacock	290	1,294	8
1972	Howard Stevens	259	1,294	13
1971	Howard Stevens	250	1,429	12
1970	Bill Gatti	207	981	
1969	Lee Bougess	267	1,064	6
1968	Herbie Phelps	96	468	16
1967	Wayne Patrick	155	582	10
1966	Benny Russell	117	273	3
1965	Wayne Patrick	99	428	3
1964	Ron Hall	86	301	1
1963	Larry Compton	69	199	2
1962	Lee Calland	125	650	8
1961	Lee Calland	108	600	6
1959	Ernie Green	114	510	na
1958	Ken Porco	107	561	7
1957	Lenny Lyles	177	1,207	20
1956	Lenny Lyles	119	610	7
1955	Lenny Lyles	101	780	11
1954	John Sowa	47	259	3
1953	Mike McDonald	67	336	2
1951	Jim Williams	138	642	5
1950	Jim Williams	126	693	4
1949	Tom Lucia	115	800	na
1948	Tom Lucia	87	659	6
1947	Tom Lucia	43	407	5

PASSING

Year	Name	Att	Com	Int	Yds	TD
2009	Adam Froman	185	111	5	1,354	6
2008	H. Cantwell	377	221	16	2,493	16
2007	Brian Brohm	473	308	12	4,024	30
2006	Brian Brohm	313	199	5	3,049	16
2005	Brian Brohm	301	207	5	2,883	19
2004	Stefan LeFors	257	189	3	2,596	20
2003	Stefan LeFors	357	219	10	3,145	17
2002	Dave Ragone	441	237	11	2,880	24
2001	Dave Ragone	383	231	7	3,056	23
2000	Dave Ragone	354	216	11	2,621	27
1999	Chris Redman	489	317	13	3,647	29
1998	Chris Redman	473	309	15	4,042	29
1997	Chris Redman	445	261	14	3,079	18
1996	Chris Redman	272	144	9	1,773	8
1995	Marty Lowe	350	195	5	2,268	16
1994	Marty Lowe	319	186	17	2,091	9
1993	Jeff Brohm	304	185	9	2,626	20
1992	Jeff Brohm	297	155	12	2,008	9
1991	Erik Watts	260	115	16	1,294	6
1990	B. Nagle	263	146	11	2,150	16
1989	B. Nagle	334	187	10	2,503	16
1988	Jay Gruden	382	224	18	2,605	17
1987	Jay Gruden	397	209	21	2,481	17
1986	Ed Rubbert	210	103	5	1,304	4
1985	Ed Rubbert	256	120	12	1,475	5
1984	Ed Rubbert	363	184	28	2,465	18
1983	Dean May	263	139	8	1,609	6
1982	Dean May	311	141	15	2,034	17
1981	Dean May	105	41	7	589	4
1980	Pat Patterson	167	69	9	933	2
1979	Stu Stram	118	52	10	806	3
1978	Stu Stram	149	70	6	929	8
1977	Stu Stram	78	36	2	455	5
1976	Stu Stram	93	36	5	394	1
1975	John Darling	137	66	5	946	3
1974	Len DePaola	97	32	4	428	6
1973	Len DePaola	168	73	8	808	2
1972	John Madeya	301	146	17	1,709	16
1971	John Madeya	201	97	11	1,045	7
1970	John Madeya	244	121	16	1,750	11
1969	Gary Inman	182	78	17	843	12
1968	Wally Oyler	240	112	19	1,410	6
1967	Wally Oyler	192	83	13	1,039	5
1966	Benny Russell	310	142	12	2,016	14
1965	Benny Russell	246	115	na	1,791	11
1964	T. LaFramboise	242	122	na	1,380	4
1963	T. LaFramboise	204	104	13	1,205	8
1962	John Giles	181	90	na	1,222	8
1961	John Giles	172	78	17	1,209	9
1957	Dale Orem	56	26	3	483	4
1956	Bob Williams	67	28	8	699	3
1955	Bob Williams	25	13	1	361	5
1954	Jim Houser	86	39	6	560	0
1953	Johnny Unitas	95	49	na	470	3
1952	Johnny Unitas	198	106	na	1,540	12
1951	Johnny Unitas	99	46	5	602	9
1950	Bill Karns	50	27	na	517	5
1947	Frank Gitschier	47	31	na	422	0

RECEIVING

Year	Name	Rec	Yds	TD	Avg
2009	Scott Long	53	727	2	13.7
2008	Doug Beaumont	62	750	0	12.1
2007	Harry Douglas	71	1,159	7	16.3
2006	Harry Douglas	70	1,265	6	18.1
2005	Joshua Tinch	67	855	4	12.8
2004	J.R. Russell	73	968	7	13.3
2003	J.R. Russell	75	1,213	8	16.2
2002	Damien Dorsey	52	753	7	14.5
2001	Deion Branch	72	1,188	9	16.5
2000	Deion Branch	71	1,016	9	14.3
1999	Arnold Jackson	101	1,209	9	12.0
1998	Arnold Jackson	90	1,165	10	12.9
1997	Miguel Montano	67	875	1	13.1
1996	Miguel Montano	48	602	1	12.5
1995	Miguel Montano	50	694	3	13.9
1994	Jamie Asher	70	794	1	11.3
1993	Jamie Asher	52	658	3	12.7
1992	Ralph Dawkins	43	506	3	11.8
1991	Ralph Dawkins	44	297	2	6.8
1990	A.Cummings	28	473	10	16.8
1989	Carwell Gardner	46	614	5	13.3
1988	Deon Booker	41	391	3	9.5
1987	Rodney Knighton	43	409	6	9.5
1986	Eric Vaughn	34	697	4	20.5
1985	Ernest Givins	34	577	4	17.0
1984	Ernest Givins	33	689	4	20.9
1983	David Hatfield	49	543	2	11.1
1982	Mark Clayton	53	1,112	6	21.0
1981	Mark Clayton	27	596	3	22.1
1980	Ken Robinson	26	401	0	15.4
1979	Randy Butler	20	347	3	17.3
1978	Ken Robinson	29	534	6	18.4
1977	Marc Mitchell	24	358	4	14.9
1976	Marc Mitchell	15	147	1	9.8
1975	Tony Smith	26	382	1	14.7
1974	Kevin Miller	25	361	2	14.7
1973	Dale Kaminski	18	262	0	14.6
1972	Gary Barnes	52	655	4	12.6
1971	Tony Burdock	33	361	1	10.9
1970	Cookie Brinkman	48	647	4	13.5
1969	Cookie Brinkman	25	357	5	14.3
1968	Larry Hart	25	375	3	15.0
	Rick Getch	25	315	1	12.6
1967	Jim Zamberlan	45	559	4	12.4
1966	Jim Zamberlan	59	747	4	12.7
1965	Al MacFarlane	35	524	4	15.0
1964	Roger Whitehead	33	370	0	11.2
1963	Charlie Mudd	25	367	4	14.7
1962	D.Hockensmith	32	408	3	12.8
1961	D.Hockensmith	20	392	6	19.6



TOTAL OFFENSE

Year	Name	Ru	Pa	Pl	Tot
2009	Adam Froman	78	1,354	246	1,432
2008	H. Cantwell	-115	2,493	416	2,378
2007	Brian Brohm	-46	4,024	530	3,978
2006	Brian Brohm	45	3,049	360	3,094
2005	Brian Brohm	-36	2,883	342	2,847
2004	Stefan LeFors	333	2,596	328	2,929
2003	Stefan LeFors	405	3,145	428	3,128
2002	Dave Ragone	248	2,880	248	3,128
2001	Dave Ragone	66	3,056	475	3,122
2000	Dave Ragone	252	2,621	455	2,873
1999	C. Redman	-110	3,647	532	3,537
1998	C. Redman	-33	4,042	513	4,009
1997	C. Redman	-121	3,079	492	2,958
1996	C. Redman	-148	1,773	309	1,625
1995	Marty Lowe	-59	2,268	395	2,209
1994	Marty Lowe	-64	2,091	258	2,027
1993	Jeff Brohm	45	2,626	263	2,671
1992	Jeff Brohm	-41	2,008	396	1,967
1991	Erik Watts	-144	1,294	143	1,150
1990	B. Nagle	-50	2,150	306	2,100
1989	B. Nagle	-121	2,503	386	2,382
1988	Jay Gruden	-182	2,605	438	2,423
1987	Jay Gruden	-190	2,481	453	2,291
1986	Ed Rubbert	-199	1,304	243	1,105
1985	Ed Rubbert	-185	1,475	287	1,290
1984	Ed Rubbert	-112	2,465	387	2,353
1983	Dean May	-71	1,609	302	1,538
1982	Dean May	-112	2,034	374	1,922
1981	Dean May	-70	589	137	529
1980	Pat Patterson	-161	933	246	772
1979	Stu Stram	-29	806	169	777
1978	Nathan Poole	1,394	0	212	1,394
1977	Calvin Prince	1,050	5	224	1,055
1976	Calvin Prince	1,028	64	221	1,092
1975	W. Peacock	1,013	0	262	1,013
1974	W. Peacock	827	0	237	827
1973	W. Peacock	1,294	0	290	1,294
1972	John Madeya	-152	1,709	341	1,557
1971	H. Stevens	1,429	0	252	1,429
1970	J. Madeya	-200	1,750	323	1,550
1969	Gary Inman	262	843	244	1,105
1968	Wally Oyler	249	1,410	325	1,659
1967	Wally Oyler	256	1,039	297	1,295
1966	Benny Russell	273	2,016	427	2,289
1965	Benny Russell	141	1,791	325	1,932

ALL-PURPOSE

Year	Name	Ru	Rec	Ret.	Total
2009	Trent Guy	92	329	1,053	1,474
2008	Victor Anderson	1,047	101	253	1,401
2007	Harry Douglas	11	1,159	13	1,183
2006	Harry Douglas	49	1,265	19	1,333
2005	Michael Bush	1,143	253	0	1,396
2004	Montrell Jones	0	554	418	982
2003	J.R. Russell	0	1,213	46	1,259
2002	Damien Dorsey	-2	753	528	1,279
2001	Zek Parker	-11	757	584	1,330
2000	Zek Parker	32	425	752	1,209
1999	Frank Moreau	1,289	285	0	1,574
1998	Arnold Jackson	33	1,165	347	1,545
1997	Arnold Jackson	0	687	296	983
1996	Donnell Gordon	433	200	18	651
1995	C. Arrington	1,016	257	0	1,273
1994	A. Shelman	1,084	73	0	1,157
1993	Aaron Bailey	30	531	752	1,313
1992	Ralph Dawkins	416	506	305	1,227
1991	Ralph Dawkins	622	297	258	1,177
1990	Ralph Dawkins	542	373	36	951
1989	C. Gardner	595	614	111	1,320
1988	K. Stephens	367	288	859	1,514
1987	K. Stephens	48	8	691	747
1986	K. Stephens	34	10	1,162	1,206
1985	Ernest Givins	204	577	955	1,736
1984	Ernest Givins	18	689	275	982
1983	Willie Shelby	447	212	43	702
1982	Mark Clayton	68	1,112	7	1,187
1981	Don Craft	475	207	0	682
1980	Don Craft	687	74	13	774
1979	Greg Hickman	648	4	0	652
1978	Nathan Poole	1,394	36	0	1,430
1977	Calvin Prince	1,050	46	185	1,281
1976	Calvin Prince	1,028	20	220	1,268
1975	Walter Peacock	1,013	0	671	1,684
1974	Walter Peacock	827	37	457	1,321
1973	Walter Peacock	1,294	139	401	1,834
1972	Howard Stevens	1,294	221	618	2,133
1971	Howard Stevens	1,429	168	144	1,741
1970	Bill Gatti	981	135	0	1,116
1969	Lee Bougess	1,064	16	0	1,080
1968	Herbie Phelps	468	216	527	1,211
1967	Herbie Phelps	254	186	579	1,019
1966	Jim Zamberlan	5	747	0	752
1965	Al MacFarlane	358	524	3	885

SCORING

Year	Name	TD	XP	FG	Pts
2009	Ryan Payne	0	16	8	40
2008	Victor Anderson	9	0	0	54
2007	Art Carmody	0	53	13	92
2006	Art Carmody	0	60	21	123
2005	Michael Bush	24	0	0	144
2004	Eric Shelton	20	0	0	120
2003	Nate Smith	0	50	14	92
2002	Nate Smith	0	40	12	76
2001	Nate Smith	0	39	13	78
2000	Deion Branch	9	0	0	54
1999	Frank Moreau	17	0	0	102
1998	Leroy Collins	19	1	0	116
1997	Ibn Green	8	0	0	48
	Arnold Jackson	8	0	0	48
1996	David Akers	0	18	7	39
1995	David Akers	0	31	12	67
1994	Anthony Shelman	15	0	0	90
1993	David Akers	0	36	8	60
1992	Ralph Dawkins	10	0	0	60
1991	Klaus Wilmsmeyer	0	9	10	39
1990	A. Cummings	10	0	0	60
1989	Ron Bell	0	30	15	75
1988	Deon Booker	12	0	0	72
1987	Rodney Knighton	10	2	0	64
1986	Deon Booker	8	0	0	48
1985	Dan Cerione	0	18	9	45
1984	Phil Ellis	0	25	6	43
1983	Phil Ellis	0	16	8	40
1982	Mark Clayton	6	4	0	40
1981	Tony Blair	0	18	8	42
	Don Craft	7	0	0	42
1980	Dave Betz	0	15	13	54
1979	Greg Hickman	4	0	0	24
1978	Nathan Poole	16	0	0	96
1977	Calvin Prince	13	0	0	78
1976	Calvin Prince	10	2	0	62
1975	Walter Peacock	6	0	0	36
1974	Wilbur Summers	0	14	6	32
1973	Walter Peacock	12	0	0	72
1972	Howard Stevens	17	0	0	102
1971	Howard Stevens	13	0	0	78
1970	Larry Hart	8	0	0	48
1969	Lee Bougess	6	0	0	36
	David Shanks	0	21	5	36
1968	Herbie Phelps	6	0	0	36
1967	Wayne Patrick	10	0	0	60
1966	Pete Compise	0	27	6	45
1965	Al MacFarlane	8	15	3	72
1964	Al MacFarlane	4	2	1	29
1963	Charlie Mudd	5	0	0	30
1962	Lee Calland	8	0	0	48
1961	Lee Calland	6	0	0	36
1958	Ken Porco	7	0	0	42
1957	Lenny Lyles	21	6	0	132
1956	Lenny Lyles	7	0	0	42
1955	Lenny Lyles	14	0	0	84
1954	Lenny Lyles	7	0	0	42
1953	Johnny Unitas	3	0	0	18
1951	Jim Williams	5	0	0	30
1950	Tom Lucia	7	0	0	42
	Gene Sartini	7	0	0	42
1947	Stu Gibson	4	12	0	36



**KICK RETURNS**

Year	Name	No	Yds	Avg
2009	Trent Guy	37	914	0
2008	Trent Guy	13	324	24.9
2007	Trent Guy	30	671	22.4
2006	Jajuan Spillman	17	450	26.5
2005	Montrell Jones	17	389	22.9
2004	Broderick Clark	18	383	21.3
2003	Broderick Clark	42	821	19.5
2002	Broderick Clark	31	897	28.9
2001	Zek Parker	21	483	23.0
2000	Zek Parker	26	752	28.9
1999	Zek Parker	35	860	24.6
1998	Zek Parker	21	463	22.0
1997	Antonio Roundtree	32	693	21.7
1996	Rico Clark	11	227	20.6
1995	Coswell Sims	8	140	17.5
1994	Calvin Arrington	19	291	15.3
1993	Aaron Bailey	26	622	23.9
1992	Aaron Bailey	25	559	22.4
1991	Tony Edelen	20	349	17.5
1990	Joey Smith	19	372	19.6
1989	Dee Smith	14	351	25.2
1988	Keith Stephens	33	737	22.3
1987	Keith Stephens	25	589	23.6
1986	Keith Stephens	42	901	21.5
1985	Ernest Givins	29	801	27.6
1984	Eric Vaughn	34	630	18.5
1983	Keith Humphries	24	434	18.1
1982	Keith Humphries	12	345	28.7
1981	Frank Minnifield	11	334	30.4
1980	Mike Bell	12	225	18.7
1979	Ken Robinson	13	262	20.2
1978	Ken Robinson	29	534	18.4
1977	Kevin Miller	16	387	24.2
1976	Kevin Miller	18	286	15.9
1975	Walter Peacock	28	633	22.9
1974	Walter Peacock	23	457	19.8
1973	Walter Peacock	14	401	28.6
1972	Howard Stephens	12	240	20.0
1971	Greg Campbell	10	146	14.6
1970	Greg Campbell	19	311	16.4
1969	Ira Glass	19	311	16.4
1968	Mike Blakey	13	407	31.3
1967	Herbie Phelps	9	216	24.0
1966	Frank Moore	15	419	27.9

PUNT RETURNS

Year	Name	No	Yds	Avg
2009	Trent Guy	6	139	23.2
2008	Doug Beaumont	20	191	9.6
2007	Trent Guy	13	93	7.2
2006	Patrick Carter	18	107	5.9
2005	Montrell Jones	30	311	10.4
2004	Montrell Jones	40	418	10.4
2003	Robert Haskins	23	177	7.7
2002	Damien Dorsey	33	508	15.4
2001	Anthony Floyd	14	198	14.1
2000	Arnold Jackson	31	280	9.0
1999	Arnold Jackson	23	261	11.3
1998	Arnold Jackson	31	216	7.0
1997	Arnold Jackson	15	215	14.3
1996	Rico Clark	32	238	8.1
	Danny Mosby	10	81	8.1
1995	Rico Clark	6	51	8.5
1994	Tony Bethel	21	105	5.0
1993	Aaron Bailey	10	130	13.0
1992	Aaron Bailey	14	145	10.4
1991	Derek Hawthorne	13	48	3.7
1990	Joey Smith	29	382	13.1
1989	Dee Smith	14	207	14.8
1988	Keith Stephens	14	122	8.7
1987	Joey Hamilton	17	209	12.3
1986	Keith Stephens	28	261	9.3
1985	Ernest Givins	18	154	8.6
1984	Eric Vaughn	20	158	7.9
1983	Keith Humphries	9	61	6.8
1982	Frank Minnifield	11	165	15.0
1981	Keith Humphries	16	239	14.9
1980	Jamie Perrin	8	105	13.1
1979	Jamie Perrin	21	115	5.5
1978	Greg Searcy	9	64	7.1
1977	Kevin Miller	32	290	9.1
1976	Kevin Miller	12	64	5.3
1975	Kevin Miller	10	50	5.0
1974	Jim Wagoner	15	160	10.6
1973	Jim Wagoner	8	153	19.1
1972	Howard Stevens	31	378	12.2
1971	Greg Campbell	26	164	6.2
1970	Greg Campbell	16	267	16.7
1969	Richard Watson	12	80	6.7
1968	Herbie Phelps	16	231	14.4

PUNTING

Year	Name	No	Yds	Avg
2009	Cory Goettsche	58	2,349	40.5
2008	Cory Goettsche	63	2,521	40.0
2007	Cory Goettsche	42	1,633	38.9
2006	Cory Goettsche	29	1,100	37.9
2005	Todd Flannery	34	1,389	40.9
2004	Brent Moody	26	1,062	40.8
2003	Brent Moody	51	2,018	39.6
2002	Nate Smith	50	1,875	37.5
2001	Wade Tydlacka	63	2,559	40.6
2000	Chris Sivori	55	2,204	40.1
1999	Chris Sivori	34	1,315	38.7
1998	Jeremy Borseth	49	1,908	38.9
1997	Jeremy Borseth	68	2,746	40.4
1996	Jeremy Borseth	69	2,800	40.6
1995	Jeremy Borseth	61	2,399	39.3
1994	Brandon Brookfield	64	2,655	41.5
1993	Brandon Brookfield	59	2,332	39.5
1992	Brandon Brookfield	60	2,501	41.7
1991	Klaus Wilmsmeyer	46	1,848	40.2
1990	Klaus Wilmsmeyer	48	2,062	42.9
1989	Klaus Wilmsmeyer	41	1,585	38.6
1988	Klaus Wilmsmeyer	53	1,944	36.6
1987	Kirk Kennedy	63	2,313	36.7
1986	Kirk Kennedy	60	2,196	36.6
1985	Kirk Kennedy	57	2,300	40.4
1984	Danny Cerione	39	1,514	38.8
1983	Phil Ellis	44	1,510	34.3
1982	Phil Ellis	69	2,461	35.7
1981	Mark Blasinsky	89	3,579	40.2
1980	Mark Blasinsky	76	2,949	38.8
1979	Dave Betz	53	1,982	37.4
1978	Nick Gagel	40	1,481	37.0
1977	Rich Pennella	72	2,878	40.0
1976	Rich Pennella	63	2,444	38.7
1975	Wilbur Summers	72	3,101	43.0
1974	Wilbur Summers	81	3,302	40.7
1973	Wilbur Summers	83	3,517	42.3
1972	Scott Marcus	60	2,235	37.2
1971	Scott Marcus	79	3,175	40.2
1970	Scott Marcus	57	2,085	36.6
1969	Cookie Brinkman	67	2,419	36.1
1968	Cookie Brinkman	33	1,229	37.2
1967	John Waller	35	1,174	33.5
1966	Wally Oyler	38	1,454	38.3
1965	Al MacFarlane	44	1,820	41.4



TACKLES

Year	Name	Tackles
2009	Jon Dempsey	107
2008	Jon Dempsey	80
2007	Lamar Myles	128
2006	Nate Harris	65
2005	Brandon Johnson	72
2004	Robert McCune	115
2003	Robert McCune	143
2002	Curry Burns	121
2001	Curry Burns	107
2000	Rashad Harris	105
1999	Bud Herring	108
1998	Bud Herring	135
1997	Terry Rice-Locket	155
1996	Tyrus McCloud	144
1995	Tyrus McCloud	126
1994	Tyrus McCloud	133
1993	Tom Cavallo	93
1992	Ben Sumpter	103
1991	Andy Culley	121
1990	Mark Sander	116
1989	Mark Sander	134
1988	Mark Sander	167
1987	Chris Sellars	134
1986	Matt Battaglia	166
1985	Matt Battaglia	153
1984	Brian Miller	132
1983	Brian Miller	133
1982	Anthony Williams	159
1981	Mike Trainor	119
1980	Eddie Johnson	144
1979	Ricky Skiles	167
1978	Otis Wilson	157
1977	Otis Wilson	175
1976	Ricky Skiles	129
1975	Larry Fluellen	106
1974	Marty Smith	107
1973	Joe Lee Phillips	131
1972	Tom Jackson	120
1971	Tom Jackson	122
1970	Tom Jackson	131
1969	Mike Detenber	122
1968	No Record	--
1967	No Record	--
1966	No Record	--
1965	Doug Buffone	201
1964	Doug Buffone	177
1963	Doug Buffone	101
1962	Ken Kortas	52

INTERCEPTIONS

Year	Name	Int
2009	Chaz Thompson	3
2008	Woodny Turenne	5
2007	Rod Council	2
2006	William Gay	6
2005	Brandon Johnson	2
	Jon Russell	2
2004	Kerry Rhodes	6
2003	Kerry Rhodes	3
	Antoine Harris	3
2002	Curry Burns	2
	Josh Minkins	2
2001	Laroni Gallishaw	5
2000	Anthony Floyd	10
1999	Rashad Holman	5
1998	Bud Herring	2
	Rashad Holman	2
	Antonio Roundtree	2
1997	Don Bibb	3
1996	Sam Madison	6
1995	Sam Madison	5
1994	Tony Bethel	2
	Tyrus McCloud	2
1993	Anthony Bridges	7
1992	Ray Buchanan	4
	Tom Cavallo	4
1991	Ray Buchanan	8
1990	William Blackford	5
1989	John Gainey	4
1988	John Gainey	4
1987	Terry Lantz	2
1986	Antonio Davis	2
1985	James Bell	1
	Don Cosby	1
1984	Doug Pritchett	5
1983	Kirk Perry	7
1982	Sebastian Curry	3
1981	Sebastian Curry	5
1980	Leon Williams	4
1979	Leon Williams	3
1978	Otis Wilson	6
1977	Zarko Ellis	4
1976	Wilbur Boggs	2
	Fred Hackett	2
1975	Mike Anderson	2
	David Bradshaw	2
	Don Harold	2
	Don Pomeroy	2
1974	A.J. Jacobs	7
1973	Norman Heard	4
1972	Tom Martin	2
	Lonnie Schuler	2
	Steve Young	2
1971	Six players with	3
1970	Paul Mattingly	5
1969	Mike Detenber	4
1968	Charles Collins	4

SACKS

Year	Name	Sacks
2009	Chris Campa	6.0
2008	Earl Heyman	6.0
2007	Earl Heyman	4.0
2006	Malik Jackson	9.0
2005	Elvis Dumervil	20.0
2004	Elvis Dumervil	10.0
2003	Marcus Jones	10.0
2002	Dewayne White	10.5
2001	Dewayne White	15.0
2000	Michael Josiah	13.0
1999	Michael Josiah	7.0
	Donovan Arp	7.0
1998	Rashad Harris	3.0
	Reggie Hargrove	3.0
1997	Kendrick Gholston	10.0
1996	Carl Powell	11.0
1995	Kendrick Gholston	8.0
1994	Kendrick Gholston	4.0
1993	Joe Johnson	17.0
1992	Joe Johnson	6.0
1991	Jeff Hayes	8.0
1990	Mike Flores	14.0
1989	Mike Flores	13.0



Chris Campa



The Last Time

RUSHING/PASSING/RECEIVING

Two 100-yd rushers

By UL: Bilal Powell (112) and Victor Anderson (100) vs. UConn, 2008
By Opp: Pat White (200) and Noel Divine (154), West Virginia, 2008

Two 100-yd receivers

By UL: H. Douglas (100), G. Barnidge (126), M. Urrutia (142) vs. Middle Tennessee, 2007
By Opp: Willie Taggart (177), Donie Pimpleton (111), Jammie Kyle (102), Western Kentucky, 1998

RUSHING

25+ rushing attempts

By UL: 33, Darius Ashley vs. West Virginia, 2009
By Opp: 28, Delone Carter, Syracuse, 2009

30+ rushing attempts

By UL: 33, Darius Ashley vs. West Virginia, 2009
By Opp: 33, Andre Dixon, Connecticut, 2009

40+ rushing attempts

By UL: 40, Nathan Poole vs. Wichita St., 1978
By Opp: 41, Joffrey Reynolds, Houston, 2002

100+ rushing

By UL: 164 Darius Ashley vs. West Virginia, 2009
By Opp: 148, Mohamed Sanu, Rutgers, 2009

150+ rushing

By UL: 164 Darius Ashley vs. West Virginia, 2009
By Opp: 153, Andre Dixon, Connecticut, 2009

200+ rushing

By UL: 275 Anthony Allen vs. Middle Tennessee, 2007
By Opp: 200, Pat White, West Virginia, 2008

Consec 100-yd games

By UL: 3, Victor Anderson (114) vs. Tenn. Tech, (176) vs. KSU, (100) vs. Connecticut, 2008

Consec 150-yd games

By UL: 2, Frank Moreau (181) vs. Kentucky (188) vs. Chattanooga, 1999
By Opp: 2, Steve Slaton (156 in 2006 and 188 in 2005), West Virginia

Consec 175-yd games

By UL: 2, Frank Moreau (181) vs. Kentucky (188) vs. Chattanooga, 1999
By Opp: N/A

50+ yard run

By UL: 53, Trent Guy vs. West Virginia, 2009
By Opp: 67, Isaiah Pead, Cincinnati, 2009

70+ yard run

By UL: 88, Victor Anderson vs. Middle Tenn., 2008
By Opp: 79, Noel Divine, West Virginia, 2008

80+ yard run

By UL: 88, Victor Anderson vs. Middle Tenn., 2008
By Opp: 80, Randolph Brown, Southern Mississippi, 1985

90+ yard run

By UL: 93, Ken Porco vs. Eastern Kentucky, 1958
By Opp: N/A

3+ rushing TD

By UL: 3, Brock Bolen vs. Middle Tennessee, 2008
By Opp: 3, Andre Dixon, Connecticut, 2009

4+ rushing TD

By UL: 4, Michael Bush vs. West Virginia 2005
By Opp: 4, Pat White, West Virginia, 2006

5+ rushing TD

By UL: 5, Eric Shelton vs. East Carolina, 2004
By Opp: 5, Steve Slaton, West Virginia, 2005

PASSING

30+ attempts

By UL: 35, Adam Froman vs. Rutgers, 2009
By Opp: 34, BJ Daniels, South Florida, 2009

40+ attempts

By UL: 47, Hunter Cantwell vs. West Virginia, 2008
By Opp: 41, Corey Leonard, Arkansas State, 2009

50+ attempts

By UL: 65, Brian Brohm vs. Syracuse, 2007
By Opp: 55, Arkelon Hall, Memphis, 2008

20+ completions

By UL: 20, Adam Froman vs. Rutgers, 2009
By Opp: 20, BJ Daniels, South Florida, 2009

25+ completions

By UL: 27, Hunter Cantwell vs. West Virginia, 2008
By Opp: 30, Matt Grothe, South Florida, 2008

30+ completions

By UL: 39, Brian Brohm vs. Utah, 2007
By Opp: 30, Matt Grothe, South Florida, 2008

40+ completions

By UL: 45, Brian Brohm vs. Syracuse, 2007
By Opp: N/A

3+ TD passes

By UL: 3, Brian Brohm vs. Cincinnati, 2007
By Opp: 3, Zach Collaros, Cincinnati, 2009

4+ TD passes

By UL: 4, Brian Brohm vs. Utah, 2007
By Opp: 7, Mike Teel, Rutgers, 2008

5+ TD passes

By UL: 5, Brian Brohm vs. Middle Tennessee, 2007
By Opp: 7, Mike Teel, Rutgers, 2008

300+ yards passing

By UL: 345, Brian Brohm vs. West Virginia, 2007
By Opp: 447, Mike Teel, Rutgers, 2008

400+ yards passing

By UL: 467, Brian Brohm vs. Utah, 2007
By Opp: 447, Mike Teel, Rutgers, 2008

Consec 250-yd games

By UL: 7, Brian Brohm, (350 vs. Cincinnati, 467 vs. Utah, 251 vs. NC State, 555 vs. Syracuse, 366 vs. Kentucky, 401 vs., Middle Tennessee, 375 vs. Murray State), 2007
By Opp: 2, Mike Teel, (447 in 2008 and 265 in 2007), Rutgers

Consec 300-yd games

By UL: 2, Brian Brohm, (350 vs. Cincinnati, 467 vs. Utah), 2007
By Opp: 2, Tim Couch (498 in 1998 and 398 in 1997), Kentucky

50+ yd completion

By UL: 66, Adam Froman vs. Rutgers, 2009
By Opp: 67, Cody Endres, Connecticut, 2008

70+ yd completion

By UL: 92, Adam Froman vs. Southern Mississippi, 2009
By Opp: 74, Mike Teel, Rutgers, 2008

80+ yd completion

By UL: 92, Adam Froman vs. Southern Mississippi, 2009
By Opp: 80, Andre Woodson, Kentucky, 2006

90+ yd completion

By UL: 92, Adam Froman vs. Southern Mississippi, 2009
By Opp: N/A



3 or more int's

By UL: 3, Hunter Cantwell vs. West Virginia, 2008
By Opp: 3, Tyler Palko, Pittsburg, 2006

4 or more int's

By UL: 4, Chris Redman vs. Utah 1998
By Opp: 4, Jason McKinley, Houston, 2000

5 or more int's

By UL: 6, Erik Watts vs. Florida State, 1991
By Opp: 5, Glenn Foley, Boston College, 1990

RECEIVING

10+ receptions

By UL: 12, Harry Douglas vs. Syracuse, 2007
By Opp: 12, Kenny Britt, Rutgers, 2007

10+ receptions

By UL: 12, Harry Douglas vs. Syracuse, 2007
By Opp: 12, Kenny Britt, Rutgers, 2007

3+ TD receptions

By UL: 3, J.R. Russell vs. Miami, 2003
By Opp: 3, Cos Dematteo, Chattanooga, 1999

4+ TD receptions

By UL: 4, Lavell Boyd vs. Houston, 1999
By Opp: 4, Michael Smith, Kansas, 1989

100+ receiving yards

By UL: 107, Trent Guy vs. Rutgers, 2009
By Opp: 124, Tim Brown, Rutgers, 2009

125+ receiving yards

By UL: 146, Scott Long vs. Southern Mississippi, 2009
By Opp: 124, Tim Brown, Rutgers, 2009

150+ receiving yards

By UL: 154, Patrick Carter vs. Utah, 2007
By Opp: 153, Brandon Banks, Kansas State, 2008

175+ receiving yards

By UL: 205, Harry Douglas vs. Syracuse, 2007
By Opp: 207, Cos Dematteo, Chattanooga, 1999

200+ receiving yards

By UL: 205, Harry Douglas vs. Syracuse 2007
By Opp: 207, Cos Dematteo, Chattanooga, 1999

Consec 100-yd games

By UL: 4, Harry Douglas, 2007 (205 vs. Syr., 223 vs. Kentucky, 100 vs. Middle Tennessee, 151 vs. Murray State)
By Opp: 2, Tim Brown (124 in 2009, 173 in 2008), Rutgers

Consec 200-yd games

By UL: 2, Harry Douglas, 2007 (205 vs. Syracuse, 223 vs. Kentucky)
By Opp: None

50+ yard reception

By UL: 66, Trent Guy vs. Rutgers, 2009
By Opp: 67, Kashif Moore, Connecticut, 2009

75+ yard reception

By UL: 92, Scott Long vs. Southern Mississippi, 2009
By Opp: 79, Taj Smith, Syracuse, 2007

TEAM

300+ yards rushing

By UL: 303, vs. Kansas State, 2008
By Opp: 376, West Virginia, 2008

400+ yards rushing

By UL: 445, vs. Houston, 2003
By Opp: 407, New Mexico State, 2001

<30 yards rushing

By UL: 26, vs. Utah, 2007

By Opp: 19, Indiana State, 2009

Neg. net rushing

By UL: -26, vs. TCU, 2002
By Opp: -56, Grambling, 2000

400+ yards passing

By UL: 467, vs. Utah, 2007
By Opp: 447, Rutgers, 2008

500+ yards passing

By UL: 555, vs. Syracuse, 2007
By Opp: 571, Kentucky, 1998

500+ yards total offense

By UL: 508 vs. Connecticut, 2008
By Opp: 538, South Florida, 2009

600+ yards total offense

By UL: 628, vs. Syracuse, 2007
By Opp: 671, Rutgers, 2008

700+ yards total offense

By UL: 729, vs. Middle Tennessee, 2007
By Opp: 801, Kentucky, 1998

<200 yards total offense

By UL: 151, vs. Syracuse, 2009
By Opp: 101, Indiana State, 2009

<100 yards total offense

By UL: 13, vs. Arizona State, 1992
By Opp: 60, Grambling, 2000

Consec. Gms, 500+ total yards

By UL: 2, (577) vs. KSU (508) vs. UCONN, 2008
By Opp: 2, Kentucky (801 in 1998 and 519 in 1997)

4 consec. Gms, 500+ total yds

By UL: 4, (549 vs. ECU, 507 vs. Miami, 517 vs. USE, 599 vs. Memphis), 2004

30+ first downs

By UL: 31, vs. Kansas State, 2008
By Opp: 30, Memphis, 2004

35+ first downs

By UL: 37, vs. Syracuse, 2007
By Opp: 37, Kentucky, 1998

<10 first downs

By UL: 8, vs. Houston, 1996
By Opp: 7, Indiana State, 2009

40+ points

By UL: 42, vs. Middle Tennessee, 2008
By Opp: 41, Cincinnati, 2009

50+ points

By UL: 51, vs. Tennessee Tech, 2008
By Opp: 63, Rutgers, 2008
By UL: 128, vs. Indiana State, 2009
By Opp: 100, Utah, 2009

5+ fumbles lost

By UL: 5, vs. Western Kentucky, 1988
By Opp: 5, North Carolina, 1995

Scored a safety

By UL: 1, vs. Kentucky 2008
By Opp: 1, Rutgers, 2005

Allowed a safety

By UL: 1, vs. Rutgers, 2005
By Opp: 1, Kentucky, 2008

Forced five or more TO

By UL: 5, vs. North Carolina State, 2007
By Opp: 5, West Virginia, 2008

**Recovered three or more fumb**

By UL: 3, vs. West Virginia, 2007
By Opp: 3, Pittsburg, 2008

Committed five TO

By UL: 5, vs. West Virginia, 2008
By Opp: 5, Connecticut, 2007

Committed six TO

By UL: 7, vs. South Florida, 2007
By Opp: 6, Houston, 2000

Shutout

By UL: 62-0 vs. Temple, 2006
By Opp: vs. Florida State, 2000 (Lost 32-0)

Shutout at Home

By UL: 28-0, vs. Kentucky, 2004
By Opp: vs. Cincinnati, 1987 (Lost 25-0)

Shutout on the road

By UL: 62-0 vs. Temple, 2006
By Opp: vs. Florida State, 2000 (Lost 32-0)

Shutout by first half

By UL: vs. Syracuse, 2009 (Won 10-9)
By Opp: vs. Syracuse, 2009 (Won 10-9)

Shutout by second half

By UL: vs. Murray State, 2007 (Won 73-10)
By Opp: vs. Rutgers, 2006 (Lost 28-25)

Overtime game

By UL: vs. West Virginia, 2005 (3OT, Lost 46-44)
By Opp: vs. West Virginia, 2005 (Lost 46-44 3 OT)

Come-from-behind win

By UL: vs. Syracuse, 2009 (Trailed 9-3 in 4th Quarter)
By Opp: Kentucky, 2009 (UofL led 27-24 in 4th Quarter)

Kicked a game-winning FG

By UL: 32, Ryan Payne vs. Southern Mississippi, 2009
By Opp: 28, Jeremy Ito, Rutgers, 2006

MISCELLANEOUS**300+ yards of total offense**

By UL: 316, Adam Froman vs. Connecticut, 2009
By Opp: 445, BJ Daniels, South Florida, 2009

400+ yards of total offense

By UL: 452, Brian Brohm vs. Utah, 2007
By Opp: 445, BJ Daniels, South Florida, 2009

300+ all purpose yards

By UL: 322, Aaron Bailey vs. Memphis, 1993
By Opp: 310, Derrick Locke, Kentucky, 2009

5+ TD responsible for

By UL: 5, Brian Brohm vs. Middle Tennessee, 2007
By Opp: 7, Mike Teel, Rutgers, 2008

6+ TD responsible for

By UL: 6, Chris Redman vs. East Carolina, 1998
By Opp: 7, Mike Teel, Rutgers, 2008

3+ field goals

By UL: 3, Chris Philpott vs. West Virginia, 2009
By Opp: 3, Justin Estes, Southern Mississippi, 2009

4+ field goals

By UL: 4, Art Carmody vs. Pittsburgh, 2005
By Opp: 4, Chris Manfredini, Cincinnati, 2003

7+ PAT

By UL: 7, Art Carmody vs. Middle Tennessee, 2007
By Opp: 9, San San Te, Rutgers, 2008

8+ PAT

By UL: 10, Art Carmody vs. Middle Tennessee, 2007
By Opp: 9, San San Te, Rutgers, 2008

9+ PAT

By UL: 10, Art Carmody vs. Middle Tennessee, 2007
By Opp: 9, San San Te, Rutgers, 2008

50+ yd FG

By UL: 51, Art Carmody vs. Temple, 2006
By Opp: 50, Daniel Kennard, Florida Atlantic, 2005

15+ tackles

By UL: 15, Chris Campa vs. Syracuse, 2009
By Opp: 16, Lawrence Wilson, Connecticut, 2009

5+ TFL

By UL: 7, Elvis Dumervil vs. Kentucky, 2005
By Opp: 5, George Selvie, South Florida 2008

5+ sacks

By UL: 6, Elvis Dumervil vs. Kentucky, 2005
By Opp: 5, Alonzo Jackson, Florida State, 2002

2+ interceptions

By UL: 2, Woodny Turenne vs. Kansas State, 2008
By Opp: 2, Christian Morton, Illinois, 2001

TD on an INT return

By UL: 25, Brandon Heath vs. Arkansas State, 2009
By Opp: 18, Scott McKillop, Pittsburg, 2008

2-point conversion

By UL: Adam Froman to Scott Radcliff vs. Southern Mississippi, 2009
By Opp: Josh Freeman rush, Kansas State, 2008

Blocked FG for TD

By UL: 60, Brandon Heath vs. Memphis, 2008 (blocked by Johnny Patrick)
By Opp: 26, Tony Soliday, Naval Academy, 1994

TD on a fumble return (def)

By UL: 21, Johnny Patrick vs. Memphis, 2008
By Opp: 3, Ricky Gary, Pittsburgh, 2008

TD on a fumble return (off)

By UL: 0, Gary Barnidge vs. Middle Tennessee, 2008
By Opp: 0, Dontavia Bogan, South Florida, 2007

TD on a fumble return (st)

By UL: 0, Brandon Heath vs. Tennessee Tech, 2008
By Opp: 3, Nate Allen, South Florida, 2007

TD on a punt return

By UL: 60, Trent Guy vs. South Florida, 2009
By Opp: 86, Deon Murphy, Kansas State, 2008

TD on a kickoff return

By UL: 95, Trent Guy vs. Memphis, 2008
By Opp: 100, Derrick Locke, Kentucky, 2009

TD on blocked punt

By UL: 0, Johnny Patrick vs. Middle Tennessee, 2008
By Opp: 31, Carlos Ochoa, East Carolina, 1998

Blocked punt

By UL: Chad Rimpsey vs. Florida Atlantic, 2005
By Opp: vs. Kentucky, 2005

Defensive extra point

By UL: Ray Buchanan vs. Ohio State, 1991
By Opp: N/A

Score first play of game

By UL: 81, Brian Brohm to Gary Barnidge vs. M. Tenn., 2007
By Opp: 3-yd fum. return Nate Allen, South Florida, 2007

Scored defensive TD and return by special teams TD

By UL: 95-yd kick return by Trent Guy, 21-yd fumble return by Johnny Patrick, & 60-yd blocked FG return by Brandon Heath, vs. Memphis, 2008
By Opp: 13-yd return of blocked punt by Chandler Smith and 42-yd fumble return by Eric Booth, Southern Mississippi, 1996



Year-By-Year Records

Year	Overall				Home				Away			
	W	L	T	Pct	W	L	T	Pct.	W	L	T	Pct.
2009	4	8	0	.333	4	2	0	.667	0	6	0	.000
2008	5	7	0	.417	4	4	0	.500	1	3	0	.333
2007	6	6	0	.500	4	2	0	.667	2	4	0	.333
2006	12	1	0	.923	6	0	0	1.000	6	1	0	.857
2005	9	3	0	.750	6	0	0	1.000	3	2	0	.600
2004	11	1	0	.917	5	0	0	1.000	4	1	0	.800
2003	9	4	0	.692	5	1	0	.833	4	2	0	.667
2002	7	6	0	.538	3	3	0	.500	4	3	0	.571
2001	11	2	0	.846	6	0	0	1.000	5	2	0	.714
2000	9	3	0	.750	6	1	0	.857	3	2	0	.600
1999	7	5	0	.583	4	3	0	.571	3	2	0	.600
1998	7	5	0	.583	5	1	0	.833	2	4	0	.333
1997	1	10	0	.091	1	5	0	.167	0	5	0	.000
1996	5	6	0	.455	2	3	0	.400	3	3	0	.500
1995	7	4	0	.636	4	2	0	.667	3	2	0	.600
1994	6	5	0	.545	4	2	0	.667	2	3	0	.400
1993	9	3	0	.750	5	0	0	1.000	4	3	0	.571
1992	5	6	0	.454	3	2	0	.600	2	4	0	.333
1991	2	9	0	.182	2	4	0	.333	0	5	0	.000
1990	10	1	1	.875	6	0	0	1.000	4	1	1	.750
1989	6	5	0	.545	2	2	0	.500	4	3	0	.571
1988	8	3	0	.727	5	1	0	.833	3	2	0	.600
1987	3	7	1	.318	3	3	0	.500	0	4	1	.100
1986	3	8	0	.273	2	3	0	.400	1	5	0	.167
1985	2	9	0	.182	2	4	0	.333	0	5	0	.000
1984	2	9	0	.182	1	5	0	.167	1	4	0	.200
1983	3	8	0	.273	3	3	0	.500	0	5	0	.000
1982	5	6	0	.455	4	2	0	.667	1	4	0	.200
1981	5	6	0	.455	4	2	0	.667	1	4	0	.200
1980	5	6	0	.455	3	3	0	.500	2	3	0	.400
1979	4	6	1	.409	2	3	1	.417	2	3	0	.400
1978	7	4	0	.636	5	2	0	.714	2	2	0	.500
1977	7	4	1	.625	5	1	1	.786	2	3	0	.400
1976	5	6	0	.455	4	2	0	.667	1	4	0	.200
1975	2	9	0	.189	2	3	0	.400	0	6	0	.000
1974	4	7	0	.364	2	4	0	.333	2	3	0	.400
1973	5	6	0	.455	3	3	0	.600	2	3	0	.400
1972	9	1	0	.900	4	1	0	.800	5	0	0	1.000
1971	6	3	1	.650	4	1	0	.800	2	2	1	.500
1970	8	3	1	.708	5	0	0	1.000	3	3	1	.500
1969	5	4	1	.550	4	1	0	.800	1	3	1	.300
1968	5	5	0	.500	2	3	0	.400	3	2	0	.600
1967	5	5	0	.500	4	1	0	.800	1	4	0	.200
1966	6	4	0	.600	4	1	0	.800	2	3	0	.400
1965	6	4	0	.600	4	1	0	.800	2	3	0	.400
1964	1	9	0	.100	0	5	0	.000	1	4	0	.200
1963	3	7	0	.300	2	3	0	.400	1	4	0	.200
1962	6	4	0	.600	3	2	0	.600	3	2	0	.600
1961	6	3	0	.667	3	2	0	.600	3	1	0	.750

Year	Overall				Home				Away			
	W	L	T	Pct	W	L	T	Pct.	W	L	T	Pct.
1960	7	2	0	.778	5	1	0	.833	2	1	0	.667
1959	6	4	0	.600	3	1	0	.750	3	3	0	.500
1958	4	4	0	.500	3	1	0	.750	1	3	0	.250
1957	9	1	0	.900	5	0	0	1.000	4	1	0	.800
1956	6	3	0	.667	3	3	0	.500	3	0	0	1.000
1955	7	2	0	.778	5	0	0	1.000	2	2	0	.500
1954	3	6	0	.333	3	2	0	.600	0	4	0	.000
1953	1	7	0	.125	0	3	0	.000	1	4	0	.200
1952	3	5	0	.375	2	1	0	.667	1	4	0	.200
1951	5	4	0	.556	4	2	0	.667	1	2	0	.333
1950	3	6	1	.350	2	2	0	.500	1	4	1	.250
1949	8	3	0	.728	5	2	0	.714	3	1	0	.750
1948	5	5	0	.500	4	1	0	.800	1	4	0	.200
1947	7	0	1	.938	5	0	0	1.000	2	0	1	.833
1946	6	2	0	.750	4	0	0	1.000	2	2	0	.500
1943-45	No Formal Teams											
1942	2	3	0	.400	1	2	0	.333	1	1	0	.500
1941	4	4	0	.500	3	1	0	.750	1	3	0	.250
1940	3	5	1	.389	1	2	1	.375	2	3	0	.400
1939	5	2	1	.688	4	0	0	1.000	1	2	1	.375
1938	2	6	0	.250	1	2	0	.333	1	4	0	.200
1937	2	5	1	.313	2	2	1	.500	0	3	0	.000
1936	4	4	0	.500	3	1	0	.750	1	3	0	.250
1935	1	6	1	.188	1	3	0	.250	0	3	1	.125
1934	2	5	0	.286	1	2	0	.333	1	3	0	.250
1933	1	7	0	.125	1	3	0	.250	0	4	0	.000
1932	0	9	0	.000	0	4	0	.000	0	5	0	.000
1931	0	8	0	.000	0	5	0	.000	0	3	0	.000
1930	5	3	0	.625	4	1	0	.800	1	2	0	.333
1929	3	5	0	.375	2	3	0	.400	1	2	0	.333
1928	1	7	0	.125	1	3	0	.250	0	4	0	.000
1927	4	4	0	.500	3	1	0	.750	1	3	0	.250
1926	6	2	0	.750	2	1	0	.667	4	1	0	.800
1925	8	0	0	1.000	4	0	0	1.000	4	0	0	1.000
1924	3	5	1	.389	2	2	0	.500	1	3	1	.300
1923	5	3	0	.625	4	1	0	.800	1	2	0	.333
1922	2	7	0	.222	1	4	0	.200	1	3	0	.250
1921	2	2	1	.500	2	0	0	1.000	0	2	1	.125
1917-1920	No Formal Teams											
1916	2	3	1	.417	2	3	1	.417	0	0	0	.000
1915	1	5	1	.214	1	4	1	.250	0	1	0	.000
1914	1	4	0	.200	0	2	0	.000	1	2	0	.333
1913	5	1	0	.833	4	1	0	.800	1	0	0	1.000
1912	3	1	0	.750	2	0	0	1.000	1	1	0	.500
Totals	441	426	17	.508	282	174	6	.617	158	250	11	.390

Note: Louisville holds a 5-5-2 record in games played at neutral sites.





Coaching Records

Coach	Seasons	Yrs	W	L	T	Pct.
Bobby Petrino	2003-06	4	41	9	0	.820
Lester Larson	1912-13	2	8	2	0	.800
Lee Corso	1969-72	4	28	11	3	.690
John L. Smith	1998-02	5	41	21	0	.661
Tom King	1925-30	6	27	21	0	.563
Frank Camp	1946-68	23	118	95	2	.556
Fred Enke	1923-24	2	8	8	1	.500
Howard Schnellenberger	1985-94	10	54	56	2	.491
Vince Gibson	1975-79	5	25	29	2	.464
Laurie Apitz	1936-42	7	22	29	3	.435
Steve Kragthorpe	2007-09	3	15	21	0	.417
T.W. Alley	1973-74	2	9	13	0	.409
Ron Cooper	1995-97	3	13	20	0	.394
Bob Weber	1980-84	5	20	35	0	.364
Bill Duncan	1921-22	2	4	9	1	.321
Will Duffy	1915-16	2	3	8	2	.308
Dr. Bruce Baker	1914	1	1	4	0	.200
Ben Cregor	1933-35	3	4	18	1	.196
C.V. Money	1932	1	0	9	0	.000
Jack McGrath	1931	1	0	8	0	.000

Most Games at Louisville

1. Frank Camp	215
2. Howard Schnellenberger	112
3. John L. Smith	62
4. Vince Gibson	56
5. Bob Weber	55
6. Laurie Apitz	54
7. Bobby Petrino	50
8. Tom King	48
9. Steve Kragthorpe	36
10. Ron Cooper	33

Most Wins at Louisville

1. Frank Camp	118
2. Howard Schnellenberger	54
3. John L. Smith	41
4. Bobby Petrino	41
5. Lee Corso	28
6. Tom King	27
7. Vince Gibson	25
8. Laurie Apitz	22
9. Bob Weber	20
10. Steve Kragthorpe	15



Howard Schnellenberger (1995-94)

All-Time Assistant Coaches 2009

Ken Delgado
Antonio Goss
Brent Guy
Jay Johnson
Jeff Lewis
Brent Myers
Greg Nord
Larry Slade
Matt Wells

2008

Tony Alford
Jeff Brohm
Ken Delgado
Ron English
Eric Lewis
Bill Miller
Brett Myers
Mark Nelson
Greg Nord

2007

Tony Alford
Jeff Brohm
Mike Cassity
Reggie Johnson
Mike Mallory
Brett Myers
Mark Nelson
Greg Nord
Charlie Stubbs

2006

Jeff Brohm
Mike Cassity
Reggie Johnson
Paul Petrino
Tom McMahon
Greg Nord
Mike Summers
Joe Whitt
Kevin Wolthausen

2005

Jeff Brohm
Mike Cassity
Reggie Johnson
Tony Levine
Greg Nord
Paul Petrino
Mike Summers
Joe Whitt
Kevin Wolthausen

2004

Jeff Brohm
Mike Cassity
Reggie Johnson
Tony Levine
Greg Nord
Paul Petrino
Mike Summers
Joe Whitt
Kevin Wolthausen

2003

Jeff Brohm
Mike Gillhamer
Reggie Johnson
Greg Nord
Paul Petrino

Mike Summers
Joe Whitt
Joel Thomas
Kevin Wolthausen

2002

Mike Cox
Paul Haynes
Danny Hope
Jim McElwain
Greg Nord
John Pettas
Chris Smeland
Steve Stripling
Joel Thomas

2001

Art Valero
Scott Linehan
Chris Smeland
Greg Burns
Charles Chandler
Mike Cox
Jim McElwain
Greg Nord
Steve Stripling

2000

Art Valero
Scott Linehan
Chris Smeland
Greg Burns
Charles Chandler
Mike Cox
Jim McElwain
Nick Holt
Greg Nord

1999

Art Valero
Scott Linehan
Chris Smeland
Greg Burns
Charles Chandler
Mike Cox
Nick Holt
Greg Nord
Paul Petrino

1998

Art Valero
Bob Petrino
Chris Smeland
Greg Burns
Charles Chandler
Mike Cox
Nick Holt
Greg Nord
Paul Petrino

1997

Don Kirkpatrick
Everett Withers
Tony Ball
Charlie Coiner
Glynn Jones
Mark McHale
Greg Nord
Tom Roggeman
Sal Sunseri

1996

Brett Ingallis
Everett Withers

Tony Ball
Charlie Coiner
Glynn Jones
Don Kirkpatrick
Greg Nord
Tom Roggeman
Sal Sunseri

1995

Brett Ingallis
Everett Withers
Tony Ball
Charlie Coiner
Glynn Jones
Don Kirkpatrick
Greg Nord
Tom Roggeman
Sal Sunseri

1994

Gary Nord
Ty Smith
Brad Bradford
Anthony Cummings
Danny Hope
Jeff Morrow
Craig Swabek
Christ Vagotis
Kurt Valkenburgh

1993

Gary Nord
Christ Vagotis
Ty Smith
Brad Bradford
James Bell
Danny Hope
Jeff Morrow
Craig Swabek
Kurt Valkenburgh

1992

Gary Nord
Christ Vagotis
Ty Smith
Brad Bradford
Fred Manuel
Danny Hope
Jeff Morrow
Craig Swabek
Kurt Valkenburgh

1991

Gary Nord
Christ Vagotis
Ty Smith
Brad Bradford
John Bobo
Danny Hope
Bob Maddox
Fred Mauel
Jeff Morrow

1990

Gary Nord
Christ Vagotis
Brad Bradford
Rick Lantz
Bob Maddox
Danny Hope
Jeff Morrow
Ty Smith
Trent Walters



Cardinal All-Americans

FIRST TEAM

- 2008 Vic Anderson, RB (Fr. Sporting News)
- 2006 Peanut Whitehead, DE (Fr. Sporting News)
- 2005 Elvis Dumervil, DE (AFCA, AP, Walter Camp, SI.com, collegefootballnews.com)
- Eric Wood, C (Freshman Sporting News, Fr. Rivals.com)
- 2001 Bobby Leffew, DT (Fr. Sporting News)
- 2000 Anthony Floyd, S (Walter Camp)
- 1999 Ibn Green, TE (AFCA)
- 1996 Sam Madison, CB (FB News)
- 1995 Jamie Asher, FB (FB News, United Press)
- 1994 Roman Oben, OT (Gannett News)
- 1979 Otis Wilson, LB (Sporting News)
- 1972 Tom Jackson, LB (Walter Camp)
- 1963 Ken Kortas, OT (Dell Sports)
- 1957 Lenny Lyles, RB (AP)
- 1952 Otto Knop, C (Little America)
- 1949 Tom Lucia, RB (AP)
- 1939 Lou Zimlich, DE (Little America)
- 1930 Tom Thompson, RB (Little America)

SECOND TEAM

- 2008 Vic Anderson, RB (collegefootballnews.com)
- 2007 Harry Douglas, WR (AP)
- 2006 Art Carmody, PK (AP)
- Amobi Okoye, DT (AP)
- 2005 Eric Wood, C (Fr. collegefootballnews.com)
- 2002 Broderick Clark, WR (collegefootballnews.com)
- 2001 Dewayne White, DE (collegefootballnews.com)
- 2000 Anthony Floyd, S (FB News, AP)
- 1999 Ibn Green, TE (FB News, Sporting News)
- 1998 Ibn Green, TE (FB News, Sporting News)
- 1995 Roman Oben, OT (College Sports, FB News)
- Tyrus McCloud, (Sporting News)
- 1993 Anthony Bridges, CB (FB News, UPI, AP)
- 1992 Ray Buchanan, CB (Football News)
- 1972 Howard Stevens, RB (Walter Camp, Football News, UPI, AP)
- Tom Jackson, LB (AP)
- Scott Marcus, P (Gridiron News)

THIRD TEAM

- 2006 Kurt Quarterman, G (AP)
- Latarius Thomas, S (Fr. Sporting News)
- 2004 Travis Leffew, OT (AP)
- 2001 Dewayne White, DE (FB News, Sport. News)
- 1998 Ibn Green, TE (AP)
- 1996 Sam Madison, CB (Gannett News)
- 1995 Sam Madison, CB (College Sports, AP)
- Tyrus McCloud, LB (AP)
- 1990 Mark Zander, LB (AP)
- 1972 Tom Jackson, LB (FB News)
- 1961 John Finn (Little America)

PLAYBOY MAGAZINE

- 2007 Brian Brohm, QB
- 1996 Sam Madison, CB
- 1995 Roman Oben, OT
- 1991 Ray Buchanan, CB
- 1957 Ken Kortas, OT

HONORABLE MENTION

- 2006 Art Carmody, K (SI.com)
- Kurt Quarterman, G (SI.com)
- 2005 Mario Urrutia, WR (SI.com, Sporting News)
- Rod Council, CB (Sporting News)
- 2000 Dave Ragone, QB (FB News)
- Micah Josiah, DE (FB News)
- 1999 Chris Redman, QB (FB News)
- 1994 Jamie Asher, FB (Sporting News)
- 1993 Ralph Dawkins, RB (FB News)
- Joe Johnson, DT (United Press)
- 1992 Ralph Dawkins, RB (FB News)
- Ray Buchanan, CB (AP)
- 1991 Ray Buchanan, CB (AP)
- 1989 Mark Zander, LB (AP)
- Allen Douglas, OT (AP)
- 1988 Ted Washington, DT (Sporting News)
- 1987 Chris Thieneman, DT (AP)
- Chris Sellers, (AP)
- 1985 Matt Battaglia, LB (AP)
- 1972 Tom Jackson, LB (United Press)
- John Madeya, QB (AP)
- Gary Barnes, WR (AP)
- Frank Gitschier, C (AP)
- 1970 Bill Gatti, RB (AP)
- 1961 Ernie Green, RB (n/a)
- 1948 Bob Bauer, DE (AP Little America)
- 1941 Charles Isenbery, RB (AP Little America)
- 1930 Guy Shearer, LB (Little America)

**ALL-STAR GAMES
BLUE-GRAY**

- 2003 Ronnie Ghent, Richard Owens, Josh Minkins
- 2001 Zek Parker
- 1997 Terry-Rice Lockett
- 1995 Alan Campos, Johnny Frost, Roman Oben
- 1994 Jamie Asher, Anthony Shelman
- 1992 Ray Buchanan
- 1989 Chad Fortune
- 1988 Jay Gruden
- 1985 Ernest Givins
- 1984 Kirk Perry
- 1982 Frank Minnifield
- 1980 Eddie Johnson
- 1979 Ron Heinrich, Ricky Skiles, Stu Stram
- 1978 Nathan Poole, Dwayne Woodruff
- 1972 Tom Jackson

SENIOR BOWL

- 2008 Eric Wood
- 2007 Brian Brohm (DNP), Harry Douglas
- 2006 Amobi Okoye, Kolby Smith
- 2005 Elvis Dumervil
- 2004 Robert McCune
- 2003 Ronnie Ghent
- 2002 Dave Ragone
- 2001 Deion Branch
- 1999 Chris Redman, Ibn Green, Tony Byrd
- 1997 Sam Madison, Tyrus McCloud
- 1996 Johnny Frost, Roman Oben
- 1995 Jamie Asher
- 1994 Kevin Gainer
- 1991 Browning Nagle, Ted Washington
- 1990 Carwell Gardner
- 1987 Bruce Armstrong
- 1986 Ernest Givins
- 1980 Otis Wilson
- 1973 Scott Marcus
- 1966 Doug Buffone
- 1964 Ken Kortas

HULA BOWL

- 2007 Art Carmody, Breno Giacomini
- 2000 Arnold Jackson, Donovan Arp, R. Holman
- 1998 Rick Nord
- 1996 Alan Campos
- 1995 Kendall Brown
- 1993 Ray Buchanan
- 1992 Klaus Wilmismeyer
- 1989 Deon Booker
- 1986 Ernest Givins

EAST-WEST

- 2008 Hunter Cantwell
- 2007 Gary Barnidge
- 2005 Brandon Johnson, Jason Spitz
- 2004 Stefan LeFors, J.R. Russell
- 2002 Curry Burns
- 1999 Ibn Green
- 1997 Sam Madison, Tyrus McCloud, Leland Taylor
- 1996 Roman Oben
- 1993 Ray Buchanan
- 1992 Klaus Wilmismeyer
- 1991 Mike Flores, Browning Nagle
- 1989 Jay Gruden
- 1980 Otis Wilson
- 1966 Benny Russell

NORTH-SOUTH

- 1972 John Madeya
- 1968 Wally Oylar
- 1967 Ed Harmon
- 1966 Tom Holzer
- 1965 Doug Buffone
- 1963 Ken Kortas
- 1950 Tom Lucia

VILLAGES ALL-STAR CLASSIC

- 2004 Lionel Gates
- 2000 Rashad Holman, Jason Padget





FIRST TEAM AII-BIG EAST

- 2008** Eric Wood
George Bussey
- 2007** Gary Barnidge
Art Carmody
Harry Douglas
Eric Wood
- 2006** George Bussey
Art Carmody
Harry Douglas
Renardo Foster
William Gay
Amobi Okoye
Kurt Quarterman
- 2005** Michael Bush
Art Carmody
Brian Brohm
Elvis Dumervil
Travis Leffew
Jason Spitz
Joshua Tinch

**FIRST TEAM
AII-CONFERENCE C-USA**

- 2004** Stefan LeFors
Marcus Jones
J.R. Russell
Travis Leffew
Kerry Rhodes
Robert McCune
- 2003** Stefan LeFors
J.R. Russell
Ronnie Ghent
- 2002** Dave Ragone
Ronnie Ghent
Damien Dorsey
Dewayne White
Broderick Clark
- 2001** Michael Bush
Art Carmody
Brian Brohm
Elvis Dumervil
Travis Leffew
Jason Spitz
Joshua Tinch
- 2000** Dave Ragone
Jason Padgett
Ronnie Ghent
Deion Branch
Anthony Floyd
- 1999** Chris Redman
Frank Moreau
Anthony Byrd
Ibn Green
Arnold Jackson
Mike Gantous
- 1998** Rick Nord
Leroy Collins
Anthony Byrd
Ibn Green
Arnold Jackson
Antonio Roundtree
- 1997** Kendrick Gholston
Ibn Green
- 1996** Carl Powell
Tyrus McCloud
Sam Madison

FIRST TEAM AII-BIG EAST PERFORMERS



Eric Wood
2007-08



George Bussey
2006, 08



Gary Barnidge
2007



Art Carmody
2005-07



Harry Douglas
2006-07



Renardo Foster
2006



William Gay
2006



Amobi Okoye
2006



Kurt Quarterman
2006



Michael Bush
2005



Brian Brohm
2005



Elvis Dumervil
2005



Joshua Tinch
2005



Travis Leffew
2005



Jason Spitz
2005

BIG EAST Offensive POY
2005 Brian Brohm

BIG EAST Defensive POY
2005 Elvis Dumervil

BIG EAST ROOKIE of the YEAR
2008 Victor Anderson

C-USA Offensive Player of the Year
2002 Dave Ragone
2001 Dave Ragone
2000 Dave Ragone
1999 Chris Redman

C-USA Defensive Player of the Year
2001 Dewayne White
1996 Tyrus McCloud
1995 Tyrus McCloud



BIG EAST Offensive POY

2005 Brian Brohm

BIG EAST Defensive POY

2005 Elvis Dumervil

BIG EAST ROOKIE of the YEAR

2008 Victor Anderson

C-USA Offensive Player of the Year

2002 Dave Ragone
 2001 Dave Ragone
 2000 Dave Ragone
 1999 Chris Redman

C-USA Defensive Player of the Year

2001 Dewayne White
 1996 Tyrus McCloud
 1995 Tyrus McCloud

All-BIG EAST

2008

First Team: Eric Wood, George Bussey
 Second Team: Doug Beaumont, Victor Anderson, Jon Dempsey, Trent Guy

2007

First Team: Gary Barnidge, Art Carmody, Harry Douglas, Eric Wood
 Second Team: George Bussey, Brian Brohm, Lamar Myles

2006

First Team: George Bussey, Art Carmody, Harry Douglas, Renardo Foster, William Gay, Amobi Okoye, Kurt Quarterman
 Second Team: Brian Brohm, Malik Jackson, Mario Urrutia, Eric Wood

2005

First Team: Brian Brohm, Michael Bush, Art Carmody, Elvis Dumervil, Travis Leffew, Jason Spitz, Joshua Tinch, Brandon Johnson, Montavious Stanley, Mario Urrutia

All-Conference USA

2004

First Team: Stefan LeFors, Marcus Jones, J.R. Russell, Travis Leffew, Kerry Rhodes, Robert McCune
 Second Team: Jason Spitz, Eric Shelton, Will Rabatin, Adam McCauley

2003

First Team: J.R. Russell, Stefan LeFors, Ronnie Ghent
 Second Team: Travis Leffew, Jason Spitz, Marcus Jones
 Third Team: Robert McCune, Eric Shelton

2002

First Team: Dave Ragone, Ronnie Ghen, Damien Dorsey, Dewayne White, Broderick Clark
 Second Team: Rod Day, Anthony Floyd

2001

First Team: Dave Ragone, Aaron Dardzinski, Ronnie Ghent, Deion Branch, Michael Josiah, Dewayne White, Anthony Floyd, Zek Parker
 Second Team: Rob Eble, Curry Burns, Laroni Gallishaw

2000

First Team: Dave Ragone, Jason Padget, Ronnie Ghent, Deion Branch, Anthony Floyd
 Second Team: J.O'Shaughnessy, Arnold Jackson, Donovan Arp, Michael Josiah, Rashad Harris, Rashad Holman, Zek Parker

1999

First Team: Chris Redman, Frank Moreau, Anthony Byrd, Ibn Green, Arnold Jackson, Mike Gantous
 Second Team: Mark Grivna

1998

First Team: Leroy Collins, Rick Nord, Ibn Green, Arnold Jackson, Antonio Roundtree
 Second Team: Chris Redman, Mike Gantous, Bud Herring

1997

First Team: Ibn Green, Kendrick Gholston
 Second Team: Rick Nord, Miguel Montano, Terry Rice, Court. Dinkins (2nd)

1996

First Team: Carl Powell, Tyrus McCloud, Sam Madison

All-Missouri Valley

1974

Wilbur Summers

1973

Walter Peacock, Joe Lee Phillips, Wilbur Summers

1972

Gary Barnes, Steve Reese, Frank Gitschier, John Madeya, Howard Stevens, Tom Jackson, Joe Welch

1971

Amos Martin, John Madeya, Howard Stevens, Larry Ball, Tom Jackson, Joe Welch

1970

Cookie Brinkman, Horace Jones, Tom Jackson

1969

Lee Bougness

1968

Lou Bougness, Medford Lee, Don Cunningham

1967

Jim Zamberlan, Dave Bernahl, Ed Harmon

1966

Dave Bernahl, Benny Russell

1965

Dave Bernahl, Steve Hodge, Tom Holzer, Doug Buffone

1963

Dave Bernahl

Missouri Valley Coach of the Year

1965 Frank Camp; 1970 Lee Corso

Missouri Valley Offensive MVP

1971 Howard Stevens; 1972 Howard Stevens
 1973 Walter Peacock

Missouri Valley Defensive MVP

1972 Tom Jackson

ESPN The Mag. Academic All-America

2007

Brian Brohm

2006

Brian Brohm

College Football Association Academic All-America

1994

Brandon Brookfield

1991

Erik Watts

Academic All-BIG EAST

2009

Darius Ashley, Justin Burke, Bobby Burns, Maurice Clark, Drew Davis, Bo Eggers, Adam Froman, Zach Kiernan, Reinhold Leicht, Pete Nochtta, Chris Philippott, Will Stein, Malcolm Tatum, Joe Tronzo

2008

Brock Bolen, Nick Borgelt, Justin Burke, Maurice Clark, Tyler Jessen, Pete Nochtta, Brian Roche, Byron Stingily, Corey Thompson, Joe Tronzo, Eric Wood

2007

Daniel Barlowe, Brock Bolen, Nick Borgelt, Brian Brohm, Todd Flannery, Scott Kuhn, Pete Nochtta, Brian Roche, Corey Thompson, Joe Tronzo, Eric Wood

2006

Brock Bolen, Nick Borgelt, Brian Brohm, Daniel Cameron, Art Carmody, Scott Kuhn, Brian Roche, Michael Sturgeon, Joe Tronzo, Eric Wood

2005

Brian Brohm, Travis Leffew, Chad Rimpsey, Brian Roche, Matt Sanders, Jason Spitz, Michael Sturgeon, Deriontae Taylor, Eric Wood

NATIONAL HONORS

Bronko Nagurski Award

2005

Elvis Dumervil (Winner)

Vince Lombardi Award

2005

Elvis Dumervil (Finalist)

Ted Hendricks Award

2005

Elvis Dumervil (Winner)

2002

Dewayne White (Semifinalist)

Lou Groza Award

2006

Art Carmody (Winner)

Rimington Award

2008

Eric Wood (Finalist)

Disney Spirit Award

2002

Dewayne White (Winner)

NFL Draft Picks by Team

**Arizona/Phoenix/St. Louis/Chicago Cardinals (3)**

1964 Ken Kortas, OT, 1st Round, No. 9
 1966 Benny Russell, QB, 17th Round, No. 252
 2006 Brandon Johnson, LB, 5th Round, No. 142

Atlanta Falcons (3)

1969 Wally Oiler, QB, 6th Round, No. 137
 1973 John Madeya, QB, 14th Round, No. 351
 2008 Harry Douglas, WR, 3rd Round, No. 84

Baltimore Ravens (3)

1997 Tyrus McCloud, LB, 4th Round, No. 118
 1997 Leland Taylor, DT, 7th Round, No. 238
 2001 Chris Redman, QB, 3rd Round, No. 75

Buffalo Bills (4)

1983 Richard Tharpe, OL, 10th Round, No. 260
 1990 Carwell Gardner, FB, 2nd Round, No. 42
 2005 Lionel Gates, RB, 7th Round, No. 236
 2009 Eric Wood, C, 1st Round, No. 28

Carolina Panthers (3)

2005 Erich Shelton, RB, 2nd Round, No. 54
 2005 Stefan LeFors, QB, 4th Round, No. 12
 2008 Gary Barnidge, TE, 5th Round, No. 141

Chicago Bears (5)

1961 John Finn, T, 5th Round, No. 244
 1965 T. LaFramboise, QB, 17th Round, No. 228
 1966 Doug Buffone, LB, 4th Round, No. 60
 1980 Otis Wilson, LB, 1st Round, No. 19
 1984 Tom Andrews, OT, 4th Round, No. 98

Cincinnati Bengals (6)

1968 John Neidert, LB, 6th Round, No. 145
 1968 Wayne Patrick, RB, 10th Round, No. 247
 1974 Richard Bishop, DT, 5th Round, No. 127
 1978 Calvin Price, RB, 11th Round, No. 293
 1979 Nathan Poole, RB, 10th Round, No. 250
 2008 Mario Urrutia, WR, 7th Round, No. 246

Cleveland Browns (2)

1950 Joe Travue, B, 18th Round, No. 234
 1981 Eddie Johnson, LB, 7th Round, No. 187

Dallas Cowboys (3)

1968 Ed Harmon, LB, 3rd Round, No. 71
 1996 Alan Campos, LB, 5th Round, No. 167
 2006 Montavious Stanley, DT, 6th Round, No. 182

Denver Broncos (3)

1973 Tom Jackson, LB, 4th Round, No. 88
 1976 Wilbur Summers, P, 15th Round, No. 418

2006 Elvis Dumervil, DE, 4th Round, No. 126

Green Bay Packers (8)

1962, Ernie Green, RB, 14th Round, No. 196
 1970 Cleo Walker, LB, 7th Round, No. 172
 1980 Ricky Skiles, LB, 11th Round, No. 283
 1982 Donnie Craft, RB, 12th Round, No. 314
 2003 Chris Johnson, CB, 7th Round, No. 245
 2006 Jason Spitz, G, 3rd Round, No. 75
 2008 Brian Brohm, QB, 2nd Round, No. 56
 2008 Breno Gizcomini, OT, 5th Round, No. 150

Indianapolis/Baltimore Colts (4)

1958 Lenny Lyles, B, 1st Round, No. 11
 1991 Jerry Crafts, OL, 11th Round, No. 292
 1993 Ray Buchanan, CB, 3rd Round, No. 65
 1997 Carl Powell, DE, 5th Round, No. 156

Houston Texans (3)

2003 Dave Ragone, QB, 3rd Round, No. 88
 2003 Curry Burns, S, 7th Round, No. 217
 2007 Amobi Okoye, DT, 1st Round, No. 10

Kansas City Chiefs (2)

2001 Frank Moreau, RB, 4th Round, No. 115
 2007 Kolby Smith, RB, 5th Round, No. 148

Miami Dolphins (5)

1971 Larry Ball, TE, 4th Round, No. 91
 1983 Mark Clayton, WR, 8th Round, No. 223
 1984 Dean May, QB, 5th Round, No. 119
 1985 Ron Davenport, RB, 6th Round, No. 167
 1997 Sam Madison, DB, 2nd Round, No. 44

Minnesota Vikings (3)

1962 Lee Calland, DB, n/a, n/a
 1964 Dick Schott, OT, 19th Round, No. 258
 1972 Amos Martine, DE, 6th Round, No. 154

New England Patriots (3)

1987 Bruce Armstrong, OT, 1st Round, No. 23
 2002 Deion Branch, WR, 2nd Round, No. 65
 2009 George Bussey, OT, 5th Round, No. 170

New Orleans Saints (2)

1973 Howard Stevens, RB, 16th Round, No. 388
 1993 Joe Johnson, DT, 1st Round, No. 13

New York Giants (1)

1996 Roman Oben, 3rd Round, No. 66

New York Jets (2)

1991 Browning Nagle, QB, 2nd Round, No. 34

2005 Kerry Rhodes, FS, 4th Round, No. 123

Oakland Raiders (2)

1971 Horace Jones, DT, 12th Round, No. 305
 2007 Michael Bush, RB, 4th Round, No. 100

Philadelphia Eagles (4)

1952 Johnny Brewer, B, 28th Round, No. 32
 1967 Bill Downs, OT, 13th Round, No. 334
 1970 Less Bougness, RB, 3rd Round, No. 59
 1991 Mike Flores, DE, 11th Round, No. 298

Pittsburgh Steelers (8)

1942 Clure Mosher, C, 14th Round, No. 121
 1953 Jim Williams, B, 19th Round, No. 221
 1955 Johnny Unitas, QB, 9th Round, No. 102
 1959 Ed Young, E, 26th Round, No. 306
 1960 Howard Turley, E, 19th Round, No. 222
 1975 Marty Smith, DT, 15th Round, No. 390
 1979 Dwayne Woodruff, S, 6th Round, No. 161
 2007 William Gray, CB, 5th Round, No. 170

San Diego Chargers (1)

1970 Dave Sanks, OL, 17th Round, No. 431

San Francisco 49ers (4)

1967 Tom Holzer, OT, 2nd Round, No. 39
 1968 Clarence Spencer, TE, 15th Round, No. 395
 1991 Ted Washington, DT, 1st Round, No. 25
 2001 Rashad Holman, CB, 6th Round, No. 179

St. Louis/Cleveland/Los Angeles Rams (3)

1956 Maury Woodford, T, 9th Round, No. 108
 1975 A.J. Jacobs, DB, 13th Round, No. 332
 1993 Deral Boykin, S, 6th Round, No. 149

Tampa Bay Buccaneers (3)

1992 Klaus Wilmsmeyer, P, 12th Round, No. 311
 2003 Dewayne White, DE, 2nd Round, No. 64
 2005 J.R. Russell, WR, 7th Round, No. 253

Tennessee Titans/Houston Oilers (1)

1986 Ernest Givins, WR, 2nd Round, No. 34

Washington Redskins (3)

1961 Ron Petty, T, 16th Round, No. 213
 1995 Jamie Asher, TE, 5th Round, No. 137
 2005 Robert McCune, LB, 5th Round, No. 154

Unknown Teams (3)

1949 Bob Todd, T, 13th Round, No. 130
 1958 Mario Cheppo, E, 18th Round, No. 207
 1962 Charles Stitch, n/a, n/a, n/a



NFL Draft Picks by Round



Eric Wood was the last first round selection for the Cardinals when he was the 28th pick by the Buffalo Bills in the first round of the 2009 NFL Draft.



Harry Douglas, who owns the school record for most receiving yards in a game, was a third-round selection of the Atlanta Falcons in 2008.

FIRST ROUND (8)

- 1958 Lenny Lyles, B, No. 11 (Baltimore)
- 1964 Ken Kortas, OT, No. 9 (St. Louis)
- 1980 Otis Wilson, LB, No. 19 (Chicago)
- 1987 Bruce Armstrong, OT, No. 23 (New England)
- 1991 Ted Washington, DT, No. 25 (San Francisco)
- 1993 Joe Johnson, DT, No. 13 (New Orleans)
- 2007 Amobi Okoye, DT, No. 10 (Houston)
- 2009 Eric Wood, C, No. 28 (Buffalo)

SECOND ROUND (9)

- 1967 Tom Holzer, OT, No. 39 (San Francisco)
- 1986 Ernest Givins, WR, No. 34 (Houston)
- 1990 Carwell Gardner, FB, No. 42 (Buffalo)
- 1991 Browning Nagle, QB, No. 34 (New York Jets)
- 1997 Sam Madison, DB, No. 44 (Miami)
- 2002 Deion Branch, WR, No. 65 (New England)
- 2003 Dewayne White, DE, No. 64 (Tampa Bay)
- 2005 Eric Shelton, RB, No. 54 (Carolina)
- 2008 Brian Brohm, QB, No. 56 (Green Bay)

THIRD ROUND (8)

- 1968 Ed Harmon, LB, No. 71 (Dallas)
- 1970 Lee Bouggess, RB, No. 59 (Philadelphia)
- 1993 Ray Buchanan, CB, No. 65 (Indianapolis)
- 1996 Roman Oben, OT, No. 66 (New York Giants)
- 2001 Chris Redman, QB, No. 75 (Baltimore)
- 2003 Dave Ragone, QB, No. 88 (Houston)
- 2006 Jason Spitz, G, No. 75 (Green Bay)
- 2008 Harry Douglas, WR, No. 84 (Atlanta)

FOURTH ROUND (10)

- 1966 Doug Buffone, LB, No. 60 (Chicago)
- 1971 Larry Ball, TE, No. 91 (Miami)
- 1973 Tom Jackson, LB, No. 88 (Denver)
- 1984 Tom Andrews, OT, No. 98 (Chicago)
- 1997 Tyrus McCloud, LB, No. 118 (Baltimore)
- 2001 Frank Moreau, RB, No. 115 (Kansas City)
- 2005 Stefan LeFors, QB, No. 121 (Carolina)
- 2005 Kerry Rhodes, FS, No. 123 (New York Jets)
- 2006 Elvis Dumervile, DE, No. 126 (Denver)
- 2007 Michael Bush, RB, No. 100 (Oakland)

FIFTH ROUND (13)

- 1961 John Finn, T, No. 244 (Chicago)
- 1974 Richard Bishop, DT, No. 127 (Cincinnati)
- 1984 Dean May, QB, No. 119 (Miami)
- 1995 Jamie Asher, TE, No. 137 (Washington)
- 1996 Alan Campos, LB, No. 167 (Dallas)
- 1997 Carl Powell, DE, No. 156 (Indianapolis)
- 2005 Robert McCune, LB, No. 154 (Washington)
- 2006 Brandon Johnson, LB, No. 142 (Arizona)

SIXTH ROUND (8)

- 2007 Kolby Smith, RB, No. 148 (Kansas City)
- 2007 William Gay, CB, No. 170 (Pittsburgh)
- 2008 Gary Barnidge, TE, No. 141 (Carolina)
- 2008 Breno Gizcomini, OT, No. 150 (Green Bay)
- 2009 George Bussey, OT, No. 170 (New England)

SEVENTH ROUND (8)

- 1968 John Neidert, LB, No. 145 (Cincinnati)
- 1969 Wally Oyeler, QB, No. 137 (Atlanta)
- 1972 Amos Martin, DE, No. 154 (Minnesota)
- 1979 Dwayne Woodruff, S, No. 161 (Pittsburgh)
- 1985 Ron Davenport, RB, No. 167 (Miami)
- 1993 Deral Boykin, S, No. 149 (Los Angeles)
- 2001 Rashad Holman, CB, No. 179 (San Francisco)
- 2006 Montavious Stanley, DT, No. 182 (Dallas)

EIGHTH ROUND (1)

- 1970 Cleo Walker, LB, No. 172 (Green Bay)

- 1981 Eddie Johnson, LB, No. 187 (Cleveland)
- 1997 Leland Taylor, DT, No. 238 (Baltimore)
- 2003 Curry Burns, S, No. 217 (Houston)
- 2003 Chris Johnson, CB, No. 245 (Green Bay)
- 2005 Lionel Gates, RB, No. 236 (Buffalo)
- 2005 J.R. Russell, WR, No. 253 (Tampa Bay)
- 2008 Mario Urrutia, WR, No. 246 (Cincinnati)

NINTH ROUND (2)

- 1983 Mark Clayton, WR, No. 223 (Miami)

TENTH ROUND (3)

- 1955 Johnny Umitas, QB, No. 102 (Pittsburgh)
- 1956 Maury Woodford, T, No. 108 (Los Angeles)

ELEVENTH ROUND (4)

- 1968 Wayne Patrick, RB, No. 247 (Cincinnati)
- 1979 Nathan Poole, RB, No. 250 (Cincinnati)
- 1983 Richard Tharpe, OL, No. 260 (Buffalo)

TWELFTH ROUND (3)

- 1978 Calvin Prince, RB, No. 293 (Cincinnati)
- 1980 Ricky Skiles, LB, No. 283 (Green Bay)
- 1991 Jerry Crafts, OL, No. 292 (Indianapolis)
- 1991 Mike Flores, DE, No. 298 (Philadelphia)

THIRTEENTH ROUND (3)

- 1971 Horace Jones, DT, No. 305 (Oakland)
- 1982 Donnie Craft, RB, No. 314 (Green Bay)
- 1992 Klaus Wilmsmeyer, P, No. 311 (Tampa Bay)

FOURTEENTH ROUND (3)

- 1949 Bob Todd, T, No. 130 (St. Louis)
- 1967 Bill Downs, OT, No. 334 (Philadelphia)
- 1975 A.J. Jacobs, DB, No. 332 (Los Angeles)

FIFTEENTH ROUND (3)

- 1942 Clure Mosher, C, No. 121 (Pittsburgh)
- 1962 Ernie Green, RB, No. 196 (Green Bay)
- 1973 John Madeya, QB, No. 351 (Atlanta)

SIXTEENTH ROUND (2)

- 1968 Clarence Spencer, TE, No. 395 (San Francisco)
- 1975 Marty Smith, DT, No. 390 (Pittsburgh)
- 1976 Willbur Summers, P, No. 418 (Denver)

SEVENTEENTH ROUND (2)

- 1961 Ron Petty, T, No. 213 (Washington)
- 1973 Howard Sievents, RB, No. 388 (New Orleans)

EIGHTEENTH ROUND (2)

- 1965 T. LaFramboise, QB, No. 228 (Chicago)
- 1966 Benny Russell, QB, No. 252 (St. Louis)
- 1970 Dave Sanks, OL, No. 431 (San Diego)

NINETEENTH ROUND (2)

- 1950 Joe Travue, B, No. 234 (Cleveland)
- 1958 Mario Cheppo, E, No. 207 (St. Louis)

TIENTH ROUND (3)

- 1953 Jim Williams, B, No. 221 (Pittsburgh)
- 1960 Howard Turlley, E, No. 222 (Pittsburgh)
- 1964 Dick Schoot, OT, No. 258 (Minnesota)

TWENTIETH ROUND (1)

- 1959 Ed Young, E, No. 306 (Pittsburgh)

21ST ROUND (1)

- 1952 Johnny Brewer, B, No. 329 (Philadelphia)

UNKNOWN ROUNDS

- 1962 Lee Calland (Minnesota)
- 1962 Charles Stitch (Cincinnati)



A

David Akers - Washington '98, Philadelphia '99-
Tom Andrews - Chicago '84-85, Seattle '86
Bruce Armstrong- New England '87-00
Donovan Arp - Washington '01-03
Jamie Asher - Washington '95-98, Philadelphia '99

B

Aaron Bailey - Carolina (AFL)'02, Memphis Ma-
nix '01, Indianapolis '94-99
Larry Ball- Miami '77-78; '72-74, Tampa Bay '76,
Detroit '75
Gary Barnidge - Carolina '08-
Matt Battaglia - Philadelphia '87
Dave Betz - New Jersey '83
Richard Bishop - Hamilton '74, Ottawa '75, New
England '76-81, Miami '82, Los Angeles '83
Brock Bolen - Jacksonville '09-
Lavell Boyd - Cincinnati '00, Houston '02
Deral Boykin - L.A. '93-94, Jacksonville '95,
Philadelphia '96
Deion Branch - New England '02-06, Seattle '06-
John Brewer - Philadelphia '52-53
Brian Brohm - Green Bay '08, Buffalo '09
Jeff Brohm - San Diego '94, San Francisco '95-97,
Tampa '98, Denver '99-00, Cleveland '00
Ray Buchanan - Ind. '93-96, Atl. '97-03, Oak.'04-
06
Doug Buffone - Chicago '66-80
Curry Burns - Houston '03, New York '04
Michael Bush - Oakland '07-
George Bussey - New England '09-

C

Lee Calland - Minnesota '63-65, Atlanta '66-68,
Pittsburgh '69-72, Chicago '69
Alan Campos - Dallas '96, Carolina '00
Hunter Cantwell - Carolina '09-
Pat Carter - Baltimore '08, Tampa Bay '09
Rico Clark - Indianapolis '97-98, Cincinnati '99-
00, New England '00, Carolina '02)
Mark Clayton - Miami '83-92, Green Bay '93
Leroy Collins - Jacksonville '99-00, Tennessee '02-
03
Anthony Copeland - Washington '87
Donald Craft - Houston '82-84
Jerry Crafts - Buffalo '92-94, Green Bay '95

D

Ron Davenport - Miami '85-89
Ralph Dawkins - New Orleans 1994
Jon Dempsey - Cleveland '10-
Harry Douglas Atlanta '08-
Elvis Dumervil - Denver '06-

F

Mike Flores - Phil. '91-94, Cincinnati '95
Anthony Floyd - Indianapolis '03-06
Otis Floyd - Edmonton '00, Washington '02-03



Michael Bush

Renardo Foster - Atlanta '07-09

G

Kevin Gaines - Carolina (AFL) '02, New Jersey '00-
02, Orlando '98-99
John Gainey - Tampa Bay (AFL) '92
Mike Gantous - Indiana '01
Carwell Gardner - Buffalo '90-94, Cleveland '95,
Baltimore '96, San Diego '97
Lionel Gates - Buffalo '05-06
William Gay- Pittsburgh '07-
Ronnie Ghent - Cincinnati '04-07), New Orleans
'08
Kendrick Gholston - Kansas City '02-03
Breno Giacomini - Green Bay '08-
Ernest Givins - Houston '86-94, Jacksonville '95
Adrian Grady - Indianapolis '09
Mark Grandy - New York (AFL) '88
Ernie Green - Cleveland '62-68
Jay Gruden - Tampa (AFL) '91-96, Orlando '02
Trent Guy - Charlotte '10

H

Jim Hanna - New Orleans '94
Ed Harmon - Cincinnati '69
Reggie Hargrove - Chicago (AFL) '00-01, Seattle
'02, Hamilton '05,
Antoine Harris - Tennessee '06, Atlanta 07-
Nate Harris -Kansas City '07, New York '09
Rashad Harris - Cincinnati '01
Earl Heyman - New Orleans '09
Jon Hilbert - Dallas '01, Chicago '02-03
Jason Hilliard -New York '05-06, Columbus '07
Rashad Holman -San Francisco '01-03

J

Arnold Jackson - Arizona '01-03
Malik Jackson - Oakland '08-09
Tom Jackson -Denver '73-86



Elvis Dumervil

Joe Jacoby -Washington '80-93
Brandon Johnson -Arizona '06-07, Cincinnati 08-
Charlie Johnson - San Francisco (1966-68)
Chris Johnson - Green Bay '03-04, St. Louis '05-06,
Oakland 2007-
Eddie Johnson - Cleveland '81-91
Joe Johnson - New Orleans '94-01, Green Bay '02-
07
Horace Jones - Oakland '71-75, '77
Tiger Jones - Georgia (AFL) '08
Michael Josiah - Cleveland '02

K

Dan Koons - Philadelphia '05-06, Kansas City '07-
08
Ken Kortas - St. Louis '64, Pitt. '65-68, Chicago '69
Scott Kuhn - Baltimore '08
Abdul Kuyateh - Tampa Bay '10

L

Stefan LeFors - Carolina '05-07, Edmonton '08-09
Travis Leffew - Dallas '06, GB '06, KC '07-08
Scott Long - San Francisco '10
Marty Lowe - St. Louis (AFL) '96, Texas '97
Lenny Lyles - San Francisco '59-60, Balti.'61-69,
'58

M

Chip Mattingly - Buffalo '02-03
Sam Madison - Miami '97-05, New York '06-08
Rondel Marsh - New Jersey '01
Amos Martin - Minnesota '72-77, Seattle '77
Errol Martin - Edmonton '93-98, Toronto '00
Dean May - Philadelphia '84
Pete McCartney - New York '87
Tyrus McCloud - Baltimore '97-98, Washington
'00
Robert McCune - Wash. '05-06, Miami '06, Balt.



- ‘07
- Brian McDonald - Philadelphia ‘02
- Kevin Miller - Minnesota ‘79-80
- Mel Mills - Cincinnati (AFL) ‘92-93
- Josh Minkins - Chicago ‘04
- Frank Minnifield - Chicago (USFL) ‘83-84, Cleveland ‘84-92
- Frank Moreau - Kansas City ‘00, Jacksonville ‘01, Houston ‘02-03
- Clure Mosher - Pittsburgh
- Lamar Myles - Jacksonville ‘08-09

- N**
- Browning Nagle - New York ‘91-93, Indianapolis ‘94, Atlanta ‘95, Orlando ‘99, Buffalo (AFL) ‘00
 - John Neidert - Cincinnati ‘68, New York ‘68-69, Chicago Bears ‘70

- O**
- Roman Oben - New York ‘96-99, Cleveland 00-01, Tampa Bay ‘02-03, San Diego 04-07
 - Amobi Okoye - Houston 07-
 - Richard Owens - Minnesota ‘04-06, St. Louis 07-08

- P**
- Jason Padget - Arizona ‘01-03
 - Zek Parker - Arizona ‘02-03
 - Wayne Patrick - Buffalo ‘68-72
 - Nathan Poole - Cincinnati ‘79-80, Denver ‘87, ‘85, ‘82-83
 - Carl Powell - Indianapolis ‘97-98, Baltimore ‘00-01, Washington ‘02-03, Cincinnati ‘04-08

- Q**
- Kurt Quarterman - Atlanta ‘07-08

- R**
- Dave Ragone - Houston ‘03-05, Cincinnati ‘06
 - Chris Redman - Baltimore ‘01-03, New England, Atlanta ‘07-
 - Steve Reese - New York ‘75, Tampa Bay ‘76
 - Kerry Rhodes - New York ‘05-09, Arizona ‘10
 - Ed Rubbert - Washington ‘87-88, Miami ‘89, Albany ‘91-93
 - Benny Russell - Buffalo ‘69
 - J.R. Russell - Tampa Bay ‘05-06

- S**
- Mark Sander - Miami ‘91-93
 - Anthony Shelman - Tampa Bay ‘95
 - Eric Shelton - Carolina ‘05-07, Washington ‘08
 - Joey Smith - New York ‘92-93, British Columbia ‘95
 - Kolby Smith - Kansas City ‘07-
 - Marty Smith - Buffalo ‘95
 - Jason Spitz - Green Bay 06-
 - Montavious Stanley - Dallas ‘06, Atlanta ‘07-
 - Howard Stevens - New Orleans ‘73-74, Baltimore ‘75-77



Kerry Rhodes

- W**
- Cleo Walker - Green Bay ‘70, Atlanta ‘71
 - Ted Washington - San Francisco ‘92-93, Denver ‘94-95, Buffalo ‘96- 00, Chicago ‘01-02, New England ‘02, Oakland ‘04-05, Cleveland ‘06-07
 - Mike Watkins - Washignton ‘01, Carolina ‘02-03
 - Dewayne White - Tampa Bay ‘03-06, Detroit ‘07-
 - Anthony Wiggins - Miami (AFL) ‘94
 - Carl Williams -Tampa Bay ‘85
 - Willie Williams - St. Louis ‘08-
 - Klaus Wilmsmeyer -San Francisco ‘92-94, Tampa Bay ‘94, New Orleans ‘95-97, Miami ‘98, Carolina ‘99
 - Otis Wilson - Chicago ‘80-90
 - Dwayne Woodruff -Pittsburgh ‘79-90

Cardinals in the Super Bowl

Name	Team	Years
David Akers	Philadelphia	‘05
Tom Andrews	Chicago	‘86
Bruce Armstrong	New England	‘97
Deion Branch	New England	‘04-05
Ray Buchanan	Atlanta	‘99
Jerry Crafts	Buffalo	‘92-93
Larry Ball	Miami	73-74
Jeff Brohm	San Diego	‘95
Mark Clayton	Miami	‘85
Ron Davenport	Miami	‘85
Carwell Gardner	Buffalo	‘90-93
William Gay	Pittsburgh	‘09
Tom Jackson	Denver	‘78, ‘87
Joe Jacoby	Washington	‘84,88, 91
Sam Madison	New York	‘08
Amos Martin	Minnesota	‘74-75, 77
John Neidert	New York	‘69
Chris Redman	Baltimore	‘01
Johnny Unitas	Baltimore	‘69, ‘71
Ted Washington	New England	‘04
Klaus Wilmsmeyer	San Francisco	‘95
Otis Wilson	Chicago	‘86
Dwayne Woodruff	Pittsburgh	‘80



William Gay won a Super Bowl with the Pittsburgh Steelers in 2009.



All-Time Letterwinners

- A**
- Abbey, Jack (1946)
- Abood, Tom (1974-77)
- Adams, Jeff (2007-)
- Adams, John (1983-86)
- Adams, Michael (2006-07)
- Ahmay, Rick (1977)
- Akers, David (1993-96)
- Alexander, Arthur (1986-89)
- Allan, Tim (1975)
- Allen, Anthony (2006-07)
- Alston, Lamar (2005-)
- Alvarez, Ron (1993)
- Anderson, Brad (1987-91)
- Anderson, Braxton (1997-98)
- Anderson, Ken (1951-52)
- Anderson, Mike (1973, '75-76)
- Anderson, Richard (1957-58)
- Anderson, Victor (2008-)
- Anderson, Zach (2005-06)
- Andrews, Tom (1981-83)
- Annear, W. (1938)
- Apke, Bill (1960-63)
- Archer, Ira (1934-35)
- Arden, David (1932)
- Armstrong, Bruce (1983-86)
- Arnett, Hall (1948)
- Arnold, Andrew (1972)
- Arnold, Clarence (1925-28)
- Arp, Donovan (1999-2000)
- Arrington, Calvin (1992-95)
- Arsenaault, Jim (1972)
- Arthur, Dave (1980-82)
- Ascher, Charles (1948-51)
- Ashburn, Bill (2006-)
- Asher, Jamie (1991-94)
- Ashley, Darius (2009-)
- Aspy, David (1950)
- Atcher, Kim (1993)
- Atkins, Xzavia (1992)
- Atkinson, John (1926-28)
- Austin, G.T. (1913)
- Autry, Keith (1976)
- Axline, Matt (1991)
- Axson, Mozell (2005-)
- Ayandele, Francis (1969)
- Ayers, John (1981)
- B**
- Bach, Arthur (1914)
- Bacik, Joe (1973-74)
- Backauskas, Chip (1983)
- Baden, Harry (1921-23)
- Bagley, Bob (1962)
- Bailey, Aaron (1992-93)
- Bailey, Ray (1984)
- Bain, Charles (1927-30)
- Baisch, Keith (1993)
- Baker, Ben (1968-69)
- Baker, Bruce (1912-13)
- Ball, Larry (1969-71)
- Ball, Stephon (2009-)
- Ballard, Tom (1966-67)
- Banta, Frank (1937)
- Barbato, Pat (1957-59)
- Bare, Bob (1987-88)
- Barker, Paul (1990-91, '93)
- Barlock, James (1950)
- Barlowe, Daniel (2004-07)
- Barnes, Bruce (1973-74)
- Barnes, Gary (1970-72)
- Barney, Zoe (1991)
- Barnett, George (1925-26)
- Barnidge, Gary (2004-07)
- Bass, Sonny (1940-42)
- Bates, Robert (1994-96)
- Battaglia, Matt (1983-86)
- Bauer, Bob (1948-50)
- Beach, Chad (1995-97)
- Beard, R.E. (1941)
- Beard, Todd (1989-92)
- Bearden, Bob (1959)
- Beatty, Brian (1994)
- Beauchamp, J. (1940)
- Beaumont, Doug (2007-)
- Becker, John (1953-55)
- Bednarski, Dan (1966-67)
- Bell, Anwar (1991, '93-94)
- Bell, Brian (1977)
- Bell, James (1985)
- Bell, John (1994-95)
- Bell, Ron (1987-90)
- Benavides, Mario (2009-)
- Bender, Bob (1951-53)
- Bennette, Ivan (1995-97)
- Benson, Marcel (2006)
- Bernahl, Dave (1965-67)
- Berry, Phil (1973-76)
- Bertleson, Dick (1933)
- Bertram, George (1946-49)
- Besancency, Mark (1976-77)
- Besong, Jeff (1983)
- Beswick, Steve (1987-90)
- Bethea, Hal (1949-51)
- Bethea, Herman (1952)
- Bethel, Tony (1993-96)
- Betz, Dave (1979-80)
- Bibb, Don (1996-99)
- Billings, Edward (1913-14)
- Birden, Anthony (1994)
- Bishop, Richard (1972-73)
- Black, Amos (1947-50)
- Black, Roger (1913)
- BlaRay, W.W. (1935)
- Blackerby, Jim (1924-27)
- Blackford, Will (1989-91)
- Blackman, R.H. (1916)
- Blackmon, Fred (1980-81)
- Blair, Cordell (1994-96)
- Blair, Scott (1994)
- Blair, Tom (1980-81)
- Blair, Tony (1981)
- Blakey, Mike (1968)
- Blalock, C.M. (1948-49)
- Bland, Lou (1941)
- Blasinsky, Mark (1980-81)
- Blessinger, E. (1929)
- Blessinger, Ed (1942)
- Blumeier, Kevin (1990-92)
- Blunk, Steve (1913-15)
- Boardman, Jerome (1930)
- Boarman, Dick (1963)
- Bock, John (1990-92)
- Bogan, Mike (1994-97)
- Boggs, Wilbur (1975-76)
- Bolen, Brock (2006-08)
- Boling, Dave (1970-71)
- Bond, A.H. (1932)
- Bonner, Anthony (1998)
- Bonokofsky, C. (1939)
- Borseth, Jeremy (1995-98)
- Booher, Bill (1969-70)
- Booker, Dave (1949-50)
- Booker, Deon (1985-88)
- Borgelt, Nick (2006-08)
- Borgman, Ted (1926-28)
- Bosler, Jim (1980)
- Bosworth, Bill (1988-91)
- Bott, Kenny (1928-31)
- Bottom, Alan (1971)
- Botts, Mike (1981-83)
- Bouchee, Chris (1973-75)
- Bouggess, Lee (1967-69)
- Boughen, Mal (1942)
- Bowen, Greg (1973)
- Bowen, Pete (1980-81)
- Bowers, Michael (2000-01)
- Bowman, Ed (1916)
- Bowman, Roger (1963)
- Boyd, Lavell (1997-99)
- Boykin, Deral (1991-92)
- Boyle, Walter (1940-42)
- Bradshaw, David (1975-77)
- Bradshaw, Reggie (2004-)
- Brady, Jim (1940-42)
- Bradwell, Antonio (1994)
- Branch, Deion (2000-01)
- Brand, Fred (1937-38)
- Brasher, Ralph (1931)
- Braxton, Joe (1975-76)
- Brayan, Ramon (1994-95, '97)
- Breuleux, Pete (1975)
- Brewer, John (1948-51)
- Bridges, Anthony (1991-93)
- Brinkman, Cookie (1968-70)
- Brinley, Don (1963-65)
- Broaden, Larry (1959-62)
- Brohm, Bill (1921-22)
- Brohm, Brian (2004-07)
- Brohm, Greg (1989-92)
- Brohm, Jeff (1990, '92-93)
- Brohm, Oscar (1968-69)
- Brookfield, Brandon (1991-94)
- Broomfield, Eric (1987-90)
- Brown, Abe (2003-06)
- Brown, Connor (1927)
- Brown, Daniel (2009-)
- Brown, D.J. (1996)
- Brown, H.H. (1926-29)
- Brown, James (1975-78)
- Brown, Keith (1982-84)
- Brown, Kendall (1991-94)
- Brown, Mark (1983)
- Brown, Michael (1999-02)
- Brown, Reggie (1971-72)
- Brown, Sherman (1975)
- Browne, Kenneth (1927-28)
- Browning, Jack (1950)
- Bruenig, Ray (1946-47)
- Brumback, Bill (1969)
- Brundula, Dennis (1972-73)
- Brunelli, Jeff (1999-01)
- Bruner, Steve (1989-90)
- Bruning, Bud (1940-42)
- Bryant, Pete (1957-60)
- Bryon, Louis (1961-63)
- Bryant, James (2008)
- Buchanan, Bobby (2005-08)
- Buchanan, Ray (1989-92)
- Buehler, Don (1974)
- Buffone, Doug (1962-65)
- Buffone, Jerry (1963-65)
- Bullard, William (1934)
- Burdock, Tony (1970-72)
- Burke, Justin (2009-)
- Burkey, Pete (1987-90)
- Burlington, Anson (1928)
- Burns, Bobby (2009-)
- Burns, Curry (1999-02)
- Burns, Johnnie (2006-08)
- Burrell, Xavier (1997-98)
- Burnoughs, Tim (1973-75)
- Burton, Ralph (1921)
- Bush, Michael (2003-06)
- Bussey, George (2005-08)
- Buster, Curtis (1983-84)
- Butler, Liggett (1991-92)
- Butler, Randy (1976-79)
- Butler, Robbie (1974)
- Butler, Terrance (2004-07)
- Butler, Zach (1996-99)
- Bynm, Pete (1987-90)
- Bynoe, Rawle (1989-92)
- Byrd, Anthony (1996-99)
- Byrom, Josh (2008-)

- C**
- Cade, Jon (1982-83)
- Cadwell, Larry (1957-59)
- Cain, Dan (1973-74, '76)
- Cain, George (1954-57)
- Caldwell, C.N. (1912-13, '15)
- Caldwell, Jacques (2009-)
- Calland, Lee (1959-62)
- Calvin, Ralph (1969-71)
- Campa, Chris (2008-09)
- Campbell, Greg (1970-71)
- Campbell, Mike (1971)
- Campbell, Tony (1980-82)
- Campos, Alan (1992-95)
- Canady, Antwon (2008-)
- Canady, Bob (1968)
- Cantwell, Hunter (2005-08)
- Caras, Tom (1955)
- Carmody, Arthur (2004-07)
- Carpenter, Ken (1939-40)
- Carrick, Brian (1974-76)
- Carnoll, Allen (1998-2000)
- Carnoll, Tom (1992-93)
- Carnoll, Tom (1974)
- Carnoll, Tom (1941-42, '46)
- Carswell, Ivan (1934-35)
- Carter, Patrick (2006-07)
- Casey, Bob (1965, '67)
- Caswell, Jason (1996)
- Caudill, Fred (1923-24)
- Caufield, Jimmy (1937-40)
- Cavallo, Tom (1990-93)
- Cavitt, Volney (1922)
- Cerione, Danny (1983-86)
- Chance, Jerry (1957)
- Chanda, Matt (1997-99)
- Chapman, Tim (1984)
- Charasika, Tendia (1996)
- Cheppo, Mario (1954-57)
- Chichester, Josh (2008-)
- Childs, Ray (2001-04)
- Chinn, Kevin (1989-93)
- Clark, Broderick (2002-05)
- Clark, Colburn (1987)
- Clark, Kolby (2000-01)
- Clark, Maurice (2008-09)
- Clark, Max (1956)
- Clark, S.S. (1934)
- Clark, Rico (1993-96)
- Clay, Roger (1979-82)
- Clayton, B. (1950)
- Clayton, Mark (1979-82)
- Cleveland, Bob (1959-62)
- Click, Steve (1946-48)
- Clower, Bill (1941-42)
- Coldiron, George (1946)
- Coldiron, Greg (1973)
- Cole, Calvert (1984-86)
- Coleman, Jack (1946-47)
- Coleman, Tom (1938-41)
- Collage, Dick (1981-82)
- Collina, Elmer (1955-59)
- Collins, Andre (1998)
- Collins, Charles (1968)
- Collins, Chris (1989, '91)
- Collins, Jeremy (1999-01)
- Compise, Pete (1966-68)
- Compton, Larry (1961, '63)
- Connell, Ed (1999-)
- Conner, L.E. (1962-64)
- Conner, Prentiss (1921)
- Conrad, Bernie (1974-76)
- Contento, Mike (1974-76)
- Conway, Doug (1982-84)
- Conway, Matt (1995-96)
- Coode, Dave (1975-77)
- Cook, Kevin (1991-93)
- Conner, Anthony (2009-)
- Copeland, Anthony (1984)
- Copeland, John (1969-70)
- Corley, Martise (1997)
- Corso, Marty (1922-25)
- Cosby, Don (1983-86)
- Cosby, Rene (1990)
- Council, Rod (2005-07)
- Covington, Daniel (2008-09)
- Cox, Brandon (2004-07)
- Craft, Donnie (1978-81)
- Crafts, Jerry (1989-90)
- Crago, Lester (1931)
- Crawford, Wilbur (1932)
- Crecelics, Tom (1941-42)
- Cricello, Jason (1994)
- Crocetti, Dominic (1946)
- Croley, Gary (1994-96)
- Crowder, M.O. (1928-30)
- Crowe, John (1930-31)
- Cruz, Mike (1980-82)
- Cruz, Rick (1976-78)
- Cuby, John (1977-79)
- Cully, Jeff (1974-78)
- Culley, Andy (1989-92)
- Cumberworth, Matt (1976-77)
- Cummings, Lamar (1982-83)
- Cummings, Tony (1987-90)
- Cunningham, Don (1966-68)
- Cupito, Steve (1979)
- Curella, L. (1965)
- Curry, Ron (1969)
- Curry, Sebastian (1980-82)

- D**
- Daffron, Jeff (1982)
- Daniel, John (1912-14)
- Daniel, Maurice (1914-16)
- Daniel, Elijah (2005-)
- Daniel, Roy (1913-14)
- Daniels, Anthony (1985)
- Daniels, Jim (1953)
- Dardzinski, Aaron (1998-01)
- Darveau, Jeremy (2004-05)
- Darling, John (1975)
- Daugherty, Harry (1922-24)



Daugherty, Jack (1924-26)
 Davenport, Ron (1981-84)
 Davidson, Alex (1937-38)
 Davis, Antonio (1985-86)
 Davis, Brian (1997-2000)
 Davis, Drew (2009-)
 Davis, Harry (1935)
 Davis, Jack (1946)
 Davis, Mark (1974)
 Dawkins, Bernie (1974, '77)
 Dawkins, Ralph (1990-93)
 Dawson, Toby (1999-2000)
 Day, Ken (1948-51)
 Day, Rod (2000-2003)
 Dehold, Dave (1990-93)
 Deer, Josh (2004-)
 Delozier, Roscoe (1916)
 Deluca, Pete (1971)
 DeMarco, John (1981-83)
 Dempsey, Jon (2008-09)
 Dennis, James (1995, '97-98)
 Dennis, Mike (1964-66)
 Denson, Antwan (2003-04)
 DePaola, Len (1972-74)
 Depree, Julian (1928-29)
 Derricoatte, Bernard (1974)
 Desenberg, Bill (1952)
 Defenber, Gene (1948-50)
 Defenber, Mike (1967-69)
 Deward, Mike (1951)
 Dezelan, Dave (1967)
 Dickens, Torrence (1983-84)
 Dickerson, Mike (1975-77)
 Dickerson, Rolland (1983)
 Didier, Jim (1975)
 Dihitzeruk, Dan (1978-80)
 Dillion, Samuel (1987)
 Dimoff, Greg (1978-80)
 Dinkins, Courtney (1996-99)
 Dixon, Calvin (1985-86, '88)
 Dobbs, Bill (1962-64)
 Dobbs, Steve (1968-69)
 Dobbina, Don (1974)
 Dolack, Bob (1957)
 Dole, Jim (1952)
 Doll, Kenny (1933-35)
 Doll, Paul (1934-35)
 Donaghue, Mike (2006-07)
 Donahue, Steve (1977)
 Donnell, Blayne (2007-)
 Donnelly, Bob (1957-58)
 Donninger, Frank (1998-01)
 Donninger, Tony (1999-01)
 Dorsch, Bill (1980-69)
 Dorsey, Damien (1999-02)
 Dotson, Don (1927-30)
 Doty, Jeff (1983)
 Dougherty, Tim (2008-)
 Douglas, Allen (1986-89)
 Douglas, Harry (2004-07)
 Downs, Bill (1965-67)
 Dozier, Nate (1980, '82)
 Drachman, David (1977-79)
 Dressler, Bill (1932)
 Drewery, Austin (1926-29)
 Dudderar, Ed (1946)
 Dudley, Kim (1974)
 Dueberry, Vince (1992-93)
 Duenweg, Rudy (1912-13)
 Duganich, Joe (1971-72)
 Duke, J.W. (1947-49)
 Dumervil, Elvis (2002-05)

Dunbar, Dom (2003-04)
 Dunbar, Don (1957-58)
 Dunning, Karldell (2008)
 Durand (1916)
 Dwyer, George (1913-14)

E
 Earl, Dave (1928)
 Eberenz, Josh (1996-00)
 Eble, Rob (1998-01)
 Edelen, Marshall (1933-34)
 Edelen, Tom (1969-72)
 Edelen, Tony (1991)
 Edelhauser, Ed (1936-38)
 Edwards, Roger (1974)
 Edwards, Welby (1968)
 Egan, Nick (1974)
 Eggleston, Ken (1965-67)
 Elbert, Norbert (1939-40)
 Ellington, Ron (1973-76)
 Ellis, Adam (2002)
 Ellis, Phil (1981-84)
 Ellis, Zarko (1977-79)
 Elsler, Dick (1925-28)
 Embry, Jim (1976-78)
 Embry, Bob (1984-85)
 Emerson, Ralph (1934-37)
 Ennis, Ed (1987-88)
 Ernie, C. Pralle (1915)
 Ernst, Charles (1926-28)
 Espie, Marshall (1925-26)
 Esters, Tony (1995-96)
 Evans, Brad (1967)
 Evans, Lamar (1978-81)
 Everett, Michael (2000-01)
 Evinger, Joe (2009-)
 Ewald, George (1912)
 Ewers, F.M. (1913)

F
 Falleri, Joe (1983-84)
 Farmer, Albert (1984-85)
 Farmer, Ray (1952-53, '55)
 Fanning, Jay (1992-93)
 Feagan, Gene (1948-50)
 Fennerly, Mike (2008-)
 Ferguson, Reggie (1992-93)
 Fields, Mike (1976-77)
 Figg, Carey (1989-91)
 Fike, Ed (1946)
 Finger, Ernie (1946)
 Finger, Fred (1931-34)
 Finley, Glenn (1915)
 Finn, John (1957-61)
 Firkins, Curtis (1954-56)
 Fishback, Ford (1926-28)
 Fishback, Olen (1946)
 Fisher, Armand (1922-26)
 Fisher, Steve (1992-93)
 Fitzgerald, Pat (1987-90)
 Fitzpatrick, Chris (1992-94)
 Flannery, Todd (2004-07)
 Florence, Bill (1972-73)
 Flores, Mike (1987-90)
 Floyd, Anthony (1999-02)
 Floyd, Chase (2006-)
 Floyd, Otis (1996-99)
 Fluellen, Larry (1973-75)
 Folmar, Marcus (2005-08)
 Ford, Salem (1914-15)
 Ford, Tom (1925-27)
 Forrest, Bill (1947)

Forsee, Tyre (1933-34)
 Foster, Owen (1912, '14-15)
 Foster, Renardo (2003-06)
 Fortune, Chad (1986-89)
 Fountain, Frank (1994-95)
 Frame, Jim (1966-68)
 Francis, William (1941)
 Frankel, Jenny (1999-2000)
 Frazier, Russell (1916)
 Freeman, Jakale (1997)
 Freitag, Jeromy (2000-01)
 French, Jim (1974)
 Froman, Adam (2009-)
 Frost, Johnny (1992-95)
 Fuizotte, Joe (1924-26)
 Fults, Jim (1952)
 Fultz, George (1942)
 Fuqua, John (1994-97)
 Furman, Larrame (1992)

G
 Gagel, Nick (1976-78)
 Gaines, Brian (1998-01)
 Gaines, Kevin (1990-93)
 Gainey, John (1987-90)
 Galcik, Larry (1984-86)
 Gall, Mark (1974)
 Gallagher, Jack (1977)
 Galloway, Laroni (2001-02)
 Galloway, Wayne (1967)
 Gangwer, Dan (1987-90)
 Gannon, Jon (2002)
 Gannon, Scott (1979-82)
 Gantous, Mike (1996-99)
 Gardis, Curt (1974)
 Gardner, Carwell (1989)
 Gardner, Merle (1990)
 Garr, Stephen (2006-09)
 Gates, Lionel (2001-04)
 Gatewood, Jim (1955-56)
 Gatschler, Frank (1949)
 Gay, William (2003-06)
 Gatti, Bill (1968-70)
 Gentile, John (1924-25)
 George, Harry (1986-87, '89)
 Gergosky, Mike (1988)
 German, Ron (1988-90)
 Germert, E.R. (1916)
 Getch, Rich (1966-68)
 Getch, Val (1946)
 Ghent, Ronnie (2000-03)
 Gholston, Kendrick (1994-97)
 Giacomini, Breno (2004-07)
 Giannini, Tom (1930-33)
 Gibson, Greg (1976-78)
 Gibson, Robert (1986-89)
 Gibson, Stu (1946-47)
 Gilbert, Lonny (1966-68)
 Giles, John (1959-62)
 Gillam, Jack (1948, '50-51)
 Gipe, Marty (1976-77)
 Gitschier, Frank (1946-49)
 Gitschier, Frank, III (1971-73)
 Gitschier, Greg (1975)
 Givens, Eric (1983-84)
 Givens, Kelvin (1994)
 Givins, Ernest (1984-85)
 Glasper, Chris (1987-88)
 Glass, Ira (1967-69)
 Glenn, Earl (1912-14)
 Glenn, Victor (2000-03)
 Gnat, Rodney (2007-)

Godbolt, Johnnie (1968-70)
 Goettsche, Corey (2006-)
 Golden, Lynn (1935)
 Gonzalez, Gerry (1982)
 Gonzalez, Jose (1990-92)
 Goodman, Arvell (1946)
 Goodman, Casswell (1995-98)
 Gordon, Donnell (1996-97)
 Gordon, Marcus (2006)
 Gorman, John (1971-73)
 Gossman, W. (1937-38)
 Gotcher, Craig (1998)
 Grady, Adrian (2005-08)
 Graham, Cameron (2008-)
 Graham, Jack (1937-38)
 Graham, Scott (1999-00)
 Graham, Steve (1982)
 Grandy, Mark (1984)
 Grant, J.D. (1914)
 Gray, Bill (1985-89)
 Gray, Leon (1921)
 Gray, Preston (1984)
 Grednic, Frank (1948-51)
 Green, Bobby (1975)
 Green, Ernie (1958-61)
 Green, Ibn (1996-99)
 Green, Ken (1946)
 Green, Paul (1952)
 Green, Phillip (1985-87)
 Greene, James (2001-03)
 Griffin, Jeff (1984-85)
 Griffin, Larry (1970-72)
 Griffin, Sam (1991-93)
 Griggs, Derric (1993)
 Grivna, Mark (1997-99)
 Groves, F.C. (1930-31)
 Groves, Fergus (1933)
 Grubb, Troy (1992-94)
 Gruden, Jay (1985-88)
 Gruneisen, Roger (1968, '70)
 Gruner, Jason (1997-2000)
 Guertin, Gary (1961-64)
 Gumm, Gary (1998)
 Gutridge, Steve (1967-69)
 Guy, Trent (2006-09)
 Gwinner, Dwayne (1996)

H
 Haas, Danny (1983-84)
 Haberlin, Clarence (1941)
 Haberline, Charles (1940-41)
 Hackett, Fred (1973-76)
 Haden, Bo (1978-80)
 Hagan, Gene (1978-81)
 Hale, Floyd (1913)
 Hall, Bob (1988-89)
 Hall, R.L. (1928-30)
 Hall, Ron (1963-65)
 Hallal, Eli (1968)
 Haller, Jim (1948)
 Hallmark, Bill (1948-49)
 Hamilton, Joey (1985-88)
 Hamm, Dave (1960-61)
 Hampton, Chris (1993)
 Hampton, Tom (1936-39)
 Handley, Marcus (1980)
 Hanna, Jim (1990-93)
 Hannah, Jim (1964)
 Hardaway, Richard (1916)
 Hardin, John (1928)
 Hargrove, Reggie (1998-99)
 Harley, Brinson (2004-05)

Harmon, Ed (1965-67)
 Harmon, Harold (1934)
 Harnden, Ken (1992)
 Harold, Don (1974-77)
 Harper, Robert (1975-76)
 Harris, Antoine (2001-04)
 Harris, Nate (2005-06)
 Harris, Rashad (1997-00)
 Hart, Larry (1968, '70)
 Hartman, Toby (1963)
 Harvey, Kevin (1986-87)
 Haskins, J.T. (2001-04)
 Haskins, Robert (2002-05)
 Hatcher, Kevin (1984)
 Hatfield, David (1981-84)
 Hawley, Roger (1962)
 Haws, Watson (1922-24)
 Hawthorne, Derek (1988-90)
 Hayden, William (1916)
 Haydock, Robert (1972-73)
 Hayes, Brian (1988-91)
 Haynes, Da-Wayne (1988-89)
 Headrick, R. (1940)
 Heard, Norman (1973-74, '76)
 Heath, Brandon (2007-)
 Heimichen, Al (1946)
 Heinrich, Ron (1976-79)
 Heironymous, Russ (1928)
 Heitlauf, Art (1946-47)
 Henchey, Matt (1932)
 Henchy, Stephen (1992-94)
 Henderson, Aundre (2007-)
 Henderson, Ivey (1990, '92-93)
 Henry, Herb (1991)
 Henry, Jeff (1976-79)
 Henry, O.P. (1913)
 Hermes, W.B. (1942)
 Herring, Bud (1997-99)
 Hesselgrave, Mike (1959)
 Hessler, Mike (1977)
 Heyman, Dexter (2008-)
 Heyman, Earl (2005-08)
 Hickey, Tom (1972-74)
 Hickman, Greg (1979-82)
 Hicks, Ralph (1973-76)
 Hicks, Richard (1966-67)
 Higgs, Andy (1985-86, '88-89)
 High, Tim (2009-)
 Hilbert, Jon (1997-99)
 Hill, Don (1951)
 Hill, Ken (1994)
 Hill, Kevin (1978-79)
 Hill, Marcus (1991-93)
 Hilliard, Jason (2000-03)
 Hladio, Steve (1957-60)
 Hobbs, Stan (1946-47)
 Hockaden, Dave (1962-63)
 Hockensmith, Don (1959-62)
 Hocker, Al (1923-24)
 Hocker, Charles (1921-22)
 Hodge, Steve (1965, 68)
 Hoerter, Jr., Kenny (1993-98)
 Hoffman, Graig (1994-97)
 Holben, LeRoy (1950-52)
 Hollowell, Jim (1946-47, '52-53)
 Holman, Rashad (1997-00)
 Holston, Jonathan (2006-07)
 Holton, Shenard (2009-)
 Holzer, Tom (1964-66)
 Hood, Howard (1984)
 Hornsby, Rick (1972-73)
 Hortert, Jeff (1980-83)



Houser, J. (1934-35)
 Houser, Jim (1953-54)
 Houston, Les (1956-58)
 Howard, Bob (1950-52)
 Howard, Charles (1946)
 Howard, James (1986)
 Howard, Rick (1971-72)
 Howard, Ted (1951, '56-58)
 Hrovat, Larry (1972-73)
 Hudson, Bob (1959)
 Huff, Howard (1929-31)
 Huffman, Gary (1984-87)
 Hughes, Fred (1951, '53, '56)
 Hulette, Virgil (1939)
 Humphries, Keith (1981-83)
 Hunt, Johnny (1959-60)
 Huser, Jay (1969)
 Hutt, J.D. (1940)

I
 Inman, Gary (1969-71)
 Isenberg, Charles (1938-41)

J
 Jackerson, Jonathan (2001-04)
 Jackson, Arnold (1997-00)
 Jackson, Calvin (1983-85)
 Jackson, James (2003-)
 Jackson, Joe (1985)
 Jackson, Malik (2004-07)
 Jackson, Mike (1992)
 Jackson, Shawn (1991-94)
 Jackson, Tom (1970-72)
 Jacobs, A.J. (1973-74)
 Jacobs, Stan (1941-42)
 Jacobs, Ted (1992-93)
 Jacoby, Joe (1978-80)
 Jaegers, Dick (1963)
 Jagers, Gene (1954-55)
 Janelsins, Gunars (1965, '67)
 Janiak, Bill (1963-65)
 Jefferies, Owen (1928)
 Jefferson, Bobby (1983-86)
 Jelinek, Steve (1971-73)
 Jenkins, Chris (1991-94)
 Jenkins, J.E. (1913)
 Jenne, E.E. (1940)
 Jessen, Tyler (2008-09)
 Jesukaitis, Tom (1969-71)
 Jeter, Courtney (1980-82)
 Jewell, Steve (1972-74)
 Johnican, Larry (1977)
 Johnson, Brandon (2002-05)
 Johnson, Brent (2002-)
 Johnson, Grant (1998)
 Johns, G.F. (1913)
 Johnson, Alvin (1988)
 Johnson, Brent (2001-04)
 Johnson, Charlie (1963-65)
 Johnson, Chris (2001-02)
 Johnson, Don (1984-86)
 Johnson, Dwayne (1981)
 Johnson, Eddie (1977-80)
 Johnson, Joe (1991-93)
 Johnson, Matt (1994-96)
 Johnson, Reggie (1987-90)
 Johnson, Robbie (1989)
 Johnson, Steve (1980)
 Johnson, Wayne (1958)
 Jones, Alton (1992-95)
 Jones, Clyde (1925-26)

Jones, Fred (1988-91)
 Jones, F.C. (1938)
 Jones, Greg (1980-81)
 Jones, Horace (1968-70)
 Jones, James (1984-85)
 Jones, Jason (1998-99)
 Jones, Junior (1983-85)
 Jones, Marcus (2001-04)
 Jones, Mel (1971-72)
 Jones, Montrell (2004-05)
 Jones, Pete (1984)
 Jones, Tiger (2002-04)
 Jones, Walt (1965-66)
 Josiah, Michael (1999-01)

K
 Kachler, Edmund (1916)
 Kacvinsky, Bob (1974)
 Kaczmarek, Jim (1969-70)
 Kader, Joe (1980-82)
 Kamer, D.J. (2002-03)
 Kaminski, Dale (1971-73)
 Karaglanis, Frank (1959-60)
 Karem, Greg (1967-69)
 Karibo, Jim (1946)
 Karns, Bill (1948-51)
 Karrh, Bill (1949)
 Katchen, Tony (1980)
 Katope, Chris (1941)
 Kavanaugh, Charles (1913)
 Keeling, Crawford (1935)
 Keisel, John (1928)
 Keller, Billy (1931)
 Keller, Ken (1940-41)
 Kemp, C.W. (1929-31)
 Kennedy, Derrick (1996-98, '00)
 Kennedy, J.L. (1929)
 Kennedy, Kirk (1984-87)
 Kennedy, Orville (1922)
 Keys, Rock (2009-)
 Kibbey, Rick (1975-76)
 Kidd, Don (1946-49)
 Kielkopf, Bill (1925-26)
 Kienzle, Tommy (1921-24)
 Kimbel, Dewey (1923)
 Kincaid, Addison (1931)
 King, Jim (1969)
 Kingston, Joe (1938)
 Kirbus, Rich (1973)
 Kirk, E.B. (1921)
 Kirkendahl, Walt (1935)
 Kirsch, John (1958)
 Klein, Nellis (1949-51)
 Klochs, David (1992-94)
 Knighton, Rodney (1984-87)
 Knop, Brian (1978)
 Knop, Kurt (1980-81)
 Knop, Otto (1949-52)
 Knop, Otto, Jr. (1977-79)
 Knuutila, Robert (1990-92)
 Kolb, Bruce (1982-83)
 Kolter, John (1965-67)
 Koons, Dan (2001-03)
 Kordic, Brad (1973-74)
 Kortas, Ken (1960-63)
 Kosman, Bill (1971)
 Koster, Fred (1924-27)
 Koubratoff, H. (1984-85)
 Kovanda, Dick (1952-54)
 Kozuhik, Miles (1953-54)
 Kraft, Ted (1930)
 Kratsas, John (1970-71)

Krebs, David (1982-84)
 Kreutzjans, Gerald (1974)
 Kries, Shawn (1993-95)
 Kriever, Hugh (1953)
 Kron, Max (1930)
 Kuhn, Scott (2004-07)
 Kunzman, Bill (1968-69)
 Kurk, Henry (1938-39)
 Kuyateh, Abdul (2007-09)

L
 LaDuke, Joe (1946)
 LaFramboise, Tom (1962-64)
 Lake, R.C. (1928-29)
 Lakeman, Gil (1946)
 Lamar, Harmon (1933-36)
 Langan, Ed (1926-29)
 Langan, Gene (1936-39)
 Langan, M. (1939)
 Lannan, Joe (1994)
 Lantz, Terry (1987-89)
 Larkins, Ellsworth (1980-82)
 Laurin, Jack (1986)
 Law, Bill (1957)
 Lawson, Steward (1931)
 Lawton, Eric (1987-88)
 Layne, Bill (1954-55)
 Leahy, Tom (1936-39)
 Lee, Chad (1999-02)
 Lee, Medford (1966-68)
 Lee, Wink (1946)
 Leffew, Bobby (2001-04)
 Leffew, Travis (2002-05)
 LeFors, Stefan (2001-04)
 Leggett, V.M. (1912)
 Lester, Chris (2000-01)
 Lettice, Bill (1964-66)
 Levinstin, Louis (1928)
 Levy, Stuart (1914)
 Lewis, Eric (1986)
 Lichtenberg, Tom (1959-61)
 Lichvar, Bob (1951-53)
 Lillard, Derrick (1992-95)
 Lindsey, Wilbur (1935)
 Lipsey, Curtis (1989-90)
 Lipsitz, Bernard (1931)
 Lively, Bill (1951-53)
 Lobitz, James (1992)
 Lockhart, Eric (1999)
 Lococo, Vince (1941-42, '46)
 Lohrke, Brett (1982)
 Long, Ed (1970-72)
 Long, Harry (1933-34)
 Long, Scott (2006-09)
 Long, Tom (1983-85)
 Lopez, Scott (2000-03)
 Lotspeich, Bob (1935-37)
 Lowe, Keeshan (2001-02)
 Lowe, Marty (1991, '93-95)
 Lowe, Melzar (1933-36)
 Lucas, Doug (1984)
 Lucas, John (1963-64)
 Lucia, Tom (1947-50)
 Lyles, Lenny (1954-57)
 Lyons, George (1912)

M
 MacFarlane, Al (1963-65)
 Mack, Lawrence (1978-80)
 Maddox, Sidney (1937)

Madeya, John (1970-72)
 Madison, Sam (1993-96)
 Madrick, Ron (1985-87)
 Maduaka-Cain, Ikem (1995)
 Mager, Matt (1977-79)
 Mahoney, Tom (1965-66)
 Mahoney, Tony (1966-67)
 Majeed, Kaaba (1994-95)
 Mallory, I.J. (1955-56)
 Mancini, Rick (1975)
 Mann, Darius (2006-)
 Mannheim, Milton (1941)
 Mantchen, Ralph (1947)
 Marcus, Scott (1970-72)
 Marion, Mike (1968)
 Marks, Poachy (1925-26)
 Marney, Ron (1983-84)
 Marsh, Rondel (1994-97)
 Marshall, Avery (1982-85)
 Marshall, Bubba (2004-)
 Marshall, John (1985-88)
 Marshall, Steve (1978)
 Martin, Amos (1968, '70-71)
 Martin, Raymond (1983)
 Martin, Tom (1970-72)
 Mascenik, Paul (1973-74)
 Massaro, Gene (1951-52)
 Masterson, Ches (1934-37)
 Mathews, Justin (2008-09)
 Mathews, Marc (1983)
 Mattingly, Chip (1998-01)
 Mattingly, Dane (2005-08)
 Mattingly, Paul (1969-71)
 Mauzy, Mike (1986-88)
 Maxwell, Tim (1986)
 May, Dean (1980-83)
 May, Devon (2004-)
 Mayer, John (1933)
 Mayhall, Harvey (1924-27)
 McAllister, Scott (1987-90)
 McBarnette, Geoff (1998-99)
 McBirth, Willie (1976)
 McCaleb, Harin (1913-15)
 McCartney, Pete (1983-84)
 McCauley, Adam (2003-04)
 McClain, John (1938-41)
 McClanahan, C.W. (1912)
 McCloud, Tyrus (1993-96)
 McConnell, Bob (1958)
 McCray, Quincy (1983)
 McCullough, Lewis (1973)
 McCune, Robert (2001-04)
 McDermond, Ryan (2001)
 McDevitt, Coleman (1930)
 McDonald, Bennie (1926-28)
 McDonald, Brian (1998-99)
 McDonald, Josh (2008-)
 McDonald, Mike (1953)
 McDonald, Richard (1935)
 McDowell, K. (1935-36)
 McDowell, Kenny (1932)
 McDowell, Paul (1989-90)
 McFadden, Ricky (1989-91)
 McGinnis, Henry (1941)
 McKay, Don (1936-39)
 McKay, Ken (1987-90)
 McKay, Paul (1936-38)
 McKinney, Mike (1987-89)
 McKinney, Ray (1928-31)
 McMahan, Bill (1964-66)
 McMahan, Mike (1961-62)
 McMahan, Todd (1980)

McVey, R. (1950)
 Meade, Jack (1953-55)
 Meadows, Brenon (1993-94)
 Meeks (1916)
 Merriweather, B.M. (1913-14)
 Mershon, Oliver (1932)
 Mihaljevic, Tom (1983)
 Mihm, Tom (1969-71)
 Miles, Steve (1994)
 Mills, Mel (1988-91)
 Miller, Brian (1983-84)
 Miller, Brook (1983)
 Miller, Charles (1935)
 Miller, David (1985-87)
 Miller, Greg (1981)
 Miller, Henry (1999-02)
 Miller, Horace (2009-)
 Miller, Jim (1988-81)
 Miller, Kevin (1974-77)
 Miller, Uncas (1925-27)
 Miller, V. (1926-28)
 Mingus, Marvin (1951)
 Minkins, Josh (2000-03)
 Minnifield, Frank (1979-82)
 Minogue, Mike (1983-86)
 Mascenik, Paul (1973-74)
 Mitchell, C. (1939-40)
 Mitchell, Lamonte (1980)
 Mitchell, Marc (1975-77)
 Mitchell, Maurice (2006-08)
 Mitchell, Robert (1979-81)
 Mitchem, Bill (1949-50)
 Moll, Ken (1974-76)
 Montano, Miguel (1994-97)
 Montgomery, Bob (1931-32)
 Montgomery, David (1974)
 Montgomery, Tom (1961-62)
 Moody, Brent (2003-04)
 Moody, Mike (1979)
 Moon, Ron (1976-78)
 Mooney, Jim (1955-56)
 Moore, Frank (1966)
 Moore, Herbert (1938-41)
 Moore, Tom (1981-83)
 Moorhatch, John (1942)
 Moran, J.R. (1928, '31)
 Moreau, Frank (1995, '97-99)
 Morey, Tom (1959-60)
 Mosby, Danny (1996)
 Mosher, Clure (1938-41)
 Moss, Anthony (1984-85)
 Moss, Scedric (1980-82)
 Moyler, David (1988-90)
 Mudd, Charlie (1962-63)
 Muir, P.B. (1921)
 Muldoon, Phil (1942-46)
 Mulhall, R.E. (1931)
 Mullins, Terry (1978)
 Mumma, John (1974)
 Murphree, Mallory (1915)
 Mumphrey, Kevin (1994)
 Murrer, David (1982)
 Musgrave, Mark (1980-82)
 Myers, Keith (1951)
 Myles, Lamar (2005-07)

N
 Nabor, Chuck (1957)
 Nachand, Clarence (1926)
 Nagle, Browning (1989-90)
 Naimaister, Dave (1982-84)



Najjar, Larry (1974)
 Namert, Jim (1984, '86-87)
 Navarro, Todd (1983-84)
 Neafus, Stan (1946)
 Neaf, L.R. (1931)
 Neely, Mike (1991)
 Neidert, John (1965-67)
 Newman, Bud (1929-31)
 Nichols, Les (1983-84)
 Nickerson, Bruce (1972-74)
 Nicoletti, Joe (1951-53)
 Niece, Robert (1980-82)
 Noafus, Roy (1946)
 Nocht, Pete (2007-)
 Noon, John (1953-56)
 Nord, Gary (1977-79)
 Nord, Rick (1993-98)
 Norman, E.J. (1937)
 Norris, Bobby (1978)
 Norris, Dave (1968-70)
 Norris, Jim (1983)
 Norton, Travis (2005-08)
 Nugent, R.C. (1912)
 Nunn, Bob (1948-50)
 Nuss, Dave (1963-64)
 Nuss, Kevin (1981-84)
 Nuzzolese, Mike (1979-82)

O

Oben, Roman (1992-95)
 O'Connor, John (1974)
 Ogdan, J.D. (1936)
 Okoye, Amobi (2003-)
 Oldham, Richard (1936, '38-39)
 Olejack, Greg (1975-76)
 Olinger, Ashley (1937)
 Olmstead, Jim (1951-53)
 O'Neal, Bob (1960-62)
 O'Neal, Pete (1985)
 Orem, Dale (1957-59)
 Orndorff, Steve (2007-)
 Osborne, Paul (1921-24)
 O'Shaughnessy, Joe (1997-00)
 Osorio, Vasco (1912-13)
 Otte, Frank (1953-56)
 Owen, Bill (1957-59)
 Owens, Richard (2000-03)
 Oyler, Wally (1966-68)

P

Pace, Preston (2009-)
 Padget, Jason (1999-00)
 Painter, Benny (1983-84)
 Painter, Jed (1983)
 Palmer, Deon (2005-07)
 Papania, Joe (1947-50)
 Pardiou, Ben (1973)
 Pardiou, Chris (1982-83)
 Parker, Cardell (1972-74)
 Parker, Zek (1998-01)
 Pasley, Troy (2007-)
 Parrott, Herb (1983)
 Patrick, Garrin (1991-93)
 Patrick, Johnny (2007-)
 Patrick, Wayne (1965-67)
 Patterson, Danny (1993)
 Patterson, Pat (1979-81)
 Patterson, T.J. (2000-03)
 Payne, James (1992-93)
 Payne, Jason (1994-96)
 Payton, Ray (1977-79)
 Payne, Ryan (2008-)

Peacock, Walter (1972-75)
 Peak, Andy (1996)
 Peake, C.J. (2009-)
 Pearson, E.C. (1931)
 Pence, Rick (1950-51)
 Pennella, Rick (1976-77)
 Perrin, Billy (1976-79)
 Perrin, Jamie (1978-80)
 Perry, Bill (1983-84)
 Perry, Pat (1939, '41-42)
 Perry, W. (1950)
 Pesavento, James (1995-97)
 Peterson, Rick (1972)
 Petry, Charlie (1967)
 Petty, Ron (1957-60)
 Phelps, Herbie (1967-68)
 Phelps, Tanny (1961-63)
 Phillips, Art (1941)
 Phillips, Charlie (1953-54)
 Phillips, Joe Lee (1972-74)
 Philpott, Chris (2008-)
 Pianko, Greg (1983-85)
 Pierce, G.S. (1939)
 Pierre-Louis, Frank (1986)
 Pierson, Glenn (1935)
 Pillitary, Ben (1947)
 Pinkston, Chad (2001-03)
 Pinski, Dave (1966)
 Pirkey, E.L. (1933)
 Pitchford, Jack (1926)
 Pitters, Lenny (1978)
 Poelking, T.J. (1988-89)
 Pointer, Chris (1994)
 Pointer, Jeff (1987-88)
 Pok, Jack (1979-80)
 Pollock, Ed (1993)
 Pomeroy, Don (1973-75)
 Pongonis, Mark (1975-78)
 Pontius, Bill (1913)
 Poole, Nathan (1975-78)
 Porco, Ken (1957-59)
 Posadas, Pedro (1976-77)
 Powell, Bilal (2007-)
 Powell, Carl (1995-96)
 Price, Keith (1983-84)
 Prince, Calvin (1976-77)
 Pritchett, Doug (1982-84)
 Pryor, Bill (1923)
 Pugh, Roy (1951-52, '57)
 Pullett, David (1974)
 Purcell, Chris (1974-75, '77)
 Purcell, Don (1952-53)
 Purry, Dar-Shay (1996-98)
 Putnam, Rufus (1933)

Q

Quarterman, Kurt (2003-06)
 Quick, Rhonyia (1991)
 Quinn, Terry (1991-94)

R

Rabatin, Will (2002-04)
 Racel, David (1984)
 Radcliff, Scott (2009-)
 Radmacher, Frank (1966-68)
 Rager, Dick (1947)
 Raglin, Richard (2005-09)
 Ragone, Dave (1999-02)
 Ramey, Roy (1947)
 Ramsey, Frank (1946-49)
 Rascati, Justin (2003)
 Rasmussen, Roy (1929)

Raush, Russ (1946)
 Ray, Babe (1950-51)
 Ray, Bill (1948-50)
 Ray, Gerald (1949-51)
 Ray, Leonard (1990-93)
 Raymond, Warren (1940-42)
 Reherman, James (1930, '32)
 Rechlin, Les (1950-52)
 Redman, Bob (1968-69)
 Redman, Chris (1996-99)
 Redman, Lloyd (1946)
 Reese, John (1921)
 Reese, Steve (1971-73)
 Reid, Ben (1927, '30-31)
 Reid, Jack (1958-61)
 Reiling, George (1938-40)
 Renner, Rich (1959-96)
 Repass, Carl (1950)
 Reynolds, Ed (1987-90)
 Rhodes, Kerry (2001-04)
 Rhodes, Walter (1987, '89-91)
 Rice, Quinn (1995-96)
 Rice-Lockett, Terry (1994-97)
 Richart, Phil (1962-63)
 Richardson, Josh (1997-98)
 Richey, Harper (1921-22)
 Rideout, Dave (1947)
 Riles, Wayne (2003-)
 Riley, Jimmy (2003-06)
 Rimpsey, Chad (2002-05)
 Riser, Bob (1974-75)
 Ritchie, Norm (1965)
 Rivenbark, Dave (1949-52)
 Roberts, Eugene (1946)
 Roberts, Marcus (2008-09)
 Robertson, Jim Tom (1925-28)
 Robinson, Andrew (2007-09)
 Robinson, Kenny (1977-80)
 Robinson, Rex (1957)
 Roche, Brian (2007-)
 Rodgers, Clarence (1912-13)
 Rodriguez, Ariel (1999-01)
 Rodriguez, Sean (1991)
 Roe, Jeff (1982)
 Rollins, Eric (1979, '82)
 Roman, Israel (1971, '74)
 Romey, J.H. (1937)
 Rommell, Bill (1946)
 Rooney, George (1939)
 Roper, Ricky (1994)
 Roscoe, Terrence (1991-94)
 Rose, Harold (1937-38)
 Rosenfield, Jimmy (1938-41)
 Rossoll, Don (1957-59)
 Roth, Horace (1927-29)
 Rothfield, D. (1940)
 Roundtree, Antonio (1997-00)
 Rowan, Watson (1912-13)
 Rowe, Lionel (1916)
 Rubbert, Ed (1983-86)
 Rusley, Bobby (1984)
 Russell, Benny (1964-66)
 Russell, J.R. (2001-04)
 Russell, Jonathan (2004-07)
 Russell, Ron (1971-73)
 Ryan, Bill (1933-34)
 Ryan, D. (1938)
 Ryan, George (1932-34)

S

Sales, Larry (1975)
 Sammons, Bill (1959-60, '62)

Samons, Kyle (2000)
 Sander, Mark (1987-90)
 Sanders, Matt (2004-05)
 Sanders, Jaguar (2000)
 Sanders, Raynard (1986)
 Sanks, David (1967-69)
 Santho, Rick (1974)
 Sartini, Gene (1950, '54-55)
 Saterfield, Tyrone (2002-)
 Saunders, Gerald (1977)
 Savoy, William (2008-)
 Schad, Bill (1961-63)
 Schaeffer, Jim (1963)
 Schaller, Paul (1983-86)
 Scharre, Stan (1937-38)
 Scheper, Guy (1977-79)
 Scherma, Joe (1963)
 Schiengold, Pat (1921-23)
 Schloemer, Fred (1936-39)
 Schloemer, Louis (1938-40)
 Schmitt, Paul (1956)
 Schneider, B. (1928)
 Schonsiegel (1912)
 Schrader (1912)
 Schuhmann, George (1932)
 Schuler, Dave (1975-77)
 Schuler, Lonnie (1972-73)
 Schultz, Tim (1976)
 Schuppert, Ray (1941, '46)
 Scott, Chris (1997)
 Scott, L.D. (2006-09)
 Scott, Leslie (1933)
 Scott, Mike (1995)
 Scroggins, Tyrann (1994)
 Scruggs, Greg (2008-)
 Searcy, Ed (1937)
 Searcy, Greg (1978-79)
 Sehlinger, George (1933-34)
 Sekeres, Duke (1957, '60)
 Seldon, Joe (1931)
 Sellers, Chris (1985-87)
 Semak, Tony (1990)
 Senkevich, John (1968-69)
 Settle, Mickey (1964-66)
 Seguin, Jeremy (2004-05)
 Sexton, Matt (1998-2000)
 Sgroi, Anthony (1938-40)
 Sharp, Antoine (2004-05)
 Sharp, Brandon (2003-06)
 Shaw, Rick (1985-86)
 Shearer, Guy (1928-31)
 Sheehy, Mike (1974-76)
 Sheeley, J.J. (1937)
 Sheffield, Charles (1996-99)
 Shelby, Willie (1982-85)
 Shelman, Anthony (1992-94)
 Shell, H.E. (1931)
 Shelton, Don (1946-49)
 Shelton, Eric (2003-04)
 Shelton, John (1949-52)
 Shepherd, Mark (1990-93)
 Sherman, Jack (1937-38)
 Shields, Harry (1928-29)
 Shively, Brett (1996-98)
 Sholly, Jeff (1996-98)
 Short, Bill (1966-67)
 Silliman, Harlan (1952)
 Silverstein, Phillip (1921)
 Simien, Terence (2009-)
 Simms, Matt (2008-)
 Simon, John (1970-71)
 Simpson, Reneau (1972)

Sims, Antoine (1999-02)
 Sims, Coswell (1994-95)
 Sims, T. (1925)
 Singleton, Neil (1986-87)
 Sipe, Ken (1939-41)
 Sivori, Chris (1999-00)
 Six, Bob (1974)
 Skaaland, Ed (1971)
 Skarja, Joe (1977-78)
 Skiles, Ricky (1975-79)
 Skinner, Roy (1946)
 Slater, W.L. (1935)
 Slatter, Tone' (2001-02)
 Slechter, Rex (1955-56)
 Slider, Bill (1936, '38)
 Smart, Gavin (2003-06)
 Smith, Andrell (2009-)
 Smith, Bernard (1938-40)
 Smith, Brevin (1989, '91-92)
 Smith, Bryon (1951-52)
 Smith, Clarence (1948-50, '53)
 Smith, Dwight (1989)
 Smith, E.R. (1932)
 Smith, Erin (1999-00)
 Smith, Jeff (1986-88)
 Smith, Jerry (1959-62)
 Smith, Joe (1965-66)
 Smith, Joey (1987-90)
 Smith, Kolby (2003-06)
 Smith, Marty (1972-74)
 Smith, Nate (2000-03)
 Smith, Preston (2004-07)
 Smith, Tony (1974-77)
 Smith, Walter (1946)
 Smyrichinsky, Tod (1986)
 Snow, John (1929)
 Snyder, Ashley (1999)
 Solberg, Cliff (1960)
 Sonye, Anthony (1992-94)
 Sonye, Eric (1992-94)
 Sosnin, Hershell (1931-34)
 Sowa, John (1954-55)
 Sowell, Eugene (2007-)
 Spalding, Stewart (2000)
 Sparkman, Alan (1946)
 Speedy, Jeff (1981-82)
 Spencer, Charles (1927-28)
 Spencer, Clarence (1964-65)
 Spencer, Jerry (2002-03)
 Spencer, Sergio (2005-08)
 Spillman, Ben (1971)
 Spillman, Jajuan (2006-)
 Spitz, Jason (2002-05)
 Spratt, Greg (1983-85)
 Stahl, Scott (1982)
 Stallings, Jim (1966-68)
 Stallings, Tony (1998-01)
 Stanley, Montavious (2002-05)
 Starks, Price (1925-26)
 Starnes, Bob (1960-62)
 Steele, B.J. (1999-)
 Steger, Roy (1976)
 Steiger, Joe (1932)
 Stephens, Gerald (1987-89)
 Stephens, Keith (1986-88)
 Stern, Walter (1931-32)
 Stevens, Howard (1971-72)
 Stickrod, Kelly (1980-83)
 Stiers, Bill (1946)
 Stinson, Jason (1992-95)
 Stitch, Charles (1960-62)
 Stone, Joe (1938-41)



Stram, Stu (1976-79)
 Steele, B.J. (2002)
 Street, Al (1974)
 Strickland, Rod (1992-93)
 Stricklin, Larry (1985-86, '88)
 Striegel, Harold (1949-50)
 Stripling, George (2005-)
 Strull, Asher (1931-33)
 Struss, Ed (1928)
 Struve, Dudley (1915-16)
 Sturgeon, John (1977)
 Sturgeon, Mike (2005-06)
 Sturtzel, Gil (1955-57)
 Sullivan, Leonard (1983-84)
 Summers, Wilbur (1972-75)
 Sumpter, Ben (1990-93)
 Suski, Jon (1996-98)
 Sutherland, Lou (1959-60)
 Swabek, Craig (1986-89)
 Swafford, Darryl (1987-88, '90)
 Swanson, Gunard (1982)
 Swope, Kurt (1971)

T
 Tarleton, Eric (1982-84)
 Tatum, Malcom (2009-)
 Tavarozky, P.J. (2003-)
 Taylor, Al (1931-33)
 Taylor, Bill (1942)
 Taylor, Deriontae (2003-06)
 Taylor, Dewayne (1997-00)
 Taylor, Leland (1996)
 Taylor, Wayne (1980)
 Teague, G. (1949)
 Terry, Elmer (1921)
 Terry, Prentiss (1915-16)
 Thorpe, Richard (1979-82)
 Theiss, Jim (1971)
 Thieneman, Chris (1983-84, '86-87)
 Thigpen, Chris (2001-00)
 Thiry, Bob (1978-80)
 Thomas, Ben (1916)
 Thompson, Chaz (2008-09)
 Thomas, Danny (1983-86)
 Thomas, DeForest (1978)
 Thompson, Glenn (1990-93)
 Thompson, Sam (1922-23)
 Thompson, Tommy (1927-30)
 Thomas, Devon (1999-02)
 Thomas, Justin (1998-2000)
 Thomas, Latarrius (2006-08)
 Thomas, Troy (1992)
 Thomas, Tyrone (1988)
 Thompson, Corey (2006-)
 Thompson, Willard (1928)
 Thrasher, Robert (1976-77)
 Threlkeld, (1932-35)
 Tibbals, Luther (1931)
 Tillery, John (1978)
 Tinch, Joshua (2002-05)
 Tipton, Roy (1946)
 Tisci, Nunzio (1953-55)
 Todd, Bob (1946)
 Todd, Bryan (1979-80)
 Todd, Grover (1913)
 Tomczyk, Greg (2007-)
 Touche' (1995-96)
 Townsel, Wyman (1951-52)
 Townsell, Ray (1951-52)
 Townsend, Joe (2009)
 Trabue, Joe (1946-49)

Trainer, Mike (1980-81, '83)
 Trautwein, Jay (1980-82)
 Trautwein, Jerry (1982)
 Trawick, J.D. (1930)
 Trimble, Harry (1972-73)
 Triplett, Tom (1990)
 Tronzo, Joe (2006-09)
 Tucker, Eric (1986)
 Tucker, James (1929)
 Turley, Howard (1956-59)
 Turner, Harold (1936-39)
 Turner, Ken (1946-47, '49-50)
 Turenne, Woody (2007-08)
 Tuvo, John (1987)
 Tydlacka, Wade (2000-03)
 Tyson, Jeryl (1994-95)

U
 Uhrig, Phil (1941)
 Underwood, George (1980)
 Underwood, James (1994)
 Unitas, Joe (1954-56)
 Unitas, Johnny (1951-54)
 Urrutia, Mario (2005-07)
 Urton, F.W. (1916)
 Utley, Shedrick (1992)

V
 Valvo, Jack (1951-52)
 Vandervert, Art (1922-23)
 Varajohn, Milan (1958)
 Vari, Bob (1969)
 Vaughn, Chris (2006-)
 Vaughn, Eric (1984, '86)
 Velesig, Dave (1966-67)
 Veto, Mike (1983-86)

W
 Wade, Ryan (1995-97)
 Waggoner, Dave (1971)
 Wagner, Mike (1965)
 Wagoner, Jim (1972-75)
 Walker, Adriel (1999, '00)
 Walker, L.T. (2006-09)
 Walker, Andy (1954-57)
 Walker, Cleo (1967-69)
 Walker, Dan (1959-61)
 Walker, Sanford (1973)
 Walker, Stanley (1912-13)
 Walker, Robert (1999)
 Wall, John (1980-82)
 Wallace, Corey (1999)
 Waller, John (1968)
 Waltman, Earl (1941-42)
 Ward, Jerry (1974-77)
 Ware, Kevin (1998)
 Ware, Latrell (1987-90)
 Ware, Yeasive (1996-97)
 Wareing, W.A. (1939)
 Warner, Rex (1950-51)
 Warren, Gary (1985-87)
 Washington, David (1996)
 Washington, Ted (1987-90)
 Watkins, Mike (1997-00)
 Watson, Olante (1993)
 Watson, Richard (1967-69)
 Watts, Bill (1936, '38)
 Watts, Erik (1991)
 Watzek, Joe (1968, 71)
 Wayland, Bob (1949)
 Wayne, Rollo (1915-16)

Weathers, Jason (2000-02)
 Webb, Don (1973-74)
 Wehb, Matt (2004-06)
 Weber, C.J. (1932)
 Weber, Pat (1926)
 Weedman, William (1985)
 Weidner, Garland (1922-23)
 Weihe, Cofer (1935-36)
 Weining, Harry (1947-50)
 Welch, Joe (1970-72)
 Welch, Joe (1983)
 Wells, Spencer (1984)
 Wetherby, L. (1927-28)
 Wetterer, Mark (2007-)
 Wheat, Donte (1983-84)
 White, Dan (1957-59)
 White, Dewayne (2000-02)
 White, Marcus (1989)
 White, Mike (2000)
 White, R.G. (1938)
 Peanut Whitehead (2006-07)
 Whitehead, Roger (1961-64)
 Whittkamp, Jack (1946)
 Wibbels, Jerry (1953)
 Wiggins, Anthony (1985-86)
 Wiley, Deran (1995-97)
 Wiley, Josh (2008-)
 Wiljamen, Roy (1970-71)
 Williams, Agyei (2008-)
 Williams, Andy (1965-67)
 Williams, Anthony (1981-82)
 Williams, Bill (1916)
 Williams, Bob (1955-58)
 Williams, Carl (1982-84)
 Williams, Charles (1925, '27-29)
 Williams, Dan (1982)
 Williams, David (1986)
 Williams, Deron (1988-90)
 Williams, Fbh (1976-78)
 Williams, George (1985-88)
 Williams, Jermaine (1992-94)
 Williams, Josh (2004-)
 Williams, Jim (1950-52)
 Williams, Leon (1978-81)
 Williams, Rico (1996-98)
 Williams, Willie (2006-07)
 Williams, Willie A. (2007)
 Williams, Vic (1978)
 Williams, Waymon (1997)
 Willis, Gerald (1967)
 Wilmsmeyer, Klaus (1988-91)
 Wills, Don (1978)
 Wilshire, Jim (1952)
 Wilson, Dilbert (1946)
 Wilson, Mark (1978-81)
 Wilson, O'Harlan (1929)
 Wilson, Otis (1977-79)
 Wilson, Richard (1946-47)
 Wilson, Robert (1980-82)
 Wimberly, Darrell (1980-82)
 Winingham, Roy (1985)
 Winrich, Dave (1985)
 Winters, Jim (1968-70)
 Wirpio, Carl (1937-38)
 Wise, Walter (1987-88)
 Wolf, Jim (1948-50, '55)
 Wolfe, Tyler (2007-)
 Wolford, Maury (1948-50, '55)
 Wolke, Joe (1968-70)
 Womack, Bill (1946-47)
 Woodard, Jonta' (2001)



Jason Spitz

Woodring, Andy (1984)
 Woodruff, Dwayne (1976-78)
 Wood, Eric (2005-08)
 Woods, Ryan (1999)
 Worden, N.A. (1940-41)
 Wordlow, Antuan (1994)
 Wright, Adolph (1932)
 Wright, Hugh (1939-41)
 Wright, Les (1932-33)
 Wright, Steve (1976)
 Wyatt, Jason (1995-98)
 Wyatt, Jim (1964-66)

Y
 Yamin, Rick (1984-88)
 Young, Antonio (1984-85)
 Young, Ed (1955-58)
 Young, James (1986)
 Young, Mike (1970-71)
 Young, Steve (1970-72)

Z
 Zamberlan, Jim (1965-67)
 Zangaro, Fred (1954)
 Zariczny, P.J. (1997-98)
 Zarrilli, Rob (2004-)
 Zebich, Frank (1999-00)
 Ziggler, Bernard (1985, '87)
 Zilko, Randy (1997-98)
 Zimlich, Lou (1936-39)



All-Time Bowl Games

2007 ORANGE BOWL

Louisville 24, Wake Forest 13

January 2, 2007

Miami, Florida

Attendance: 74,730

MIAMI — Anthony Allen scored two touchdowns, one on a trick play, and Brian Brohm threw for 311 yards to lead Louisville past Wake Forest 24-13 in the 2007 FedEx Orange Bowl.

The Cardinals averaged 39 points and ranked second in the nation in total offense this season, but fell behind 13-10 in the final period before their offense went into high gear. Alphonso Smith nearly blocked Carmody's errant kick and also harried Louisville's punter into a 14-yard boot that set up a 44-yard field goal by Sam Swank of Wake Forest.

But Sam Swank made a 36-yarder to cap a 61-yard drive and put the Demon Deacons ahead 13-10 early in the fourth quarter. The Cardinals responded with an eight-play drive capped by Allen's 1-yard plunge for a 17-13 lead with 12:31 to go. They quickly forced a punt, and mounted a 10-play drive that ended with Brock Bolen's 18-yard scoring run. Brohm finished 24-for-34 and was chosen the game's most valuable player. The Demon Deacons trailed 10-3 at halftime but scored on their first possession of the third period when Nate Morton slipped behind the Louisville secondary to catch a 30-yard TD pass from Skinner.

Louisville	0	10	0	14	24
Wake Forest	0	3	7	3	13

Scoring Summary

- WF — Swank 44-yd field goal
- LOU — Carmody 41-yd field goal
- LOU — Allen 21-yd pass from Carter (Carmody kick)
- WF — Morton 30-yd pass from Skinner (Swank kick)
- WF — Swank 36-yd field goal
- LOU — Allen 1-yd run (Carmody kick)
- LOU — Bolen 18-yd run (Carmody kick)

Category	UL	WFU
First Downs	23	18
Rushes-Yds	37-125	29-111
Passing	332	271
Passes A-C-I	35-25-0	33-21-1
TOTAL OFFENSE	72-457	62-382
Punts-Avg.	4-34.0	5-38.6
Fumbles-Lost	2-22	3-2
Penalties-Yds	1-5	3-30
Time of Poss.	32:24	27:36
3rd-down	5-13	4-12
4th-down	1-2	0-0
Sacks-Yds	4-21	2-14

Individual Statistics

Rushing: (LOU) Smith 16-82-0, Bolen 4-28-1, Allen 7-11-1, Brohm 6-3-0, Stripling 4-1-0. (WF) Moore 12-73-0, Belton 5-46-0, Bryant 3-23-0, Marion 3-17-0
 Passing: (LOU) Brohm 24-34-0-311-0, Carter 1-1-0-21-1. (WF) Skinner 21-33-1-271-1
 Receiving: (LOU) Douglas 10-165-0, Urrutia 5-44-0, Smith 2-34-0, Bolen 2-34-0, Riley 2-21-0, Barnidge 2-13-0, Allen 1-21-1. (WF) Idlette 6-91-0, Marion 4-63-0, Morton 4-62-1, Tereshinski 3-22-0, Moore 2-25-0

2006 GATOR BOWL

Virginia Tech 35, Louisville 24

January 2, 2006

Jacksonville, Florida

Attendance: 63,780

JACKSONVILLE, Fla. — Virginia Tech had a much better experience in the River City this time around. Marcus Vick threw two touchdown passes and the 12th-ranked Hokies rallied to beat No. 15 Louisville 35-24 in the Gator Bowl. Virginia Tech overcame numerous penalties, the absence of a key offensive lineman and the ejection of a defensive leader to rebound from a surprising loss to Florida State on the same field in the Atlantic Coast Conference championship game. The Hokies scored on three consecutive possessions in the second half, turning a 17-10 deficit into a 28-24 lead. James Anderson sealed the victory when he intercepted Hunter Cantwell's pass and returned it 39 yards for a touchdown with 5:04 to play. Vick was huge in directing the comeback, which snapped a five-game winning streak for Louisville. He completed a 54-yard pass to David Clowney, and Cedric Humes scored on the next play from 24 yards. Chris Ellis sacked Cantwell on the ensuing drive and knocked the ball loose. Anderson recovered near midfield, and Vick did the rest. He threw two deep passes that might have been caught if not for pass interference penalties. Two plays later, he found Jeff King for the go-ahead score.

Louisville	14	3	0	7	24
Virginia Tech	3	7	3	22	35

Scoring Summary

- UL — Urrutia 11-pass from Cantwell (Carmody kick)
- VT — Pace 36-yd field goal
- UL — Tinch 39-yd pass from Cantwell (Carmody kick)
- VT — Harper 33-yd pass from Vick (Pace kick)
- UL — Carmody 35-yd field goal
- VT — Pace 28-yd field goal
- UL — Barnidge 29-yd pass from Cantwell (Carmody kick)
- VT — Humes 24-yd run (Morgan pass)
- VT — King 5-yd pass from Vick (Pace kick)
- VT — Anderson 39-yd interception return (Pace kick)

Category	UL	VT
First Downs	20	21
Rushes-Att-Yds	30-127	48-187
Passing Yards	216	203
TOTAL OFFENSE	343	390
Passes Cmp-Att-Int	15-37-3	11-21-0
Fumbles-Lost	1-1	2-0
Penalties	5-49	7-93
Sacks By	3-28	4-30
3rd Down Conv.	5-15	5-14
4th Down Conv.	1-2	1-1
Time of Possession	23:39	36:21

Individual Statistics

Rushing: (LOU) Bush 16-94-0, Smith 3-32-0, Douglas 2-24-0, Stripling 3-13-0. (VT) Humes 22-113-1, Ore 11-56-0, Harper 1-10-0, Vick 13-10-0
 Passing: (LOU) Cantwell 15-37-3-216-3. (VT) Vick 11-21-0-203-2
 Receiving: (LOU) Urrutia 6-95-1, Tinch 3-55-1, Jones 3-22-0, Barnidge 1-29-1, Bush 1-8-0, Douglas 1-7-0. (VT) King 3-27-1, Clowney 2-69-0, Harper 2-62-1, Hyman 2-44-0, Royal 2-1-0



2004 LIBERTY BOWL

Louisville 44, Boise State 40

December 31, 2004

Memphis, Tenn.

Attendance: 58,355

MEMPHIS, Tenn. — In the highest scoring AutoZone Liberty Bowl ever, it was a defensive play by Louisville that ended Boise State's 22-game winning streak. Louisville safety Kerry Rhodes intercepted a pass in the end zone as time expired to preserve Louisville's 44-40 victory over 10th-ranked Boise State. Eric Shelton scored on the go-ahead touchdown on a 1-yard run with 6:48 left. Stefan LeFors threw two touchdowns and ran for a third for the Cardinals. Quarterback Jared Zabransky drove the Broncos to the Louisville 30 before his final pass was intercepted by Rhodes as time expired. Everyone expected a high-scoring game in a bowl pairing the nation's top two offenses, and the teams didn't disappoint as they swapped the lead five times. The 84 combined points topped the 80 points by Colorado and Alabama in 1969 and was one of a handful of records set. The Cardinals rolled up 564 yards, topping 500 yards for the ninth time this season. LeFors was 18-of-26 for 193 yards and ran 12 times for 76 yards.

Boise State	10	21	3	6	40
Louisville	14	7	14	9	44

Scoring Summary

- BSU — Jones 48-yd field goal
- LOU — Barnidge 6-yd pass from LeFors (Carmody kick)
- BSU — Avalos 92-yd interception return (Jones kick)
- LOU — Douglas 65-yd run (Carmody kick)
- LOU — Clark 30-yd pass from Brohm (Carmody kick)
- BSU — Lau 0-yd fumble recovery (Jones kick)
- BSU — Acree 19-yd pass from Zabransky (Jones kick)
- BSU — Zabransky 1-yd run (Jones kick)
- BSU — Jones 42-yd field goal
- LOU — Russell 14-yd pass from LeFors (Carmody kick)
- LOU — LeFors 1-yd run (Carmody kick)
- BSU — Helmandollar 2-yd run (pass failed)
- LOU — Shelton 1-yd run (pass failed)
- LOU — Carmody 19-yd field goal

Category	LOU	BSU
First Downs	29	15
Rushes-Att-Yds	50-329	38-88
Passing Yards	235	196
TOTAL OFFENSE	564	284
Passes Cmp-Att-Int	21-31-2	15-31-1
Punts	2-24.0	6-39.7
Fumbles-Lost	2-2	1-0
Penalties	5-34	6-55
Sacks By	2-20	0-0
3rd Down Conv.	8-14	5-17
4th Down Conv.	0-1	2-4
Time of Possession	33:35	26:25

Individual Statistics

Rushing: (LOU) Bush 12-96-0, LeFors 12-76-1, Shelton 18-76-1, Douglas 1-65-1. (BS) Marks 15-66-0, Carpenter 3-13-0
 Passing: (LOU) LeFors 18-26-1-192-3, Brohm 3-5-1-42-1 (BS) Zabransky 14-29-1-199-1
 Receiving: (LOU) Russell 6-59-1, Jones 5-33-0, McCauley 4-58-0, Clark 2-45-1, Smith 2-30-0. (BS) Acree 4-57-1, Schouman 3-53-0, Bady 3-45-0

2003 GMAC BOWL

Miami (OH) 49, Louisville 28

December 18, 2003

Mobile, Ala.

Attendance: 40,620

MOBILE, Ala.- Ben Roethlisberger passed for 376 yards and four first-half touchdowns to lead No. 14 Miami of Ohio to a 49-28 victory over Louisville in the GMAC Bowl. He completed 21 of 33 passes, shaking off would-be sacks and throwing perfect strikes on the run. Miami scored two more touchdowns in the fourth to stymie a rally by Louisville. Roethlisberger completed 16-of-20 for 291 yards in the first half. The RedHawks outgained Louisville 597-492 in a matchup of high-powered offenses. The Miami defense twice came up big in the fourth. Matt Fusateri stepped in front of Stefan LeFors' pass and raced 35 yards for a touchdown to erase Louisville's comeback hopes, the RedHawks' fifth score of the season on interception returns. Then, Terna Nance picked off another pass in the end zone. Cal Murray rushed 15 times for 142 yards and a touchdown for Miami. Martin Nance had nine catches for 169 yards. LeFors was 17-of-26 for 224 yards but was intercepted three times after getting picked off only seven times in the first 12 games. J.R. Russell caught seven passes for 144 yards and three touchdowns.

Miami	21	14	0	14	49
Louisville	0	21	7	0	28

Scoring Summary

- MIA — Larkin 28-yd pass from Roethlisberger (Parseghian kick)
- MIA — Murray 2-yd run (Parseghian kick)
- MIA — Nance 12-yd pass from Roethlisberger (Parseghian kick)
- LOU — Gates 1-yd run (Smith kick)
- MIA — Brandt 16-yd pass from Roethlisberger (Parseghian kick)
- MIA — Larkin 26-yd pass from Roethlisberger (Parseghian kick)
- LOU — Russell 31-yd pass from LeFors (Smith kick)
- LOU — Russell 2-yd pass from LeFors (Smith kick)
- LOU — Russell 24-yd pass from LeFors (Smith kick)
- MIA — Smith 3-yd run (Parseghian kick)
- MIA — Fusateri 35-yd interception return (Parseghian kick)

Category	LOU	MIA
First Downs	22	28
Rushes-Att-Yds	38-237	33-221
Passing Yards	255	376
TOTAL OFFENSE	492	597
Passes Cmp-Att-Int	18-27-3	33-21-0
Punts	4-42.2	3-30.0
Fumbles-Lost	1-0	2-0
Penalties	5-58	8-73
Sacks By	2-13	3-13
3rd Down Conv.	4-11	5-10
4th Down Conv.	2-2	0-0
Time of Possession	29:08	30:52

Individual Statistics

Rushing: (LOU) Gates 12-128-1, LeFors 8-49-0, Shelton 8-34-0, Bush 9-33-0. (MO) Murray 15-142-1, Smith 12-82-1
 Passing: (LOU) LeFors 17-26-3-224-2, Bush 1-1-0-31-1. (MO) Roethlisberger 21-33-0-376-4
 Receiving: (LOU) Russell 7-144-3, Tinch 4-36-0, Gates 3-24-0, Ghent 2-45-0, Smith 1-5-0, Clark 1-1-0. (MO) Nance 9-169-1, Larkin 5-88-2, Tyler 2-43-0, Robinson 2-41-0, Busing 1-17-0, Brandt 1-16-1, Corbin 1-2-0



2002 GMAC BOWL

Marshall 38, Louisville 15

December 18, 2002

Mobile, Ala.

Attendance: 40,646

MOBILE, Ala. -Byron Leftwich completed 22-of-44 passes for 249 yards and four touchdowns as the Cardinals ended their season at 7-6 with a 38-15 loss to Marshall in the 2002 GMAC Bowl. The Thundering Herd scored the first 17 points of the game, coming on two touchdown passes from Leftwich and a Curtis Head 23-yard field goal. T.J. Patterson put Louisville on the board with a two-yard run with 5:15 left in the second quarter, but the Cards couldn't stop the Thundering Herd. Marshall put the game away with 21 straight points. Leading, 17-7, Leftwich tossed two more scores and a 15-yard run by Frank Wallace iced the contest. Dave Ragone closed the scoring with an 11-yard pass to Tiger Jones. Ragone was 20-of-45 for 193 yards, but was sacked three times. Ragone was also the team's top rusher with 31 yards, but the Cards were limited to 56 yards on 26 carries.

Marshall	7	10	7	14	38
Louisville	0	7	0	8	15

Scoring Summary

- ____ MU — Marriott 9-yd pass from Leftwich (Head kick)
- ____ MU — Head 23-yd field goal
- ____ MU — Doss 8-yd pass from Leftwich (Head kick)
- ____ LOU — Patterson 2-yd run (Smith kick)
- ____ MU — Doss 12-yd pass from Leftwich (Head kick)
- ____ MU — Marriott 26-yd pass from Leftwich (Head kick)
- ____ MU — Wallace 15-yd run (Head kick)
- ____ LOU — Jones 11-yd pass from Ragone (Ragone pass to Jones)

Category	LOU	MU
First Downs	23	20
Rushes-Att-Yds	30-99	26-56
Passing Yards	249	205
Passes Cmp-Att-Int	44-22-1-4	48-21-1-1
Punts	6-50.2	7-43.7
Fumbles-Lost	0-0	4-2
Penalties	17-147	10-88
Sacks By	2-8	3-22
3rd Down Conv.	0-13	8-18
4th Down Conv.	1-4	0-1
Time of Possession	26:59	33:01

Individual Statistics

Rushing: (LOU) Ragone 9-31-0, Patterson 6-19-1, Gates 9-11-0. (MU) Wallace 14-75-1, Hargrove 4-15-0, Carey 9-15-0, Leftwich 3-(-6)-0
 Passing: (LOU) Ragone 20-45-1-193-1, LeFors 1-2-0-12-0. (MU) Leftwich 22-44-1-249-4
 Receiving: (LOU) Owens 5-39-0, Miller 3-23-0, Glenn 2-26-0, Jones 2-25-1, Haskins 2-23-0, Tinch 2-23-0, Harris 2-18-0, Slatter 1-11-0. (MU) Marriott 10-137-2, Watts 3-32-0, Doss 3-26-2, Davis 2-26-0, Rader 2-21-0, Carey 1-4-0, Wallace 1-3-0

2001 LIBERTY BOWL

Louisville 28, BYU 10

December 31, 2001

Memphis, Tenn.

Attendance: 58,968

MEMPHIS, Tenn. — The No. 23-ranked Cardinals made an impressive statement to cap one of the most successful seasons in school history with a 28-10 pounding of No. 19 Brigham Young in the AXA Liberty Bowl. The Louisville defense, ranked 10th in the nation in points allowed, held the nation's highest scoring offense (46.8 points per game) 14 points below its previous low. So it was only fitting that the Cardinal defense came up with the biggest play of the game. Zek Parker had returned the opening kickoff 70 yards to the BYU 22 to set up the Cards' first score, with Henry Miller carrying it in from the one yard line. Then the Cougars scored on a trick play, a lateral to lineman Dustin Rykert for a 10-yard touchdown to make it 7-7 midway through the second quarter. The Cards were still in control after a BYU field goal on their opening drive of the second half. Deion Branch had three catches in the next Cardinal drive, including a 34-yard touchdown that put Louisville ahead 21-10 with 4:15 remaining in the third quarter. Junior safety Curry Burns had one of the best games of his career with nine solo tackles and two pass break-ups. He capped it with an interception and a 29-yard return to the Louisville 46. That set up the score that broke BYU's back.

BYU	0	7	3	0	10
Louisville	7	7	7	7	28

Scoring Summary

- ____ LOU — Miller 1 yard run (Smith kick)
- ____ BYU — Rykert 10 yard run (Payne kick)
- ____ LOU — Mattingly 1 yd. pass from Ragone (Smith kick)
- ____ BYU — Payne 29 yard field goal
- ____ LOU — Branch 34 yard pass from Ragone (Smith kick)
- ____ LOU — Ghent 27 yard pass from Ragone (Smith kick)

Category	LOU	BYU
First Downs	17	17
Rushing Yards	37-58	32-84
Passes	19-28	18-38
Passes Int.	1	3
Passing Yards	228	192
Total Offense	286	276
Punts-Avg.	6-36.5	4-36.8
Penalties-Yards	8-64	4-40
Fumbles-Lost	2-0	0-0

Individual Statistics

Rushing: (LOU) Patterson 21-45-0, Stallings 4-6-0, Parker 1-5-0, Miller 1-5-1, Ragone 5-4-0. (BYU) P. Peterson 15-73-0, Rykert 1-10-1, C. Peterson 1-4-0
 Passing: (LOU) Ragone 19-28-1-228-3. (BYU) Doman 18-37-2-192-0
 Receiving: (LOU) Branch 6-88-1, Ghent 4-62-1, Parker 4-32-0, Dorsey 3-40-0, Jones 1-5-0, Mattingly 1-1-1. (BYU) Ord 4-62-0, Nead 3-39-0, Jolley 3-25-0, Peterson 3-13-0, Wilkerson 2-21-0, Mahe 2-6-0



2000 LIBERTY BOWL

Colorado St. 22, Louisville 17

December 31, 2000

Memphis, Tenn.

Attendance: 58,302

MEMPHIS, Tenn. — In the only bowl game of the 2000 season that featured a pair of conference champions, the Mountain West champs - the Colorado State Rams bulled their way to a 22-17 win over the Louisville Cardinals, Conference USA champions. More than 25,000 U of L fans braved wind chills in the single digits and saw the Cardinals jump out to a 10-3 lead early in the second quarter. Sophomore quarterback Dave Ragone connected with little-used wide receiver Damien Dorsey on a 58-yard scoring play and got three more from the right foot of placekicker Nate Smith. The Rams battled back late in the first half getting a pair of touchdowns on the ground from Cecil Sapp and Frank Rice. Sapp would go on to earn game MVP honors after a 160-yard performance.

Armed with a 16-10 halftime lead, the Rams would bump the score to 19-10 after the second of three C.W. Hurst field goals, a 21-yarder early in the third quarter. U of L pulled within two at 19-17 when Ragone connected with Deion Branch on a 14-yard scoring play with 13:35 left in the game.

For the day, Ragone completed 24 of 37 throws for 321 yards in winds up to 30 miles per hour. Branch set a Liberty Bowl record with 10 receptions for 170 yards and a score.

Colorado State	3	13	3	3	22
Louisville	7	3	0	7	17

Scoring Summary

- CSU — Hurst 24-yd field goal
- LOU — Dorsey 58-yd pass from Ragone (Smith kick)
- LOU — Smith 24-yd field goal
- CSU — Sapp 2-yd run (Hurst kick)
- CSU — Rice 16-yd run (kick failed)
- CSU — Hurst 21-yd field goal
- LOU — Branch 14-yd pass from Ragone (Smith kick)
- CSU — Hurst 32-yd field goal

Category	CSU	LOU
First Downs	22	17
Rushing Yards	157	76
Passes	13-28	24-37
Passes Int.	1	0
Passing Yards	158	321
Total Offense	315	397
Punts-Avg.	5-44.8	5-39.2
Penalties-Yards	3-39	6-55
Fumbles-Lost	3-1	3-3

Individual Statistics

Rushing: (LOU) Stallings 15-63-0, Ragone 7-19-0, Lester 1-1-0. (CSU) Sapp 36-160-1, Rice 2-39-1, Rebstock 1-6-0
 Passing: (LOU) Ragone 24-37-1-321-2. (CSU) Newton 13-28-1-158-0
 Receiving: (LOU) Branch 10-170-1, Jackson 5-47-0, Parker 4-14-0, Ghent 3-23-0, Dorsey 1-58-1, Stallings 1-9-0. (CSU) Rebstock 3-34-0, Layne 2-46-0, Ochoa 2-22-0, Rice 2-20-0, Cuppari 2-19-0

1999 HUMANITARIAN BOWL

Boise State 34 Louisville 31

December 30, 1999

Boise, Idaho

Attendance: 29,283

BOISE, Id. - For the first time in school history, the Cardinals travel to their second consecutive bowl game after posting a 7-4 regular season record. U of L drew first blood less than three minutes into the game when senior Jon Hilbert split the uprights from 40 yards out to give the Cards a 3-0 lead. BSU quarterback Bart Hendricks sprinted in from three yards out to give the Broncos a 7-3 advantage, but U of L would strike back less than two minutes later as senior quarterback Chris Redman hit Arnold Jackson with a 54-yard scoring pass. The NCAA's all-time leader in passes attempted and completed, Redman would close his historic collegiate career by completing 26 of 47 throws for 314 yards and two scores.

Following a Hendricks TD pass, junior Zek Parker returned the ensuing kickoff 91 yards for a score as U of L seized the lead back at 17-14. Parker's TD return was his third of the season. The two clubs matched touchdowns in the second stanza with Damien Dorsey catching his first pass as a collegian to give U of L a 24-21 lead at halftime. A pair of Nick Calaycay third quarter field goals gave BSU a three-point lead after three quarters while a Davy Malaythong five-yard run proved to be the game-winning score with 9:28 remaining.

Louisville	17	7	0	7	31
Boise State	14	7	6	7	34

Scoring Summary

- LOU — Hilbert 40-yd field goal
- BSU — Hendricks 3-yd run (Calaycay kick)
- LOU — Jackson 54-yd pass from Redman (Hilbert kick)
- BSU — Swan 4-yd pass from Hendricks (Calaycay kick)
- LOU — Parker 91-yd kickoff return (Hilbert kick)
- BSU — Harts 80-yd interception return (Calaycay kick)
- LOU — Dorsey 8-yd pass from Redman (Hilbert kick)
- BSU — Calaycay 26-yd field goal
- BSU — Calaycay 46-yd field goal
- LOU — Moreau 3-yd run (Hilbert kick)
- BSU — Malaythong 5-yd run (Calaycay kick)

Category	LOU	BSU
First Downs	22	28
Rushes-Att-Yds	38-237	33-221
Passing Yards	255	376
TOTAL OFFENSE	492	597
Passes Cmp-Att-Int	18-27-3	33-21-0
Punts	4-42.2	3-30.0
Fumbles-Lost	1-0	2-0
Penalties	5-58	8-73
Sacks By	2-13	3-13
3rd Down Conv.	4-11	5-10
4th Down Conv.	2-2	0-0
Time of Possession	29:08	30:52

Individual Statistics

Rushing: (LOU) Moreau 24-111-1, Parker 1-1-0, Redman 7-(-23)-0. (BSU) Forsey 23-152-0, Hendricks 10-26-1, Malaythong 4-9-1
 Passing: (LOU) Redman 26-47-3-314-2. (BSU) Hendricks 20-39-0-335-1
 Receiving: (LOU) Jackson 9-109-1, Green 6-97-0, Boyd 6-73-0, Moreau 3-21-0, Dorsey 1-8-1, Parker 1-6-0. (BSU) Swillie 4-70-0, Fanucchi 3-80-0, Forsey 2-50-0, Stachelski 2-12-0, Colbert 2-11-0, Davisson 2-4-0



1998 MOTOR CITY BOWL
Marshall 48, Louisville 29
December 23, 1998
Detroit, Mich.
Attendance: 52,016

DETROIT, Mich. — Marshall scored 24 unanswered points to take control of the second annual Motor City Bowl, 48-29. The loss, however, could not dampen the metamorphosis of the Louisville football team during the 1998 season. U of L held serve with Marshall through the first 30 minutes holding a 21-21 deadlock with the Thundering Herd behind the offense of junior running back Leroy Collins and quarterback Chris Redman. Redman completed 35 of 56 throws for 336 yards and a second-quarter TD to Charles Sheffield. The outing was a fitting end to a junior season which saw him finish second nationally in total offense and become the 13th quarterback in I-A history to throw for 4,000 yards. Collins found the end zone three times in the bowl loss to cap a recordsetting season. The junior college transfer hit paydirt 19 times during the regular season to break Lenny Lyles 40-year-old mark. Herd quarterback Chad Pennington set virtually every MCB record completing 18 of 24 passes for 411 yards and four touchdowns as Marshall exploited an injury-riddled U of L defense.

Marshall	7	14	17	10	48
Louisville	0	21	0	8	29

Scoring Summary

- MU — Williams 29-yd pass from Pennington (Malashevich kick)
- LOU — Collins 2-yd run (Hilbert kick)
- MU — Washington 14-yd pass from Pennington (Malashevich kick)
- LOU — Sheffield 21-yd pass from Redman (Hilbert kick)
- MU — Williams 26-yd pass from Pennington (Malashevich kick)
- LOU — Collins 13-yd run (Hilbert kick)
- MU — Long 50-yd pass from Pennington (Malashevich kick)
- MU — Chapman 1-yd run (Malashevich kick)
- MU — Malashevich 22-yd field goal
- MU — Chapman 1-yd run (Malashevich kick)
- LOU — Collins 1-yd run (Hilbert kick)
- MU — Malashevich 32-yd field goal

Category	MU	LOU
First Downs	27	26
Rushing Yards	202	66
Passes	18-24	34-54
Passes Int.	0	1
Passing Yards	411	336
Total Offense	613	402
Punts-Avg.	1-58.0	4-49.3
Penalties-Yards	14-123	13-109
Fumbles-Lost	2-0	3-0

Individual Statistics

Rushing: (LOU) Collins 14-94-3, Cooper 2-0-0, Redman 5-(-28)-0. (MU) Turner 13-94-0, Chapman 26-76-2, Pennington 3-34-0
 Passing: (LOU) Redman 35-54-1-336-1. (MU) Pennington 18-24-0-411-4
 Receiving: (LOU) Jackson 8-96-1, Boyd 8-84-0, Sheffield 8-75-1, Collins 4-10-0. (MU) Cooper 5-67-0, Williams 3-68-2, Chapman 2-69-0, Long 2-57-1, Colclough 2-56-0

1993 LIBERTY BOWL
Louisville 18, Michigan State 7
December 28, 1993
Memphis, Tenn.
Attendance: 21,097

MEMPHIS, Tenn.— The 1993 Cardinals put a cap on an 8-3 regular season with an 18-7 victory over Michigan State at the Liberty Bowl. Howard Schnellenberger's squad registered the first win ever by the Cardinals over a Big Ten foe. The conditions were hardly ideal for an aerial display, but quarterback Jeff Brohm checked in with one of the guttiest efforts in the history of Cardinal football. Brohm, playing with two steel pins and one steel plate in the index finger of his throwing hand completed 19-of-29 passes for 197 yards and a touchdown amidst 20- degree temperatures and freezing rain. Most of that trouble was shown in the fourth quarter. Entering the final frame, Louisville trailed 7-3. With 12:05 remaining, Brohm connected on a 25-yard strike to Reggie Ferguson to put the Cardinals in front for good. Just over three minutes later, it was the defense's turn to make a big play. Pinned back to their one-yard line, the Spartans were merely looking to get some breathing room for their offense. Running back Craig Thomas took the handoff and was immediately met by All-American defensive end Joe Johnson and reserve linebacker Tyrus McCloud for a safety. On the ensuing possession, the Cardinals marched down the field for an insurance touchdown when Anthony Shelman bolted into the end zone from 11 yards out.

Michigan State	7	0	0	0	7
Louisville	3	0	0	15	18

Scoring Summary

- MSU — Goulbourne 1-yd run (Stoyanovich kick)
- LOU — Akers 31-yd field goal
- LOU — Ferguson 25-yd pass from Brohm (Akers kick)
- LOU — Safety
- LOU — Dawkins 11-yd run (Kick failed)

Category	MSU	LOU
First Downs	18	20
Rushing Yards	114	172
Passes	15-28	19-31
Passes Int.	1	0
Passing Yards	193	197
Total Offense	307	369
Punts-Avg.	5-29.0	5-36.2
Penalties-Yards	5-60	6-45
Fumbles-Lost	0-0	1-0

Individual Statistics

Rushing: (LOU) Brohm 9-25-0, Dawkins 14-88-1, Shelman 17-59-0. (MSU) Thomas 10-57-0, Goulbourne 19-63-1, Holman 1-1-0
 Passing: (LOU) Brohm 19-29-0-197-1, Lowe 0-2-0-0-0. (MSU) Miller 15-28-1-193-0
 Receiving: (LOU) Ferguson 3-68-1, Dawkins 8-68-0, Fitzpatrick 2-17-0, Asher 4-15-0, Bailey 1-16-0, Cooper 1-13-0. (MSU) Coleman 6-100-0, Abrams 1-15-0, Greene 4-49-0, Goulbourne 3-11-0



1991 FIESTA BOWL

Louisville 34, Alabama 7

January 1, 1991

Tempe, Ariz.

Attendance: 69,098

TEMPE, Ariz. - Playing in its first bowl game in 13 years, the Louisville football team felt it had something to prove at the 1991 Fiesta Bowl. The squad proved its point to the tune of a 34-7 thrashing of Alabama. The Cardinals came out on all cylinders, scoring 25 points in the first quarter. Browning Nagle tossed two long touchdown passes and Ray Buchanan recovered a blocked punt for a touchdown. Nagle threw for a Fiesta Bowl record 451 yards, including 223 during a 25-point first-quarter explosion. He completed 20-of-33 passes and had three scoring passes. Alabama's offense did not experience much more success. For the game the Tide rolled for just 189 yards of total offense. U of L defensive back Ray Buchanan was tabbed as the game's defensive most valuable player.

Louisville	25	0	7	2	34
Alabama	0	7	0	0	7

Scoring Summary

- LOU — Ware 70-yd pass from Nagle (Wilmsmeyer kick)
- LOU — Dawkins 5-yd run (Kicked blocked)
- LOU — Cummings 37-yd pass from Nagle (Kick failed)
- LOU — Buchanan recovered blocked punt (pass failed)
- ALA — Gardner 49-yd interception return (Doyle kick)
- LOU — Cummings 19-yd pass from Nagle (Bell kick)
- LOU — Safety

Category	Ala	LOU
First Downs	10	25
Rushing Yards	95	113
Passes	12-35	21-39
Passes Int.	2	3
Passing Yards	94	458
Total Offense	189	571
Punts-Avg.	8-40.2	3-41.0
Penalties-Yards	7-40	10-87
Fumbles-Lost	3-1	3-1

Individual Statistics

Rushing: (LOU) Nagle 6-(-20)-0, Dawkins 5-38-1, Bynm 8-48-0, Lipsey 9-23-0. (ALA) Hollingsworth 4-(-15)-0, Anderson 7-26-0, Turner 6-49-0, Sewell 5-25-0

Passing: (LOU) Nagle 20-33-1-453-3. (ALA) Hollingsworth 10-23-1-59-0

Receiving: (LOU) McKay 5-110-0, Lipsey 4-65-0, Dawkins 3-32-0, Ware 1-70-1, Jones 2-89-0, Cummings 3-69-2. (ALA) Turner 4-35-0, Houston 2-4-0, Russell 1-7-0, Finkley 1-15-0, Busky 1-3-0, Lassic 2-35-0

1977 INDEPENDENCE BOWL

La. Tech 24, Louisville 14

December 17, 1977

Shreveport, La.

Attendance: 18,500

SHREVEPORT, La. - The 1977 Louisville team, coached by Vince Gibson, ended a seven-year bowl drought, and took a 24-14 setback from Louisiana Tech at the Independence Bowl. Louisiana Tech, the Southland Conference champion, took the thrill out of the trip for U of L, handing the Cards a 10-point loss. Kevin Miller provided the spark offensively for U of L, electrifying the crowd with a 60-yard first quarter punt return for a touchdown. In the third quarter, Miller scored again on a 13-yard run to cap a 13-play, 58-yard scoring drive. Tech quarterback Keith Thibodeaux, the offensive player of the game, countered Miller's heroics with two touchdown passes. Miller nearly came up with another TD, but he mishandled a pass in the end zone from Stu Stram. Another potential Cardinal touchdown was called back by a holding penalty. Linebacker Otis Wilson was selected as the game's outstanding defensive player.

Louisville	7	0	7	0	14
Louisiana Tech	21	3	0	0	24

Scoring Summary

- LOU — Miller 60-yd punt return (Posadas kick)
- LT — Lewis 1-yd run (Swiley kick)
- LT — Pree 41-yd pass from Thibodeaux (Swiley kick)
- LT — McCartney 8-yd pass from Thibodeaux (Swiley kick)
- LT — Swiley 21-yd field goal
- LOU — Miller 13-yd run (Posadas kick)

Category	LT	LOU
First Downs	25	11
Rushing Yards	48	100
Passes	19-39	9-23
Passes Int.	2	1
Passing Yards	287	61
Total Offense	335	161
Punts-Avg.	6-32.0	8-38.0
Fumbles-Lost	6-3	8-3



1970 PASADENA BOWL

Louisville 24, Long Beach State 24

December 19, 1970

Pasadena, Calif.

Attendance: 20,472

PASADENA, Calif. - In 1970, the University of Louisville's Missouri Valley Conference Championship team tied Long Beach State 24-24 at the Pasadena Bowl to close the season. Long Beach trailed Lee Corso's Cardinals almost the entire game after John Madeya scored a pair of touchdowns. On the strength of a safety and some nifty running by fullback Leon Burns, LBSU managed to forge a fourth-quarter tie. A strange play near the end of the game had the Louisville faithful thinking they just might secure a victory. Madeya threw a screen pass to tailback Tom Jesukaitis, who was supposed to go out of bounds. Instead Jesukaitis put the ball in the air again, throwing a pass to Cookie Brinkman who went in for a touchdown. The rulebook prohibits more than one pass on a single play, however, and U of L was penalized five yards. Louisville's Paul Mattingly was named Defensive Player of the Game. He blocked a 32-yard field goal attempt in the fourth quarter and was in on a game-high 17 tackles.

Louisville	14	7	3	0	24
Long Beach St.	7	7	2	8	24

Scoring Summary

- LBSU — Burns 4-yard run (Logue kick)
- LOU — Madeya 4-yard run (Marcus kick)
- LOU — Welch 65-yard interception return (Marcus kick)
- LOU — Madeya 1-yard run (Marcus kick)
- LBSU — Burns 2-yard run (Logue kick)
- LOU — Marcus 24-yard field goal
- LBSU — Safety Gatti tackled in end zone
- LBSU — Burns 4-yard run (Matthews pass from Graves)

Category	LBSU	LOU
First Downs	16	20
Rushing Yards	243	210
Passes	9-17	12-23
Passes Int.	1	1
Passing Yards	148	90
Total Offense	391	300
Punts-Avg.	6-30.0	8-39.0
Fumbles-Lost	3-3	2-0

1958 SUN BOWL

Louisville 34, Drake 20

January 1, 1959

El Paso, Texas

Attendance: 20,000

EL PASO, Texas- The University of Louisville made its first bowl appearance Jan. 1, 1958, as Frank Camp's squad battered Drake 34-20 in the Sun Bowl. The victory over the Drake Bulldogs capped a near-perfect season for the Cardinals. U of L finished with a 9-1 record. Louisville's squad was headed by Lenny Lyles, the nation's leading rusher. Unfortunately, Lyles went down in the first quarter with an injury. He managed just six yards on two carries. In Lyles' absence, Ken Porco and Pete Bryant stepped forward offensively. Porco ran for a game-high 119 yards on 20 carries. Bryant added 80 yards on 14 carries, while also tossing a 20-yard scoring pass.

Louisville	7	14	7	6	34
Drake	7	7	0	6	20

Scoring Summary

- Drake — Labrasca 2-yard run (Leeman kick)
- LOU — Cain 4-yard run (Young kick)
- Drake — 17-yard run (Leeman kick)
- LOU — Young 37-yard pass from Orem (Young kick)
- LOU — Bryant 4-yard run (Young kick)
- LOU — Porco 2-yard run (Young kick)
- Drake — Kinzell 55-yard pass from Labrasca (kick failed)
- LOU — Young 20-yard pass from Bryant (kick failed)

Category	DRAKE	LOU
First Downs	16	14
Rushing Yards	176	228
Passes	10-33	6-10
Passes Int.	1	0
Passing Yards	140	148
Total Offense	316	316
Punts-Avg.	4-25.8	5-34.2
Fumbles-Lost	3-2	1-0





Bowl Records

Fiesta Bowl (1-0)

1991 Louisville 34, Alabama 7

Gator Bowl (0-1)

2006 Virginia Tech 35, Louisville 24

GMAC Bowl (0-2)

2005 Miami (OH) 49, Louisville 28

2002 Marshall 38, Louisville 15

Humanitarian Bowl (0-1)

2001 Boise State 34, Louisville 31

Independence Bowl (0-1)

1977 Louisiana Tech 24, Louisville 14

Liberty Bowl (3-1)

2004 Louisville 44, Boise State 40

2001 Louisville 28, BYU 10

2000 Colorado State 22, Louisville 17

1993 Louisville 18, Michigan State 7

Motor City Bowl (0-1)

1998 Marshall 48, Louisville 29

Orange Bowl (1-0)

2007 Louisville 24, Wake Forest 13

Pasadena Bowl (0-0-1)

1970 Louisville 24, Long Beach State 24

Sun Bowl (1-0)

1958 Louisville 34, Drake 20



Stefan LeFors guided the Cardinals to a win over Boise State in the 2004 Liberty Bowl.

TEAM RECORDS

Points: Most, 44 vs. Boise State (2004 Liberty)

Fewest Allowed, 7 vs. Michigan State (1993 Liberty), Alabama (1991 Fiesta)

Most Points Scored in One Half: 25 vs. Alabama (1991 Fiesta)

Most Points, 1st Quarter: 25 vs. Alabama (1991 Fiesta)

Most Points, 2nd Quarter: 21 vs. Marshall (1998 Motor City)

Most Points, 3rd Quarter: 14 vs. Boise State (2004 Liberty)

Most Points, 4th Quarter: 15 vs. Michigan State (1993 Liberty)

Total Offense: Most: 571 vs. Alabama (1991 Fiesta). Fewest: 161 vs. La. Tech (1977 Independence)

Most Yards Allowed: 613 by Marshall (1998 Motor City)

Rushing: Most: 329 vs. Boise State (2004 Liberty). Fewest: 58 vs. BYU (2001 Liberty)

Fewest Allowed: 48 vs. La. Tech (1977 Independence)

Most Yards Allowed: 243 by Long Beach State (1970 Pasadena)

Rushing Attempts: 50 vs. Boise State (2004 Liberty Bowl)

Most Touchdowns: 3 (twice) vs. Boise State (2004 Liberty)

Passing Yards: Most: 458 vs. Alabama (1991 Fiesta) Fewest Allowed: 94 vs. Alabama (1991 Fiesta)

Most Yards Allowed: 411 by Marshall (1998 Motor City)

Pass Completions: Most: 34 vs. Marshall (1998 Motor City)

Fewest Allowed: 9 vs. Long Beach (1970 Pasadena)

Pass Attempts: Most: 54 vs. Marshall (1998 Motor City)

Fewest Allowed: 17 vs. Long Beach (1970 Pasadena)

Passing Touchdowns: Most: 3 (four times)
Interceptions: Most: 3 (three times)

INDIVIDUAL RECORDS

Most Rushing Attempts: 24 by Frank Moreau vs. Boise State (1999 Humanitarian)

Most Rushing Yards by a QB: 77 by Stefan LeFors vs. Boise State (2004 Liberty)

Most Rushing Yards: 128 by Lionel Gates vs. Miami (OH) (2003 GMAC)

Most Passing Attempts: 54 by Chris Redman vs. Marshall (1998 Motor City)

Most Completions: 35 by Chris Redman vs. Marshall (1998 Motor City)

Most Passing Yards: 451 by Browning Nagle vs. Alabama (1991 Fiesta)

Most Interceptions: 3 by Stefan LeFors vs. Miami (OH) (2003 GMAC)

Most Receptions: 10 by Harry Douglas vs. Wake Forest (2007 Orange Bowl); 10 by Deion Branch, vs. Colorado State ((2000 Liberty)

Most Receiving Yards: 170 by Deion Branch vs. Colorado State (2000 Liberty)

Most Touchdown Receptions: 3 by J.R. Russell vs. Miami (OH) (2003 GMAC)

LONGEST PLAYS

Scrimmage Run: 88 by Lionel Gates vs. Miami (OH) (2003 GMAC)

Passing Play: 70 by Browning Nagle-Latrell Ware vs. Alabama (1991 Fiesta)

Punt: 59, Brandon Brookfield vs. Michigan State (1993 Liberty)

Field Goal: 40 by Jon Hilbert vs. Boise State (1999 Humanitarian)

Interception Return: 65 by Joe Welch vs. Long Beach State (1970 Pasadena)

Kickoff Return: 96 by Zek Parker vs. BYU (2001 Liberty)

Punt Return: 60 by Kevin Miller vs. Louisiana Tech (1977 Independence)

BOWL GAME MOST VALUABLE PLAYERS

Brian Brohm - 2007 Orange

Hunter Cantwell - 2006 Gator

Stefan LeFors (Off. MVP) - 2004 Liberty

Antoine Harris (Def. MVP) - 2004 Liberty

Dave Ragone - 2001 Liberty

Jeff Brohm - 1993 Liberty

Browning Nagle (Off. MVP) - 1991 Fiesta

Ray Buchanan (Def. MVP) - 1991 Fiesta



Brian Brohm was the 2007 Orange Bowl MVP after throwing for 311 yards.



All-Time Scores

1912 – Won 3, Lost 1

Date	Opponent	Score
Oct. 11	at Transylvania	32-0
Oct. 17	Centre	23-6
Oct. 28	at Kentucky	0-41
Nov. 15	Hanover	73-0

Coach: Lester Larson
Captain: Stanley Walker

1913 – Won 5, Lost 1

Date	Opponent	Score
Oct. 4	Bethel (Ky.)	48-0
Oct. 11	at Moore's Hill	77-0
Oct. 18	Wash. (Tenn.)	100-0
Oct. 25	Cumberland	6-0
Nov. 1	Butler	20-0
Nov. 22	Kentucky	0-20

Coach: Lester Larson
Captain: Stanley Walker

1914 – Won 1, Lost 4

Date	Opponent	Score
Oct. 17	Tennessee	0-66
Oct. 31	Wabash	3-7
Nov. 7	at Cumberland	0-20
Nov. 14	at Kentucky	0-42
Nov. 21	at Rose Poly	23-0

Coach: Lester Larson
Captain: Stanley Walker

1915 – Won 1, Lost 5, Tied 1

Date	Opponent	Score
Oct. 2	Centre	0-0
Oct. 9 at	Wabash	0-38
Oct. 16	Chattanooga	6-21
Oct. 30	Rose Poly	22-6
Nov. 6	Kentucky	0-15
Nov. 13	Franklin	7-13
Nov. 25	Transylvania	0-26

Coach: Will Duffy
Captain: Owen Foster

1916 – Won 2, Lost 3, Tied 1

Date	Opponent	Score
Oct. 14	Centre	0-0
Oct. 21	Chattanooga	6-0
Oct. 28	Butler	19-7
Nov. 4	Georgetown	0-41
Nov. 18	Franklin	12-16
Nov. 30	Transylvania	0-13

Coach: Will Duffy
Captain: Maurice Daniel

1921 – Won 2, Lost 2, Tied 1

Date	Opponent	Score
Oct. 22	Hanover*	19-8
Oct. 29	at Bethel (Ky.)	0-0
Nov. 5	at Transylvania	0-7
Nov. 18	Kentucky Wesleyan	30-0
Nov. 26	at Marshall	0-14

Coach: Bill Duncan
Captain: E.B. Kirk
*won by forfeit

1922 – Won 2, Lost 7

Date	Opponent	Score
Sept. 30	Western Kentucky	0-6
Oct. 7	Bethel (Ky.)	12-14
Oct. 14	at Kentucky	0-63
Oct. 21	Franklin	6-27
Oct. 28	at Centre	7-32
Nov. 4	Cincinnati	28-0
Nov. 11	at Rose Poly	6-0
Nov. 18	Centenary	13-39
Nov. 30	at Marshall	7-21

Coach: Bill Duncan
Captain: Tommy Kienzie

1923 – Won 5, Lost 3

Date	Opponent	Score
Sept. 29	at Western Kentucky	7-19
Oct. 6	at Union	6-13
Oct. 13	Morris Harvey	27-0
Oct. 20	Franklin	0-35
Oct. 27	Rose Poly	13-0
Nov. 3	Transylvania	12-0
Nov. 10	Kentucky Wesleyan	7-0
Nov. 17	at Georgetown	12-6

Coach: Fred Enke
Captain: Art Vandervert

1924 – Won 3, Lost 5, Tied 1

Date	Opponent	Score
Oct. 4	at Kentucky	0-29
Oct. 11	Western Kentucky	12-7
Oct. 18	at Georgetown	9-6
Oct. 25	Transylvania	0-3
Nov. 1	at Rose Poly	6-18
Nov. 8	at K. Wesleyan	0-0
Nov. 15	King	0-16
Nov. 22	Chattanooga	10-0
Nov. 27	at Marshall	6-16

Coach: Fred Enke
Captain: Paul Osborne

1925 – Won 8, Lost 0

Date	Opponent	Score
Oct. 3	Evansville	20-0
Oct. 10	at Western Kentucky	6-0
Oct. 17	at Hanover	24-0
Oct. 24	Kentucky Wesleyan	6-0
Oct. 30	at Transylvania	7-0
Nov. 7	Rose Poly	30-0
Nov. 21	Toledo	33-0
Nov. 26	at Marshall	7-2

Coach: Tom King
Captain: Armand Fischer

1926 – Won 6, Lost 2

Date	Opponent	Score
Oct. 2	at Ogden	79-0
Oct. 9	at Rose Poly	49-0
Oct. 16	at Xavier	7-20
Oct. 30	Centre	0-6
Nov. 6	Western Kentucky	26-10
Nov. 13	at Ky. Wesleyan	25-12
Nov. 20	Marshall	27-3
Nov. 25	at Fla. Southern	13-0

Coach: Tom King
Captain: Jack Dougherty

1927 – Won 4, Lost 4

Date	Opponent	Score
Oct. 8	Transylvania	25-6
Oct. 15	Murray State	14-0
Oct. 22	at Marshall	6-37
Oct. 29	Centre	40-7
Nov. 5	at Western Kentucky	6-7
Nov. 12	at Eastern Kentucky	21-13
Nov. 19	Dauids & Elkins	0-32
Nov. 24	at Centenary	2-59

Coach: Tom King
Captain: Harvey Mayhall

1928 – Won 1, Lost 7

Date	Opponent	Score
Oct. 6	Eastern Kentucky	72-0
Oct. 13	at Detroit	0-46
Oct. 20	at Chattanooga	0-70
Oct. 27	Transylvania	0-18
Nov. 3	at Western Kentucky	0-20
Nov. 10	Centre	0-7
Nov. 17	at St. Louis	0-12

Nov. 24	Marshall	0-13
---------	----------	------

Coach: Tom King
Captain: Jim Tom Robertson

1929 – Won 3, Lost 5

Date	Opponent	Score
Oct. 2	Cincinnati	0-7
Oct. 11	at Transylvania	0-9
Oct. 19	Western Kentucky	0-13
Oct. 26	at Marshall	6-25
Nov. 2	at Eastern Kentucky	19-6
Nov. 9	Centre	0-41
Nov. 16	Earlham	6-0
Nov. 23	Georgetown	6-0

Coach: Tom King
Captain: Game Captains

1930 – Won 5, Lost 3

Date	Opponent	Score
Oct. 4	Hanover	32-12
Oct. 11	Transylvania	18-0
Oct. 17	Eastern Kentucky	52-0
Oct. 25	at Western Kentucky	6-7
Nov. 1	Centre	0-28
Nov. 8	at DePauw	10-14
Nov. 15	at Marshall	13-12
Nov. 22	Earlham	13-0

Coach: Tom King
Captain: Tommy Thompson

1931 – Won 0, Lost 8

Date	Opponent	Score
Oct. 2	Hanover	0-3
Oct. 9	Transylvania*	0-1
Oct. 16	at Butler	6-61
Oct. 24	Eastern Kentucky*	0-1
Oct. 31	at Western Kentucky	6-20
Nov. 7	DePaul	0-46
Nov. 14	at Georgetown	6-20
Nov. 21	Centre	0-75

Coach: Jack McGrath
Captains: Ben Reid and Guy Schearer
* won by forfeit

1932 – Won 0, Lost 9

Date	Opponent	Score
Sept. 24	at Marshall	0-66
Oct. 1	Union (Ky.)	6-32
Oct. 8	at Murray State	0-105
Oct. 15	at Eastern Kentucky	0-38
Oct. 22	Transylvania	12-34
Oct. 28	Morehead State	0-20
Nov. 4	at Oakland City	0-19
Nov. 12	Georgetown	0-20
Nov. 19	at Western Kentucky	0-58

Coach: C.V. (Red) Money
Captain: Tom Giannini

1933 – Won 1, Lost 7

Date	Opponent	Score
Sept. 30	Centre	0-30
Oct. 6	at Georgetown	0-13
Oct. 13	at Union (Ky.)	0-19
Oct. 21	Western Kentucky	0-45
Oct. 28	at Morehead St.	0-13
Nov. 4	Murray State	6-54
Nov. 11	at Miami (Fla.)	7-33
Nov. 18	Eastern Kentucky	13-7

Coach: Ben Cregor
Captain: Bill Threlkeld

1934 – Won 2, Lost 5

Date	Opponent	Score
Oct. 6	Georgetown	14-6
Oct. 13	at Toledo	7-19
Oct. 27	at Hanover	6-7
Nov. 3	Centre	0-46
Nov. 10	at Transylvania	0-13

Nov. 17	at Eastern Kentucky	13-6
Nov. 24	Union (Ky.)	0-7

Coach: Ben Cregor
Captain: Bill Threlkeld

1935 – Won 1, Lost 6, Tied 1

Date	Opponent	Score
Sept. 28	at Butler	0-29
Oct. 5	Transylvania	7-14
Oct. 11	at Union (Ky.)	7-13
Oct. 19	at Hanover	6-6
Oct. 26	Eastern Kentucky	0-9
Nov. 2	at Georgetown	0-21
Nov. 9	Toledo	7-41
Nov. 16	Morehead State	20-0

Coach: Ben Cregor
Captains: Ken Doll, Walt Kirkendahl

1936 – Won 4, Lost 4

Date	Opponent	Score
Oct. 3	Union (Ky.)	13-0
Oct. 10	at Hanover	12-2
Oct. 17	at Eastern Kentucky	6-9
Oct. 24	at Union	7-27
Oct. 30	Georgetown	12-8
Nov. 7	Alfred Hollbrook	31-7
Nov. 14	at Morehead St.	7-14
Nov. 21	Baldwin-Wallace	0-67

Coach: Laurie Apitz
Captain: Melzar Lowe

1937 – Won 2, Lost 5, Tied 1

Date	Opponent	Score
Sept. 25	Hanover	7-13
Oct. 2	at Transylvania	6-19
Oct. 9	at Wayne State	0-32
Oct. 15	Union (Univ.)	14-6
Oct. 23	St. Joseph's	13-6
Oct. 30	at Georgetown	7-12
Nov. 11	Centre	7-20
Nov. 20	Eastern Kentucky	6-6

Coach: Laurie Apitz
Captain: Ralph Emerson

1938 – Won 2, Lost 6

Date	Opponent	Score
Sept. 24	at Cincinnati	0-19
Oct. 7	Wayne State	14-12
Oct. 15	at St. Joseph's	0-2
Oct. 22	Georgetown	0-6
Oct. 29	Transylvania	7-13
Nov. 4	at Evansville	6-0
Nov. 11	at Hanover	13-14
Nov. 19	at Centre	0-14

Coach: Laurie Apitz
Captain: Alex Davidson

1939 – Won 5, Lost 2, Tied 1

Date	Opponent	Score
Sept. 22	at Transylvania	25-0
Sept. 30	at Indiana State	0-7
Oct. 6	Evansville	7-6
Oct. 13	Alfred Hollbrook	20-3
Oct. 19	St. Joseph's	13-0
Oct. 28	at Centre	0-0
Nov. 4	at Georgetown	7-14
Nov. 18	Hanover	20-0

Coach: Laurie Apitz
Captains: Fred Schloemer, Lou Zimlich

1940 – Won 3, Lost 5, Tied 1

Date	Opponent	Score
Sept. 21	Indiana State	0-0
Sept. 28	at Cincinnati	0-7
Oct. 5	at Evansville	13-7
Oct. 12	at St. Joseph's	6-24
Oct. 18	Centre	0-28
Oct. 25	Alfred Hollbrook	38-7



Nov. 2	Georgetown	14-19
Nov. 9	at Hanover	14-13
Nov. 16	at Long Island	6-29
Coach: Laurie Apitz		
Captain: Jimmy Caulfield		

1941 — Won 4, Lost 4

Date	Opponent	Score
Sept. 22	Rio Grande	58-0
Sept. 27	at Cincinnati	7-28
Oct. 4	Evansville	31-7
Oct. 17	Transylvania	13-0
Oct. 23	at Georgetown	7-19
Nov. 1	at DePauw	6-13
Nov. 8	at Hanover	21-7
Nov. 15	Vanderbilt	0-68
Coach: Laurie Apitz		
Captains: Clure Moser, Jim Rosenfield		

1942 — Won 2, Lost 3

Date	Opponent	Score
Sept. 17	Rio Grande	25-0
Sept. 26	at Cincinnati	0-51
Oct. 10	at Evansville	20-0
Oct. 17	DePauw	6-19
Oct. 24	Indiana State	7-25
Coach: Laurie Apitz		
Captains: Jim Brady, Bud Bruning		

1946 — Won 6, Lost 2

Date	Opponent	Score
Sept. 26	at Evansville	13-7
Oct. 4	Wittenberg	19-0
Oct. 11	at Georgetown	20-0
Oct. 19	at W. Kentucky	19-20
Oct. 25	Georgetown	20-0
Nov. 2	St. Joseph's	13-7
Nov. 9	at E. Kentucky	7-28
Nov. 16	Union (Univ.)	25-0
Coach: Frank Camp		
Captain: Vince Lococo		

1947 — Won 7, Lost 0, Tied 1

Date	Opponent	Score
Sept. 26	Wittenberg	40-3
Oct. 4	at DePauw	37-0
Oct. 10	Evansville	20-7
Oct. 24	Western Kentucky	19-13
Nov. 1	at St. Joseph's	7-7
Nov. 7	Eastern Kentucky	14-13
Nov. 14	at SE La.	23-0
Nov. 22	Washington	33-20
Coach: Frank Camp		
Captain: Art Heitlauf		

1948 — Won 5, Lost 5

Date	Opponent	Score
Sept. 25	at Memphis State	7-13
Oct. 2	St. Joseph's	20-0
Oct. 8	at Xavier	26-47
Oct. 16	at Akron	13-0
Oct. 23	Western Kentucky	19-6
Oct. 30	Buffalo	19-48
Nov. 6	Catawba	33-21
Nov. 13	at Evansville	6-18
Nov. 20	Bradley	31-14
Nov. 27	at Washington	12-27
Coach: Frank Camp		
Captain: George Bertram		

1949 — Won 8, Lost 3

Date	Opponent	Score
Sept. 17	St. Joseph's	33-7
Sept. 24	at Western Kentucky	47-7
Sept. 30	Murray State	34-14
Oct. 8	Miami (Fla.)	0-26
Oct. 15	Akron	62-6

Oct. 21	Xavier	7-19
Oct. 29	at Bradley	35-12
Nov. 3	at Catawba	41-7
Nov. 12	Washington	35-12
Nov. 19	Evansville	28-7
Nov. 24	at Southern Miss	21-26
Coach: Frank Camp		
Captain: George Bertram		

1950 — Won 3, Lost 6, Tied 1

Date	Opponent	Score
Sept. 23	St. Francis (Pa.)	34-14
Sept. 30	Buffalo	48-19
Oct. 7	at Cincinnati	20-28
Oct. 14	at Houston	7-27
Oct. 21	at Xavier	13-36
Oct. 28	Duquesne	20-27
Nov. 4	at Washington	28-7
Nov. 10	at Miami (Fla.)	13-13
Nov. 18	Washington & Lee	28-33
Nov. 25	at Southern Miss	28-34
Coach: Frank Camp		
Captain: Tom Lucia		

1951 — Won 5, Lost 4

Date	Opponent	Score
Sept. 29	at Wayne State	28-12
Oct. 5	Boston University	7-39
Oct. 13	at Cincinnati	0-38
Oct. 19	Xavier	6-47
Oct. 27	at St. Bonaventure	21-22
Nov. 2	NC State	26-2
Nov. 10	Houston	35-28
Nov. 17	Wash. & Lee	14-7
Nov. 23	Southern Miss	14-13
Coach: Frank Camp		
Captain: Charles Asher		

1952 — Won 3, Lost 5

Date	Opponent	Score
Sept. 27	Wayne State	19-12
Oct. 4	at Florida State	41-14
Oct. 11	Dayton	0-20
Oct. 18	at Xavier	13-27
Oct. 31	at Chattanooga	14-47
Nov. 8	at Memphis	25-29
Nov. 15	Eastern Kentucky	34-20
Nov. 22	at Southern Miss	26-55
Coach: Frank Camp		
Captain: Otto Knop		

1953 — Won 1, Lost 7

Date	Opponent	Score
Sept. 19	at Murray State	19-14
Oct. 3	at Florida State	0-59
Oct. 10	Xavier	13-19
Oct. 17	at Dayton	13-20
Oct. 24	at Tennessee	6-59
Oct. 30	at Chattanooga	6-44
Nov. 7	Cincinnati	0-41
Nov. 14	Eastern Kentucky	13-20
Coach: Frank Camp		
Captain: Jim Hollowell		

1954 — Won 3, Lost 6

Date	Opponent	Score
Sept. 18	Murray State	13-33
Sept. 24	at Wayne State	0-13
Oct. 2	Florida State	6-47
Oct. 9	at Dayton	7-27
Oct. 16	Evansville	26-6
Oct. 23	Centre	27-6
Oct. 30	at Western Kentucky	7-25
Nov. 6	Morehead State	24-0
Nov. 13	at Eastern Kentucky	6-20
Coach: Frank Camp		
Captain: Johnny Units		

1955 — Won 7, Lost 2

Date	Opponent	Score
Sept. 17	at Murray State	14-33
Sept. 24	at Xavier	20-49
Oct. 1	Wayne State	72-0
Oct. 8	Dayton	19-7
Oct. 15	at Evansville	29-7
Oct. 29	Western Kentucky	20-0
Nov. 5	Morehead State	37-12
Nov. 12	at Eastern Kentucky	45-13
Nov. 19	Toledo	33-13
Coach: Frank Camp		
Captain: Jim Wolf and Maurice Wolford		

1956 — Won 6, Lost 3

Date	Opponent	Score
Sept. 22	at Toledo	27-12
Sept. 29	Kent State	0-7
Oct. 6	Evansville	41-13
Oct. 13	Murray State	7-6
Oct. 20	at Morehead St.	19-7
Oct. 27	at Ohio	25-19
Nov. 3	Dayton	6-7
Nov. 10	Xavier	14-34
Nov. 17	Eastern Kentucky	14-6
Coach: Frank Camp		
Captain: John Noon		

1957 — Won 9, Lost 1

Date	Opponent	Score
Sept. 21	at Evansville	33-7
Sept. 27	at Eastern Kentucky	40-14
Oct. 5	Toledo	48-20
Oct. 12	at Murray State	35-0
Oct. 19	Dayton	33-19
Oct. 26	Central Michigan	40-0
Nov. 9	at Kent State	7-13
Nov. 16	Ohio	40-7
Nov. 22	Morehead State	40-6
Sun Bowl (El Paso, Texas)		
Jan. 1	vs. Drake	34-20
Coach: Frank Camp		
Captain: Gil Sturtzel		

1958 — Won 4, Lost 4

Date	Opponent	Score
Sept. 27	Eastern Kentucky	20-7
Oct. 4	at Toledo	7-13
Oct. 11	Murray State	27-0
Oct. 18	at Dayton	13-26
Oct. 25	at Central Michigan	40-7
Nov. 8	Kent State	21-0
Nov. 15	at Ohio	6-23
Nov. 22	North Texas St.	10-21
Coach: Frank Camp		
Captain: Ed Young		

1959 — Won 6, Lost 4

Date	Opponent	Score
Sept. 15	Western Kentucky	19-0
Sept. 19	at Xavier	13-28
Sept. 25	at Eastern Kentucky	14-7
Oct. 3	at Bradley	28-8
Oct. 10	at Murray State	28-0
Oct. 17	Dayton	32-6
Oct. 31	Marshall	48-6
Nov. 7	at North Texas St.	7-39
Nov. 14	Ohio	15-22
Nov. 21	at Kent State	14-16
Coach: Frank Camp		
Captains: Ken Porco, Howard Turley		

1960 — Won 7, Lost 2

Date	Opponent	Score
Sept. 17	at Tennessee Tech	7-21
Sept. 23	Eastern Kentucky	28-7
Sept. 30	Bradley	40-6
Oct. 7	Murray State	12-6
Oct. 15	at Dayton	36-0
Oct. 21	Western Kentucky	44-0
Oct. 29	at Marshall	7-0
Nov. 5	Xavier	0-29
Nov. 11	Kent State	22-8
Coach: Frank Camp		
Captain: Ron Petty		

1961 — Won 6, Lost 3

Date	Opponent	Score
Coach: Frank Camp		
Captain: John Finn		
Date	Opponent	Score
Sept. 16	Tennessee Tech	29-13
Sept. 22	at Eastern Kentucky	33-6
Sept. 30	Marshall	32-6
Oct. 7	Memphis State	13-28
Oct. 14	Dayton	6-7
Oct. 21	Western Kentucky	20-0
Nov. 4	at Xavier	8-16
Nov. 11	at Kent State	19-15
Nov. 18	at North Texas St.	20-0

1962 — Won 6, Lost 4

Date	Opponent	Score
Sept. 15	at Wichita State	21-20
Sept. 22	Western Michigan	27-21
Sept. 29	at Marshall	18-0
Oct. 6	at Memphis St.	0-49
Oct. 13	at Dayton	21-0
Oct. 20	at Tulsa	7-25
Nov. 3	Xavier	12-13
Nov. 10	Kent State	29-8
Nov. 17	North Texas St.	14-10
Nov. 24	Houston	25-27
Coach: Frank Camp		
Captain: John Giles		

1963 — Won 3, Lost 7 (1-3 MVC)

Date	Opponent	Score
Sept. 28	at North Texas St.*	6-26
Oct. 5	Southern Illinois	7-13
Oct. 12	Dayton*	13-12
Oct. 19	Wichita State*	14-47
Oct. 26	Marshall	27-14
Nov. 2	Memphis State	0-25
Nov. 9	at Kent State	7-26
Nov. 16	at Western Michigan	21-7
Dec. 7	at Tulsa*	16-22
Dec. 14	at Houston	7-21
Coach: Frank Camp		
Captain: Ken Kortas		

1964 — Won 1, Lost 9 (1-3 MVC)

Date	Opponent	Score
Sept. 19	Western Michigan	7-10
Sept. 26	at Southern Illinois	6-7
Oct. 3	N. Texas S.*	0-22
Oct. 10	at Dayton*	21-7
Oct. 17	Tulsa*	0-58
Oct. 24	at Marshall	6-28
Oct. 31	Kent State	7-14
Nov. 7	at Wichita St.*	15-23
Nov. 14	at Memphis St.	0-34
Nov. 21	Drake	8-14
Coach: Frank Camp		
Captain: Tom LaFramboise		

1965 — Won 6, Lost 4 (3-1 MVC)

Date	Opponent	Score
Sept. 18	at W. Michigan	13-17



Sept. 25	Southern Illinois	13-0
Oct. 2	at N. Texas St.*	29-21
Oct. 9	Dayton*	34-0
Oct. 16	East Carolina	20-34
Oct. 23	Marshall	23-7
Oct. 30	Wichita State*	30-10
Nov. 6	at Tulsa*	18-51
Nov. 13	at Drake	32-17
Nov. 20	at Kent State	6-7
Coach: Frank Camp		
Captain: Doug Buffone		

1966 — Won 6, Lost 4 (1-3 MVC)

Date	Opponent	Score
Sept. 24	at Southern Illinois	16-7
Oct. 1	N. Texas St.*	19-20
Oct. 8	at Dayton	17-20
Oct. 15	Drake	66-26
Oct. 22	at Marshall	35-15
Oct. 29	at Wichita State*	2-9
Nov. 5	Kent State	23-20
Nov. 12	at Cincinnati*	3-17
Nov. 19	Tulsa*	29-18
Nov. 26	East Carolina	21-7
Coach: Frank Camp		
Captain: Benny Russell		

1967 — Won 5, Lost 5 (2-2 MVC)

Date	Opponent	Score
Sept. 16	at Drake	46-7
Sept. 23	Southern Illinois	26-0
Sept. 30	at N. Texas St.*	28-30
Oct. 7	Dayton*	29-7
Oct. 14	at East Carolina	13-18
Oct. 21	Marshall	43-7
Oct. 28	Wichita State*	24-17
Nov. 4	at Kent State	21-28
Nov. 11	Cincinnati	7-13
Dec. 2	at Tulsa*	23-35
Coach: Frank Camp		
Captain: Ed Harmon		

1968 — Won 5, Lost 5 (2-3 MVC)

Date	Opponent	Score
Sept. 21	at Southern Illinois	33-10
Oct. 5	at Dayton	14-28
Oct. 12	Tulsa*	16-7
Oct. 19	at Marshall	13-10
Oct. 26	at Wichita State*	21-14
Nov. 2	Kent State	23-9
Nov. 9	at Cincinnati*	7-37
Nov. 16	N. Texas St.*	14-36
Nov. 23	Drake	37-38
Nov. 30	Memphis State*	14-44
Coach: Frank Camp		
Captains: Pete Compise, Medford Lee		

1969 — Won 5, Lost 4, T-1 (2-3 MVC)

Date	Opponent	Score
Sept. 13	at Drake	24-24
Sept. 20	Southern Illinois	17-13
Oct. 4	Dayton	24-17
Oct. 18	Marshall	34-17
Oct. 25	at N. Texas St.*	13-31
Nov. 1	at Kent State	6-35
Nov. 8	Cincinnati*	21-31
Nov. 15	Wichita State*	13-7
Nov. 22	at Memphis St.*	19-69
Nov. 27	at Tulsa*	35-29
Coach: Lee Corso		
Captains: Mike Detenber, Greg Karem		

1970 — Won 8, Lost 3, T-1 (4-0 MVC) MVC Champions

Date	Opponent	Score
Sept. 12	at Florida State	7-9
Sept. 19	at Southern Illinois	28-31

Sept. 26	N. Texas St.*	13-2
Oct. 3	at Dayton	11-28
Oct. 10	Tulsa*	14-8
Oct. 17	at Marshall	16-14
Oct. 31	Kent State	14-13
Nov. 7	Memphis State*	40-27
Nov. 14	at Cincinnati	28-14
Nov. 21	Drake	23-14
Nov. 28	at Wichita St.*	34-24
Pasadena Bowl (Pasadena, Calif.)		
Dec. 19	vs. Long Beach St.	24-24
Coach: Lee Corso		
Captain: Cookie Brinkman		

1971 — Won 6, Lost 3, T-1 (2-1 MVC)

Date	Opponent	Score
Sept. 18	at Vanderbilt	0-0
Sept. 25	at Drake	7-10
Oct. 2	Dayton	41-13
Oct. 9	at Memphis State*	26-20
Oct. 16	at N. Texas St.*	17-20
Oct. 23	Wichita St.	21-5
Oct. 30	Tampa	21-10
Nov. 6	at Tulsa*	17-0
Nov. 13	Southern Illinois	24-14
Nov. 27	Cincinnati	16-19
Coach: Lee Corso		
Captain: Amos Martin		

1972 — Won 9, Lost 1 (4-1 MVC)

MVC Champions		
Date	Opponent	Score
Sept. 16	Kent State	34-0
Sept. 30	at Dayton	28-11
Oct. 7	at Tampa	17-14
Oct. 14	N. Texas St.*	56-6
Oct. 21	at Wichita St.*	46-3
Oct. 28	at Cincinnati	38-13
Nov. 4	Tulsa*	26-28
Nov. 11	at Southern Illinois	20-16
Nov. 18	Memphis State*	17-0
Nov. 25	Drake*	27-0
Coach: Lee Corso		
Captain: Tom Martin		

1973 — Won 5, Lost 6 (3-3 MVC)

Date	Opponent	Score
Sept. 8	at Memphis St.*	21-28
Sept. 15	at Kent St.	3-10
Sept. 22	at Drake*	27-17
Oct. 6	Wichita St.*	24-10
Oct. 13	N. Texas St.*	6-7
Oct. 20	Mississippi State	7-18
Oct. 27	Cincinnati	10-8
Nov. 3	at Tulsa*	9-17
Nov. 10	Dayton	9-10
Nov. 17	Furman	35-14
Nov. 24	at W. Texas St.*	21-9
Coach: T.W. Alley		
Captain: Joe Lee Phillips		

1974 — Won 4, Lost 7 (3-2 MVC)

Date	Opponent	Score
Sept. 7	Memphis State	10-16
Sept. 14	at Auburn	3-16
Sept. 28	at Cincinnati	6-7
Oct. 5	at Wichita St.*	14-7
Oct. 12	at N. Texas St.*	24-10
Oct. 19	Drake*	35-38
Oct. 26	at Mississippi St.	7-56
Nov. 2	Tulsa*	7-37
Nov. 9	Dayton	20-15
Nov. 23	Vanderbilt	0-44
Nov. 30	W. Texas St.*	10-8
Coach: T.W. Alley		

Captains: Steve Jewell, Cardell Parker

1975 — Won 2, Lost 9

Date	Opponent	Score
Sept. 13	Western Kentucky	17-21
Sept. 20	at Drake	7-31
Sept. 27	Cincinnati	27-46
Oct. 4	at Wichita St.	10-13
Oct. 11	Chattanooga	6-3
Oct. 18	at Memphis St.	7-41
Oct. 25	Mississippi St.*	14-28
Nov. 1	at Tulsa	14-38
Nov. 8	Dayton	13-32
Nov. 15	at NE Louisiana	10-14
Nov. 22	at W. Texas St.	23-49
Coach: Vince Gibson		
Captain: Bob Riser		

1976 — Won 5, Lost 6

Date	Opponent	Score
Sept. 18	at Mississippi St.*	21-30
Sept. 25	Drake	37-24
Oct. 2	Wichita State	28-14
Oct. 9	at Pittsburgh	6-27
Oct. 16	Northeast Louisiana	36-8
Oct. 23	at Alabama	3-24
Oct. 30	Tulsa	10-20
Nov. 6	at Rutgers	0-34
Nov. 13	Memphis State	14-26
Nov. 20	Boston University	16-7
Nov. 27	at Cincinnati	6-20
Coach: Vince Gibson		
Captain: Norman Heard		
*Won by Forfeit		

1977 — Won 7, Lost 4, Tied 1

Date	Opponent	Score
Sept. 10	Northern Illinois	38-0
Sept. 17	Cincinnati	17-17
Sept. 24	William & Mary	7-21
Oct. 1	at Memphis St.	14-13
Oct. 8	Tulsa	33-0
Oct. 15	at Dayton	10-14
Oct. 22	at Alabama	6-55
Oct. 29	at Marshall	56-0
Nov. 5	Wichita St.	51-21
Nov. 12	Drake	18-13
Nov. 20	Indiana St.	27-16
Independence Bowl (Shreveport, La.)		
Dec. 17	vs. La. Tech	14-24
Coach: Vince Gibson		
Captain: Tom Abood		

1978 — Won 7, Lost 4

Date	Opponent	Score
Sept. 9	South Dakota St.	54-7
Sept. 16	Maryland	17-24
Sept. 23	at Cincinnati	28-14
Sept. 30	Indiana St.	31-12
Oct. 7	at Tulsa	7-24
Oct. 14	NW Louisiana	51-7
Oct. 21	Boston University	35-7
Oct. 28	William & Mary	33-21
Nov. 4	at Wichita St.	38-20
Nov. 11	Memphis St.	22-29
Nov. 18	at Southern Miss	3-37
Coach: Vince Gibson		
Captains: Ron Heinrich, Billy Perrin, Nathan Poole, Ricky Skiles		

1979 — Won 4, Lost 6, Tied 1

Date	Opponent	Score
Sept. 8	Virginia Tech	14-15
Sept. 15	at Miami (Fla.)	12-24
Sept. 22	Cincinnati	22-19
Sept. 29	at Drake	31-21
Oct. 6	Florida St.	0-27

Oct. 13	Tulsa	24-7
Oct. 20	at Indiana St.	34-10
Nov. 3	Southern Miss	10-10
Nov. 10	at Memphis St.	6-10
Nov. 17	at Maryland	7-28
Nov. 25	Rutgers	7-31

Coach: Vince Gibson
Co-Captains: Stu Stram, Otis Wilson, Randy Butler and Zarko Ellis

1980 — Won 5, Lost 6

Date	Opponent	Score
Sept. 6	Miami (Fla.)	10-24
Sept. 13	at Florida St.	0-52
Sept. 20	Murray St.	9-13
Sept. 27	at Kansas	17-9
Oct. 11	Memphis St.	38-14
Oct. 18	Indiana St.	27-17
Oct. 25	at Florida	0-13
Nov. 1	Temple	12-17
Nov. 8	at Pittsburgh	23-41
Nov. 15	Cincinnati	20-0
Nov. 22	at Southern Miss	6-3
Coach: Bob Weber		
Captains: Eddie Johnson, Dan Dihtzeruk, Joe Jacoby, Jamie Perrin		

1981 — Won 5, Lost 6

Date	Opponent	Score
Sept. 5	at Florida State	0-17
Sept. 12	Toledo	31-6
Sept. 19	Long Beach St.	35-13
Sept. 26	at Missouri	3-34
Oct. 3	Marshall	36-0
Oct. 10	at Memphis St.	14-7
Oct. 17	Tennessee St.	30-42
Oct. 24	at Oklahoma St.	11-19
Nov. 7	NE Louisiana	7-40
Nov. 14	at Cincinnati	0-24
Nov. 21	#9 Southern Miss	13-10
Coach: Bob Weber		

1982 — Won 5, Lost 6

Date	Opponent	Score
Sept. 4	Western Kentucky	20-10
Sept. 11	at Cincinnati	16-38
Sept. 25	Oklahoma St.	28-22
Oct. 2	Miami (Fla.)	6-28
Oct. 9	Temple	14-55
Oct. 16	Richmond	35-0
Oct. 23	at Southern Miss	0-48
Oct. 30	at Pittsburgh	14-63
Nov. 6	Indiana St.	35-23
Nov. 13	at #9 Florida State	14-49
Nov. 20	at Memphis St.	38-19
Coach: Bob Weber		
Captains: Mike Nuzzolese, Frank Minni-field, Anthony Williams		

1983 — Won 3, Lost 8

Date	Opponent	Score
Sept. 3	at #19 SMU	6-24
Sept. 10	Western Kentucky	41-22
Sept. 17	Army	31-7
Sept. 24	Cincinnati	31-23
Oct. 1	at Virginia Tech	0-31
Oct. 8	at Miami (Fla.)	14-42
Oct. 15	Pittsburgh	10-55
Oct. 20	at Florida St.	7-51
Nov. 5	Southern Miss	3-27
Nov. 12	at Temple	3-24
Nov. 24	Memphis St.	7-45
Coach: Bob Weber		
Captains: Dean May, Tom Andrews, Mike Trainor		

1984 — Won 2, Lost 9



Date	Opponent	Score
Sept. 1	Murray State	23-26
Sept. 8	at West Virginia	6-30
Sept. 15	SMU	7-41
Sept. 29	at Houston	30-28
Oct. 6	Western Kentucky	45-17
Oct. 13	Indiana St.	21-44
Oct. 20	at Rutgers	21-38
Oct. 27	at Cincinnati	21-40
Nov. 3	Miami (Fla.)	23-38
Nov. 10	Tennessee St.	15-24
Nov. 17	at Southern Miss	25-34

Coach: Bob Weber

1985 — Won 2, Lost 9

Date	Opponent	Score
Sept. 7	at West Virginia	13-52
Sept. 14	at Indiana	28-41
Sept. 21	Western Kentucky	23-14
Sept. 28	Houston	27-49
Oct. 5	at Syracuse	0-48
Oct. 12	Southern Miss	12-42
Oct. 19	Cincinnati	9-31
Oct. 26	at #15 Miami (Fla.)	7-45
Nov. 2	Central Florida	42-21
Nov. 9	at Virginia Tech	17-41
Nov. 23	Eastern Kentucky	21-45

Coach: Howard Schnellenberger

1986 — Won 3, Lost 8

Date	Opponent	Score
Sept. 6	at Illinois	0-23
Sept. 13	at Indiana	0-21
Sept. 20	Western Kentucky	45-6
Sept. 27	Memphis St.	34-8
Oct. 4	at Cincinnati	17-24
Oct. 18	at Boston College	7-41
Oct. 25	Florida State	18-54
Nov. 1	Rutgers	0-41
Nov. 8	at Tulane	23-12
Nov. 15	West Virginia	19-42
Nov. 22	at Southern Miss	16-31

Coach: Howard Schnellenberger

1987 — Won 3, Lost 7, Tied 1

Date	Opponent	Score
Sept. 5	Tulane	42-40
Sept. 12	Cincinnati	0-25
Sept. 19	at Purdue	22-22
Sept. 26	Murray St.	34-10
Oct. 3	Southern Miss	6-65
Oct. 10	Marshall	31-34
Oct. 17	at Florida St.	9-32
Oct. 24	Akron	31-10
Oct. 31	at Tulsa	22-26
Nov. 7	at Tennessee	10-41
Nov. 14	at Memphis St.	8-43

Coach: Howard Schnellenberger

1988 — Won 8, Lost 3

Date	Opponent	Score
Sept. 3	at Maryland	16-27
Sept. 10	Wyoming	9-44
Sept. 17	Memphis State	29-18
Sept. 24	at North Carolina	38-34
Oct. 1	at Southern Miss	23-30
Oct. 8	Tulsa	9-3
Oct. 15	Virginia	30-28
Oct. 22	at Tulane	38-35
Oct. 29	at Cincinnati	21-6
Nov. 5	Virginia Tech	13-3
Nov. 12	Western Kentucky	35-17

Coach: Howard Schnellenberger

1989 — Won 6, Lost 5

Date	Opponent	Score
Sept. 2	at Wyoming	28-21

Sept. 9	at Kansas	33-28
Sept. 23	West Virginia	21-30
Sept. 30	Cincinnati	37-17
Oct. 14	Southern Miss	10-16
Oct. 21	at Tulsa	24-31
Oct. 28	at Virginia	15-16
Nov. 4	Western Kentucky	55-7
Nov. 11	at Memphis St.	40-10
Nov. 18	at Boston College	36-22
Dec. 2	Syracuse (Tokyo)	13-24

Coach: Howard Schnellenberger

1990 — Won 10, Lost 1, Tied 1

Date	Opponent	Score
Sept. 1	at San Jose State	10-10
Sept. 8	Murray State	68-0
Sept. 15	Kansas	28-16
Sept. 22	at West Virginia	9-7
Sept. 29	at Southern Miss	13-25
Oct. 6	Tulsa	38-14
Oct. 13	Memphis St.	19-17
Oct. 20	at Pittsburgh	27-20
Oct. 27	Western Kentucky	41-7
Nov. 3	at Cincinnati	41-6
Nov. 10	Boston College	17-10
Fiesta Bowl (Phoenix, Ariz.)		
Jan. 1	vs. #25 Alabama	34-7

Coach: Howard Schnellenberger

1991 — Won 2, Lost 9

Date	Opponent	Score
Aug. 8	Eastern Kentucky	24-14
Sept. 5	#11 Tennessee	11-28
Sept. 14	at #19 Ohio State	15-23
Sept. 28	Southern Miss	28-14
Oct. 5	Cincinnati	7-30
Oct. 12	at Boston College	3-33
Oct. 19	Army	12-37
Oct. 26	at Virginia Tech	13-41
Nov. 2	#1 Florida State	15-40
Nov. 9	at Memphis St.	7-35
Nov. 16	at Tulsa	0-40

Coach: Howard Schnellenberger

1992 — Won 5, Lost 6

Date	Opponent	Score
Sept. 5	at #17 Ohio State	19-20
Sept. 12	Memphis State	16-15
Sept. 19	at Arizona State	0-19
Sept. 26	Wyoming	24-26
Oct. 3	Syracuse	9-15
Oct. 10	Virginia Tech	21-17
Oct. 17	Tulsa	32-27
Oct. 24	at #20 Florida State	17-31
Oct. 31	at Cincinnati	27-17
Nov. 7	at Texas A&M	18-40
Nov. 14	at Pittsburgh	31-16

Coach: Howard Schnellenberger
Captains: Jeff Brohm, Andy Cullley

1993 — Won 9, Lost 3

Date	Opponent	Score
Sept. 4	San Jose State	31-24
Sept. 11	at Memphis St.	54-28
Sept. 18	#23 Arizona State	35-17
Sept. 25	Texas	41-10
Oct. 2	at Pittsburgh	29-7
Oct. 9	at #24 West Virginia	34-36
Oct. 16	Southern Miss	35-27
Oct. 23	Navy	28-0
Nov. 6	at #7 Tennessee	10-45
Nov. 13	at #11 Texas A&M	7-42
Nov. 25	at Tulsa	28-0
Liberty Bowl (Memphis, Tenn.)		
Dec. 28	vs. Michigan St.	18-7

Coach: Howard Schnellenberger
Captains: Jeff Brohm, Tom Cavallo, Aaron Bailey

1994 — Won 6, Lost 5

Date	Opponent	Score
Sept. 3	at Kentucky	14-20
Sept. 10	at Texas	16-30
Sept. 17	at Arizona State	25-22
Oct. 1	Pittsburgh	33-29
Oct. 8	#18 NC State	35-14
Oct. 15	at Army	29-30
Oct. 22	at Navy	35-14
Oct. 29	Memphis	10-6
Nov. 3	Boston College	14-35
Nov. 12	Texas A&M	10-26
Nov. 26	Tulsa	34-27

Coach: Howard Schnellenberger
Captains: Marty Lowe, Terry Quinn, Brandon Brookfield

1995 — Won 7, Lost 4

Date	Opponent	Score
Sept. 2	at Kentucky	13-10
Sept. 9	at Northern Illinois	34-21
Sept. 16	Michigan State	7-30
Sept. 21	North Carolina	10-17
Sept. 30	at Memphis	17-7
Oct. 7	at Southern Miss	21-25
Oct. 14	at Wyoming	20-27
Oct. 28	Maryland	31-0
Nov. 4	Tulane	34-14
Nov. 11	NE Louisiana	39-0
Nov. 18	North Texas	57-14

Coach: Ron Cooper
Captains: Alan Campos, Marty Lowe, Tyrus McCloud, Roman Oben

1996 — Won 5, Lost 6 (2-3 CUSA)

Date	Opponent	Score
Aug. 31	at Kentucky	38-14
Sept. 7	at #15 Penn State	7-24
Sept. 14	Baylor	13-14
Sept. 21	at Michigan St.	30-20
Sept. 28	Southern Miss*	7-24
Oct. 12	at Tulane*	23-20
Oct. 19	Northern Illinois	27-3
Oct. 26	Cincinnati*	7-10
Nov. 2	Memphis*	13-10
Nov. 9	at North Carolina	10-28
Nov. 16	at Houston*	7-38

Coach: Ron Cooper
Co-Captains: Jason Payne, Tyrus McCloud, Sam Madison and Rico Clark

1997 — Won 1, Lost 10 (0-6 CUSA)

Date	Opponent	Score
Aug. 30	at Kentucky	24-28
Sept. 6	Utah	21-27
Sept. 13	Illinois	26-14
Sept. 20	#1 Penn State	21-57
Sept. 27	at Oklahoma	14-35
Oct. 4	at Southern Miss*	24-42
Oct. 11	Tulane*	33-64
Oct. 25	Houston*	22-36
Nov. 1	East Carolina*	31-45
Nov. 8	at Cincinnati*	9-28
Nov. 15	at Memphis*	20-21

Coach: Ron Cooper
Captains: Terry Rice-Lockett, Miguel Montano, Kendrick Gholston, Graig Hoffman, Ryan Wade

1998 — Won 7, Lost 5 (4-2 CUSA)

Date	Opponent	Score
Sept. 5	Kentucky	34-68
Sept. 12	at Utah	22-45
Sept. 19	at Illinois	35-9
Sept. 26	Boston College	52-28
Oct. 3	Cincinnati*	62-19

Oct. 10	at Southern Miss*	21-56
Oct. 17	at Tulane*	22-28
Oct. 24	Memphis*	35-32
Oct. 31	Western Kentucky	63-34
Nov. 14	at East Carolina*	63-45
Nov. 21	Army*	35-23
Motor City Bowl (Pontiac, Mich.)		
Dec. 23	vs. Marshall	29-48

Coach: John L. Smith
Co-Captains: Rick Nord, Chris Redman, Courtney Dinkins and Mike Gantous

1999 — Won 7, Lost 5 (4-2 CUSA)

Date	Opponent	Score
Sept. 4	at Kentucky	56-28
Sept. 11	Chattanooga	58-30
Sept. 18	Illinois	36-41
Sept. 25	Oklahoma	21-42
Oct. 2	Eastern Michigan	45-10
Oct. 7	at Army* (OT)	52-59
Oct. 16	at Memphis*	32-31
Oct. 23	Houston*	39-33
Oct. 30	UAB*	23-14
Nov. 6	at Cincinnati*	23-13
Nov. 20	#20 Southern Miss*	27-30
Humanitarian Bowl (Boise, Idaho)		
Dec. 30	vs. Boise State	31-34

Coach: John L. Smith
Captains: Chris Redman, Rashad Harris, Anthony Byrd, Mike Gantous

2000 — Won 9, Lost 3 (6-1 CUSA)

Date	Opponent	Score
Sept. 2	Kentucky (OT)	40-34
Sept. 9	Grambling	52-0
Sept. 23	at #2 Florida St.	0-32
Sept. 30	Connecticut	41-22
Oct. 7	at UAB*	38-17
Oct. 14	Cincinnati*	38-24
Oct. 19	East Carolina*	25-28
Oct. 28	Tulane*	35-32
Nov. 4	at #11 Southern Miss*	49-28
Nov. 11	Army*	38-17
Nov. 18	at Houston*	32-13
Liberty Bowl (Memphis, Tenn.)		
Dec. 29	vs. Colorado State	17-22

Coach: John L. Smith
Captains: Donovan Arp, Arnold Jackson, Rashad Harris, Jason Padgett

2001 — Won 11, Lost 2 (6-1 CUSA)

Date	Opponent	Score
Aug. 23	New Mexico St.	45-24
Sept. 1	at Kentucky	36-10
Sept. 8	Western Carolina	31-7
Sept. 22	at Illinois	10-34
Sept. 29	Memphis*	38-21
Oct. 4	Colorado State	7-2
Oct. 16	Southern Miss*	24-14
Oct. 27	at Cincinnati*	28-13
Nov. 3	at Tulane*	52-7
Nov. 10	Houston*	34-10
Nov. 15	at East Carolina*	39-34
Nov. 23	at TCU*	22-37
Liberty Bowl (Memphis, Tenn.)		
Dec. 31	vs. #19 BYU	28-10

Coach: John L. Smith
Captains: Deion Branch, Michael Brown, Anthony Floyd, Dave Ragone

2002 — Won 7, Lost 6 (5-2 CUSA)

Date	Opponent	Score
Sept. 1	Kentucky	17-22
Sept. 7	at Duke	40-3
Sept. 14	at Colorado St.	33-36



Sept. 21	at Army*	45-14
Sept. 26	#4 Florida St. (OT)	26-20
Oct. 8	at Memphis*	38-32
Oct. 19	TCU*	31-45
Oct. 26	East Carolina*	44-20
Nov. 7	Cincinnati*	14-24
Nov. 14	at S. Miss* (OT)	20-17
Nov. 23	UAB*	41-21
Nov. 30	at Houston*	10-27
GMAC Bowl (Mobile, Ala.)		
Dec. 18	vs. Marshall	15-38
Coach: John L. Smith		

2003 — Won 9, Lost 4 (5-3 CUSA)

Date	Opponent	Score
Aug. 31	at Kentucky	40-24
Sept. 13	at Syracuse	30-20
Sept. 20	UTEP	42-14
Sept. 27	Temple	21-12
Oct. 4	at USF* (2OT)	28-31
Oct. 11	Army*	34-10
Oct. 17	Tulane*	47-28
Oct. 25	at East Carolina*	36-20
Nov. 5	at #14 TCU*	28-31
Nov. 15	Memphis*	7-37
Nov. 22	Houston*	66-45
Nov. 28	at Cincinnati*	43-40
GMAC Bowl (Mobile, Ala.)		
Dec. 18	vs. #14 Miami (Ohio)	28-49
Coach: Bobby Petrino		
Captains: Rod Day, Dan Koons, Ronnie Ghent, Josh Minkins, Robert McCune		

2004 — Won 11, Lost 1 (8-0 CUSA)

Conference USA Champions

Date	Opponent	Score
Sept. 4	Kentucky	28-0
Sept. 10	at Army*	52-21
Sept. 24	at North Carolina	34-0
Oct. 2	East Carolina*	59-7
Oct. 14	at #3 Miami	38-41
Oct. 22	USF*	41-9
Nov. 4	at Memphis*	56-49
Nov. 10	TCU*	55-7
Nov. 20	at Houston*	65-27
Nov. 27	Cincinnati*	70-7
Dec. 4	at Tulane*	55-7
Liberty Bowl (Memphis, Tenn.)		
Dec. 31	#10 Boise State	44-40
Coach: Bobby Petrino		
Captains: Stefan LeFors, JR. Russell, Kerry Rhodes, Robert McCune		

2005 — Won 9, Lost 3 (5-2 BE)

Date	Opponent	Score
Sept. 4	at Kentucky	31-24
Sept. 17	Oregon State	63-27
Sept. 24	at USF*	14-45
Oct. 1	Florida Atlantic	61-10
Oct. 8	North Carolina	69-14
Oct. 15	at W. Virginia* (3OT)	44-46
Oct. 22	at Cincinnati*	46-22
Nov. 3	Pittsburgh*	41-22
Nov. 11	Rutgers*	55-5
Nov. 26	Syracuse*	41-17
Dec. 3	at Connecticut*	30-20
Gator Bowl (Jacksonville, Fla.)		
Jan. 2	#12 Virginia Tech	24-35
Coach: Bobby Petrino		
Captains: Elvis Dumervil, Brandon Johnson, Montavious Stanley, Travis Leffew, Jason Spitz, Joshua Tinch		

2006 — Won 12, Lost 1 (6-1 BE)

BIG EAST Champions

Date	Opponent	Score
Sept. 3	Kentucky	58-29
Sept. 9	at Temple	62-0
Sept. 16	#15 Miami	31-7
Sept. 23	at Kansas State	24-6
Oct. 6	vs. Middle Tennessee	44-17
Oct. 14	Cincinnati*	23-17
Oct. 21	at Syracuse*	23-12
Nov. 2	#3 West Virginia*	44-34
Nov. 9	at #12 Rutgers*	25-28
Nov. 18	USF*	31-8
Nov. 25	at Pittsburgh*	48-24
Dec. 2	Connecticut*	48-17
Orange Bowl (Miami, Fla.)		
Jan. 2	#12 Wake Forest	24-13
Coach: Bobby Petrino		
Captains: Brian Brohm, Michael Bush, Kurt Quarterman, Amobi Okoye, William Gay, Nate Harris		

2007 — Won 6, Lost 6 (3-4 BE)

Date	Opponent	Score
Aug. 30	Murray State	73-10
Sept. 9	M. Tennessee	58-42
Sept. 15	at Kentucky	34-40
Sept. 22	Syracuse*	35-38
Sept. 29	at NC State	29-10
Oct. 5	Utah	35-44
Oct. 13	at #15/#17 Cincinnati	28-24
Oct. 19	at Connecticut*	17-21
Oct. 27	Pittsburgh*	24-17
Nov. 8	at #7 West Virginia*	31-38
Nov. 17	at USF*	17-55
Nov. 29	Rutgers*	41-38
Coach: Steve Kragthorpe		
Captains: Game Captains		

2008 — Won 5, Lost 7 (1-6 BE)

Date	Opponent	Score
Aug. 31	Kentucky	2-27
Sept. 6	Tennessee Tech	51-10
Sept. 17	Kansas State	39-28
Sept. 26	Connecticut*	21-26
Oct. 10	at Memphis	35-28
Oct. 18	Middle Tennessee	42-23
Oct. 25	#14 USF*	24-20
Nov. 1	at Syracuse*	21-28
Nov. 8	at Pittsburgh*	7-41
Nov. 14	Cincinnati*	20-28
Nov. 22	West Virginia*	21-35
Dec. 4	at Rutgers*	14-63
Coach: Steve Kragthorpe		
Captains: Earl Heyman, Eric Wood		

2009 — Won 4, Lost 8 (1-6 BE)

Date	Opponent	Score
9/5	Indiana State	30-10
9/19	at Kentucky	27-31
9/26	at Utah	14-30
10/2	Pittsburgh*	10-35
10/10	Southern Missi	25-23
10/17	at Connecticut*	25-38
10/24	at #5/#6 Cincinnati*	10-41
10/31	Arkansas State	21-13
11/7	at West Virginia*	9-17
11/14	Syracuse*	10-9
11/21	at South Florida*	22-34
11/27	Rutgers*	14-34
Coach: Steve Kragthorpe		
Captains: Jon Dempsey, Scott Long, Joe Tronzo		

Louisville in the Final Polls

Year	AP	Coaches
2006	6th	7th
2005	19th	20th
2004	7th	8th
2001	17th	16th
1993	22nd	23rd
1990	12th	14th
1972	16th	--

2007

Week	AP	Coaches
Preseason	10	11
9/4	8	8
9/11	9	9
9/17	18	19

2006

Week	AP	Coaches
Preseason	13th	13th
Sept. 4	13th	12th
Sept. 11	12th	12th
Sept. 18	8th	9th
Sept. 25	8th	8th
Oct. 2	8th	8th
Oct. 9	7th	7th
Oct. 16	6th	6th
Oct. 23	6th	6th
Oct. 30	5th	5th
Nov. 5	3rd	4th
Nov. 12	10th	12th
Nov. 19	8th	11th
Nov. 26	6th	7th
Dec. 3	5th	6th

2005

Preseason	12th	14th
Sept. 6	12th	12th
Sept. 12	11th	10th
Sept. 18	9th	8th
Sept. 25	24th	22nd
Oct. 2	23rd	22nd
Oct. 9	19th	19th
Oct. 16	RV	RV
Oct. 23	RV	RV
Oct. 30	24th	25th
Nov. 6	23rd	23rd
Nov. 13	18th	18th
Nov. 20	17th	18th
Nov. 27	16th	17th
Dec. 4	15th	16th

Honed Jerseys




77 Bruce Armstrong - A four-year letterwinner for the Cardinals from 1983-86... became one of the most dominating and intimidating offensive linemen in the history of the school... began his career at U of L as a tight end, Armstrong recorded 33 receptions in his first two seasons at U of L... moved to offensive tackle where he anchored the Cardinals line for the next two seasons... did not allow a sack over his final 18 games as a collegian... appeared in the 1986 Senior Bowl and was named U of L's most outstanding lineman following his senior season... was drafted with the 23rd pick of the first round by the New England Patriots in 1987 to begin an association that continued for 15 seasons.

11 Jeff Brohm - Another in a long line of great Cardinal quarterbacks... played for the Cardinals from 1990-93... threw for 5,451 yards and 38 touchdowns in his career, which still stands in the top 10 all-time... named the MVP of the 1993 Liberty Bowl... threw for a career-high 2,626 yards and 20 touchdowns as a senior in 1993... voted the team MVP in 1992 and 1993... played seven years in the National Football League... started his career with San Diego in 1994... also played for NFL teams in Tampa Bay, Cleveland and Denver.

34 Ray Buchanan

- En-deared himself to all Louisville fans as "Big Play" Ray... made the switch from wide receiver to defensive back... two-time collegiate All-American and NFL Pro Bowl selection... jumped on the scene as a sophomore in 1990, piling up 59 tackles and three interceptions in helping the Cardinals to the 1990 Sunkist Fiesta Bowl (including a key field goal block against Memphis to preserve the bowl bid)... made his



mark on the national stage as the Defensive MVP of the Fiesta Bowl with five tackles, a fumble recovery and a recovery of a blocked punt in the end zone as Louisville drilled Alabama 34-7... named a Playboy All-American as he compiled 108 tackles and set a then-school record for interceptions with eight... was drafted in the third round by the Indianapolis Colts... traded to the Atlanta Falcons, where he played in Super Bowl XXXIII.

55 Doug Buffone - Standout on both sides of the football during his career with the Cardinals, playing offensive center and linebacker from 1962-65... remains the Cardinals' No. 3 all-time tackler with 479, just nine stops behind the program's all-time leader Mark Sander ('87-90)... one of only four players to lead U of L in tackles for three consecutive seasons... selected by the Chicago Bears in the fourth round of the 1966 NFL Draft and the eighth round of the AFL by the San Diego Chargers... went on to play 15 seasons at linebacker for the Bears, retiring in 1980 as the all-time leader in games played for the legendary organization.

42 Ernie Green

- Rushed for more than 1,500 yards in his career as a Louisville Cardinal... led U of L in rushing during two of his four seasons and was a versatile player out of the backfield catching passes... also excelled on the baseball diamond spurning contract offers to remain on the gridiron... was selected in the 14th round of the 1962 NFL Draft by the reigning world champion Green Bay Packers... sold to the Cleveland Browns where he would make a name for himself as one of the league's top fullbacks... saw limited action as a rookie in 1962... entered the Cleveland backfield alongside the legendary Jim Brown... earned a pair of Pro Bowl appearances following the 1966 and 1967 season and was also a member of the Browns' World Championship team in 1964... gained 3,204 yards in his six-year NFL career.

50 Tom Jackson - Spent three seasons as a linebacker for the Cardinals leading the team in tackles all three campaigns... earned All-Missouri Valley Conference Player of the Year honors in 1970 and 1972... native of Cleveland, Ohio... played all three seasons under the watchful eye of the colorful Lee Corso as the Cards posted a 23-7-2

mark in Jackson's three seasons as an active player... was selected in the fourth round of the 1973 NFL Draft by the Denver Broncos... played 14 seasons in the NFL... would wear the Orange and Blue playing in 191 games overall and starting 179... voted into the Broncos' Ring of Fame in 1992... earned three trips to the Pro Bowl and was twice named first-team All-Pro... was recognized by his teammates a franchise record six times as Denver's most inspirational player prior to his retirement in 1986... retired fifth on the Broncos' all-time sacks list with 44 and was tied for the franchise lead in interceptions by a linebacker with 20.

75 Joe Jacoby - Three-year letter winner as an offensive tackle... was a prep All-American in both football and basketball from Louisville Western High School... helped Nathan Poole become one of just 11 Cardinals to rush for over 1,000 yards with 1,394 yards... became a team captain as a senior... was snubbed in the NFL draft before signing a free agent contract with the NFL's Washington Redskins... was a founding member of the famous "Hogs" offensive line which is considered among the best front fives in football history... helped lead the Redskins to Super Bowl appearances in 1983, 1984, 1988 and 1992, three of which produced an NFL championship... most memorable moment was being the lead blocker on Redskins running back John Riggins famous touchdown run which iced Washington's Super Bowl XVII victory over the Miami Dolphins in 1983... was a Pro Bowl selection for four consecutive years (1983-1986).

26 Lenny Lyles - A trailblazer in the integration of the Louisville Cardinals football program... was an outstanding player on both sides of the football from 1954-57... four-year starter for the Cardinals and totaled 2,786 yards on the ground... scored a school-record 42 touchdowns in his storied career including 18 in 1957 to set a single season record which stood for more than 40 years... school's second all-time scoring leader with 300 points in his storied career... known as the "Fastest Man in Football" in '57... became the first Cardinal to surpass the 1,000-yard mark in a single season... his 1,207 yards not only earned him Little All-America acclaim but led all of college football in 1957... selected in the first round of the '58 NFL Draft by the Baltimore Colts, where he teamed with Johnny Unitas... returned to the Colts in '61 and played his final eight season in Baltimore... had the honor of playing in the 1958 NFL Championship Game which ended in sudden-death with the Colts defeating the New York Giants, 23-17.


56 Otto Knop - A four-year letterwinner at linebacker and center from 1949-1952... earned honorable mention Associated Press Little All-America honors as a sophomore and United Press International All-America his junior year... was U of L team captain and a Collier's Little All-America first team selection... was inducted into the U of L Athletic Hall of Fame in 1979 in its second induction class, and was inducted into the Kentucky Athletic Hall of Fame in 1994... most memorable highlight was a fumble recovery that led to the tying touch-



down in a stunning 13-13 deadlock at heavily favored Miami (FL) in 1950... lettered in football, basketball, swimming and track at local St. Xavier High School... played on the Boling Air Force Base gridiron team in 1954 and 1955, captaining the '55 national service championship team.

13 Sam Madison - Four-time letterwinner with the Cardinals from 1993-96... remembered as one of the top defensive backs in the school's history... ne of the top athletes ever to play at U of L... ranks second all-time in school history with 16 career picks... also led U of L with 44 career pass breakups, record that has stood since 1996... best season was in 1995 when Madison led the Cardinals with seven interceptions and earned third team All-America accolades... was tabbed as one of the top 15 players in the county and was tabbed a preseason Playboy All-American in 1996... was a key performer for the Cardinals as Louisville went 9-3 and defeated Michigan State in the Liberty Bowl... second-round draft pick of the Miami Dolphins.

1 Frank Minnifield - Four-time letterwinner with the Cardinals from 1979-82... excelled as a defensive back and kick returner... walked on at U of L... quickly received the scholarship recruiters failed to give him coming out of Lexington's Henry Clay High... completed his collegiate career as one of the Cards' three captains for the 1982 campaign... intercepted seven passes including a career-best three during his sophomore campaign of 1980... led U of L in kickoff returns in 1981 with a 30.4 yard average and topped the Cards in punt returns with a 15-yard average... began his professional career as a member of the Chicago Blitz in the United States Football League... signed as a free agent by the Cleveland Browns... went on to a nine-year career with the franchise before his retirement in 1992... made four consecutive Pro Bowl appearances from 1987-90 and was a three-time all-NFL choice by AP.



72 Roman Oben - One of the best offensive linemen in the history of the school... played for the Cardinals from 1992-95 and one of the decorated offensive linemen in school history... was a first team All-American in 1994 by the Gannett News and was also voted Sportsworld All-American in 1994... didn't allow a sack during the 1994 season... lettered in 1994... earned bachelor's degree


in economics from Louisville and master's degree in public administration from Fairleigh Dickinson University in May 2001... was a third round pick by the New York Giants in the 1995 draft...also played two seasons for the Cleveland Browns and Tampa Bay Buccaneers... begins his fourth season with San Diego... has played in 139 career games.

7 Chris Redman - Closed his career as the NCAA all-time leader in passes attempted and completed ...was one of just three Division I-A signalcallers to throw for more than 12,000 yards in a career... Parade National High School Player of the Year at nearby Male High... finished his Cardinal career completing 1,031 of 1,679 passes for 12,541 yards and 84 touchdowns... first-team All-Conference USA selection and the league's Offensive Player of the Year in 1999... also added the Johnny Unitas Golden Arm Award to his mantle... junior campaign of 1998 re-wrote the U of L and C-USA record books...passed for 4,042 yards and 29 scores despite playing in just 10 regular season games... his 44-of-56, 592-yard afternoon against East Carolina was the nation's top single game passing performance in 1998...was the first Cardinal QB to lead his team to back-to-back bowl appearances.

1 Howard Stevens - One of the best running backs in the history of the school... despite playing just two seasons, Stevens ranks fourth in school history with 2,723 yards and recorded 25 touchdowns (which places him sixth all-time)... also stands four all-time with 509 career rushing attempts... holds the school record for rushing yards in a season with 1,429 yards in 1971...finished fourth in the nation in rushing also ran for 1,259 yards and 12 touchdowns in 1972...guided the Cardinals to a Missouri Valley Conference Championship in 1972... was drafted in the 16th round by the New Orleans Saints in the 1973 NFL Draft.

99 Ted Washington - One of the dominating defensive players in the history of the school... played for the Cardinals from 1987-90... recorded 298 tackles and 14 sacks during his career... earned Honorable Mention All-America and All-Metro Conference accolades in 1988 after recording a career-high 88 tackles... finished fifth on the team in tackles as a freshman... was drafted by the San Francisco 49ers as the 25th pick in the first round... went on to enjoy a 17-year career in the NFL/

50 Otis Wilson - Three-time letterman for the Cardinals...fierce competitor and sure-handed tackler... dominating defender and one of the school's all-time leading tacklers... Co-captain of the 1979 team... referred to by head coach Vince



Gibson as one of the best players he ever coached... finished his career as the school's second all-time leading tackler with 484 tackles... recorded 175 stops in 1977, which is the third-best total in school history... named the Defensive Most Valuable Player in the 1977 Independence Bowl... first team All-American selection in 1979... registered 152 stops in 1979 and 157 during the 1978 campaign... was a first round pick of the Chicago Bears, the sixth player in school history to garner first round status in the NFL Draft... played eight years for the Bears from 1980-87, including a 1986 World Championship.



10 Dwayne Woodruff - A three-time letterman for the Cardinals... opened his career as a reserve running back and wide receiver from New Richmond, Ohio but was moved to the secondary by then-head coach Vince Gibson following his sophomore campaign... collected 161 tackles while intercepting three passes and recovering three fumbles... accounted for 97 total tackles in 1977 as the Cardinals advanced to the Independence Bowl... was selected by the Pittsburgh Steelers in the sixth round of the 1979 National Football League Draft... spent 11 of the next 12 seasons as a member of the Steelers earning a victory in Super Bowl XIV as a rookie for the Steeler dynasty... his 37 career interceptions still ranks fifth all-time in the Steel Curtain record books while his three interception returns for touchdowns is the third-most in Pittsburgh history... was named the team's most valuable player following the 1992... topped the team with five interceptions... led the Steelers in picks during five different campaigns - 1982, 1985, 1987, 1988 and 1989.

16 Johnny Unitas (Retired) - Five games into Johnny Unitas' freshman season (Unitas was allowed to play as a freshman because U of L didn't belong to the NCAA), head coach Frank Camp knew he had something unique. Tossed in against St. Bonaventure when U of L was trailing 19-0, Unitas completed 11 consecutive passes, three for TDs, in a steady rain and helped put the Cards in front 21-19.

But the Cards couldn't stop St. Bonaventure from kicking a last-ditch field goal and U of L lost 22-21.

Despite the loss, nothing could detract from Unitas' astonishing performance.

With Unitas leading the way, U of L went on to win its next four games, including a 35-28 victory over Houston. Louisville was a 19-point underdog against the Cougars.

One of the greatest plays of Unitas' career took place in that game when the Cardinals were leading 28-21 and had the ball on their own eight-yard line in the fourth quarter.


After two unsuccessful running plays, Unitas dropped back into his own end-zone, sidestepped two defenders and threw a pass to Babe Ray who scored a 92-yard TD.

In the next day's Louisville Courier-Journal, reporter Jimmy Brown wrote: "If Coach Frank Camp is smart, he'll take Unitas, enclose him in a cellophane bag and put him away with the Cardinals' uniforms for safekeeping over the winter.

In his sophomore season, Unitas completed 77 of his 154 passes and threw 12 TDs. U of L went 3-8 that year. At Florida State, Unitas had one of his best games, completing 17 of 22 passes in a 41-14 victory. U of L, though, almost fumbled away Johnny Unitas after his sophomore season. After an administrative hassle which saw 15 players dismissed from school, leaving the Cardinal roster empty, Unitas thought about leaving and transferring to Indiana.

But Unitas decided against leaving the Cardinals when he was reminded that Indiana shunned him earlier in his career.

Unitas now holds just a few records at U of



#16 Johnny Unitas

L, most of them eclipsed by quarterbacks John Madeya, Ed Rubbert, Browning Nagle, Jeff Brohm, Marty Lowe, Chris Redman, Dave Ragone and Stefan LeFors. Unitas finished his career completing 247 of 502 passes for 2,912 yards and 27 touchdowns.

The rest of Unitas' story is well documented. He left Louisville when he was the ninth-round pick by the Pittsburgh Steelers in 1955 and was cut by them in a numbers game. The Steelers had four quarterbacks; they only needed three. Unitas was the odd man out.

Unitas took a job with a Pittsburgh tiling company following the cut and then he latched on with the Bloomfield Rams, a semi-pro team. He made six dollars a game. But Unitas didn't linger long in the

bush league. The Colts got wind of him and invited him for a tryout. He made the team—signing for \$7,000—and the Steelers made history for one of the biggest blunders of all time. Unitas was inducted into the NFL Hall of Fame in 1979 and his record 47-consecutive game touchdown passes is a record compared to Joe DiMaggio's 56-game hitting streak.

Sid Luckman once said: "Johnny Unitas is the greatest quarterback ever to play the game—better than me, better than Sammy Baugh, better than