

# College Men's 400m Hurdles Championship

Event 86Friday 9:00 AM
























## Records





















NR Florida 47.56 2005 Kerron Clement

PR St. Augustine's 49.02 1995 Ryan Hayden

FF San Diego State 48.55 1976 Quentin Wheeler

## Final on Time

PL	ID	Athlete	School/Affiliation	Mark	Sec
1	2	Johnny Dutch	 <a href="#">South Carolina</a>	50.09	2
2	5	Leford Green	 <a href="#">Johnson C. Smith</a>	50.29	2
3	6	Brent LaRue	 <a href="#">Wake Forest</a>	50.93	2
4	65	Mario Briscoe	 <a href="#">East Carolina</a>	51.80	1
5	22	John Hewitt	 <a href="#">Tennessee</a>	51.90	3
6	8	Ramon Cooper	 <a href="#">UTech</a>	52.03	2
7	20	Trey Charles	 <a href="#">Morgan State</a>	52.11	3
8	14	Eric Lund	 <a href="#">Nebraska</a>	52.15	2
9	25	Clint Renfro	 <a href="#">TCU</a>	52.41	3
10	50	Jermaine Lowery	 <a href="#">Pittsburgh</a>	52.91	4
11	34	Kori Meshaw	 <a href="#">Kutztown</a>	52.93	4
12	17	Johan Welter	 <a href="#">UMES</a>	53.01	2
13	39	Stefan Goodridge	 <a href="#">Villanova</a>	53.20	5
14	23	Jordan Pitts	 <a href="#">TCU</a>	53.24	3
15	57	Nicoy Hines	 <a href="#">Villanova</a>	53.44	2
16	37	Demetrius Rooks	 <a href="#">Richard Stockton</a>	53.70	4
17	61	Darryl Cloud	 <a href="#">Houston</a>	53.72	1
18	55	Jordan Frazier	 <a href="#">Louisville</a>	53.75	3
19	62	Peter Rowell	 <a href="#">Albany</a>	54.03	1
20	63	Jerome Lowery	 <a href="#">Pittsburgh</a>	54.21	1
21	40	Brad McFadden	 <a href="#">Temple</a>	54.43	5
22	33	Jeremy Sinclair	 <a href="#">Penn</a>	54.46	5
23	26	Carl Smith	 <a href="#">Seton Hall</a>	54.63	3

24	45	Michael Brown	 <a href="#">Penn</a>	54.70	5
25	71	Shane Wagner	 <a href="#">Albany</a>	54.71	1
26	27	Eric Tyler	 <a href="#">Long Island</a>	54.73	4
27	67	Alan Nimblette	 <a href="#">Albany</a>	54.73	1
28	38	James Thurn	 <a href="#">LSU</a>	54.78	4
29	29	Jibri Victorian	 <a href="#">Coppin State</a>	54.87	4
30	32	Andrew Pennington	 <a href="#">Arkansas</a>	54.94	4
31	28	Tom Zozokos	 <a href="#">Princeton</a>	55.28	4
32	44	Travis Southard	 <a href="#">Arkansas</a>	55.35	5
33	56	Audbrey Edwards	 <a href="#">Coppin State</a>	55.47	3
34	69	Ryan Hindes	 <a href="#">Indiana</a>	55.62	1
35	58	Sergio Rios	 <a href="#">Texas A&amp;M Kingsville</a>	55.62	2
36	66	Jacob Librizzi	 <a href="#">Penn State</a>	55.67	1
37	12	Cory Beebe	 <a href="#">Salisbury</a>	55.76	2
38	47	Alonzo Williams	 <a href="#">Bowie State</a>	55.78	5
39	19	Chris Rutherford	 <a href="#">Monmouth</a>	56.11	3
40	51	David Hanss	 <a href="#">Vermont</a>	56.29	4
41	24	Anthony Burris	 <a href="#">UConn</a>	56.44	3
42	60	Jonathan Kowal	 <a href="#">Penn State</a>	56.89	1
43	46	Anthony Kiser	 <a href="#">Bowie State</a>	58.70	5

## Section 1

PL	Athlete	Mark	ID
1	Mario Briscoe	51.80	65
2	Darryl Cloud	53.72	61
3	Peter Rowell	54.03	62
4	Jerome Lowery	54.21	63
5	Shane Wagner	54.71	71
6	Alan Nimblette	54.73	67
7	Ryan Hindes	55.62	69
8	Jacob Librizzi	55.67	66
9	Jonathan Kowal	56.89	60

## Section 2

PL	Athlete	Mark	ID
1	Johnny Dutch	50.09	2
2	Leford Green	50.29	5
3	Brent LaRue	50.93	6
4	Ramon Cooper	52.03	8

5	Eric Lund	52.15	14
6	Johan Welter	53.01	17
7	Nicoy Hines	53.44	57
8	Sergio Rios	55.62	58
9	Cory Beebe	55.76	12

Section 3

PL	Athlete	Mark	ID
1	John Hewitt	51.90	22
2	Trey Charles	52.11	20
3	Clint Renfro	52.41	25
4	Jordan Pitts	53.24	23
5	Jordan Frazier	53.75	55
6	Carl Smith	54.63	26
7	Audbrey Edwards	55.47	56
8	Chris Rutherford	56.11	19
9	Anthony Burris	56.44	24

Section 4

PL	Athlete	Mark	ID
1	Jermaine Lowery	52.91	50
2	Kori Meshaw	52.93	34
3	Demetrius Rooks	53.70	37
4	Eric Tyler	54.73	27
5	James Thurn	54.78	38
6	Jibri Victorian	54.87	29
7	Andrew Pennington	54.94	32
8	Tom Zozokos	55.28	28
9	David Hanss	56.29	51

Section 5

PL	Athlete	Mark	ID
1	Stefan Goodridge	53.20	39
2	Brad McFadden	54.43	40
3	Jeremy Sinclair	54.46	33
4	Michael Brown	54.70	45
5	Travis Southard	55.35	44
6	Alonzo Williams	55.78	47
7	Anthony Kiser	58.70	46

Quotes

Q:What were the conditions like this morning?

A:It's not the best quality of weather to run in, especially with it being only 9 AM. It's kinda chilly and really windy out here.

Q:What do you think about running in an event like the Penn Relay? Have you been here before?

A:Yeah I was here last year. Its a really good prestigious event. We have USA vs. The World so there are some of the best. We've got Jamaica coming to run against the USA and you've got some of the best relay teams in the city and then you have some of the best colleges that come here and meet. So it's a really good track and field meet.

Q:What did you think about your competition today?

A:I try not to focus too much on anybody else and just focus on my race plan. I'm just trying to execute what I practice.

Q:How do you prepare for an event like this?

A:First of all, I'm just trying to get some sleep. I wake up early in the

morning everyday to get adjusted. Really it's just typical practice. It's hard to transition from South Carolina hot weather to Philly cold weather.

## High School Boys' 4x800 Small Schools

Event 87Friday 9:20 AM

Twelve fastest teams from Events #87-#90 qualify for Championship Final, Event #253 (Saturday, 4:10 pm).

### Results

PL	School/Affiliation	Mark	Athletes	ID
1	<a href="#">Lawrenceville School</a> (Lawrenceville, NJ)	7:52.88	Bobby Doll (1:58.0), Chris Chuckran (2:03.2), Nehemiah Paramore (1:54.7), Robbie Harwood (1:57.0)	AD
2	<a href="#">Bayport-Blue Point</a> (Bayport, NY)	7:54.57	Zach Flood (2:00.4), Mark Castilletti (1:56.0), Mario Buscemi (1:59.6), Dan Denis (1:59.6)	AC
3	<a href="#">Penncrest</a> (Media, PA)	7:56.79	Craig Cassey (1:58.6), James Ryan Bushey (2:00.0), Michael Tres Moore (1:55.1), Ali Dastagirzada (2:03.1)	AF
4	<a href="#">Delsea Regional</a> (Franklinville, NJ)	8:00.92	Steve Butenewicz, Avery Schofield, Brady Deckert, Nick DiTomasso	AK
5	<a href="#">Rahway</a> (Rahway, NJ)	8:03.09	Curtis Johnson, Bryan Pyrus, Luke Harper, Jeremy Antivo	AQ
6	<a href="#">Hershey</a> (Hershey, PA)	8:03.52	Trevor Kelley , Kevin DeWillie, Marcus Derricotte, Mato Bekelja	AM
7	<a href="#">Indian Hills</a> (Oakland, NJ)	8:04.34	John Prizzi, Corey Crawford, Nick Ward, Mark Filandro (1:57.2)	AH
8	<a href="#">Holmwood Tech</a> (Manchester, JAM)	8:05.64	Andre Housey (1:58.9), Kevin White (1:58.0), Jenard Grant, Nasieve Denton	AA
9	<a href="#">Campion</a> (Kingston 6, JAM)	8:05.79	Joel Beaufort, Davian Russell, Fabian Montique, Rouaj Shirley	AL
10	<a href="#">Somers</a> (Lincolndale, NY)	8:10.86	Frank Licursi, Albert Tunas, Scott Friedman, Isaac Shelby	AO
11	<a href="#">Bellefield Comprehensive</a> (Mandeville, JAM)	8:11.59	Kemoy Campbell (1:56.9), Selvin Facey (1:56.3), Llewelyn Woodburn, Martin Kennedy	AE
12	<a href="#">Holy Ghost Prep</a> (Bensalem, PA)	8:11.67	Ryan Horgan, Sean Dooling, Michael Spielberger, Kevin Panepresso	AP
13	<a href="#">Iona Prep</a> (New Rochelle, NY)	8:11.79	Tyrae Woodson-Samuels, Nick Athana, Shane Tierney, Ayo Bajulaiye	AI

14	<a href="#">Gilman School</a> (Baltimore, MD)	8:11.87	Chris Watson, Peter Merritt, Kevin Broh-Khan, Nick Wolf	AJ
15	<a href="#">Ramsey</a> (Ramsey, NJ)	8:11.96	Chris Eltringham, John Dugan, Kevin Kuruc, Troy Coonrad	AN

17	<a href="#">Regis</a> (New York, NY)	8:22.05	Michael Johnson, Mario Lavelanet, Myles Phillips, Ryan Phillips, William Weinlandt	BI
----	--------------------------------------	---------	--	----

## High School Boys' 4x800 Small Schools

Event 88Friday 9:30 AM

### Results

PL	School/Affiliation	Mark	Athletes	ID
1	<a href="#">Georgetown Prep</a> (North Bethesda, MD)	7:49.75	Russell Hornsby (1:57.0), Nick Letourneau (1:57.5), Joseph Chapin (2:03.4), Joseph Woiwode (1:51.9)	BA
2	<a href="#">Henderson</a> (West Chester, PA)	7:51.24	Stash Grab (2:05.4), Will Kellar (1:57.6), Achraf Khattabi (1:55.4), Luke Lefebure (1:52.8)	BC
3	<a href="#">Blacksburg</a> (Blacksburg, VA)	7:54.56	Zach Link (2:02.3), Quinn Hull (1:57.1), Matt Howard (1:58.9), George Carter (1:56.3)	BE
4	<a href="#">St. Joseph by the Sea</a> (Staten Island, NY)	7:56.74	Alex Civitano (2:02.0), Adam Civitano (1:58.4), Michael Baio (2:02.7), Daniel Zaccariello (1:53.6)	BB
5	<a href="#">Damascus</a> (Damascus, MD)	7:59.61	DeVante Thomas, Cecil Jonas, Ben Constantinides, Jon Constantinides	BG
6	<a href="#">Rye</a> (Rye, NY)	7:59.81	Matt Kao, Max Robinson, Mason Curtis, Mac Gager	BK
7	<a href="#">Metuchen</a> (Metuchen, NJ)	7:59.92	Stefan Antosiewicz (1:59.9), Derrick Hargwood (1:57.7), Norbert Kuter (1:59.7), Dan Bish (2:01.6)	BO
8	<a href="#">Hopewell Valley</a> (Pennington, NJ)	8:00.47	Nik Hansson, Charlie Yu, Austin Orr, Marty Henderek	BJ
9	<a href="#">Sidwell Friends</a> (Washington, DC)	8:02.05	Matthew Kim, Kyle Wilson, Daniel Perlis, John McGowan	BQ
10	<a href="#">Union Catholic</a> (Scotch Plains, NJ)	8:02.80	Allen Eke, Evan Gingrich, Kevin Mulligan, D.J. Thornton	BF
11	<a href="#">Red Bank Catholic</a> (Red Bank, NJ)	8:03.73	Kyle Clonan, Mike Quinn, Rob Napolitano, Kevin Byrne (1:55.1)	BD
12	<a href="#">Brooklyn Tech</a> (Brooklyn, NY)	8:04.16	Chonn Cadiz, Michael Coogan, Zakariah Malik, Omar Griffin	BH
13	<a href="#">Bradford</a> (Bradford, PA)	8:11.16	Michael White, Matthew White, Cody Coats, Adam Barnes	BM
14	<a href="#">Pascack Valley</a> (Hillsdale, NJ)	8:13.53	Lucas Hall, Max Linden, Mike Kraus, Luke Nowicki	BL
15	<a href="#">Byram Hills</a> (Armonk, NY)	8:16.62	Joe Violone, Jamie Love, Chris Cioffoletti, Marc Violone	BN
16	<a href="#">Milford</a> (Milford, DE)	8:18.71	Patrick Helmick, Taiwan Savage, Erik Gibbs,	BR

## High School Boys' 4x800 Large Schools

Event 89Friday 9:40 AM

### Results

PL	School/Affiliation	Mark	Athletes	ID
1	<a href="#">Abington</a> (Abington, PA)	7:50.99	Tevin Smith (2:00.8), Charles Ross (1:55.1), Eleazar Cardoso (2:01.0), Kyle Moran (1:54.1)	CB
2	<a href="#">Freehold Township</a> (Freehold, NJ)	7:51.26	Rich Fedak, Gregg Tilley, James Faith (1:58.5), Randy Spadola (1:55.9)	CN
3	<a href="#">Walter Johnson</a> (Bethesda, MD)	7:52.32	Sean O'Leary (1:56.9), Josh Ellis (1:58.9), Nick Regan (2:00.0), Martin Dally (1:56.5)	CC
4	<a href="#">Penn Hills</a> (Pittsburgh, PA)	7:53.47	Dorian Rumble (1:56.8), Tyree Squires (1:57.9), Thorn Catlin (1:59.3), Charles Anderson (1:59.4)	CH
5	<a href="#">Kingston College</a> (East Kingston, JAM)	7:54.43	Jowayne Hibbert (1:58.2), Yannick Edwards (2:00.4), Geovanni West (2:00.4), Donahue Williams (1:55.4)	CA
6	<a href="#">Council Rock North</a> (Newtown, PA)	7:54.69	Phil Wahlman, T.J. Ierubino, Armando Salome, Mike Mahoney	CE
7	<a href="#">Morristown</a> (Morristown, NJ)	7:56.04	Hamer Farag (1:55.2), Dan Moritz (2:02.0), Shawn O'Shea (1:58.1), Jeremy Garrell (2:00.7)	CM
8	<a href="#">Monroe-Woodbury</a> (Central Valley, NY)	7:58.24	Nick Terreri, Ryan Brennan, Brandan Arrington, Conor McCormack	CL
9	<a href="#">Central Bucks South</a> (Warrington, PA)	8:00.34	John Ruggerio, Austin Gregor, Tom Denno, Tom Mallon (1:52.5)	CJ
10	<a href="#">DeMatha Catholic</a> (Hyattsville, MD)	8:02.40	Jeff Ajayi, Onyx Johnson, Thomas Gaither, Joseph Justin	CK
11	<a href="#">North Rockland</a> (Thiells, NY)	8:02.88	Alex Andre, Dylan Landry, Nick Hughes, Tim Mendez	CD
12	<a href="#">William E. Grady</a> (Brooklyn, NY)	8:04.11	Tevonne Hemmans (1:56.4), Khorey McDonald, Shevaun Marsh (1:56.3), Mark Dressman	CQ
13	<a href="#">St. Anthony's</a> (South Huntington, NY)	8:05.47	Marc Saracino, Brandon Keany, Patrick Murphy, Payton Hazzard	CI
14	<a href="#">Upper Dublin</a> (Fort Washington, PA)	8:05.82	Ian McGrath, Jarret Felix, Mitchell Silver, Sam Ellison	CO
15	<a href="#">Cardinal</a>	8:16.80	Chris Garrity, Mike	CP

[O'Hara](#) (Springfield, PA)

Bilotta, Nick Beninato,  
Ricky Sheller

Rochelle, NY)

Montalvo, Marry Maher,  
Daquan Oliver

18 [Father Judge](#) (Philadelphia, PA)

8:17.68 Joe Joniec, John Smart,  
Mike Tranchitella, Alek Leszczynski

DR

19 [Loyola Blakefield](#) (Baltimore, MD)

8:35.85 Matt Erford, Pat Finley,  
Mike Fitzpatrick, John Lobo

DO

## High School Boys' 4x800 Large Schools

Event 90Friday 9:50 AM

Long Beach Poly's time is the fastest in the country this year

### Results

PL	School/Affiliation	Mark	Athletes	ID
1	<a href="#">Long Beach Poly</a> (Long Beach, CA)	7:43.00	Myles Andrews (1:55.3), Aaron Harris (1:53.9), Christian Penn (1:57.2), Chris Hall (1:56.6)	CF
2	<a href="#">Warwick Valley</a> (Warwick, NY)	7:46.02	Tim Luthin (1:55.5), Dan Paez (1:55.8), Dan Ramirez (1:56.7), Pierre Armand (1:58.0)	DK
3	<a href="#">Gonzaga</a> (Washington, DC)	7:51.13	Ben Zeiss (2:00.2), Kevin Greene (1:56.1), Will Fleury (1:59.9), William Ledder (1:54.9)	DA
4	<a href="#">La Salle College</a> (Wyndmoor, PA)	7:51.39	Andrew Stone, Chris Muggler, Nick Molloy, Tom O'Kane	DG
5	<a href="#">Shaker</a> (Latham, NY)	7:55.98	Dave Marthy (2:02.4), Ryan Egan (1:56.4), Mike Libruk (2:01.1), Matt Conti (1:56.1)	DB
6	<a href="#">Wissahickon</a> (Ambler, PA)	7:56.41	Hong Cho (1:58.4), Dillon Farrell (1:57.2), Ben Ravetz (1:58.3), Sam Brooks (2:02.5)	DF
7	<a href="#">Old Bridge</a> (Matawan, NJ)	7:57.24	Moheb Thomas (2:00.6), Anthony Branco (1:56.7), Corey O'Neill (2:01.7), Shawn Burke (1:58.2)	DC
8	<a href="#">Mountain View</a> (Stafford, VA)	7:59.52	Nic Wolfe, Trey Thomas, Grant Shoope, Jared Elly	DH
9	<a href="#">Haverford</a> (Havertown, PA)	8:00.69	Woo Kim, Erick White, Jeff Hosan, Ed Donnelly	DN
10	<a href="#">Richard Montgomery</a> (Rockville, MD)	8:00.75	Sam Martin, James McNamara, David Hamilton, Jacob Cantor	DI
11	<a href="#">St. John the Baptist</a> (West Islip, NY)	8:01.76	Joe Micheels, Kyle Grell, Seitu Solomon, Hunter Burrell	DP
12	<a href="#">Central Bucks West</a> (Doylestown, PA)	8:02.64	Matt McGarvey, Connor Manley, Matt Bee, Ben Smith	DD
13	<a href="#">Kellenberg Memorial</a> (Uniondale, NY)	8:04.20	David Bransfield, Michael Cook, Quesnel Senatus, James Agati	DE
14	<a href="#">William Dickinson</a> (Jersey City, NJ)	8:05.61	Tarick Awad, Edwin Young, Emmanuel Nunez, Jose Veras	DJ
15	<a href="#">Glen Mills</a> (Concordville, PA)	8:07.11	Eric Young, Robert Cirino, Andrew Gorski, Michael Cortez-Reed	DQ
16	<a href="#">Rush-Henrietta</a> (Henrietta, NY)	8:12.44	Nick Watson, Colby Burke, Alex Raymond, Nate Kozyra	DM
17	<a href="#">New Rochelle</a> (New	8:15.74	Harrison Quamily, Andres	DL

## PIAA 9th Grade Boys 4x100

Event 91Friday 10:00 AM

### Results

PL	School/Affiliation	Mark	Athletes	ID
1	Penncrest	46.46	Bryan Eichinger, Calvin Simpson, Carlos Sierra, Colin Myers	AE
2	Upper Darby	46.49	Suncarly Winped, Marvie Kabbah, Fabian Beckford, Wellington Zaza	AA
3	Hatboro Horsham	46.61	Chris Ejimonyevgwo, Travis Young, Pat Clark, Andrew McIntyre	AB
4	Downingtown East	47.07		AG
5	Pennridge	47.21		AF
6	North Penn	47.75		AH
7	Chester	47.91		AI
	Norristown	DNF		AD

## PIAA 9th Grade Girls 4x100

Event 92Friday 10:02 AM

### Results

PL	School/Affiliation	Mark	Athletes	ID
1	Upper Darby	53.29	Natasha Reid, Latasha Reid, Monae Smith, Marilyn Saibu	BB
2	Norristown	53.50	Delshirah Culbreath, Je'la Watson, Kiara Smith, Donieta Edwards	BA
3	Coatesville	54.08	La'aniese Thompson, Hadiya Jones, Courtney Smith, Sarah Williamson	BC
4	Hatboro Horsham	56.53	Caira Broaddus, Brittany Mitchell, Grace Nesbitt, Megan Schneider	BD

## PIAA Middle School Boys 4x100

Event 93Friday 10:04 AM

### Results

PL	School/Affiliation	Mark	Athletes	ID
1	Pennwood Pennsbury	47.11	Evan Nemeth, Charles Snorweah, Mitchell August, Demetrius Daltrirus	CB
2	Norristown	47.72	Charles Porter, Isaiah Carter, Andrew Dillon, Khalil Byrd	CF
3	Beverly Hills	47.76	Cyrus Barlee, Gregory White, Abraham Ziah, Lamont Veal	CA
4	Pennridge Central	48.09		CD
5	Arcola	48.65		CE
6	Keith Valley Abington	48.76 DNF		CH CG

## PIAA Middle School Girls 4x100

Event 94Friday 10:06 AM

### Results

PL	School/Affiliation	Mark	Athletes	ID
1	Cedarbrook	51.87	Maya Blake, Schamma Legagneur, Amarri Trueheart, Katelyn Jackson	DB
2	Pennwood DelCo	52.70	Lisa Eddings, Mayanag Mills, Lawen Wright, Christina Holmes	DD
3	Pennridge Central	53.26	Kelsie Collins, Ariana Przybylowski, Sara Damon, Lindsay Sheehan	DC
4	Pennwood Pennsbury	53.35		DG
5	Haverford	53.60		DH
6	Richboro	53.63		DI
7	Upper Merion	53.88		DE
8	Arcola	54.02		DF
9	Keith Valley	57.10		DA

## Camden Diocese Boys 4x100

Event 95Friday 10:08 AM

### Results

PL	School/Affiliation	Mark	Athletes	ID
1	John Paul II	51.06	Eric Fiddler, Ryan Irving, Chris Rehrig, Tyler Pagaduan	EE
2	St. Rose	52.31	Kyle Donnelly, Charlie Reiss, Liam Meagher, Dan Knapp	EF
3	St. Mary	52.68	Nathan Theckston, Colin Ward, Patrick Rafferty, James Burkhardt	EG
4	Resurrection	54.36		EH
5	Bethel Prep	56.01		EC
6	Guardian Angels	56.83		EB
7	Our Lady of Hope	57.17		EA
8	St. Michael	60.90		ED

## Camden Diocese Girls 4x100

Event 96Friday 10:10 AM

### Results

PL	School/Affiliation	Mark	Athletes	ID
1	St. Rose	55.93	Juan Mayo, Juliana May, Madison Brown, Carly Murphy	FE
2	Christ the King	56.14	Carly McMichael, Kristen McShane, Claire Gallagher, Hayley Palacki	FF
3	St. Stephen	57.45	Cecelia Austin, Yazmin Williams, Michaela Heide, Gianna Flacco	FD
4	Guardian Angels	57.77		FG
5	St. Peter	57.81		FH
6	St. Michael	59.30		FC
7	St. Mary	59.80		FB
8	Bethel Prep	63.04		FA

## South Jersey Middle School Boys 4x100

Event 97Friday 10:12 AM

### Results

PL	School/Affiliation	Mark	Athletes	ID
1	Harrington	47.59	Rahlik Wood, Derrick Brown, John Reid, Joel Bartow	GF
2	Winslow	48.36	Brian Seward, Desin Davis, Lakis Wright, Anthony Mitchell	GI
3	West Deptford	48.47	Shi Mumford, Nick Pulli, Isiah Worthy, Gerald Townes	GG
4	Delsea	49.20		GH
5	William Davies	49.27		GE
6	CW Lewis	49.34		GD
7	Phifer	49.93		GC
8	Rosa	51.27		GA
9	Beck	56.73		GB

## South Jersey Middle School Girls 4x100

Event 98Friday 10:14 AM

### Results

PL	School/Affiliation	Mark	Athletes	ID
1	Winslow	50.83	DeAnn Cross, Ameenah Tuten, Cidea Woods, Torie Robinson	HF
2	Phifer	52.72	Tiara McDuffie, Mecca Perry, N'Dea Irvin Choy, Aleah Anderson	HE
3	Rosa	53.45		HD
4	Delsa	53.57		HG
5	Harrington	53.68		HI
6	William Davies	55.02	Cassie Mancella, Devon Goetz, Jessica Lindsay, Aliyah Slocum	HH
7	Beck	57.90		HB

8 Glen Landing 59.41 HA

### Wilmington Diocese Boys 4x100

Event 99Friday 10:16 AM

#### Results

PL	School/Affiliation	Mark	Athletes	ID
1	St. Elizabeth	50.41	Sonny Davies, Giuliano Ferrano, Brennen Simmens, Mark Corrigan	IH
2	St. Edmond Academy	51.04	Jared Lewis, Jack Hagood, Colton Takata, Matthew Agresta	II
3	St. Matthew	51.17	Paul Boudart, Austin Kind, Anthony Pompetti, Kyle Reaume	IG
4	Holy Angels	52.17		IF
5	St. Anthony	53.55		IE
6	St. John the Beloved	53.74		IC
7	Immaculate Heart of Mary	54.44		ID
8	St. Mary Magdalen	57.05		IA
9	Christ the Teacher	59.04		IB

### Wilmington Diocese Girls 4x100

Event 100Friday 10:18 AM

#### Results

PL	School/Affiliation	Mark	Athletes	ID
1	St. Matthew	53.88	Courtney Lester, Kristin Cardamone, Christina Allen-McIntyre, Kateland Fulleron	JF
2	Holy Angels	54.53	Maddie Tullier, Bridget Tullier, Kira Stauffer, Sabrina Hackendorn	JH
3	Immaculate Heart of Mary	54.89	Gillian Sweeny, Madison Love, Lexi Portincasa, Alli Phillips	JE
4	Corpus Christi	55.89		JI
5	Ursuline Academy	56.17		JC
6	St. Peter Cathedral	56.53		JD
7	St. Mary Magdalen	56.94		JG
8	St. John the Beloved	57.12		JB
9	Christ the Teacher	60.37		JA

### Wilmington Diocese Girls 4x100

Event 100Friday 10:18 AM

#### Results

PL	School/Affiliation	Mark	Athletes	ID
1	St. Matthew	53.88	Courtney Lester, Kristin Cardamone, Christina Allen-McIntyre, Kateland Fulleron	JF
2	Holy Angels	54.53	Maddie Tullier, Bridget Tullier, Kira Stauffer, Sabrina Hackendorn	JH

3	Immaculate Heart of Mary	54.89	Gillian Sweeny, Madison Love, Lexi Portincasa, Alli Phillips	JE
4	Corpus Christi	55.89		JI
5	Ursuline Academy	56.17		JC
6	St. Peter Cathedral	56.53		JD
7	St. Mary Magdalen	56.94		JG
8	St. John the Beloved	57.12		JB
9	Christ the Teacher	60.37		JA

### Philadelphia Archdiocese Junior Girls 4x100

Event 102Friday 10:22 AM

#### Results

PL	School/Affiliation	Mark	Athletes	ID
1	Pope John Paul II	56.88	Lindsey Kuhn, Siani Richardson, Peyton Griffin, Sidonie Warnecker	LF
2	Our Lady of Guadalupe	57.51		LI
3	St. Martin dePorres	57.90	Annia Campbell, Taisha Hudson, Brittney Johnson, Shalia Rivers	LE
4	St. Mary Magdalene	57.99		LH
5	Our Lady of Mount Carmel	58.10	Tara Weber, Marybeth Gerdelmann, Ally Swartz, Leah Kendrick	LD
6	St. Ignatius	58.32		LG
7	St. Andrew (Newtown)	60.36		LA
8	St. Pius X	61.14		LB
9	Sacred Heart, Manoa	65.41		LC

### Philadelphia Archdiocese Senior Boys 4x100

Event 103Friday 10:24 AM

#### Results

PL	School/Affiliation	Mark	Athletes	ID
1	St. Patrick (Kennett Square)	47.60	Patrick Timlin, Alex Giarrocco, Andrew Curry, Phillip Claudy	MF
2	St. Andrew (Drexel Hill)	48.73	Eric Jones, Mat Wetzal, Andrew Licci, Jalen Wilkinson	ME
3	Gesu	48.89	Malik Tyndale, Kyree Slocum, Garrison Hines, Tito Cobb	MD
4	St. Mary Magdalene	49.02		MI
5	Corpus Christi	49.03		MH
6	Our Lady of Calvary	49.20		MC
7	Mary, Mother Redeemer	49.56		MA
8	St. Isidore	52.69		MB
9	St. Francis DeSale (Phila.)	58.08	Justin Rivers, Charles Robinson, Devon Curtis, Philip Thompson	MG

## Philadelphia Archdiocese Senior Girls 4x100

Event 104Friday 10:26 AM

### Results

PL	School/Affiliation	Mark	Athletes	ID
1	Nativity BVM	52.03	Alex Patrick, Rachel Tusar, Ally Kirkpatrick, Ciera Sampson Stephanie Palmarina, Kassie	NF
2	Our Lady of Grace	52.74	Ockpord, Megan Connell, Megan Schafer Becky Chomski, Samantha	NE
3	St. John Chrysostom	53.11	Powers, Alexandra Wilson, Jamie Kenny	NG
4	Mary, Mother Redeemer	53.18		NI
5	St. Alphonsus	53.19		NC
6	St. Mary Magdalene	53.27		NH
7	Gesu	53.76		ND
8	St. Francis DeSale (Phila.)	53.87		NB
9	Our Lady of Mount Carmel	54.24		NA

## Philadelphia 7th & 8th Grade Boys 4x100

Event 105Friday 10:28 AM

### Results

PL	School/Affiliation	Mark	Athletes	ID
1	LM Marin	49.04		OH
2	Daroff	49.20	Robert Fisher, Davon Lewis, Terrell Miles, Shimare Morgan	OF
3	James Blaine	49.90		OI
4	Anderson	49.98		OG
5	Duckrey	50.17		OD
6	Penn Alexander	50.72	Hadid Thomas, Jerrard John, Julian Degroot-Lutzner, Daniel Morales	OA
7	Ethan Allen	50.73	Raphelle Madina, Jamie Covinston, Musa Konneh, Steve Colon	OE
8	Birney	52.34		OB

## Philadelphia 7th & 8th Grade Girls 4x100

Event 106Friday 10:30 AM

### Results

PL	School/Affiliation	Mark	Athletes	ID
1	James Blaine	55.86	McHale Mitchell, Kiara Young, Imani Cook, Mecca Lockert	PF
2	Duckrey	56.49	Jamilah Daughtry, A'Briana Burnside-Copper, Dennetta Blow-Tydings, Kayla Henderson	PC
3	Spring Garden	57.59	Destinee Williams, Sharon Brookins, Nikki Milner, Ayanna Warthin	PG

4	Penn Alexander	57.67		PB
5	Thurgood Marshall	57.83		PD
6	AP Fidler	57.95		PH
7	AMY Northwest	59.86		PA
8	Daroff	60.66		PE

## Philadelphia Middle School Boys 4x100

Event 107Friday 10:32 AM

### Results

PL	School/Affiliation	Mark	Athletes	ID
1	Pepper	48.27		QE
2	Grover Washington	50.52	Andrew Allen, Donaldo Benjamine, Germeik Turner, Timothy Ragsdale	QF
3	Wagner	50.59	Gregory Coleman, Tyliek Raynor, Jaquan Mitchell, Ludin Rattiga	QG
4	Wilson	50.78		QB
5	Leeds	52.26		QD
6	West Oak Lane	52.34		QH
7	Clemente	55.75		QC
8	AMY at James Martin	58.00		QA

## Philadelphia Middle School Girls 4x100

Event 108Friday 10:34 AM

NEW PENN RELAYS RECORD. BEST TIME IN US THIS YEAR

### Results

PL	School/Affiliation	Mark	Athletes	ID
1	Pepper	54.21	Jonnice Jardiah, Aliyah Erwin, Nashay Harper, Phylia Brewer	RF
2	MYA for the Humanities	54.78	Kenesha Dennis, Deji Tate, Demitria Gattereau, Jasmine Johnson	RG
3	Grover Washington	55.27	Keyanna Hunt, Lessa Perkins, Ashontae Pitman, Shikera Wilson	RD
4	West Oak Lane	59.09		RH
5	Jenks	59.39		RA
6	Ethan Allen	59.48		RB
7	Leeds	59.57		RI
8	Wagner	60.91		RE

# Philadelphia Area Charter Schools 4x100

Event 109 Friday 10:36 AM

## Results

PL	School/Affiliation	Mark	Athletes	ID
1	The Philadelphia School	50.32	Javi Flores, Samir Taylor, Jaquay Scott, Sam Valerio-Sacks	SE
2	Northwood Academy	51.96	Aaron Garrett, Mario Nazario, Sean Dawley, Savion Parks	SF
3	Richard Allen Prep Charter	52.11	Justin Hamilton, George Jallah, Deandre Anderson, Turrion Johnson	SG
4	New Foundations Charter	53.21		SH
5	Belmon Charter	53.61		SB
6	Maritime Charter	54.56		SC
7	First Philadelphia Charter	DNS		SD

## High School Boys' 4x100 Small Schools (Heats)

Event 110 Friday 10:40 AM

### Records

ER Manchester (Jamaica) 41.13 2009 Hoshane McIndoo, Branson Tomlinson, Franklyn Mitchell, Bruce McLean  
 Open to schools with male enrollment of 524 or fewer. Eight fastest teams from Events #110 and #111 qualify for Championship Final, Event #230 (Saturday, 1:35 pm). Next eight fastest teams from Event #110 qualify for an additional race, Event #231 (Saturday, 1:37 pm).

## Ranked List

PL	School/Affiliation	Mark	Athletes	ID	Heat
1	<a href="#">Camperdown</a> (Kingston 2, JAM)	41.29	Ramone Waite, Bernado Brady, Jeffery Josephs, Chevaughn Smith	BO	4
2	<a href="#">St. Elizabeth Technical</a> (Santa Cruz, JAM)	42.14	Ronell Deer, Jamie Demns, McKoy Simms, Chadic Hines	KG	27
3	<a href="#">Manchester</a> (Manchester, JAM)	42.16		GH	21
4	<a href="#">Potomac</a> (Oxon Hill, MD)	42.30	Sean White, Marcus Hagens, Dondre Echols, Ronald Darby	JG	28
5	<a href="#">Herbert Morrison</a> (Montego Bay, JAM)	42.41	Darral Edwards, Kemoy Graham, Ricardo Leslie, Teivaskie Lewin	HD	18
6	<a href="#">Old Harbour</a> (St. Catherine, JAM)	42.54	Ornelo Thomas, Kemar Bailey-Cole, Ronald Longmore, Jaime Wilson	ID	20
7	<a href="#">Jack Hayward</a> (Freeport, BAH)	42.54	Mario Wilson, Christopher Rolle, Leroy Seymour, Travis Taylor	EM	23

8	<a href="#">Queen's Royal College</a> (Port of Spain, TRI)	42.58	Christian Benjamin, Jamol James, Adriel Prescod, Jonathan Holder	JM	33
9	<a href="#">Bellefield Comprehensive</a> (Mandeville, JAM)	42.63	Llewelyn Woodburn, Roger Blake, Bevin Robinson, Krisneve Palmer	AU	2
10	<a href="#">Moores Island</a> (Hard Bargain, BAH)	42.67	Peron Davis, Elroy McBride, Laron Heild, Trevon Green	HB	23
11	<a href="#">St. Jago</a> (St. Catherine, JAM)	42.69	Jovan Williams, Omari McDonald, Kevoy Campbell, Michael Denton	KH	26
12	<a href="#">El Dorado</a> (El Dorado, TRI)	42.78	Jarriel Thomas, Quinn-Lee Ralph, Brandon Benjamin, Kishon Dempster	CV	7
13	<a href="#">Atholton</a> (Columbia, MD)	42.81	Andrew King, Brandon Hairston, Kenny Thomas, Oladotun Dada	AN	2
14	<a href="#">Delsea Regional</a> (Franklinville, NJ)	43.02	Kyle Webb, Tyler Coulbourn, Dylan Wilton, Sean McPherson	CM	6
15	<a href="#">Ardenne</a> (Kingston 10, JAM)	43.12	Ulato Sam, Dane Steen, Mikhail Williamson, Shavon Thompson	AM	2
16	<a href="#">Munro College</a> (St. Elizabeth, JAM)	43.20	Adam Cummings, Rolando reid, Patrick Campbell, Delando Williams	HI	19
17	<a href="#">Carver VoTech</a> (Baltimore, MD)	43.23	Lovie Millsap, Jawan Parker, Davin Jones, Davon Tildon	BS	5
18	<a href="#">Ellerslie Secondary</a> (Bridgetown, BAR)	43.39	Roderick Best, Raheem Durant, Christopher Davis, Nicholas Deshong	CX	8
19	<a href="#">Gilman School</a> (Baltimore, MD)	43.39	Darius Jennings, John D. Kameen, Taaj Amin, Chirs McMaster	DU	10
20	<a href="#">Pope John XXIII</a> (Sparta, NJ)	43.41	Jon Hilgart, Jamaal Knight, Greg Moore, Dylan Hurley	JD	24
21	<a href="#">Medgar Evers</a> (Brooklyn, NY)	43.46	Adrian Lewis, Brent Jules, Kyle Patrice, Andre Jordan	DB	8
22	<a href="#">West Deptford</a> (Westville, NJ)	43.53	Robbie Fearon, Vaughn Scott, Matthew Curtis, Jimmy Owens	LY	29
23	<a href="#">Haverford School</a> (Haverford, PA)	43.53	A.J. Jones, Wyatt Benson, Taylor	EL	12

			Gregory, Thomas Hopkins						Campbell, Micheal Pryce		
24	<a href="#">Northwest Catholic</a> (West Hartford, CT)	43.55	Alden Jasper, Trenton Jackson, Ryan Siegel, Eric Kennedy	HT	19	41	<a href="#">Randallstown</a> (Randallstown, MD)	44.00	Oye Eyeguokan, Stephen Uzoukwn, Marlon Bowie, Jonathon Coker	JQ	24
25	<a href="#">Cumberland Regional</a> (Seabrook, NJ)	43.59	Denzel Dunns, Marcus Scott, Blain Thomas, Victor Nichols	CI	6	42	<a href="#">St. Anthony's College</a> (Diego Martin, Trinidad, TRI)	44.04	Kerry Benjamin, Kyle Bacchs, Ian Thomas, Cory Woods	KB	33
26	<a href="#">Oakland Mills</a> (Columbia, MD)	43.63	Cecil Diggs, Gage Ealey, Eric Ezenwanne, Terrance Drew	HZ	20	43	<a href="#">Queen's College</a> (St. James, BAR)	44.05	Jerome Stuart, Xavier Jeffrey, Taurean Greenidge, Ken Mason	JL	24
27	<a href="#">Fairmont Heights</a> (Capitol Heights, MD)	43.64	Aquantre Hunter, Charles Harris, Jonathan Parish, Yaw Adjei	DD	8	44	<a href="#">Lakeland</a> (Suffolk, VA)	44.05	Jaquan Demiel, Donovan Wright, Eric Hargrove, Quinton Gilchrist	FR	15
28	<a href="#">Strath Haven</a> (Wallingford, PA)	43.64	Thurman Fortune, Jordan Smith, James Griffin, Bryan Downs	LF	30	45	<a href="#">Springfield MontCo</a> (Erdenheim, PA)	44.05		LD	30
29	<a href="#">Upper Moreland</a> (Willow Grove, PA)	43.65	Jesse Andrews, Matt Worley, Alan Zigler, Keith Parker- Washington	LT	30	46	<a href="#">Forest Park</a> (Baltimore, MD)	44.06		DE	8
30	<a href="#">Long Reach</a> (Columbia, MD)	43.66	Shay Oyewole, Purcell Freeman, Phillip Rhoden, Matt Brown	GD	16	47	<a href="#">Wilmington Charter</a> (Wilmington, DE)	44.10	Jabari West, Brandon Ross, Jarrett Ross, Verun Sridhar	MG	33
31	<a href="#">Ewing</a> (Trenton, NJ)	43.74		DC	8	48	<a href="#">Great Valley</a> (Malvern, PA)	44.12	Charles Showers, Eddie Burgess, Thomas Brown, Steve Lochry	EA	11
32	<a href="#">Good Counsel</a> (Olney, MD)	43.75	Jemell Sessoms, Cortlandt Harris, Mike Jefferson, Sean Sutton	DX	10	49	<a href="#">Clara Barton</a> (Brooklyn, NY)	44.13		AR	2
33	<a href="#">Malvern Prep</a> (Malvern, PA)	43.75	Wallace Spencer, Brian Leonard, Shawn Wilson, Rich D'Ambrosio	GF	22	50	<a href="#">Holy Cross</a> (Flushing, NY)	44.13	John Rose, Kedar Hunter, Andrew Murdock, Dean Marlowe	EY	13
34	<a href="#">Dwight Morrow</a> (Englewood, NJ)	43.76	Andre Williams, Phillip Dowell, John Hernandez, Andrew Sargeant	HE	18	51	<a href="#">Pennsbury</a> (Fairless Hills, PA)	44.17	Adam Lewis, Hakim Freeman, Matt Leader, Eric Williams	IV	22
35	<a href="#">Burlington Township</a> (Burlington, NJ)	43.79		BJ	4	52	<a href="#">Muhlenberg</a> (Laureldale, PA)	44.18	Eric Talford, Darryl Sweeper, Ryan Law, Eric Thomas	HH	18
36	<a href="#">Tatnall</a> (Wilmington, DE)	43.79	Jarett James , Princely Muro, Diamere Nabinett, Ryan Huttman	LM	30	53	<a href="#">Moorestown</a> (Moorestown, NJ)	44.22		HC	18
37	<a href="#">Henry Snyder</a> (Jersey City, NJ)	43.82	Zamir Thomas, Rashawn Taylor, Dwight Andrews, Timoy Malcolm	KX	28	54	<a href="#">Willingboro</a> (Willingboro, NJ)	44.23	Brandon Bennett, Matthew Dash, Rashon Houston, Isaac Williams	MF	32
38	<a href="#">Long Branch</a> (Long Branch, NJ)	43.85	Devron Clark, Karon Hair, Steve Worsley, Miles Shuler Foster	GC	16	55	<a href="#">Lawrenceville School</a> (Lawrenceville, NJ)	44.24	Markhus Lacroix, Nick Diamantoni, Lamar Hayes, Devon Batiz	FW	15
39	<a href="#">St. Benedict's Prep</a> (Newark, NJ)	43.85	Matthew Taylor, Leighton Smith, Walter Jean- Jaques, Martin Otieno	KC	26	56	<a href="#">Pottstown</a> (Pottstown, PA)	44.25	Marc Smith, Malik Brinkley, Tymeke Santos, Cory Baker	JI	25
40	<a href="#">Bridgeport (Jam)</a> (St. Catherine, JAM)	43.98	Okice Davis, Emelio Ferguson, Romano	BF	10	57	<a href="#">McDonogh School</a> (Owings Mills, MD)	44.28	Marquez Fernandez, Justin Cross, Rick Kimbers, Rudy Johnson	GP	16
						58	<a href="#">Girard College</a> (Philadelphia, PA)	44.30		DV	10
						59	<a href="#">Lansdale Catholic</a> (Lansdale, PA)	44.31	Brendan Curtis, Andrew Mandato,	FU	15

			Alex Hetzel, Scott Catalano						Mark Holmes		
60	<a href="#">Westlake</a> (Waldorf, MD)	44.32	Stewart Rose, Julian Blair, Todd Gleeton, Leon Etherly	MC	32	79	<a href="#">Alexis I. duPont</a> (Wilmington, DE)	44.81		CS	8
61	<a href="#">Glasgow</a> (Newark, DE)	44.33				80	<a href="#">Georgetown Prep</a> (North Bethesda, MD)	44.83		DR	12
62	<a href="#">Hasbrouck Heights</a> (Hasbrouck Heights, NJ)	44.35	Kevin Condal, Kevin Harris, Rich Davis, Matt Gallasi	EK	12	81	<a href="#">Schuylkill Valley</a> (Leesport, PA)	44.83	Josh McNeil, Derek Gaul, Jean Joseph, Giuliano Caloiero	KS	27
63	<a href="#">West Catholic</a> (Philadelphia, PA)	44.37				82	<a href="#">Haddon Heights</a> (Haddon Heights, NJ)	44.86	Dominique Irons, Darius Jones, Kenny Lewis, Zach Andrews	EC	11
64	<a href="#">Lakewood</a> (Lakewood, NJ)	44.38	Melvin Vankpana, Bobby Bullock, Daquan Moore, Ahmier Dupree	FS	17	83	<a href="#">Dunbar</a> (Washington, DC)	44.89	DeAngelo Boomer, Jayvon Riddick, Erick Jackson, kyle Bell	CR	7
65	<a href="#">Pottsgrove</a> (Pottstown, PA)	44.39				84	<a href="#">St. Croix Central</a> (St. Croix, ISV)	44.89	Kelvin Thomas, Alexshandro Rodriquez, Taaron Jones, Bradley Hendrickson	KD	26
66	<a href="#">Ocean Township</a> (Oakhurst, NJ)	44.41				85	<a href="#">Episcopal Academy</a> (Newtown Square, PA)	44.96		DA	8
67	<a href="#">Bayard Rustin</a> (West Chester, PA)	44.52	Rondell White, Mark Ricci, Thomas Brooks, Eric Miller	JZ	25	86	<a href="#">Owen J. Roberts</a> (Pottstown, PA)	45.01	Chris Hilliard, Ian Hawkins, Steve Lawless, Dylan Frierson	JV	25
68	<a href="#">William Penn</a> (York, PA)	44.54	Avery Hagans, Kadeem Jackson, Steffante Doby, Devante Lucas	IT	21	87	<a href="#">Nottingham</a> (Hamilton, NJ)	45.01	Robert Wiggs, Robert McFadden, Jermaine Griffith, Ayoub Karama	HX	20
69	<a href="#">Bloomfield</a> (Bloomfield, CT)	44.54	David Campbell, Noroni Strums, Ashia Gondron, Jaquan Prude	BD	3	88	<a href="#">Catonsville</a> (Baltimore, MD)	45.02	Vincent Randlett-Tyding, Julian Jones, Deandre Lane, Harman McCoy	BT	5
70	<a href="#">F. Scott Key</a> (Union Bridge, MD)	44.54				89	<a href="#">Sweet Home</a> (Amherst, NY)	45.02		LJ	30
71	<a href="#">Notre Dame</a> (Lawrenceville, NJ)	44.54	Darius Norman, Marquis McEwen, Julian Gee, Arron Pannell	HW	22	90	<a href="#">Digital Harbor</a> (Baltimore, MD)	45.03		CO	6
72	<a href="#">New Brunswick</a> (New Brunswick, NJ)	44.55	Isaiah F. Simpson, John Simpson, Jalen Long, Samuel William	HL	19	91	<a href="#">Largo</a> (Largo, MD)	45.04		FV	15
73	<a href="#">Patuxent</a> (Lusby, MD)	44.64				92	<a href="#">Wyomissing Area</a> (Wyomissing, PA)	45.04	Brandon Gonzales, Peter Sayde, Matthew Brice, Thomas Taylor	MP	31
74	<a href="#">Holy Ghost Prep</a> (Bensalem, PA)	44.70	Christian Lupica, Joseph Gdovin, Justin Stillwell, Nnamdi Chukwuneny	EZ	13	93	<a href="#">Monsignor Donovan</a> (Toms River, NJ)	45.04		GZ	18
75	<a href="#">Heritage</a> (Newport News, VA)	44.72	Tevon Shufford, Jamar Bateman, Treyvon Stokes, Daniel Battle	EO	12	94	<a href="#">St. Pius X</a> (Pottstown, PA)	45.06		KN	26
76	<a href="#">Woodbury</a> (Woodbury, NJ)	44.74	Darrell Bush, Ted Johnson, Eric Blackwell, Terrence Tolbert	MM	32	95	<a href="#">Henderson</a> (West Chester, PA)	45.08	Matt Woutersz, Couve' LaFate, Myles Jackson, Jim McGonagle	EN	13
77	<a href="#">Charlotte Amalie</a> (Charlotte Amalie, ISV)	44.76	Deandre Rawling, Shaquille Edward, Kyron Correa, Deshaun Hewitt	AC	1	96	<a href="#">Howard Tech</a> (Wilmington, DE)	45.09		FC	13
78	<a href="#">Bishop Ireton</a> (Alexandria, VA)	44.77	Doug Vines, Moses Webb, Sam Ferrara,	AZ	3	97	<a href="#">Buena Regional</a> (Buena, NJ)	45.11		BI	4
						98	<a href="#">North Babylon</a> (North Babylon, NY)	45.11		HP	19
						99	<a href="#">Trumansburg</a> (Trumansburg, NY)	45.13	Austin Ridley, Brennan Edmonds, Andrew Peterson, Greg Addicott	LP	29

100	<a href="#">Woodlands</a> (Hartsdale, NY)	45.14	David Essex, Melward Rattigan, Ian Boozer, Kevin Sainvil	MN	31	124	<a href="#">Byram Hills</a> (Armonk, NY)	45.43	Kevin Thompson, Darius Young	BK	3
101	<a href="#">Lincoln</a> (Philadelphia, PA)	45.14		FY	15	125	<a href="#">Archbishop Carroll</a> (Radnor, PA)	45.43	Julian Franklin, Mike Egbe, Larry Seavey, Brandon Flanagan	AF	1
102	<a href="#">Bristol</a> (Bristol, PA)	45.18	Thomas Bradley, Wendell Phillips, Unique Barnes, Carlos Ruiz	BH	3	126	<a href="#">Abraham Clark</a> (Roselle, NJ)	45.47		CA	5
103	<a href="#">Garfield</a> (Garfield, NJ)	45.18	Brandon Pachech, Franklin Smith- Hinson, Shamil McKinney, Angel Lora	DO	9	127	<a href="#">Archbishop Curley</a> (Baltimore, MD)	45.48		AG	1
104	<a href="#">Tappan Zee</a> (Orangeburg, NY)	45.18	Matty Lynch, Billy Bodner, Raul Madera, Luke Vermandel	LL	29	128	<a href="#">Archbishop Wood</a> (Warminster, PA)	45.49		AK	6
105	<a href="#">Paul Robeson</a> (Brooklyn, NY)	45.20		JX	25	129	<a href="#">Northern Burlington</a> (Columbus, NJ)	45.49		HS	19
106	<a href="#">Western Tech</a> (Baltimore, MD)	45.21		MB	32	130	<a href="#">Deptford</a> (Deptford, NJ)	45.50		CN	7
107	<a href="#">Northwestern</a> (Baltimore, MD)	45.22		HU	19	131	<a href="#">Newark Central</a> (Newark, NJ)	45.53		HN	19
108	<a href="#">St. Stephen's &amp; St. Agnes</a> (Alexandria, VA)	45.23	Jelani Molock, John Green, Travis Jones, Brian Bracey	KP	28	132	<a href="#">Christiana</a> (Newark, DE)	45.55		BX	5
109	<a href="#">Elkton</a> (Elkton, MD)	45.24		CW	8	133	<a href="#">Kennett</a> (Kennett Square, PA)	45.56	Carlos Figueroa, Sean Jones, Ty Rochester, Carlos Figueroa	FM	14
110	<a href="#">Dobbins Area VoTech</a> (Philadelphia, PA)	45.25	Jameel Davis, Isaiah Dixon, Damian Richardson, Aaron Walker	CP	7	134	<a href="#">Paterson Catholic</a> (Paterson, NJ)	45.57		IN	21
111	<a href="#">Central</a> (Capitol Heights, MD)	45.28	Shaquano Brooks, Carlos Carroll, Carlton Smith, Juke Walker	BU	5	135	<a href="#">Averill Park</a> (Averill Park, NY)	45.59		AO	2
112	<a href="#">Langley</a> (McLean, VA)	45.30		FT	28	136	<a href="#">River Dell Regional</a> (Oradell, NJ)	45.59		JT	24
113	<a href="#">Somers</a> (Lincolndale, NY)	45.31	Sam Hettich, Anthony Pierotti, Jake Robatel, Jonathan Groton	KY	27	137	<a href="#">Bishop McDevitt/Wyn</a> (Wyncote, PA)	45.59		BC	3
114	<a href="#">St. Joseph's Ham</a> (Hammonton, NJ)	45.31		KK	27	138	<a href="#">Union Catholic</a> (Scotch Plains, NJ)	45.61		LQ	30
115	<a href="#">Barnegat</a> (Barnegat, NJ)	45.31		AQ	7	139	<a href="#">Holy Cross</a> (Delran, NJ)	45.64		EX	13
116	<a href="#">Manchester Township</a> (Manchester, NJ)	45.33	Timothy Schley, John Reed, Joe Johnson, Geordan Ferguson	GI	17	140	<a href="#">Ramsey</a> (Ramsey, NJ)	45.64	Joe McNally, Joey Farrell, Patrick Johns, Dennis Wilson	JP	23
117	<a href="#">Radnor</a> (Radnor, PA)	45.35		JN	25	141	<a href="#">Highland Regional</a> (Blackwood, NJ)	45.68		ER	13
118	<a href="#">Pearl River</a> (Pearl River, NY)	45.36	Alex Dowie, Anthony Verdicchio, Chris Spadaccini, Hans Lueders	IQ	21	142	<a href="#">Archbishop John Carroll</a> (Washington, DC)	45.68		AH	1
119	<a href="#">Carteret</a> (Carteret, NJ)	45.36		BR	4	143	<a href="#">Mount Pleasant</a> (Wilmington, DE)	45.71		HF	18
120	<a href="#">Cinnaminson</a> (Cinnaminson, NJ)	45.37		BZ	5	144	<a href="#">Liberty</a> (Eldersburg, MD)	45.71		FX	15
121	<a href="#">Lindenwold</a> (Lindenwold, NJ)	45.39		GB	16	145	<a href="#">Phoenixville</a> (Phoenixville, PA)	45.72		IX	22
122	<a href="#">Academy Park</a> (Sharon Hill, PA)	45.39	Justin Brown, James Lewis, Eddie Towah, Demetre Carter	AA	1	146	<a href="#">Metuchen</a> (Metuchen, NJ)	45.72		GV	17
123	<a href="#">McKinley</a> (Washington, DC)	45.42	Grier Starling, Denacco Young	GS	17	147	<a href="#">Pikesville</a> (Baltimore, MD)	45.73		IY	22
						148	<a href="#">Lincoln</a> (Yonkers, NY)	45.79		FZ	15
						149	<a href="#">Penncrest</a> (Media, PA)	45.82		IU	22
						150	<a href="#">Ponagansett</a> (North Scituate, RI)	45.83		JB	23
						151	<a href="#">Hackley School</a> (Tarrytown, NY)	45.84	Adam Parker, Luca Ameri, Ian Parnell, Javier Paulino	EB	11
						152	<a href="#">Howard D. Woodson</a> (Washington, DC)	45.84		MO	33
						153	<a href="#">Germantown Academy</a> (Fort Washington, PA)	45.85		DS	10
						154	<a href="#">Camden</a> (Camden, NJ)	45.86		BM	4
						155	<a href="#">Paul VI</a> (Fairfax, VA)	45.88		IP	21
						156	<a href="#">Amityville</a> (Amityville, NY)	45.88		AD	1

157	<a href="#">Kennedy-Kenrick</a> (Norristown, PA)	45.89	Tim Young, Patrick Sheldon, Paul Subbio, Cory Smith	FL	14	190	<a href="#">Classical Magnet</a> (Hartford, CT)	46.46	CB	5	
158	<a href="#">Neptune</a> (Neptune, NJ)	45.89		HK	20	191	<a href="#">West Seneca West</a> (West Seneca, NY)	46.46	MA	32	
159	<a href="#">Pencader Charter</a> (New Castle, DE)	45.90		IS	21	192	<a href="#">Sterling</a> (Sommerdale, NJ)	46.47	LE	31	
160	<a href="#">Owings Mills</a> (Owings Mills, MD)	45.91		IF	20	193	<a href="#">Calvary Christian</a> (Philadelphia, PA)	46.47	BL	4	
161	<a href="#">Peddie School</a> (Hightstown, NJ)	45.95		IR	21	194	<a href="#">Engineering &amp; Science</a> (Philadelphia, PA)	46.49	CZ	7	
162	<a href="#">Harford Tech</a> (Bel Air, MD)	45.99		EG	11	195	<a href="#">Northern</a> (Dillsburg, PA)	46.51	HR	33	
163	<a href="#">McKean</a> (Wilmington, DE)	46.01		GQ	23	196	<a href="#">Paul Robeson</a> (Philadelphia, PA)	46.57	JW	26	
164	<a href="#">New Media Tech Charter</a> (Philadelphia, PA)	46.04		HM	24	197	<a href="#">Arthur P. Schalick</a> (Pittsgrove, NJ)	46.58	KQ	27	
165	<a href="#">Bainbridge-Guilford</a> (Bainbridge, NY)	46.04		AP	2	198	<a href="#">Indian Hills</a> (Oakland, NJ)	46.60	FF	14	
166	<a href="#">Hodgson Vo-Tech</a> (Newark, DE)	46.08		EV	13	199	<a href="#">Prospect Heights</a> (Brooklyn, NY)	46.62	JJ	24	
167	<a href="#">I.C. Norcom</a> (Portsmouth, VA)	46.09		HO	20	200	<a href="#">Caravel</a> (Bear, DE)	46.64	BP	4	
168	<a href="#">Furness</a> (Philadelphia, PA)	46.09	Ryan Smith, Khalief Walker, Chace Moore, Tamarick Wilks	DN	9	201	<a href="#">St. Croix Educational</a> (St. Croix, ISV)	46.74	KE	26	
169	<a href="#">North Shore</a> (Glen Head, NY)	46.14		HQ	26	202	<a href="#">Imhotep Charter</a> (Philadelphia, PA)	46.76	FE	14	
170	<a href="#">Poolesville</a> (Poolesville, MD)	46.15		JC	23	203	<a href="#">Marple Newtown</a> (Newtown Square, PA)	46.77	GL	16	
171	<a href="#">John F. Kennedy Memorial</a> (Iselin, NJ)	46.15	Andre Sylvester, Jason Donahue, Rameez Rathore, Dante LaVecchia	FK	14	204	<a href="#">Haddonfield Memorial</a> (Haddonfield, NJ)	46.80	EE	11	
172	<a href="#">Nyack</a> (Nyack, NY)	46.17		HY	26	205	<a href="#">Bayport-Blue Point</a> (Bayport, NY)	46.82	AT	2	
173	<a href="#">Sidwell Friends</a> (Washington, DC)	46.17		KV	28	206	<a href="#">Cardinal McCarrick</a> (South Amboy, NJ)	46.84	GO	17	
174	<a href="#">Sussex Tech</a> (Georgetown, DE)	46.18		LI	32	207	<a href="#">Grand Island</a> (Grand Island, NY)	46.84	DY	11	
175	<a href="#">Bishop Ford</a> (Brooklyn, NY)	46.20		AX	3	208	<a href="#">Middle Township</a> (Cape May Court House, NJ)	46.86	GW	17	
176	<a href="#">Octorara</a> (Atglen, PA)	46.20		IC	20	209	<a href="#">Rahway</a> (Rahway, NJ)	46.86	JO	25	
177	<a href="#">Frederick Douglass</a> (Upper Marlboro, MD)	46.20		CQ	7	210	<a href="#">Mineola</a> (Garden City, NY)	46.99	GY	17	
178	<a href="#">Packer Collegiate</a> (Brooklyn, NY)	46.21		IG	20	211	<a href="#">Bodine</a> (Philadelphia, PA)	47.00	BE	3	
179	<a href="#">Woodrow Wilson</a> (Camden, NJ)	46.22		MI	31	212	<a href="#">Upper Merion</a> (King of Prussia, PA)	47.02	LS	30	
180	<a href="#">Germantown Friends</a> (Philadelphia, PA)	46.23		DT	10	213	<a href="#">Del Val Charter</a> (Philadelphia, PA)	47.02	CJ	6	
181	<a href="#">Swenson Arts &amp; Tech</a> (Philadelphia, PA)	46.23		LK	29	214	<a href="#">Parkway PA</a> (Philadelphia, PA)	47.05	IJ	22	
182	<a href="#">Chichester</a> (Marcus Hook, PA)	46.25	Fred Murray, Darius Brooks, Derrick Geisler, Shann Thomas	BV	9	215	<a href="#">Wilmington Friends</a> (Wilmington, DE)	47.06	MH	31	
183	<a href="#">Hopewell Valley</a> (Pennington, NJ)	46.30		FB	13	216	<a href="#">Christ The King</a> (Middle Village, NY)	47.06	BW	5	
184	<a href="#">Anacostia</a> (Washington, DC)	46.30		AE	1	217	<a href="#">Hampton Christian</a> (Hampton, VA)	47.06	EF	11	
185	<a href="#">Haddon Township</a> (Westmont, NJ)	46.33		ED	11	218	<a href="#">Church Farm School</a> (Paoli, PA)	47.07	BY	5	
186	<a href="#">Harriton</a> (Bryn Mawr, PA)	46.38		EJ	12	219	<a href="#">Milford</a> (Milford, DE)	47.09	Alex Barnett, Nick Albert, Richard Vandine, Bryson Cartwright	GX	18
187	<a href="#">Raritan</a> (Hazlet, NJ)	46.41		JR	25	220	<a href="#">DelCo Christian</a> (Newtown Square, PA)	47.11	CK	7	
188	<a href="#">Benjamin Franklin</a> (Philadelphia, PA)	46.42		DG	14	221	<a href="#">St. Rose</a> (Belmar, NJ)	47.14	KO	27	
189	<a href="#">Whippany Park</a> (Whippany, NJ)	46.45		ME	32	222	<a href="#">Pleasantville</a> (Pleasantville, NJ)	47.17	JA	23	
						223	<a href="#">Spingarn</a> (Washington, DC)	47.17	LB	29	

224	<a href="#">Bishop Eustace Prep</a> (Pennsauken, NJ)	47.19	AW	3	NY)		
225	<a href="#">Georgetown Day School</a> (Washington, DC)	47.19	DQ	10	258 <a href="#">Friends' Central</a> (Wynnewood, PA)	48.48	DK 9
226	<a href="#">Interboro</a> (Prospect Park, PA)	47.21	FG	14	259 <a href="#">Passaic Valley</a> (Little Falls, NJ)	48.51	IM 21
227	<a href="#">La Salle Institute</a> (Troy, NY)	47.23	FQ	15	260 <a href="#">Townsend Harris</a> (Flushing, NY)	48.70	EH 12
228	<a href="#">Friendship Collegiate</a> (Washington, DC)	47.24	DL	9	261 <a href="#">Roberts Vaux</a> (Philadelphia, PA)	48.78	LW 29
229	<a href="#">Friendship Science</a> (Baltimore, MD)	47.25	DM	9	262 <a href="#">East Harlem Pride</a> (New York, NY)	49.05	CT 12
230	<a href="#">Westtown School</a> (Westtown, PA)	47.31	MD	31	263 <a href="#">Woodbridge</a> (Bridgeville, DE)	49.13	ML 29
231	<a href="#">Communications Tech</a> (Philadelphia, PA)	47.34	CE	6	264 <a href="#">Iona Prep</a> (New Rochelle, NY)	49.18	FH 23
232	<a href="#">Port Jefferson</a> (Port Jefferson, NY)	47.36	JE	28	265 <a href="#">Great Neck North</a> (Great Neck, NY)	49.20	DZ 11
233	<a href="#">Franklin Towne</a> (Philadelphia, PA)	47.38	DI	8	266 <a href="#">St. Mark's</a> (Wilmington, DE)	49.39	KL 27
234	<a href="#">George School</a> (Newtown, PA)	47.45	DP	9	267 <a href="#">McKee/Staten Island Tech</a> (Staten Island, NY)	49.48	GR 17
235	<a href="#">Theodore Roosevelt</a> (Washington, DC)	47.45	JY	25	268 <a href="#">Columbia</a> (Columbia, PA)	49.48	CC 6
236	<a href="#">Milton Hershey</a> (Hershey, PA)	47.49	EP	21	269 <a href="#">St. Joseph by the Sea</a> (Staten Island, NY)	49.62	KI 28
237	<a href="#">Bridgeton</a> (Bridgeton, NJ)	47.50	BG	12	270 <a href="#">Nanuet</a> (Nanuet, NY)	49.65	HJ 19
238	<a href="#">Lincoln</a> (Jersey City, NJ)	47.53	GA	16	271 <a href="#">Tri-Valley Central</a> (Grahamsville, NY)	49.72	LO 32
239	<a href="#">Moyer Academy</a> (Wilmington, DE)	47.66	HG	18	272 <a href="#">Concord</a> (Wilmington, DE)	49.81	CF 12
240	<a href="#">South Philadelphia</a> (Philadelphia, PA)	47.68	LA	29	273 <a href="#">Maritime Academy Charter</a> (Philadelphia, PA)	49.84	GK 17
241	<a href="#">Martin Luther</a> (Maspeth, NY)	47.71	GE	16	274 <a href="#">Pitman</a> (Pitman, NJ)	49.89	IZ 33
242	<a href="#">Ocean City</a> (Ocean City, NJ)	47.73	IA	25	275 <a href="#">West Philadelphia</a> (Philadelphia, PA)	50.05	LZ 27
243	<a href="#">Bishop Loughlin</a> (Brooklyn, NY)	47.76	BA	3	276 <a href="#">Forestville Military Academy</a> (Forestville, MD)	50.22	DF 9
244	<a href="#">John Bartram</a> (Philadelphia, PA)	47.84	AS	2	277 <a href="#">Archmere Academy</a> (Claymont, DE)	50.79	AL 1
245	<a href="#">Riverdale Baptist</a> (Upper Marlboro, MD)	47.84	JU	28	278 <a href="#">Walter D. Palmer</a> (Philadelphia, PA)	51.05	IH 23
246	<a href="#">University City</a> (Philadelphia, PA)	47.88	LR	30	279 <a href="#">South Bronx</a> (Bronx, NY)	51.20	KZ 26
247	<a href="#">Iroquois Central</a> (Elma, NY)	48.00	FI	14	280 <a href="#">Columbus</a> (Bronx, NY)	51.31	CD 6
248	<a href="#">Belleville</a> (Belleville, NJ)	48.01	AV	2	281 <a href="#">McNair Academic</a> (Jersey City, NJ)	52.51	GT 22
249	<a href="#">Freire Charter</a> (Philadelphia, PA)	48.09	DJ	9	282 <a href="#">Cardinal Dougherty</a> (Philadelphia, PA)	53.06	BQ 4
250	<a href="#">Archbishop Stepinac</a> (White Plains, NY)	48.15	AJ	10	283 <a href="#">Masterman</a> (Philadelphia, PA)	54.26	GN 16
251	<a href="#">School Without Walls</a> (Washington, DC)	48.17	KR	27	<a href="#">Calvin Coolidge</a> (Washington, DC)	DQ (42.53)	CH 6
252	<a href="#">St. Dominic</a> (Oyster Bay, NY)	48.21	KF	28	<a href="#">Parsippany</a> (Parsippany, NJ)	DQ (45.66)	IK 20
253	<a href="#">Hendrick Hudson</a> (Montrose, NY)	48.24	FD	14	<a href="#">Archbishop Spalding</a> (Severn, MD)	DQ (45.67)	AI 1
254	<a href="#">Regis</a> (New York, NY)	48.35	JS	24	<a href="#">Hillside</a> (Hillside, NJ)	DQ (45.70)	ET 13
255	<a href="#">Sun Valley</a> (Aston, PA)	48.37	LH	31	<a href="#">Wood-Ridge</a> (Wood-Ridge, NJ)	DQ (46.94)	MK 31
256	<a href="#">Camden Catholic</a> (Cherry Hill, NJ)	48.38	BN	4	<a href="#">Northwood</a> (Silver Spring, MD)	DQ (48.93)	HV 19
257	<a href="#">Moore Catholic</a> (Staten Island, NY)	48.39	HA	18	<a href="#">Woodrow Wilson</a> (Washington, DC)	DQ (50.27)	Matthias Darracere, Hassan Asarafuul, Aaron O'Neal, Edwin Baylor

<a href="#">Delbarton School</a> (Morristown, NJ)	DNF	CL	7
<a href="#">Manasquan</a> (Manasquan, NJ)	DNF	GG	16
<a href="#">Samuel Tilden</a> (Brooklyn, NY)	DNF	LN	29

5	<a href="#">Abraham Clark</a>	45.47	CA
6	<a href="#">Christiana</a>	45.55	BX
7	<a href="#">Classical Magnet</a>	46.46	CB
8	<a href="#">Christ The King</a>	47.06	BW
9	<a href="#">Church Farm School</a>	47.07	BY

## Heat 1

PL	School/Affiliation	Mark	ID
1	<a href="#">Charlotte Amalie</a>	44.76	AC
2	<a href="#">Academy Park</a>	45.39	AA
3	<a href="#">Archbishop Carroll</a>	45.43	AF
4	<a href="#">Archbishop Curley</a>	45.48	AG
5	<a href="#">Archbishop John Carroll</a>	45.68	AH
6	<a href="#">Amityville</a>	45.88	AD
7	<a href="#">Anacostia</a>	46.30	AE
8	<a href="#">Archmere Academy</a>	50.79	AL
	<a href="#">Archbishop Spalding</a>	DQ (45.67)	AI

## Heat 2

PL	School/Affiliation	Mark	ID
1	<a href="#">Bellefield Comprehensive</a>	42.63	AU
2	<a href="#">Atholton</a>	42.81	AN
3	<a href="#">Ardenne</a>	43.12	AM
4	<a href="#">Clara Barton</a>	44.13	AR
5	<a href="#">Averill Park</a>	45.59	AO
6	<a href="#">Bainbridge-Guilford</a>	46.04	AP
7	<a href="#">Bayport-Blue Point</a>	46.82	AT
8	<a href="#">John Bartram</a>	47.84	AS
9	<a href="#">Belleville</a>	48.01	AV

## Heat 3

PL	School/Affiliation	Mark	ID
1	<a href="#">Bloomfield</a>	44.54	BD
2	<a href="#">Bishop Ireton</a>	44.77	AZ
3	<a href="#">Bristol</a>	45.18	BH
4	<a href="#">Byram Hills</a>	45.43	BK
5	<a href="#">Bishop McDevitt/Wyn</a>	45.59	BC
6	<a href="#">Bishop Ford</a>	46.20	AX
7	<a href="#">Bodine</a>	47.00	BE
8	<a href="#">Bishop Eustace Prep</a>	47.19	AW
9	<a href="#">Bishop Loughlin</a>	47.76	BA

## Heat 4

PL	School/Affiliation	Mark	ID
1	<a href="#">Camperdown</a>	41.29	BO
2	<a href="#">Burlington Township</a>	43.79	BJ
3	<a href="#">Buena Regional</a>	45.11	BI
4	<a href="#">Carteret</a>	45.36	BR
5	<a href="#">Camden</a>	45.86	BM
6	<a href="#">Calvary Christian</a>	46.47	BL
7	<a href="#">Caravel</a>	46.64	BP
8	<a href="#">Camden Catholic</a>	48.38	BN
9	<a href="#">Cardinal Dougherty</a>	53.06	BQ

## Heat 5

PL	School/Affiliation	Mark	ID
1	<a href="#">Carver VoTech</a>	43.23	BS
2	<a href="#">Catonsville</a>	45.02	BT
3	<a href="#">Central</a>	45.28	BU
4	<a href="#">Cinnaminson</a>	45.37	BZ

## Heat 6

PL	School/Affiliation	Mark	ID
1	<a href="#">Delsea Regional</a>	43.02	CM
2	<a href="#">Cumberland Regional</a>	43.59	CI
3	<a href="#">Digital Harbor</a>	45.03	CO
4	<a href="#">Archbishop Wood</a>	45.49	AK
5	<a href="#">Del Val Charter</a>	47.02	CJ
6	<a href="#">Communications Tech</a>	47.34	CE
7	<a href="#">Columbia</a>	49.48	CC
8	<a href="#">Columbus</a>	51.31	CD
	<a href="#">Calvin Coolidge</a>	DQ (42.53)	CH

## Heat 7

PL	School/Affiliation	Mark	ID
1	<a href="#">El Dorado</a>	42.78	CV
2	<a href="#">Dunbar</a>	44.89	CR
3	<a href="#">Dobbins Area VoTech</a>	45.25	CP
4	<a href="#">Barnegat</a>	45.31	AQ
5	<a href="#">Deptford</a>	45.50	CN
6	<a href="#">Frederick Douglass</a>	46.20	CQ
7	<a href="#">Engineering &amp; Science</a>	46.49	CZ
8	<a href="#">DelCo Christian</a>	47.11	CK
	<a href="#">Delbarton School</a>	DNF	CL

## Heat 8

PL	School/Affiliation	Mark	ID
1	<a href="#">Ellerslie Secondary</a>	43.39	CX
2	<a href="#">Medgar Evers</a>	43.46	DB
3	<a href="#">Fairmont Heights</a>	43.64	DD
4	<a href="#">Ewing</a>	43.74	DC
5	<a href="#">Forest Park</a>	44.06	DE
6	<a href="#">Alexis I. duPont</a>	44.81	CS
7	<a href="#">Episcopal Academy</a>	44.96	DA
8	<a href="#">Elkton</a>	45.24	CW
9	<a href="#">Franklin Towne</a>	47.38	DI

## Heat 9

PL	School/Affiliation	Mark	ID
1	<a href="#">Garfield</a>	45.18	DO
2	<a href="#">Furness</a>	46.09	DN
3	<a href="#">Chichester</a>	46.25	BV
4	<a href="#">Friendship Collegiate</a>	47.24	DL
5	<a href="#">Friendship Science</a>	47.25	DM
6	<a href="#">George School</a>	47.45	DP
7	<a href="#">Freire Charter</a>	48.09	DJ
8	<a href="#">Friends' Central</a>	48.48	DK
9	<a href="#">Forestville Military Academy</a>	50.22	DF

## Heat 10

PL	School/Affiliation	Mark	ID
1	<a href="#">Gilman School</a>	43.39	DU
2	<a href="#">Good Counsel</a>	43.75	DX
3	<a href="#">Bridgeport (Jam)</a>	43.98	BF
4	<a href="#">Girard College</a>	44.30	DV

5	<a href="#">Glasgow</a>	44.33	DW
6	<a href="#">Germantown Academy</a>	45.85	DS
7	<a href="#">Germantown Friends</a>	46.23	DT
8	<a href="#">Georgetown Day School</a>	47.19	DQ
9	<a href="#">Archbishop Stepinac</a>	48.15	AJ

## Heat 11

PL	School/Affiliation	Mark	ID
1	<a href="#">Great Valley</a>	44.12	EA
2	<a href="#">Haddon Heights</a>	44.86	EC
3	<a href="#">Hackley School</a>	45.84	EB
4	<a href="#">Harford Tech</a>	45.99	EG
5	<a href="#">Haddon Township</a>	46.33	ED
6	<a href="#">Haddonfield Memorial</a>	46.80	EE
7	<a href="#">Grand Island</a>	46.84	DY
8	<a href="#">Hampton Christian</a>	47.06	EF
9	<a href="#">Great Neck North</a>	49.20	DZ

## Heat 12

PL	School/Affiliation	Mark	ID
1	<a href="#">Haverford School</a>	43.53	EL
2	<a href="#">Hasbrouck Heights</a>	44.35	EK
3	<a href="#">Heritage</a>	44.72	EO
4	<a href="#">Georgetown Prep</a>	44.83	DR
5	<a href="#">Harriton</a>	46.38	EJ
6	<a href="#">Bridgeton</a>	47.50	BG
7	<a href="#">Townsend Harris</a>	48.70	EH
8	<a href="#">East Harlem Pride</a>	49.05	CT
9	<a href="#">Concord</a>	49.81	CF

## Heat 13

PL	School/Affiliation	Mark	ID
1	<a href="#">Holy Cross</a>	44.13	EY
2	<a href="#">Holy Ghost Prep</a>	44.70	EZ
3	<a href="#">Henderson</a>	45.08	EN
4	<a href="#">Howard Tech</a>	45.09	FC
5	<a href="#">Holy Cross</a>	45.64	EX
6	<a href="#">Highland Regional</a>	45.68	ER
7	<a href="#">Hodgson Vo-Tech</a>	46.08	EV
8	<a href="#">Hopewell Valley</a>	46.30	FB
	<a href="#">Hillside</a>	DQ (45.70)	ET

## Heat 14

PL	School/Affiliation	Mark	ID
1	<a href="#">Kennett</a>	45.56	FM
2	<a href="#">Kennedy-Kenrick</a>	45.89	FL
3	<a href="#">John F. Kennedy Memorial</a>	46.15	FK
4	<a href="#">Benjamin Franklin</a>	46.42	DG
5	<a href="#">Indian Hills</a>	46.60	FF
6	<a href="#">Imhotep Charter</a>	46.76	FE
7	<a href="#">Interboro</a>	47.21	FG
8	<a href="#">Iroquois Central</a>	48.00	FI
9	<a href="#">Hendrick Hudson</a>	48.24	FD

## Heat 15

PL	School/Affiliation	Mark	ID
1	<a href="#">Lakeland</a>	44.05	FR
2	<a href="#">Lawrenceville School</a>	44.24	FW
3	<a href="#">Lansdale Catholic</a>	44.31	FU
4	<a href="#">F. Scott Key</a>	44.54	FN

5	<a href="#">Largo</a>	45.04	FV
6	<a href="#">Lincoln</a>	45.14	FY
7	<a href="#">Liberty</a>	45.71	FX
8	<a href="#">Lincoln</a>	45.79	FZ
9	<a href="#">La Salle Institute</a>	47.23	FQ

## Heat 16

PL	School/Affiliation	Mark	ID
1	<a href="#">Long Reach</a>	43.66	GD
2	<a href="#">Long Branch</a>	43.85	GC
3	<a href="#">McDonogh School</a>	44.28	GP
4	<a href="#">Lindenwold</a>	45.39	GB
5	<a href="#">Marple Newtown</a>	46.77	GL
6	<a href="#">Lincoln</a>	47.53	GA
7	<a href="#">Martin Luther</a>	47.71	GE
8	<a href="#">Masterman</a>	54.26	GN
	<a href="#">Manasquan</a>	DNF	GG

## Heat 17

PL	School/Affiliation	Mark	ID
1	<a href="#">Lakewood</a>	44.38	FS
2	<a href="#">Manchester Township</a>	45.33	GI
3	<a href="#">McKinley</a>	45.42	GS
4	<a href="#">Metuchen</a>	45.72	GV
5	<a href="#">Cardinal McCarrick</a>	46.84	GO
6	<a href="#">Middle Township</a>	46.86	GW
7	<a href="#">Mineola</a>	46.99	GY
8	<a href="#">McKee/Staten Island Tech</a>	49.48	GR
9	<a href="#">Maritime Academy Charter</a>	49.84	GK

## Heat 18

PL	School/Affiliation	Mark	ID
1	<a href="#">Herbert Morrison</a>	42.41	HD
2	<a href="#">Dwight Morrow</a>	43.76	HE
3	<a href="#">Muhlenberg</a>	44.18	HH
4	<a href="#">Moorestown</a>	44.22	HC
5	<a href="#">Monsignor Donovan</a>	45.04	GZ
6	<a href="#">Mount Pleasant</a>	45.71	HF
7	<a href="#">Milford</a>	47.09	GX
8	<a href="#">Moyer Academy</a>	47.66	HG
9	<a href="#">Moore Catholic</a>	48.39	HA

## Heat 19

PL	School/Affiliation	Mark	ID
1	<a href="#">Munro College</a>	43.20	HI
2	<a href="#">Northwest Catholic</a>	43.55	HT
3	<a href="#">New Brunswick</a>	44.55	HL
4	<a href="#">North Babylon</a>	45.11	HP
5	<a href="#">Northwestern</a>	45.22	HU
6	<a href="#">Northern Burlington</a>	45.49	HS
7	<a href="#">Newark Central</a>	45.53	HN
8	<a href="#">Nanuet</a>	49.65	HJ
	<a href="#">Northwood</a>	DQ (48.93)	HV

## Heat 20

PL	School/Affiliation	Mark	ID
1	<a href="#">Old Harbour</a>	42.54	ID
2	<a href="#">Oakland Mills</a>	43.63	HZ
3	<a href="#">Nottingham</a>	45.01	HX
4	<a href="#">Neptune</a>	45.89	HK

5	<a href="#">Owings Mills</a>	45.91	IF
6	<a href="#">I.C. Norcom</a>	46.09	HO
7	<a href="#">Octorara</a>	46.20	IC
8	<a href="#">Packer Collegiate</a>	46.21	IG
	<a href="#">Parsippany</a>	DQ (45.66)	IK

## Heat 21

PL	School/Affiliation	Mark	ID
1	<a href="#">Manchester</a>	42.16	GH
2	<a href="#">William Penn</a>	44.54	IT
3	<a href="#">Pearl River</a>	45.36	IQ
4	<a href="#">Paterson Catholic</a>	45.57	IN
5	<a href="#">Paul VI</a>	45.88	IP
6	<a href="#">Pencader Charter</a>	45.90	IS
7	<a href="#">Peddie School</a>	45.95	IR
8	<a href="#">Milton Hershey</a>	47.49	EP
9	<a href="#">Passaic Valley</a>	48.51	IM

## Heat 22

PL	School/Affiliation	Mark	ID
1	<a href="#">Malvern Prep</a>	43.75	GF
2	<a href="#">Pennsbury</a>	44.17	IV
3	<a href="#">Notre Dame</a>	44.54	HW
4	<a href="#">Patuxent</a>	44.64	IO
5	<a href="#">Phoenixville</a>	45.72	IX
6	<a href="#">Pikesville</a>	45.73	IY
7	<a href="#">Penncrest</a>	45.82	IU
8	<a href="#">Parkway PA</a>	47.05	IJ
9	<a href="#">McNair Academic</a>	52.51	GT

## Heat 23

PL	School/Affiliation	Mark	ID
1	<a href="#">Jack Hayward</a>	42.54	EM
2	<a href="#">Moores Island</a>	42.67	HB
3	<a href="#">Ramsey</a>	45.64	JP
4	<a href="#">Ponagansett</a>	45.83	JB
5	<a href="#">McKean</a>	46.01	GQ
6	<a href="#">Poolesville</a>	46.15	JC
7	<a href="#">Pleasantville</a>	47.17	JA
8	<a href="#">Iona Prep</a>	49.18	FH
9	<a href="#">Walter D. Palmer</a>	51.05	IH

## Heat 24

PL	School/Affiliation	Mark	ID
1	<a href="#">Pope John XXIII</a>	43.41	JD
2	<a href="#">Randallstown</a>	44.00	JQ
3	<a href="#">Queen's College</a>	44.05	JL
4	<a href="#">Pottsgrove</a>	44.39	JH
5	<a href="#">Ocean Township</a>	44.41	IB
6	<a href="#">River Dell Regional</a>	45.59	JT
7	<a href="#">New Media Tech Charter</a>	46.04	HM
8	<a href="#">Prospect Heights</a>	46.62	JJ
9	<a href="#">Regis</a>	48.35	JS

## Heat 25

PL	School/Affiliation	Mark	ID
1	<a href="#">Pottstown</a>	44.25	Jl
2	<a href="#">Bayard Rustin</a>	44.52	JZ
3	<a href="#">Owen J. Roberts</a>	45.01	JV
4	<a href="#">Paul Robeson</a>	45.20	JX

5	<a href="#">Radnor</a>	45.35	JN
6	<a href="#">Raritan</a>	46.41	JR
7	<a href="#">Rahway</a>	46.86	JO
8	<a href="#">Theodore Roosevelt</a>	47.45	JY
9	<a href="#">Ocean City</a>	47.73	IA

## Heat 26

PL	School/Affiliation	Mark	ID
1	<a href="#">St. Jago</a>	42.69	KH
2	<a href="#">St. Benedict's Prep</a>	43.85	KC
3	<a href="#">St. Croix Central</a>	44.89	KD
4	<a href="#">St. Pius X</a>	45.06	KN
5	<a href="#">North Shore</a>	46.14	HQ
6	<a href="#">Nyack</a>	46.17	HY
7	<a href="#">Paul Robeson</a>	46.57	JW
8	<a href="#">St. Croix Educational</a>	46.74	KE
9	<a href="#">South Bronx</a>	51.20	KZ

## Heat 27

PL	School/Affiliation	Mark	ID
1	<a href="#">St. Elizabeth Technical</a>	42.14	KG
2	<a href="#">Schuylkill Valley</a>	44.83	KS
3	<a href="#">Somers</a>	45.31	KY
4	<a href="#">St. Joseph's Ham</a>	45.31	KK
5	<a href="#">Arthur P. Schalick</a>	46.58	KQ
6	<a href="#">St. Rose</a>	47.14	KO
7	<a href="#">School Without Walls</a>	48.17	KR
8	<a href="#">St. Mark's</a>	49.39	KL
9	<a href="#">West Philadelphia</a>	50.05	LZ

## Heat 28

PL	School/Affiliation	Mark	ID
1	<a href="#">Potomac</a>	42.30	JG
2	<a href="#">Henry Snyder</a>	43.82	KX
3	<a href="#">St. Stephen's &amp; St. Agnes</a>	45.23	KP
4	<a href="#">Langley</a>	45.30	FT
5	<a href="#">Sidwell Friends</a>	46.17	KV
6	<a href="#">Port Jefferson</a>	47.36	JE
7	<a href="#">Riverdale Baptist</a>	47.84	JU
8	<a href="#">St. Dominic</a>	48.21	KF
9	<a href="#">St. Joseph by the Sea</a>	49.62	KI

## Heat 29

PL	School/Affiliation	Mark	ID
1	<a href="#">West Deptford</a>	43.53	LY
2	<a href="#">Trumansburg</a>	45.13	LP
3	<a href="#">Tappan Zee</a>	45.18	LL
4	<a href="#">Swenson Arts &amp; Tech</a>	46.23	LK
5	<a href="#">Spingarn</a>	47.17	LB
6	<a href="#">South Philadelphia</a>	47.68	LA
7	<a href="#">Roberts Vaux</a>	48.78	LW
8	<a href="#">Woodbridge</a>	49.13	ML
	<a href="#">Samuel Tilden</a>	DNF	LN

## Heat 30

PL	School/Affiliation	Mark	ID
1	<a href="#">Strath Haven</a>	43.64	LF
2	<a href="#">Upper Moreland</a>	43.65	LT
3	<a href="#">Tatnall</a>	43.79	LM
4	<a href="#">Springfield MontCo</a>	44.05	LD
5	<a href="#">West Catholic</a>	44.37	LX

6	<a href="#">Sweet Home</a>	45.02	LJ
7	<a href="#">Union Catholic</a>	45.61	LQ
8	<a href="#">Upper Merion</a>	47.02	LS
9	<a href="#">University City</a>	47.88	LR

## Heat 31

PL	School/Affiliation	Mark	ID
1	<a href="#">Wyomissing Area</a>	45.04	MP
2	<a href="#">Woodlands</a>	45.14	MN
3	<a href="#">Woodrow Wilson</a>	46.22	MI
4	<a href="#">Sterling</a>	46.47	LE
5	<a href="#">Wilmington Friends</a>	47.06	MH
6	<a href="#">Westtown School</a>	47.31	MD
7	<a href="#">Sun Valley</a>	48.37	LH
	<a href="#">Wood-Ridge</a>	DQ (46.94)	MK
	<a href="#">Woodrow Wilson</a>	DQ (50.27)	MJ

## Heat 32

PL	School/Affiliation	Mark	ID
1	<a href="#">Willingboro</a>	44.23	MF
2	<a href="#">Westlake</a>	44.32	MC
3	<a href="#">Woodbury</a>	44.74	MM
4	<a href="#">Western Tech</a>	45.21	MB
5	<a href="#">Sussex Tech</a>	46.18	LI
6	<a href="#">Whippany Park</a>	46.45	ME
7	<a href="#">West Seneca West</a>	46.46	MA
8	<a href="#">Tri-Valley Central</a>	49.72	LO

## Heat 33

PL	School/Affiliation	Mark	ID
1	<a href="#">Queen's Royal College</a>	42.58	JM
2	<a href="#">St. Anthony's College</a>	44.04	KB
3	<a href="#">Wilmington Charter</a>	44.10	MG
4	<a href="#">Howard D. Woodson</a>	45.84	MO
5	<a href="#">Northern</a>	46.51	HR
6	<a href="#">Pitman</a>	49.89	IZ

**High School Boys' 4x100 Large Schools (Heats)**

Event 111Friday 11:35 AM

**Records**

ER Theodore Roosevelt (Washington, DC) 41.17 1984 Covell Johnson, Richard Simms, Ronald Thomas, Robert Thomas

Open to schools with male enrollment of 525 or more. Eight fastest teams from Events #110 and #111 qualify for Championship Final, Event #230 (Saturday, 1:35 pm). Next eight fastest teams from Event #111 qualify for an additional race, Event #232 (Saturday, 1:40 pm). Wolmer's Boys time is the 9th best in Relays history and the fastest preliminary time in Relays history.

**Ranked List**

PL	School/Affiliation	Mark	Athletes	ID	Heat
1	<a href="#">Wolmer's Boys</a> (Kingston 4, JAM)	40.47	Odean Skeen, Dwayne Extol, Julian Forte, A-Shawni Mitchell	ZK	32
2	<a href="#">Calabar</a> (Kingston 20, JAM)	41.22	Shane Hylton, Duace Carter, Ramone Miller, Aldane Rankin	OC	2
3	<a href="#">Long Beach Poly</a> (Long Beach, CA)	41.39	Alex Cannon, Kameron Jackson, Kameron White, Kaelin Clay	SX	15
4	<a href="#">St. George's</a> (Kingston, JAM)	41.71	Oraine Christie, Jermain Fyffe, Trimaime Barnett, Khorey Spalging	WI	24
5	<a href="#">Junipero Serra</a> (Gardena, CA)	41.77	Paul Richardson, Devan Spann, George Farmer, Robert Woods	WW	26
6	<a href="#">Rio Mesa</a> (Oxnard, CA)	41.79	Jamison Jordan, LaDarrin Roach, Blake Selig, Blake Selig	VY	22
7	<a href="#">DeMatha Catholic</a> (Hyattsville, MD)	41.99	Michael Meriwether, Joshua McPhearson, Christopher Walker, Charlie Jordan	PT	4
8	<a href="#">Central Bucks South</a> (Warrington, PA)	42.60	Robert Knuckles, Yacine Zerdoum,	OL	4

9	<a href="#">Altoona Area</a> (Altoona, PA)	42.61	Tyler Dougherty, Jon Eisemann Rafeere Barnes, Chris Carper, De ND 5 Ron Lee, Brady Gehret			20	<a href="#">Midwood</a> (Brooklyn, NY)	43.01	McLaughlin, Devin Jones, Stacy Robinson Donald Williams, Eric Williams, TN 19 Andy Nicolas, Alex Sterling
10	<a href="#">Suitland</a> (Forestville, MD)	42.70	Sequan Johnson, Jordan Coleman, XO 27 Taivon Jacobs, Levern Jacobs			21	<a href="#">Timber Creek</a> (Erial, NJ)	43.04	Derrick Henry, Niquan Brown, XU 28 David Ricker, Damiere Byrd
11	<a href="#">Woodside</a> (Newport News, VA)	42.70	Damion Marsh, Majique Key, ZN 33 Dominek D. Marsh, Aaron Evans			22	<a href="#">Neshaminy</a> (Langhorne, PA)	43.09	Bryan Reice, Kyran Kervick, UE 19 Zach Callahan, Andy Lynch
12	<a href="#">Conestoga</a> (Berwyn, PA)	42.78	Kurt Whiteman, Mariel Nzouenkeu, PJ 6 Will Betts, Curtis Baylis			23	<a href="#">Mount St. Michael</a> (Bronx, NY)	43.12	Terrence Tyler, Winston McCormack, UC 18 Jordan Rollieson, Anthony Harrison
13	<a href="#">Mount Vernon</a> (Mount Vernon, NY)	42.80	Kadeem Anderson, Michael Blake, Darien UD 20 Burnside, Rawle Crawford			24	<a href="#">East Brunswick</a> (East Brunswick, NJ)	43.14	Julian Quinton, Donald Urschel, QD 8 Evan Walton, Leonard Robbins
14	<a href="#">Norristown</a> (Norristown, PA)	42.82	Tyler Smith, Joey Smith, Marcus Golson, UI 19 Jahquil Hargrove			25	<a href="#">Newburgh Free</a> (Newburgh, NY)	43.22	Damons Reynolds, Robert Robinson, UH 24 Makethin Reynolds, Jermain Mitchell
15	<a href="#">Teaneck</a> (Teaneck, NJ)	42.84	Malcolm McKnight, Zadique Whyte, XR 28 Daryian Miles, Casey Pleasants			26	<a href="#">Northeast</a> (Philadelphia, PA)	43.22	Keenan Allen, Yini Donnie, UP 18 Tyleel Taylor, Erick Brundidge
16	<a href="#">Wissahickon</a> (Ambler, PA)	42.90	Tyrone Clayton, Tyreece Clayton, ZJ 33 Myron Ross, Eric Jones			27	<a href="#">Penn Wood</a> (Lansdowne, PA)	43.24	Eric Futch, Wah'Fe Granger, VH 22 Ronad Buebeng, Kyle Womack
17	<a href="#">Landstown</a> (Virginia Beach, VA)	42.94	Akeam Allen, Royce Boston Cameron Bolton, Darrell Wesh, SQ 14 Isaac Cooper, Jordan Broadnax			28	<a href="#">Cardinal O'Hara</a> (Springfield, PA)	43.27	Corey Brown, Andrew Onimus, OG 10 Everett Burgess, Tyler Gallen
18	<a href="#">Sheepshead Bay</a> (Brooklyn, NY)	42.94	Aaron Shepperd, WY 26 Leo			29	<a href="#">Wise</a> (Upper Marlboro, MD)	43.30	Gyasi Lester, ZI 31 Mohaman
19	<a href="#">Gonzaga</a> (Washington, DC)	42.95							

30	<a href="#">Phoebus</a> (Hampton, VA)	43.31	William Greene, Tehquin Warrick, Colby Goodwyn, Paul Morant	VL	22	41	<a href="#">Father Judge</a> (Philadelphia, PA)	43.51	Sesay, Brian David, Clyde Partlow	Jones Twenefor, Matt Smalley, John Landis, Vontae Hilliard	QN	8
31	<a href="#">Chester</a> (Chester, PA)	43.33	Tywan Faust, Mortin Turner, Martin Solomon, Nasir Young	OY	2	42	<a href="#">Freehold Township</a> (Freehold, NJ)	43.52	William Greene, Tehquin Warrick, Colby Goodwyn, Paul Morant		QS	8
32	<a href="#">Old Mill</a> (Millersville, MD)	43.35	Demond Brown, Dominique Mathis, Seth Holbrook, Josh Furman	UX	20	43	<a href="#">Half Hollow Hills West</a> (Dix Hills, NY)	43.54	Tywan Faust, Mortin Turner, Martin Solomon, Nasir Young		RG	12
33	<a href="#">Cheltenham</a> (Wyncote, PA)	43.37	Adam Heath, Harley LaCroix, Mark Thompson, Anthony Allen	OT	8	44	<a href="#">Eleanor Roosevelt</a> (Greenbelt, MD)	43.55	Demond Brown, Dominique Mathis, Seth Holbrook, Josh Furman		WD	26
34	<a href="#">Longwood</a> (Middle Island, NY)	43.42	Jave Walker, Blake Evans, Dimitrius Leonard, Dannie Holland	SY	23	45	<a href="#">Erasmus Hall</a> (Brooklyn, NY)	43.56	Adam Heath, Harley LaCroix, Mark Thompson, Anthony Allen	Shane Green, Tyquan Duke, Lyndon Samuel, Jerrel Puckerine	QK	9
35	<a href="#">Western Branch</a> (Chesapeake, VA)	43.42	Josh Marriner, Kendrick Smith, Keenan Smith, Taariq Abdulali	ZA	31	46	<a href="#">West Orange</a> (West Orange, NJ)	43.57	Jave Walker, Blake Evans, Dimitrius Leonard, Dannie Holland	Kazari Trought, Floyd Morgan, Josh Major, Lance Smith	YW	30
36	<a href="#">Springfield Gardens</a> (Springfield Gardens, NY)	43.45	Dave Chery, Rashaun Simpson, Oneil Bogle, Jerome Latty	XJ	29	47	<a href="#">St. Peter's Prep</a> (Jersey City, NJ)	43.60	Josh Marriner, Kendrick Smith, Keenan Smith, Taariq Abdulali	Mark Canady, Taylor Bennett, Andre Allen, Darien Johnson	WO	26
37	<a href="#">Old Bridge</a> (Matawan, NJ)	43.46	Shoni Downes, Tom Perry, Chris Thornton, Christian Boateng	UW	20	48	<a href="#">Edison Tech</a> (Rochester, NY)	43.60	Dave Chery, Rashaun Simpson, Oneil Bogle, Jerome Latty	Lavert Octetree, Tk Hardy, Bj Ellis, Markeo Jones	QI	9
38	<a href="#">Parkland</a> (Allentown, PA)	43.46	Elijah Pardo, Azeem Boyce, Michael DuPlessis, Darrius Samples	VE	22	49	<a href="#">Knightdale</a> (Knightdale, NC)	43.61	Shoni Downes, Tom Perry, Chris Thornton, Christian Boateng	Dele Owaye, Michael Dennis, Shane Mendelsohn, Eduardo Nunez	PR	5
39	<a href="#">St. John the Baptist</a> (West Islip, NY)	43.46	John Jackson, Kevin Morton, Joseph O'Such, Andrew Scanlon	WJ	24	50	<a href="#">Danbury</a> (Danbury, CT)	43.62	Elijah Pardo, Azeem Boyce, Michael DuPlessis, Darrius Samples	Dan Ruth, Adam Yborra, Ferguson Amo, Josh Mindlin	PN	6
40	<a href="#">Spring-Ford</a> (Royersford, PA)	43.50		XI	28	51	<a href="#">Council Rock North</a> (Newtown, PA)	43.63	John Jackson, Kevin Morton, Joseph O'Such, Andrew Scanlon	Brandon Brooks, Ulysses Hinsey, Nathan Innocent, Hakeem Brown	OJ	2
						52	<a href="#">Anatol Rodgers</a> (Nassau, BAH)	43.66		Tucker Finney, Siddiq Cornish, Rawone Cornish, Nahmor Devine	WA	25
						53	<a href="#">Central</a> (Philadelphia, PA)	43.66				
						54	<a href="#">Wilson</a> (West Lawn, PA)	43.68			ZG	33

			Johnson, Johnny						Gabe Logan		
			Morgan, Sheldon						Raheem Richardson, Daniel		
			Hannibal- Nixon, Kriss			68	<a href="#">Union</a> (Union, NJ)	43.84	Boateng, Bayaan	YC	30
			Brown						Oluyadi, Isaiah McLean		
55	<a href="#">North County</a> (Glen Burnie, MD)	43.70	Mahdi Rover, Brandon Gilmore, Jabril Kellog, Alando Williams	UL	18				Dakota Grove, Terrance Stafford, Tyler Williams, ConRoy Smith		
56	<a href="#">Mount St. Joseph</a> (Baltimore, MD)	43.71		UB	19	69	<a href="#">Chambersburg</a> (Chambersburg, PA)	43.88	Rachard Byers, Youseff	OR	27
57	<a href="#">Fairfax</a> (Fairfax, VA)	43.74	Sam Bechert, Nabil Mezher, Chad Allen, David Ladd	QM	9				Kaba, Jovanney Perez, Rudje Beckford		
58	<a href="#">Westfield</a> (Westfield, NJ)	43.74	Andrew Gates, Jon Henry, Kyle Star, Jhakyse Williams	ZC	31	70	<a href="#">DeWitt Clinton</a> (Bronx, NY)	43.88	Marlin Finley, Marcus Jones, Dominic Rodriguez, Tyrik Thomas	PE	3
59	<a href="#">Exeter Township</a> (Reading, PA)	43.74	Ricky Bruno, LeQuan Chapman, Jason Pfautz, Dillion Holloway	QL	13	71	<a href="#">Pennsauken</a> (Pennsauken, NJ)	43.91	Fonxi, Jaquon Perry, Lorenzo Hoff, Parris Baxter	VJ	21
60	<a href="#">Columbia</a> (Maplewood, NJ)	43.75	Junior Derius, Dana Roberts, Jared Williams, Eric Bennett	PI	23	72	<a href="#">Oakcrest</a> (Mays Landing, NJ)	43.91		UU	19
61	<a href="#">Boys &amp; Girls</a> (Brooklyn, NY)	43.75	Rohan Stewart, Khamani davis, Javaun Grant, Daniel Simon	NV	3	73	<a href="#">DuVal</a> (Lanham, MD)	43.92		QC	6
62	<a href="#">Franklin Township</a> (Somerset, NJ)	43.77		QR	8	74	<a href="#">Paint Branch</a> (Burtonsville, MD)	43.92		VB	20
63	<a href="#">Don Bosco Prep</a> (Ramsey, NJ)	43.79	Paul Ciaravino, Leonte' Carroo , Paul Ciaravino, Selwyn Maxwell	PX	5	75	<a href="#">Central York</a> (York, PA)	43.93		OP	2
64	<a href="#">Vineland</a> (Vineland, NJ)	43.80	Brian Winchester, Eric Tyler, Nater Offer , Tausmen Bey	YJ	29	76	<a href="#">Middletown</a> (Middletown, NY)	43.94	Mel Mosley, Webb Pierre, Manny Mosley, Darin Brown	TL	17
65	<a href="#">Cardinal Hayes</a> (Bronx, NY)	43.81	Donald Thomas, Bryant Mcadoo, Abraham Ocasro, Jeremiah Kobena	OF	1	77	<a href="#">Millville</a> (Millville, NJ)	43.96	Antoine Brewington, Cory Harrison, John Townsend, Andre Henry	TP	18
66	<a href="#">Eastern Regional</a> (Voorhees, NJ)	43.82		ZQ	33	78	<a href="#">Upper Darby</a> (Upper Darby, PA)	43.98	Daniel McGraw, Nyder Chardonette, Stephen Muir, Derrick Ingram	YF	29
67	<a href="#">Downingtown West</a> (Downingtown, PA)	43.83	Matt Evans, Mike Robinson, Troy Hardy,	QA	13	79	<a href="#">Uniondale</a> (Uniondale, NY)	43.99	Chris Mbdainde, Terrance Kennedy, Brett Martin, Paul Barbour	YD	30
						80	<a href="#">Centreville</a> (Clifton, VA)	44.02	Roland Lu, Carl Keri,	OQ	12
						81	<a href="#">Montgomery Township</a> (Skillman, NJ)	44.04		TV	17



						Gillis, Jamal	146	<a href="#">Piscataway</a> (Piscataway, NJ)	44.74		VN	21
						Samaroo, Dujion McDonald, Shavoy Blairy Tyler Holloway, Dominique Artis, Deion					Brent West, Matthew Henderson, Daniel Harris, Joshua Williford	
125	<a href="#">Kings Fork</a> (Suffolk, VA)	44.46	SH	14			147	<a href="#">Germantown</a> (Philadelphia, PA)	44.78		QX	7
126	<a href="#">Bay Shore</a> (Bay Shore, NY)	44.47	NK	4		Dickens, Vince Mosby	148	<a href="#">Brentwood</a> (Brentwood, NY)	44.79		NX	4
127	<a href="#">Woodbridge</a> (Woodbridge, NJ)	44.47	ZL	32		Julian Donado, Oluwaseun Ibironke, J.C. McPherson, William Orbach	149	<a href="#">Lakeland/Panas</a> (Shrub Oak, NY)	44.79		SP	14
128	<a href="#">Elizabeth</a> (Elizabeth, NJ)	44.47	QJ	7		Johnathan Kornegay, Curtis	150	<a href="#">South Brunswick</a> (Monmouth Junction, NJ)	44.80		XC	28
129	<a href="#">Osborn Park</a> (Manassas, VA)	44.48	UY	20		Santiago Piriz, Elijah Hughes	151	<a href="#">C.H. Flowers</a> (Springdale, MD)	44.80		QP	7
130	<a href="#">Dover</a> (Dover, DE)	44.53	PY	11		Johnathan Kornegay, Curtis	152	<a href="#">Bridgewater-Raritan</a> (Bridgewater, NJ)	44.82		NZ	1
131	<a href="#">South Lakes</a> (Reston, VA)	44.53	XD	28		Studivent, Santiago Piriz, Elijah Hughes	153	<a href="#">Suffern</a> (Suffern, NY)	44.83		XN	29
132	<a href="#">Broadneck</a> (Annapolis, MD)	44.53	OA	2		Tyraill Friend, Matthew Watson, Ronald Cosme, Marcus Fowler	154	<a href="#">Trenton Central</a> (Trenton, NJ)	44.85		XY	33
133	<a href="#">Gov. Johnson</a> (Frederick, MD)	44.56	SB	14			155	<a href="#">Cherokee</a> (Marlton, NJ)	44.85		OU	6
134	<a href="#">Henrico</a> (Richmond, VA)	44.58	RP	11			156	<a href="#">George Washington</a> (Philadelphia, PA)	44.85		YN	29
135	<a href="#">State College</a> (State College, PA)	44.58	XK	27			157	<a href="#">White Plains</a> (White Plains, NY)	44.85		ZD	32
136	<a href="#">Aberdeen</a> (Aberdeen, MD)	44.59	NA	7			158	<a href="#">Hamilton East-Steinert</a> (Hamilton Township, NJ)	44.90		RH	12
137	<a href="#">Washington Township</a> (Sewell, NJ)	44.59	YO	31			159	<a href="#">St. John's Preparatory School</a> (Danvers, MA)	44.90		WL	24
138	<a href="#">Cherry Hill East</a> (Cherry Hill, NJ)	44.60	OV	10			160	<a href="#">Gates Chili</a> (Rochester, NY)	44.94		QW	9
139	<a href="#">J.P. McCaskey</a> (Lancaster, PA)	44.60	TG	18			161	<a href="#">Mount Hebron</a> (Ellicott City, MD)	45.02		TZ	17
140	<a href="#">Monsignor Bonner</a> (Drexel Hill, PA)	44.61	TS	17			162	<a href="#">Absegami</a> (Galloway Twp., NJ)	45.03		NC	1
141	<a href="#">Colonia</a> (Colonia, NJ)	44.63	PG	13		Mike Kelly, Deon Howard, Austin Bonsall, Chavez Cheatham	163	<a href="#">Newark</a> (Newark, DE)	45.06		UG	20
142	<a href="#">Southern Regional</a> (Manahawkin, NJ)	44.63	XH	27			164	<a href="#">Wootton</a> (Rockville, MD)	45.07		ZO	32
143	<a href="#">Upper Perkiomen</a> (Pennsburg, PA)	44.64	YH	31			165	<a href="#">Methacton</a> (Norristown, PA)	45.08		TK	18
144	<a href="#">Lenape</a> (Medford, NJ)	44.72	SU	14			166	<a href="#">South Shore</a> (Brooklyn, NY)	45.12		XF	27
145	<a href="#">Central Bucks West</a> (Doylestown, PA)	44.74	OM	2			167	<a href="#">Manheim Township</a> (Lancaster, PA)	45.12		TD	10
						Odean Cummings, Parris Taylor, Tom Adewusi, Geoff Fairbanks	168	<a href="#">Thomas Edison</a> (Philadelphia, PA)	45.13		QH	8
							169	<a href="#">Boyertown</a> (Boyertown, PA)	45.16		NU	10
							170	<a href="#">Louis E. Dieruff</a> (Allentown, PA)	45.16		PW	3
							171	<a href="#">Samuel Fels</a> (Philadelphia, PA)	45.17		QO	6
							172	<a href="#">Pennridge</a> (Perkasie, PA)	45.18		VI	23
							173	<a href="#">Shaker</a> (Latham, NY)	45.18		WX	24
							174	<a href="#">Hamilton West</a> (Hamilton, NJ)	45.19		RI	13
							175	<a href="#">Winston Churchill</a> (Potomac, MD)	45.19		PA	6
							176	<a href="#">St. Peter's</a> (Staten Island, NY)	45.20		WN	25
							177	<a href="#">Hillsborough</a> (Hillsborough, NJ)	45.21		RR	13
							178	<a href="#">Walter Johnson</a> (Bethesda, MD)	45.22		SA	15
							179	<a href="#">Garnet Valley</a> (Glen Mills, PA)	45.25		QV	7



240	<a href="#">Woodlawn</a> (Woodlawn, MD)	46.30	ZM	33	267	<a href="#">Lake Braddock</a> (Burke, VA)	47.26	SO	14	
241	<a href="#">Half Hollow Hills East</a> (Dix Hills, NY)	46.35	RF	13	268	<a href="#">Chesapeake</a> (Pasadena, MD)	47.44	OX	3	
					269	<a href="#">Souderton</a> (Souderton, PA)	47.61	XB	26	
					270	<a href="#">West Milford</a> (West Milford, NJ)	47.77	YV	30	
242	<a href="#">Lafayette</a> (Brooklyn, NY)	46.35	SN	15	271	<a href="#">Plymouth-Whitemarsh Meeting</a> (Plymouth Meeting, PA)	47.94	VO	21	
					272	<a href="#">St. Raymond</a> (Bronx, NY)	48.52	WP	25	
243	<a href="#">St. Joseph's Prep</a> (Philadelphia, PA)	46.36	WM	23	273	<a href="#">East Meadow</a> (East Meadow, NY)	48.85	QE	8	
244	<a href="#">Unionville</a> (Kennett Square, PA)	46.41	YE	31	274	<a href="#">Clarkstown South</a> (West Nyack, NY)	48.91	PD	5	
245	<a href="#">Brandywine</a> (Wilmington, DE)	46.43	NW	3	275	<a href="#">Morristown</a> (Morristown, NJ)	49.33	TY	16	
					276	<a href="#">Kearny</a> (Kearny, NJ)	50.93	SC	15	
					277	<a href="#">Syosset</a> (Syosset, NY)	53.01	XP	26	
246	<a href="#">John F. Kennedy</a> (Bronx, NY)	46.45	SF	15		<a href="#">Salem</a> (Virginia Beach, VA)	DQ ()	WQ	25	
247	<a href="#">Middletown North</a> (Middletown, NJ)	46.47	TM	16		<a href="#">Jamaica College</a> (Kingston 6, JAM)	DQ (43.12)	Rushane Perkins, Kavean Smith, Nathaniel Blake-Mitchell, Adrian Fisher	RY	23
248	<a href="#">Archbishop Molloy</a> (Briarwood, NY)	46.47	NF	1		<a href="#">Sayreville War Memorial</a> (Parlin, NJ)	DQ (44.68)		WT	23
249	<a href="#">Sherwood</a> (Sandy Spring, MD)	46.50	XA	33		<a href="#">Abington</a> (Abington, PA)	DQ (44.83)		NB	9
250	<a href="#">Roosevelt</a> (Yonkers, NY)	46.52	WC	26		<a href="#">Eastside</a> (Paterson, NJ)	DQ (46.24)	Terrell Thomas, Messiah Quinones, Michael Hillary, Latimere Campbell	QG	7
251	<a href="#">Bergen Catholic</a> (Oradell, NJ)	46.64	NN	1		<a href="#">Marlboro</a> (Marlboro, NJ)	DQ (47.61)		TE	17
252	<a href="#">Barringer</a> (Newark, NJ)	46.64	NJ	2		<a href="#">John F. Kennedy</a> (Silver Spring, MD)	DNF		SE	14
253	<a href="#">Thomas Stone</a> (Waldorf, MD)	46.66	XL	28		<a href="#">Lower Merion</a> (Ardmore, PA)	DNF		SZ	16
254	<a href="#">West Side</a> (Newark, NJ)	46.66	YY	29		<a href="#">Taft Educational</a> (Bronx, NY)	DNF		XQ	27
						<a href="#">Tenafly</a> (Tenafly, NJ)	DNF		XS	27
255	<a href="#">Connetquot</a> (Bohemia, NY)	46.70	PK	7		<a href="#">Bensalem</a> (Bensalem, PA)	DNF		NM	31
						<a href="#">Hunterdon Central</a> (Flemington, NJ)	DNF		RU	12
256	<a href="#">Seneca</a> (Tabernacle, NJ)	46.72	WV	25	Heat 1					
257	<a href="#">Brick Township</a> (Brick, NJ)	46.79	NY	13	<b>PL</b>	<b>School/Affiliation</b>	<b>Mark</b>	<b>ID</b>		
258	<a href="#">Cardinal Spellman</a> (Bronx, NY)	46.80	OH	3	1	<a href="#">Cardinal Hayes</a>	43.81	OF		
259	<a href="#">Bayonne</a> (Bayonne, NJ)	46.87	NL	1	2	<a href="#">Caroline County</a>	44.12	OI		
260	<a href="#">Clarence</a> (Clarence, NY)	46.99	PB	4	3	<a href="#">Bridgewater-Raritan</a>	44.82	NZ		
261	<a href="#">Perkiomen Valley</a> (Collegeville, PA)	47.00	VK	23	4	<a href="#">Absegami</a>	45.03	NC		
262	<a href="#">Wilbur Cross</a> (New Haven, CT)	47.04	PO	10	5	<a href="#">Atlantic City</a>	46.02	NH		
263	<a href="#">Xavier</a> (New York, NY)	47.13	ZP	33	6	<a href="#">Archbishop Molloy</a>	46.47	NF		
264	<a href="#">W.W. Plainsboro North</a> (Plainsboro, NJ)	47.14	YZ	30	7	<a href="#">Bergen Catholic</a>	46.64	NN		
265	<a href="#">Loyola Blakefield</a> (Baltimore, MD)	47.17	TA	17	8	<a href="#">Bayonne</a>	46.87	NL		
					Heat 2					
					<b>PL</b>	<b>School/Affiliation</b>	<b>Mark</b>	<b>ID</b>		
					1	<a href="#">Calabar</a>	41.22	OC		
					2	<a href="#">Chester</a>	43.33	OY		
266	<a href="#">Canarsie</a> (Brooklyn, NY)	47.19	OE	4	3	<a href="#">Central</a>	43.66	OJ		
					4	<a href="#">Central York</a>	43.93	OP		
					5	<a href="#">Bladensburg</a>	44.15	NS		

6	<a href="#">Broadneck</a>	44.53	OA
7	<a href="#">Central Bucks West</a>	44.74	OM
8	<a href="#">Camden County Tech</a>	45.74	OD
9	<a href="#">Barringer</a>	46.64	NJ

## Heat 3

PL	School/Affiliation	Mark	ID
1	<a href="#">Boys &amp; Girls</a>	43.75	NV
2	<a href="#">DeWitt Clinton</a>	43.88	PE
3	<a href="#">Annapolis</a>	44.05	NE
4	<a href="#">Central Dauphin East</a>	44.14	ON
5	<a href="#">Delcastle Tech</a>	44.33	PS
6	<a href="#">Louis E. Dieruff</a>	45.16	PW
7	<a href="#">Brandywine</a>	46.43	NW
8	<a href="#">Cardinal Spellman</a>	46.80	OH
9	<a href="#">Chesapeake</a>	47.44	OX

## Heat 4

PL	School/Affiliation	Mark	ID
1	<a href="#">DeMatha Catholic</a>	41.99	PT
2	<a href="#">Central Bucks South</a>	42.60	OL
3	<a href="#">Clarksburg</a>	44.25	PC
4	<a href="#">Council Rock South</a>	44.28	PM
5	<a href="#">Bay Shore</a>	44.47	NK
6	<a href="#">Brentwood</a>	44.79	NX
7	<a href="#">Cherry Hill West</a>	45.60	OW
8	<a href="#">Clarence</a>	46.99	PB
9	<a href="#">Canarsie</a>	47.19	OE

## Heat 5

PL	School/Affiliation	Mark	ID
1	<a href="#">Altoona Area</a>	42.61	ND
2	<a href="#">Danbury</a>	43.62	PR
3	<a href="#">Don Bosco Prep</a>	43.79	PX
4	<a href="#">Cumberland Valley</a>	44.14	PP
5	<a href="#">Colonie Central</a>	44.23	PH
6	<a href="#">Bowie</a>	44.38	NT
7	<a href="#">Central Regional</a>	45.51	OO
8	<a href="#">Curtis</a>	45.61	PQ
9	<a href="#">Clarkstown South</a>	48.91	PD

## Heat 6

PL	School/Affiliation	Mark	ID
1	<a href="#">Conestoga</a>	42.78	PJ
2	<a href="#">Council Rock North</a>	43.63	PN
3	<a href="#">DuVal</a>	43.92	QC
4	<a href="#">Downingtown East</a>	44.20	PZ
5	<a href="#">Bishop McNamara</a>	44.25	NR
6	<a href="#">Cherokee</a>	44.85	OU
7	<a href="#">Samuel Fels</a>	45.17	QO
8	<a href="#">Winston Churchill</a>	45.19	PA
9	<a href="#">Friendly</a>	45.62	QT

## Heat 7

PL	School/Affiliation	Mark	ID
1	<a href="#">Elizabeth</a>	44.47	QJ
2	<a href="#">Aberdeen</a>	44.59	NA
3	<a href="#">Germantown</a>	44.78	QX
4	<a href="#">C.H. Flowers</a>	44.80	QP
5	<a href="#">Garnet Valley</a>	45.25	QV
6	<a href="#">Bishop Hendricken</a>	45.89	NQ

7	<a href="#">William Dickinson</a>	45.96	PV
8	<a href="#">Connetquot</a>	46.70	PK
	<a href="#">Eastside</a>	DQ (46.24)	QG

## Heat 8

PL	School/Affiliation	Mark	ID
1	<a href="#">East Brunswick</a>	43.14	QD
2	<a href="#">Cheltenham</a>	43.37	OT
3	<a href="#">Father Judge</a>	43.51	QN
4	<a href="#">Freehold Township</a>	43.52	QS
5	<a href="#">Franklin Township</a>	43.77	QR
6	<a href="#">Arundel</a>	44.25	NG
7	<a href="#">Thomas Edison</a>	45.13	QH
8	<a href="#">East Meadow</a>	48.85	QE

## Heat 9

PL	School/Affiliation	Mark	ID
1	<a href="#">Erasmus Hall</a>	43.56	QK
2	<a href="#">Edison Tech</a>	43.60	QI
3	<a href="#">Fairfax</a>	43.74	QM
4	<a href="#">Gaithersburg</a>	44.14	QU
5	<a href="#">Dulaney</a>	44.41	QB
6	<a href="#">Gates Chili</a>	44.94	QW
7	<a href="#">Christian Brothers (NJ)</a>	45.96	OZ
8	<a href="#">Fordham Prep</a>	46.14	QQ
	<a href="#">Abington</a>	DQ (44.83)	NB

## Heat 10

PL	School/Affiliation	Mark	ID
1	<a href="#">Gonzaga</a>	42.95	RB
2	<a href="#">Cardinal O'Hara</a>	43.27	OG
3	<a href="#">Coatesville</a>	44.20	PF
4	<a href="#">Cherry Hill East</a>	44.60	OV
5	<a href="#">Manheim Township</a>	45.12	TD
6	<a href="#">Boyertown</a>	45.16	NU
7	<a href="#">Hatboro-Horsham</a>	45.95	RM
8	<a href="#">Central Bucks East</a>	46.09	OK
9	<a href="#">Wilbur Cross</a>	47.04	PO

## Heat 11

PL	School/Affiliation	Mark	ID
1	<a href="#">Simon Gratz</a>	44.17	RD
2	<a href="#">Thomas Jefferson</a>	44.46	RZ
3	<a href="#">Dover</a>	44.53	PY
4	<a href="#">Henrico</a>	44.58	RP
5	<a href="#">Chaminade</a>	45.35	OS
6	<a href="#">East Orange</a>	45.36	QF
7	<a href="#">Glen Burnie</a>	45.44	QY
8	<a href="#">Harrisburg</a>	46.08	RL
9	<a href="#">Hackensack</a>	46.20	RE

## Heat 12

PL	School/Affiliation	Mark	ID
1	<a href="#">Half Hollow Hills West</a>	43.54	RG
2	<a href="#">Centreville</a>	44.02	OQ
3	<a href="#">Glen Mills</a>	44.46	QZ
4	<a href="#">Hamilton East-Steinert</a>	44.90	RH
5	<a href="#">Howard</a>	45.27	RT
6	<a href="#">Avon Grove</a>	46.28	NI

7	<a href="#">William E. Grady</a>	46.29	RC	(47.61)
	<a href="#">Hunterdon Central</a>	DNF	RU	

## Heat 13

PL	School/Affiliation	Mark	ID
1	<a href="#">Exeter Township</a>	43.74	QL
2	<a href="#">Downingtown West</a>	43.83	QA
3	<a href="#">Hempfield</a>	44.15	RO
4	<a href="#">Colonia</a>	44.63	PG
5	<a href="#">Hamilton West</a>	45.19	RI
6	<a href="#">Hillsborough</a>	45.21	RR
7	<a href="#">Haverford</a>	45.84	RN
8	<a href="#">Half Hollow Hills East</a>	46.35	RF
9	<a href="#">Brick Township</a>	46.79	NY

## Heat 14

PL	School/Affiliation	Mark	ID
1	<a href="#">Landstown</a>	42.94	SQ
2	<a href="#">Lackey</a>	44.33	SM
3	<a href="#">Kings Fork</a>	44.46	SH
4	<a href="#">Gov. Johnson</a>	44.56	SB
5	<a href="#">Lenape</a>	44.72	SU
6	<a href="#">Lakeland/Panas</a>	44.79	SP
7	<a href="#">Lawrence</a>	45.69	SS
8	<a href="#">Lake Braddock</a>	47.26	SO
	<a href="#">John F. Kennedy</a>	DNF	SE

## Heat 15

PL	School/Affiliation	Mark	ID
1	<a href="#">Long Beach Poly</a>	41.39	SX
2	<a href="#">Knightdale</a>	43.61	SK
3	<a href="#">Walter Johnson</a>	45.22	SA
4	<a href="#">Kingsway Regional</a>	45.83	SJ
5	<a href="#">Lehman</a>	46.25	ST
6	<a href="#">Kellenberg Memorial</a>	46.28	SD
7	<a href="#">Lafayette</a>	46.35	SN
8	<a href="#">John F. Kennedy</a>	46.45	SF
9	<a href="#">Kearny</a>	50.93	SC

## Heat 16

PL	School/Affiliation	Mark	ID
1	<a href="#">Douglas MacArthur</a>	44.15	TB
2	<a href="#">Linganore</a>	44.23	SW
3	<a href="#">Richard Montgomery</a>	44.30	TW
4	<a href="#">Massapequa</a>	45.48	TF
5	<a href="#">La Salle College</a>	46.02	SL
6	<a href="#">Middletown North</a>	46.47	TM
7	<a href="#">Morristown</a>	49.33	TY
	<a href="#">Lower Merion</a>	DNF	SZ

## Heat 17

PL	School/Affiliation	Mark	ID
1	<a href="#">Middletown</a>	43.94	TL
2	<a href="#">Montgomery Township</a>	44.04	TV
3	<a href="#">Meade</a>	44.45	TI
4	<a href="#">Monsignor Bonner</a>	44.61	TS
5	<a href="#">Mount Hebron</a>	45.02	TZ
6	<a href="#">Milford Mill</a>	45.31	TO
7	<a href="#">Morris Hills</a>	46.21	TX
8	<a href="#">Loyola Blakefield</a>	47.17	TA
	<a href="#">Marlboro</a>	DQ	TE

## Heat 18

PL	School/Affiliation	Mark	ID
1	<a href="#">Mount St. Michael</a>	43.12	UC
2	<a href="#">Northeast</a>	43.22	UP
3	<a href="#">North County</a>	43.70	UL
4	<a href="#">Millville</a>	43.96	TP
5	<a href="#">Mount Olive</a>	44.09	UA
6	<a href="#">James Madison</a>	44.18	TC
7	<a href="#">J.P. McCaskey</a>	44.60	TG
8	<a href="#">Methacton</a>	45.08	TK
9	<a href="#">New Rochelle</a>	45.48	UF

## Heat 19

PL	School/Affiliation	Mark	ID
1	<a href="#">Norristown</a>	42.82	UI
2	<a href="#">Midwood</a>	43.01	TN
3	<a href="#">Neshaminy</a>	43.09	UE
4	<a href="#">Mount St. Joseph</a>	43.71	UB
5	<a href="#">Oakcrest</a>	43.91	UU
6	<a href="#">North Point</a>	44.37	UN
7	<a href="#">Northwestern</a>	44.43	US
8	<a href="#">Northern</a>	45.87	UQ
9	<a href="#">Menchville</a>	46.04	TJ

## Heat 20

PL	School/Affiliation	Mark	ID
1	<a href="#">Mount Vernon</a>	42.80	UD
2	<a href="#">Old Mill</a>	43.35	UX
3	<a href="#">Old Bridge</a>	43.46	UW
4	<a href="#">Paint Branch</a>	43.92	VB
5	<a href="#">North Rockland</a>	44.13	UO
6	<a href="#">Osborn Park</a>	44.48	UY
7	<a href="#">Newark</a>	45.06	UG
8	<a href="#">Quince Orchard</a>	45.31	VQ
9	<a href="#">William Penn</a>	45.75	VG

## Heat 21

PL	School/Affiliation	Mark	ID
1	<a href="#">Pennsauken</a>	43.91	VJ
2	<a href="#">North Penn</a>	44.05	UM
3	<a href="#">Reservoir</a>	44.06	VU
4	<a href="#">Park View</a>	44.25	VD
5	<a href="#">Reading</a>	44.26	VS
6	<a href="#">Robinson</a>	44.28	VZ
7	<a href="#">Piscataway</a>	44.74	VN
8	<a href="#">Northwest</a>	45.72	UR
9	<a href="#">Plymouth-Whitemarsh</a>	47.94	VO

## Heat 22

PL	School/Affiliation	Mark	ID
1	<a href="#">Rio Mesa</a>	41.79	VY
2	<a href="#">Penn Wood</a>	43.24	VH
3	<a href="#">Phoebus</a>	43.31	VL
4	<a href="#">Parkland</a>	43.46	VE
5	<a href="#">Randolph</a>	44.12	VR
6	<a href="#">Quakertown</a>	44.30	VP
7	<a href="#">Monroe-Woodbury</a>	45.32	TR
8	<a href="#">Paramus Catholic</a>	45.65	VC
9	<a href="#">Samuel Gompers</a>	46.07	RA

## Heat 23

PL	School/Affiliation	Mark	ID
1	<a href="#">Longwood</a>	43.42	SY
2	<a href="#">Columbia</a>	43.75	PI
3	<a href="#">Red Lion</a>	44.35	VT
4	<a href="#">Pennridge</a>	45.18	VI
5	<a href="#">Pine Bush</a>	45.35	VM
6	<a href="#">St. Joseph's Prep</a>	46.36	WM
7	<a href="#">Perkiomen Valley</a>	47.00	VK
	<a href="#">Jamaica College</a>	DQ (43.12)	RY
	<a href="#">Sayreville War Memorial</a>	DQ (44.68)	WT

## Heat 24

PL	School/Affiliation	Mark	ID
1	<a href="#">St. George's</a>	41.71	WI
2	<a href="#">Newburgh Free</a>	43.22	UH
3	<a href="#">St. John the Baptist</a>	43.46	WJ
4	<a href="#">St. John's Preparatory School</a>	44.90	WL
5	<a href="#">Shaker</a>	45.18	WX
6	<a href="#">McLean</a>	45.36	TH
7	<a href="#">St. John's Prep</a>	45.50	WK
8	<a href="#">Roman Catholic</a>	45.66	WB
9	<a href="#">Roxborough</a>	46.19	WE

## Heat 25

PL	School/Affiliation	Mark	ID
1	<a href="#">Anatol Rodgers</a>	43.66	WA
2	<a href="#">St. Peter's</a>	45.20	WN
3	<a href="#">Salesianum</a>	45.27	WR
4	<a href="#">St. Anthony's</a>	45.60	WF
5	<a href="#">St. Augustine Prep</a>	45.66	WG
6	<a href="#">Overbrook</a>	46.14	UZ
7	<a href="#">Seneca</a>	46.72	WV
8	<a href="#">St. Raymond</a>	48.52	WP
	<a href="#">Salem</a>	DQ ()	WQ

## Heat 26

PL	School/Affiliation	Mark	ID
1	<a href="#">Junipero Serra</a>	41.77	WW
2	<a href="#">Sheepshead Bay</a>	42.94	WY
3	<a href="#">Eleanor Roosevelt</a>	43.55	WD
4	<a href="#">St. Peter's Prep</a>	43.60	WO
5	<a href="#">Toms River South</a>	44.46	XW
6	<a href="#">Shenendehowa</a>	45.32	WZ
7	<a href="#">Roosevelt</a>	46.52	WC
8	<a href="#">Souderton</a>	47.61	XB
9	<a href="#">Syosset</a>	53.01	XP

## Heat 27

PL	School/Affiliation	Mark	ID
1	<a href="#">Suitland</a>	42.70	XO
2	<a href="#">Chambersburg</a>	43.88	OR
3	<a href="#">Harry S Truman</a>	44.06	XZ
4	<a href="#">State College</a>	44.58	XK
5	<a href="#">Southern Regional</a>	44.63	XH
6	<a href="#">South Shore</a>	45.12	XF
7	<a href="#">South River</a>	46.09	XE
	<a href="#">Taft Educational</a>	DNF	XQ

[Tenafly](#)

DNF XS

## Heat 28

PL	School/Affiliation	Mark	ID
1	<a href="#">Teaneck</a>	42.84	XR
2	<a href="#">Timber Creek</a>	43.04	XU
3	<a href="#">Spring-Ford</a>	43.50	XI
4	<a href="#">William Tennent</a>	44.41	XT
5	<a href="#">South Lakes</a>	44.53	XD
6	<a href="#">South Brunswick</a>	44.80	XC
7	<a href="#">South Western</a>	45.98	XG
8	<a href="#">Toms River North</a>	46.15	XV
9	<a href="#">Thomas Stone</a>	46.66	XL

## Heat 29

PL	School/Affiliation	Mark	ID
1	<a href="#">Springfield Gardens</a>	43.45	XJ
2	<a href="#">Vineland</a>	43.80	YJ
3	<a href="#">Upper Darby</a>	43.98	YF
4	<a href="#">Suffern</a>	44.83	XN
5	<a href="#">George Washington</a>	44.85	YN
6	<a href="#">Washingtonville</a>	45.27	YP
7	<a href="#">Weaver</a>	45.90	YR
8	<a href="#">Watchung Hills Regional</a>	46.29	YQ
9	<a href="#">West Side</a>	46.66	YY

## Heat 30

PL	School/Affiliation	Mark	ID
1	<a href="#">West Orange</a>	43.57	YW
2	<a href="#">Union</a>	43.84	YC
3	<a href="#">Uniondale</a>	43.99	YD
4	<a href="#">Harry S Truman</a>	45.30	YA
5	<a href="#">Tuscarora</a>	45.44	YB
6	<a href="#">Paul VI</a>	45.87	VF
7	<a href="#">Upper Dublin</a>	45.96	YG
8	<a href="#">W.W. Plainsboro North</a>	47.14	YZ
9	<a href="#">West Milford</a>	47.77	YV

## Heat 31

PL	School/Affiliation	Mark	ID
1	<a href="#">Wise</a>	43.30	ZI
2	<a href="#">Western Branch</a>	43.42	ZA
3	<a href="#">Westfield</a>	43.74	ZC
4	<a href="#">Washington Township</a>	44.59	YO
5	<a href="#">Upper Perkiomen</a>	44.64	YH
6	<a href="#">West Chester East</a>	45.67	YU
7	<a href="#">Warwick Valley</a>	46.10	YM
8	<a href="#">Unionville</a>	46.41	YE
	<a href="#">Bensalem</a>	DNF	NM

## Heat 32

PL	School/Affiliation	Mark	ID
1	<a href="#">Wolmer's Boys</a>	40.47	ZK
2	<a href="#">Winslow</a>	44.34	ZH
3	<a href="#">Woodbridge</a>	44.47	ZL
4	<a href="#">White Plains</a>	44.85	ZD
5	<a href="#">Wootton</a>	45.07	ZO

## Heat 33

PL	School/Affiliation	Mark	ID
1	<a href="#">Woodside</a>	42.70	ZN

2	<a href="#">Wissahickon</a>	42.90	ZJ
3	<a href="#">Wilson</a>	43.68	ZG
4	<a href="#">Eastern Regional</a>	43.82	ZQ
5	<a href="#">St. Francis Prep</a>	44.18	WH
6	<a href="#">Trenton Central</a>	44.85	XY
7	<a href="#">Woodlawn</a>	46.30	ZM
8	<a href="#">Sherwood</a>	46.50	XA
9	<a href="#">Xavier</a>	47.13	ZP

Courtney Muhammad

## High School Boys' Prep School 4x100 Independent

Event 112Friday 12:25 PM

### Records

ER Mercersburg Academy (Pa) 42.2y 1939 Jack Watt, Austin Kellam, Bob Ufer, Paxson Gifford

### Final on Time

PL	School/Affiliation	Mark	Athletes	ID	Sec
1	<a href="#">St. Christopher's</a> (Richmond, VA)	48.69	Hiter Harris, Doug James, Miles Jackson, James Dunivan	C	1
2	<a href="#">Hill School</a> (Pottstown, PA)	49.19	Connor McBride, Dante' Astheimer, Chris Troy, Andrew Donald	J	1
3	<a href="#">Young America Works</a> (Washington, DC)	49.60	Andre Mitchell, Tavon Makie, Jometrick King, Josiah King	F	1
4	<a href="#">Army Prep</a> (Fort Monmouth, NJ)	49.97	Garrett Jordan, Ejay Tucker, Patrick Flowers, Derrick Akins	A	1
5	<a href="#">Stonebridge School</a> (Chesapeake, VA)	54.34	Rex Hill, Aaron Moore, Sean Mitchell, Joshua Chamberlin	G	1
6	<a href="#">Mercy Vocational</a> (Philadelphia, PA)	55.67	William Watts, Stewart Wanser, Nik Stahl, Nyseem Smith	I	1

## Masters Men's 4x100 40 and older

Event 113Friday 12:27 PM

### Results

PL	School/Affiliation	Mark	Athletes	ID
1	Southwest Sprinters TC A	43.92	Trent Hagler , Robert Thomas, David Jones, Reggie Pendland	A
2	Maryland Masters	44.93	Jeff Gold, Lonnie Hooker, Daniel Will, David Knight	D
3	Southwest Sprinters TC B	46.18	Eric Prince, Ron Potocnik , Marcus Shute , Tony Echeandia	C
4	Houston Elite	47.36	Horace Grant, Damon Blakemore, Horace Grant, Ron Johnson	E
5	DC Capitol TC A	49.20	Brian Freeman, Crai E-Amin, Donald K Bond, Stephen James	F
6	Glenarden Masters	50.52	Lionel Jackson, Adrian Harrison, Quain Prather, Tyrone Shelby	I
	Quantum All-Stars TC	DQ (45.24)	David Washington, Chris Faulknor, Johnny Speed,	B

## Masters Mixed 4x100 50 and older

Event 114Friday 12:30 PM

### Final on Time

PL	School/Affiliation	Mark	Athletes	ID	Sec
1	Maryland Masters	45.53	Oscar Peyton, Thomas Jones, Clifton Quarrie, Karl Smith	D	1
2	Houston Elite TC	46.53	Greg Pizza, Charles Allie, Rick Riddle, Bill Collins	B	1
3	Mass Velocity TC A	47.71	Tom Gillen, Steve Show, Dave Neumann, Greg McBride	E	1
4	Sprint Force America B	48.48	Alston Brown, Ed Gonera, Archie Glasby, Anthony Searles	C	1
5	Mass Velocity TC C	50.23	Rockdale Hudson, Jeff Elliot, Craig Davis, Rudy Briscoe	H	1
6	Mass Velocity TC B	57.97	Joe Williams, Tucker Taft, Charlie Kelley, Jesse Langley	G	1
	Sprint Force America A	DNF	Lovell Butler, Ben James, James Chinn, Tony Disalvio	A	1

## Masters Mixed 4x100 60 and older

Event 115Friday 12:32 PM

Athena TC set a new American Women's Masters club record

### Results













































PL	School/Affiliation	Mark	Athletes	ID
1	Glenarden Masters	51.09	Melvin Fields, Tyrone Brown, Michael McDaniels, Kendrick Smith	A
2	Mass Velocity TC A	52.12	Lee Hess, Roger Pierce, Sam Hall, Bill Tharpe	C
3	Tendinitis TC	52.93	Dennis Pelkey, Bob Davis, William Overby, Dominick Rappazzo	D
4	Athena TC	52.95	Terri Rath, Charmaine Roberts, Kathleen Shook, Maryline Roux	E
5	Garden State AC	55.73	Jeff Horick , Glenn Schmehl, Fred Edelstein, Paul Henry	F
6	Team Ohio	57.28	Mel Brook, Lloyd Hathcock, Norman Thomas, Allen Huff	B
7	Long Island Assoc.	57.41	Rich Hansen, Rick Lapp, Dave Malloy, Lloyd Nadel	G
8	Philadelphia Masters	59.12		J
9	Philadelphia Masters M70	67.59	Bill Brown, Bruce Gilbert, Richard Dillon, Burr Daly	I

## College Men's 4x100 (Heats)

Event 116Friday 12:35 PM

Eight fastest teams from events #116 qualify for Championship Final, Event #228 (Saturday, 1:25 pm). Next eight fastest IC4A teams qualify for IC4A Final, Event #227 (Saturday, 1:22 pm). Next eight fastest teams qualify for College Final, Event #226 (Saturday, 1:20 pm).

## Ranked List

PL	School/Affiliation	Mark	Athletes	ID	Heat					
									Christopher Cox	
						22	 <a href="#">East Stroudsburg</a>	41.43	Asher Ashfield, Ian Melhorn, Chris Reddick, Andrew McCloskey	CP 7
1	 <a href="#">Texas A&amp;M</a>	39.37	Tran Howell, Gerald Phiri, Demetrius Pinder, Curtis Mitchell	AA	1				Marcus Ferguson, Phil Ferguson, Lorenzo Brazzell, Aaron Dobson	CC 5
2	 <a href="#">Florida</a>	39.88	Chris Rainey, Jeremy Hall, Terrell Wilks, Jeff Demps	AB	2					
3	 <a href="#">UMES</a>	40.19	Thomas Keane-Dawes, Allodin Fothergill, Damian Miles, Akheem Gauntlett	AO	4				Greg Franklin, Curtis King, Robert Carter, Philip Tanner	CA 2
4	 <a href="#">TCU</a>	40.24	Skye Dawson, Charles Silmon, Mychal Dungey, Mark Barnes	AD	4				Chris Vaughn, Kind Butler, Wil Glover, Devin Pipkin	CQ 8
5	 <a href="#">UTech</a>	40.36	Nicholas Watson, Jacques Harvey, Andre Wellington, Kimmari Roach	AC	3				Desmond Jackson, Ramon Sparks, Kevin Johnson, Jordan Geary	CH 7
6	 <a href="#">Kentucky</a>	40.39	Alex Williams, Rondel Sorrillo, Kwasi Obeng, Sean Lange	AR	2				Caleb Cross, Alain Bailey, LaShawn Butler, Hunter Bourke	AW 5
7	 <a href="#">Miami (Fla)</a>	40.40	Cory Nelms, DeMarcus VanDyke, Travis Benjamin, Lamar Miller	CG	3				Daniel Harris, Ezekiel Porter, Christopher Davis, Brian Smith	BD 1
8	 <a href="#">LSU</a>	40.44	Jerel Hill, Will Coppage, Gabriel Mvumvure, Johnathan Johnson	AF	5				Roderick Spruel, Andre Washington, Oronde Vassell, Jacey Bailey	AZ 6
9	 <a href="#">South Carolina</a>	40.47	Quentin Moore, Antonio Sales, Andre Carter, Obakeng Ngwigwa	AK	6				Jacues Caldwell, Marcellus Hobbs, Tony Baffour, Tone Belt	CD 4
10	 <a href="#">North Carolina A&amp;T</a>	40.58		CM	7				Jake Rachiele, Germain Smith, Earnest Waters, Taylor Chaney	CT 8
11	 <a href="#">Mississippi State</a>	40.62	Justin Christian, Deangelo Cherry, Gerron Hendricks, O'Neal Wilder	AG	4				Alfred McDaniel, Domonick Sylve, Brian Austin, Brian Cobbs	BB 2
12	 <a href="#">Nebraska</a>	40.70	Scott Wims, Lukas Hulett, Dan Christensen, Dax Danns	AP	3				Christian Cox, Sherman Goree, Charles Waugh, Charles Allen	BJ 2
13	 <a href="#">Hampton</a>	40.84	Justin Battle, Aaron Anderson, Devon Brown, Reggie Dixon	AM	6				Victor Chin, Matt Habermehl, Jermaine Felix, Dennison Long	CW 10
14	 <a href="#">Georgetown</a>	41.05	Sean Suber, Kenny Mitchell, Christian Tobias, Kadeem Hunter	AV	2				Andy Haupt, Dustin Ross, Jesse Fuca, Cazal Arnett	DK 5
15	 <a href="#">Union Ky</a>	41.06	Marekus Smith, James Fowler, Armond Smith, Santraz Andrews	BP	2				Clayton Leak, Aaron Chatmon, Daniel Ross, Michael Westbrook	CS 8
16	 <a href="#">St. Augustine's</a>	41.11	Sean Stuart, Josh Scott, Richard Boone, Ramon Gittens	AX	1				Reynolds Holmes, Marty Evans, Chris Stanley, Matt Bieszard	DB 5
17	 <a href="#">Norfolk State</a>	41.19	Ramaan Ansley, Marquis Holston, Quinten Walker, Thomas Speller	BY	2				Tashaun Hill, Antony Hobwana, Idris Kasumu, Samuel Perkins	BN 4
18	 <a href="#">Wheaton</a>	41.28	Mark Cimino, Merzudin Ibric, Cailean Robinson, Raiyan Banaji	BC	1				Jesse Ramirez, Curtis Smithey, Greg Schaible, Lyndon Johnson	DE 5
19	 <a href="#">Western Kentucky</a>	41.30	Dante Sales, Gavin Smellie, Andre Wise, Tory Womack	AN	5				Zachary Krupka, Geoff Navarro, Jason Kelsey, Chris Taiwo	CY 9
20	 <a href="#">Temple</a>	41.40	Miles Dryden, Tim Boeni, Daniel Lynch, Emmanuel Freeland	BA	1				Shawn Smith, Leighon Johnson, Josh Bacon, Matt Houser	CZ 9
21	 <a href="#">Seton Hall</a>	41.41	Sean Schnarr, Antonio Reynolds, Carl Smith,	CO	7				Michael Price, Jonathan Woodson, Tommy Singletary, Connell Davis	BX 3
						42	 <a href="#">Texas A&amp;M Kingsville</a>	42.52	Antonial Marshall, Mario Briscoe, Austin Lewis,	CE 6
						23	 <a href="#">Akron</a>	41.46		
						24	 <a href="#">Middle Tennessee</a>	41.58		
						25	 <a href="#">Indiana</a>	41.62		
						26	 <a href="#">Abilene Christian</a>	41.64		
						27	 <a href="#">Arkansas</a>	41.69		
						28	 <a href="#">Buffalo</a>	41.70		
						29	 <a href="#">Liberty</a>	41.73		
						30	 <a href="#">Louisville</a>	41.74		
						31	 <a href="#">Albany</a>	41.76		
						32	 <a href="#">Army</a>	41.86		
						33	 <a href="#">New Jersey City</a>	41.96		
						34	 <a href="#">Florida International</a>	41.98		
						35	 <a href="#">Binghamton</a>	42.02		
						36	 <a href="#">Virginia State</a>	42.09		
						37	 <a href="#">Yale</a>	42.22		
						38	 <a href="#">Pittsburgh</a>	42.23		
						39	 <a href="#">Findlay</a>	42.30		
						40	 <a href="#">Monmouth</a>	42.39		
						41	 <a href="#">West Chester</a>	42.42		
						42	 <a href="#">Texas A&amp;M Kingsville</a>	42.52		
						43	 <a href="#">East Carolina</a>	42.53		





DNF Michael Brown, Patrick Foley, Alan Hill, Tim Carey CU 9



[Rutgers/Newark](#)

DNF Nnaemeka Ibeh, Kevon Brown, Shariff Stubbs, Justin Booker DC 4

Heat 1

PL	School/Affiliation	Mark	ID
1	<a href="#">Texas A&amp;M</a>	39.37	AA
2	<a href="#">St. Augustine's</a>	41.11	AX
3	<a href="#">Wheaton</a>	41.28	BC
4	<a href="#">Temple</a>	41.40	BA
5	<a href="#">Buffalo</a>	41.70	BD
6	<a href="#">Ramapo</a>	42.83	BE
7	<a href="#">Central State</a>	43.34	BL
8	<a href="#">G.C. Foster</a>	43.47	AT
	<a href="#">Texas</a>	DQ (41.57)	AS

Heat 2

PL	School/Affiliation	Mark	ID
1	<a href="#">Florida</a>	39.88	AB
2	<a href="#">Kentucky</a>	40.39	AR
3	<a href="#">Georgetown</a>	41.05	AV
4	<a href="#">Union Ky</a>	41.06	BP
5	<a href="#">Norfolk State</a>	41.19	BY
6	<a href="#">Middle Tennessee</a>	41.58	CA
7	<a href="#">Army</a>	41.86	BB
8	<a href="#">New Jersey City</a>	41.96	BJ
9	<a href="#">Kentucky State</a>	42.56	BQ

Heat 3

PL	School/Affiliation	Mark	ID
1	<a href="#">UTech</a>	40.36	AC
2	<a href="#">Miami (Fla)</a>	40.40	CG
3	<a href="#">Nebraska</a>	40.70	AP
4	<a href="#">Texas A&amp;M Kingsville</a>	42.52	BX
5	<a href="#">Morgan State</a>	42.53	CB
6	<a href="#">Kingsborough CC</a>	42.54	BV
7	<a href="#">Dartmouth</a>	42.80	BS
8	<a href="#">Ithaca</a>	46.88	BW
	<a href="#">Cornell</a>	DNF	CR

Heat 4

PL	School/Affiliation	Mark	ID
1	<a href="#">UMES</a>	40.19	AO
2	<a href="#">TCU</a>	40.24	AD
3	<a href="#">Mississippi State</a>	40.62	AG
4	<a href="#">Louisville</a>	41.74	CD
5	<a href="#">Pittsburgh</a>	42.23	BN
6	<a href="#">Kean</a>	42.75	DA
7	<a href="#">Navy</a>	42.93	DP
8	<a href="#">Ursinus</a>	43.01	DU
	<a href="#">Rutgers/Newark</a>	DNF	DC

Heat 5

PL	School/Affiliation	Mark	ID
1	<a href="#">LSU</a>	40.44	AF
2	<a href="#">Western Kentucky</a>	41.30	AN
3	<a href="#">Akron</a>	41.46	CC
4	<a href="#">Arkansas</a>	41.69	AW

5	<a href="#">Binghamton</a>	42.02	DK
6	<a href="#">Yale</a>	42.22	DB
7	<a href="#">Findlay</a>	42.30	DE
8	<a href="#">AIC</a>	42.67	DL
9	<a href="#">Mount St. Mary's</a>	42.88	DO

Heat 6

PL	School/Affiliation	Mark	ID
1	<a href="#">South Carolina</a>	40.47	AK
2	<a href="#">Hampton</a>	40.84	AM
3	<a href="#">Liberty</a>	41.73	AZ
4	<a href="#">East Carolina</a>	42.53	CE
5	<a href="#">Gwynedd Mercy</a>	42.62	DG
6	<a href="#">Bowie State</a>	42.94	DR
7	<a href="#">Shaw</a>	44.28	DW

Heat 7

PL	School/Affiliation	Mark	ID
1	<a href="#">North Carolina A&amp;T</a>	40.58	CM
2	<a href="#">Seton Hall</a>	41.41	CO
3	<a href="#">East Stroudsburg</a>	41.43	CP
4	<a href="#">Abilene Christian</a>	41.64	CH
5	<a href="#">Detroit Mercy</a>	42.80	DN
6	<a href="#">York</a>	42.96	DJ
7	<a href="#">Boston College</a>	43.24	DF
8	<a href="#">Farmingdale State</a>	43.51	DT
9	<a href="#">Richard Stockton</a>	43.53	DY

Heat 8

PL	School/Affiliation	Mark	ID
1	<a href="#">Indiana</a>	41.62	CQ
2	<a href="#">Albany</a>	41.76	CT
3	<a href="#">Virginia State</a>	42.09	CS
4	<a href="#">Howard CC</a>	42.61	DZ
5	<a href="#">St. Francis (Pa)</a>	42.71	EB
6	<a href="#">Wesley</a>	43.98	EA
7	<a href="#">Medgar Evers</a>	44.53	EM
	<a href="#">Fort Valley</a>	DQ (41.79)	CF
	<a href="#">Rider</a>	DQ (43.90)	ED

Heat 9

PL	School/Affiliation	Mark	ID
1	<a href="#">Monmouth</a>	42.39	CY
2	<a href="#">West Chester</a>	42.42	CZ
3	<a href="#">Vermont</a>	42.89	CX
4	<a href="#">Lehigh</a>	43.29	EJ
5	<a href="#">Utica</a>	44.46	EE
6	<a href="#">Lebanon Valley</a>	44.50	EV
7	<a href="#">Rowan</a>	44.95	EI
	<a href="#">Prince George's CC</a>	DQ (44.99)	EK
	<a href="#">Penn</a>	DNF	CU

Heat 10

PL	School/Affiliation	Mark	ID
1	<a href="#">Florida International</a>	41.98	CW
2	<a href="#">New Haven</a>	43.80	EL
3	<a href="#">Stevens College</a>	44.15	EP
4	<a href="#">Queensborough CC</a>	44.17	EW

5	<a href="#">Lehman</a>	45.48	EU
6	<a href="#">CCNY</a>	45.98	EN
	<a href="#">Fairleigh Dickinson</a>	DQ (43.76)	EG
	<a href="#">St. Rose</a>	DQ (44.65)	EQ

11	<a href="#">Cary</a> (Cary, NC)	9:17.62	Colleen Meenan (2:21.36), Kylie Pearse (2:20.27) Deanna Foshee (2:16.29), Jenna Christensen (2:17.43), Sheridan Jordan (2:20.53), Erin Foshee (2:23.39)
12	<a href="#">North Rockland</a> (Thiells, NY)	9:28.46	Kristen Walsh (2:19.23), Alexis Hatcher (2:23.07), Elizabeth Hekker (2:25.68), Olivia Ohanian (2:20.48)

## High School Girls' 4x800 Championship of America

Event 117Friday 12:55 PM

		Records	
NR	Roosevelt (Greenbelt, Md)	8:43.12	2008 Dominique Lockhart (2:13.0), Amirah Johnson (2:08.6), Brittany Ogunomokun (2:11.9), Tasha Stanley (2:09.6)
PR	Vere Tech (Hayes, Jamaica)	8:37.71	1991 Charmane Howell (2:11.3), Claudine Williams (2:11.1), Janice Turner (2:12.1), Inez Turner (2:03.2)

### Results

PL	School/Affiliation	Mark	Athletes	ID
1	<a href="#">Holmwood Tech</a> (Manchester, JAM)	8:42.49	Lovan Palmer (2:11.77), Petrene Plummer (2:08.78), Monique Thompson (2:12.00), Chris-Ann Gordon (2:09.95)	B
2	<a href="#">Edwin Allen</a> (Clarendon, JAM)	8:47.73	Sharlene Nickle (2:12.50), Desreen Montague (2:16.04), Mackola Joseph (2:12.47), Ristananna Tracey (2:06.72)	A
3	<a href="#">Long Beach Poly</a> (Long Beach, CA)	9:00.72	Arielle Stevenson (2:14.79), Tia Leake (2:14.87), Ne'Ausha Logan (2:14.43), Dynasty Gammage (2:16.63)	C
4	<a href="#">Garden City</a> (Garden City, NY)	9:06.49	Jenna DeAngelo (2:19.95), Taylor Hennig (2:20.19), Michelle Rotondo (2:13.55), Emily Menges (2:12.80)	E
5	<a href="#">Randolph</a> (Randolph, NJ)	9:06.92	Molly Higgins (2:12.12), Natalie Anthony (2:21.12), Victoria Kiss (2:18.49), Joelle Amaral (2:15.19)	F
6	<a href="#">Northwest</a> (Germantown, MD)	9:08.47	Olivia Ekpone (2:15.78), India Knight (2:17.00), Alyssa Henshaw (2:21.24), Britt Eckerstrom (2:14.45)	D
7	<a href="#">Columbia</a> (Maplewood, NJ)	9:11.86	Ty Vonna Johnson (2:12.61), Adebunmi Gbdaebo (2:21.39), Brianna Thomas (2:26.68), Brittney Jackson (2:11.18)	G
8	<a href="#">Ursuline School</a> (New Rochelle, NY)	9:12.52	Kaitlin Mallinson (2:17.52), Shanel Golding (2:19.80), Mary O'Shea (2:21.48), Jackie McCarthy (2:13.74)	H
9	<a href="#">Magnificat</a> (Rocky River, OH)	9:13.14	Erin Riley (2:20.34), Mary Whitmore (2:20.97), Katherine Stultz (2:18.20), Madeline Chambers (2:13.65)	L
10	<a href="#">Kellenberg Memorial</a> (Uniondale, NY)	9:15.13	Juliana Galante (2:22.41), Kim Mackay (2:11.10),	I

### Quotes

Petrene Plummer- 2nd runner for Holwood Tech: Time: 8:42:49

Q: How important was it to get an early lead in the race?

A: "It was very, very important because we knew that our main rival is Edwin. We had to give everything we had in front of them and do our best to be ahead of them."

Q: Did you guys expect the early lead from the start?

A: "Yes, most definitely, because we needed to run hard and come out victorious."

Q: Was this your best Penn Relays so far?









A: "This is my second Penn Relays, this is most likely my best Penn Relays yet."

## College Women's 4x100 Championship of America

Event 118Friday 1:05 PM

		Records	
NR	Texas A&M	42.36	2009 Khrystal Carter, Porscha Lucas, Dominique Duncan, Gabby Mayo
PR	LSU	42.59	2008 Brooklynn Morris, Samantha Henry, Juanita Broaddus, Kelly-Ann Baptiste
FF	LSU	42.59	2008 Brooklynn Morris, Samantha Henry, Juanita Broaddus, Kelly-Ann Baptiste

### Results

PL	School/Affiliation	Mark	Athletes	ID
1	 <a href="#">Texas A&amp;M</a>	43.09	Jeneba Tarmoh, Porscha Lucas, Dominique Duncan, Gabby Mayo	A
2	 <a href="#">LSU</a>	43.30	Samantha Henry, Kimberlyn Duncan, Takeia Pinckney, Kenyanna Wilson	B
3	 <a href="#">UTech</a>	43.66	Stephenie McPherson, Carrie Russell, Anneisha McLaughlin, Judith Riley	C
4	 <a href="#">Auburn</a>	43.88	Shaquela Williams, Joanna Atkins, Shaniqua Ferguson, Nivea Smith	D
5	 <a href="#">Florida State</a>	44.30	Marecia Pemberton, Candyce McGrone, Danielle Jeffrey, Teona Rodgers	E
6	 <a href="#">Oregon</a>	44.42	Mandy White, Amber Purvis, Keshia Baker, Jamesha Youngblood	G
7	 <a href="#">South Carolina</a>	44.61	Lakya Brookins, Shayla Mahan, Gabrielle Glenn, Breehana Jacobs	F
8	 <a href="#">Georgetown</a>	45.03	Sarah Wernik, Tenille Stoudenmire, Nene Kamate, Amanda Kimbers	H

## Quotes

Texas A&M

Name: Jeneba Tormoh

Q: How do you feel about competing here at the Penn Relays?

A: It's actually a pretty good blessing for me. It's a one chance in a lifetime thing that happened to me. I'm so happy to be a part of a strong team like this.

Q: Did you feel that the hand passes were smooth? How would you feel this represented this year?

A: Honestly it's not quite we've been able to do and what we can do. But it's getting better each race we have. I mean, for what it is, it's pretty good.

Q: How do you feel about the atmosphere in terms of turning in the win this year, the crowd size, etc?

A: This is something that's going to prepare most of us for our future. We have a really strong team so we all have to get used this if we want to go pro. I love the atmosphere. It's a great preparation for the rest of my life.

Name: Dominique Duncan

Q: What are your thoughts on being in this venue again and winning another 4x1 title?

A: I didn't do the 4x1 here [last year], I'm a new add to the 4x1 at the Penn Relays. It's really exciting. It's different from the 4x2 that I've run. I'm happy that LSU was in the final...had to get that out.

Q: What was it like when the race tightened up during your exchange with Gabby?

A: It was so different because most times I'm way in front, so being close to somebody and having someone in front of me made my handoff mean something. For it to mean something and for it us to push us forward and the competition, it was exciting.

Name: Portia Lucas

Q: It's always nice to win up here and get a watch. What was it like for you?

A: It was really cool; this is my last year for college here. I'm really excited we could win the 4x1 and I hope we continue to win the relay.

Q: In terms of just having your picture, Bill Cosby being in it, with the coffee and the donut, what was that like?

A: It was really cool, I always get real excited when Bill Cosby comes up and talks to us. I'm just happy we were able get to the podium; get our picture taken with the big plaque and Bill Cosby.

Q: What was like being in this atmosphere again, as a senior, and winning the 4x1?

A: It was fun. The crowd here is great. It always makes the race here more fun and enjoyable.

Name: Gabby Mayo

Q: Thoughts on having that much company with you on the anchor leg.

A: Oh my goodness, once again, we're back to that. I love it. The competition: it makes everybody go faster. It gives it a nice little atmosphere. Everybody loves competition, loves having someone out there with us for a first time. I like it, it's cool. LSU are a good team, and

they always bring it, and we bring it too.

Q: Thoughts on defending title and atmosphere.

A: I'm happy. Atmosphere's great. It gets us ready for nationals. This is our halfway point to nationals. We're happy to be on top at this point.









## College Women's 4x100 College

Event 119Friday 1:10 PM

### Records

ER Texas 44.24 2005 Latashia Kerr, Melaine Walker, Jerrika Chapple, Marshevet Hooker

### Results

PL	School/Affiliation	Mark	Athletes	ID
1	 <a href="#">Houston</a>	44.29	Christie Jones, Whitney Harris, Quinshundolyn McPherson, Grecia Bolton	A
2	 <a href="#">G.C. Foster</a>	45.08	Malika Scott, Anastasia Le-Roy, Audra Segree, Sashane Gayle	E
3	 <a href="#">Clemson</a>	45.19	Michaylin Golladay, Stormy Kendrick, Kristine Scott, Jasmine Edgerson	C
4	 <a href="#">Eastern Michigan</a>	45.30	Ashlee Abraham, ReJeana Maigna, Rosie White, Naomi Andre	D
5	 <a href="#">Tennessee</a>	45.55	Ashley Harris, Ellen Wortham, Martinique Octave, Kia Jackson	G
6	 <a href="#">North Carolina A&amp;T</a>	46.50	Ruth Hunt, Jessica Farr, Jenea McCammon, Krystin Lawson	J
	 <a href="#">Central Florida</a>	DQ (45.89)	Jackie Coward, Sonnisha Williams, Mica Wimberly, Sheila Paul	H
	 <a href="#">Western Kentucky</a>	DNF	Miaie Williams, Kellie Morrison, Sharika Smith, Samantha Smith	B

## College Women's 4x100 ECAC




Event 120Friday 1:12 PM






### Records

ER West Virginia 44.98 2000 Keisha Miller, Tameca Williams, Zane Francis, Staciann Brown

### Results

#### NEW EVENT RECORD

PL	School/Affiliation	Mark	Athletes	ID
1	 <a href="#">UConn</a>	44.94	Phylcia George, Trisha-Ann Hawthorne, Kristen Brown, Mandela Graves-Fulgham	B
2	 <a href="#">Penn State</a>	45.62	Shavon Greaves, Caitlin DeFusco, Aleesha Barber, Doris Anyanwu	C
3	 <a href="#">Pittsburgh</a>	45.65	Ashley Woodford, Da'Lynn Mills, Jonnique Lawrence, Cambrya Jones	F

4	 <a href="#">Seton Hall</a>	45.77	Brittany Smith, Krista Simkins, Janay Mitchell, Jernail Hayes	E
5	 <a href="#">Rutgers</a>	46.12	Pavielli Vega, Asha Ruth, Jamie Walker, Michelle Gomes	D
6	 <a href="#">East Carolina</a>	46.21	Tanisha Glover, Rachel McCallum, Tamara Little, Tiffany Harris	H
7	 <a href="#">Penn</a>	46.56	Renee McDougall, Kali Strother, Paige Madison, Leah Brown	G
8	 <a href="#">Hampton</a>	48.19	Margaret Harris, Francena McCorory, Petrice Richards, Racquel Vassell	A

### Philadelphia Elementary 6th Grade Shuttle Relay

Event 121 Friday 1:00 PM  
Results hand-timed. Times are valid to the tenth.

#### Results

PL	School/Affiliation	Mark	Athletes	ID
1	Harrity	40.20	James Lawton, Shateek Beverly, Semaj Powell, Paul Johnson	1
2	Forrest	40.30	Chase Rescavage, Kyle Camm, Jaleel McKenzie, Nicodemus Madehdou	2
3	Pennypacker	40.40	Ishmael Coleman, Donte Williford, Davier Massey, Tyreek Mathis	3
4	McCloskey	40.50	William Hgbara, Rajae McDermonnt, David Goode, Jamal Cooley	4

### Philadelphia Elementary 5th Grade Shuttle Relay

Event 122 Friday 1:30 PM  
Results hand-timed. Times are valid to the tenth.

#### Results

PL	School/Affiliation	Mark	Athletes	ID
1	Comly	44.00	Johnathan Danhardt, Megan Lackey, Connor Sullivan, Brandon Pridgen	1
2	Pratt	44.40	Stacy Davis, Rahshan Hand, Shakeem Butler, Rahsaan Simpson	2
3	Rowen	44.80	Stefan Coleman, Diamond McDaniels, Sacred Reeves, Myles James	3
4	Webster	44.80	Edwin Concepcion, Essence March, Tyhiem Johnson, Tresjure Johnson	4
5	Blankenburg	44.80	Deandre Hudson, Tymir Scott, Dante Shackelford, Jusica Stanley	5

### Philadelphia Elementary 4th Grade Shuttle Relay

Event 123 Friday 2:00 PM  
Results hand-timed. Times are valid to the tenth.

#### Results

PL	School/Affiliation	Mark	Athletes	ID
1	Birney	46.20	Shakya Faison-Gary, Shaheem McCoy-Minnick, Nydira Gilliam, Nasir McRae-Dixon	1
2	Powel	46.60	Chloe Yanoviak, Basheer Steed, Azzure Linthlanti, Shaelin Nixon	2
3	Patterson	48.10	Aaron Webster, Decountee Yallah, James Baker, Justis Green	3
4	McClure	48.20		4

### Olympic Development Women's 4x100

Event 124 Friday 1:15 PM

#### Final on Time

PL	School/Affiliation	Mark	Athletes	ID	Sec
1	New Horizon TC	46.13	Tanisha Wisdom, Melocia Clarke, Sophia Smellie, Jessica Clarke	A	1
2	The Executives TC	46.18	Peaches Brach, Sheryl Morgan, Shellene Williams, Deserea Brown	B	1
3	Glenarden	47.98	Andria Smallwood, Latisha Moulds, Neesy Sowers, DaMara Parrish	D	1
4	US Elite	48.04	Keishia Thorpe, Treisha Thorpe, Melissa Cohen, Simone Carter	C	1
5	Bronx International Express	49.12	Deiddra Rogers, Chianne Ashman, Deandra Nelson, Ebony Vadon	I	1
6	Musketeers TC	51.55	Eboni Thompson, Jahisa Williams, Katanya Gordon, Trina Daniel	G	1
7	WWS	52.74	Crystelle Khan, Kudzai Gondora, Mufaro Hungwe, Cara Tom	K	1
8	Drexel TC	58.14	Shaquita Grier, Lucille Gasser, Mercy Mbevi, Camille Roberts	J	1

# Olympic Development Men's 4x100

Event 125 Friday 1:20 PM

## Final on Time

PL	School/Affiliation	Mark	Athletes	ID	Sec
1	New Horizon TC A	40.89	Javonnie Gardner, David Dickens, Jerry Harris, Junior Burnett	AB	3
2	The Executives TC A	41.10		AA	1
3	Zenith Velocity B	41.35		AR	1
4	The Executives TC B	41.57		AL	1
5	Zenith Velocity AC A	41.82	Gordon Mckenzie, Edino Steele, Anthony Campbell, Cyrus Wesley	AE	1
6	Sprint Athletics TC	42.10		AJ	1
7	Twister TC A	42.17	Waddle Thampson, Patrick Jarette, Kesrick Frazer, Kurt Watson	AC	1
8	Central Park TC	42.68	Lyndon Walters, Rawle Delisle, Muktar Adebayo, Adrian Cricklow	AG	3
9	WWS A	42.92	Damhen Smith, Tinashe Mutanga, Raphael Chihambakwe, Paul Madrivire	AH	3
10	Musketeers TC B	43.11	Hugh Reid, Kadeem Walsh, Isaiah Phillip, Tafari Bucknor	AF	1
11	WWS B	43.45	Sean Duford, Lyndell Pittman, Nick Dean, Earl Reese-Owens	CA	3
12	Bronx International Express	43.92		AX	1
13	DBSpeed	44.06	James Grant, Colin Donnelly, Matt Swanson, Justyn Williams	BE	2
14	Synergy TC A	44.50		BA	2
15	D.C. Capitol TC B	44.71		AY	1
16	Queensborough TC	46.61	Adrian Davis, Jerry Francois, Laurent mathurin, Odel Morris	BB	2
17	Greater Philadelphia AC	46.89	Wilhelm Lubbe, LaRoi Thompson, Keith Hamilton, Emanuel Martin	BG	3
18	Musketeers TC A	47.14	Chad Charles, Vernon Brown, Alondo McIntyre, Galonn White	BH	3
19	Drexel TC A	47.25	Tom Fone, Andre White, Brian Gibson, Andrew Hyatt	BI	3
20	TNT	47.79	Tony Fulton, Vlrik Exantus, Matthew Crowell, Elroy Thompson	BF	2
21	Drexel TC B	50.24	William Bostic, Evan Higgins, Christopher Grace, Eric Johnson	BK	3
22	Penn Alumni	50.78	Beau Ances, Laecture Coleman, Chico Whitehead, Kelsey Armstrong	AV	2
	Family TC A	DNF	Mark O' Brady, Alfonso Mitchell, Anthony Mio, Willie Black IV	BC	2

### Section 1

PL	School/Affiliation	Mark	ID
1	<a href="#">The Executives Track Club</a>	41.10	AA
2		41.35	AR

3	<a href="#">The Executives Track Club</a>	41.57	AL
4		41.82	AE
5	<a href="#">Sprint Athletics Elite Track Club</a>	42.10	AJ
6		42.17	AC
7	<a href="#">Musketeer</a>	43.11	AF
8		43.92	AX
9	<a href="#">D.C. Capitol T&amp;F Club</a>	44.71	AY

### Section 2

PL	School/Affiliation	Mark	ID
1	<a href="#">Penn Football</a>	44.06	BE
2		44.50	BA
3		46.61	BB
4	<a href="#">TNT</a>	47.79	BF
5	<a href="#">Unattached</a>	50.78	AV
		DNF	BC

### Section 3

PL	School/Affiliation	Mark	ID
1		40.89	AB
2	<a href="#">Nike Central Park Track Club</a>	42.68	AG
3		42.92	AH
4		43.45	CA
5		46.89	BG
6	<a href="#">Musketeer</a>	47.14	BH
7		47.25	BI
8		50.24	BK





# College Women's 4x1500 Championship of America

Event 126 Friday 1:30 PM

## Records

NR Tennessee 17:08.34 2009	Chanelle Price (4:19.5), Phoebe Wright (4:19.0), Rolanda Bell (4:19.6), Sarah Bowman (4:10.2)
AR Tennessee 17:08.34 2009	Chanelle Price (4:19.5), Phoebe Wright (4:19.0), Rolanda Bell (4:19.6), Sarah Bowman (4:10.2)
PR Tennessee 17:08.34 2009	Chanelle Price (4:19.5), Phoebe Wright (4:19.0), Rolanda Bell (4:19.6), Sarah Bowman (4:10.2)
FF Tennessee 17:08.34 2009	Chanelle Price (4:19.5), Phoebe Wright (4:19.0), Rolanda Bell (4:19.6), Sarah Bowman (4:10.2)

## Results

PL	School/Affiliation	Mark	Athletes	ID
1	 <a href="#">Tennessee</a>	17:14.91	Chanelle Price (4:20.7), Jackie Areson (4:18.3), Brittany Sheffey (4:18.6), Phoebe Wright (4:17.3)	A
2	 <a href="#">Villanova</a>	17:15.41	Ellen Dougherty (4:21.5), Nicole Schappert (4:17.7), Bogdana Mimic (4:18.9), Sheila Reid (4:17.3)	C
3	 <a href="#">Oregon</a>	17:25.27	Nicole Blood (4:19.8), Alex Kosinski (4:23.9), Anne Kesselring (4:19.4), Jordan Hasay (4:22.2)	B
4	 <a href="#">Indiana</a>	17:58.39	Wendi Robinson (4:33.2), Molly Beckwith (4:23.2), Chelsea Blanchard (4:28.1), Sarah Pease	G

(4:33.9)

Katie Hursey (4:26.9), Lauren

Penney (4:28.4), Heather Stephens (4:35.6), Maegan Krifchlin (4:29.6)

Emily Sherrard (4:30.1), Kate Van Buskirk (4:20.4), Suejin Ahn (4:31.1), Anna Farias-Eisner (4:42.1)

Jackie Drouin (4:24.9), Serita

Lachesis (4:30.2), Caroline McDonough (4:37.7), Erin Hays (4:31.8)

Ashley Higginson (4:27.5), Sarah Cummings (4:33.0), Alexis Mikaelian (4:34.6), Melissa Newbery (4:31.7)

Anna Nosenko (4:21.5), Caitlin Crawford (4:37.9), Erin Redden (4:37.8), Casey Fowler (4:43.8)

Shelby Greany (4:32.5), Charlotte FfrenchO'Carroll (4:28.8), Emma Perron (4:35.7), Samantha Roecker (4:45.4)

Claire Richardson (4:26.5), Nicole Cochran (4:39.5), Jeanne Mack (4:38.7), Sammy Silva (4:44.0)

Amanda Mirochna (4:31.7), Jill Dickman (4:45.7), Katie Lenahan (4:47.4), Kelley Miller (4:39.9)

5  [Syracuse](#)

6  [Duke](#)

7  [Columbia](#)

8  [Princeton](#)

9  [Wake Forest](#)

10  [Providence](#)

11  [Harvard](#)

12  [Miami \(Ohio\)](#)

### Quotes

Q:Could you just go over the last lap of your race?

A: Phoebe Wright- "That was funny. I was fine with 400 to go. The announcer said something like 'with a 1/4 to go, 3 people are in it, the person with the faster 1/4 speeds gonna win it' and i was like 'i got this in the bag'....and i felt she would come up on me and i had to do a little gut check and respond to it. I thought about a speed workout we did like a week ago and i just closed it."

Q:Did she pass you or catch you? (on the final lap)

A: Phoebe Wright- "I felt her come on and I wanted to keep her on the outside on the turn so i tried to respond immediately."

Q:You mentioned a speed workout, could you describe what that was?

A: Phoebe Wright- "It was just a broken 400 with short rest."

On running yesterday and her leg of the race today...

Jackie Areson- "I knew all I had to do was run my best, and I knew all I had to do was run like i did yesterday, because yesterday I had a PR, and I knew if I did that again today I would have a good race. I think I ran around the same pace as I did yesterday, so I'm happy with that. I've never been able to double like that so I'm really happy how it went and am glad I ran patient."

On feeling ill before the event...

Chanelle Price- "I had not a lot of quantity workouts but a lot of quality workouts to prove to coach and I couldn't miss coming home to The Penn Relays, so at those workouts I just worked my butt off to prove to myself....I had to be here."

J.J Clark opening statement- "There's nothing really to say. It was a great great race. Last year was different, we were chasing, and today we were in front and they just blocked all that out and congratulations to this team."

## College Women's 4x200 (Heats)

Event 128Friday 2:10 PM

Eight fastest teams qualify for Championship Final, Event #237 (Saturday, 2:35 pm). Next eight fastest ECAC teams qualify for ECAC Final, Event #238 (Saturday, 2:37 pm).

### Ranked List

PL	School/Affiliation	Mark	Athletes	ID	Heat
1	 <a href="#">Texas A&amp;M</a>	1:31.00	Jeneba Tarmoh, Dominique Duncan, Jessica Beard, Porscha Lucas	AA	1
2	 <a href="#">Auburn</a>	1:32.31	Joanna Atkins, Cache Armbrister, Nivea Smith, Shaniqua Ferguson	AB	2
3	 <a href="#">Houston</a>	1:33.30	Christie Jones, Whitney Harris, Quinshundolyn McPherson, Kalyn Floyd	AM	3
4	 <a href="#">Florida State</a>	1:33.52	Marecia Pemberton, Candyce McGrone, Danielle Jeffrey, Teona Rodgers	AO	2
5	 <a href="#">LSU</a>	1:34.18	Liann Kellman, Takeia Pinckney, Kenyanna Wilson, Cassandra Tate	AG	5
6	 <a href="#">Clemson</a>	1:34.35	Michaylin Golladay, Stormy Kendrick, Kristine Scott, Brittany Pringley	AD	3
7	 <a href="#">Hampton</a>	1:34.54	Francena McCorory, Petrice Richards, Racquel Vassell, Leah Richmond	AL	4
8	 <a href="#">Pittsburgh</a>	1:34.73	Cambrya Jones, Da'Lynn Mills, Jonnique Lawrence, Kaetlyn Brown	AQ	1
9	 <a href="#">Penn State</a>	1:34.74	Shavon Greaves, Caitlin DeFusco, Fawn Dorr, Aleesha Barber	AH	6
10	 <a href="#">UConn</a>	1:35.32	Phylicia George, Trisha-Ann Hawthorne, Danielle Lyte, Mandela Graves-Fulgham	AI	6
11	 <a href="#">Tennessee</a>	1:35.39	Martinique Octave , Ellen Wortham, Kia Jackson, Ashley Harris	AT	3
12	 <a href="#">Mississippi State</a>	1:35.63	Richesa McCaleb, Jody-Ann Muir, Crystal Wilson, Taneisha Baker	AP	1
13	 <a href="#">Eastern Michigan</a>	1:36.22	Rosie White, Naomi Andre, Ashley Wartley, Shantavia Williams	CH	7
14	 <a href="#">N.C. Central</a>	1:36.69	Saquenda Dallas, Ashley McCoy, Chavaria Williams, Crystal Shepherd	AX	1
15	 <a href="#">Delaware</a>	1:37.40	Victoria Caruso, Cristine Marquez, Asia Hollis, Kristi Cox	CK	7
16	 <a href="#">Central Florida</a>	1:37.45	Sheila Paul, Jackie Coward, Champelle Brown, Sonnisha Williams	AU	4
17	 <a href="#">Eastern Kentucky</a>	1:37.84	Jazzmin Jeter, Lutisha Bowen, Bianca Forbes, Diamond Benjamin	CE	7

18	 <a href="#">Miami (Fla)</a>	1:37.86	Kristy Whyte, Tarika Williams, Charlene Fuller, Brittni Finch	AJ	5	39	 <a href="#">Penn</a>	1:41.40	Nonyeren Onyeador , Kelly Allred, Halloran Cope, Catherine Okoukoni	AV	5
19	 <a href="#">Maine</a>	1:37.96	Shaniqua Burgess, Jillian O'Brien, Jesse Labreck, Cearha Miller	CF	7	40	 <a href="#">Winston-Salem</a>	1:41.77	Chinaka Bell, Chantelle Bethea, Ashley Lawson, Allegra Seegars	BB	1
20	 <a href="#">Abilene Christian</a>	1:38.14	Wanda Hutson, Lynette Atkinson, Kim Prathers, Sydney Smith	CD	6	41	 <a href="#">Princeton</a>	1:41.89	Abidemi Adenikinju, Erin Guty, Danielle Glaeser, Eileen Moran	AY	4
21	 <a href="#">North Carolina A&amp;T</a>	1:38.17	Ruth Hunt, Jessica Farr, Jenea McCammon, Krystin Lawson	CN	7	42	 <a href="#">Virginia State</a>	1:42.00	Faith Brock, Shanise Lewis, Aprica Bullock, Samantha Edwards	BX	4
22	 <a href="#">Rutgers</a>	1:38.27	Pavielli Vega, Jamie Walker, Michelle Gomes, Asha Ruth	CJ	7	43	 <a href="#">East Carolina</a>	1:42.66	Tiffany Harris, Rachel McCallum, Tamara Little, Nicole Saunders	CV	5
23	 <a href="#">Maryland</a>	1:38.56	Tolulope Olugbemi, Arielle Statham, Alexis Booker, Melony McKay	CB	3	44	 <a href="#">Cheyney</a>	1:42.68	Lorraine Laster, Isabelle Cayo, Georgia Anderson, Glennisha Campbell	BC	1
24	 <a href="#">Long Island</a>	1:38.96	Jazmin Waller, Torrie Saunders, Jessie Gaines, Ashley Veney	CL	7	45	 <a href="#">Monmouth</a>	1:42.69	Esteem Winder, Crystal Stein, Brittany Gibbs, Lachelle Wallace	BL	2
25	 <a href="#">Seton Hall</a>	1:39.23	Janay Mitchell, Brittany Smith, Shamika Kentish, Toneisha Friday	AS	2	46	 <a href="#">District of Columbia</a>	1:42.74	Shemeia Barnes, Saleena Green, Famatta Lewis, Latoya Allen	AZ	5
26	 <a href="#">Albany</a>	1:39.32	Allison Rogers, Christen Griffin, Sheena Simpkins, Feysisara Adaramola	CR	6	47	 <a href="#">Vermont</a>	1:43.13	Mari Fourie, Jan Carlson, Kailey Jasper, Michele Langone	BK	2
27	 <a href="#">St. John's</a>	1:39.59	Rikka Lovely, Asia Nettles, Molly Ellis, Rene Cousins	CT	5	48	 <a href="#">Kentucky State</a>	1:43.51	Ebone Washington, Alexandria Payne, Kristina Record, Dejanee White	CP	6
28	 <a href="#">Middle Tennessee</a>	1:39.59	Kiara Henry, Kortney Thurman, Nyeisha Wright, Cherice Robertson	CA	2	49	 <a href="#">Farmingdale State</a>	1:44.34	Kathleen Clermont, Faustine Chukwuezi, Victoria Mandat, Corine Magee	BV	4
29	 <a href="#">Wake Forest</a>	1:39.75	Gwen Ricco, Caroline Vaughn, Maddy Ricco, Nicole Castronuova	CS	6	50	 <a href="#">Loyola (Md)</a>	1:45.84	Samantha Westley, Lauryn Granara, Kristina Krupa, Whitney Gibbs	BW	4
30	 <a href="#">Toledo</a>	1:39.76	Kimara Morgan, Sarah Woodrum, Danielle Jacoby, Amanda Kaverman	CQ	6	51	 <a href="#">Colgate</a>	1:46.15	Alexandra Atkinson, Ashley Niness, Megan Snell, Michele Miller	BH	2
31	 <a href="#">Liberty</a>	1:39.86	Olivia Charnuski, Alyssa Pegues, Chenoa Freeman, Jaime Watson	CO	6	52	 <a href="#">East Stroudsburg</a>	1:46.90	Lauren Ventrella, Trina Carito, Lauren Hannan, Tara Getz	BN	3
32	 <a href="#">Savannah State</a>	1:40.09	Amara Jones, Kendra Carter, aleah Hordges, Mekela Martin	CM	7	53	 <a href="#">Ursinus</a>	1:47.36	Lauren Lammers, Kirsten King, Carina Doyle, Amanda Laurito	CX	5
33	 <a href="#">Temple</a>	1:40.99	Andrea Butler, Paris Williams, Tessa West, Christiana Taylor	BA	1	54	 <a href="#">Ithaca</a>	1:48.53	Cassie Clark, Rebecca Coffman, Hannah Evans, Tammia Hubbard	BR	3
34	 <a href="#">James Madison</a>	1:41.05	Marissa McDonald, Gabrielle Poore, Jaclyn Smith, Jamie Lott	CU	5	55	 <a href="#">Shaw</a>	1:48.60	Chloe Frame, Kiara Arrington, Cherell Williams, Delilah Badgett	BF	1
35	 <a href="#">Lincoln</a>	1:41.15	Antonia Jones, Kristina Rembert, Esha Wanamaker, Keishana Larose	BU	3	56	 <a href="#">Medgar Evers</a>	1:48.84	Roshell Ross, Paula Richardson, D'Jaunae Lewis-Stephenson, Navia Nelson	BQ	3
36	 <a href="#">Bowie State</a>	1:41.20	Michelle Palmer, John'nae Allen-Davis, Indya Price, Shayla Davis	BD	1	57	 <a href="#">Wagner</a>	1:49.13	Francyna Evins, Tiffany Dawson, Amanda Gland, Jessica Balling	BO	4
37	 <a href="#">UMES</a>	1:41.31	Jasmin Benbow, Monique Hawkins, Jennell Wade, Melina Gallas	BG	2	58	 <a href="#">Rutgers/Newark</a>	1:49.55	Saymah Nah, Kristen Venning, Cierra Farquharson, Kenitra Washington	BT	3
38	 <a href="#">Coppin State</a>	1:41.37	Alexis Easterling, Shane Smith, Samantha Leigh, Iesha Simpson	BJ	2		 <a href="#">Georgia Tech</a>	DQ ()	Melanie Akwule, Jasmine Isley, Leslie Njoku, Taylor	BY	4



DQ Davidson  
(1:37.75) Jazmyn Shorter, Shiara  
Robinson, Jenna Martin, AW 6  
Precious Nwokey



DQ Terracia Moody, Margret  
(1:41.18) Harris, Myesha Dixon, BZ 5  
Destiny Jernigan



DNF Kelsey McCorkle, Tatianna  
Fisher, Nadonna AE 4  
Rodrigues, Shayla Mahan

Heat 1

PL	School/Affiliation	Mark	ID
1	<a href="#">Texas A&amp;M</a>	1:31.00	AA
2	<a href="#">Pittsburgh</a>	1:34.73	AQ
3	<a href="#">Mississippi State</a>	1:35.63	AP
4	<a href="#">N.C. Central</a>	1:36.69	AX
5	<a href="#">Temple</a>	1:40.99	BA
6	<a href="#">Bowie State</a>	1:41.20	BD
7	<a href="#">Winston-Salem</a>	1:41.77	BB
8	<a href="#">Cheyney</a>	1:42.68	BC
9	<a href="#">Shaw</a>	1:48.60	BF

Heat 2

PL	School/Affiliation	Mark	ID
1	<a href="#">Auburn</a>	1:32.31	AB
2	<a href="#">Florida State</a>	1:33.52	AO
3	<a href="#">Seton Hall</a>	1:39.23	AS
4	<a href="#">Middle Tennessee</a>	1:39.59	CA
5	<a href="#">UMES</a>	1:41.31	BG
6	<a href="#">Coppin State</a>	1:41.37	BJ
7	<a href="#">Monmouth</a>	1:42.69	BL
8	<a href="#">Vermont</a>	1:43.13	BK
9	<a href="#">Colgate</a>	1:46.15	BH

Heat 3

PL	School/Affiliation	Mark	ID
1	<a href="#">Houston</a>	1:33.30	AM
2	<a href="#">Clemson</a>	1:34.35	AD
3	<a href="#">Tennessee</a>	1:35.39	AT
4	<a href="#">Maryland</a>	1:38.56	CB
5	<a href="#">Lincoln</a>	1:41.15	BU
6	<a href="#">East Stroudsburg</a>	1:46.90	BN
7	<a href="#">Ithaca</a>	1:48.53	BR
8	<a href="#">Medgar Evers</a>	1:48.84	BQ
9	<a href="#">Rutgers/Newark</a>	1:49.55	BT

Heat 4

PL	School/Affiliation	Mark	ID
1	<a href="#">Hampton</a>	1:34.54	AL
2	<a href="#">Central Florida</a>	1:37.45	AU
3	<a href="#">Princeton</a>	1:41.89	AY
4	<a href="#">Virginia State</a>	1:42.00	BX
5	<a href="#">Farmingdale State</a>	1:44.34	BV
6	<a href="#">Loyola (Md)</a>	1:45.84	BW
7	<a href="#">Wagner</a>	1:49.13	BO
	<a href="#">Georgia Tech</a>	DQ ()	BY
	<a href="#">South Carolina</a>	DNF	AE

Heat 5

PL	School/Affiliation	Mark	ID
1	<a href="#">LSU</a>	1:34.18	AG

2	<a href="#">Miami (Fla)</a>	1:37.86	AJ
3	<a href="#">St. John's</a>	1:39.59	CT
4	<a href="#">James Madison</a>	1:41.05	CU
5	<a href="#">Penn</a>	1:41.40	AV
6	<a href="#">East Carolina</a>	1:42.66	CV
7	<a href="#">District of Columbia</a>	1:42.74	AZ
8	<a href="#">Ursinus</a>	1:47.36	CX
	<a href="#">Prairie View</a>	DQ (1:41.18)	BZ

Heat 6

PL	School/Affiliation	Mark	ID
1	<a href="#">Penn State</a>	1:34.74	AH
2	<a href="#">UConn</a>	1:35.32	AI
3	<a href="#">Abilene Christian</a>	1:38.14	CD
4	<a href="#">Albany</a>	1:39.32	CR
5	<a href="#">Wake Forest</a>	1:39.75	CS
6	<a href="#">Toledo</a>	1:39.76	CQ
7	<a href="#">Liberty</a>	1:39.86	CO
8	<a href="#">Kentucky State</a>	1:43.51	CP
	<a href="#">Kentucky</a>	DQ (1:37.75)	AW

Heat 7

PL	School/Affiliation	Mark	ID
1	<a href="#">Eastern Michigan</a>	1:36.22	CH
2	<a href="#">Delaware</a>	1:37.40	CK
3	<a href="#">Eastern Kentucky</a>	1:37.84	CE
4	<a href="#">Maine</a>	1:37.96	CF
5	<a href="#">North Carolina A&amp;T</a>	1:38.17	CN
6	<a href="#">Rutgers</a>	1:38.27	CJ
7	<a href="#">Long Island</a>	1:38.96	CL
8	<a href="#">Savannah State</a>	1:40.09	CM

Special Olympics 4x100

Event 129Friday 2:30 PM

Results

PL	School/Affiliation	Mark	Athletes	ID
1	S.O./Maryland	47.52	Thomas Smith, Terrel Nowlin, Avery Long, Larry Mills	A
2	S.O./North Carolina	53.73	Jeremy Banks, Zach Goodrich, Samuel Flores, Jon Michael Ogus	B
3	S.O./Florida	63.96	Erin Spear, James Van Camp, Dontae Carter, Alvin Hall	C

Disabled 4x100

Event 130Friday 2:32 PM

Results

PL	School/Affiliation	Mark	Athletes	ID
1	U.S. Paralympics C	47.76	Braedon Dolfo, Rick Carr, Courtney Johnson, Brandon King	C
2	U.S. Paralympics A	47.88	Jerrold Fields, Blake Leeper, David Prince, Hurie Johnson	A
3	U.S. Paralympics B	50.04	Markeith Price, Lex Gillete, Carlos McCormick, David Brown	B

## High School Girls' 4x100 Large Schools

Event 131 Friday 2:35 PM

ER Bethel (Newport News, Va.) 46.56 2004 **Records**  
Crystal Carrington, Britni Spruill,  
Essynce Roberts, Francena McCorory

### Results

PL	School/Affiliation	Mark	Athletes	ID
1	<a href="#">Paramus Catholic</a> (Paramus, NJ)	46.91	Asher Beasley, Rae Corbo, Bryanna Knight, Myasia Jacobs	B
2	<a href="#">Columbia</a> (Maplewood, NJ)	47.29	Whitney Jackson, Jasmine Carter, Ambur Ballew, Kayann Richards	A
3	<a href="#">West Catholic</a> (Philadelphia, PA)	47.50	Jada Steward, Michelle Davis, Caela Williams, Chante Moore	C
4	<a href="#">St. Francois Girls</a> (Belmont, TRI)	47.68	Janae Alexander, Tsai-Anne Joseph, Kernesha Spann, Lisa Wickham	E
5	<a href="#">Bishop McNamara</a> (Forestville, MD)	48.23	Alexis Stromary, Kiersten LaRoche, Paulette Fogle, Maya Lewis	F
6	<a href="#">Delcastle Tech</a> (Wilmington, DE)	48.29	Kristina Wiamantie, Celina Emerson, Krystl Casseus, Javonna Dickerson	D
7	<a href="#">Bethel</a> (Hampton, VA)	48.32	Anise Cuffe, Rashaun Combs, Courtni Pannell, Siobhan Ford-Holland	H
8	<a href="#">Penn Hills</a> (Pittsburgh, PA)	48.36		I-alt
9	<a href="#">Chester</a> (Chester, PA)	48.39		J-alt
10	<a href="#">Mount Vernon</a> (Mount Vernon, NY)	48.55	Deajah Stevens, Shamika Mindingall, Myla Allen, Tanaya Yarde	G

## High School Girls' 4x100 Small Schools

Event 132 Friday 2:37 PM

ER Manchester (Jamaica) 45.64 2008 **Records**  
Denesha Morris, Leslie-Ann Mitchell,  
Colleen Spencer, Shantel Simms

### Results

PL	School/Affiliation	Mark	Athletes	ID
1	<a href="#">Junipero Serra</a> (Gardena, CA)	46.77	Maya Brown, Chimere Ezumah, Breyonna Hunter, Alexis Faulknor	B
2	<a href="#">Bishop Hartley</a> (Columbus, OH)	47.02	CharAnna Dixon, Chesna Sykes, Jordyn Smith, Aisha Cavin	A
3	<a href="#">Camperdown</a> (Kingston 2, JAM)	47.05	Zannia McLeary, Toni-Ann Moore, Nickevea Wilson, Trudy-Ann Richards	C
4	<a href="#">Wakefield</a> (Raleigh, NC)	47.18	Chantal Scott, Ariaiah Graham, Tiana Patillo, Olicia Sharp	G
5	<a href="#">St. Jago</a> (St. Catherine, JAM)	47.26	Anakay James, Tonique Sobah, Shenel Francis, Shantoya Lee	F

6	<a href="#">Medgar Evers</a> (Brooklyn, NY)	47.30	Kimberly Campbell, Kadecia Baird, Nyanka Moise-Joseph, Camille Edwards	H
7	<a href="#">St. Joseph Convent</a> (Port of Spain, TRI)	47.40	Astrid Casmire, Chelsea Campbell, Shanice Chevalier, Gabriela Cumberbatch	D
8	<a href="#">McDonogh School</a> (Owings Mills, MD)	48.28	Kristen Brown, Jasmine Robinson, Jordyn Glaser, Alana Robinson	E
9	<a href="#">St. Croix Educational</a> (St. Croix, ISV)	48.45		I-alt
10	<a href="#">St. Elizabeth Technical</a> (Santa Cruz, JAM)	48.46		J-alt

## High School Girls' 4x100 Championship of America

Event 133 Friday 2:40 PM

**Records**  
NR Long Beach Poly (Ca) 44.50 2004 Shana Solomon, Jasmine Lee, Chanda Picott, Shalonda Solomon  
PR Vere Tech (Hayes, Jamaica) 44.32 2004 Indira Spence, Maris Wisdom, Shameter Stewart, Simone Facey

### Results

PL	School/Affiliation	Mark	Athletes	ID
1	<a href="#">Holmwood Tech</a> (Manchester, JAM)	45.41	Shazeka Moulton, Kedejha Dallas, Yanique Ellington, Dianna Johnson	C
2	<a href="#">Herbert Morrison</a> (Montego Bay, JAM)	45.81	Kerifa Myer, Seidatha Palmer, Keneisha Stephen, Antonique Campbell	D
3	<a href="#">Edwin Allen</a> (Clarendon, JAM)	45.87	Ann-Marie Duffus, Shawnette Lewin, Josette Campbell, Shashawna French	A
4	<a href="#">The Queen's School</a> (Kingston 8, JAM)	45.99	Donya Ewers, Danielle Williams, Diandra Gilbert, Chanice Bonner	B
5	<a href="#">Western Branch</a> (Chesapeake, VA)	46.21	Tiffany Ellick, Keilah Tyson, Desmonae Gray, Taranisha Taylor	H
6	<a href="#">Benjamin Cardozo</a> (Oakland Gardens, NY)	46.25	Latiesha Philson, Chamique Francis, Elizabeth Myers, Ahtyana Johnson	F
7	<a href="#">Manchester</a> (Manchester, JAM)	46.79	Chanice Porter, Jereece Maxwell, Leonie Robinson, Leslie-Ann Mitchell	G
	<a href="#">Long Beach Poly</a> (Long Beach, CA)	DNF	Carisma Lyday, Melia Cox, Traci Hicks, Akawkaw Ndipagbor	E

# College Men's Shuttle Hurdles Championship of America

Event 134Friday 2:55 PM

## Records

NR	South Carolina	53.94	2003	Corey Taylor, Fred Townsend, Charles Ryan, Kenneth Ferguson
PR	South Carolina	53.94	2003	Corey Taylor, Fred Townsend, Charles Ryan, Kenneth Ferguson
FF	South Carolina	53.94	2003	Corey Taylor, Fred Townsend, Charles Ryan, Kenneth Ferguson

## Final on Time

PL	School/Affiliation	Mark	Athletes	ID	Sec
1	 <a href="#">Clemson</a>	56.45	Claudio Delli Carpini, Charlton Rolle, Miller Moss, Marcus Maxey	E	1
2	 <a href="#">Nebraska</a>	56.53	Eric Lund, Teran Walford, Lehann Fourie, Tyrell Ross	A	1
3	 <a href="#">South Carolina</a>	58.63		B	3
4	 <a href="#">Bucknell</a>	58.92	Andrew Yehl, Rob Arent, Andrew Powell, Sean Coyne	N	2
5	 <a href="#">Army</a>	59.03	Domonick Sylve, Kyler Martin, Thomas Meyer, Benjamin Wallace	P	2
6	 <a href="#">Penn</a>	59.55	Jeremy Sinclair, Tim Carey, Tyler Danna, Jeff Seddon	I	1
7	 <a href="#">Cornell</a>	60.05	Dan Hagberg, Nick Huber, Ola Williams, Sean Potter	J	1
8	 <a href="#">Albany</a>	60.12	Garrett Askew Jr., Shane Wagner, Mohamed Kanu, Jared Nilsson	R	3
9	 <a href="#">Delaware</a>	61.33	Andrue Smith, John Hally, Jeremy Simkins, Ross Shober	S	3
10	 <a href="#">Navy</a>	61.44	Matthew Hanley, Mitch Simmonds, Phillip Picache, Brian Zitterkopf	Q	2
11	 <a href="#">Temple</a>	61.66	Josue Louis, Tim Malloy, Jason Howitt, Alex Schiavi	T	3
12	 <a href="#">Hampton</a>	63.83	Bennett Taylor, Predist Walker, Lamar Veale, Bradley Brown	F	1

## Section 1

PL	School/Affiliation	Mark	ID
1	<a href="#">Clemson</a>	56.45	E
2	<a href="#">Nebraska</a>	56.53	A
3	<a href="#">Penn</a>	59.55	I
4	<a href="#">Cornell</a>	60.05	J
5	<a href="#">Hampton</a>	63.83	F

## Section 2

PL	School/Affiliation	Mark	ID
1	<a href="#">Bucknell</a>	58.92	N
2	<a href="#">Army</a>	59.03	P
3	<a href="#">Navy</a>	61.44	Q

## Section 3

PL	School/Affiliation	Mark	ID
1	<a href="#">South Carolina</a>	58.63	B
2	<a href="#">Albany</a>	60.12	R

3	<a href="#">Delaware</a>	61.33	S
4	<a href="#">Temple</a>	61.66	T

## Quotes

1st Leg: Charlton Rolle

I knew that it was important for us to be in the lead coming out of the first leg and that my team could carry the momentum. I felt really good out there. The crowd was great to run with.... We are all running again next year, so... there's more to come....

2nd Leg: Claudio Delli Carpini

(Freshman) I'm from New York City, so I've been at the Relays before. I knew what to expect. But this is my first time being competitive here. Last year, as a highschool senior, I had a tight hamstring competing in the long-jump. The hurdles is my primary event. It felt great out here today. Charlton gave us a monstrous lead off. I felt good coming out of the blocks, and ok in the middle but a little sloppy at the finish. We were going for the record. Our usual team includes Spencer Adams. But Spencer had a tight hamstring and has been training with the football team (he's a safety), so he couldn't be here. But we were still hoping to go for the record.

3rd Leg: Marcus Maxey

(Freshman) This was pretty exciting. I was nervous because we didn't get to see the track yesterday, and I didn't know what to expect. But the track is fantastic. Its also the biggest crowd I ever competed before. I'm from Athens, Georgia, and have never been to the Relays. My best time is 13.9, so with my team I thought we had a good chance at the record. But we'll be back again next year.... We also won the relays event in Floriday this year.

4th Leg: Miller Moss

I thought the guys did a great job getting and holding the lead. But I knew Nebraska would have their fastest guy in the anchor leg... I could hear that he was catching me with the crowd noise. And I felt tense at the end of the race trying to hold him off. But I was able to sprint off the last hurdle to hold him off... I am a decathlete, so I don't usually run this event. I'm an alternate for Spencer Adams who couldn't race... But hurdles is one of my better events.... Its my third time at the Relays. Its great to complete here.

## Olympic Development Men's Shuttle Hurdles 4x120y

Event 135Friday 3:05 PM

## Results

PL	School/Affiliation	Mark	Athletes	ID
1	Shore AC	58.63		B

# College Women's Shuttle Hurdles Championship of America

Event 136 Friday 3:15 PM

## Records

NR	LSU	52.77	2008	Tenaya Jones, Angel Boyd, Jessica Ohanaja, Nickeisha Wilson
AR	Texas A&M	52.96	2008	Gabby Mayo, Whitney Holmes, Lindsey Adams, Jennifer Williams
PR	LSU	52.77	2008	Tenaya Jones, Angel Boyd, Jessica Ohanaja, Nickeisha Wilson
FF	LSU	52.77	2008	Tenaya Jones, Angel Boyd, Jessica Ohanaja, Nickeisha Wilson

Texas A&M sets new Collegiate, Penn Relays & Franklin Field Record

## Final on Time

PL	School/Affiliation	Mark	Athletes	ID	Sec
1	 <a href="#">Texas A&amp;M</a>	52.50	Vashti Thomas, Gabby Mayo, Donique' Flemings, Natasha Ruddock	B	1
2	 <a href="#">Miami (Fla)</a>	53.82	Ti'erra Brown, Takecia Jameson, Tameka Jameson, Deandra Doyley	D	1
3	 <a href="#">Virginia Tech</a>	54.27		C	1
4	 <a href="#">Mississippi State</a>	54.33	Keisha Wallace, Laquinta Aaron, Racquel Farquharson, Talisha Lee	G	2
5	 <a href="#">Eastern Kentucky</a>	57.14	DanHeisha Harding, Tashana Johnson, Jasyrn Norris, Lutisha Bowen	M	3
6	 <a href="#">Clemson</a>	57.60	Michaylin Golladay, Patricia Mamona, Micayah Clemons, Sonni Austin	E	1
7	 <a href="#">Pittsburgh</a>	58.71	Brianna Broyles, Brittany Carroll, Rachael McIntosh, Elizabeth Kline	J	2
8	 <a href="#">Cornell</a>	59.51	Danielle Silas, Lauren Tanz, Taylor Baird, Karen Schillinger	R	3
9	 <a href="#">Towson</a>	59.54	Katie Salke, Ashley Adams, Ebone Leach, Motara Okusaga	O	3
10	 <a href="#">Liberty</a>	59.61	Olivia Charnuski, Krystle Matthews, Rachel Houseknecht, Christina Mitchell	V	2
11	 <a href="#">Army</a>	60.22	Hallie Huggins, Annie Nagy, Kaitlyn Anderson, Tonya Stallard	X	4
12	 <a href="#">Monmouth</a>	60.47	Lindsey Walsh, Rachel Watkins, Mary Wilks, Sonya Sullivan	Y	4
13	 <a href="#">St. Joseph's</a>	60.95	Francesca D'Angelo, Jessica Chen, Stefani Zabilowicz, Kristin Pierce	S	4
14	 <a href="#">North Carolina A&amp;T</a>	61.24	Jenea McCammon, Kendra Newton, Chantal Luedeke, Lydia Reddic	K	2
15	 <a href="#">Indiana</a>	63.04	Ann-Marie Clarke, Courtney Woodard, Laura Morris, Kayla Smith	Q	3
16	 <a href="#">College of New Jersey</a>	64.06	Meghan Bruce, Miriam Khan, Brielle Doremus, Priscilla Senyah	T	4



DNF Amelia Anderson, Latoya Parkinson, Krystal Bodie, Danielle Gilchrist F 1



DNF Kettiany Clarke, Janica Austin, Trier Young, Radiance Basden H 2



DNF Amami Antia-Obong, Sharrone Honor, Sarah Young, Rebecca Holmes L 3

## Section 1

PL	School/Affiliation	Mark	ID
1	<a href="#">Texas A&amp;M</a>	52.50	B
2	<a href="#">Miami (Fla)</a>	53.82	D
3	<a href="#">Virginia Tech</a>	54.27	C
4	<a href="#">Clemson</a>	57.60	E
	<a href="#">Auburn</a>	DNF	F

## Section 2

PL	School/Affiliation	Mark	ID
1	<a href="#">Mississippi State</a>	54.33	G
2	<a href="#">Pittsburgh</a>	58.71	J
3	<a href="#">Liberty</a>	59.61	V
4	<a href="#">North Carolina A&amp;T</a>	61.24	K
	<a href="#">South Carolina</a>	DNF	H

## Section 3

PL	School/Affiliation	Mark	ID
1	<a href="#">Eastern Kentucky</a>	57.14	M
2	<a href="#">Cornell</a>	59.51	R
3	<a href="#">Towson</a>	59.54	O
4	<a href="#">Indiana</a>	63.04	Q
	<a href="#">Winthrop</a>	DNF	L

## Section 4

PL	School/Affiliation	Mark	ID
1	<a href="#">Army</a>	60.22	X
2	<a href="#">Monmouth</a>	60.47	Y
3	<a href="#">St. Joseph's</a>	60.95	S
4	<a href="#">College of New Jersey</a>	64.06	T


















## College Men's 110m Hurdles (Heats)

Event 137 Friday 3:40 PM

First two from each heat plus the next three fastest times qualify for Championship Final, Event #246 (Saturday, 3:30 pm). Wind: Heat 1: +0.6, Heat 2: +0.5, Heat 3: +0.0

## Ranked List

PL	ID	Athlete	School/Affiliation	Mark	Heat
1	3	Barrett Nugent	 <a href="#">LSU</a>	13.76	2
2	2	Johnny Dutch	 <a href="#">South Carolina</a>	13.82	1
3	4	Lehann Fourie	 <a href="#">Nebraska</a>	13.83	3
4	10	Keith Hayes	 <a href="#">Kansas</a>	13.97	2
5	15	Keiron Stewart	 <a href="#">Texas</a>	14.04	2

6	14	Tyrell Ross	 <a href="#">Nebraska</a>	14.04	1
7	17	Domonick Sylve	 <a href="#">Army</a>	14.05	3
8	21	Charlton Rolle	 <a href="#">Clemson</a>	14.06	2
9	23	Adams Abdulrazaaq	 <a href="#">Virginia</a>	14.10	1
10	12	Kyle Grady	 <a href="#">Rutgers</a>	14.11	1
11	6	Chris Kinney	 <a href="#">Georgetown</a>	14.14	3
12	28	Predist Walker	 <a href="#">Hampton</a>	14.20	2
13	31	Aramis Massenbourg	 <a href="#">Norfolk State</a>	14.23	1
14	29	Gerkenz Senesca	 <a href="#">Essex CC (NJ)</a>	14.29	1
15	25	Cory Nelms	 <a href="#">Miami (Fla)</a>	14.41	2
16	24	Jason Boyd	 <a href="#">St. Augustine's</a>	14.49	1
17	27	Caleb Cross	 <a href="#">Arkansas</a>	14.49	3
18	19	Cameron LaCour	 <a href="#">Houston</a>	14.57	3
19	11	Jordan Pitts	 <a href="#">TCU</a>	14.65	1
20	32	Andrew Pennington	 <a href="#">Arkansas</a>	14.92	2
21	30	Favio Vaz	 <a href="#">Turabo (PR)</a>	14.93	3
	26	Jarius Cooper	 <a href="#">Florida</a>	DNF	3

#### Heat 1

PL	Athlete	Mark	ID
1	Johnny Dutch	13.82	2
2	Tyrell Ross	14.04	14
3	Adams Abdulrazaaq	14.10	23
4	Kyle Grady	14.11	12
5	Aramis Massenbourg	14.23	31
6	Gerkenz Senesca	14.29	29
7	Jason Boyd	14.49	24
8	Jordan Pitts	14.65	11

#### Heat 2

PL	Athlete	Mark	ID
1	Barrett Nugent	13.76	3
2	Keith Hayes	13.97	10
3	Keiron Stewart	14.04	15
4	Charlton Rolle	14.06	21
5	Predist Walker	14.20	28
6	Cory Nelms	14.41	25
7	Andrew Pennington	14.92	32

#### Heat 3

PL	Athlete	Mark	ID
1	Lehann Fourie	13.83	4

2	Domonick Sylve	14.05	17
3	Chris Kinney	14.14	6
4	Caleb Cross	14.49	27
5	Cameron LaCour	14.57	19
6	Favio Vaz	14.93	30
	Jarius Cooper	DNF	26











## College Women's 100m Hurdles (Heats)

Event 138 Friday 3:50 PM

First two from each heat plus the next three fastest times qualify for Championship Final, Event #244 (Saturday, 3:20 pm). Wind: Heat 1: +3.1, Heat 2: +0.3, Heat 3: +1.4

### Ranked List

PL	ID	Athlete	School/Affiliation	Mark	Heat
1	1	Queen Quedith Harrison	 <a href="#">Virginia Tech</a>	12.46	1
2	3	Kristi Castlin	 <a href="#">Virginia Tech</a>	13.00	3
3	5	Ti'erra Brown	 <a href="#">Miami (Fla)</a>	13.08	3
4	8	Aleesha Barber	 <a href="#">Penn State</a>	13.10	1
5	2	Natasha Ruddock	 <a href="#">Texas A&amp;M</a>	13.15	2
6	21	Briggite Merlano	 <a href="#">Turabo (PR)</a>	13.18	1
7	22	Shericka Ward	 <a href="#">Villanova</a>	13.26	1
8	11	Shermaine Williams	 <a href="#">Johnson C. Smith</a>	13.33	3
9	9	Vanneish Ivy	 <a href="#">North Carolina</a>	13.41	2
10	16	Krystal Bodie	 <a href="#">Auburn</a>	13.43	1
11	7	Donique' Flemings	 <a href="#">Texas A&amp;M</a>	13.56	1
12	29	Phylcia George	 <a href="#">UConn</a>	13.57	3
13	15	Jackie Coward	 <a href="#">Central Florida</a>	13.59	1
14	17	Keisha Wallace	 <a href="#">Mississippi State</a>	13.72	2
15	20	Karyn LaCour	 <a href="#">Nebraska</a>	13.73	2
16	12	Landria Buckley	 <a href="#">Howard</a>	13.77	1
17	24	Yvana Hepburn	 <a href="#">South Florida</a>	13.84	2
18	28	KayMarie Jones	 <a href="#">UTech</a>	13.91	3
19	13	Michaylin Golladay	 <a href="#">Clemson</a>	13.91	3
20	6	Tenaya Jones	 <a href="#">LSU</a>	13.92	2

21	14	Janica Austin	 <a href="#">South Carolina</a>	13.96	2
22	30	Raven Clay	 <a href="#">Findlay</a>	14.03	3
23	35	Candice Wheat	 <a href="#">Grand Valley</a>	14.04	2
24	39	Kristen Bates	 <a href="#">Messiah</a>	14.14	2
25	33	Rebecca Rhodes	 <a href="#">Oregon</a>	14.25	1
26	31	Lyndsay Pearson	 <a href="#">Oregon</a>	14.27	2
27	34	Daphne Fitzpatrick	 <a href="#">Texas A&amp;M</a>	14.43	1
28	36	Trier Young	 <a href="#">South Carolina</a>	14.66	3
	18	Arna Erega	 <a href="#">Nebraska</a>	DNF	3
	19	Rosemarie Carty	 <a href="#">Johnson C. Smith</a>	DNF	3

#### Heat 1

PL	Athlete	Mark	ID
1	Queen Quedith Harrison	12.46	1
2	Aleesha Barber	13.10	8
3	Briggite Merlano	13.18	21
4	Shericka Ward	13.26	22
5	Krystal Bodie	13.43	16
6	Donique' Flemings	13.56	7
7	Jackie Coward	13.59	15
8	Landria Buckley	13.77	12
9	Rebecca Rhodes	14.25	33
10	Daphne Fitzpatrick	14.43	34

#### Heat 2

PL	Athlete	Mark	ID
1	Natasha Ruddock	13.15	2
2	Vanneish Ivy	13.41	9
3	Keisha Wallace	13.72	17
4	Karyn LaCour	13.73	20
5	Yvana Hepburn	13.84	24
6	Tenaya Jones	13.92	6
7	Janica Austin	13.96	14
8	Candice Wheat	14.04	35
9	Kristen Bates	14.14	39
10	Lyndsay Pearson	14.27	31

#### Heat 3

PL	Athlete	Mark	ID
1	Kristi Castlin	13.00	3
2	Ti'erra Brown	13.08	5
3	Shermaine Williams	13.33	11
4	Phylicia George	13.57	29
5	KayMarie Jones	13.91	28
6	Michaylin Golladay	13.91	13
7	Raven Clay	14.03	30
8	Trier Young	14.66	36
	Arna Erega	DNF	18
	Rosemarie Carty	DNF	19

### Masters Men's 100m dash 40 and older

Event 139Friday 2:55 PM  
Wind: +1.3

#### Results

PL	ID	Athlete	School/Affiliation	Mark
1	2	Reginald Pendland	Southwest Sprinter TC	11.28
2	1	Robert Thomas	Southwest Sprinter TC	11.64
3	5	Ron Potocnik	unattached	11.79
4	9	Eric Merriweather	unattached	11.89
5	6	Andrew Sargeant	North Jersey Masters	12.21
6	3	Remus Medley	DC Capitol TC	13.20
7	8	Curtis Muhammad	unattached	13.32
8	4	Khalid Mulazim	unattached	DNS
9	7	David Lizama	Pony Express	DNS

### Masters Men's 100m dash 45 and older

Event 140Friday 3:00 PM  
Wind: +0.2

#### Results

PL	ID	Athlete	School/Affiliation	Mark
1	1	Lonnie Hooker	unattached	11.19
2	5	Johnny Speed	unattached	11.62
3	8	Orlondo Matthews	Flying High TC	11.71
4	7	Jeff Gold	Maryland Masters	11.85
5	9	Martin Jones	Barbados	12.25

### Masters Men's 100m dash 50 and older

Event 141Friday 3:02 PM  
Wind: +1.8

#### Results

PL	ID	Athlete	School/Affiliation	Mark
1	1	Lovell Butler	Sprint Force America	11.71
2	4	Rudy Briscoe	unattached	12.13
3	5	Tony Disalvo	Sprint Force America	12.42
4	6	Gary Leigh	TNT International Racing Club	12.67
5	9	Kaestner McDonnough	Pony Express	13.13
6	2	Tony Fulton Sr	TNT International Racing Club	13.44

## Masters Men's 100m dash 55 and older

Event 142Friday 3:04 PM  
Wind: +0.4

### Results

PL ID	Athlete	School/Affiliation	Mark
1 1	Oscar Peyton	Maryland Masters	11.64
2 2	Thomas Jones	Maryland Masters	11.82
3 7	Steven Snow	Mass Velocity TC	12.15
4 3	Greg Pizza	Houston Elite TC	12.60
5 8	Rich Riddle	Houston Elite TC	12.73
6 6	Warner Jones	unattached	13.39

## Masters Men's 100m dash 60 and older

Event 143Friday 3:06 PM  
Wind: +1.9

### Results

PL ID	Athlete	School/Affiliation	Mark
1 1	Charles Allie	Houston Elite	12.29
2 8	Alston Brown	unattached	12.81
3 2	Ron Johnson	Houston Elite	12.95
4 9	Kenrick Smith	unattached	13.05
5 3	Bill Tharpe	Mass Velocity	13.09
6 6	Terrance Skinner	Trinidad & Tobago Masters	13.54
7 7	Melvin Fields	Glenarden Masters	14.32
8 4	Lloyd Hathcock	Team Ohio	14.34
9 5	Tom Colbert	unattached	14.60

## Masters Men's 100m dash 65 and older

Event 144Friday 3:08 PM  
Wind: +1.8

### Results

PL ID	Athlete	School/Affiliation	Mark
1 1	Tyrone Brown	Glenarden Masters	12.69
2 2	Tony Powell	unattached	13.31
3 3	Roger Pierce	Mass Velocity TC	13.51
4 7	Tom Johnson	Team Ohio	14.07
5 8	Fred Edelstein	Philadelphia Masters TC	14.09
6 4	Samuel Hall	Carolinas T & F	14.27
7 6	Allen Huff	Team Ohio	18.18

## Masters Men's 100m Dash 70 and older

Event 145Friday 3:10 PM  
Wind: +1.8

## Results

PL ID	Athlete	School/Affiliation	Mark
1 1	Alby Williams	Potomac Valley TC	13.39
2 5	John Boykin	Quicksilver TC NJ	14.33
3 2	Richard Ocker	Philadelphia Masters	14.43
4 3	Chuck Bartholomew	unattached	14.44
5 4	Rich Rizzo	Sprint Force America	15.43
6 8	David Rosenthal	Shore AC	17.17
7 9	William Brown	Sprint Force America	17.59

## Visually Impaired 100m dash

Event 146Friday 3:12 PM  
Wind:

### Results

PL ID	Athlete	School/Affiliation	Mark
1 2	Jeff Wood	U.S. Paralympics	11.64
2 1	Markeith Price	U.S. Paralympics	11.70
3 3	Andrew Pillott	U.S. Paralympics	12.50
4 7	David Brown	U.S. Paralympics	12.53
5 4	Carlos McCormick	U.S. Paralympics	12.72

## Amputee 100m dash

Event 147Friday 3:14 PM  
Wind: -0.3

### Results

PL ID	Athlete	School/Affiliation	Mark
1 8	David Prince	U.S. Paralympics	11.94
2 3	Blake Leeper	U.S. Paralympics	12.10
3 7	Jerrod Fields	U.S. Paralympics	12.46
4 4	Hurie Johnson	U.S. Paralympics	12.67
5 9	Kortney Clemons	U.S. Paralympics	14.88

## Special Olympics 100m dash

Event 148Friday 3:16 PM  
Wind: +0.0

### Results

PL ID	Athlete	School/Affiliation	Mark
1 1	Larry Mills	S.O./Maryland	12.09
2 2	Terrel Nowlin	S.O./Maryland	12.49
3 5	Avery Long	S.O./Maryland	12.59
4 6	Samuel Flores	S.O./North Carolina	13.17
5 3	Thomas Smith	S.O./Maryland	13.26
6 4	Alvin Smith	S.O./Florida	13.63
7 7	Erin Spear	S.O./Florida	13.81

8	9	James Van Camp	S.O./Florida	13.91
9	15	Alex Brauman	S.O./Pennsylvania	14.01
10	11	Zach Goodrich	S.O./North Carolina	14.49
11	14	Jon Michael Ogus	S.O./North Carolina	14.53
12	12	Dontae Carter	S.O./Florida	15.13
13	10	Jeremy Banks	S.O./North Carolina	15.42

### College Men's 100m dash (Heats)

Event 149Friday 3:20 PM

First two from each heat plus the next three fastest times qualify for Championship Final, Event #251 (Saturday, 3:55 pm). Wind: Heat 1: +0.2, Heat 2: +1.8, Heat 3: +1.2

#### Ranked List

PL	ID	Athlete	School/Affiliation	Mark	Heat
1	2	Marcus Rowland	 <a href="#">Auburn</a>	10.25	1
2	8	Kimmari Roach	 <a href="#">UTech</a>	10.39	2
3	28	Evander Wells	 <a href="#">Tennessee</a>	10.40	3
4	11	Jerel Hill	 <a href="#">LSU LSU</a>	10.46	3
5	25	Delannie Spriggs	 <a href="#">Salisbury</a>	10.52	3
6	33	Desmond Jackson	 <a href="#">Abilene Christian</a>	10.53	1
7	24	Justin Christian	 <a href="#">Mississippi State</a>	10.56	2
8	13	Keith Ricks	 <a href="#">Virginia Tech</a>	10.56	3
9	14	Johnathan Johnson	 <a href="#">LSU LSU</a>	10.60	2
10	18	Dante Sales	 <a href="#">Western Kentucky</a>	10.64	1
11	21	Kevin Durant	 <a href="#">Adelphi</a>	10.67	1
12	30	Aaron Campbell	 <a href="#">Vermont</a>	10.77	2
13	31	Maurice Eubanks	 <a href="#">N.C.-Pembroke</a>	10.84	1

Heat 1

PL	Athlete	Mark	ID
1	Marcus Rowland	10.25	2
2	Desmond Jackson	10.53	33
3	Dante Sales	10.64	18
4	Kevin Durant	10.67	21
5	Maurice Eubanks	10.84	31

Heat 2

PL	Athlete	Mark	ID
1	Kimmari Roach	10.39	8
2	Justin Christian	10.56	24
3	Johnathan Johnson	10.60	14
4	Aaron Campbell	10.77	30

Heat 3

















PL	Athlete	Mark	ID
1	Evander Wells	10.40	28
2	Jerel Hill	10.46	11
3	Delannie Spriggs	10.52	25
4	Keith Ricks	10.56	13

### College Women's 100m dash (Heats)

Event 150Friday 3:30 PM

First two from each heat plus the next three fastest times qualify for Championship Final, Event #249 (Saturday, 3:45 pm). Wind: Heat 1: +1.1 (Manual), Heat 2: +1.9 (Manual), Heat 3: +1.5 (Manual)

#### Ranked List

PL	ID	Athlete	School/Affiliation	Mark	Heat
1	2	Lakya Brookins	 <a href="#">South Carolina</a>	11.32	2
2	1	Samantha Henry	 <a href="#">LSU LSU</a>	11.33	1
3	7	Barbara Pierre	 <a href="#">St. Augustine's</a>	11.39	2
4	4	Kenyanna Wilson	 <a href="#">LSU LSU</a>	11.42	3
5	5	Takeia Pinckney	 <a href="#">LSU LSU</a>	11.43	3
6	31	Whitney Harris	 <a href="#">Houston</a>	11.60	2
7	24	Breehana Jacobs	 <a href="#">South Carolina</a>	11.64	3
8	17	Petrice Richards	 <a href="#">Hampton</a>	11.65	3
9	11	Kristina Davis	 <a href="#">LSU LSU</a>	11.72	1
10	25	Audra Segree	 <a href="#">G.C. Foster</a>	11.72	3
11	15	Sheila Paul	 <a href="#">Central Florida</a>	11.75	2
12	23	Liann Kellman	 <a href="#">LSU LSU</a>	11.76	2
13	13	Wanda Hutson	 <a href="#">Abilene Christian</a>	11.77	1
14	18	Shaquela Williams	 <a href="#">Auburn</a>	11.79	2
15	16	Tarika Williams	 <a href="#">Miami (Fla)</a>	11.80	3
16	22	Anastasia Le-Roy	 <a href="#">G.C. Foster</a>	11.89	1
17	27	Elizabeth Adeoti	 <a href="#">Texas A&amp;M</a>	11.96	2
18	20	Grecia Bolton	 <a href="#">Houston</a>	12.01	1
19	30	Chandrell Stephens	 <a href="#">Texas A&amp;M</a>	12.03	1
20	32	Ashlee Abraham	 <a href="#">Eastern Michigan</a>	12.06	3

21	35	Diona Graves	 <a href="#">Miami (Ohio)</a>	12.30	2
	33	Alexandria Payne	 <a href="#">Kentucky State</a>	DNF	3

Heat 1

PL	Athlete	Mark	ID
1	Samantha Henry	11.33	1
2	Kristina Davis	11.72	11
3	Wanda Hutson	11.77	13
4	Anastasia Le-Roy	11.89	22
5	Grecia Bolton	12.01	20
6	Chandrell Stephens	12.03	30

Heat 2

PL	Athlete	Mark	ID
1	Lakya Brookins	11.32	2
2	Barbara Pierre	11.39	7
3	Whitney Harris	11.60	31
4	Sheila Paul	11.75	15
5	Liann Kellman	11.76	23
6	Shaquela Williams	11.79	18
7	Elizabeth Adeoti	11.96	27
8	Diona Graves	12.30	35

Heat 3

PL	Athlete	Mark	ID
1	Kenyanna Wilson	11.42	4
2	Takeia Pinckney	11.43	5
3	Breehana Jacobs	11.64	24
4	Petrice Richards	11.65	17
5	Audra Segree	11.72	25
6	Tarika Williams	11.80	16
7	Ashlee Abraham	12.06	32
	Alexandria Payne	DNF	33


## College Men's Distance Medley Championship of America

Event 151 Friday 4:00 PM

### Records

NR	Arkansas	9:20.10	1989	(46.4), Robert Bradley (1:46.0), Joe Falcon (3:53.8)
AR	USA	9:15.63	2006	Chris Lukezic, James Carter, Khadevis Robinson, Bernard Lagat
PR	Arkansas	9:20.10	1989	(46.4), Robert Bradley (1:46.0), Joe Falcon (3:53.8)
FF	Arkansas	9:20.10	1989	(46.4), Robert Bradley (1:46.0), Joe Falcon (3:53.8)

### Results



PL	School/Affiliation	Mark	Athletes	ID
1	 <a href="#">Oregon</a>	9:30.69	Matthew Centrowitz (2:56.09), Chad Barlow (46.72), Mac Fleet (1:48.04), Andrew Wheating (3:59.84)	AB

2	 <a href="#">Villanova</a>	9:33.93	Mathew Mildenhall (2:57.55), Christopher Kearney (47.04), Cody Harper (1:48.74), Carl MacKenzie (4:00.62)	AA
3	 <a href="#">Georgetown</a>	9:34.38	Dylan Sorensen (2:58.70), Toby Ulm (46.61), Theon O'Conner (1:49.37), Andrew Bumbalough (3:59.71)	AJ
4	 <a href="#">Michigan</a>	9:35.24	Brendon Blacklaws (2:57.95), David St. Amant (47.12), Dallas Bowden (1:49.74), Lex Williams (4:00.44)	AL
5	 <a href="#">Texas</a>	9:39.08	Logan Gonzales (2:59.48), Danzell Fortson (46.05), Tevan Everett (1:50.24), Patrick Todd (4:03.31)	AF
6	 <a href="#">Tennessee</a>	9:39.61	Emerson Peacock (3:00.29), Alan Bachman (46.75), Joseph Franklin (1:49.94), Peter Sigilai (4:02.65)	AH
7	 <a href="#">Florida State</a>	9:42.86	Matthew Leeder (2:58.49), Darrin Gibson (47.83), Nathan Duby (1:52.60), David Forrester (4:03.96)	CD
8	 <a href="#">Columbia</a>	9:43.19	Jeff Moriarty (2:56.50), Justin Hollomon (48.03), Mike Mark (1:50.02), Kyle Merber (4:08.65)	AE
9	 <a href="#">Indiana</a>	9:43.25	Ben Hubers (3:01.30), Chris Vaughn (47.92), Daniel Stockberger (1:51.88), Andrew Bayer (4:02.17)	AG
10	 <a href="#">Princeton</a>	9:43.40	Kyle Soloff (3:00.01), Mike Eddy (46.42), Peter Callahan (1:51.12), Trevor Van Ackeren (4:05.87)	AI
11	 <a href="#">Penn State</a>	9:43.46	Samuel Borchers (2:56.96), Lionel Williams (46.74), Sam Havko (1:52.02), Vince McNally (4:07.76)	AD
12	 <a href="#">Virginia</a>	9:46.33	Sintayehu Taye (2:59.35), Kevin Anding (46.33), Zach Vrhovac (1:51.41), Brett Johnson (4:09.24)	AC
13	 <a href="#">Cornell</a>	9:49.05	Owen Kimple (3:00.41), Chris Tait (47.42), Nick Wade (1:50.14), Charles Hatch (4:11.10)	AM
14	 <a href="#">Arkansas</a>	9:56.74	Drew Butler (2:58.90), Ben Skidmore (47.78), Omar Abdi (1:55.38), Michael Chinchar (4:14.70)	AK

## College Men's Distance Medley

Event 152 Friday 4:10 PM

### Final on Time

PL	School/Affiliation	Mark	Athletes	ID	Sec
1	 <a href="#">Albany</a>	9:43.15	Tyler Fogarty, Jonathan Santana, Nicolas Santos, Johnathan Moore	AU	1
2	 <a href="#">Kentucky</a>	9:44.59	Josh Nadzam, Sharif Webb, Jeremy Zagorski, Patrick McGregor	BC	1
3	 <a href="#">William &amp; Mary</a>	9:46.53	Harry Miller, Chris McIntosh, Chris Tyson, Patterson Wilhelm	AQ	1
4	 <a href="#">UConn</a>	9:49.90	Scott Johnson, Steven Rochester, Tim Bennatan, William Sanders	AR	1

5	 <a href="#">Yale</a>	9:50.44	Chris Labosky, Remi Ray, Chris Ramsey, Conor Dooney	BK	1
6	 <a href="#">Pittsburgh</a>	9:51.24	Kevin Hull, Jerome Lowery, Dontave Cowsette, Greg Kareis	BD	1
7	 <a href="#">Penn</a>	9:52.57	Michael Cunningham, Brian Rosenthal, Darryll Oliver, Jeff Weinstein	BB	1
8	 <a href="#">LSU</a>	9:54.91	Sadiki White, James Thurn, Garrek Thompson, Alan Sticker	AX	1
9	 <a href="#">American</a>	9:54.93	Jeff Brannigan, Matt Farrow, Conor Sullivan, Craig Brown	BM	2
10	 <a href="#">Dartmouth</a>	9:57.04	Matt Miner, Joe Lonek, John Turro, Phil Royer	BA	1
11	 <a href="#">Stony Brook</a>	9:57.61	Alex Felce, Brandon Leung, Shamell Forbes, Daire Bermingham	CA	2
12	 <a href="#">Detroit Mercy</a>	9:58.09	Alex Gould, Lesley Hanna, Matthew Mahler, Patrick Liederbach	BL	2
13	 <a href="#">Duquesne</a>	9:58.29	Adam Shrawder, Cedric Love, Dave Farina, Mark Bucklaw	BE	1
14	 <a href="#">Akron</a>	9:59.17	Joe Mummert, James Seale, Willie Brown, Zachary Goulet	AY	1
15	 <a href="#">Boston College</a>	9:59.89	Louis Serafini, Mark Domaracki, Ian Thomas, Philip Woerner	BH	1
16	 <a href="#">Kent State</a>	10:00.15	Stephen Fischer, Javon Walker, Colin Pettiford, Michael Heller	BS	2
17	 <a href="#">Delaware</a>	10:00.31	Corey Wall, Nick Morrisey, Nate Twer, Gregg Cantwell	BU	2
18	 <a href="#">Louisiana Tech</a>	10:00.84	Alwayne Green, Wade MaGaha, Jermaine Morris, Matt Wolfe	BP	2
19	 <a href="#">St. Joseph's</a>	10:01.12	Luke Fischer, Jared Sabre, Andrew Townsend, Brian Guterl	BT	2
20	 <a href="#">SUNY/Delhi</a>	10:02.08	Zavior Brown, Chris Babcock, Lyle Haywood, Chris Burke	CB	2
21	 <a href="#">La Salle</a>	10:05.41	Nick Crits, Terence McPeak, Trevon Rainford, Sean Ward	AV	1
22	 <a href="#">Maryland</a>	10:09.58	Joshua Finkle, Shawn David, Max Bruno, Mike Cator	BV	2
23	 <a href="#">Wagner</a>	10:19.19	James Johnston, Matthew Villane, Kevin Kearney, Thomas Iannacone	CC	2
24	 <a href="#">Rutgers/Camden</a>	10:22.44	Jason Kendall, Jon Warren, Akeem Lloyd, Frank Iwanicki	BZ	2
25	 <a href="#">Bucknell</a>	10:24.96	Connor McNamara, John Picardo, Jordan Donaldson, Chris Boyd	BI	1
26	 <a href="#">UMBC</a>	10:28.06	Michael Christmas, Aristotle Johnson, Roy Jones, TJ Cowing	BR	2
27	 <a href="#">Army</a>	10:44.03	Kevin Russell, Robert Weir, Thomas Meyer, Daniel Nix	BN	2

Section 1

PL	School/Affiliation	Mark	ID
1	<a href="#">Albany</a>	9:43.15	AU

2	<a href="#">Kentucky</a>	9:44.59	BC
3	<a href="#">William &amp; Mary</a>	9:46.53	AQ
4	<a href="#">UConn</a>	9:49.90	AR
5	<a href="#">Yale</a>	9:50.44	BK
6	<a href="#">Pittsburgh</a>	9:51.24	BD
7	<a href="#">Penn</a>	9:52.57	BB
8	<a href="#">LSU</a>	9:54.91	AX
9	<a href="#">Dartmouth</a>	9:57.04	BA
10	<a href="#">Duquesne</a>	9:58.29	BE
11	<a href="#">Akron</a>	9:59.17	AY
12	<a href="#">Boston College</a>	9:59.89	BH
13	<a href="#">La Salle</a>	10:05.41	AV
14	<a href="#">Bucknell</a>	10:24.96	BI

Section 2

PL	School/Affiliation	Mark	ID
1	<a href="#">American</a>	9:54.93	BM
2	<a href="#">Stony Brook</a>	9:57.61	CA
3	<a href="#">Detroit Mercy</a>	9:58.09	BL
4	<a href="#">Kent State</a>	10:00.15	BS
5	<a href="#">Delaware</a>	10:00.31	BU
6	<a href="#">Louisiana Tech</a>	10:00.84	BP
7	<a href="#">St. Joseph's</a>	10:01.12	BT
8	<a href="#">SUNY/Delhi</a>	10:02.08	CB
9	<a href="#">Maryland</a>	10:09.58	BV
10	<a href="#">Wagner</a>	10:19.19	CC
11	<a href="#">Rutgers/Camden</a>	10:22.44	BZ
12	<a href="#">UMBC</a>	10:28.06	BR
13	<a href="#">Army</a>	10:44.03	BN

## Masters Men's 4x400 50 and older

Event 153Friday 4:30 PM

### Results

PL	School/Affiliation	Mark	Athletes	ID
1	Sprint Force America	3:38.83	James Chinn, Ben James, Archie Glasby, Sal Allah	B
2	Houston Elite TC	3:40.62	Charles Allie, George Haywood, Bill Collins, Horace Grant	A
3	Mass Velocity TC A	3:55.41	Greg McBride, Charles Kelley, Tom Gillen, Dave Neumann	D
4	Mass Velocity TC C	3:58.60	Rudy Briscoe, Craig Davis, Jeff Elliot, Tucker Taff	G
5	Greater Philadelphia TC	4:04.95	Chuck Shields, Jim Anderson, Mark Carver, Patrick Detscher	Q
6	Shore AC	4:16.26	Bob Andrews, Chris Harkins, Harry Nolan, Rick Lapp	E
7	TNT International Racing Club	4:17.77	Gary Leigh, Ross Donolow, Gary Fanelli, Leo Sanders	L
8	Philadelphia Masters A	4:18.82	Dan Fannon, Dave Lapreziosa, Jack Comiskey, Russ Comesey	H
9	Mass Velocity TC B	4:22.59	Less Hess, Steve Snow, Ralph Souppa, Jesse Langley	F
10	Philadelphia Masters B	4:33.96	Mick Donnelly, Joe Rogan, Daniel Lawton, Gary Grossman	J
11	DC Capitol TC	4:35.80	Joe Burho, Doug Hawkland,	I

			Tom Wang, Collin Mitchell	
12	Team Ohio 60+	4:37.10	Lloyd Hathcock, Tom Johnson, Norman Thomas, Allen Huff	N
13	Garden State AC 60+	4:43.01	Joe Horick, Glen Schmehl, Ralph Fusco, Paul Henry	M
14	Shore AC 60+	5:08.04	Dave Zurheido, Dave Friedman, John Kuhi, Walt MacGowen	O
	Sheepshead Bay Alumni TC	DNF	Derek Powers, James Shipley, Fredrick Applewhite, George Corbin II	K

## Masters Women 4x400 40 and older

Event 154 Friday 4:35 PM

### Results





PL	School/Affiliation	Mark	Athletes	ID
1	Athena TC A	4:15.57	Kathleen Shook, Maryline Roux, Lorraine Jasper, Charmaine Roberts	A
2	Millrose AA	4:21.03	Janice Reid, Terri Ballou, Stephanie Rhue, Sonya Badger	C
3	Athena TC B	4:43.92	Alison Suckling, Wendy Glassman, Julie Hayden, Cheryl Bellaire	B
4	Philadelphia Masters TC	5:05.40	Theresa Mays, Julie Hankin, Kristine Longshore, Christina Stevenson	H
	Central Park TC A	DNF	Lisa Daley, Sue Pearsall, Andrea Ostronski, Jeanine Bardo	D

## College Men's 4x400 (Heats)





































Event 155 Friday 4:40 PM

Eight fastest teams from Events #155-159 qualify to Championship Final, Event #267 (Saturday, 6:00 pm). Next eight fastest IC4A teams qualify for IC4A Final, Event #266 (Saturday, 5:55 pm). Next eight fastest teams qualify for College Final, Event #263 (Saturday, 5:40 pm).

### Ranked List

PL	School/Affiliation	Mark	Athletes	ID	Heat
1	 <a href="#">Texas A&amp;M</a>	3:04.84	Michael Preble (47.6), Bryan Miller (45.8), Kyle Dykhuizen (46.7), Tabarie Henry (44.8)	AC	2
2	 <a href="#">Mississippi State</a>	3:05.12	O'Neal Wilder (47.1), Dwight Mullings (46.0), Emmanuel Mayers (47.0), Tavaris Tate (45.0)	AE	3
3	 <a href="#">UTech</a>	3:05.25	Ricardo Cunningham (47.2), Peter Matthews (46.6), Oliver Smith (45.8), Nicholas Maitland (45.7)	AG	2
4	 <a href="#">St. Augustine's</a>	3:05.27	Kelly Fisher (48.3), Antonio Abney (45.7), Jason Boyd (45.6), Josh Scott (45.7)	AW	2
5	 <a href="#">LSU</a>	3:06.02	Caleb Williams, Ade Alleyne-Forte, Jamaal James, Armanti Hayes	AH	1

6	 <a href="#">Johnson C. Smith</a>	3:07.90	Winston Brown, Akino Ming, Jamille Callum, Leford Green	BD	2
7	 <a href="#">Western Kentucky</a>	3:09.18	Gavin Smellie, Terrill McCombs, Ennis Jones, Kendall Gregory	AV	1
8	 <a href="#">South Carolina</a>	3:09.28	Quentin Moore, Obakeng Ngwigwa, Aaron Anderson, Johnny Dutch	AI	1
9	 <a href="#">TCU</a>	3:09.41	Clint Renfro (48.7), Clemore Henry (46.8), Mychal Dungey (46.9), Dell Guy (47.0)	AF	3
10	 <a href="#">Rutgers</a>	3:09.46	Nii-Amon Robertson, Steve Swern, Steve Werner, Aaron Younger	BC	1
11	 <a href="#">Florida</a>	3:09.54	R.J. Anderson (47.6), Tony McQuay (45.4), Preston Wilson (47.0), Calvin Smith (49.5)	AB	1
12	 <a href="#">Texas</a>	3:09.80	Danzell Fortson (47.7), Tevan Everett (47.9), Andre Thomas (46.5), Jonathan Collins (47.7)	AP	1
13	 <a href="#">Tennessee</a>	3:10.58	Varick Tucker, John Hewitt, Kyle Stevenson, Terrance Livingston	BB	3
14	 <a href="#">Seton Hall</a>	3:10.69	Sean Morris (48.3), Carl Smith (48.1), Kamar Ellis (48.4), Christopher Cox (45.9)	AO	1
15	 <a href="#">Houston</a>	3:10.78	Errol Nolan, Joseph Irabor, Garrett Hughey, Doug Kelley	AR	3
16	 <a href="#">Wake Forest</a>	3:11.10	Brent LaRue, Tyler Dodds, Sean Lunkenheimer, Jonathan Reid	AQ	2
17	 <a href="#">North Carolina A&amp;T</a>	3:11.22	Calesio Newman, Jarrell Elliott, D'Mitri Boutry, Akinwale Jordan	BJ	4
18	 <a href="#">North Carolina</a>	3:11.25	Charles Cox (47.7), Ian Williamson (48.4), Kelvin Hardesty (48.5), Clayton Parros (46.7)	AK	3
19	 <a href="#">Binghamton</a>	3:11.32	Christian Smith, Casey Gilbert, Zach Keefer, Cazal Arnett	BW	4
20	 <a href="#">Coppin State</a>	3:11.71	Carlinton Morgan, Teo Bennett, Jamie Wilson, Kayon Smith	AL	3
21	 <a href="#">Morgan State</a>	3:11.90		AS	3
22	 <a href="#">UMES</a>	3:11.92	Thomas Keane-Dawes, Akheem Gauntlett, Paul Jones-Burden, Allodin Fothergill	AT	2
23	 <a href="#">Nebraska</a>	3:12.16	Dan Christensen, Blaise Rewaka, Dax Danns, Lukas Hulett	AU	1
24	 <a href="#">Kent State</a>	3:12.18	Matt Moffett, Brandon Bailey, Princeton Bryson, Destin Heasley	BK	2
25	 <a href="#">Findlay</a>	3:12.73	Greg Schaible, Curtis Smithey, Lyndon Johnson, Simon Bernard	BP	1

26	 <a href="#">Villanova</a>	3:12.81	Nicoy Hines, Garrett Kroner, Stefan Goodridge, Carlton Bowers	BU	4	48	 <a href="#">Hartford</a>	3:19.76	Anderson Emerole, Mike DuPaul, Chris Carr, Warren Lane	DA	7
27	 <a href="#">Delaware State</a>	3:13.67	Burton Clarke, Tyquan Brown, Kelli Thibou, Alan Laws	AJ	2	49	 <a href="#">Bryant</a>	3:19.80	Michael DiBella, Joseph Pugliano, Thomas O'Connor, Alexander Engel	CJ	5
28	 <a href="#">Georgia Tech</a>	3:14.00	Subbu Sivanesan, Hunter Clasen, Jay Oatts, Antonio McKay, Jr.	BR	4	50	 <a href="#">Providence</a>	3:20.68	Brian Stannard, Alan Pandiani, Thomas Manlaviti, Kyle Mushaweh	CS	6
29	 <a href="#">Lincoln</a>	3:14.76	Matthew Costen, Deidre Mcleod, Todd Mason, Kester lewis	BQ	4	51	 <a href="#">St. Rose</a>	3:20.81	Charles Karam, Charles Gilreath, Umar Hasan, Ryan Saunders	DN	8
30	 <a href="#">Fort Valley</a>	3:15.03	Simeon Robins, Quartez Strickland, Roger Chaney Jr., Keon Montgomery	BI	3	52	 <a href="#">UMBC</a>	3:21.22	Joshua Hewitson, Arjun Pradeep, Camal Pugh, Antonio Thomas	DB	7
31	 <a href="#">AIC</a>	3:15.10	John Mullinix, Emile Barnett, Carlton Wildman, Dominic Smith	BS	4	53	 <a href="#">Maine</a>	3:22.13	Matthew Holman, Jamie Ruginski, James Reed, Khabir Edwards	CR	6
32	 <a href="#">Buffalo</a>	3:16.53	Brian Smith, Ezekiel Porter, Isaiah Mask, Shaun Brummert	CI	5	54	 <a href="#">Mount St. Mary's</a>	3:22.37	Hayden Duffy, Jason Kymingham, Christopher Brewington, Joseph Orsulak	DP	8
33	 <a href="#">Virginia State</a>	3:16.59	Charles Ramey II, Daniel Ross, Aaron Chatmon, Michael Westbrook	BN	3	55	 <a href="#">Gwynedd Mercy</a>	3:23.41	Daniel Dunkelberger, Dan Geary, Derek Lockhart, Anthony Adams	CQ	6
34	 <a href="#">Howard</a>	3:16.76	Michael Houston, Richard Williams, Brandon Hill, Stephen Bowe	CT	6	56	 <a href="#">Christopher Newport</a>	3:23.85	Kwarteng Asare, Timothy Daniels, II, Nathan Joyce, Matthew Winkler	DE	7
35	 <a href="#">N.C. Central</a>	3:16.90	Demetrius David, Jamar Jones, Charles Lindsay, Phillip Barren	CM	6	57	 <a href="#">Queensborough CC</a>	3:24.00	Jean Derosiers, Jahmel Upshaw, Donnell Lockhart, Rafael Nunez	DX	8
36	 <a href="#">Louisville</a>	3:17.01	Howard Shepard, Marcellus Hobbs, Shawn Spalding, Jordan Frazier	CG	5	58	 <a href="#">Fairleigh Dickinson</a>	3:24.13	Weymour Johnson, Darren Campbell, Ahmed Amarouch, Waydell Harris	DC	7
37	 <a href="#">Savannah State</a>	3:17.16	Chazwyn Price, Darrius Baker, Tyrone McCoy, Eric Plump	BZ	4	59	 <a href="#">St. Thomas Aquinas</a>	3:24.92	Mike Abelard, Chris Muniz, Einar Brissing, Vincent Modafferi	ED	9
38	 <a href="#">Army</a>	3:17.26	Christopher Michels, Taylor Kensy, Brandon Wright, Michael Hutchins	CB	5	60	 <a href="#">Alfred</a>	3:25.22	Lee Consolo, Matt Phillips, Jeremy Weaver, Richard Scott	DK	7
39	 <a href="#">Texas A&amp;M Kingsville</a>	3:17.54	Sergio Rios, Anthony Washington, Jonathan Woodson, Connell Davis	CZ	7	61	 <a href="#">St. Paul's</a>	3:25.59	Leon Traught, Eric Hill, Brendon Turner, John Singleton	EH	9
40	 <a href="#">Navy</a>	3:17.71	Travis Fanning, David Ash, Alexander Jackson, Matthew Evers	CC	5	62	 <a href="#">Salisbury</a>	3:25.87	Paul Moore, Michael Marfut, Quentin Briscoe, Cory Beebe	DT	8
41	 <a href="#">Ithaca</a>	3:18.46	Doug Koury, Chris Mastrosimone, Jeff Wetmore, Max Orenstein	CX	6	63	 <a href="#">Shaw</a>	3:26.29	Carrington Jones, Nuri Hasan, Raymond Culver, Eric Simmons	DQ	8
42	 <a href="#">Florida International</a>	3:18.56	Jermaine Felix, Michael Pujol, Jermaine Felix, Pedro Bigorra	CH	5	64	 <a href="#">New Jersey City</a>	3:26.39	Christian Cox, Charles Waugh, Jason Matthews, Charles Allen	CP	6
43	 <a href="#">Manhattan</a>	3:18.82	Tyrek Barney, Nick Estis, Carlos Petrovich, John King	BX	4	65	 <a href="#">SUNY/Delhi</a>	3:26.79	Robert Graham, Zavior brown, Chris babcock, Lyle Haywood	DM	7
44	 <a href="#">College of New Jersey</a>	3:18.92	Kyle Gilroy, Robert Searby, Rob McGowan, Steven Murray	CK	5	66	 <a href="#">Kean</a>	3:27.50	Matt Gough, Ricardo Garcia, Chris Edwards, Barry Clark	DI	7
45	 <a href="#">Monmouth</a>	3:19.25	Kevin Merrigan, Eric Fay, Jason Kelsey, Chris Rutherford	DD	7	67	 <a href="#">Winston-Salem</a>	3:28.38	Cornell Jones, James Legins, Bobby Grier, Davril Massey	CL	5
46	 <a href="#">Albany</a>	3:19.45	Peter Rowell, Oluebube Abara, Alex Petit-Frere, Alan Nimblette	BY	4	68	 <a href="#">Rutgers/Newark</a>	3:28.78	Nnaemeka Ibeh, Justin Booker, Corey Graves, Shariff Stubbs	CU	6
47	 <a href="#">Edinboro</a>	3:19.68	Jason Borst, Darren Campbell, Kyle Maio, Kyle Wunz	CW	6	69	 <a href="#">SUNY/Plattsburgh</a>	3:29.32	Kewsi Burgess, Kevin Mercer, Josh Garren, Peter Hamm	DU	8

70	 <a href="#">Detroit Mercy</a>	3:29.61	Kevin Wozniak, Deonte Osayande, Samuel Jones, Matthew Mahler	DY	9
71	 <a href="#">Marist</a>	3:30.33	Dan Conklin, Colin Frederickson, Phil Krupka, John Kristie	DZ	9
72	 <a href="#">Prince George's CC</a>	3:31.38		EG	9
73	 <a href="#">Stevens College</a>	3:31.43	Lamar McLean, Lamar Calhoun, Chad Barninger, Kyle Youtz	DW	8
74	 <a href="#">Gloucester CC</a>	3:31.95	Greg Taylor, Anthony Higereda, Andre Thompson, Willie Anderson	DV	8
75	 <a href="#">Howard CC</a>	3:32.30	Kevin Summers, Roberts Allen, Ken Clarkson, Collin McFadden	EJ	9
76	 <a href="#">St. Francis (Pa)</a>	3:33.05	Anthony Rusonis, Lloyd Foster, William Velez, Ryan DuBois	DS	8
77	 <a href="#">York</a>	3:33.11	Ryan Liggitt, Ben Edwards, Christopher Camodeca, Damian Myers	EA	9
78	 <a href="#">Wesley</a>	3:33.99	Frank Buffa, Chris Donisi, Joseph Perez, Matthew Robertson	EC	9
79	 <a href="#">Kingsborough CC</a>	3:34.72	Tashaka Adoplh, Matthew Agard, Robert Harley, Aleksandr Kopach	DH	9
	 <a href="#">Kansas</a>	DNF	Kyle Clemons, Reggie Carter, Jarrell Rollins, Keron Toussaint	AM	2
	 <a href="#">Bowie State</a>	DNF	Jamin Gallman, Dana Smothers, Bryon Lewis, Alonzo Williams	CF	5

## Heat 1

PL	School/Affiliation	Mark	ID
1	<a href="#">LSU</a>	3:06.02	AH
2	<a href="#">Western Kentucky</a>	3:09.18	AV
3	<a href="#">South Carolina</a>	3:09.28	AI
4	<a href="#">Rutgers</a>	3:09.46	BC
5	<a href="#">Florida</a>	3:09.54	AB
6	<a href="#">Texas</a>	3:09.80	AP
7	<a href="#">Seton Hall</a>	3:10.69	AO
8	<a href="#">Nebraska</a>	3:12.16	AU
9	<a href="#">Findlay</a>	3:12.73	BP

## Heat 2

PL	School/Affiliation	Mark	ID
1	<a href="#">Texas A&amp;M</a>	3:04.84	AC
2	<a href="#">UTech</a>	3:05.25	AG
3	<a href="#">St. Augustine's</a>	3:05.27	AW
4	<a href="#">Johnson C. Smith</a>	3:07.90	BD
5	<a href="#">Wake Forest</a>	3:11.10	AQ
6	<a href="#">UMES</a>	3:11.92	AT
7	<a href="#">Kent State</a>	3:12.18	BK
8	<a href="#">Delaware State</a>	3:13.67	AJ
	<a href="#">Kansas</a>	DNF	AM

## Heat 3

PL	School/Affiliation	Mark	ID
----	--------------------	------	----

1	<a href="#">Mississippi State</a>	3:05.12	AE
2	<a href="#">TCU</a>	3:09.41	AF
3	<a href="#">Tennessee</a>	3:10.58	BB
4	<a href="#">Houston</a>	3:10.78	AR
5	<a href="#">North Carolina</a>	3:11.25	AK
6	<a href="#">Coppin State</a>	3:11.71	AL
7	<a href="#">Morgan State</a>	3:11.90	AS
8	<a href="#">Fort Valley</a>	3:15.03	BI
9	<a href="#">Virginia State</a>	3:16.59	BN

## Heat 4

PL	School/Affiliation	Mark	ID
1	<a href="#">North Carolina A&amp;T</a>	3:11.22	BJ
2	<a href="#">Binghamton</a>	3:11.32	BW
3	<a href="#">Villanova</a>	3:12.81	BU
4	<a href="#">Georgia Tech</a>	3:14.00	BR
5	<a href="#">Lincoln</a>	3:14.76	BQ
6	<a href="#">AIC</a>	3:15.10	BS
7	<a href="#">Savannah State</a>	3:17.16	BZ
8	<a href="#">Manhattan</a>	3:18.82	BX
9	<a href="#">Albany</a>	3:19.45	BY

## Heat 5

PL	School/Affiliation	Mark	ID
1	<a href="#">Buffalo</a>	3:16.53	CI
2	<a href="#">Louisville</a>	3:17.01	CG
3	<a href="#">Army</a>	3:17.26	CB
4	<a href="#">Navy</a>	3:17.71	CC
5	<a href="#">Florida International</a>	3:18.56	CH
6	<a href="#">College of New Jersey</a>	3:18.92	CK
7	<a href="#">Bryant</a>	3:19.80	CJ
8	<a href="#">Winston-Salem</a>	3:28.38	CL
	<a href="#">Bowie State</a>	DNF	CF

## Heat 6

PL	School/Affiliation	Mark	ID
1	<a href="#">Howard</a>	3:16.76	CT
2	<a href="#">N.C. Central</a>	3:16.90	CM
3	<a href="#">Ithaca</a>	3:18.46	CX
4	<a href="#">Edinboro</a>	3:19.68	CW
5	<a href="#">Providence</a>	3:20.68	CS
6	<a href="#">Maine</a>	3:22.13	CR
7	<a href="#">Gwynedd Mercy</a>	3:23.41	CQ
8	<a href="#">New Jersey City</a>	3:26.39	CP
9	<a href="#">Rutgers/Newark</a>	3:28.78	CU

## Heat 7

PL	School/Affiliation	Mark	ID
1	<a href="#">Texas A&amp;M Kingsville</a>	3:17.54	CZ
2	<a href="#">Monmouth</a>	3:19.25	DD
3	<a href="#">Hartford</a>	3:19.76	DA
4	<a href="#">UMBC</a>	3:21.22	DB
5	<a href="#">Christopher Newport</a>	3:23.85	DE
6	<a href="#">Fairleigh Dickinson</a>	3:24.13	DC
7	<a href="#">Alfred</a>	3:25.22	DK
8	<a href="#">SUNY/Delhi</a>	3:26.79	DM
9	<a href="#">Kean</a>	3:27.50	DI

## Heat 8

PL	School/Affiliation	Mark	ID
1	<a href="#">St. Rose</a>	3:20.81	DN

2	<a href="#">Mount St. Mary's</a>	3:22.37	DP
3	<a href="#">Queensborough CC</a>	3:24.00	DX
4	<a href="#">Salisbury</a>	3:25.87	DT
5	<a href="#">Shaw</a>	3:26.29	DQ
6	<a href="#">SUNY/Plattsburgh</a>	3:29.32	DU
7	<a href="#">Stevens College</a>	3:31.43	DW
8	<a href="#">Gloucester CC</a>	3:31.95	DV
9	<a href="#">St. Francis (Pa)</a>	3:33.05	DS

Heat 9

PL	School/Affiliation	Mark	ID
1	<a href="#">St. Thomas Aquinas</a>	3:24.92	ED
2	<a href="#">St. Paul's</a>	3:25.59	EH
3	<a href="#">Detroit Mercy</a>	3:29.61	DY
4	<a href="#">Marist</a>	3:30.33	DZ
5	<a href="#">Prince George's CC</a>	3:31.38	EG
6	<a href="#">Howard CC</a>	3:32.30	EJ
7	<a href="#">York</a>	3:33.11	EA
8	<a href="#">Wesley</a>	3:33.99	EC
9	<a href="#">Kingsborough CC</a>	3:34.72	DH







College Men's 4x400 Heptagonal

Event 156Friday 5:20 PM

Records

ER Cornell 3:09.34 1986 Lyndon Providence, Xavier Washington, John Bayne, Todd Preeley

Results

PL	School/Affiliation	Mark	Athletes	ID
1	 <a href="#">Princeton</a>	3:11.30	Brian Li-A-Ping, Russell Dinkins, Austin Hollimon (46.07), Mike Eddy (46.07)	GA
2	 <a href="#">Penn</a>	3:13.11	Tim Carey, Jeremy Sinclair, Darryll Oliver (47.06), Ben McKean (47.08)	GC
3	 <a href="#">Cornell</a>	3:13.15	Marcel Van Eeden, Brian Freitas, Daniel Thomas (48.10), Nick Huber (48.01)	GB
4	 <a href="#">Yale</a>	3:18.74	Marty Evans, Chris Stanley, Matt Bieszard (48.09), David Soiles (50.05)	GE
5	 <a href="#">Brown</a>	3:21.76	Nathan Elder, Zach Keefer, Zach Malet (50.02), Dylan Remick (49.10)	GG
6	 <a href="#">Dartmouth</a>	3:23.19	Kevin Crowley, Hector Reynoso, Tyronne DeSpensa (50.07), Tyler Ford (50.01)	GF

College Men's 4x400 CTC


Event 157Friday 5:25 PM

Records

ER Montclair State 3:14.28 2004 Paul Noel, Travis Yancey, Jerome Morgan, Lance Wigfall

Results

PL	School/Affiliation	Mark	Athletes	ID
----	--------------------	------	----------	----

1	 <a href="#">Ramapo</a>	3:19.65	Jake Stass, Jermaine Boyd, Kyle Price, Shaquan Brown	HA
2	 <a href="#">New Haven</a>	3:20.92	Winston Reid, Sylvestre Maldonado, Chidoziem Ezemma, Mark Kichar	HD
3	 <a href="#">Adelphi</a>	3:21.35	Matt Spring, Mychael Fabio, Kevin Durant, Bailey Ince	HB
4	 <a href="#">Mansfield</a>	3:23.07	Justen Johnson, Brandon Marlow, Casey Aylesworth, Victor Garcia	HE
5	 <a href="#">Farmingdale State</a>	3:23.48	Steven Brown, Samar Hall, Gregory Denis, DeShaun Thomas	HF
6	 <a href="#">Cheyney</a>	3:23.51	Derrick Davis, Paul Gwen, Dwayne Hyman, James Vallery	HR
7	 <a href="#">Montclair State</a>	3:26.34	Will Brown, Terry Iavarone, Mike Palazzo, Timothy Lynch	HG
8	 <a href="#">Richard Stockton</a>	3:26.89	Chris Collins, Jose Ramos, Ben Hammond, Demetrius Rooks	HK
9	 <a href="#">Rowan</a>	3:27.64		HL
10	 <a href="#">Queens</a>	3:29.08	Andres Cabrera, Jerrell Wisdom, Joseph Mayer, Joseph Miner	HH
11	 <a href="#">CCNY</a>	3:31.64	David Vaughan, Samuel Nkama, Emson Esprit, Paul Dedewo	HN
12	 <a href="#">Holy Family</a>	3:33.59	pat monteith, Rasheed Gilmore, Mike Grubbey, brian davis	HI
13	 <a href="#">Medgar Evers</a>	3:40.35	Yruiy Clarke, Nkosi Dick, Nicholas Nicholson, Christ Welsh	HO
14	 <a href="#">Lehman</a>	3:42.84	Darnell Gatling II, Oscar Kamalu, Andre Gouldbourne, Irfan Anwar	HP
15	 <a href="#">Hunter</a>	3:49.08	Lorenzo Daley, Nikoloz Rekhviashvili, Max Zamor, Joseph Papa	HQ

College Men's 4x400 Wetzler/Pennsylvania

Event 158Friday 5:30 PM

Records

ER La Salle 3:10.5 1980 Jim Vasalvro, Mike Mosley, Mike Burke, Tom Franchelli

Results

PL	School/Affiliation	Mark	Athletes	ID
1	 <a href="#">East Stroudsburg</a>	3:15.39	Chris Reddick, Greg Pammer, Negus Graham, Ian Melhorn	IA
2	 <a href="#">West Chester</a>	3:15.77	Kyle Perry, Leighon Johnson, Matt Houser, Craig Espenshade	IC
3	 <a href="#">Bucknell</a>	3:18.43	Greg Barbier, Dan Mularz, Clement Gyan, Rob Arent	IH
4	 <a href="#">St. Joseph's</a>	3:18.58	David Smith, Steven Philbrook, Garrett Barbalinardo, Jared Sabre	II
5	 <a href="#">Temple</a>	3:20.50	Lou Parisi, Aaron Taylor, Derrhyl Duncan, Alex Schiavi	IJ

6	 <a href="#">Lehigh</a>	3:21.84	Kyle Forrest, Devin Monroe, Phillip Wright, Ifeanyi Edochie	IM
7	 <a href="#">Kutztown</a>	3:22.02	Eli Weeks, Kori Meshaw, Kendel Dixon, Shaun Crump	ID
8	 <a href="#">Millersville</a>	3:25.76		IE
9	 <a href="#">La Salle</a>	3:26.67	Rashad Little, Wayne Bartholomew, Nick Iuele, Ozzie Henderson	IK

4	Shore AC	4:03.58	Crista Strachan, Maurelhena Walles, Lauren Heinkle, Lindsay Thomas	G
5	Central Park TC	4:05.35	Lisa Daley, Joy Romulus, Andrea Bradshaw, Maureen Zivic	K
6	Bronx International Express	4:11.27	Deandra Nelson, Shantel Peters, Diane Joseph, Eve Vadon	E
7	Musketeers TC	4:29.95	Eboni Thompson, Nyeima Teterville, Jodyisa Williams, Angelica Medford	D
8	WWS	4:51.84	Mutarg Hungloe, Kudzai Sondera, Crystelle Khan, Cara Tom	L

## College Men's 4x400 Pop Haddleton MAC

Event 159 Friday 5:35 PM

### Records

ER Susquehanna 3:15.2 1985 Bob Walker, Jeff Walden, Joe Boileau, Mike Spangler

### Results

PL	School/Affiliation	Mark	Athletes	ID
1	 <a href="#">Widener</a>	3:22.91	Nick Dolhancryk, Mark Benedetto, Bernard Innocent, Sean McCarthy	JA
2	 <a href="#">Johns Hopkins</a>	3:23.33	Christo Tait, Pierre Hage, James Walker, Gordan Mack	JB
3	 <a href="#">Dickinson</a>	3:24.56	Dane Lonsdale, Jeremy Keys, Mike Mansuy, Sean Denson	JG
4	 <a href="#">Franklin &amp; Marshall</a>	3:24.88	Kwaku Anno, Nils Michaelis, Ryan Bell, Mike Dohrmann	JJ
5	 <a href="#">Susquehanna</a>	3:25.23	Brian Campbell, Ben Wilson, Joe Zamadics, Ross Koehler	JF
6	 <a href="#">Gettysburg</a>	3:25.50	Tom Senseney, Nick Rosenberger, Adrian Macdonald, Clay Reynolds	JH
7	 <a href="#">Elizabethtown</a>	3:25.61	Wyatt Eaton, Kyle Grimm, Brian Allport, Luke Rotenberger	JC
8	 <a href="#">DeSales</a>	3:27.72	Ben Badilla, Paul Ecker, Pete Moreni, Brent Clauser	JI
9	 <a href="#">Moravian</a>	3:28.29	Alex Macri, Eric Woodruff, Steve Ambrosi, Warner Jones	JE
10	 <a href="#">Misericordia</a>	3:32.06	Kyle Suponicic, Johnny Gibbons, Frank Redmond, Sean Ciborowski	JK

## Olympic Development Women's 4x400

Event 160 Friday 5:40 PM

### Results

PL	School/Affiliation	Mark	Athletes	ID
1	New Horizon TC A	3:38.63	Jessica Clarke, Melocia Clarke, Sophia Smellie, Nicole Dumpson	A
2	The Executives TC	3:40.93	Peaches Roach, Deserea Brown, Shellene Williams, Sheryl Morgan	B
3	Glenarden	3:55.59	Kiana Martinez, Brittany Ogunmokun, Marissa Williams, Andria Smallwood	I

## Olympic Development Men's 4x400

Event 161 Friday 5:45 PM

### Results

PL	School/Affiliation	Mark	Athletes	ID
1	The Executives TC A	3:11.32	Alvin Miles (48.4), Adrian Findlay (47.9), DJ Johnson (47.0), Randy Curry (48.0)	AA
2	Zenith Velocity AC A	3:11.57		AB
3	New Horizon TC	3:12.69	Eric Seely (50.3), David Dickens (46.5), Aggrey Morris (50.5), Jerry Morris (45.4)	AC
4	Ontario Select	3:13.46	Mike Trinkus, Alistair Moona, Tremaine Harris, Daniel Harper	AD
5	Shore AC	3:17.51	Dean Bascom, Marvin Lewis, Garrett Ellis, Jamal Roberts	AK
6	The Executives TC B	3:18.33		AI
7	Central Park TC	3:20.88	Rawle DeLisle, Adrian Crichlow, El Hadji Mbow, Dustin Emrani	AO
8	Musketeers TC	3:23.23	Isaiah Phillip, Lalande Gordon, Hugh Reid, Galonn White	AX
9	D.C. Capitol TC A	3:23.43	Oneil Carter, Brandon Jones, Jeff Jackson, Derrick Whiting	AF
10	WWS A	3:24.46	Kudakwashe Mushauri, Tinashe Mutanga, Zuva Bvekerwa, Narada Jackson	AW
11	Zenith Velocity AC B	3:25.70	Michael Brown, Reggie Leo, Carrington McQueen, Jason McNeil	AJ
12	Philadelphia Panthers TC	3:29.43	Roger Anderson, Raishine Turner, Travis Yancy, Cyril Bradford	AL
13	Bronx International Express	3:30.04	Anthony Bratton, Chris Davis, John Xavier, Horaine Edward	AY
14	Greater Philadelphia AC	3:31.76	Laroi Thompson, Marquis Stancil, Keith Hamilton, Matt Collins	AV
15	D.C. Capitol TC C	3:37.17	Quenton James, Corey Hargrove, Stephen James, Kevin Nichols	AT
16	Queensborough TC	3:38.37	Adrian Davis, Jerry Francois, Laurent Mathurin, Odell Morris	BB
17	WWS B	3:39.77	Raphael Chihambakwe, Damien Smith, Tashinga Chitambira, Nyasha Gotora	BC
18	Greater Philadelphia TC	3:44.63	Timothy McDonough, Delvin Dinkins, Daryl Johnson, Dennis	AZ

		O'Connor	
19	Family TC	3:56.31	Alphonso Mitchell, Anthony Mio, Francisco Contreras, Willie Black BD
	Shore AC New Jersey	DNF	Gigi Gibilisco, Steven Benedict, Devon Burroughs, Noel Thomas BA

		Park, NY)		Campoli, Adam Jacobs, Dan Harris
16	<a href="#">Chaminade</a> (Mineola, NY)	10:53.73		Matt Woop, Steven DiDominica, Andrew James, Conor Nickel J

## High School Boys' Distance Medley Championship of America

Event 162 Friday 5:55 PM

		<b>Records</b>	
NR	South Lakes (Reston, Va)	9:49.78 2001	Richard Smith (3:03.2), Justin Smyser (50.2), Kanda Karno (1:56.6), Alan Webb (3:59.8)
PR	South Lakes (Reston, Va)	9:59.66 2001	Richard Smith (3:07.2), Justin Smyser (50.4), Kanda Karno (1:57.4), Alan Webb (4:04.7)

### Results

PL	School/Affiliation	Mark	Athletes	ID
1	<a href="#">Good Counsel</a> (Olney, MD)	10:09.07	Thomas Tallerico, Cortlandt Harris, Fola Shokunbi, Kyle Graves	O
2	<a href="#">Burnt Hills-Ballston Lake</a> (Burnt Hills, NY)	10:10.67	Scott Maughan, Drew Loeffler, Chris Fernandez, Otis Ubriaco	D
3	<a href="#">Liverpool</a> (Liverpool, NY)	10:12.80	Zavon Watkins, Chris Clemons, Alex Wilke, Colin Savage	B
4	<a href="#">Grafton</a> (Yorktown, VA)	10:15.38	Brian Gorwitz, Conor Wallace, David Gunnerson, Kyle King	E
5	<a href="#">W.W. Plainsboro North</a> (Plainsboro, NJ)	10:15.50	Joe Rosa, Chris Banks, Jon Squeri, Jim Rosa	L
6	<a href="#">Christian Brothers (NJ)</a> (Lincroft, NJ)	10:17.61	Dan Mykityshyn, Matt Rodio, Mark Lee, Mike Mazzaccaro	K
7	<a href="#">West Orange</a> (West Orange, NJ)	10:18.11	Jared Mason, Dexter Valley, Floyd Morgan, Curtis Richburg	I
8	<a href="#">W.W. Plainsboro South</a> (Plainsboro, NJ)	10:18.83	Brian Schoepfer, Alvaro Chavez Espinoza, Nick Schmidt, Sam Macaluso	N
9	<a href="#">Western Branch</a> (Chesapeake, VA)	10:19.73	George Matais, Keenan Smith, Cameron Cipcic, Blake Theroux	C
10	<a href="#">Bishop Hendricken</a> (Warwick, RI)	10:20.60	Brian Doyle, David Revens, Andy Sakovits, Jake Sienko	M
11	<a href="#">Toms River North</a> (Toms River, NJ)	10:20.86	Aaron Leskow, Rob Botti, Brian Macnab, Joe Kotran	G
12	<a href="#">Haddonfield Memorial</a> (Haddonfield, NJ)	10:23.76	Ben Potts, Jordan Harris, Matt Nussbaum, Colin Baker	F
13	<a href="#">Germantown Friends</a> (Philadelphia, PA)	10:35.57	Tom Waterman, Jordan May, David Waterman, Gus McKenzie	P
14	<a href="#">Reservoir</a> (Fulton, MD)	10:39.85	Ryan Jackson, Jimmy Peterson, Jeff Carrion, Eric Schuler	Q
15	<a href="#">Shenendehowa</a> (Clifton	10:42.61	Sam Kimmey, Brian	H

## High School Boys' Mile Run Championship

Event 163 Friday 6:10 PM

### Records

NR	South Lakes (Reston, Va)	3:53.43 2001	Alan Webb
PR	Lakeshore (Fort Erie, Ont)	4:08.13 2009	Jeremy Rae
			NEW PENN RELAYS RECORD. BEST TIME IN US THIS YEAR.

### Results

PL	ID	Athlete	School/Affiliation	Mark
1	1	Pat Schellberg	<a href="#">Delbarton School</a> (Morristown, NJ)	4:08.07
2	8	Isaac Presson	<a href="#">Asheville</a> (Asheville, NC)	4:09.16
3	4	Tom Kehl	<a href="#">Father Judge</a> (Philadelphia, PA)	4:11.07
4	11	Marco Bertolotti	<a href="#">Paul D. Schreiber</a> (Port Washington, NY)	4:11.14
5	14	Robbie Creese	<a href="#">Gleneig</a> (Gleneig, MD)	4:11.56
6	3	Colin Mearns	<a href="#">Jamestown</a> (Williamsburg, VA)	4:12.36
7	15	Drew Paisley	<a href="#">Ocean Lakes</a> (Virginia Beach, VA)	4:12.56
8	12	Anthony Kostelac	<a href="#">Albemarle</a> (Charlottesville, VA)	4:12.91
9	17	Vince Perozze	<a href="#">Perkiomen Valley</a> (Collegeville, PA)	4:13.99
10	2	John Bleday	<a href="#">Xaverian Brothers</a> (Westwood, MA)	4:14.10
11	13	Nick Ross	<a href="#">East Greenwich</a> (East Greenwich, RI)	4:14.72
12	10	Tom Mallon	<a href="#">Central Bucks South</a> (Warrington, PA)	4:17.38
13	6	Matt Jablonski	<a href="#">Loyola Blakefield</a> (Baltimore, MD)	4:17.87
14	5	Eric Dillon	<a href="#">R.S. McLaughlin Collegiate</a> (Oshawa, ONT)	4:19.85
15	9	Byron Jones	<a href="#">Westborough</a> (Westborough, MA)	4:21.01
16	16	Brian Robinson	<a href="#">Millburn</a> (Millburn, NJ)	4:21.67
17	7	Mark McCauley	<a href="#">Greely</a> (Cumberland, ME)	4:29.68

## High School Boys' 3000m Championship

Event 164 Friday 6:15 PM

### Records

NR	Riverbank (Ca)	7:59.83 2008	German Fernandez
PR	Monroe-Woodbury (Central Valley, N.Y.)	8:05.8	1986 John Trautmann

### Results

PL	ID	Athlete	School/Affiliation	Mark
1	3	Kemoy Campbell	<a href="#">Bellefield Comprehensive</a> (Mandeville, JAM)	8:20.14
2	7	Alex Hatz	<a href="#">Fayetteville-Manlius</a> (Manlius, NY)	8:21.01
3	1	Jake Hurysz	<a href="#">Eastern Alamance</a> (Mebane, NC)	8:21.74
4	10	Chris Bendtsen	<a href="#">Wolcott</a> (Wolcott, CT)	8:21.79

5	5	Tyler Udland	<a href="#">Millburn</a> (Millburn, NJ)	8:25.06
6	16	Mohamed Abushouk	<a href="#">Cary</a> (Cary, NC)	8:26.10
7	17	Blake Williams	<a href="#">Northern Durham</a> (Durham, NC)	8:27.60
8	4	Christopher Foley	<a href="#">Chantilly</a> (Chantilly, VA)	8:27.67
9	11	Michael Ross Mansy	<a href="#">Science Hill</a> (Johnson City, TN)	8:28.96
10	19	Yazid Zouaimia	<a href="#">Centreville</a> (Clifton, VA)	8:29.49
11	22	Dustin Wilson	<a href="#">Chestnut Hill Academy</a> (Philadelphia, PA)	8:30.96
12	2	Jeramy Elkaim	<a href="#">Livingston</a> (Livingston, NJ)	8:33.02
13	24	John Murray	<a href="#">Shrewsbury</a> (Shrewsbury, MA)	8:35.06
14	8	Mike Rankin	<a href="#">Paul VI</a> (Haddonfield, NJ)	8:36.10
15	13	KiKanae Punyua	<a href="#">Wilde Lake</a> (Columbia, MD)	8:36.42
16	18	Natnael Meseret	<a href="#">Robert E. Lee</a> (Springfield, VA)	8:43.68
17	23	Max Straneva	<a href="#">Chenango Valley</a> (Binghamton, NY)	8:44.55
18	14	Mike O'Dowd	<a href="#">Colts Neck</a> (Colts Neck, NJ)	8:46.83
19	12	Matthew Valeriani	<a href="#">Southern Regional</a> (Manahawkin, NJ)	8:47.95
20	20	Daniel Francoeur	<a href="#">Conard</a> (West Hartford, CT)	8:57.05

7	<a href="#">Long Beach Poly</a> (Long Beach, CA)	3:48.22	H
8	<a href="#">Medgar Evers</a> (Brooklyn, NY)	DNS	D
			Kelsey Jackson (57.6), Brittney Jackson (56.7), Kayann Richards (55.9), Arielle Stevenson (58.7), Azia Walker (56.5), Erica Winston (58.0), Akawkaw Ndipagbor (55.0), Nyanna Moise-Joseph, Kadecia Baird, Shakele Seaton, Rachel Leene

## College Women's Sprint Medley Championship of America

Event 166Friday 6:30 PM

### Records

NR Tennessee	3:41.78	2004	Tianna Madison, Toyin Olupona, Dee Dee Trotter (51.0), Kameisha Bennett (2:04.2)
AR USA	3:37.16	2006	Rachelle Smith, Lauryn Williams, Monica Hargrove, Hazel Clark
PR Tennessee	3:41.78	2004	Tianna Madison, Toyin Olupona, Dee Dee Trotter (51.0), Kameisha Bennett (2:04.2)
FF Tennessee	3:41.78	?2004	Tianna Madison, Toyin Olupona, Dee Dee Trotter (51.0), Kameisha Bennett (2:04.2)

Philadelphia native LaTavia Thomas anchors the LSU SMR to victory. She is the only woman in Penn Relays history to anchor a winning team in an event for four years in a row.

## High School Girls' 4x400 Championship of America

Event 165Friday 6:25 PM

### Records















NR Long Beach Poly (CA)	3:35.49	2004	Shana Woods (55.7), DeShanta Harris (55.6), Jasmine Lee (52.6), Shalonda Solomon (51.6)
NR Long Beach Poly (Ca)	3:35.49	2004	Shana Woods (55.7), DeShanta Harris (55.6), Jasmine Lee (52.6), Shalonda Solomon (51.6)
PR Holmwood Tech (Manchester, Jamaica)	3:34.75	2001	Kerri Ann White, Karen Gayle, Aneisha McLaughlin, Sheryl Morgan
PR Holmwood Tech (Manchester, Jamaica)	3:34.75	2001	Kerri Ann White (55.8), Karen Gayle (53.3), Aneisha McLaughlin (53.8), Sheryl Morgan (51.9)

### Results

PL	School/Affiliation	Mark	Athletes	ID
1	<a href="#">Holmwood Tech</a> (Manchester, JAM)	3:39.66	Alison Daley (57.2), Janieive Russell (53.8), Petry Fanty (55.9), Chris Ann Gordon (52.8)	B
2	<a href="#">Edwin Allen</a> (Clarendon, JAM)	3:41.04	Shawnette Lewin, Shashawna French, Amoy Blake, Ristananna Tracey	C
3	<a href="#">Benjamin Cardozo</a> (Oakland Gardens, NY)	3:42.27	Latiesha Philson (56.7), Ahtyana Johnson (53.9), Sabrina Southerland (57.9), Chamique Francis (53.8)	A
4	<a href="#">Manchester</a> (Manchester, JAM)	3:42.61	Sandrae Farquharson (55.6), Orenthia Bennett (55.9), Jereece Maxwell (57.3), Natoya Goule (53.8)	F
5	<a href="#">Vere Technical</a> (Clarendon, JAM)	3:44.55	Yanique McNeil (57.7), Shericka Jackson (55.9), Chantal Duncan (58.8), Olivia James (54.2)	G
6	<a href="#">Columbia</a> (Maplewood, NJ)	3:46.48	Tyvonna Johnson (56.3),	E

### Final on Time

PL	School/Affiliation	Mark	Athletes	ID	Sec
1	 <a href="#">LSU</a>	3:48.36	Samantha Henry, Kimberlyn Duncan, Cassandra Tate, LaTavia Thomas	AA	1
2	 <a href="#">Cornell</a>	3:52.86	Melissa Hewitt, Mecha Santos, Jessica Weyman, Kim Standridge	AG	1
3	 <a href="#">UConn</a>	3:55.06	Trisha-Ann Hawthorne, Danielle Lyte, Mandela Graves-Fulgham, Leah Andrianos	AE	1
4	 <a href="#">Seton Hall</a>	3:55.97	Janay Mitchell, Krista Simkins, Jernail Hayes, Nijgia Snapp	AI	1
5	 <a href="#">Penn</a>	3:56.90	Halloran Cope, Leah Brown, Kali Strother, Anna Agenes	AH	1
6	 <a href="#">Middle Tennessee</a>	3:57.50	Kiara Henry, Nyeisha Wright, Amber Jackson, Zamzam Sangau	AT	2
7	 <a href="#">Eastern Michigan</a>	3:57.69	Ashlee Abraham, Ashley Wartley, Asia Rawls, Lauren Quaintance	BV	3
8	 <a href="#">Wake Forest</a>	3:58.53	Maddy Ricco, Nicole Castronuova, Alex Gove, Molly Binder	BX	3
9	 <a href="#">South Carolina</a>	3:58.59	Kelsey McCorkle, Tatianna Fisher, Porche Byrd, Sierra Henderson	CA	4
10	 <a href="#">Mississippi State</a>	3:58.61	Richesa McCaleb, Racquel Farquharson, Keisha Wallace, Chloe Phillips	AL	1
11	 <a href="#">Western</a>	3:59.28	Miaie Williams, Samantha Smith, Kellie Morrison,	BM	3

	<a href="#">Kentucky</a>	Vasity Chemweno		
12	 <a href="#">College of New Jersey</a>	Priscilla Senyah, Miriam Khan, Meryl Wimberley, Jianna Spadaccini	AQ	2
13	 <a href="#">Central Florida</a>	Sheila Paul, Mica Wimberly, Champelle Brown, Carley Dart	AN	1
14	 <a href="#">Louisville</a>	Theresa Lewis, Charachescia Lockhart, Chelsea Brown, Kat Alcorn	AS	2
15	 <a href="#">Indiana</a>	Ann-Marie Clarke, Aireonna Bailey, Ruth Christopher, Jordan Gray	AR	2
16	 <a href="#">Maryland</a>	DeAnna Brown, Arielle Statham, Melony McKay, Kelley Pry	BO	3
17	 <a href="#">Lincoln</a>	Antonia Jones, Kristina Rembert, Esha Wanamaker, Bienna Freeman	AW	2
18	 <a href="#">East Carolina</a>	Tanisha Glover, Nicole Saunders, Tiffany Harris, Brooke Kott	BK	4
19	 <a href="#">Texas A&amp;M</a>	Chandrell Stephens, Elizabeth Adeoti, Andrea Sutherland, Sandy Wooten	BY	3
20	 <a href="#">Penn State</a>	Doris Anyanwu, Caitlin DeFusco, Evonne Britton, Elizabeth Kearins	AC	1
21	 <a href="#">Pittsburgh</a>	Ashley Woodford, Da'Lynn Mills, Arielle Fonrose, Miya Johnson	BF	2
22	 <a href="#">UMES</a>	Jasmin Benbow, Jennell Wade, Cynthia Anais, Eunice Jones	BT	3
23	 <a href="#">Norfolk State</a>	Tierra Flowers, Wanetta Kirby, Dania Sanford, Jennifer Chichester	BH	3
24	 <a href="#">Rutgers</a>	Michelle Gomes, Zainab Bisiolu, Latoshia Bost, Lesney Elgin	BW	3
25	 <a href="#">North Carolina A&amp;T</a>	Ruth Hunt, Krystin Lawson, Jessica Farr, Diamond Marks	CC	4
26	 <a href="#">La Salle</a>	Jalessa Graham, Kyla Jones, Courtney McKnight, Wendy Hutchinson	CB	4
27	 <a href="#">Toledo</a>	Kimara Morgan, Amanda Kaverman, Sarah Woodrum, Kristal Studer	CE	4
28	 <a href="#">Harvard</a>	Jasmine Cho, Adrienne Slaughter, Shannon Conway, Meghan Looney	BZ	4
29	 <a href="#">Houston</a>	Alysha Cook, Tara Prier, Ciera Johnson, Clarissa Payton	AO	1
30	 <a href="#">St. Augustine's</a>	Sheena Johns, Jasmin Peterson-Hassan, Angeliq Smith, Kyra Mobley	BI	3
31	 <a href="#">Prairie View</a>	Myesha Dixon, Margret Harris, Terracia Moody, Branee Robinson	AX	2
32	 <a href="#">Fairleigh Dickinson</a>	Claudine Williams, Nickelle Smith, Lordess Shabazz, Megan Patterson	BE	2

33	 <a href="#">Bowie State</a>	Michelle Palmer, John'nae Allen-Davis, Shayla Davis, Shamika Patton		4:11.66	CD	4
34	 <a href="#">Winston-Salem</a>	Chinaka Bell, Chantelle Bethea, Sandy Harrison, Tyrah Winfrey		4:13.66	AZ	2
35	 <a href="#">Temple</a>	Andrea Butler, Dia Dorsey, Jade Wilson, Tonney Smith		4:14.67	CF	4
36	 <a href="#">Shaw</a>	Chloe Frame, Kiara Arrington, Ashley Ligon, Raychelle Johnson		4:43.14	CG	4

#### Section 1

PL	School/Affiliation	Mark	ID
1	<a href="#">LSU</a>	3:48.36	AA
2	<a href="#">Cornell</a>	3:52.86	AG
3	<a href="#">UConn</a>	3:55.06	AE
4	<a href="#">Seton Hall</a>	3:55.97	AI
5	<a href="#">Penn</a>	3:56.90	AH
6	<a href="#">Mississippi State</a>	3:58.61	AL
7	<a href="#">Central Florida</a>	3:59.66	AN
8	<a href="#">Penn State</a>	4:03.02	AC
9	<a href="#">Houston</a>	4:07.49	AO

#### Section 2

PL	School/Affiliation	Mark	ID
1	<a href="#">Middle Tennessee</a>	3:57.50	AT
2	<a href="#">College of New Jersey</a>	3:59.65	AQ
3	<a href="#">Louisville</a>	4:00.06	AS
4	<a href="#">Indiana</a>	4:00.13	AR
5	<a href="#">Lincoln</a>	4:01.76	AW
6	<a href="#">Pittsburgh</a>	4:03.31	BF
7	<a href="#">Prairie View</a>	4:09.42	AX
8	<a href="#">Fairleigh Dickinson</a>	4:09.78	BE
9	<a href="#">Winston-Salem</a>	4:13.66	AZ

#### Section 3

PL	School/Affiliation	Mark	ID
1	<a href="#">Eastern Michigan</a>	3:57.69	BV
2	<a href="#">Wake Forest</a>	3:58.53	BX
3	<a href="#">Western Kentucky</a>	3:59.28	BM
4	<a href="#">Maryland</a>	4:00.65	BO
5	<a href="#">Texas A&amp;M</a>	4:02.39	BY
6	<a href="#">UMES</a>	4:03.44	BT
7	<a href="#">Norfolk State</a>	4:04.42	BH
8	<a href="#">Rutgers</a>	4:04.43	BW
9	<a href="#">St. Augustine's</a>	4:07.82	BI

#### Section 4

PL	School/Affiliation	Mark	ID
1	<a href="#">South Carolina</a>	3:58.59	CA
2	<a href="#">East Carolina</a>	4:02.13	BK
3	<a href="#">North Carolina A&amp;T</a>	4:04.78	CC
4	<a href="#">La Salle</a>	4:06.05	CB
5	<a href="#">Toledo</a>	4:06.22	CE
6	<a href="#">Harvard</a>	4:06.93	BZ
7	<a href="#">Bowie State</a>	4:11.66	CD
8	<a href="#">Temple</a>	4:14.67	CF
9	<a href="#">Shaw</a>	4:43.14	CG

# College Men's Sprint Medley Championship of America

Event 167 Friday 6:55 PM

## Records

NR	Arkansas	3:12.13	2000	(20.6), Sam Glover (45.0), James Karanu (1:46.0)
PR	Abilene Christian	3:12.88	1995	Joe Styles, Kevin Dilworth, Robert Guy (45.5), Savieri Ngidhi (1:45.8)
FF	Abilene Christian	3:12.88	1995	Joe Styles, Kevin Dilworth, Robert Guy (45.5), Savieri Ngidhi (1:45.8)

## Final on Time

PL	School/Affiliation	Mark	Athletes	ID	Sec
1	 <a href="#">LSU</a>	3:17.65	Gabriel Mvumvure, Armanti Hayes, Ade Alleyne-Forte (47.7), Richard Jones (1:48.4)	AB	1
2	 <a href="#">Delaware State</a>	3:18.40	Ryan Carter, Larrone Moore, Kevaughn Laviea (48.3), Donte Holmes (1:48.2)	AC	1
3	 <a href="#">Kent State</a>	3:19.84	Brandon Bailey, Princeton Bryson, Matt Moffett (47.4), Destin Heasley (1:49.4)	AS	1
4	 <a href="#">TCU</a>	3:20.31	Charles Silmon, Mychal Dungey, Dell Guy (47.4), Sean Zurko (1:50.1)	AN	1
5	 <a href="#">Texas A&amp;M</a>	3:21.37	Bryan Miller, Tabarie Henry, Kyle Dykhuizen (46.3), Joey Roberts (1:51.9)	AG	1
6	 <a href="#">Long Island</a>	3:22.01	Brian Richards, Miles Lewis, Eric Tyler (48.6), Julius Mutekanga (1:50.0)	AO	1
7	 <a href="#">Arkansas</a>	3:22.32	Caleb Cross, LaShawn Butler, Ben Skidmore (48.5), Chris Bilbrew (1:51.0)	AK	1
8	 <a href="#">Lincoln</a>	3:23.63	Kester Lewis, Rushane Scott, Deidre Mcleod, Matthew Costen	BH	2
9	 <a href="#">Louisville</a>	3:24.39	Jacues Caldwell, Tony Baffour, Marcellus Hobbs, Howard Shepard	BD	2
10	 <a href="#">Clemson</a>	3:24.53	Warren Fraser, Justin Murdock, Miller Moss, Jasen Turnbull	BI	2
11	 <a href="#">Maryland</a>	3:24.63	Dareem David, Floyd Hawkes, Jeremy Samuels, Tommy Friscia	AW	2
12	 <a href="#">Albany</a>	3:24.65	Jake Rachiele, Taylor Chaney, Jonathan Santana, Sean Halpin	BC	2
13	 <a href="#">Wake Forest</a>	3:24.89	Tyler Dodds, Jonathan Reid, Alex Hill, Thomas Morrison	BY	4
14	 <a href="#">Norfolk State</a>	3:25.14	Thomas Speller, Kenneth Smith, Tyrell Moon, Vincent Brown	CD	5
15	 <a href="#">Indiana</a>	3:25.30	Wil Glover, Kind Butler, Martin Stephen, Joseph Holahan	BR	3
16	 <a href="#">Florida International</a>	3:25.47	Dennison Long, Victor Chin, Jermaine Felix, Pedro Bigorra	BV	4
17	 <a href="#">North</a>	3:25.55		BA	2

18	 <a href="#">Carolina A&amp;T</a>	3:25.68	Antonio Sales, Andre Carter, Chris Campbell, Scott Pierce	BX	4
19	 <a href="#">South Carolina</a>	3:25.73	Antonio Norvell, DeAngelo Wilson, Donnie Seward, Axel Mostrag	AT	1
20	 <a href="#">Savannah State</a>	3:26.50	Darrius Baker, Eric Plump, Chazwyn Price, Tyrone McCoy	BT	3
21	 <a href="#">Buffalo</a>	3:26.82	Brian Smith, Ezekiel Porter, Isaiah Mask, Shaun Brummert	CJ	5
22	 <a href="#">N.C. Central</a>	3:26.89	Charles Lindsay, Demetrius David, Chris Hall, Jamar Jones	BJ	3
23	 <a href="#">Miami (Fla)</a>	3:27.31	Travis Benjamin, DeMarcus VanDyke, Patrick Blackie, Brian Laskowski	BE	2
24	 <a href="#">East Carolina</a>	3:27.42	Antonial Marshall, Mario Briscoe, Ron Wright, Antonio Palmer	BL	3
25	 <a href="#">Fordham</a>	3:27.69	Sean Atkinson, Christopher Lyons, Brian Schmidt, Bernard Moore	BZ	4
26	 <a href="#">Findlay</a>	3:27.97	Greg Schaible, Erik Birkholz, Curtis Smithey, Joe Guerra	BU	3
27	 <a href="#">Cornell</a>	3:28.30	Chase Aaronson, Ola Williams, Bruno Hortelano-Roig, Tommy Roy	BW	3
28	 <a href="#">Fairleigh Dickinson</a>	3:29.35	Waydell Harris, Raldaine McDonald, Darren Campbell, Ahmed Amarouch	CC	4
29	 <a href="#">Winston-Salem</a>	3:29.58	Richard Marcellus, Paul Williams, Chad Smith, Andrew Chebii	BM	3
30	 <a href="#">Morgan State</a>	3:30.01	Trey Charles, Carbinere Whyte, Kevin Bowen, Issac Richardson	AX	2
31	 <a href="#">Detroit Mercy</a>	3:30.18	Vushaun Landrum, Earnest Cleary, Lesley Hanna, Chris Smalley	CA	4
32	 <a href="#">Hampton</a>	3:31.26	Predist Walker, Devon Brown, Lawrence Campbell, Xavier Fraction	BF	2
33	 <a href="#">Navy</a>	3:31.36	Adam Crawford, Lorenzo Armijo, Kolton Kempel, Branden Roy	CH	5
34	 <a href="#">St. Joseph's</a>	3:32.57	Tom DiNatale, Drew Brandt, Dylan Wenik, Stephen Young	CG	5
35	 <a href="#">St. Augustine's</a>	3:34.81	Ramon Gittens, Sean Stuart, Richard Boone, Johnny Shuping	AV	1
36	 <a href="#">Temple</a>	3:35.21	Dylan Pensyl, Daniel Lynch, Brad McFadden, Zac Coulson	CI	5
37	 <a href="#">Monmouth</a>	3:36.14	Zachary Krupka, Eric Fay, Joshua Lewis, Ford Palmer	CB	4
38	 <a href="#">Shaw</a>	3:47.32	Eric Simmons, Clinton Rogers, Carrington Jones, Lawrence Lewis	CL	5
	 <a href="#">Boston College</a>	DNF	Kellen Foley, Jeff Smith, Kyle Nelson, Andrew MacIsaac	BN	3



Section 1

PL	School/Affiliation	Mark	ID
1	<a href="#">LSU</a>	3:17.65	AB
2	<a href="#">Delaware State</a>	3:18.40	AC
3	<a href="#">Kent State</a>	3:19.84	AS
4	<a href="#">TCU</a>	3:20.31	AN
5	<a href="#">Texas A&amp;M</a>	3:21.37	AG
6	<a href="#">Long Island</a>	3:22.01	AO
7	<a href="#">Arkansas</a>	3:22.32	AK
8	<a href="#">VCU</a>	3:25.73	AT
9	<a href="#">St. Augustine's</a>	3:34.81	AV

Section 2

PL	School/Affiliation	Mark	ID
1	<a href="#">Lincoln</a>	3:23.63	BH
2	<a href="#">Louisville</a>	3:24.39	BD
3	<a href="#">Clemson</a>	3:24.53	BI
4	<a href="#">Maryland</a>	3:24.63	AW
5	<a href="#">Albany</a>	3:24.65	BC
6	<a href="#">North Carolina A&amp;T</a>	3:25.55	BA
7	<a href="#">Miami (Fla)</a>	3:27.31	BE
8	<a href="#">Morgan State</a>	3:30.01	AX
9	<a href="#">Hampton</a>	3:31.26	BF

Section 3

PL	School/Affiliation	Mark	ID
1	<a href="#">Indiana</a>	3:25.30	BR
2	<a href="#">Savannah State</a>	3:26.50	BT
3	<a href="#">N.C. Central</a>	3:26.89	BJ
4	<a href="#">East Carolina</a>	3:27.42	BL
5	<a href="#">Findlay</a>	3:27.97	BU
6	<a href="#">Cornell</a>	3:28.30	BW
7	<a href="#">Winston-Salem</a>	3:29.58	BM
	<a href="#">Boston College</a>	DNF	BN
	<a href="#">Harvard</a>	DNF	BP

Section 4

PL	School/Affiliation	Mark	ID
1	<a href="#">Wake Forest</a>	3:24.89	BY
2	<a href="#">Florida International</a>	3:25.47	BV
3	<a href="#">South Carolina</a>	3:25.68	BX
4	<a href="#">Fordham</a>	3:27.69	BZ
5	<a href="#">Fairleigh Dickinson</a>	3:29.35	CC
6	<a href="#">Detroit Mercy</a>	3:30.18	CA
7	<a href="#">Monmouth</a>	3:36.14	CB

Section 5

PL	School/Affiliation	Mark	ID
1	<a href="#">Norfolk State</a>	3:25.14	CD
2	<a href="#">Buffalo</a>	3:26.82	CJ
3	<a href="#">Navy</a>	3:31.36	CH
4	<a href="#">St. Joseph's</a>	3:32.57	CG
5	<a href="#">Temple</a>	3:35.21	CI
6	<a href="#">Shaw</a>	3:47.32	CL

Results

PL	School/Affiliation	Mark	Athletes	ID
1	General Electric B	10:42.48		Q
2	Mizuno	11:16.15		K
3	General Electric A	11:23.96	Adam Eschner, Donna Christou, James Watts, David Wheeler	A
4	Merck & Co, Inc. A	11:28.98		D
5	Northwestern Mutual A	11:43.62		J
6	Lockheed Martin C	11:53.55		W
7	Lockheed Martin B	12:04.36		R
8	HBO A	12:13.38		E
9	FDNY – Fire Department, City of NY	12:19.69		F
10	Vanguard	12:24.65		H
11	Merck & Co, Inc. B	12:27.85		S
12	Lenape Regional High School	12:44.17		M
13	Penn Medicine – Pennsylvania Hospital	12:44.63		I
14	Philadelphia Insurance Companies A	12:45.68		G
15	AT&T	13:00.77		Z
16	Merck & Co, Inc. C	13:05.99		X
17	Sensata Technologies	13:06.74		O
18	Philadelphia Insurance Companies B	14:06.83		U
19	HBO B	14:14.63		T
20	Northwestern Mutual B	14:39.42		V
21	Pennoni Associates, Inc.	16:02.82		N
22	CSL Behring Biotherapies	16:11.18		P
23	HBO C	17:17.31		Y
24	Lockheed Martin A	DNS		B
25	Booz Allen Hamilton	DNS		C
26	Microsoft Corporation	DNS	William Gates, Warren Buffet, Steve Jobs, Steve Wozniak	L

# High School Girls' Discus Throw Championship

Event 289 Friday 9:00 AM

## Records

NR Shafter (Ca) 57.98 (190-3) 2009 Anna Jelmini  
 PR Butler (Matthews, NC) 49.28 (161-8) 2009 Aslynn Halvorson

## Results

PL ID	Athlete	School/Affiliation	Mark
1 1	Candicea Bernard	<a href="#">St. Hugh's</a> (Kingston 5, JAM)	48.05m (157-7)
2 4	Vanessa Levy	<a href="#">Vere Technical</a> (Clarendon, JAM)	44.47m (145-10)
3 7	Lauren Allam	<a href="#">Chesapeake</a> (Pasadena, MD)	43.61m (143-0)
4 2	Sequoia Watkins	<a href="#">T.C. Roberson</a> (Asherville, NC)	43.36m (142-3)
5 6	Sasha-Gay Marston	<a href="#">Edwin Allen</a> (Clarendon, JAM)	42.51m (139-5)
6 5	Brenda Oyola	<a href="#">Albergue Olimpico</a> (Salinas, PR)	40.94m (134-3)
7 9	Ashley Arroyo	<a href="#">Albergue Olimpico</a> (Salinas, PR)	40.14m (131-8)
8 13	Alana Pantale	<a href="#">Wayne Valley</a> (Wayne, NJ)	39.92m (130-11)
9 16	Candice Hendricks	<a href="#">McDonogh School</a> (Owings Mills, MD)	39.13m (128-4)
10 10	Aubree Ray	<a href="#">Middletown</a> (Middletown, PA)	37.89m (124-3)
11 12	Chelsea Cioffi	<a href="#">Pitman</a> (Pitman, NJ)	37.29m (122-4)
12 18	Kaitlyn Brunner	<a href="#">Brick Township</a> (Brick, NJ)	36.99m (121-4)
13 15	Brianna Dugan	<a href="#">Muhlenberg</a> (Laureldale, PA)	36.83m (120-9)
14 11	Joanna Koronios	<a href="#">Carle Place</a> (Carle Place, NY)	36.18m (118-8)
15 8	Chloe Early	<a href="#">Delaware Valley</a> (Frenchtown, NJ)	35.18m (115-5)
16 20	Sarah Fairbanks	<a href="#">Elizabethtown Area</a> (Elizabethtown, PA)	33.77m (110-9)
17 19	Jen Jarvis	<a href="#">Morris Knolls</a> (Rockaway, NJ)	31.68m (103-11)
18 17	Jocelyn Williams	<a href="#">Hamilton West</a> (Hamilton, NJ)	31.17m (102-3)
14	Devene Brown	<a href="#">St. Hugh's</a> (Kingston 5, JAM)	nm

# College Men's High Jump College

Event 290 Friday 10:00 AM

## Records

ER South Carolina State 2.22 (7-3 1/4) 1993 Abraham Faust

## Results

PL ID	Athlete	School/Affiliation	Mark
1 16	Hoova Taylor	 <a href="#">Virginia State</a>	2.12m (6-11.5)
2 29	Kenneth Agee	 <a href="#">Kent State</a>	2.12m (6-11.5)
3 26	Neil Angermeier	 <a href="#">Louisville</a>	2.12m (6-11.5)
4 14	Michael McCall	 <a href="#">Akron</a>	2.12m (6-11.5)
4 77	Jeffrey Burgos	 <a href="#">Turabo (PR)</a>	2.12m (6-11.5)
6 41	Michael Kursteiner	 <a href="#">South Florida</a>	2.08m (6-9.75)
7 20	Jon Hill	 <a href="#">Texas</a>	2.08m (6-9.75)
8 19	Raphael Hall	 <a href="#">Norfolk State</a>	2.08m (6-9.75)
9 18	Frankie Hammond	 <a href="#">Florida</a>	2.08m (6-9.75)
10 15	Bryan Turner	 <a href="#">Florida</a>	2.08m (6-9.75)
11 24	Maurice Hall	 <a href="#">St. Paul's</a>	2.08m (6-9.75)
12 30	Clarence Powell	 <a href="#">Liberty</a>	2.04m (6-8.25)
13 28	David Wilkins	 <a href="#">South Carolina</a>	2.04m (6-8.25)
14 38	Drew Kanz-O'Shea	 <a href="#">East Carolina</a>	2.04m (6-8.25)
15 21	Cory Vales	 <a href="#">Findlay</a>	2.04m (6-8.25)
16 31	Jared Nuxoll	 <a href="#">Indiana</a>	2.04m (6-8.25)
17 34	Juan Cave	 <a href="#">Georgia Tech</a>	2.00m (6-6.75)
18 27	Anthony Bryant	 <a href="#">Liberty</a>	2.00m (6-6.75)
33	Matthew Villemain	 <a href="#">North Carolina</a>	nh
35	Nathan Summerville	 <a href="#">Winston-Salem</a>	nh
39	Michael Kotecki	 <a href="#">Duke</a>	nh
42	Damon Dixon	 <a href="#">Hampton</a>	nh
78	Cory Spalding	 <a href="#">Kentucky State</a>	nh

# College Men's High Jump Eastern




Event 291 Friday 10:00 AM

## Records

ER Richard Stockton 2.13 (6-11 3/4) 2006 Paul Klemic

## Results

PL ID	Athlete	School/Affiliation	Mark
1 45	Noel James	 <a href="#">AIC</a>	2.12m (6-11.5)
2 44	Marquis Thomas	 <a href="#">UConn</a>	2.10m (6-10.75)
3 51	Albert Darling	 <a href="#">Villanova</a>	2.07m (6-9.5)
4 63	Thomas Wagner	 <a href="#">Army</a>	2.07m (6-9.5)
5 67	Valdir Mondesir	 <a href="#">Ramapo</a>	2.07m (6-9.5)
6 47	Dylan Moore	 <a href="#">AIC</a>	2.04m (6-8.25)
7 48	Aaron Johnson	 <a href="#">Bowie State</a>	2.04m (6-8.25)
8 50	Leander Toney	 <a href="#">Indiana (Pa)</a>	2.04m (6-8.25)
9 52	Josue Louis	 <a href="#">Temple</a>	2.04m (6-8.25)
10 58	Eugene Kennedy	 <a href="#">Buffalo</a>	2.04m (6-8.25)
11 65	Chris Huch	 <a href="#">Richard Stockton</a>	2.00m (6-6.75)
12 54	Chris Arlinghaus	 <a href="#">Cornell</a>	2.00m (6-6.75)
13 64	Sean Reilly	 <a href="#">Penn State</a>	2.00m (6-6.75)
14 57	Jay Pierce	 <a href="#">Cornell</a>	2.00m (6-6.75)
15 46	Ian Fox	 <a href="#">Princeton</a>	1.96m (6-5)
15 60	Bryson Hartzler	 <a href="#">Penn State</a>	1.96m (6-5)
17 71	Joshua Houston	 <a href="#">Navy</a>	1.96m (6-5)
18 61	Brian Zitterkopf	 <a href="#">Navy</a>	1.96m (6-5)
49	Dean Brown	 <a href="#">St. Francis (NY)</a>	nh
55	Drew Fitzgerald	 <a href="#">Bucknell</a>	nh
56	Michael Hutchins	 <a href="#">Army</a>	nh
62	Alexander Maurer	 <a href="#">Lehigh</a>	nh
66	Caleb Matthews	 <a href="#">Pittsburgh</a>	nh
68	Folarin Ijelu	 <a href="#">Pittsburgh</a>	nh

74	Chris Stahlmann	 <a href="#">Ithaca</a>	nh
75	Rainford Thomas	 <a href="#">Rhode Island</a>	nh
76	Kramer Jakubek	 <a href="#">Ithaca</a>	nh




















# College Men's Pole Vault College

Event 292 Friday 10:00 AM

## Records

ER North Carolina 5.31 (17-5) 1990 Robert Rothwell

## Results

PL ID	Athlete	School/Affiliation	Mark
1 23	Thomas Reinecke	 <a href="#">LSU</a>	5.05m (16-6.75)
2 20	Joseph Caraway	 <a href="#">LSU</a>	5.05m (16-6.75)
3 18	Kevin Brinkley	 <a href="#">VCU</a>	5.05m (16-6.75)
4 31	Sean Young	 <a href="#">South Florida</a>	4.95m (16-2.75)
5 19	Brett Bennett	 <a href="#">Texas A&amp;M</a>	4.80m (15-9)
5 22	Chris Spear	 <a href="#">Clemson</a>	4.80m (15-9)
7 26	Tony Shirk	 <a href="#">Duke</a>	4.80m (15-9)
7 43	Cody Fridgen	 <a href="#">Liberty</a>	4.80m (15-9)
9 32	Derek Hynes	 <a href="#">Princeton</a>	4.80m (15-9)
10 30	Geren Woodbridge	 <a href="#">Liberty</a>	4.65m (15-3)
10 40	Andrew Brown	 <a href="#">Ithaca</a>	4.65m (15-3)
14	Daniel Keller	 <a href="#">North Carolina</a>	nh
24	Matt Shuler	 <a href="#">South Carolina</a>	nh
29	Kyle Gann	 <a href="#">Louisville</a>	nh
33	Nick David	 <a href="#">Farmingdale State</a>	nh
34	Justin Savini	 <a href="#">Liberty</a>	nh
36	James Berry	 <a href="#">Maine</a>	nh
37	Jonathan Dorph	 <a href="#">Duquesne</a>	nh
41	Dylan Dombrowski	 <a href="#">UConn</a>	nh

## College Women's Triple Jump College

Event 295Friday 11:00 AM

### Records

ER Alabama 12.98 (42-7) 2000 Shun Hunter

## College Women's Triple Jump Championship

Event 293Friday 10:00 AM

### Records

NR LSU 14.25(i) (46-9) 1997 Suzette Lee

PR Pittsburgh 13.98 (45-10 1/2) 1997 Trecia Smith

FF Pittsburgh 13.98 (45-10 1/2) 1997 Trecia Smith

### Results

PL ID	Athlete	School/Affiliation	Mark
1 4	Neidra Covington	 <a href="#">TCU</a>	13.22m w (43-4.5)
2 7	Melissa Ogbourne	 <a href="#">LSU</a>	12.89m w (42-3.5)
3 6	Ashika Charan	 <a href="#">Texas A&amp;M</a>	12.87m w (42-2.75)
4 11	Sarah Nambawa	 <a href="#">Middle Tennessee</a>	12.75m w (41-10)
5 12	Tiffany Peters	 <a href="#">Texas A&amp;M</a>	12.62m w (41-5)
6 8	Vashti Thomas	 <a href="#">Texas A&amp;M</a>	12.35m w (40-6.25)

## College Men's Shot Put Championship

Event 294Friday 10:00 AM

### Records

NR UCLA 22.00 (72-2 1/4) 1995 John Godina

PR Florida State 20.84 (68-4 1/2) 2006 Garrett Johnson

FF Florida State 20.84 (68-4 1/2) 2006 Garrett Johnson

### Results

PL ID	Athlete	School/Affiliation	Mark
1 1	Kemal Mesic	 <a href="#">Florida</a>	18.92m (62-1)
2 4	Hayden Baillio	 <a href="#">Texas</a>	18.17m (59-7.5)
3 5	Jacob Thormaehlen	 <a href="#">Texas</a>	17.85m (58-6.75)
4 10	O'Dayne Richards	 <a href="#">UTech</a>	16.88m (55-4.75)
5 11	Kwabena Keene	 <a href="#">North Carolina</a>	17.72m (58-1.75)
6 9	Brice Paey	 <a href="#">New Hampshire</a>	17.51m (57-5.5)
7 2	Joe Kovacs	 <a href="#">Penn State</a>	17.67m (57-11.75)
8 3	Blake Eaton	 <a href="#">Penn State</a>	17.38m (57-0.25)
9 12	Larry Lundy	 <a href="#">Monmouth</a>	15.44m (50-8)

### Results

PL ID	Athlete	School/Affiliation	Mark
1 14	Sasha-Kay Matthias	 <a href="#">Texas A&amp;M</a>	12.63m w (41-5.25)
2 78	Sharonda Redfield	 <a href="#">Savannah State</a>	12.53m w (41-1.5)
3 28	Alexandra Afloari	 <a href="#">Toledo</a>	12.34m (40-6)
4 18	Jhanelle McLeod	 <a href="#">Georgia Tech</a>	12.21m (40-0.75)
5 16	Amelia Anderson	 <a href="#">Auburn</a>	12.12m (39-9.25)
6 23	Ke'Undra Bishop	 <a href="#">Kentucky</a>	12.06m (39-6.75)
7 79	Amber Hughes	 <a href="#">Savannah State</a>	11.95m w (39-2.5)
8 39	Charachesicia Lockhart	 <a href="#">Louisville</a>	11.92m w (39-1.25)
9 27	Niesha Kelly	 <a href="#">Akron</a>	11.87m w (38-11.5)
10 33	Keri Dantley	 <a href="#">Kent State</a>	11.82m (38-9.5)
11 31	Kirsten Fields	 <a href="#">St. Augustine's</a>	11.77m (38-7.5)
12 17	Tomika Story	 <a href="#">Central Florida</a>	11.73m (38-6)
13 77	Stephanie Barnes	 <a href="#">St. John's</a>	11.70m w (38-4.75)
14 42	Elaine Rhoades	 <a href="#">Norfolk State</a>	11.69m (38-4.25)
15 36	Radiance Basden	 <a href="#">South Carolina</a>	11.57m (37-11.5)
19	Whitney Rose	 <a href="#">Virginia</a>	nm
20	Wendy Copeland	 <a href="#">Mississippi State</a>	nm
34	Kortney Thurman	 <a href="#">Middle Tennessee</a>	nm
38	Yuhong Fu	 <a href="#">Toledo</a>	nm
























## College Women's Triple Jump Eastern




Event 296 Friday 11:00 AM

### Records

ER Syracuse 12.76 (41-10 1/2) 2005 Sheron Mark

### Results

PL ID	Athlete	School/Affiliation	Mark
1 55	Malin Marmbrandt	 <a href="#">Manhattan</a>	12.38m (40-7.5)
2 51	Tanaya Lloyd	 <a href="#">Penn State</a>	12.34m w (40-6)
3 50	Uzunma Udeh	 <a href="#">Columbia</a>	12.30m (40-4.25)
4 48	Briana Hudson	 <a href="#">North Carolina</a>	12.28m w (40-3.5)
5 54	Danay Spencer	 <a href="#">Long Island</a>	12.09m w (39-8)
6 66	Queen Okeke	 <a href="#">Columbia</a>	12.07m (39-7.25)
7 81	Kimarie Black	 <a href="#">Buffalo</a>	12.06m (39-6.75)
8 64	Kristin Brandt	 <a href="#">Cornell</a>	12.02m w (39-5.25)
9 47	Christina Epps	 <a href="#">Coppin State</a>	11.87m (38-11.5)
10 43	Camelia Morman	 <a href="#">East Carolina</a>	11.82m (38-9.5)
11 61	Tiffany Sprenkels	 <a href="#">Albany</a>	11.79m w (38-8.25)
12 71	Kim Lienhoop	 <a href="#">Cornell</a>	11.79m (38-8.25)
13 57	Kathryn Gevitz	 <a href="#">Penn</a>	11.79m (38-8.25)
14 45	Gabriela Baiter	 <a href="#">Brown</a>	11.74m w (38-6.25)
15 74	Stephanie Orji	 <a href="#">Cheyney</a>	11.66m w (38-3.25)
16 70	Shannon Stone	 <a href="#">Brown</a>	11.62m w (38-1.5)
17 72	Brittany Gibbs	 <a href="#">Monmouth</a>	11.50m (37-8.75)
18 82	Catherine Okoukoni	 <a href="#">Penn</a>	11.48m (37-8)
19 49	Courtney Bell	 <a href="#">Penn State</a>	11.48m (37-8)
20 76	Kristen Bates	 <a href="#">Messiah</a>	11.47m (37-7.75)
21 67	Brianna Liebold	 <a href="#">Indiana (Pa)</a>	11.41m w (37-5.25)
22 68	Jaclyn Smith	 <a href="#">James Madison</a>	11.39m (37-4.5)
23 69	Ashley Mahlmeister	 <a href="#">Albany</a>	11.38m (37-4)
24 73	MaryKate Walsh	<a href="#">Monmouth</a>	11.36m w (37-3.25)

25 46	Jessie Gaines	 <a href="#">Long Island</a>	11.12m (36-5.75)
26 60	Bianca Williams	 <a href="#">Princeton</a>	11.12m (36-5.75)
63	Anita James	 <a href="#">Pittsburgh</a>	nm

## College Women's Discus Throw Championship

Event 297 Friday 11:00 AM

### Records

NR Arizona 67.48 (221-5) 1981 Meg Ritchie

PR Washington 57.76 (189-6) 1996 Aretha Hill

FF Washington 57.76 (189-6) 1996 Aretha Hill

### Results

PL ID	Athlete	School/Affiliation	Mark
1 10	Brittini Borrero	 <a href="#">Kent State</a>	52.34m (171-8)
2 9	Phelecia Reynolds	 <a href="#">Louisiana Tech</a>	51.88m (170-2)
3 12	Amiee Kodat	 <a href="#">South Carolina</a>	48.86m (160-3)
4 7	Okwukwe Okolie	 <a href="#">Texas</a>	48.18m (158-0)
5 8	Kristen Batts	 <a href="#">Maryland</a>	47.56m (156-0)
6 11	Tynisha McMillian	 <a href="#">UConn</a>	47.35m (155-4)
7 6	Lakendra Thames	 <a href="#">Central Florida</a>	47.04m (154-3)
8 2	Samia Stokes	 <a href="#">LSU</a>	46.29m (151-10)
9 3	Ashley Howard	 <a href="#">Winthrop</a>	45.61m (149-7)
10 1	Keely Medeiros	 <a href="#">Florida</a>	45.16m (148-1)
11 5	Allison Randall	 <a href="#">Morgan State</a>	44.35m (145-6)
12 4	Faith Sherrill	 <a href="#">Indiana</a>	44.33m (145-5)

## College Men's Shot Put College

Event 298 Friday 11:15 AM

### Records

ER Memphis 18.46 (60-6 3/4) 1997 Kevin Richardson

### Results

PL ID	Athlete	School/Affiliation	Mark
1 16	Dennis Aliotta	 <a href="#">East Carolina</a>	17.85m (58-6.75)
2 14	Vincent Elardo	 <a href="#">Monmouth</a>	17.68m (58-0.25)
3 18	Bob Belden	 <a href="#">Cornell</a>	17.08m (56-0.5)
4 13	Carlos Martinez	 <a href="#">Turabo (PR)</a>	16.78m (55-0.75)
5 21	Kyle Goodman	 <a href="#">North Carolina</a>	16.37m (53-8.5)
6 20	Michael Barbas	 <a href="#">Duke</a>	16.20m (53-1.75)
7 15	Ryan Smith	 <a href="#">Liberty</a>	16.11m (52-10.25)
8 17	Chris DiLorenzo	 <a href="#">North Carolina</a>	15.84m (51-11.75)
9 19	Ed Wesela	 <a href="#">Mississippi State</a>	15.81m (51-10.5)
10 25	Paul Haas	 <a href="#">Indiana</a>	15.71m (51-6.5)
11 32	Ernest Spellman	 <a href="#">Norfolk State</a>	15.52m (50-11)
12 27	Kenneth Rowland	 <a href="#">East Carolina</a>	15.51m (50-10.75)
13 30	Robert Boulware	 <a href="#">North Carolina A&amp;T</a>	15.23m (49-11.75)
14 23	Cody Davis	 <a href="#">VMI</a>	15.15m (49-8.5)
15 26	Andrew Finley	 <a href="#">South Carolina</a>	15.00m (49-2.5)
16 24	Louis Day	 <a href="#">South Carolina</a>	14.78m (48-6)
28	Daniel Novia	 <a href="#">Indiana</a>	nm
























## College Men's Shot Put Eastern

Event 299 Friday 11:15 AM

### Records

ER Monmouth 18.56 (60-10.75) 2009 Larry Lundy

### Results

PL ID	Athlete	School/Affiliation	Mark
1 36	Mike Alleman	 <a href="#">UConn</a>	17.67m (57-11.75)
2 34	Brandon Fugett	 <a href="#">Salisbury</a>	17.64m (57-10.5)
3 35	Jack Brady	 <a href="#">Harvard</a>	16.25m (53-3.75)
4 42	Roman Ewald	 <a href="#">Manhattan</a>	16.12m (52-10.75)
5 38	Edward Brucker	 <a href="#">Harvard</a>	16.05m (52-8)
6 43	Garrett Larkin	 <a href="#">Pittsburgh</a>	15.74m (51-7.75)
7 40	Shawn Sabo	 <a href="#">Monmouth</a>	15.61m (51-2.75)
8 41	Nicholas Ray	 <a href="#">Lehigh</a>	15.53m (50-11.5)
9 57	Joseph Nemeth	 <a href="#">Army</a>	15.50m (50-10.25)
10 37	Eugene Asimou	 <a href="#">Montclair State</a>	15.42m (50-7.25)
11 44	Mike Gray	 <a href="#">Mansfield</a>	15.33m (50-3.5)
12 50	Chris Boniwell	 <a href="#">Navy</a>	15.19m (49-10)
13 48	Patrick Park	 <a href="#">Princeton</a>	15.18m (49-9.75)
14 64	Kurt Bujewski	 <a href="#">Army</a>	15.10m (49-6.5)
15 53	Matthew Nulk	 <a href="#">Army</a>	15.04m (49-4.25)
16 51	Joel Karacozoff	 <a href="#">Princeton</a>	14.86m (48-9)
17 54	Paul Wagner	 <a href="#">East Stroudsburg</a>	14.81m (48-7.25)
18 66	Collin Cumberbatch	 <a href="#">Bowie State</a>	14.72m (48-3.5)
19 49	Jonathan Lockhart	 <a href="#">Bucknell</a>	14.71m (48-3.25)
20 55	Anthony Stroffolino	 <a href="#">Penn</a>	14.70m (48-2.75)
21 62	David Smith	 <a href="#">Yale</a>	14.61m (47-11.25)
22 47	Nabil Mubarak	 <a href="#">Penn State</a>	14.54m (47-8.5)
23 59	Nik Berisha	 <a href="#">Fairleigh Dickinson</a>	14.49m (47-6.5)

24	63	Christopher Buck	 <a href="#">Lehigh</a>	14.40m (47-3)	4	27	David Irving	 <a href="#">Dartmouth</a>	51.38m (168-6)
25	56	Joseph Charles	 <a href="#">Bronx CC</a>	14.39m (47-2.5)	5	14	Emory Parsons	 <a href="#">North Carolina</a>	51.09m (167-7)
26	52	Gregory Borrelli	 <a href="#">Rhode Island</a>	14.10m (46-3.25)	6	36	Joel Karacozoff	 <a href="#">Princeton</a>	50.64m (166-1)
27	46	Zacharia Ahmed	 <a href="#">Fairleigh Dickinson</a>	14.07m (46-2)	7	34	Justin Holmes	 <a href="#">Arkansas</a>	50.60m (166-0)
28	58	James Green	 <a href="#">Widener</a>	13.95m (45-9.25)	8	40	Kurt Bujewski	 <a href="#">Army</a>	50.16m (164-6)
	39	Marcus Brown	 <a href="#">UMES</a>	nm	9	37	Brandon Fugett	 <a href="#">Salisbury</a>	49.82m (163-5)
	45	George Abyad	 <a href="#">Princeton</a>	nm	10	43	Mike Alleman	 <a href="#">UConn</a>	49.35m (161-10)
	65	Joe Winn	 <a href="#">Cheyney</a>	nm	11	19	Mike Zajac	 <a href="#">South Carolina</a>	49.24m (161-6)

## Results

PL	ID	Athlete	School/Affiliation	Mark					
1	1	James Plummer	 <a href="#">Rutgers</a>	56.31m (184-8)	13	42	Joe Kovacs	 <a href="#">Penn State</a>	48.98m (160-8)
2	2	Jared Thomas	 <a href="#">South Florida</a>	55.19m (181-0)	14	30	George Abyad	 <a href="#">Princeton</a>	48.72m (159-10)
3	4	Michael Levine	 <a href="#">Yale</a>	54.41m (178-6)	15	17	Bob Belden	 <a href="#">Cornell</a>	48.66m (159-7)
4	7	Derek Peterson	 <a href="#">Rhode Island</a>	53.28m (174-9)	16	47	Chase Renoll	 <a href="#">Delaware</a>	48.39m (158-9)
5	9	Larry Jones	 <a href="#">Louisiana Tech</a>	52.52m (172-3)	17	48	Marcus Brown	 <a href="#">UMES</a>	47.58m (156-1)
6	8	Hayden Baillio	 <a href="#">Texas</a>	51.38m (168-6)	18	26	Chad Lawson	 <a href="#">VMI</a>	47.29m (155-1)
7	10	Ed Wesela	 <a href="#">Mississippi State</a>	50.95m (167-1)	19	15	Scott Jaffee	 <a href="#">Cornell</a>	46.99m (154-1)
8	12	Jeff Merkt	 <a href="#">South Carolina</a>	49.41m (162-1)	20	39	Blake Eaton	 <a href="#">Penn State</a>	46.68m (153-1)
9	6	Kwabena Keene	 <a href="#">North Carolina</a>	48.24m (158-3)	21	46	Cory Eck	 <a href="#">Penn State</a>	46.49m (152-6)













## College Men's Discus Throw College

Event 301 Friday 1:30 PM

### Records

ER Villanova 57.16 (187-6) 2005 Robert McDade

## Results

PL	ID	Athlete	School/Affiliation	Mark					
1	28	Austin Gamble	 <a href="#">Duke</a>	53.56m (175-8)	22	24	Jacob Thormaehlen	 <a href="#">Texas</a>	46.49m (152-6)
2	13	Elliott Galeone	 <a href="#">Liberty</a>	52.73m (172-11)	23	25	Vincent Elardo	 <a href="#">Monmouth</a>	45.48m (149-2)
3	23	Paul Haas	 <a href="#">Indiana</a>	52.12m (170-11)	24	33	Shawn Sabo	 <a href="#">Monmouth</a>	45.07m (147-10)
					25	29	Larry Lundy	 <a href="#">Monmouth</a>	44.62m (146-4)
					26	45	Brendan Gareffa	 <a href="#">Ramapo</a>	44.32m (145-4)
					27	44	Keenan Hamilton	 <a href="#">Kentucky State</a>	43.42m (142-5)
					28	16	Mike Gray	 <a href="#">Mansfield</a>	40.94m (134-3)
					32	Chris Boniwell	 <a href="#">Navy</a>	nm	
					41	Anthony Stroffolino	 <a href="#">Penn</a>	nm	

## College Women's High Jump Championship

Event 302Friday 1:45 PM

	Records		
NR UCLA / Southern Methodist	1.98 (6-6)	1995 / 1999	Amy Acuff / Kajsa Bergqvist
PR Harvard / Georgia Tech	1.91 (6-3 1/4)	2001 / 2004	Dora Gyorffy / Chaunte Howard
FF Harvard / Georgia Tech	1.91 (6-3 1/4)	2001 / 2004	Dora Gyorffy / Chaunte Howard

**Results**

PL ID	Athlete	School/Affiliation	Mark
1 2	Brittani Carter	 <a href="#">LSU</a>	1.83m (6-0)
2 7	Carin Knight	 <a href="#">UConn</a>	1.79m (5-10.5)
3 1	Epley Bullock	 <a href="#">Nebraska</a>	1.79m (5-10.5)
4 13	Victoria Lucas	 <a href="#">Texas</a>	1.79m (5-10.5)
4 5	Priscilla Frederick	 <a href="#">St. John's</a>	1.79m (5-10.5)
6 10	Brittany Maun	 <a href="#">Penn State</a>	1.75m (5-8.75)
7 6	Tynita Butts	 <a href="#">East Carolina</a>	1.75m (5-8.75)
8 4	Ashley Rhoades	 <a href="#">Indiana</a>	1.75m (5-8.75)
9 11	Maya Pressley	 <a href="#">Auburn</a>	1.71m (5-7.25)
9 21	Kayla Lawson	 <a href="#">N.C. State</a>	1.71m (5-7.25)
9 3	Audrey Svane	 <a href="#">Nebraska</a>	1.71m (5-7.25)
12 9	Monique Roberts	 <a href="#">Columbia</a>	1.71m (5-7.25)

**College Men's Long Jump Championship**

Event 303Friday 2:00 PM

	Records		
NR Arkansas	8.74A (28-8 1/4)	1994	Erick Walder
PR Rice	8.29 (27-2 1/2)	1995	Kareem Streete-Thompson
FF Rice	8.29 (27-2 1/2)	1995	Kareem Streete-Thompson

**Results**

PL ID	Athlete	School/Affiliation	Mark
1 10	Stanley Gbagbeke	 <a href="#">Middle Tennessee</a>	7.90m w (25-11)
2 1	Alain Bailey	 <a href="#">Arkansas</a>	7.86m (25-9.5)
3 9	Duane Teixeira	 <a href="#">Cornell</a>	7.74m w (25-4.75)
4 4	Zedric Thomas	 <a href="#">LSU</a>	7.69m (25-2.75)
5 8	Nicholas Gordon	 <a href="#">Nebraska</a>	7.64m w (25-0.75)

6 7	Tyron Stewart	 <a href="#">Texas A&amp;M</a>	7.57m (24-10)
7 11	Will Coppage	 <a href="#">LSU</a>	7.52m w (24-8.25)
8 6	Bobby Carter	 <a href="#">Nebraska</a>	7.47m (24-6.25)
9 2	Christian Taylor	 <a href="#">Florida</a>	7.37m w (24-2.25)
5	Tone Belt	 <a href="#">Louisville</a>	nm

**High School Boys' Javelin Throw Championship**

Event 304Friday 2:00 PM

	Records		
NR Amsterdam (NY)	73.74 (241-11)	1988	Tommi Viskari
PR First Colonial (Virginia Beach)	67.26 (220-8)	1998	Brian Kollar

**Results**

PL ID	Athlete	School/Affiliation	Mark
1 5	Kalib Zuidema	<a href="#">Midland Park</a> (Midland Park, NJ)	65.98m (216-5)
2 6	Jacob Sunday	<a href="#">North Allegheny</a> (Wexford, PA)	63.91m (209-8)
3 4	James Budzinski	<a href="#">Holy Ghost Prep</a> (Bensalem, PA)	62.15m (203-10)
4 10	Jim Tully	<a href="#">Christian Brothers (NJ)</a> (Lincroft, NJ)	61.73m (202-6)
5 1	Michael Brode	<a href="#">Indian Valley</a> (Lewistown, PA)	61.09m (200-5)
6 7	Chris Carper	<a href="#">Altoona Area</a> (Altoona, PA)	60.53m (198-7)
7 8	Tom Lang	<a href="#">St. Pius X</a> (Pottstown, PA)	57.88m (189-10)
8 2	Kyle Smith	<a href="#">Lancaster Catholic</a> (Lancaster, PA)	56.63m (185-9)
9 3	Nicholas Keeling	<a href="#">Ponagansett</a> (North Scituate, RI)	56.28m (184-7)
10 9	Josh Suttmeier	<a href="#">North Hunterdon</a> (Annandale, NJ)	55.88m (183-4)
11 17	Dominick Farelli	<a href="#">Parsippany</a> (Parsippany, NJ)	55.62m (182-5)
12 11	Tyler Rolshausen	<a href="#">Blue Mountain</a> (Schuylkill Haven, PA)	55.13m (180-10)
13 16	Cal Reuter	<a href="#">Hendrick Hudson</a> (Montrose, NY)	54.86m (179-11)
14 14	Daniel Lourenco	<a href="#">Hanover Park</a> (East Hanover, NJ)	52.67m (172-9)
15 20	Chris McGovern	<a href="#">St. John Vianney</a> (Holmdel, NJ)	52.41m (171-11)
16 18	Jon Astemborski	<a href="#">Peddie School</a> (Hightstown, NJ)	50.64m (166-1)
17 15	Andre Davis	<a href="#">Old Bridge</a> (Matawan, NJ)	50.24m (164-9)
18 12	Zack Torrell	<a href="#">Lacey Township</a> (Lanoka Harbor, NJ)	50.10m (164-4)
19 19	Mike Lester	<a href="#">Fordham Prep</a> (Bronx, NY)	45.59m (149-6)

## High School Boys' Shot Put Championship

Event 305 Friday 2:30 PM

### Records

NR Jefferson (Dallas, Tx) 24.77 (81-3 1/2) 1979 Mike Carter  
PR Morristown (NJ) 22.01 (72-2.5) 2009 Nicholas Vena

### Results

PL ID	Athlete	School/Affiliation	Mark
1 1	Nicholas Vena	<a href="#">Morristown</a> (Morristown, NJ)	21.48m (70-5.75)
2 2	Dustin Brode	<a href="#">Canfield</a> (Canfield, OH)	20.93m (68-8)
3 4	Isaiah Simmons	<a href="#">Woodbridge</a> (Woodbridge, VA)	19.44m (63-9.5)
4 8	Emmanuel Onyia	<a href="#">Munro College</a> (St. Elizabeth, JAM)	18.82m (61-9)
5 3	Dominc Filiano	<a href="#">Lebanon</a> (Lebanon, NH)	18.22m (59-9.5)
6 10	Pat Cole	<a href="#">Hasbrouck Heights</a> (Hasbrouck Heights, NJ)	17.40m (57-1)
7 5	Juan Jaimán	<a href="#">Albergue Olimpico</a> (Salinas, PR)	17.39m (57-0.75)
8 6	Corey Abernathy	<a href="#">W.W. Plainsboro North</a> (Plainsboro, NJ)	17.00m (55-9.25)
9 11	Mike Smith	<a href="#">Riverhead</a> (Riverhead, NY)	16.63m (54-6.75)
10 12	Joseph Fox	<a href="#">Clarkstown South</a> (West Nyack, NY)	16.24m (53-3.5)
11 20	Randale Watson	<a href="#">Calabar</a> (Kingston 20, JAM)	16.15m (53-0)
12 9	Scott Rushton	<a href="#">Episcopal Academy</a> (Newtown Square, PA)	16.13m (52-11)
13 17	Jeff Butler	<a href="#">Wise</a> (Upper Marlboro, MD)	15.76m (51-8.5)
14 14	Kaydon Davis	<a href="#">Mount Vernon</a> (Mount Vernon, NY)	15.58m (51-1.5)
15 19	Dan D'Amato	<a href="#">Old Bridge</a> (Matawan, NJ)	15.56m (51-0.75)
16 15	Dontaye Rivera	<a href="#">Pleasantville</a> (Pleasantville, NJ)	15.40m (50-6.25)
17 18	Jacob Brenza	<a href="#">Trinity</a> (Camp Hill, PA)	15.29m (50-2)
18 16	George Solujich	<a href="#">Notre Dame</a> (Lawrenceville, NJ)	14.92m (48-11.5)

## College Men's Pole Vault Eastern

Event 306 Friday 3:00 PM

### Records

ER Penn 5.10 (16-08.75) 2009 Anthony Abitante

### Results

PL ID	Athlete	School/Affiliation	Mark
1 50	Mike Dempsey	 <a href="#">RIT</a>	5.07m (16-7.5)
2 46	Brad Lawrence	 <a href="#">Penn State</a>	5.00m (16-4.75)
3 54	Justin Germani	 <a href="#">Kutztown</a>	4.90m (16-0.75)
4 69	Jason Pelletier	 <a href="#">Penn State</a>	4.80m (15-9)
5 51	Eric Depalo	 <a href="#">Yale</a>	4.80m (15-9)
6 44	David Slovenski	 <a href="#">Princeton</a>	4.70m (15-5)
7 52	Matthew Alexander	 <a href="#">UConn</a>	4.70m (15-5)
8 56	Jason Inzana	 <a href="#">Cornell</a>	4.70m (15-5)
9 63	Brett Dodd	 <a href="#">Norfolk State</a>	4.70m (15-5)
10 65	Jason Marks	 <a href="#">Columbia</a>	4.60m (15-1)
11 53	Richard Zamora	 <a href="#">Cornell</a>	4.60m (15-1)
12 48	Matthew Gallup	 <a href="#">East Stroudsburg</a>	4.60m (15-1)
13 58	Adam Helman	 <a href="#">Binghamton</a>	4.60m (15-1)
14 66	Shane Ordway	 <a href="#">Delaware</a>	4.45m (14-7.25)
14 68	Martin Nevarez	 <a href="#">UMBC</a>	4.45m (14-7.25)
16 45	William Hodges	 <a href="#">Kutztown</a>	4.45m (14-7.25)
49	Zachary Meverden	 <a href="#">UConn</a>	nh
57	Paul Neidhardt	 <a href="#">Navy</a>	nh
60	Rick Villanova	 <a href="#">Mount St. Mary's</a>	nh
61	Nathan Woodason	 <a href="#">Navy</a>	nh
62	Mark Saylor	 <a href="#">Duquesne</a>	nh
67	George Vallone	 <a href="#">Delaware</a>	nh

## College Men's Long Jump College

Event 307 Friday 3:30 PM

### Records

ER Florida 7.77 (25-6) 1995 Dominick Miller

### Results

PL ID	Athlete	School/Affiliation	Mark
1 17	Damar Forbes	 <a href="#">LSU</a>	7.89m (25-10.75)
2 13	Marcos Amalbert	<a href="#">P.R.-Rio Piedras</a>	7.62m w (25-0)
3 20	Melvin Echard	 <a href="#">Texas A&amp;M</a>	7.58m (24-10.5)
4 28	Josh Fowler	 <a href="#">Clemson</a>	7.49m (24-7)
5 21	Desmond Brown	 <a href="#">Tennessee</a>	7.46m w (24-5.75)
6 29	Trinity Otto	 <a href="#">Texas A&amp;M</a>	7.37m (24-2.25)
7 22	Bernard Bush	 <a href="#">Syracuse</a>	7.22m w (23-8.25)
8 39	David McFadgen	 <a href="#">North Carolina A&amp;T</a>	7.15m w (23-5.5)
9 78	Austin Lewis	 <a href="#">East Carolina</a>	7.10m w (23-3.5)
10 16	Ramon Sparks	 <a href="#">Abilene Christian</a>	7.09m w (23-3.25)
11 23	Doug Moppert	 <a href="#">Texas</a>	7.07m (23-2.5)
12 24	Orolando Duffus	 <a href="#">St. Augustine's</a>	7.06m w (23-2)
13 38	Lincoln Carr	 <a href="#">South Carolina</a>	6.93m w (22-9)
14 27	Emerson Sanders	 <a href="#">Texas</a>	6.93m (22-9)
15 26	Andre Black	 <a href="#">Louisville</a>	6.87m (22-6.5)
16 34	C.J. Griggs	 <a href="#">Texas A&amp;M Kingsville</a>	6.84m w (22-5.25)
17 41	Olumide Olamigoke	 <a href="#">Indiana</a>	6.78m (22-3)
18 79	Jarrett Gerald	 <a href="#">South Carolina</a>	6.33m (20-9.25)
37	Connell Davis	 <a href="#">Texas A&amp;M Kingsville</a>	nm









## College Men's Long Jump Eastern

Event 308 Friday 3:30 PM

### Records

ER Penn State 7.66 (25-1 3/4) 1996 Steve Pina

### Results

PL ID	Athlete	School/Affiliation	Mark
1 43	Nafee Harris	 <a href="#">Indiana (Pa)</a>	7.83m w (25-8.25)
2 44	Tim Boeni	 <a href="#">Temple</a>	7.82m w (25-8)
3 45	Albert Johnson	 <a href="#">Manhattan</a>	7.71m (25-3.5)
4 71	Jared Randle	 <a href="#">Lincoln</a>	7.66m w (25-1.75)
5 57	Brian Richards	 <a href="#">Long Island</a>	7.64m w (25-0.75)
6 75	Quinton Huguley	 <a href="#">Mount St. Mary's</a>	7.26m w (23-10)
7 68	Miles Dryden	 <a href="#">Temple</a>	7.21m w (23-8)
8 47	Clarence Powell	 <a href="#">Liberty</a>	7.19m w (23-7.25)
9 61	Maurice Calenda	 <a href="#">AIC</a>	7.17m (23-6.25)
10 51	Frederick Casimo	 <a href="#">Albany</a>	7.16m (23-6)
11 64	Kyle Hayes	 <a href="#">Rowan</a>	7.10m w (23-3.5)
12 60	Folarin Ijelu	 <a href="#">Pittsburgh</a>	7.07m w (23-2.5)
13 52	Dion Lehman	 <a href="#">Princeton</a>	7.03m w (23-0.75)
14 70	Jamie Spataro	 <a href="#">Manhattan</a>	6.97m (22-10.5)
15 74	Stephen Tutunjian	 <a href="#">Lehigh</a>	6.88m (22-7)
16 77	Jorrell Nugent	 <a href="#">Millersville</a>	6.82m (22-4.5)
17 62	Alfred McDaniel	 <a href="#">Army</a>	6.82m (22-4.5)
18 66	Brandon Turner	 <a href="#">Pittsburgh</a>	6.81m (22-4.25)
19 54	Andrew Staples	 <a href="#">Northeastern</a>	6.80m (22-3.75)
20 81	Reynolds Holmes	 <a href="#">Yale</a>	6.78m w (22-3)
21 76	Kyle Devins	 <a href="#">Ithaca</a>	6.77m (22-2.5)
22 80	Derrick Bass	 <a href="#">Millersville</a>	6.77m w (22-2.5)
23 50	Brandon Miles	 <a href="#">Coppin State</a>	6.71m w (22-0.25)
24 53	Miles Snelgrove	 <a href="#">Navy</a>	6.65m (21-10)

25 72 Matt Adetula  [Boston College](#) 6.64m w (21-9.5)

26 69 Caleb Matthews  [Pittsburgh](#) 6.45m (21-2)

## Olympic Development Men's Javelin Throw

Event 309Friday 4:00 PM

### Results

PL	ID	Athlete	School/Affiliation	Mark
1	3	Ethan Blose	unattached	60.69m (199-1)
2	1	Kyle Mazur	Shore AC	59.36m (194-9)
3	2	Paul Mongone	Shore AC	53.18m (174-5)

### Field Progression

PL	Athlete	School/Affiliation	1st	2nd	3rd	4th	5th	6th
1	Ethan Blose	unattached	60.69	58.84	53.11	59.51	f	f
2	Kyle Mazur	Shore AC	54.15	58.48	59.36	58.67	58.63	f
3	Paul Mongone	Shore AC	52.16	f	f	f	53.18	f

## Olympic Development Women's Javelin Throw

Event 310Friday 4:45 PM

### Results

PL	ID	Athlete	School/Affiliation	Mark
1	1	Kateena Riettie	Central Park	55.83m (183-2)
2	5	Grace Zollman	Central Park	46.67m (153-1)

### Field Progression

PL	Athlete	School/Affiliation	1st	2nd	3rd	4th	5th	6th
1	Kateena Riettie	Central Park	52.05	f	54.41	f	50.31	55.85
2	Grace Zollman	Central Park	43.45	41.42	42.85	45.76	46.30	46.67