



MARK WALLINGTON • C: (702) 528-6291 • EMAIL: mark.wallington@unlv.edu • @UNLVFBSID
TIM CASTANEDA • C: (530) 605-7176 • EMAIL: adam.castaneda@unlv.edu • @UNLVtimC



2024 REBEL QUICK FACTS

LV ELEVATION: 2,100 Feet
 UNLV FOUNDED: 1957
 ENROLLMENT: 32,000
 CONFERENCE: Mountain West
 ALL-TIME RECORD: 273-367-4 (57th year)
 MW RECORD: 57-132 (26th year)
 RECORD AT ALLEGIANT: 11-12 (5th year)
 HEAD COACH: Barry Odom (Missouri '99)
 RECORD AT UNLV: 12-5 (2nd year)
 RECORD OVERALL: 37-30 (6th year)

GAME 4: CONFERENCE-OPENER **FS1**

(#RV/23) UNLV REBELS (3-0/0-0 Mountain West)



Vs. Fresno State (3-1/1-0 Mountain West)



DATE: Saturday, Sept. 28, 2024
KICKOFF: 12:35 pm PT
SITE: Allegiant Stadium (65,000/Artificial) Las Vegas
TV: FS1 (Chris Vosters & Charles Arbuckle)
RADIO: ESPN 1100 AM & 100.9 FM (Matt Neverett, Caleb Herring & Steve Cofield)
SiriusXM: Channel 382

WATCH THE GAME:

SATURDAY'S PREVIEW...

The only undefeated team remaining in the Mountain West, **No. RV/23 UNLV (3-0/0-0)** opens conference play by appearing at home for the first time in three weeks when it hosts **Fresno State (3-1/0-0)** on Saturday afternoon ... The game will be televised nationally on FS1 ... On what is also Hispanic Heritage Day, UNLV's 1994 Big West Conference champion and Las Vegas Bowl champion team will be honored on the field after the first quarter to celebrate the squad's 30th anniversary (more on page 13) ... UNLV is 15-27 all-time in season openers and has won two straight MW lid-lifters ... Undefeated and nationally ranked **UNLV** has won its first three games of a season for the first time since 1984 when **Randall Cunningham** was behind center ... The Rebels moved up two spots in this week's USA TODAY Coaches Poll after entering at least one of the two major polls on September 15 at No. 25 for the first time since the program moved to Division I in 1978 ... UNLV is coming off a bye week while FS downed New Mexico 38-21 in ABQ ... With a 23-20 victory at Kansas the last time out, UNLV earned two road wins over Big 12 Conference opponents in three weeks to become the first non-conference team ever to have multiple road wins against Big 12 competition in the same season ... The 12 wins in 17 games under head coach **Barry Odom** already represent the most victories over any two-season span since **John Robinson's** teams went 12-12 in 2000-01 ... With the August 31 victory at UH, Odom became the first UNLV head coach to win his first two season-openers at the school since **Tony Knap** in 1976-77 ... The Rebels, who are 11-0 under Odom when leading after the third quarter, are now 3-0 in games decided by a field goal or less ... The UNLV defense has forced at least one turnover in 17 of 18 games under DC **Michael Scherer** ... The Rebels have scored 23 total points off turnovers while allowing zero such points from opponents ... UNLV returned two All-Americans for the first time in its history -- WR **Ricky White III** and KR/PR **Jacob De Jesus**. Both are preseason All-America again from multiple outlets.

REBELS vs. BULLDOGS NOTES...

These programs have played each other as part of three different conferences (Big West, WAC & MW) ... FS leads the overall series 19-7 and has won six straight vs. UNLV ... The last three meetings have been decided by one score ... FS interim HC **Tim Skipper** served as UNLV's DC in 2018-19 ... Longtime Bulldog DBs coach **J.D. Williams** also worked at UNLV in 2015-16 ... PK **Andre Meono** spent his first two seasons at FS before transferring to UNLV.

DATE	OPPONENT	TIME/SCORE	TV	SERIES	ATTEND	THE NOTE TO KNOW
Aug. 31	at Houston	W, 27-7	FS1	UH 3-1	25,750	UNLV earns first win over Cougars in dominating fashion
Sept. 7	UTAH TECH	W, 72-14	SSSEN/MWNN	UNLV 1-0	24,512	Rebels set school record with 695 total offensive yards
Sept. 13	at #RV/RV Kansas	W, 23-20	ESPN	Tied 2-2	21,493	Rebs face Big 12 opponent for third straight roadie
Sept. 28	FRESNO STATE	12:30 pm PT	FS1	FS 19-7		3 third-quarter UNLV TOs flipped '23 game to Dogs
Oct. 4	SYRACUSE	6 pm PT	FS1	1st Meeting		Rebels face ACC team for first time since 1993
Oct. 11	at Utah State	6 pm PT	CBSSN	USU 18-8		Rebels look to win back-to-back trips to Logan for 1st time
Oct. 19	at Oregon State	12:30 or 7:30	CW	UNLV 3-2		UNLV makes first trip to Corvallis since 2002
Oct. 25	BOISE STATE (HC)	7:30 pm PT	CBSSN	BS 9-3		Rematch of 2023 MW Championship Game at Allegiant
Nov. 9	at Hawai'i	6 pm PT	CBSSN	UH 19-14		UNLV looks for second win in three years vs. Warriors
Nov. 16	SAN DIEGO STATE	7:30 pm PT	CBSSN	SDSU 22-10		Teams did not meet in '23 for first time in 24 years
Nov. 22	at San Jose State	TBD	FS1	SJSU 20-7-1		Rebels look for first win in San Jose since 1993
Nov. 30	UNR	5 pm PT	CBSSN	UNR 28-21		UNLV can win 3 straight in series for 1st time since 2000-04

2024 REBEL RUNDOWN

Record:	3-0
Home:	1-0
Away:	2-0
Neutral:	0-0
Day Games (Start before 5 pm):	1-0
Night Games (Start after 5 pm):	2-0
TV Games:	3-0
on FS1	1-0
on ESPN	1-0
on CBS Sports Network	0-0
on CW	0-0
on SSEN	1-0
When Scoring First:	2-0
When Opponent Scores First:	1-0
When Leading at Halftime:	2-0
When Trailing at Halftime:	1-0
When Tied at Halftime:	0-0
When Leading After 3rd Quarter:	2-0
When Trailing After 3rd Quarter:	1-0
In Overtime Games:	0-0
When Scoring <20 Points:	0-0
When Scoring 20-29 Points:	2-0
When Scoring 30+ Points:	1-0
When Allowing <20 Points:	2-0
When Allowing 20-29 Points:	1-0
When Allowing 30+ Points:	0-0
When Rushing <100 Yards:	0-0
When Rushing 100-199 Yards:	2-0
When Rushing 200+ Yards:	1-0
When Passing <200 Yards:	3-0
When Passing 200-299 Yards:	0-0
When Passing 300+ Yards:	0-0
When <300 Yards Total Offense:	1-0
When 300+ Yards Total Offense:	2-0
When Allowing <100 Yds Rush:	2-0
When Allowing 100-199 Yds Rush:	1-0
When Allowing 200+ Yds Rush:	0-0
When Allowing <200 Yds Pass:	1-0
When Allowing 200-299 Yds Pass:	2-0
When Allowing 300+ Yds Pass:	0-0
When Allowing 400+ Yds Tot Off:	0-0
When Having 100-Yard Rusher:	2-0
When Allowing 100-Yard Rusher:	1-0
When Making No Turnovers:	1-0
When Making 1-2 Turnovers:	2-0
When Making 3+ Turnovers:	0-0
When No Takeaways:	0-0
When 1-2 Takeaways:	3-0
When 3+ Takeaways:	0-0
When More Time of Poss:	3-0
When Playing on Artificial Turf:	2-0
When Playing on Natural Grass:	1-0
When Game Decided by TD or Less:	1-0
When Game Decided by FG or Less:	1-0

#BEAREBEL

MORE REBELATIONS...

The Rebels lead the MW in scoring defense at 13.7 points allowed per game while ranking second in offensive scoring with an average of 40.7 PPG ... Saturday's game will feature the two teams atop the MW in turnover margin as both UNLV and FS are plus-four on the year ... QB **Matthew Sluka** has only 21 completions through three games but six of those have gone for touchdowns and he currently leads the MW in yards per completions at 15.14 per catch ... Sluka ranks third in the MW in yards per carry at 6.49 and leads the team with 253 net rush yards. No QB has ever led UNLV rushing for a season and the record for single-season rushing yards by a signal-caller is 780 by **Armani Rogers** in 2017 ... The Rebels have already earned two victories over "P4" opponents in the same season for the first time since winning at Arizona State and vs. Iowa State -- both in overtime -- in back-to-back weeks in September 2008 ... Counting a 40-37 win over Vanderbilt in Las Vegas last fall, UNLV head coach **Barry Odom** is now 3-1 vs. P4 teams in regular-season matchups since moving to Las Vegas ... The Rebels are now 6-2 in true road games under Odom after only winning five total road games in the previous five seasons (5-22) ... Odom also has a 6-1 record in non-conference games during the regular season at UNLV after the Rebels only had a combined six such wins from 2018-22 (6-10) ... The KU trip marked the second time UNLV played inside an MLS stadium as the Rebels opened the Covid-shortened 2020 season vs. SDSU at Dignity Health Sports Park in Carson, CA, which is home to the LA Galaxy ... Against Utah Tech, UNLV finished 8-of-8 in the red zone, including five touchdowns. Overall, the Rebels are 14-of-17 in scoring this fall when entering the red zone ... The Rebels listed a school-record 111 players on the Week One roster and 53 of them were not on the team a year ago. That's actually down from 55 new faces last season. The numbers include incoming high school and JC signees, walk-ons and portal additions ... Against Utah Tech, UNLV scored its second-most points in a half in building a 44-7 halftime lead ... With the starters pulled after halftime, an eye-popping 89 different Rebels saw action in the game with 27 of them being credited with at least one tackle on defense ... The Rebels have made all 14 of their extra-point attempts this fall and 139 straight dating back to the first game of 2020 ... UNLV earned its first win over Houston after being outscored 153-23 in three previous meetings ... In his first game after transferring from Texas, UNLV safety **Jalen Catalan** brought in two interceptions at UH, including one he tipped to himself and returned 36 yards for a touchdown. After another pick at KU he is now tied for the MW lead with three ... **Barry Odom's** second UNLV coaching staff includes just one new assistant coach -- and even he is not new to the program as first-year safeties coach **Nicco Fertitta** served as UNLV's defensive analyst in 2023 ... UNLV has not returned a punt for a touchdown in 23 years -- the longest drought in the nation. The last Rebel to do it was **Troy Mason**, who went 52 yards vs. San Diego State on Oct. 13, 2001, at Sam Boyd Stadium ... In addition, UNLV's last kickoff return for a TD came 13 years ago when **Deante "Never Nervous" Purvis** sprinted 98 yards to the end zone vs. Colorado State on Oct. 29, 2011 ... Incredibly, in 2023 had three touchdown drives that lasted less than 10 seconds at UNM last November (:07 after a long punt return, :06 after a fumble recovery and :08 on a long TD pass) and the Rebels' Go-Go Offense tied with Oregon and Old Dominion for the national lead with 11 touchdown drives under a minute during the regular season ... Ray Guy Award candidate **Marshall Nichols** finished with the second-highest season punting average in school history last fall as his 47.1 yards per attempt ranked sixth in the nation and sat only slightly behind 1984 All-American **Randall Cunningham's** 47.5 rate.

SERIES BREAKDOWN

FS LEADS 19-7

FS at UNLV RECORD:	8-4
UNLV at FS RECORD:	3-11
UNLV's LARGEST WIN:	29 (35-6 in 1980)
FS's LARGEST WIN:	45 (48-3 in 2018)

DATE	SITE	RESULT
11-3-79	Fresno	UNLV 31-28
9-13-80	Las Vegas	UNLV 35-6
11-7-81	Fresno	FS 42-26
11-20-82	Las Vegas	FS 30-28
11-5-83	Fresno	UNLV 20-7
11-24-84	Las Vegas	UNLV 27-13
9-14-85	Fresno	FS 26-6
10-6-86	Las Vegas	FS 36-7
10-31-87	Fresno	FS 45-10
11-12-88	Las Vegas	FS 31-14
10-28-89	Fresno	FS 31-17
11-3-90	Las Vegas	FS 45-18
10-26-91	Fresno	FS 48-22
10-26-96	Las Vegas	FS 34-23
10-25-97	Fresno	FS 46-28
10-19-13	Fresno	FS 38-14
10-10-14	Las Vegas	UNLV 30-27(OT)
10-16-15	Fresno	FS 31-28
10-1-16	Las Vegas	UNLV 45-20
10-28-17	Fresno	UNLV 26-16
11-3-18	Las Vegas	FS 48-3
10-18-19	Fresno	FS 56-27
11-7-20	Las Vegas	FS 40-27
9-24-21	Fresno	FS 38-30
11-11-22	Las Vegas	FS 37-30
10-28-23	Fresno	FS 31-24

2024 REBEL FOOTBALL



ALLEGiant STADIUM: HOME OF THE REBELS

Groundbreaking: Nov. 13, 2017
Construction: Jan. 2018-July 2020
First Football Game: Raiders vs. Saints, Sept. 21, 2020
First UNLV Game: Rebels vs. UNR, Oct. 31, 2020
Cost: \$1.9 billion
Full Capacity: 65,000
Playing Surfaces: Artificial for UNLV/Natural Grass for NFL
Suites: 127
Club Seats: 8,000
Escalators: 48
Elevators: 22
Doors: 2,200
Structural Steel: 28,000 tons
Trees Planted: 425
Concrete: 105,000 cubic yards
(enough to build a sidewalk from LA to Vegas)
South Video Board: 11,000 square feet



2024 RED ZONE REDUX

UNLV

	Atts	Scores	TD	FG
at Houston	4	2	1	1
UTAH TECH	8	8	5	3
at Kansas	5	4	1	3
FRESNO STATE				
SYRACUSE				
at Utah State				
at Oregon State				
BOISE STATE				
at Hawai'i				
SAN DIEGO STATE				
at San Jose State				
UNR				

SEASON TOTAL 17 14 7 7
PCT. SCORING IN RED ZONE: 82%
PCT. SCORING TD IN RED ZONE: 41%

OPPONENTS

	Atts	Scores	TD	FG
at Houston	2	1	1	0
UTAH TECH	1	0	0	0
at Kansas	3	3	1	2
FRESNO STATE				
SYRACUSE				
at Utah State				
at Oregon State				
BOISE STATE				
at Hawai'i				
SAN DIEGO STATE				
at San Jose State				
UNR				

SEASON TOTAL 6 4 2 2
PCT. SCORING IN RED ZONE: 67%
PCT. SCORING TD IN RED ZONE: 33%

POINTS OFF TURNOVERS

UNLV

UNLV	No	PTS
at Hous	2	10
UT TECH	2	3
at KS	2	10
FS		
SYR		
at USU		
at OSU		
BSU		
at UH		
SDSU		
at SJSU		
UNR		
TOTAL	6	23

OPP

OPP	No	PTS
at Hous	1	0
UT TECH	1	0
at KS	0	0
FS		
SYR		
at USU		
at OSU		
BSU		
at UH		
SDSU		
at SJSU		
UNR		
TOTAL	2	0

UNLV: 6 Poss., 5 Scores (83%)
3 FG, 2 TD
OPP: 2 Poss., 0 Scores (0%)
0 FG, 0 TD

#BEaREBEL





2024 REBEL FOOTBALL



HEAD COACH BARRY ODOM (@Coach_Odom)

- *2023 MOUNTAIN WEST COACH OF THE YEAR
- *2023 FINALIST - EDDIE ROBINSON COACH OF THE YEAR AWARD
- *2023 FINALIST - COLLEGE FOOTBALL NEWS COACH OF THE YEAR AWARD

A former head coach in the SEC and one of the nation's top coordinators, Barry Odom was named the new head coach of UNLV's football program on Dec. 6, 2022. Flash forward one year and Odom was the 2023 Mountain West Coach of the Year, the program's first-ever Eddie Robinson Coach of the Year Award finalist and oversaw the Rebels' first trip to a bowl game in a decade.

Odom came to town and promised the returning UNLV players that he did not move to Las Vegas to launch a long rebuilding job – and he immediately went out and proved it by pushing the team to the nine-victory mark for the first time since 1984, taking five games at home for the first time since 2000 and winning at least four road outings for the first time in two decades.

The Rebels eventually received votes in both major polls, earned a share of the conference regular-season title at 6-2 and grabbed the school's first-ever spot in a Mountain West Championship game – even earning the right to host

the event at UNLV's state-of-the-art home at Allegiant Stadium. UNLV was eventually selected to play in the Guaranteed Rate Bowl vs. Kansas at Chase Field in Phoenix.

In just the first season under Odom, UNLV produced three All-Americans on the field as well as its first-ever First Team Academic All-American. Place kicker Jose Pizano became the first consensus All-American for the program since 1998 and was the Rebels' first finalist for a major college football award (Lou Groza). Wide receiver Ricky White finished third in the nation in receiving yards and shattered multiple school records en route to First Team All-America honors. Kick returner Jacob De Jesus led the nation in total return yards and was tabbed Second Team All-America. Additionally, rookie runner Jai'Den Thomas led the nation among all freshmen with 12 rushing touchdowns as part of school-record 39 team rushing scores that ranked second in the country. In the classroom, the squad turned in a program-record 3.22 Grade Point Average and linebacker Jackson Woodard was voted First Team Academic All-America by the College Sports Communicators.

Odom, 48, became the 13th head coach in UNLV football history but the first with previous head coaching experience on the FBS level since College Football Hall of Famer John Robinson led the Rebels from 1999-2004. In addition to the Eddie Robinson honor, Odom would be named a finalist for the College Football National Coach of the Year and one of three finalists for the Steve Spurrier First-Year Coach of the Year award.

In 2018, Odom became just the fourth coach in Missouri history to lead the Tigers to a bowl game in two of his first three seasons when Mizzou earned a berth in the AutoZone Liberty Bowl. Before being elevated to head coach, Odom returned to Missouri in 2015 as the program's defensive coordinator. Odom's work at Arkansas as defensive coordinator under head coach Sam Pittman included helping 2022's squad earn a bid to the Liberty Bowl one season after the Razorbacks defeated Penn State in the Outback Bowl and earned a final AP ranking of 24.

In between his stints at Missouri, Odom earned his first defensive coordinator job at Memphis in 2012, transforming the Tigers into a defensive power. Odom began his coaching career in 2000 as an assistant coach at his prep alma mater, Ada High School in Oklahoma before taking over as head coach at Rock Bridge High School in Missouri for two seasons. In 2003 he returned to Columbia as a graduate assistant on the staff of Gary Pinkel, the man he would eventually succeed as head coach of Missouri 13 years later.

Born in Lawton, Oklahoma, and raised in Maysville, Oklahoma, Odom lettered four times as a linebacker at Missouri from 1996-99, making two trips to bowl games and serving as team captain during his senior season. He ended his career ranked in the school's all-time top 10 with 362 tackles.

Odom graduated from Missouri in 1999 with a bachelor's degree and earned his master's in education from the school in 2004. He and his wife Tia have two sons, JT and Garyt, and a daughter, Anna. JT is a linebacker at UNLV.



ODOM'S COACHING EXPERIENCE

2023-PR	UNLV – Head Coach
2020-22	Arkansas – Assoc. Head Coach, Defensive Coordinator, Safeties
2016-19	Missouri – Head Coach
2015	Missouri – Defensive Coordinator, Linebackers
2012-14	Memphis – Defensive Coordinator, Safeties
2009-11	Missouri – Safeties
2007-08	Missouri – Assistant AD, Director of Football Operations
2006	Missouri – Director of Football Operations
2004-05	Missouri – Director of Football Recruiting
2003	Missouri – Administrative Graduate Assistant
2001-02	Rock Bridge (MO) High School – Head Coach
2000	Ada (OK) High School – Assistant Coach

EDUCATION

University of Missouri
 Bachelor's degree in general studies, 1999
 Master's degree in education, 2004

PLAYING EXPERIENCE

1996-99 Missouri -- Lettered four years at linebacker

PERSONAL DATA

Birthdate: Nov. 26, 1976
Hometown: Maysville, OK
Family: Wife, Tia
 Sons, JT & Garyt
 Daughter, Anna Lockwood



RICKY RECORD BOOK

A former Big Ten Conference wideout who is now a returning All-American as a senior for the Rebels ...



College football's leading returning receiver from 2023 with 1,483 yards as a junior ... A Biletnikoff Award, Maxwell Award and conference offensive player of the year candidate who broke multiple school records last fall ... The first UNLV player in history named to the Walter Camp Preseason Player of the Year Watch List ... Named 2024 Preseason First Team All-America by College Football Network and Second Team by AP, The Sporting News, Walter Camp, Athlon Sports and Phil Steele ... Heads into this week's game needing 68 yards to move into UNLV's career Top 10 for receiving yards ... Sits tied for fourth with nine 100-yard receiving games at UNLV and five more would tie him Devonte Boyd (2014-17) for the program record ... Also an academic All-America candidate after earning CSC Academic All-District honors last season ... A member of the UNLV Dean's Honor List in spring 2024 ... A 2024 Mountain West Scholar-Athlete and member of the 2022 and 2023 Academic All-Mountain West teams ... A team captain who earned his bachelor's degree in

human services and is pursuing his graduate certificate as a senior ... Chosen to represent the squad's offense at the annual Mountain West Media Days in Las Vegas in July. **2023:** Named First Team All-America by the Action Network, Second Team by the College Football Network and Third Team by Associated Press, becoming just the second UNLV WR to appear on an AP team in history and first since 1981 ... Shattered a four-decade-old school record for receiving yards in a season and tied the UNLV mark for receptions in season with 88 ... The first Rebel ever to post five consecutive games with at least 100 receiving yards ... His seven 100-yard games on the year ranked second in school history ... Posted a career-high 12 receptions for 165 yards in win over Vanderbilt, including hauling in a 48-yarder to set up the game-winning field goal with just seconds remaining ... The dozen catches rank third in Rebel single-game history ... Got his first two touchdowns of the season on a seven-catch, 166-yard day in win at UNR ... Caught seven passes for 152 yards and two more scores to start the record-string of reaching the century-mark through the air ... His eight grabs for 165 yards and two more TDs at New Mexico earned him MW Offensive Player of the Week honors ... Turned in 144 yards on eight catches in win over Wyoming, 169 yards on eight grabs, including a 78-yard touchdown, in a victory over Air Force and then 111 yards on five receptions vs. SJSU to close out the amazing streak ... Caught seven passes for 97 yards and a touchdown in the Guaranteed Rate Bowl vs. Kansas. **2022:** Earned his first letter as a Rebel by starting all 12 games ... Transferred in from Michigan State in time for spring practice and reunited at UNLV with his senior-year high school quarterback, Harrison Bailey, who also joined the Rebels for the 2022 season (since transferred to Louisville) ... Led the team with 619 yards on 51 receptions, including four touchdowns ... Made a stunning first impression with his new program by posting 182 yards on eight catches, including two scores, in season-opening victory over Idaho State ... The 182 yards were the 11th-most ever by a Rebel and the most since 2012 ... His day included a 72-yard TD play with QB Doug Brumfield ... Followed that up with a four-catch, 59-yard day at Cal in Week Two and then a seven-catch, 76-yard effort vs. North Texas that included his third TD of the season ... His four catches for 58 yards vs. Air Force included his fourth score ... Caught four passes for 41 yards at Notre Dame and seven for 62 at San Diego State. **MICHIGAN STATE:** Spent two seasons at the school located in

East Lansing. **2021:** Did not appear in a game for the Spartans in what became a redshirt season. **2020:** During true freshman campaign, hauled in 10 receptions for 223 yards in four games ... Averaged 22.3 yards per catch ... Missed final three games of the season due to an injury ... Posted a breakout game at arch-rival Michigan, earning Big Ten Co-Freshman of the Week and Pro Football Focus National True Freshman of the Week after record-setting performance against the No. 13 Wolverines on October 3 ... In that outing, set an MSU freshman single-game record with 196 receiving yards on eight catches (24.5 avg.).

WHITE'S CAREER 100-YARD GAMES

YDS	REC	AVG	TD	OPPONENT	DATE
196*	8	24.5	1	at Michigan	10/31/20
182	8	22.8	2	vs. Idaho State	8/27/22
169	8	21.1	1	at Air Force	11/18/23
166	7	23.7	2	at UNR	10/14/23
165	12	13.8	0	vs. Vanderbilt	9/2/23
165	8	20.6	2	at New Mexico	11/4/23
152	7	21.7	2	at Fresno State	10/28/23
144	8	18.0	0	vs. Wyoming	11/10/23
111	5	22.2	3	vs. Utah Tech	9/7/24
111	5	22.2	0	vs. San Jose State	11/25/23

*While playing for Michigan State

RICKY WON'T LOSE THESE NUMBERS

UNLV SEASON RECEIVING YARDS

RK	YDS	NAME	YEAR
1.	1,483	Ricky White III	2023
2.	1,346	Jim Sandusky	1981
3.	1,290	Devante Davis	2013
4.	1,203	Randy Gatewood	1994

UNLV SEASON RECEPTIONS

RK	REC	NAME	YEAR
1.	88	Ricky White	2023
	88	Ryan Wolfe	2008
	88	Randy Gatewood	1994
4.	87	Devante Davis	2013

CONSECUTIVE 100-YARD GAMES

RK	GMS	NAME	YEAR
1.	5	Ricky White III	2023
2.	4	Randy Gatewood	1993-94

100-YARD RECEIVING GAMES

RK	GMS	NAME	YEAR
1.	14	Devonte Boyd	2014-17
2.	12	Ryan Wolfe	2006-09
3.	11	Devante Davis	2011-14
4.	9	Ricky White	2022-SA

UNLV CAREER RECEIVING YARDS

RK	YDS	NAME	YEAR
1.	3,495	Ryan Wolfe	2006-09
2.	3,242	Devonte Boyd	2014-17
3.	2,785	Devante Davis	2011-14
4.	2,604	Earvin Johnson	2001-04
5.	2,558	Damon Williams	1995-98
6.	2,515	Henry Bailey	1991-94
7.	2,396	Demond Thompkins	1991-93
8.	2,380	Casey Flair	2005-08
9.	2,322	Len Ware	1996-99
10.	2,296	Phillip Payne	2008-11
11.	2,228	Ricky White III	2022-SA
12.	2,189	Keenan McCardell	1987-90

UNLV CAREER RECEIVING YPG

RK	GMS	NAME	YEAR
1.	87.2	Randy Gatewood	1993-94
2.	76.8	Ricky White III	2022-SA



START CHART

REBEL STARTS

PLAYER	2024	CAREER	CONSEC.
Michael Allen	1	1	--
Anton Ambuehl	3	10	3
Johnathan Baldwin	3	27	6
Kaleo Ballungay	3	9	3
Jae Beasley	1	1	1
LeShaun Bell	0	3	--
Austin Boyd	0	3	--
Casey Cain	2	2	1
Jalen Catalon	3	3	3
Malik Chavis	1	1	1
Caden Chittenden	3	3	3
Charles Correa	1	1	--
Jacob De Jesus	3	11	4
Jalen Dixon	3	20	3
Antonio Doyle	3	3	3
Jett Elad	1	8	--
Cameron Friel	0	10	--
Tony Grimes	3	3	3
Jack Hasz	3	17	17
Tatuo Martinson	0	11	--
Marsel McDuffie	2	16	--
Christian Moore	2	2	--
Waisale Muavesi	0	2	--
Marshall Nichols	3	29	29
Cameron Oliver	3	35	18
Mani Powell	1	1	1
Brennon Scott	0	7	--
Tiger Shanks	3	39	18
Matthew Sluka	3	3	3
Jalen St. John	3	12	12
Mathyus Su'a	3	3	3
Jae'Den Thomas	1	5	--
Corey Thompson Jr.	0	4	--
Cooper Webb	3	6	3
Ricky White III	3	28	10
Alexander Whitmore	3	3	3
Jackson Woodard	3	17	17

QB1(HUNDRED)

When **Matthew Sluka** (pictured) finished with 124 net yards rushing at Kansas in Game Three, he became 13th different UNLV quarterback to post a century-mark game on the ground. There have been only 20 such games in history but a full 12 of those have happened since the start of the 2016 season. The list

100-YD RUSHING GAMES BY A UNLV QB (20)

RK	YDS	AVG	TD	PLAYER	OPPONENT	YEAR
1.	193	7.7	1	Armani Rogers	at New Mexico	2017
2.	181	7.0	1	Armani Rogers	at Arkansas St	2018
3.	165	9.2	1	Hunkie Cooper	Oregon State	1991
4.	157	9.8	1	Kurt Paalandech	Wyoming	2016
5.	148	9.3	1	Armani Rogers	at Air Force	2017
6.	147	9.8	1	Dalton Sneed	Fresno State	2016
7.	139	8.7	1	Max Gilliam	Fresno State	2020
8.	135	7.1	0	Omar Clayton	Colorado State	2007
9.	131	7.3	0	Johnny Stanton	Idaho	2016
10.	129	9.1	1	Travis Dixon	at Utah State	2007
11.	126	12.6	2	Jason Thomas	at Hawai'i	2000
12.	124	6.5	0	Matthew Sluka	at Kansas	2024
13.	122	7.6	4	Armani Rogers	Prairie View A&M	2018
14.	111	10.4	2	Armani Rogers	Southern Utah	2019
15.	107	5.1	1	Jason Thomas	at Iowa State	2000
16.	104	6.1	1	Shane Steichen	Idaho	2005
17.	103	10.3	1	Armani Rogers	UTEP	2018
18.	103	8.6	0	Jason Thomas	at Arkansas	2001
19.	103	6.9	0	Derek Stott	Pacific	1991
20.	100	8.3	2	Doug Brumfield	North Texas	2022

includes five from former Rebel and future NFL TE **Armani Rogers**. Rogers and **Jason Thomas** (three) are the only Rebel signal-callers to reach the mark more than two times in a career.



STATES OF THE PROGRAM

From Hawaii to Florida to Ontario -- the 2024 Rebels come from hometowns spread across the continent. In fact, no less than 23 different states and another country are represented on this year's roster. While a majority of Rebels naturally hail from California (31), Nevada (14) Texas (10) and Arizona (7), six natives of Missouri and Arkansas have come to Las Vegas. Meanwhile, Louisiana, Oklahoma, Georgia and North Carolina and Hawai'i are home to no less than four current Rebels while Florida, Tennessee, Washington and Utah supply two each. Oregon, Colorado, Kansas, Nebraska, Minnesota, Illinois, Virginia, New York, all are home to one UNLV player. In addition, senior DB **Jett Elad** hails from Ontario, Canada.

CAPTAINS



2024 CAPTAINS ANNOUNCED

Under head coach **Barry Odom**, UNLV returned to permanent team captains last season and after a team vote, four Rebels were named, two on each side of the line of scrimmage, for this fall. On offense, WR **Ricky White III** is back as a captain while senior WR **Jacob De Jesus** gets his first nod. Defensively, the team will be repped again by LB **Jackson Woodard** along with senior DB **Johnathan Baldwin** for the first time.

2024 REBEL FOOTBALL

UNLV



FERTITTA FOOTBALL COMPLEX: A STATE-OF-THE ART FOOTBALL HOME

UNLV Athletics celebrated the official ribbon-cutting of its new, \$34.8 million, state-of-the-art training center the Fertitta Football Complex in 2019. The project was made possible because of the largest single gift in its history as the Fertitta Family pledged the initial \$10 million toward construction. The 73,000-square-foot, two-level complex was built on campus in the north end of the team's practice area and overlooks the Ernie Becker Sr. Football Fields at Bill "Wildcat" Morris Rebel Park, which now includes a playing surface installed last summer. The FFC is the day-to-day home of the program and includes an academic center, locker rooms, offices, meeting rooms, strength & conditioning center, media room, training table and nutrition bar, athletic training center, player lounge and even a barbershop.



UNLV

WEEKLY MW WINNERS

OFFENSIVE PLAYERS OF THE WEEK (20)

Ricky White III, WR	Nov. 6, 2023
Aidan Robbins, RB	Sept. 19, 2022
Doug Brumfield, QB	Aug. 29, 2022
Charles Williams, RB	Nov. 15, 2021
Kenyon Oblad, QB	Dec. 2, 2019
Armani Rogers, QB	Nov. 20, 2017
Kurt Palandech, QB	Nov. 14, 2016
Devante Davis, WR	Sept. 30, 2013
Caleb Herring, QB	Sept. 16, 2013
Tim Cornett, RB (Co-)	Nov. 15, 2010
Omar Clayton, QB	Sept. 21, 2009
Omar Clayton, QB (Co-)	Sept. 22, 2008
Frank Summers, RB (Co-)	Sept. 24, 2007
Rocky Hinds, QB (Co-)	Nov. 27, 2006
Larry Croom, RB (Co-)	Dec. 2, 2002
Jason Thomas, QB	Nov. 4, 2002
Joe Haro, RB	Oct. 29, 2001
Nate Turner, WR	Nov. 27, 2000
Jason Thomas, QB	Oct. 2, 2000
Jeremi Rudolph, RB	Oct. 11, 1999

DEFENSIVE PLAYERS OF THE WEEK (32)

Jackson Woodard, LB	Sept. 16, 2024
Jackson Woodard, LB	Sept. 2, 2024
Marsel McDuffie, LB	Nov. 20, 2023
Johnathan Baldwin, S	Nov. 28, 2022
Austin Ajiaka, LB	Sept. 26, 2022
Jericho Flowers, CB	Nov. 25, 2019
Javin White, LB	Oct. 14, 2019
Javin White, DB/LB	Nov. 26, 2018
Jericho Flowers, CB	Nov. 12, 2018
Torry McTyler, CB	Nov. 14, 2016
Tau Lotulelei, LB	Oct. 17, 2016
Ryan McAleenan, LB	Oct. 5, 2015
Tani Maka, LB	Sept. 24, 2012
James Dunlap, DE (Co-)	Oct. 31, 2011
Jason Beauchamp, LB	Oct. 26, 2009
Jason Beauchamp, LB	Sept. 29, 2008
Beau Bell, LB (Co-)	Oct. 29, 2007
Beau Bell, LB (Co-)	Oct. 15, 2007
Beau Bell, LB	Sept. 24, 2007
Beau Bell, LB	Oct. 10, 2005
Jamaal Brimmer, SS	Oct. 11, 2004
Joe Miklos, FS	Oct. 4, 2004
Joe Miklos, FS (Co-)	Nov. 3, 2003
Ruscharod Dodd-Masters, CB	Sept. 22, 2003
Jamaal Brimmer, SS	Sept. 13, 2003
John Andrews, LB	Sept. 1, 2003
Jamaal Brimmer, SS	Oct. 21, 2002
Tyrone Tucker, LB	Oct. 7, 2002
Kevin Thomas, CB	Nov. 19, 2001
Amar Brisco, CB	Nov. 27, 2000
Kevin Thomas, CB	Oct. 2, 2000
Kevin Thomas, CB	Sept. 13, 1999

SPECIAL TEAMS PLAYERS OF THE WEEK (31)

Caden Chittenden, PK	Sept. 16, 2024
Jose Pizano, PK	Nov. 13, 2023
Jose Pizano, PK	Oct. 23, 2023
Jose Pizano, PK	Sept. 18, 2023
Daniel Gutierrez, PK	Nov. 28, 2022
Daniel Gutierrez, PK	Nov. 14, 2022
Daniel Gutierrez, PK	Oct. 3, 2022
Daniel Gutierrez, PK	Oct. 30, 2017
Logan Yunker, P	Oct. 5, 2015
Nicolai Bormand, PK	Oct. 13, 2014
Nicolai Bormand, PK	Sept. 8, 2014
Nolan Kohorst, PK	Oct. 14, 2013
Logan Yunker, P	Sept. 30, 2013
Logan Yunker, P	Sept. 23, 2013
Deante Purvis, KR	Oct. 31, 2011
Marcus Sullivan, KR (Co-)	Nov. 29, 2010
Kyle Watson, PK	Nov. 17, 2008
Deante Purvis, KR	Nov. 10, 2008
Malo Taumua, DL (Co-)	Sept. 15, 2008
Sergio Aguayo, PK	Oct. 10, 2005
Sergio Aguayo, PK	Sept. 12, 2005
Dillon Pieffer, PK	Nov. 3, 2003
Dillon Pieffer, PK	Sept. 22, 2003
Gary Cook, P	Sept. 13, 2003
Greg Estandia, TE	Sept. 1, 2003
Dillon Pieffer, PK	Dec. 2, 2002
Troy Mason, PR	Oct. 15, 2001
Gary Cook, P	Oct. 7, 2001
Troy Mason, KR	Nov. 13, 2000
Ray Cheetany, P/PK	Oct. 9, 2000
Duane James, KR	Oct. 11, 1999

FRESHMEN OF THE WEEK (9 - New in 2021)

Caden Chittenden, PK	Sept. 16, 2024
Greg Burrell, RB	Sept. 9, 2024
Jayden Maiava, QB	Nov. 20, 2023
Jayden Maiava, QB	Nov. 13, 2023
Jayden Maiava, QB	Nov. 6, 2023
Jayden Maiava, QB	Oct. 23, 2023
Jayden Maiava, QB	Sept. 25, 2023
Jayden Maiava, QB	Sept. 18, 2023
Cameron Friel, QB	Nov. 8, 2021

#BEaREBEL

WATCHING THE REBELS

Shattering all kinds of program records, UNLV saw a stunning 11 different players make at least one appearance on no less than 16 different official Watch Lists this summer. That includes WR **Ricky White III** on four different lists, including two national player of the year groups, and LB **Jackson Woodard** being included on a quartet of his own. Making three different award lists was returning All-American **Jacob De Jesus** while OT **Tiger Shanks** found his name on two major award releases.



WR RICKY WHITE III

- MAXWELL PLAYER OF THE YEAR WATCH LIST
- WALTER CAMP PLAYER OF THE YEAR WATCH LIST
- BILETNIKOFF AWARD WATCH LIST
- REESE'S SENIOR BOWL WATCH LIST



CB CAMERON OLIVER

- JIM THORPE AWARD WATCH LIST



P MARSHALL NICHOLS

- RAY GUY AWARD WATCH LIST



KR/PR/WR JACOB DE JESUS

- HORNUNG AWARD WATCH LIST
- JET AWARD WATCH LIST
- POLYNESIAN PLAYER OF THE YEAR WATCH LIST



RB "JET" THOMAS

- DOAK WALKER AWARD WATCH LIST



CB TONY GRIMES

- REESE'S SENIOR BOWL WATCH LIST

S JALEN CATALON

- REESE'S SENIOR BOWL WATCH LIST

OT TIGER SHANKS


- OUTLAND TROPHY WATCH LIST
- LOMBARDI AWARD WATCH LIST

OL JALEN ST. JOHN

- OUTLAND TROPHY WATCH LIST

DT TAT MARTINSON

- POLYNESIAN PLAYER OF THE YEAR WATCH LIST



WOODARD= NATIONAL PLAYER OF THE WEEK

UNLV standout linebacker **Jackson Woodard** began his senior season at UNLV with a bang as the 2024 Preseason Co-Defensive Player of the Year earned his first Mountain West Player of the Week honor after the Rebels' dominating 27-7 win at Houston. The honors kept coming, however, as Woodard (Little Rock, AR) was named the Bronko Nagurski National Defensive Player of the Week and the Walter Camp Foundation National Player of the Week on defense. This followed him posting a game-high 11 total tackles, including seven solo, and surpassing his entire junior season total in quarterback sacks with three takedowns vs. the Cougars. He would win his second MW Player of the Week honor just two weeks later after leading UNLV to a 23-20 win at Kansas where he hauled in his second career interception.

LINEBACKER IS A TRUE TRIPLE THREAT

UNLV senior linebacker **Jackson Woodard** is a candidate for All-America honors on three fronts -- on the field, in the classroom and in the community. He's already accomplished one of those goals as he was the first Rebel football player in history named CSC First Team Academic All-America. Highlighting his work off the field, he is the program's 2024 nominee for both the Allstate Wuerffel Trophy and AFCA Good Works Team. As for on the field, in July he became the second Rebel to earn Preseason Mountain West Defensive Player of the Year honors, joining UNLV Hall of Famer and NFL veteran cornerback **Kevin Thomas** in 2000. Also this summer Woodard became the first Rebel ever named to the official preseason watch list for the Chuck Bednarik Award presented annually to the outstanding defensive player in college football. Also announced as a member of the 2024 watch list for the Bronko Nagurski Trophy (first at UNLV in 20 years) and a member of the Butkus Award Watch List, Woodard was a 2023 First Team All-MW selection after ranking third in the conference



2024 FOOTBALL STAFF

- FOOTBALL OFFICE:** (702) 895-3400
STAFF EMAIL: first name.last name@unlv.edu
Head Coach:
 Barry Odom (2nd Year/Missouri 1999)
Offensive Coordinator/QBs:
 Brennan Marion (2nd Year/Tulsa 2009)
Defensive Coordinator/LBs:
 Mike Scherer (2nd Year/Missouri 2016)
Special Teams Coordinator:
 James Shibest (2nd Year/Arkansas 1988)
Offensive Line:
 Vance Vice (2nd Year/Oklahoma State 1990)
Tight Ends:
 Nate Longshore (4th Year/California 2008)
Running Backs:
 Cornell Ford (2nd Year/Toledo 1991)
Wide Receivers:
 Del Alexander (2nd Year/USC 1995)
Defensive Line:
 Ricky Logo (2nd Year/North Carolina State 1992)
Safeties:
 Nicco Fertitta (1st Year/Notre Dame 2019)
Cornerbacks:
 Akeem Davis (2nd Year/Memphis 2011)
Offensive Analyst:
 Kenneth Merchant (2nd Year/Southern Conn St 2018)
Defensive Analyst:
 Ronnell Perkins (1st Year/Missouri 2019)
Special Teams Analyst:
 James Brown (4th Year/Oregon 2018)
Graduate Assistant Coach (Off):
 Kyle Buckner (1st Year/Oregon 2019)
Graduate Assistant Coach (Off):
 Mitch Malot (1st Year/Southern Oregon 2019)
Graduate Assistant Coach (Def):
 Julio Garcia (2nd Year/UNLV 2020)
Graduate Assistant Coach (Def.):
 Bam Amina (1st Year/UNLV 2024)
Director of Strength & Conditioning:
 Jeff Fish (2nd Year/Western Carolina 1989)
Director of Football Operations:
 Austin Van Poucke (2nd Year/Arkansas 2019)
Director of Player Personnel:
 Brad Odom (2nd Year/East Central 1997)
Director of Player & Community Development:
 Hunkie Cooper (2nd Year/UNLV 1991)
Asst. Director of Football Operations:
 Ethan Baxter (2nd Year/Arkansas 2022)
Director of On-Campus Recruiting:
 McKenna Johnson (2nd Year/UTSA 2021)
Head Football Athletic Trainer
 Cameron Ortyl (1st Year/Purdue 2015)
Football Nutritionist:
 Kennedy Springer (3rd Year/Southern Utah 2017)
Video Coordinator:
 Ross Locasio (2nd Year/Alabama 2021)
Director of Football Equipment:
 Jacob Corbett (3rd Year/South Carolina 2004)

#BEaREBEL

HIGH EXPECTATIONS

UNLV football tied a school record by being picked to finish second in the Mountain West in the preseason media poll. The Rebels, who received four first-place votes and 471 points overall, only trailed Boise State's 543 total points. Those same two teams played in last year's Mountain West Championship game at Allegiant Stadium. The only other time UNLV was picked to finish as high as second was before the 2001 season after **John Robinson's** Rebels downed Arkansas in the 2000 Las Vegas Bowl.

RANK TEAM (1ST-PL VOTES) POINTS

1. Boise State (38) 543
2. **UNLV (4) 471**
3. Fresno State (4) 460
4. Air Force 384
5. Colorado State 337
6. Wyoming 296
7. Utah State 285
8. San Diego State 251
9. Hawai'i 214
10. San José State 185
11. New Mexico 85
12. UNR 77

SIMPLY REB, PLEASE!

Please remember, UNLV (acronym on all references, please) is home to the **REBEL** football team -- not the Runnin' Rebels! Only the men's basketball team at UNLV is nicknamed the Runnin' Rebels.

COLLEGE PRESS BOX

collegepressbox is the official media website for Division I football. Access and download game notes, quotes, statistics, media guides, headshots, logos and more for all FBS schools, conferences, postseason games, awards and the College Football Playoff. For access, please register for an account at collegepressbox.com/register.

collegepressbox
SINCE 2005 EVERYTHING BUT THE PREGAME MEAL

#BEaREBEL

UNLV IN OT

UNLV OVERTIME HISTORY (6-11)

GAME	DATE	SCORE	OTs	PTS
UNLV at San Diego State	Oct. 18, 1997	L, 20-17	1	0
UNLV vs. San Jose State	Nov. 22, 1997	L, 55-48	1	0
UNLV vs. Wyoming	Oct. 17, 1998	L, 28-25	1	0
UNLV at Ole Miss	Oct. 28, 2000	L, 43-40	1	3
UNLV vs. Wyoming	Nov. 2, 2002	W, 49-48	1	7
UNLV vs. BYU	Oct. 25, 2003	L, 27-20	1	0
UNLV vs. Wyoming	Nov. 6, 2004	L, 53-45	3	14
UNLV vs. New Mexico	Oct. 14, 2006	L, 39-36	1	0
UNLV at Arizona State	Sept. 13, 2008	W, 23-20	1	3
UNLV vs. Iowa State	Sept. 20, 2008	W, 34-31	1	6
UNLV vs. Minnesota	Aug. 30, 2012	L, 30-27	3	14
UNLV vs. Fresno State	Oct. 19, 2014	W, 30-27	1	3
UNLV vs. San Jose State	Oct. 10, 2015	L, 33-27	1	0
UNLV vs. Idaho	Sept. 24, 2016	L, 33-30	1	3
UNLV vs. Wyoming	Nov. 12, 2016	W, 69-66	3	17
UNLV at UNR	Nov. 30, 2019	W, 33-30	1	6
UNLV vs. EWU	Sept. 2, 2021	L, 35-33	2	13

UNLV saw its two-game win streak in overtime snapped with a double-OT loss in the 2021 opener to Eastern Washington. It also dropped the program's home record in OT to 4-9. In 2016, the Rebels broke a two-game losing streak in overtime games with its historic 69-66 victory over Wyoming. It marked the only time that the Rebels won a game that went longer than one overtime period and set a school record for points in extra time with 17. In 2008, the Rebels won back-to-back OT games at No. 13 Arizona State and then at home vs. Big 12 team Iowa State.

UNLV vs. RANKED

(CFP) AP/COACH	OPPONENT	RESULT	DATE
2/2	at Michigan	L, 35-7	9-9-23
2/2	at Tennessee	L, 62-3	8-31-96
4/4	TCU	L, 48-6	10-30-10
5/5	BOISE STATE	L, 48-21	11-5-11
5/5	WISCONSIN	L, 20-13	9-8-07
8/6	at TCU	L, 41-0	10-31-09
8/8	at BYU	W, 45-41	10-10-81
9/9	at Nebraska	L, 48-6	10-1-88
9/10	at Utah	L, 63-28	10-23-04
10/9	at Ohio State	L, 54-21	9-23-17
10/10	SMU	L, 38-21	12-1-84
11/10	at Wisconsin	L, 51-7	9-1-11
11/8	KANSAS STATE	L, 42-3	11-26-94
12/12	WISCONSIN	L, 41-21	9-4-10
12/12	TCU	L, 44-14	11-1-08
12/13	BYU	L, 54-14	11-29-80
13/13	UCLA	L, 37-3	9-12-15
14/14	IOWA STATE	L, 48-3	9-18-21
14/14	at Wisconsin	L, 52-7	9-19-98
14/14	at Tennessee	L, 42-17	9-5-04
14/15	at Wisconsin	W, 23-5	9-13-03
15/13	at Arizona State	W, 23-20 (OT)	9-13-08
16/15	BOISE STATE	L, 38-13	10-5-19
16/13	at Colorado State	W, 36-33	11-30-02
16/20	NORTHWESTERN	L, 37-28	9-7-01
17/18	at TCU	L, 56-9	12-3-11
17/18	at BYU	L, 42-23	10-25-08
17/19	at Fresno State	L, 38-14	10-19-13
18/18	at TCU	L, 51-3	11-12-05
18/20	BYU	L, 59-21	10-10-09
19/19	BYU	L, 29-0	10-23-99
19/20	at BYU	L, 63-28	10-12-96
19/21	at San Diego State	L, 41-10	10-7-17
(19)/23/23	SAN DIEGO STATE	L, 28-20	11-19-21
20/20	at Utah	L, 38-10	9-11-10
20/20	BYU	L, 35-31	9-29-01
20/23	FRESNO STATE	L, 3-48	11-3-18
21/22	at Wisconsin	L, 18-3	9-11-04
22/25	at Fresno State	L, 38-30	9-24-21
22/23	at Boise State	L, 42-25	11-18-16
22/23	at Utah	L, 42-21	9-6-08
22/21	at Clemson	L, 24-14	9-4-93
23/25	at Arizona State	L, 37-10	9-11-21
24/22	at Boise State	L, 32-7	10-20-12
24/22	HAWAII	L, 49-14	9-15-07
24/NR	UTAH	L, 35-15	10-17-09
24/NR	at Houston	L, 37-9	9-8-90
25/25	NEVADA, RENO	L, 44-26	10-2-10
25/NR	at Hawaii	L, 59-21	12-4-10
NR/19	BYU	L, 27-0	9-2-82
NR/20	CS FULLERTON	W, 26-20	11-10-84
NR/24	OREGON STATE	L, 23-21	9-12-09
NR/25	WISCONSIN	L, 27-7	8-31-02

POLL POSITIONS

Including No. 2 Michigan last this season, UNLV has played 53 teams ranked in at least one of the two major polls at the time of the game. The Rebels hold a 5-48 record against such competitors. The Rebels' most recent win over a ranked team came in 2008 when they upset No. 15/13 Arizona State, 23-20 in overtime (pictured, below). In fact, the last four UNLV wins over ranked opponents have come on the road.



THOMAS THE TD TRAIN

2023 RUSHING TDS BY A FROSH

RK	TD	NAME, POS	SCHOOL
1.	12	Jai'Den Thomas, RB	UNLV
2.	10	Jalen Buckley, RB	WMU
3.	9	Gavin Sawchuk, RB	Oklahoma
4.	7	Keith Willis, RB	LA Tech
	7	Makhi Hughes, RB	Tulane

Despite having a nickname of "Jet," running back **Jai'Den Thomas** moved from flying under the radar into becoming the nation's top



freshman scorer a year ago. After holding just the one scholarship offer out of Westlake High School in the Atlanta area, Thomas exploded onto the scene with a dozen rushing touchdowns in 13 games and was the nation's only freshman with more than 11 rushing scores in 2023. Jet's seven-yard TD vs. Wyoming gave him the UNLV single-season freshman record, breaking a tie with former quarterback **Armani Rogers** (2017). This summer he was named to the Watch List for the Doak Walker Award.

FOOTBALL & FAMILY

MOST BROTHERS PLAYING FBS FOOTBALL IN 2024 SETS SCHOOL

6	Colorado, Utah State
5	BYU
4	Miami (Fla.), Nebraska, Oklahoma State, Kennesaw State
3	Colorado State, Georgia, Iowa State, Kentucky, Louisiana, USC, Tennessee
2	UNLV, Appalachian State, Baylor, Clemson, Eastern Michigan, Fresno State, Hawaii, Maryland, Minnesota, Mississippi State, UNR, Oregon, South Carolina, Temple, UTSA

UNLV features two sets of brothers this season with defensive backs **Johnathan Baldwin**, a senior, and little bro **Jalen Baldwin**, a redshirt freshman on defense and starting offensive lineman **Anton Ambuehl** (AM-bule), a junior and his twin brother, tight end **Davis Ambuehl**, a recent walk-on who previously played basketball at Ole Miss. UNLV is one of 20 programs with at least two sets of bro-

thers on the roster this fall with, interestingly, six of those schools being members of the Mountain West. In addition, the Ambuehls are one of 11 sets of twins playing together in the FBS. Keeping with the family facts, the Rebels are one of eight programs where the head coach has a son currently on the team as linebacker **JT Odom** is a redshirt freshman for the Rebels. In fact, Barry and JT Odom form the first father-son coach-player combo in UNLV football history.

HEAD COACHES COACHING THEIR SONS IN 2024

SCHOOL	HEAD COACH	SON(S), POS
UNLV	Barry Odom	JT Odom, LB
Arkansas State	Butch Jones	Adam Jones, WR
Clemson	Dabo Swinney	Clay Swinney, WR
Colorado	Deion Sanders	Shedeur Sanders, QB Shilo Sanders, DB
Georgia State	Dell McGee	Austin McGee, WR
Kennesaw State	Brian Bohannon	Blake Bohannon, WR Braden Bohannon, QB
LSU	Brian Kelly	Kenzel Kelly, LB
Texas	Steve Sarkisian	Brady Sarkisian, LB

TWINS PLAYING TOGETHER IN 2024

SCHOOL	TWIN BROTHERS (POS)	
UNLV	Anton Ambuehl (OL)	Davis Ambuehl (TE)
New Mexico State	George Eberle (LS)	Charlie Eberle (P)
Miami	Kolby Luna (WR)	Riply Luna (QB)
	Bobby Washington (LB)	Robby Washington (WR)
Notre Dame	Anthony Rezac (QB)	Teddy Rezac (LB)
Georgia Southern	David Dalls (QB)	Josh Dallas (WR)
Michigan State	Charlton Luniewski (OL)	Mercer Luniewski (OL)
Oklahoma State	Aiden Isaacs (OL)	Ashton Isaacs (OL)
	Holden Thompson (RB)	Heston Thompson (WR)
Maryland	Keyshawn Flowers (LB)	Keion Flowers (LB)
Ohio State	Deontae Armstrogn (OL)	Devonte Armstrong (OL)



Johnathan Baldwin



Jalen Baldwin




Anton Ambuehl



Davis Ambuehl

THE BIG TEN

UNLV football placed 10 players on the East-West Shrine 1000 watch list, which was released in July by the annual post-season all-star event. The list consists of the best 1,000 players throughout all of college football who are currently all-star game eligible for the 2025 East-West Shrine Bowl and the 2025 NFL Draft class. The Rebels have twice as many players on the list than any other Mountain West program and are one of only five teams located in the Pacific Time Zone to reach double figures in representatives, joining USC, UCLA, Oregon and Cal. On offense, the list includes wide receivers **Ricky White III** and **Jacob De Jesus**; offensive lineman **Tiger Shanks**; tight end **Kaleo Ballungay**; and quarterback **Matthew Sluka**. Defensively, the Rebels included are linebacker **Jackson Woodard**, and four defensive backs -- **Cameron Oliver**, **Jalen Catalon**, **Malik Chavis** and **Tony Grimes**. The 100th edition of the East-West Shrine Bowl will take place at AT&T Stadium in Arlington, Texas, on Jan. 30, 2025.



#BEaREBEL

RETRO REBELS




UNLV is now 3-0 under Head Coach **Barry Odom** while wearing a throwback helmet design. In the 2024 home-opening victory over Utah Tech, the Rebels (above) sported a UNLV "sunburst logo" from the 1970s in honor of the 50th anniversary of the 1974 team that went 12-1 and reached the NCAA Div. II semifinals. Those '74 Rebels wore blank red helmets so the modern version used the athletics and university logo from that year displayed in bold Rebel Red on a white helmet. In the 2023 season-opening win over Bryant, UNLV wore throwback helmets (below) featuring the REBELS font from the mid-1980s when future CFB Hall of Famer **Randall Cunningham** was running the offense. Then, in a victory at UTEP, the Rebels sported a decal inspired by the ones that adorned the silver helmets from 1987-89. The block N and Las Vegas script helmets are most remembered as ones worn by legendary Rebel running back **Ickey Woods** when he led college football in rushing with 1,658 yards in 1987 before shuffling off to the Cincinnati Bengals.



#BEaREBEL

TEAM JACOB: SAY HELLO TO COLLEGE FOOTBALL'S MOST VERSATILE PLAYER

Senior wide receiver/kick returner/punt returner (and sometimes running back) **Jacob De Jesus** -- all five-feet-seven-inches of him -- was one of 48 players named to the official watch list for the 2024 Paul Hornung Award, which annually goes to the nation's most versatile player. De Jesus, who twice made the weekly Hornung Award Honor Roll during his junior season, is the second Rebel to be part of the Hornung preseason list since it was founded in 2010, joining former receiver **Tyleek Collins** in 2021. In July, De Jesus was named the 2024 Preseason Mountain West Special Teams Player of the Year and First Team All-MW at both kick returner and punt returner. A 2023 First Team all-league pick at both return spots, De Jesus led the nation in total return yards with 1,079 last fall. The only player to rank in the top 15 nationally in both kick returns and punt returns was a finalist for the Jet Award and named Second Team All-America by USA TODAY. The wide receiver, who also caught 60 passes as a junior, has been tabbed a 2024 Preseason Second Team All-American by ESPN and Phil Steele and Third Team by Athlon Sports. Also on this fall's Watch List for the Jet Award, given to the country's top return man, he was just the second Rebel to earn preseason player of the year on special teams, joining kicker **Sergio Aguayo** in 2006.



SLUKA GETS THE CALL AT QB

When **Matthew Sluka** took the first snap behind center at Houston he became the 15th different quarterback to start a season opener for the Rebels in the last 21 years. The Holy Cross transfer joined UNLV this summer after an All-American career on the FCS level, including being a two-time finalist for the Walter Payton Award. In fact, last year's Patriot League Offensive Player of the Year set the NCAA Division I record for rush yards in a game by a quarterback with 330 vs. Lafayette, besting the 327 posted by Arizona's **Khalil Tate** vs. Colorado in 2017. Once in Las Vegas, Sluka emerged from a three-man race at his position in preseason camp and earned the call in the lid-lifter in Houston where he tossed two touchdowns to WR **Jacob De Jesus** and netted 59 rush yards on 11 carries. In the win over Utah Tech, he slung a trio of TDs to **Ricky White III** in an eight-minute span while rushing for 70 yards, including his first touchdown as a Rebel on a 30-yard sprint to the end zone. Sluka then led the team in rushing with 124 net yards in a victory at Kansas.

LOCAL PRODUCT BURRELL RUNS AWAY WITH MW FRESHMAN HONOR

UNLV rookie runner **Greg Burrell**, a product of Las Vegas' Desert Pines High School, was named Mountain West Freshman of the Week, the conference announced September 9. The true freshman led all players with 101 net rushing yards in the Rebels' record-setting 72-14 victory over Utah Tech at Allegiant Stadium. It took only 11 carries for Burrell to compile the most yards in a single game since head coach **Barry Odom's** arrival last season (exactly one yard more than **Jai'Den Thomas** rolled up at UTEP last fall). As one of an eye-popping six different Rebels who ran for a touchdown vs. the Trailblazers, Burrell had a long of 42 yards and scored his first collegiate touchdown from four yards out. His efforts helped his squad earn a school-record 695 total offensive yards and tie for the second-most points in a game. Burrell became the first UNLV non-quarterback to win the MW Freshman of the Week Award, which started in 2021.



ROOKIE BOOTER KICKS WAY TO PAIR OF HONORS

On September 16, UNLV freshman placekicker **Caden Chittenden** earned not one but two conference weekly awards when he was named both Mountain West Special Teams Player of the Week and MW Freshman of the Week. The local product from Las Vegas' Faith Lutheran High School scored 11 of UNLV's 23 points in the its win at Kansas, nailing three field goals and two extra points. He also kicked off five times and earned a Jayhawk touchback on three of them. He is currently tied for the league lead for field goal percentage (80%) and tied for fourth in the nation with 2.67 field goals per game after improving to 8-of-10 after just three games on the collegiate level. Chittenden was UNLV's first kicker to earn a Freshman of the Week nod since the award started in 2021. He was the second Rebel to earn the honor this season, joining running back **Greg Burrell** just one week earlier.



1994 TITLE TEAM TO BE RECOGNIZED SATURDAY

Celebrating the 30-year anniversary of the most-recent UNLV football conference championship, the 1994 Rebel squad will gather on the field after the first quarter of Saturday's game vs. Fresno State to be recognized at Allegiant Stadium. Led by first-year head coach **Jeff Horton**, the '94 team upset heavily favored UNR in the league finale on November 19 at Sam Boyd Stadium to earn a piece of the conference crown. The thrilling 32-27 final not only returned the fame Fremont Cannon to the southern part of the state but also created a three-way tie at the top of the Big West Conference standings at 5-1 and secured UNLV a spot in the Las Vegas Bowl. The Rebels would finish with a 7-5 overall record by crushing Central Michigan 52-24 in the bowl game on December 15. The team featured five First Team All-Big West performers in WR **Randy Gatewood**, OL **Howard McGowan**, DE **Keith Washington**, LB **Mark Byers** and UNLV Athletics Hall of Fame PK Nick "The Kick" **Garritano** from Las Vegas Chaparral High School. Four second-teamers on the squad were WR **Henry Bailey**, LB **Keith Clough**, FS **Rodney Mazion** and SS **Jason Davis**. Five Rebels earned Honorable Mention: P **Brad Faunce**, LB **Rossie Johnson**, OL **Mark Meacham**, OL **Robbie Morrison** and TE **David White**. Both Bailey and Washington would go on to play in the NFL, including the latter winning a Super Bowl with the Baltimore Ravens in the 2000 season.



RECORD REBELS

After three years of exactly zero honorees, UNLV football set a program record in July when the Rebels earned six total spots on the 2024 Preseason All-Mountain West Team, which was released to kick off the league's annual Media Days at Circa Resort. The Rebel contingent was led by Preseason Co-Defensive Player of the Year **Jackson Woodard** at linebacker and Preseason Special Teams Player of the Year **Jacob De Jesus**, who earned the nod at both punt returner and kickoff returner. Joining them on the All-MW team was senior wide receiver **Ricky White III**, senior offensive tackle **Tiger Shanks** and senior cornerback **Cameron Oliver**. Woodard, a 2023 First Team All-MW selection, was just the second Rebel to earn the preseason player of the year honor on defense, joining UNLV Athletics Hall of Famer and NFL veteran cornerback **Kevin Thomas** in 2000. De Jesus, a 2023 First Team All-MW pick at both return spots, was just the second Rebel to earn preseason player of the year on special teams, joining kicker **Sergio Aguayo** in 2006. The previous high for UNLV players on a preseason All-MW team was four in 2001. The most recent player to earn a spot on the team before this year was running back **Charles Williams** in 2020.



#BEaREBEL

NON-SATURDAY FOOTBALL

With 11 of 12 games on national TV this fall, UNLV saw a school-record five contests moved to Fridays this season. After playing a bowl game last year on a Tuesday, the Rebels have now played at least one game on every day of the week in their 57-year history: 25 Friday contests, 19 on Thursday, and one each on Sunday, Monday, Tuesday and Wednesday. UNLV holds an overall non-Saturday record of 21-26-1.

UNLV ALL-TIME NON-SATURDAY GAMES

DAY	DATE	OPPONENT	TV	RESULT	SCORE
Thursday	Oct. 22, 1970	At Cal State Fullerton	None	Won	20-10
Thursday	Nov. 26, 1970	NEVADA, RENO	None	Won	42-30
Friday	Sept. 21, 1973	MARSHALL	None	Won	31-9
Friday	Nov. 9, 1979	TENNESSEE STATE	None	Won	36-28
Friday	Nov. 23, 1979	LAMAR	None	Tied	10-10
Thursday	Sept. 2, 1982	BYU	WTBS	Lost	27-0
Thursday	Oct. 27, 1983	SAN DIEGO STATE	WTBS	Won	28-10
Thursday	Oct. 31, 1985	NEW MEXICO STATE	ESPN	Won	17-12
Thursday	Nov. 6, 1986	FRESNO STATE	ESPN	Lost	36-7
Thursday	Sept. 2, 1999	At North Texas	KLAS	Won	26-3
Thursday	Dec. 21, 2000	ARKANSAS	ESPN	Won	31-14
Thursday	Aug. 30, 2001	At Arkansas	ESPN	Lost	14-10
Friday	Sept. 7, 2001	NORTHWESTERN	ESPN	Lost	37-28
Friday	Aug. 29, 2003	TOLEDO	ESPN	Won	28-18
Friday	Sept. 19, 2003	HAWAII	ESPN2	Won	33-22
Sunday	Sept. 5, 2004	At Tennessee	ESPN	Lost	42-17
Friday	Oct. 8, 2004	At BYU	ESPN2	Won	24-20
Monday	Sept. 5, 2005	At New Mexico	ESPN2	Lost	24-22
Friday	Nov. 24, 2006	AIR FORCE	The Mtn.	Won	42-39
Thursday	Aug. 30, 2007	At Utah State	LV ONE	Won	23-16
Thursday	Nov. 13, 2008	WYOMING	CBS C	Won	22-14
Thursday	Nov. 18, 2010	AIR FORCE	CBS C	Lost	35-20
Thursday	Sept. 1, 2011	At Wisconsin	ESPN	Lost	51-17
Thursday	Aug. 30, 2012	MINNESOTA	CBS SN	Lost	30-27 (3OT)
Thursday	Aug. 28, 2013	At Minnesota	BTN	Lost	51-23
Thursday	Nov. 21, 2013	At Air Force	ESPNU	Won	41-21
Wednesday	Jan. 1, 2014	vs. North Texas (HoD Bowl)	ESPNU	Lost	36-14
Friday	Aug. 29, 2014	At Arizona	ESPN	Lost	58-13
Friday	Oct. 10, 2014	FRESNO STATE	CBS SN	Won	30-27 (OT)
Friday	Oct. 16, 2015	At Fresno State	ESPN2	Lost	31-28
Thursday	Sept. 1, 2016	JACKSON STATE	MW/N/CI	Won	63-13
Friday	Nov. 18, 2016	At Boise State	ESPN2	Lost	42-25
Friday	Nov. 10, 2017	BYU	ESPN2	Lost	31-21
Friday	Nov. 17, 2017	At New Mexico	ESPN2	Won	38-35
Friday	Oct. 19, 2018	AIR FORCE	CBS SN	Lost	41-35
Friday	Oct. 18, 2019	At Fresno State	CBS SN	Lost	56-27
Friday	Nov. 27, 2020	WYOMING	FS1	Lost	45-14
Thursday	Sept. 2, 2021	EASTERN WASHINGTON	Stadium	Lost	35-33 (2OT)
Friday	Sept. 24, 2021	At Fresno State	CBS SN	Lost	38-30
Thursday	Oct. 21, 2021	SAN JOSE STATE	CBS SN	Lost	27-20
Friday	Oct. 29, 2021	at UNR	CBS SN	Lost	51-20
Friday	Nov. 19, 2021	SAN DIEGO STATE	CBS SN	Lost	28-20
Friday	Sept. 30, 2022	NEW MEXICO	CBS SN	Won	31-20
Friday	Oct. 7, 2022	at San Jose State	CBS SN	Lost	40-7
Friday	Nov. 11, 2022	FRESNO STATE	CBS SN	Lost	37-30
Friday	Nov. 10, 2023	WYOMING	FS1	Won	34-14
Tuesday	Dec. 26, 2023	vs. Kansas	ESPN	Lost	49-36
Friday	Sept. 13, 2024	at Kansas	ESPN	Won	23-20

THANKS A MILLION, RAIDERS!



Members of the UNLV football squad now gather in the Al Davis Team Room after a 2023 celebration at the Fertitta Football Complex officially announcing a \$1 million gift to UNLV Athletics from the NFL's Las Vegas Raiders. Raiders owner **Mark Davis** and team president **Sandra Douglass Morgan** joined UNLV President **Keith E. Whitfield**, Director of Athletics **Erick Harper** and Rebel Head Coach **Barry Odom** to unveil the area's new name in front of a throng of media members.



2024 REBEL FOOTBALL



UNLV
HOUSTON



27
7

GAME 1

TDECU Stadium • Houston, TX
Aug. 31, 2024 • Att. 25,750



REBELS ROLL IN SEASON DEBUT AT HOUSTON

HOUSTON (UNLVRebels.com) – Opening a season on the road for the first time since 2020, UNLV football (1-0) started 2024 in dominating fashion, winning 27-7 at Big 12 Conference opponent Houston (0-1) Saturday night before 25,750 fans at TDECU Stadium.

Led by a suffocating defense that logged six quarterback sacks, second-year head coach Barry Odom became the first UNLV coach to win his first two season-opening games since Tony Knap did it in 1976-77.

The Rebels, who won on the road to kick off a season for the first time since 2007, held the Cougars under wraps for nearly the entire game, as UH didn't score until one minute left after not reaching the 100-yard mark in total offense until five minutes remained in the third quarter.

All-America candidate linebacker Jackson Woodard had three sacks as part of his 11-tackle night while a new Rebel, transfer safety Jalen Cataton, had two interceptions, including one he returned 36 yards for a touchdown.

Transfer Matthew Sluka started the game after a camp-long quarterback competition and threw a pair of first-half touchdowns to returning All-American Jacob De Jesus, as the Rebels led 14-0 at halftime.

Freshman Caden Chittenden kicked two field goals for the visitors' other six points as UNLV beat a Big 12 opponent for the first time since getting by Iowa State in overtime on Sept. 20, 2008.

REBEL OF THE GAME: How do you pick between two defenders after such a stunning effort? Woodard had a game-high 11 tackles, including a career-high three sacks, while Cataton hauled in his first two interceptions as a Rebel, including the eye-popping pick-six where he tipped himself the ball.

STAT OF THE GAME: At halftime, UNLV led UH in total yards 252-59.

QUOTABLE: "I thought defensively, we played relentless all night. And I thought up front on the offensive line, we controlled the game. We did enough playing complimentary football to win a game on the road in the Big 12. Scratching the surface of where we're gonna go from there. Now there's a huge opportunity for us to go back home and play in Vegas, play in Allegiant. We're really excited about the opportunity to do that and play in front of our crowd. I want to thank the families and the fans we had that came tonight. You could hear them and feel 'em and that's fun when it's on the road."

-UNLV Head Coach Barry Odom

REBEL NOTES:
-UNLV earned its first win over Houston after being outscored 153-23 in three previous meetings
-The Rebels downed an opponent for a P5 conference on the road for the first time since upending Vanderbilt 34-10 on Oct. 12, 2019
-The Cougars will return the game when they come to Allegiant Stadium on Sept. 9, 2028
-The Rebels notched their fourth victory over a team that was part of the Big 12 at the time of the game, previously downing Iowa State, Kansas and Baylor
-Houston is one of 10 teams from the Lone Star State to face UNLV on the football field
-This game marked UNLV's first season-opener at a Big 12 team since going to Baylor in 1988
-These two teams also opened the 1989 season against each other
-This marked the second straight UNLV opponent from the Big 12 as the Rebels played Kansas in the 2013 Guaranteed Rate Bowl
-UNLV improved to 27-30 all-time in season-openers
-North Carolina State transfer Michael Allen came off the bench to lead all rushers with 65 net yards on 10 carries, including a 36-yard burst down the sideline
-The first completed pass of the season for UNLV came from WR DeAngelo Irvin, who used a flea-flicker to find Jaden Bradley down field for a 42-yard gain
-Making his first FBS start, former Holy Cross QB Sluka threw for 71 yards and two TDs to go with 59 net yards rushing on 11 carries
-The Rebel defense held the Cougars to just 50 net yards rushing



UTAH TECH
UNLV



14
72

GAME 2

Allegiant Stadium • Las Vegas, NV
Sept. 7, 2024 • Att. 24,512



RECORD OFFENSE PUSHES REBELS TO 2-0

LAS VEGAS (UNLVRebels.com) – Improving to 2-0 for the first time in a quarter century, the UNLV football team set a record with 695 total offensive yards in a 72-14 victory over FCS visitor Utah Tech (0-2) Saturday afternoon.

Playing in front of the program's biggest home-opener crowd since hosting UCLA in 2015, UNLV students showed up in record numbers at Allegiant Stadium to help make up the 24,512 in attendance. That crowd also included members of the 1974 UNLV team that was honored at halftime to celebrate the 50-year

anniversary of that squad's 12-1 season, which ended in the NCAA Division II semifinals.

Ricky White III dominated the first quarter against the Trailblazers, who were facing the Rebels for the first time in football. The All-American senior receiver hauled in three touchdowns in the opening stanza and finished with 111 yards on five catches to go with a blocked punt on special teams.

Matthew Sluka was the first of a trio of quarterbacks to play and netted 70 yards on the ground, including a 30-yard touchdown scamper, to go with his three TD throws. Haji-Malik Williams started the second half behind center and ran 10 times for 88 yards while not attempting a pass. Cameron Friel closed things at QB, including rushing for a score.

UNLV broke the 500-yard rushing mark for only the third time in school history (504) while six different players rushed for a touchdown. In fact, no less than a dozen different Rebels carried the ball at least once, led by true freshman Greg Burrell out of Las Vegas, whose 101 yards on 11 carries included a TD and marked the most rush yards by a UNLV player in a game under second-year head coach Barry Odom.

REBEL OF THE GAME: Ricky White III didn't play long – but made a huge impact – hauling in three touchdowns in a span of eight minutes (5, 55 and 7 yards) and was rewarded for his work on special teams with his first career punt block, which led to a Rebel field goal – all in the first quarter.

STAT OF THE GAME: UNLV's 695 total yards (504 rush, 191 pass) of offense bested the 671 racked up against Idaho in 1977.

QUOTABLE: "We are excited offensively, defensively, on the progress that we made from week one to week two. It's now a race to Friday night and we are certainly excited about being 1-0 at home and 2-0 on the season. It's a short week - it's a sprint with no finish line and our guys will get to work pretty quickly."

-UNLV Head Coach Barry Odom

REBEL NOTES:
-These schools played each other for the first time despite being located just 120 miles apart
-The Rebels improved to 34-22 all-time in home-opener UNLV finished 8-of-8 in the red zone, including five touchdowns. Utah Tech finished 0-1 inside the Rebel 20-yard-line
-The Rebels won the turnover battle 2-1 as DB Johnathan Baldwin hauled in his fourth career interception and DL Waisale Muavei picked up the team's first fumble of the season
-Jet Thomas, who set the school record with 12 rushing touchdowns by a freshman last fall, started things off vs. Utah Tech with a 27-yard scoring burst
-Another true freshman, running back Devin Green, closed out the scoring with a 38-yard touchdown to give him 61 yards on just six carries
-WR Tim Conerly scored his first touchdown as a Rebel with an eight-yard rush
-Cooper Webb provided UNLV's defense with its only sack
-The Rebels made all nine of their extra-point attempts, six by Chittenden and three by Andre Meono

UTAH TECH 7 0 7 0 -- 14
UNLV 28 16 7 21 -- 72

FIRST QUARTER

UNLV - Thomas 27-yard run (Chittenden kick) 13:54
UTT - Burton 64-yard pass from Hill (Uvaydov kick) 12:57
UNLV - White 5-yard pass from Sluka (Chittenden kick) 10:59
UNLV - White 55-yard pass from Sluka (Chittenden kick) 7:33
UNLV - White 7-yard pass from Sluka (Chittenden kick) 2:42

SECOND QUARTER

UNLV - Chittenden 27-yard field goal 14:11
UNLV - Sluka 30-yard run (Chittenden kick) 12:23
UNLV - Chittenden 28-yard field goal 9:41
UNLV - Chittenden 36-yard field goal 2:05

THIRD QUARTER

UNLV - Burrell 4-yard run (Chittenden kick) 5:17
UTT - Street 31-yard pass from Hill (Uvaydov kick) 1:14

FOURTH QUARTER

UNLV - Conerly 8-yard run (Chittenden kick) 13:08
UNLV - Friel 1-yard run (Chittenden kick) 8:50
UNLV - Green 38-yard run (Chittenden kick) 2:25

	UTT	UNLV
First Downs	13	34
Rushes-Yards	24-67	63-504
Passing Yards	262	191
Passes C-A-I	18-34-1	9-18-0
Total Offense (Plays-Yds)	58-293	81-695
Fumble Returns-Yards	0-0	0-0
Punt Returns-Yards	0-0	1-5
Kickoff Returns-Yards	0-0	3-9
Interception-Yards	0-0	1-21
Punts (Number-Avg)	9-35.9	1-44.0
Fumbles-Lost	1-1	3-1
Penalties-Yards	9-66	6-70
Possession Time	23:43	36:17
Sacks-Yards	1-11	1-8

RUSHING: UNLV- G. Burrell 11-101, H. Williams 10-88, K. James 8-75, M. Sluka 9-70, D. Green 6-61, M. Allen 8-40, J. Thomas 2-30, J. De Jesus 2-14, D. Irvin Jr. 1-8, T. Conerly 1-8, C. Friel 3-7, R. White III 1-1, UTT- R. Graff 5-30, L. McPhail 3-15, C. Street 5-14, N. Osborne 6-13, B. Parker 1-1, D. Hill 4-(-6).

PASSING: UNLV- Sluka 8-17-3-161, Friel 1-1-0-30, UTT- Hill 14-28-2-188, Graff 4-4-0-38, McPhail 0-2-0-0.

RECEIVING: UNLV- White III 5-111, K. Ballungay 2-14, De Jesus 1-36, Conerly 1-30, UTT- Street 5-46, E. Olsen 4-29, Parker 3-52, J. McCuen 2-15, T. Tanner 2-15, A. Burton 1-64, N. Osborne 1-5.

INTERCEPTIONS: UNLV- J. Baldwin 1-21; UTT- None.

FUMBLES: UNLV- Baldwin 1-0, Sluka 1-0, Williams 1-1; UTT- Hill 1-1.

UNLV 7 7 10 3 -- 27
HOUSTON 0 0 0 7 -- 7

FIRST QUARTER

UNLV - De Jesus 13-yard pass from Sluka (Chittenden kick) 8:10

SECOND QUARTER

UNLV - De Jesus 24-yard pass from Sluka (Chittenden kick) 12:49

THIRD QUARTER

UNLV - Chittenden 40-yard field goal 9:49
UNLV - Catalan 36-yard interception return (Chittenden kick) 5:23

FOURTH QUARTER

UNLV - Chittenden 34-yard field goal 5:00
HOU - Manjack IV 2-yard pass from Ale (Kim kick) 1:00

	UNLV	HOU
First Downs	14	14
Rushes-Yards	48-195	26-38
Passing Yards	113	209
Passes C-A-I	7-14-1	22-38-2
Total Offense (Plays-Yds)	62-308	64-247
Fumble Returns-Yards	0-0	0-0
Punt Returns-Yards	1-5	1-22
Kickoff Returns-Yards	6-81	4-101
Interception-Yards	2-50	1-36
Punts (Number-Avg)	1-6.0	2-0.5
Fumbles-Lost	0-0	1-0
Penalties-Yards	6-48	10-74
Possession Time	31:27	28:33
Sacks-Yards	6-49	1-3

RUSHING: UNLV- M. Allen 10-65, M. Sluka 11-59, K. James 6-28, G. Burrell 4-16, J. Thomas 8-15, J. De Jesus 4-7; HOU- P. Jenkins 2-17, Z. Chris 3-16, R. Sanford II 4-13, M. Shoulders 1-5, S. Johnson 1-5, S. Sneed 2-3, U. Ale 1-3, D. Smith 12-(-24).

PASSING: UNLV- Sluka 6-13-2-71, D. Irvin Jr. 1-1-0-42; HOU- Smith 15-30-0-135, Ale 7-8-1-74.

RECEIVING: UNLV- De Jesus 3-42, J. Bradley 2-60, R. White III 2-11; HOU- M. Mews 3-57, Johnson 3-32, Sanford II 3-25, Manjack IV 3-7, M. Carr 2-31, K. Young 2-13, J. Wilson 2-12, Jenkins 2-8, Shoulders 1-20, Sneed 1-4.

INTERCEPTIONS: UNLV- J. Catalan 2-36, HOU- A. Haulcy 1-48.

FUMBLES: UNLV- None; HOU- Smith 1-0.

SACKS: UNLV- J. Woodard 3-23, K. Conley Jr. 1-12, M. McDuffie 1-7, C. Oliver 1-7; HOU- K. Cooper Jr. 1-3.

TACKLES: UNLV- Woodard - 11, J. Baldwin - 8, McDuffie - 6, L. Wiley - 5; HOU- M. Batton - 7, J. Morris - 7, B. Mack - 6, K. Webb - 5, C. Allen - 5, Haulcy - 5.



UNLV
KANSAS



IT'S GAME DAY.
23
20

GAME 3

Children's Mercy Park • Kansas City, KS
Sept. 13, 2024 • Att. 21,493



REBELS WIN THRILLER AT KANSAS TO STAY UNDEFEATED

LAS VEGAS (UNLVRebels.com) – Playing on Friday the 13th for the first time in history, UNLV improved to 3-0 for the first time in 40 years with a come-from-behind 23-20 win at Kansas (1-2) in front of 21,493 fans at Children's Mercy Park.

The game, which was played at the home of the MLS Sporting Kansas City because of construction on the Jayhawks' stadium in Lawrence, was shown nationally on ESPN as the Rebels improved to 2-0 against Big 12 Conference opponents this fall (also defeated Houston 27-7 on August 31).

UNLV's record on Fridays moved to 11-13-1 all-time as running back Kylin James pushed into the end zone on fourth-and-goal from the one-yard-line with under two minutes remaining. It was the visitors' first lead of the evening after methodically rallying from a 17-6 deficit in the second quarter. The Rebel defense then squashed KU's final drive.

Quarterback Matthew Sluka rushed for 124 net yards on 19 carries and threw a 31-yard touchdown to running back Jai'Den Thomas as time expired in the first half to spark the comeback.

UNLV grabbed a pair of key interceptions, one by Jalen Catalon, his third of the season, and one by Jackson Woodard, who led all tacklers with 11 total tackles, including 1.5 tackles-for-loss.

Caden Chittenden made three of his four field-goal attempts to keep his team close as the freshman from Las Vegas accounted 11 total points.

STAT OF THE GAME: UNLV turned in a memorable, gargantuan, 18-play, nine-minute-22-second scoring drive in the fourth quarter that covered 75 yards to finally find the end zone in the second half and earn the hard-fought victory.

QUOTABLE: "Number one, I'm proud of our team and I'm proud of our assistant coaches for putting together what I thought was a really great plan in all three phases. Early on it was tough sledding. It was ugly. Kansas is a good football team. We had to stay in the fight and just found a way. Kids made plays – (Jackson) Woodard's interception, (Jalen) Catalon's interception -- and had the grittiness to go get first downs when we needed to. Special teams play was huge and how important it was to get the touchback on that last kick. Then the players, all the credit to them on going and making huge impact plays, when we needed them. And I thought our pass rush in the second half, we affected the throws. And Coach (Mike) Scherer and his staff did a great job of putting a plan together in the second half to stop the run and we did just enough."

-UNLV Head Coach Barry Odom

REBEL NOTES:
 -This marked the fourth different city UNLV and Kansas have squared off (2002 in Las Vegas, 2003 in Lawrence and 2023 in Phoenix)
 -The Rebels also played at an MLS stadium in 2020 in Carson, California, when San Diego State awaited its new stadium to open
 -It marked the second time UNLV staged a rematch vs. a team it faced in the previous season's bowl game. The Rebels played at Arkansas to open 2001 just months after downing the Razorbacks in the Las Vegas Bowl
 -The was the third straight road game vs. a Big 12 Conference opponent as after the bowl game matchup in December, UNLV opened this season with a win at Houston
 -This will mark the only time during the regular season that UNLV will play a game on natural grass
 -UNLV lists seven players on its roster from the Kansas and Missouri areas, including starters Jalen St. John and Antonio Doyle from St. Louis

UNLV	3	10	3	7	--	23
KANSAS	7	10	0	3	--	20

FIRST QUARTER

KU - Daniels 11-yard run (Allen kick) 6:22

UNLV - Chittenden 38-yard field goal 1:33

SECOND QUARTER

KU - Daniels 33-yard run (Allen kick) 12:12

UNLV - Chittenden 27-yard field goal 6:19

KU - Allen 35-yard field goal 3:02

UNLV - Thomas 27-yard pass from Sluka (Chittenden kick) 0:00

THIRD QUARTER

UNLV - Chittenden 23-yard field goal 9:38

FOURTH QUARTER

KU - Allen 41-yard field goal 11:22

UNLV - James 1-yard run (Chittenden kick) 2:00

	UNLV	KU
First Downs	17	17
Rushes-Yards	47-181	35-199
Passing Yards	86	153
Passes C-A-I	7-18-0	12-24-2
Total Offense (Plays-Yds)	65-267	59-352
Fumble Returns-Yards	0-0	0-0
Punt Returns-Yards	3-10	0-0
Kickoff Returns-Yards	0-0	2-36
Interception-Yards	2-72	0-0
Punts (Number-Avg)	4-45.8	3-46.3
Fumbles-Lost	1-0	0-0
Penalties-Yards	3-25	9-90
Possession Time	31:06	28:54
Sacks-Yards	2-7	2-17

RUSHING: UNLV- M. Sluka 19-124, J. Thomas 8-20, D. Green 4-14, K. James 5-11, G. Burrell 5-9, M. Allen 1-3, J. De Jesus 3-1, KU- D. Neal 23-120, J. Daniels 11-65, L. Arnold 1-14.

PASSING: UNLV- Sluka 7-18-1-86; KU- Daniels 12-24-0-153.

RECEIVING: UNLV- J. Bradley 1-31, Thomas 1-27, C. Cain 1-18, De Jesus 1-6, R. White III 3-4, KU- Arnold 4-58, Neal 1-33, T. Kardell 2-28, S. Morrison 1-18, J. Casey 1-10, L. Grimm 3-6.

INTERCEPTIONS: UNLV- J. Catalon 1-46, J. Woodard 1-26; KU- None.

FUMBLES: UNLV- Sluka 1-0; KU- None.

SACKS: UNLV- A. Doyle Jr. 1-6, A. Whitmore 0.5-1, K. Conley Jr. 0.5-1; KU- J. Robinson 1.5-13, T. Dunn Jr. 0.5-4.

TACKLES: UNLV- Woodard - 11, M. Powell - 7, J. Baldwin - 6, J. Elad - 6, Catalon - 4, C. Oliver - 4, Doyle Jr. - 3, Whitmore - 3; KU- J. Brown - 8, C. Wheeler - 7, M. Dotson - 6, Dunn Jr. - 6, Robinson - 5, C. Bryant - 3, O. Burroughs - 3.



REBEL DEPTH CHART

Vs. Fresno State

REBEL OFFENSE

POS	NO	NAME (HGT, WGT, YR-EXP)
LT	74	Jalen St. John (6-5, 330, SR-1L)
	71	Ed Haynes (6-4, 290, FR-RS)
LG	75	Anton Ambuehl (6-6, 300, JR-1L)
	79	Austin Boyd (6-4, 300, SO-1L)
C	65	Jack Hasz (6-4, 295, SR-1L)
	61	Graham Keating III (6-5, 300, JR-SQ)
	51	Mason Vacari (6-4, 305, FR-HS)
RG	78	Mathyus Su'a (6-3, 325, SR-1L)
	62	Nick Scalise (6-6, 310, JR-TR)
RT	70	Tiger Shanks (6-5, 325, SR-3L)
	72	Will Thomas (6-7, 315, SO-1L)
TE	19	Kaleo Ballungay (6-7, 265, SR-3L)
	44	Christian Moore (6-3, 240, SR-TR)
QB	3	Matthew Sluka (6-3, 215, SR-TR)
	6	Haji-Malik Williams (6-1, 205, SR-TR)
	7	Cameron Friel (6-3, 230, SR-2L)
RB	9	Jai'Den Thomas (5-9, 180, SO-1L)
	20	Kylin James (6-0, 225, SR-TR) -OR-
WR	5	Greg Burrell (6-1, 205, FR-HS)
	1	Casey Cain (6-3, 200, JR-TR)
WR	0	Jaden Bradley (6-4, 190, JR-TR)
	21	Jacob De Jesus (5-7, 175, SR-1L)
WR	10	DeAngelo Irvin Jr. (5-8, 175, SO-1L)
	11	Ricky White III (6-1, 190, SR-2L)
H	13	Corey Thompson Jr. (6-0, 180, SO-1L)
	2	Damien McDaniel (6-0, 165, FR-HS)

REBEL DEFENSE

POS	NO	NAME (HGT, WGT, YR-EXP)
DE	50	Jalen Dixon (6-1, 265, SR-3L)
	99	Keith Conley Jr. (6-2, 255, SR-1L)
	26	Ose Egbase (6-4, 250, SR-2L)
DT	91	Cooper Webb (6-2, 300, SR-1L)
	98	Tatuo Martinson (6-1, 300, SR-1L)
DT	95	Alexander Whitmore (6-2, 290, SR-1L)
	93	Lucas Conti (6-5, 300, FR-RS)
DE	2	Antonio Doyle (6-3, 255, SR-TR)
	28	Fisher Camac (6-7, 250, SO-1L)
LB	7	Jackson Woodard (6-3, 230, SR-1L)
	30	Charles Correa (6-3, 230, FR-HS) -OR-
	53	Blesyng Alualu-Tuiolemotu (6-1, 235, FR-RS)
LB	8	Marsel McDuffie (6-1, 240, JR-2L) -OR-
	16	Mani Powell (6-2, 230, JR-TR)
NICK	3	Johnathan Baldwin (6-1, 200, SR-3L)
	6	Jeremiah Vessel (5-11, 190, SO-TR)
	27	Kela Moore (6-0, 190, FR-HS)
CB	5	Cameron Oliver (6-1, 175, SR-3L)
	13	Jarvis Ware (6-2, 195, SR-TR)
BS	1	Jalen Catalon (5-11, 205, SR-TR)
	24	Kodi DeCambra (6-0, 185, FR-TR)
	14	Jah'Von Grigsby (5-11, 195, JR-SQ)
FS	4	Malik Chavis (6-3, 195, SR-TR)
	9	Jett Elad (6-1, 205, SR-1L)
CB	0	Tony Grimes (6-2, 190, SR-TR)
	21	La'Vario Wiley (6-2, 190, SR-TR)

REBEL SPECIALISTS

PK	45	Caden Chittenden (5-11, 175, FR-HS)	KR	21	Jacob De Jesus (5-7, 175, SR-1L)
	83	Andre Meono (6-1, 190, JR-1L)			
P	90	Marshall Nichols (6-2, 220, JR-2L)	PR	21	Jacob De Jesus (5-7, 175, SR-1L)
	85	Konner Melzer (6-3, 230, JR-TR)			
LS	36	Ben Lisk (5-10, 200, JR-SQ)			
H	90	Marshall Nichols (6-2, 220, JR-2L)			



2024 REBEL FOOTBALL



2024 RESULTS (3-0)

DATE	OPPONENT	W/L	SCORE	ATTEND.
Aug. 31	at Houston	W	27-7	25,750
Sept. 7	UTAH TECH	W	72-14	24,512
Sept. 13	at Kansas	W	23-20	21,493

Record	Overall	Home	Away	Neutral
All Games	3-0	1-0	2-0	0-0
Conference	0-0	0-0	0-0	0-0
Non-Conference	3-0	1-0	2-0	0-0

SCORE BY QUARTERS

	1st	2nd	3rd	4th	OT	Total
UNLV	38	33	20	31	0	122
Opponents	14	10	7	10	0	41

ATTENDANCE (AVG)

Total:	71,755
Home:	1/24,512
Away:	2/23,622
Neutral:	0/0

UNLV TEAM STATISTICS

Team Statistics	NLV	OPP
SCORING	122	41
Points Per Game	40.67	13.67
FIRST DOWNS	65	44
Rushing	45	15
Passing	14	25
Penalty	6	4
RUSHING YARDAGE	880	304
Yards gained	935	390
Yards lost	55	86
Attempts	158	85
Avg Per Attempt	5.6	3.6
Avg Per Game	293.3	101.3
TDs Rushing	7	2
PASSING YARDAGE	390	588
Att-Comp-Int	50-23-1	96-52-5
Avg Per Attempt	7.80	6.13
Avg Per Catch	16.96	11.31
Avg Per Game	130.00	196.00
TDs Passing	6	3
TOTAL OFFENSE	1270	892
Total Plays	208	181
Avg Per Play	6.1	4.9
Avg Per Game	423.3	297.3
KICK RETURNS: #-YARDS	5-42	6-130
PUNT RETURNS: #-YARDS	5-21	2-1
INT RETURNS: #-YARDS	5-129	1-48
KICK RETURN AVERAGE	8.40	21.67
PUNT RETURN AVERAGE	4.20	0.50
INT RETURN AVERAGE	25.80	48.00
FUMBLES-LOST	4-1	2-1
PENALTIES-YARDS	15-143	28-230
Avg Per Game	47.67	76.67
PUNTS-YARDS	10-430	19-726
Avg Per Punt	43.00	38.21
Net Punt Avg	40.90	36.05
KICKOFFS-YARDS	24-1534	9-470
Avg Per Kick	63.92	52.22
Net Kick Avg	52.67	36.44
TIME OF POSSESSION	01:38:50	01:21:10
Per Game	32:57	27:03
3RD-DOWN CONVERSIONS	15-41	8-40
3rd-Down Pct	36.59 %	20.00 %
4TH-DOWN CONVERSIONS	5-6	2-5
4th-Down Pct	83.33 %	40.00 %
SACKS BY-YARDS	9-64	4-31
MISC YARDS	0	0
TOUCHDOWNS SCORED	14	5
FIELD GOALS-ATTEMPTS	8-10	2-4
ON-SIDE KICKS	0-0	0-1
RED-ZONE SCORES	14-17	4-6
RED-ZONE TOUCHDOWNS	7-17	2-6
PAT-ATTEMPTS	14-14	5-5
ATTENDANCE	24,512	47,243
Dates-Avg Per Date	1-24,512	2-23,622
Neutral Site #-Avg	-	0-0



2024 REBEL FOOTBALL

2024 INDIVIDUAL STATISTICS

TOTAL OFFENSE

#	Total Offense	G	Plays	Rush	Pass	Total	AVG/G
3	Sluka, Matthew	3	87	253	318	571	190.33
5	Burrell, Greg	3	20	126	0	126	42.00
20	James, Kylin	3	19	114	0	114	38.00
26	Allen, Michael	3	19	108	0	108	36.00
6	Williams, Hajj-Malik	2	10	88	0	88	44.00
22	Green, Devin	2	10	75	0	75	37.50
9	Thomas, Jai'Den	3	18	65	0	65	21.67
10	Irvin Jr., DeAngelo	2	4	13	42	55	27.50
7	Friel, Cameron	1	5	8	30	38	38.00
21	De Jesus, Jacob	3	9	22	0	22	7.33
8	Conerly, Timothy	1	1	8	0	8	8.00
44	Moore, Christian	2	1	3	0	3	1.50
11	White III, Ricky	3	1	1	0	1	0.33
	Team	3	4	-4	0	-4	-1.33
	Total	3	208	880	390	1270	423.33
	Opponents	3	181	304	588	892	297.33

PASSING

#	Passing	GP	Rating	COMP-ATT-INT	PCT	YDS	TD	LG	AVG/G
3	Sluka, Matthew	3	136.48	21-48-1	43.75 %	318	6	55	106.00
10	Irvin Jr., DeAngelo	2	452.80	1-1-0	100.00 %	42	0	42	21.00
7	Friel, Cameron	1	352.00	1-1-0	100.00 %	30	0	30	30.00
	Total	3	147.12	23-50-1	46.00 %	390	6	55	130.00
	Opponents	3	105.51	52-96-5	54.17 %	588	3	64	196.00

RUSHING

#	Rushing	GP	ATT	GAIN	LOSS	NET	AVG	TD	LG	AVG/G
3	Sluka, Matthew	3	39	286	33	253	6.5	1	46	84.33
5	Burrell, Greg	3	20	126	0	126	6.3	1	42	42.00
20	James, Kylin	3	19	117	3	114	6.0	1	38	38.00
26	Allen, Michael	3	19	109	1	108	5.7	0	36	36.00
6	Williams, Hajj-Malik	2	10	88	0	88	8.8	0	18	44.00
22	Green, Devin	2	10	75	0	75	7.5	1	38	37.50
9	Thomas, Jai'Den	3	18	71	6	65	3.6	1	27	21.67
21	De Jesus, Jacob	3	9	30	8	22	2.4	0	12	7.33
10	Irvin Jr., DeAngelo	2	3	13	0	13	4.3	0	8	6.50
8	Conerly, Timothy	1	1	8	0	8	8.0	1	8	8.00
7	Friel, Cameron	1	4	8	0	8	2.0	1	4	8.00
44	Moore, Christian	2	1	3	0	3	3.0	0	3	1.50
11	White III, Ricky	3	1	1	0	1	1.0	0	1	0.33
	Team	3	4	0	4	-4	-1.0	0	0	-1.33
	Total	3	158	935	55	880	5.6	7	46	293.33
	Opponents	3	85	390	86	304	3.6	2	33	101.33

PUNTING

#	Punting	NO	YDS	AVG	LG	TB	FC	I20	50+	BLK
90	Nichols, Marshall	10	430	43.00	54	1	1	5	1	0
	Total	10	430	43.00	54	1	1	5	1	0
	Opponents	19	726	38.21	51	1	9	1	2	1

PUNT RETURNS

#	Punt Returns	NO	YRDS	AVG	TD	LG
21	De Jesus, Jacob	4	16	4.00	0	13
11	White III, Ricky	1	5	5.00	0	5
	Total	5	21	4.20	0	13
	Opponents	2	1	0.50	0	1

INTERCEPTIONS

#	Interceptions	NO	YRDS	AVG	TD	LG
1	Catalon, Jalen	3	82	27.33	1	46
7	Woodard, Jackson	1	26	26.00	0	26
3	Baldwin, Johnathan	1	21	21.00	0	21
9	Elad, Jett	0	0	NaN	0	0
	Total	5	129	25.80	1	46
	Opponents	1	48	48.00	0	48

RECEIVING

#	Receiving	GP	NO	YDS	AVG	TD	LG	AVG/G
11	White III, Ricky	3	10	126	12.60	3	55	42.00
23	Bradley, Jaden	3	3	91	30.33	0	42	30.33
21	De Jesus, Jacob	3	5	84	16.80	2	36	28.00
8	Conerly, Timothy	1	1	30	30.00	0	30	30.00
9	Thomas, Jai'Den	3	1	27	27.00	1	27	9.00
1	Cain, Casey	3	1	18	18.00	0	18	6.00
19	Ballungay, Kaleo	3	2	14	7.00	0	11	4.67
10	Irvin Jr., DeAngelo	2	0	0	NaN	0	0	0.00
13	Thompson Jr., Corey	3	0	0	NaN	0	0	0.00
	Total	3	23	390	16.96	6	55	130.00
	Opponents	3	52	588	11.31	3	64	196.00

KICK RETURNS

#	Kick Returns	NO	YRDS	AVG	TD	LG
21	De Jesus, Jacob	1	30	30.00	0	30
19	Ballungay, Kaleo	2	9	4.50	0	5
7	Woodard, Jackson	1	3	3.00	0	3
16	McGee, Kayden	1	0	0.00	0	0
	Total	5	42	8.40	0	30
	Opponents	6	130	21.67	0	41

SCORING

#	Scoring	TD	FG	KICK	RUSH	RCV	PASS	DXP	SAF	PTS
45	Chittenden, Caden	—	8	11-11	—	—	—	—	—	35
11	White III, Ricky	3	—	—	—	—	—	—	—	18
21	De Jesus, Jacob	2	—	—	—	—	—	—	—	12
9	Thomas, Jai'Den	2	—	—	—	—	—	—	—	12
5	Burrell, Greg	1	—	—	—	—	—	—	—	6
1	Catalon, Jalen	1	—	—	—	—	—	—	—	6
8	Conerly, Timothy	1	—	—	—	—	—	—	—	6
7	Friel, Cameron	1	—	—	—	—	—	—	—	6
22	Green, Devin	1	—	—	—	—	—	—	—	6
20	James, Kylin	1	—	—	—	—	—	—	—	6
3	Sluka, Matthew	1	—	—	—	—	—	—	—	6
83	Meono, Andre	—	—	3-3	—	—	—	—	—	3
	Total	14	8	14-14	—	—	—	—	—	122
	Opponents	5	2	5-5	—	—	—	—	—	41

ALL-PURPOSE

#	All Purpose	G	RUSH	RCV	PR	KR	IR	Total	AVG/G
3	Sluka, Matthew	3	253	0	0	0	0	253	84.33
21	De Jesus, Jacob	3	22	84	16	30	0	152	50.67
11	White III, Ricky	3	1	126	5	0	0	132	44.00
5	Burrell, Greg	3	126	0	0	0	0	126	42.00
20	James, Kylin	3	114	0	0	0	0	114	38.00
26	Allen, Michael	3	108	0	0	0	0	108	36.00
9	Thomas, Jai'Den	3	65	27	0	0	0	92	30.67
23	Bradley, Jaden	3	0	91	0	0	0	91	30.33
6	Williams, Hajj-Malik	2	88	0	0	0	0	88	44.00
1	Catalon, Jalen	3	0	0	0	0	82	82	27.33
22	Green, Devin	2	75	0	0	0	0	75	37.50
8	Conerly, Timothy	1	8	30	0	0	0	38	38.00
7	Woodard, Jackson	3	0	0	0	3	26	29	9.67
19	Ballungay, Kaleo	3	0	14	0	9	0	23	7.67
3	Baldwin, Johnathan	3	0	0	0	0	21	21	7.00
1	Cain, Casey	3	0	18	0	0	0	18	6.00
10	Irvin Jr., DeAngelo	2	13	0	0	0	0	13	6.50
7	Friel, Cameron	1	8	0	0	0	0	8	8.00
44	Moore, Christian	2	3	0	0	0	0	3	1.50
	Team	3	-4	0	0	0	0	-4	-1.33
	Total	3	880	390	21	42	129	1462	487.33
	Opponents	3	304	588	1	130	48	1071	357.00

FIELD GOALS

#	Field Goals	FGM-FGA	PCT	I20	20-29	30-39	40-49	50+	LG
45	Chittenden, Caden	8-10	80.00 %	0-0	4-5	3-3	1-1	0-1	40
	Total	8-10	80.00 %	0-0	4-5	3-3	1-1	0-1	40
	Opponents	2-4	50.00 %	0-2	0-0	0-0	2-2	0-0	41

2024 INDIVIDUAL STATISTICS DEFENSIVE STATISTICS

#	Defensive Leaders	GP	Solo	ASST	TOT	TFL-YDS	NO-YDS	INT-YDS	BU	QBH	RCV-YDS	FF	KICK	SAF
7	Woodard, Jackson	3	14	9	23.0	5.5-35	3.0-23	1-26	1	—	—	—	—	—
3	Baldwin, Johnathan	3	10	5	15.0	1.0-2	—	1-21	3	—	—	—	—	—
16	Powell, Mani	3	8	5	13.0	1.5-2	—	—	—	1	—	—	—	—
1	Catalon, Jalen	3	10	2	12.0	1.0-1	—	3-82	1	1	—	—	—	—
9	Elad, Jett	3	4	4	8.0	0.5-1	—	—	—	—	—	—	—	—
8	McDuffie, Marsel	2	4	4	8.0	2.5-12	1.0-7	—	—	—	—	—	—	—
5	Oliver, Cameron	3	4	3	7.0	1.0-7	1.0-7	—	—	—	—	—	—	—
13	Ware, Jarvis	3	6	1	7.0	—	—	—	1	—	—	—	—	—
95	Whitmore, Alexander	3	2	5	7.0	1.0-1	0.5-1	—	—	1	—	—	—	—
99	Conley Jr., Keith	3	3	3	6.0	1.5-12	1.5-12	—	—	1	—	—	—	—
17	Wiley, La'Vario	3	2	4	6.0	—	—	—	—	—	—	—	—	—
53	Alualu-Tuiotemotu, Blesyng	2	4	1	5.0	—	—	—	—	—	—	—	—	—
4	Chavis, Malik	3	5	—	5.0	—	—	—	—	—	—	1	—	—
30	Correa, Charles	3	2	3	5.0	0.5-0	—	—	1	—	—	—	—	—
2	Doyle Jr., Antonio	3	3	2	5.0	2.0-7	1.0-6	—	—	2	—	—	—	—
98	Martinson, Tatu	3	2	2	4.0	—	—	—	—	—	—	—	—	—
28	Camac, Fisher	3	1	2	3.0	1.0-1	—	—	1	—	—	—	—	—
24	DeCambra, Kodi	3	1	2	3.0	—	—	—	—	—	—	—	—	—
50	Dixon, Jalen	3	1	2	3.0	—	—	—	—	1	—	—	—	—
26	Egbase, Ose	3	2	1	3.0	0.5-1	—	—	—	—	—	—	—	—
39	Odom, JT	1	3	—	3.0	—	—	—	—	—	—	—	—	—
91	Webb, Cooper	3	2	1	3.0	1.0-8	1.0-8	—	—	—	—	—	—	—
93	Conti, Lucas	3	1	1	2.0	0.5-1	—	—	—	—	—	—	—	—
0	Grimes, Tony	3	—	2	2.0	—	—	—	1	1	—	—	—	—
15	Laster, Melvin	1	1	1	2.0	1.0-5	—	—	—	—	—	—	—	—
23	Bradley, Jaden	3	—	1	1.0	—	—	—	—	—	—	—	—	—
10	Fulton, Tre	1	1	—	1.0	—	—	—	—	—	—	—	—	—
14	Grigsby, Jah'Von	2	1	—	1.0	—	—	—	—	—	—	—	—	—
44	Muavesi, Waisale	1	—	1	1.0	—	—	—	—	—	1-0	—	—	—
48	Tai, Halatua	1	1	—	1.0	—	—	—	—	—	—	—	—	—
9	Thomas, Jai'Den	3	—	1	1.0	—	—	—	—	—	—	—	—	—
6	Vessel, Jeremiah	3	1	—	1.0	—	—	—	—	—	—	—	—	—
5	Burrell, Greg	3	—	—	—	—	—	—	—	—	—	—	—	—
45	Chittenden, Caden	3	—	—	—	—	—	—	—	—	—	—	—	—
8	Conerly, Timothy	1	—	—	—	—	—	—	—	—	—	—	—	—
21	De Jesus, Jacob	3	—	—	—	—	—	—	—	—	—	—	—	—
7	Friel, Cameron	1	—	—	—	—	—	—	—	—	—	—	—	—
22	Green, Devin	2	—	—	—	—	—	—	—	—	—	—	—	—
20	James, Kylin	3	—	—	—	—	—	—	—	—	—	—	—	—
83	Meono, Andre	2	—	—	—	—	—	—	—	—	—	—	—	—
3	Sluka, Matthew	3	—	—	—	—	—	—	—	—	—	—	—	—
11	White III, Ricky	3	—	—	—	—	—	—	—	—	—	—	1	—
6	Williams, Hajj-Malik	2	—	—	—	—	—	—	—	—	—	—	—	—
Total		3	99	68	167.0	22.0-96	9.0-64	5-129	9	8	1-0	1	1	—
Opponents		3	121	100	221.0	16.0-55	4.0-31	1-48	10	6	1-0	4	1	—

STARTING LINEUPS

OFFENSE

at Houston
UTAH TECH
at Kansas

WR	WR	LT	LG	C	RG	RT	TE	QB	RB	TE	PK
White III	Cain	St. John	Ambuehl	Hasz	Su'a	Shanks	Ballungay	Sluka	Thomas	Moore	Chittenden
White III	De Jesus	St. John	Ambuehl	Hasz	Su'a	Shanks	Ballungay	Sluka	Allen	Moore	Chittenden
White III	Cain	St. John	Ambuehl	Hasz	Su'a	Shanks	Ballungay	Sluka	De Jesus	Beasley	Chittenden

DEFENSE

at Houston
UTAH TECH
at Kansas

DE	DT	DT	DE	LB	LB	CB/LB	NICKEL	CB	SS	FS	P
Dixon	Webb	Whitmore	Doyle Jr.	Woodard	McDuffie	Chavis	Baldwin	Oliver	Catalon	Grimes	Nichols
Dixon	Webb	Whitmore	Doyle Jr.	Woodard	Powells	Correa	Baldwin	Oliver	Catalon	Grimes	Nichols
Dixon	Webb	Whitmore	Doyle Jr.	Woodard	—	Chavis	Baldwin	Oliver	Catalon	Grimes	Nichols



2024 REBEL FOOTBALL

2024 GAME-BY-GAME TEAM STATISTICS

UNLV	RUSH	PASS	OFF.	1STDwn	POSS.	TOs	OPPONENT	RUSH	PASS	OFF.	1STDwn	POSS.	TOs
at Houston	195	113	308	14	31:27	1	at Houston	38	209	247	14	28:33	2
UTAH TECH	504	191	695	34	36:17	1	UTAH TECH	67	226	293	13	23:43	2
at Kansas	181	86	267	17	31:06	0	at Kansas	199	153	352	17	28:54	2

2024 TEAM SUPERLATIVES

UNLV

UNLV - Game Highs

RUSHES	63	Utah Tech (09/07/2024)
YARDS RUSHING	504	Utah Tech (09/07/2024)
YARDS PER RUSH	8.0	Utah Tech (09/07/2024)
TD RUSHES	6	Utah Tech (09/07/2024)
PASS ATTEMPTS	18	at Kansas (09/13/2024)
	18	Utah Tech (09/07/2024)
PASS COMPLETIONS	9	Utah Tech (09/07/2024)
YARDS PASSING	191	Utah Tech (09/07/2024)
YARDS PER PASS	10.6	Utah Tech (09/07/2024)
TD PASSES	3	Utah Tech (09/07/2024)
TOTAL PLAYS	81	Utah Tech (09/07/2024)
TOTAL OFFENSE	695	Utah Tech (09/07/2024)
YARDS PER PLAY	8.6	Utah Tech (09/07/2024)
POINTS	72	Utah Tech (09/07/2024)
SACKS BY	6	at Houston (08/31/2024)
FIRST DOWNS	34	Utah Tech (09/07/2024)
PENALTIES	6	Utah Tech (09/07/2024)
	6	at Houston (08/31/2024)
PENALTY YARDS	70	Utah Tech (09/07/2024)
TURNOVERS	1	Utah Tech (09/07/2024)
	1	at Houston (08/31/2024)
PUNTS	5	at Houston (08/31/2024)
PUNTING AVG	45.8	at Kansas (09/13/2024)
LONG PUNT	54	at Houston (08/31/2024)
PUNTS INSIDE 20	3	at Kansas (09/13/2024)
LONG PUNT RETURN	13	at Kansas (09/13/2024)

OPPONENTS

Opponent - Game Highs

RUSHES	35	at Kansas (09/13/2024)
YARDS RUSHING	199	at Kansas (09/13/2024)
YARDS PER RUSH	5.7	at Kansas (09/13/2024)
TD RUSHES	2	at Kansas (09/13/2024)
PASS ATTEMPTS	38	at Houston (08/31/2024)
PASS COMPLETIONS	22	at Houston (08/31/2024)
YARDS PASSING	226	Utah Tech (09/07/2024)
YARDS PER PASS	6.6	Utah Tech (09/07/2024)
TD PASSES	2	Utah Tech (09/07/2024)
TOTAL PLAYS	64	at Houston (08/31/2024)
TOTAL OFFENSE	352	at Kansas (09/13/2024)
YARDS PER PLAY	6.0	at Kansas (09/13/2024)
POINTS	20	at Kansas (09/13/2024)
SACKS BY	2	at Kansas (09/13/2024)
FIRST DOWNS	17	at Kansas (09/13/2024)
PENALTIES	10	at Houston (08/31/2024)
PENALTY YARDS	90	at Kansas (09/13/2024)
TURNOVERS	2	at Kansas (09/13/2024)
	2	Utah Tech (09/07/2024)
	2	at Houston (08/31/2024)
PUNTS	9	Utah Tech (09/07/2024)
PUNTING AVG	46.3	at Kansas (09/13/2024)
LONG PUNT	51	at Kansas (09/13/2024)
PUNTS INSIDE 20	1	at Houston (08/31/2024)
LONG PUNT RETURN	1	at Houston (08/31/2024)

2024 INDIVIDUAL SUPERLATIVES

UNLV

UNLV - Individual Game Highs		
RUSHES	19	Matthew Sluka at Kansas (09/13/2024)
YARDS RUSHING	124	Matthew Sluka at Kansas (09/13/2024)
TD RUSHES	1	Kylin James at Kansas (09/13/2024)
		Matthew Sluka vs Utah Tech (09/07/2024)
		Cameron Friel vs Utah Tech (09/07/2024)
		Timothy Conerly vs Utah Tech (09/07/2024)
		Jai'Den Thomas vs Utah Tech (09/07/2024)
		Greg Burrell vs Utah Tech (09/07/2024)
		Devin Green vs Utah Tech (09/07/2024)
LONG RUSH	46	Matthew Sluka at Kansas (09/13/2024)
PASS ATTEMPTS	18	Matthew Sluka at Kansas (09/13/2024)
PASS COMPLETIONS	8	Matthew Sluka vs Utah Tech (09/07/2024)
YARDS PASSING	161	Matthew Sluka vs Utah Tech (09/07/2024)
TD PASSES	3	Matthew Sluka vs Utah Tech (09/07/2024)
LONG PASS	55	Matthew Sluka vs Utah Tech (09/07/2024)
RECEPTIONS	5	Ricky White III vs Utah Tech (09/07/2024)
YARDS RECEIVING	111	Ricky White III vs Utah Tech (09/07/2024)
TD RECEPTIONS	3	Ricky White III vs Utah Tech (09/07/2024)
LONG RECEPTION	55	Ricky White III vs Utah Tech (09/07/2024)
PUNTS	5	Marshall Nichols at Houston (08/31/2024)
PUNTING AVG	45.8	Marshall Nichols at Kansas (09/13/2024)
LONG PUNT	54	Marshall Nichols at Houston (08/31/2024)
PUNTS INSIDE 20	3	Marshall Nichols at Kansas (09/13/2024)
LONG PUNT RETURN	13	Jacob De Jesus at Kansas (09/13/2024)
LONG KICKOFF RETURN	30	Jacob De Jesus at Houston (08/31/2024)
TACKLES	11	Jackson Woodard at Kansas (09/13/2024)
	11	Jackson Woodard at Houston (08/31/2024)
SACKS	3	Jackson Woodard at Houston (08/31/2024)
TACKLES FOR LOSS	4	Jackson Woodard at Houston (08/31/2024)

OPPONENT

Opponent - Individual Game Highs		
RUSHES	23	Devin Neal at Kansas (09/13/2024)
YARDS RUSHING	120	Devin Neal at Kansas (09/13/2024)
TD RUSHES	2	Jalon Daniels at Kansas (09/13/2024)
LONG RUSH	33	Jalon Daniels at Kansas (09/13/2024)
PASS ATTEMPTS	30	Donovan Smith at Houston (08/31/2024)
PASS COMPLETIONS	15	Donovan Smith at Houston (08/31/2024)
YARDS PASSING	188	Deacon Hill vs Utah Tech (09/07/2024)
TD PASSES	2	Deacon Hill vs Utah Tech (09/07/2024)
LONG PASS	64	Deacon Hill vs Utah Tech (09/07/2024)
RECEPTIONS	5	Chris Street vs Utah Tech (09/07/2024)
YARDS RECEIVING	64	Alec Burton vs Utah Tech (09/07/2024)
TD RECEPTIONS	1	Alec Burton vs Utah Tech (09/07/2024)
	1	Chris Street vs Utah Tech (09/07/2024)
	1	Joseph Manjack IV at Houston (08/31/2024)
LONG RECEPTION	64	Alec Burton vs Utah Tech (09/07/2024)
FIELD GOALS	2	Tabor Allen at Kansas (09/13/2024)
LONG FIELD GOALS	41	Tabor Allen at Kansas (09/13/2024)
PUNTS	8	Andy Day vs Utah Tech (09/07/2024)
PUNTING AVG	46.3	Damon Greaves at Kansas (09/13/2024)
LONG PUNT	51	Damon Greaves at Kansas (09/13/2024)
PUNTS INSIDE 20	1	Liam Dougherty at Houston (08/31/2024)
LONG PUNT RETURN	1	Mekhi Mews at Houston (08/31/2024)
LONG KICKOFF RETURN	41	Bryan Massey at Houston (08/31/2024)
TACKLES	12	Spencer Rich vs Utah Tech (09/07/2024)
SACKS	1.5	Jereme Robinson at Kansas (09/13/2024)
TACKLES FOR LOSS	3.5	Jereme Robinson at Kansas (09/13/2024)
INTERCEPTIONS	1	A.J. Haulcy at Houston (08/31/2024)



2024 REBEL FOOTBALL

2024 GAME-BY-GAME INDIVIDUAL STATISTICS

PASSING (Comp.-Att.-Int.-Yds.-TD)

OPPONENT	SLUKA	FRIEL	IRVIN JR.
at Houston	6-13-1-71-2	0-0-0-0-0	1-1-0-42-0
UTAH TECH	8-17-0-161-3	1-1-0-30-0	0-0-0-0-0
at Kansas	7-18-0-86-1	0-0-0-0-0	0-0-0-0-0

RUSHING (Att.-Yds.-TD-Long)

OPPONENT	SLUKA	BURRELL	JAMES	ALLEN	WILLIAMS	GREEN	THOMAS
at Houston	11-59-0-11	4-16-0-9	6-28-0-7	10-65-0-36	0-0-0-0	0-0-0-0	8-15-0-5
at Kansas	9-70-1-30	11-101-1-42	8-75-0-38	8-40-0-12	10-88-0-18	6-61-1-38	2-30-1-27
at Kansas	19-124-0-46	5-9-0-3	5-11-1-5	1-3-0-3	0-0-0-0	4-14-0-7	8-20-0-11

RECEIVING (Rec.-Yds.-TD-Long)

OPPONENT	WHITE III	DE JESUS	BRADLEY	BALLUNGAY	CAIN	CONERLY	THOMAS
at Houston	2-11-0-14	3-42-2-24	2-60-0-42	0-0-0-0	0-0-0-0	0-0-0-0	0-0-0-0
at Kansas	5-111-3-55	1-36-0-36	0-0-0-0	2-14-0-11	0-0-0-0	1-30-0-30	0-0-0-0
at Kansas	3-4-0-5	1-6-0-6	1-31-0-31	0-0-0-0	1-18-0-18	0-0-0-0	1-27-1-27

TACKLING (U-A-Tot-TFL-Int-PBU-Sacks)

OPPONENT	WOODARD	BALDWIN	POWELL	CATALON	ELAD	MCDUFFIE	OLIVER
at Houston	7-4-11-4-0-1-3	4-4-8-0-0-1-0	2-0-2-0-0-0-0	3-1-4-0-2-1-0	0-1-1-0-0-0-0	4-2-6-2.5-0-0-1	1-1-2-1-0-0-1
UTAH TECH	1-0-1-0-0-0-0	1-0-1-0-1-1-0	1-3-4-0-0-0-0	4-0-4-1-0-0-0	0-1-1-0-0-0-0	0-2-2-0-0-0-0	1-0-1-0-0-0-0
at Kansas	6-5-11-1.5-1-0-0	5-1-6-1-0-1-0	5-2-7-1.5-0-0-0	3-1-4-0-1-0-0	4-2-6-0.5-0-0-0	0-0-0-0-0-0-0	2-2-4-0-0-0-0

PUNTING

M. NICHOLS	NO	YARDS	AVG	LG	TB	IN20	50+
at Houston	5	203	40.3	54	1	2	1
UTAH TECH	1	44	44.0	44	0	0	0
at Kansas	4	183	45.8	49	0	3	0

FIELD GOALS

C. CHITTENDEN	ATT	FGM	LG
at Houston 21, (40), (34)	2	3	40
UTAH TECH (27), (28), (36)	3	3	36
at Kansas (38), (27), 51, (23)	3	4	38

() - Indicates field goal was made from that distance

THE LAST TIME

A KICKOFF WAS RETURNED FOR A TOUCHDOWN

UNLV: 98 yards by Deante Purvis vs. Colorado State, Oct. 29, 2011
 OPP: 99 yards by Kaylon Horton vs. North Texas, Sept. 17, 2022

A PUNT WAS RETURNED FOR A TOUCHDOWN

UNLV: 52 yards by Troy Mason vs. San Diego State, Oct. 13, 2001
 OPP: 59 yards by DJ May vs. Wyoming, Nov. 12, 2016

A BLOCKED PUNT WAS RETURNED FOR A TOUCHDOWN

UNLV: Charles Williams at Central Michigan, Sept. 17, 2016
 OPP: Caden McDonald vs. San Diego State, Oct. 26, 2019

A BLOCKED FIELD GOAL WAS RETURNED FOR A TOUCHDOWN

UNLV: 53 yards by Sidney Hodge vs. Wyoming, Nov. 17, 2012
 OPP: 51 yards by Martez Shabazz at Minnesota, Aug. 28, 2013

AN INTERCEPTION WAS RETURNED FOR A TOUCHDOWN

UNLV: 36 yards by Jalen Catalon at Houston, Aug. 31, 2024
 OPP: 37 yards by Martel Hight of Vanderbilt, Sept. 16, 2023

A FUMBLE WAS RETURNED FOR A TOUCHDOWN

UNLV: 41 yards by Jerrae Williams vs. Vanderbilt, Sept. 16, 2023
 OPP: 18 yards by Justin Rice at Fresno State, Oct. 18, 2019

A CONVERSION ATTEMPT WAS RETURNED FOR TWO POINTS

UNLV: Never
 OPP: Brand Ratcliff of New Mexico, Oct. 12, 2002

A SAFETY WAS RECORDED

UNLV: Team safety after a blocked punt, out of bounds by Spencer Briggs. vs. North Texas, Sept. 17, 2022
 OPP: Blocked punt by Ike Larsenl at Utah State, Sept. 24, 2022

A SHUTOUT WAS RECORDED ON THE ROAD

UNLV: 13-0 vs. Cal State Fullerton, Nov. 12, 1983
 OPP: 37-0 at Nevada, Reno, Oct. 8, 2011

A SHUTOUT WAS RECORDED AT HOME

UNLV: 27-0 vs. Utah, Sept. 22, 2007
 OPP: 7-0 by San Diego State, Nov. 8, 2003

A TEAM DID NOT COMMIT A TURNOVER

UNLV: at Kansas, Sept. 13, 2024
 OPP: San Jose State, Nov. 25, 2023

A TEAM DID NOT PUNT

UNLV: vs. Tennessee Tech, Sept. 7, 1985
 OPP: Fresno State, Nov. 11, 2022

A TEAM DID NOT HAVE A PENALTY

UNLV: vs Air Force, Oct. 15, 2022
 OPP: at TCU, Dec. 3, 2011



Jon Denton's 503 yards vs. SDSU were an NCAA freshman record.

A TIE GAME WAS PLAYED

UNLV: 16-16 vs. San Jose State, Nov. 23, 1985

A TEAM BLOCKED A PUNT

UNLV: Ricky White III vs. Utah Tech, Sept. 7, 2024
 OPP: Isaiah Foskey at Notre Dame, Oct. 22, 2022

A TEAM BLOCKED A FIELD GOAL

UNLV: Tre Caine vs. SDSU, Nov. 19, 2021
 OPP: Keith Cooper Jr. of Houston, Aug. 31, 2024

AN INDIVIDUAL KICKED FOUR OR MORE FIELD GOALS

UNLV: 6 by Jose Pizano vs. Colorado State, Oct. 21, 2023
 OPP: 4 by Brandon Talton at UNR, Nov. 30, 2019

A 50-YARD FIELD GOAL WAS MADE

UNLV: 51 yards by Jose Pizano vs. Boise State, Dec. 2, 2023
 OPP: 50 yards by Jonah Dalmas of Boise State, Dec. 2, 2023

AN INDIVIDUAL SCORED FOUR OR MORE TOUCHDOWNS

UNLV: 4 by Matthew Sluka, Sept. 7, 2024
 OPP: 4 Taylen Green of Boise State, Dec. 2, 2023

A TEAM HAD 600 OR MORE YARDS TOTAL OFFENSE

UNLV: 695 vs. Utah Tech, Sept. 7, 2024
 OPP: 664 by Ohio State, Sept. 23, 2017

A TEAM SCORED AT LEAST 50 POINTS

UNLV: 56 at New Mexico, Nov. 4, 2023
 OPP: 51 by UNR, Oct. 29, 2021

A TEAM SCORED AT LEAST 60 POINTS

UNLV: 72 vs. Utah Tech, Sept. 7, 2024
 OPP: 66 by Wyoming, Nov. 12, 2016

A PASS WAS COMPLETED FOR AT LEAST 70-79 YARDS

UNLV: 78 by Jayden Maiava to Ricky White at Air Force, Nov. 18, 2023
 OPP: 76 by Zevi Eckhaus to Matthew Prochaska of Bryant, Sept. 2, 2023

A PASS WAS COMPLETED FOR AT LEAST 80 YARDS OR MORE

UNLV: 84 by Jayden Maiava to Kaleo Ballungay at Air Force, Nov. 18, 2023
 OPP: 80 by Jordan Love to Jalen Greene of USU, Oct. 13, 2018

AN INDIVIDUAL PASSED FOR AT LEAST 400 YARDS

UNLV: 401 by Jon Denton vs. SJSU, Nov. 22, 1997
 OPP: 417 by Carson Strong of UNR, Oct. 29, 2021

AN INDIVIDUAL PASSED FOR AT LEAST 500 YARDS

UNLV: 503 by Jon Denton vs. SDSU, Nov. 16, 1996
 OPP: 546 by Cody Ledbetter of NMSU, Nov. 18, 1995

AN INDIVIDUAL PASSED FOR AT LEAST 200 YARDS AND RUSHED FOR AT LEAST 100 YARDS

UNLV: 211 yards passing, 106 yards rushing by Doug Brumfield vs. North Texas, Sept. 17, 2022
 OPP: 287 yards passing, 115 yards rushing by Brendon Lewis of UNR, Oct. 14, 2023

AN INDIVIDUAL COMPLETED AT LEAST 30 PASSES

UNLV: 34 by Caleb Herring vs. Hawaii, Oct. 12, 2013
 OPP: 37 by Carson Strong of UNR, Oct. 29, 2021

AN INDIVIDUAL THREW AT LEAST FIVE INTERCEPTIONS

UNLV: 6 by Bob Stockham vs. USL, Nov. 20, 1993
 OPP: 5 by Logan Bonner of Utah State, Sept. 24, 2022

AN INDIVIDUAL INTERCEPTED AT LEAST THREE PASSES

UNLV: 3 by Ed Saignes vs. Idaho State, Oct. 13, 1984
 OPP: 3 by Darius Cunnigan of Pacific, Oct. 3, 1992

AN INDIVIDUAL HAD AT LEAST 10 RECEPTIONS

UNLV: 12 by Ricky White vs. Vanderbilt, Sept. 16, 2023
 OPP: 11 by Landon Ruggieri of Bryant, Sept. 2, 2023



Devonte Boyd caught the longest pass in UNLV history - a 94-yard TD strike from Armani Rogers at Idaho in 2017.

A TEAM PASSED FOR LESS THAN 100 YARDS

UNLV: 86 at Kansas, Sept. 13, 2024
 OPP: 60 vs. Air Force, Nov. 18, 2023

A TEAM HAD TWO RECEIVERS WITH AT LEAST 100 YARDS

UNLV: 116 by Devonte Boyd and 105 by Aaron Criswell vs. Boise State, Oct. 31, 2015
 OPP: 11 by Khalil Shakir and 105 by John Hightower vs. Boise State, Oct. 5, 2019

AN INDIVIDUAL RUSHED FOR AT LEAST 200 YARDS

UNLV: 227 by Aidan Robbins vs. North Texas, Sept. 17, 2022
 OPP: 206 by Jeremy McNichols of Boise State, Nov. 18, 2016

A RUN WENT FOR AT LEAST 50-59 YARDS

UNLV: 56 by Vincent Davis at UTEP, Sept. 23, 2023
 OPP: 50 by Ashton Jeanty of Boise State, Dec. 2, 2023

A RUN WENT FOR AT LEAST 60-69 YARDS

UNLV: 61 by Vincent Davis vs. San Jose State, Oct. 25, 2023
 OPP: 67 by Tyrone Owens of New Mexico, Nov. 17, 2017

A RUN WENT FOR AT LEAST 70-79 YARDS

UNLV: 72 by Charles Williams at Air Force, Nov. 26, 2021
 OPP: 70 by Taylen Green of Boise State, Dec. 2, 2023

A RUN WENT FOR 80 YARDS OR MORE

UNLV: 80 by Charles Williams at UNR, Nov. 30, 2019
 OPP: 83 by Tyler Ervin of San Jose State, Oct. 4, 2014

A TEAM RUSHED FOR AT LEAST 300 YARDS

UNLV: 504 vs. Utah Tech, Sept. 7, 2024
 OPP: 301 vs. Boise State, Dec. 2, 2023

A TEAM RUSHED FOR LESS THAN 50 YARDS

UNLV: 22 vs. SDSU, Nov. 19, 2021
 OPP: 38 by Houston, Aug. 31, 2024

A TEAM HAD TWO RUNNERS WITH AT LEAST 100 YARDS

UNLV: 227 by RB Aidan Robbins and 100 by QB Doug Brumfield vs. North Texas, Sept. 17, 2022
 OPP: 136 by RB Titus Swen, 101 by QB Sean Chambers of Wyoming, Sept. 28, 2019

2024 UNLV NUMERICAL ROSTER

NO	NAME	POS	HGT	WGT	CL-EX	HOMETOWN	HIGH SCHOOL/PREVIOUS SCHOOL(S)
0	Tony Grimes	DB	6-2	190	SR-TR	Virginia Beach, VA	Princess Anne HS/UNC/Texas A&M
1	Casey Cain	WR	6-3	200	JR-TR	New Orleans, LA	Warren Easton HS/Texas
1	Jalen Catalon	DB	5-11	205	SR-TR	Mansfield, TX	Mansfield Legacy HS/Arkansas/Texas
2	Antonio Doyle	DE	6-3	255	SR-TR	St. Louis, MO	Lutheran North HS/Texas A&M/Jackson State
2	Damien McDaniel	WR	6-0	165	FR-HS	Hitchcock, TX	Hitchcock HS
3	Johnathan Baldwin*	DB	6-1	200	SR-3L	Houston, TX	Frank Dobie HS
3	Matthew Sluka	QB	6-3	215	SR-TR	Locust Valley, NY	Kellenberg Memorial HS/Holy Cross
4	Malik Chavis	DB	6-3	195	SR-TR	Rison, AR	Rison HS/Arkansas
5	Greg Burrell	RB	6-1	205	FR-HS	Las Vegas, NV	Desert Pines HS
5	Cameron Oliver	DB	6-1	175	SR-3L	Richmond, TX	William B. Travis HS
6	Jeremiah Vessel	DB	5-11	190	SO-TR	Baton Rouge, LA	Bishop Gorman HS/New Mexico State
6	Haji-Malik Williams	QB	6-1	205	SR-TR	Atlanta, GA	Hapeville Charter HS/U.S. Military Prep/Campbell
7	Cameron Friel	QB	6-3	230	SR-2L	Kaneohe, HI	Kailua HS
7	Jackson Woodard*	LB	6-3	230	SR-1L	Little Rock, AR	Little Rock Christian Academy/Arkansas
8	Timothy Conerly	WR	5-9	165	SR-1L	New Orleans, LA	Wright Charter School/Lamar/Fresno CC
8	Marsel McDuffie	ILB	6-1	240	JR-2L	Grand Prairie, TX	South Grand Prairie HS
9	Jett Elad	DB	6-1	205	SR-1L	Mississauga, Ontario	Saint Ignatius HS/Ohio/Garden City CC
9	Jai'Den Thomas	RB	5-9	180	SO-1L	Atlanta, GA	Westlake HS
10	Tre Fulton	DB	6-3	170	FR-HS	Bakersfield, CA	Liberty HS
10	DeAngelo Irvin Jr.	WR	5-8	175	SO-1L	Midwest City, OK	Midwest City HS
11	Koi Pa'ao'ao	LB	6-2	230	FR-HS	Henderson, NV	Liberty HS
11	Ricky White III*	WR	6-1	190	SR-2L	Marietta, GA	Marietta HS/Michigan State
13	Corey Thompson Jr.	WR	6-0	180	SO-1L	San Diego, CA	Lincoln HS
13	Jarvis Ware	DB	6-2	195	SR-TR	South Apopka, FL	Wekiva HS/Missouri/UCF
14	Jah'Von Grigsby	DB	5-11	195	JR-SQ	Baton Rouge, LA	Scotlandville Magnet/Purdue
14	Gael Ochoa	QB	6-2	185	FR-HS	El Paso, TX	Pebble Hills HS
15	Melvin Laster	DE/LB	6-2	235	FR-HS	Kansas City, MO	Liberty North HS
15	Landon Rogers	WR	6-4	200	JR-1L	Little Rock, AR	Parkview HS/Arkansas
16	Kayden McGee	WR	6-0	165	FR-HS	Muskogee, OK	Muskogee HS
16	Mani Powell	LB	6-2	230	JR-TR	Fayetteville, AR	Fayetteville HS/Arkansas
17	La'Vario Wiley	DB	6-2	190	SR-TR	Los Angeles, CA	Banning HS/Cerritos College/Central Michigan
18	Lucas Lenhoff	QB	6-1	200	SO-RS	Charlotte, NC	Myers HS
19	Kaleo Ballungay	TE	6-7	265	SR-3L	Tracy, CA	Kimball HS
20	Kylin James	RB	6-0	225	SR-TR	Dumas, AR	Dumas HS/Central Arkansas
21	Jacob De Jesus*	WR	5-7	175	SR-1L	Manteca, CA	Manteca HS/Modesto JC
22	Devin Green	RB	6-0	210	FR-HS	Sacramento, CA	Grant Union HS
22	Nijrell Eason II	DB	5-11	180	JR-HS	Gilbert, AZ	Higley HS
23	Jaden Bradley	WR	6-4	190	JR-TR	Fayetteville, NC	DeMatha Catholic HS/Pitt/Charlotte
23	Saadite Green Jr.	DB	6-0	185	JR-TR	Paramount, CA	Inglewood HS/Arizona State/Chaffey College
24	Kodi DeCambra	DB	6-0	185	FR-TR	Las Vegas, NV	Bishop Gorman HS/Oregon
24	Darrien Jones	RB	6-0	220	FR-RS	Kansas City, MO	Park Hill HS
25	Rogerick Ray	RB	5-8	190	SR-SQ	Raleigh, NC	North Raleigh Christian/Jackson State
25	Jaylen Allen	DB	6-0	175	FR-HS	Las Vegas, NV	Desert Pines HS
26	Ose Egbase	DL	6-4	250	SR-2L	Encino, CA	Crespi HS
27	Kela Moore	DB	6-0	190	FR-HS	Ewa Beach, HI	James Campbell HS
28	Fisher Camac	DL	6-7	250	SO-1L	Gilbert, AZ	Highland HS
30	Charles Correa	LB	6-3	230	FR-HS	Las Vegas, NV	Bishop Gorman HS
31	Jalen Baldwin	DB	5-10	165	FR-RS	Houston, TX	Frank Dobie HS
32	Ramon Villela	PK	6-2	205	FR-RS	Upland, CA	Upland HS
34	Tyray O'Dell	OLB	6-0	220	SR-3L	Gardena, CA	Junipero Serra HS
35	Anthony Costanzo	DB	6-3	210	SO-SQ	Miami, FL	Palmer Ridge HS
36	Ben Lisk	LS	5-10	200	JR-SQ	Phoenix, AZ	Paradise Valley HS/Toledo
37	Devin Hartsuck	DB	5-10	195	FR-HS	Fontana, CA	Etiwanda HS
39	JT Odom	LB	6-2	235	FR-RS	Fayetteville, AR	Shiloh Christian HS
40	Daego Albert	DB	6-0	185	SR-2L	Berkeley, CA	El Cerrito HS/NAU/Northern Colorado
40	Davis Ambuehl	TE	6-8	270	SO-TR	Los Angeles, CA	Palisades Charter HS/Ole Miss
41	Rashod Tanner	DB	5-8	165	JR-1L	Waipahu, HI	Moanalua HS
42	Andre Porter	DE	6-2	250	FR-HS	Las Vegas, NV	Liberty HS
43	Jae Beasley II	TE	6-3	250	FR-HS	Henderson, NV	Liberty HS
44	Christian Moore	TE	6-3	240	SR-TR	Huntington Beach, CA	Huntington Beach HS/Kansas State
44	Waisale Muavesi	DL	6-3	320	SR-3L	Provo, UT	Timpview HS
45	Caden Chittenden	PK	5-11	175	FR-HS	Las Vegas, NV	Faith Lutheran HS
46	Brennon Scott	LB	6-1	235	SR-2L	Lancaster, TX	Bishop Dunne Catholic HS
48	Halatoa Tai	LB	6-1	205	SO-TR	Henderson, NV	Liberty HS/BYU
49	Jacob Rosendahl	RB	5-8	185	SO-TR	Eastvale, CA	Norco HS/Post
50	Jalen Dixon	DL	6-1	265	SR-3L	Seattle, WA	O'Dea HS

2024 UNLV NUMERICAL ROSTER

NO	NAME	POS	HGT	WGT	CL-EX	HOMETOWN	HIGH SCHOOL/PREVIOUS SCHOOL(S)
51	Mason Vicari	OL	6-4	305	FR-HS	Sacramento, CA	Christian Brothers HS
52	Sam Wolfenden	LS	6-2	220	FR-HS	Cave Creek, AZ	Cactus Shadows HS
53	Blesyng Aluala-Tuiiolemotu	LB	6-1	235	FR-RS	Kalihi, HI	James Campbell HS
54	Anthony Rosas	OL	6-3	340	JR-SQ	Baldwin Park, CA	Sierra Vista HS
55	Shko-Mak Pahmahmie	DL	6-2	325	FR-HS	Kansas City, MO	Liberty North HS
57	Dyllan Drummond	OL	6-4	270	FR-HS	Tyler, TX	Chapel Hill HS
58	Jordan Eubanks	LB	6-2	225	JR-1L	Denton, TX	Guyer HS/Florida State
59	Walker Hardan	LS	6-1	235	SR-3L	Bothell, WA	Bothell HS
60	Sammy Norris	OL	6-0	285	JR-TR	Las Vegas, NV	Centennial HS/Colorado State
61	Graham Keating III	OL	6-5	300	JR-SQ	Murfreesboro, TN	Oakland HS
62	Nick Scalise	OL	6-6	310	JR-TR	El Dorado Hills, CA	Oak Ridge HS/Sierra College/UTEP
63	Amare Taase	OL	6-4	325	FR-HS	Scottsdale, AZ	Saguaro HS
64	Hank Purvis	OL	6-5	330	FR-HS	Wichita, KS	Bishop Carroll HS
65	Jack Hasz	OL	6-4	295	SR-1L	Omaha, NE	Creighton Prep HS/Iowa Western CC/Buffalo
66	Carver Banker	OL	6-2	290	FR-RS	Moline, IL	Moline HS
67	Toby Moore	OL	6-4	305	FR-HS	Anderson, MO	McDonald County HS
68	Jayden Ahboah	OL	6-5	325	JR-SQ	Tuba City, AZ	Desert Edge HS/Fort Lewis College
70	Tiger Shanks	OL	6-5	325	SR-3L	Lake Oswego, OR	Lake Oswego HS
71	Ed Haynes	OL	6-4	290	FR-RS	Henderson, NV	Liberty HS
72	Will Thomas	OL	6-7	315	SO-1L	Tulsa, OK	Union HS/New Mexico State
74	Jalen St. John	OL	6-5	330	SR-1L	St. Louis, MO	Trinity Catholic HS/Arkansas
75	Anton Ambuehl	OL	6-6	300	JR-1L	Santa Monica, CA	Calabasas HS
78	Mathyus Su'a	OL	6-3	325	SR-1L	Las Vegas, NV	Bishop Gorman HS/Western Colorado
79	Austin Boyd	OL	6-4	300	SO-1L	Lehi, UT	Lehi HS
80	Isaiah Harris	WR	6-0	180	FR-HS	Los Angeles, CA	George Washington Prep
81	Traivon Dyson	WR	6-3	180	JR-TR	Las Vegas, NV	Sierra Vista HS/University of Mary
82	Rashawn Jackson	WR	6-2	200	FR-RS	Los Angeles, CA	Venice HS
83	Cooper Haswell	TE	6-3	210	FR-RS	Kentfield, CA	Marin Catholic HS
83	Andre Meono	PK	6-1	190	JR-1L	Redondo Beach, CA	St. John Bosco HS/Fresno State
84	Matthew Greene	TE	6-5	270	FR-RS	Centennial, CO	Arapahoe HS
85	Konner Melzer	P	6-3	230	JR-TR	R. Cucamonga, CA	Etiwanda HS/Mt. San Jacinto College
86	David Titone-Perez	WR	6-0	165	FR-HS	Hacienda Heights, CA	Los Altos HS
87	Christian Earls	TE	6-8	290	JR-1L	Chandler, AZ	Basha HS/Kilgore College
88	Jacob Beza	TE	6-0	240	FR-HS	Henderson, NV	Lake Mead Christian Academy
89	Malik Bradford	WR	6-2	220	JR-SQ	Compton, CA	Milikan HS
90	Marshall Nichols	P	6-2	220	JR-2L	Atlanta, GA	Holy Innocents Episcopal/Mississippi State
91	Cooper Webb	DL	6-2	300	SR-1L	Davis, OK	Davis HS/Northeastern Okla. A&M/UL Monroe
92	Maxwell Peterson	DL	6-3	285	FR-RS	R. Cucamonga, CA	Eleanor Roosevelt HS
93	Lucas Conti	DL	6-5	300	FR-RS	Corona, CA	Centennial HS
94	Max Mogelson	DL	6-3	290	FR-HS	Mendota Heights, MN	Two Rivers HS
95	Alexander Whitmore	DL	6-2	290	SR-1L	Memphis, TN	Whitehaven HS/Austin Peay
97	Grant Hessler	DL	6-4	300	JR-TR	Temecula, CA	JSerra HS/Santa Barbara City College
98	Tatuo Martinson	DL	6-1	300	SR-1L	Loomis, CA	Del Oro HS/American River College
99	Keith Conley Jr.	DL	6-2	255	SR-1L	Los Angeles, CA	Cathedral HS/Cerritos College

*2024 Team Captain

UNLV PRONUNCIATION GUIDE

Jayden Ahboah (68).....	ah-BO-ah	Andre Meono (83).....	me-OH-no
Blesyng Aluala-Tuiiolemotu (53).....	AH-lu-AH-lu two-E-OH-lay-MO-two	Kela Moore (27).....	KELL-ah
Anton Ambuehl (75)	AM-bull	Waisale Muavesi (44).....	WHY-sah-lay MUH-ah-VES-ee
Kaleo Ballungay (19)	kah-LAY-oh bal-IN-guy	Gael Ochoa (14).....	GUY-el OH-cho-AH
Jacob Beza (88).....	B-zah	Koi Pa'ao'ao (11).....	COY ka-HAY-KEY-lee pa-OW-OW
Malik Bradford (89).....	mah-LEEK	Shko Mak Pahmahmie (55).....	SHCO MAC pah-MAH-me
Fisher Camac (28).....	K-mac	Anthony Rosas (54).....	ROW-sahs
Anthony Costanzo (35).....	cah-STAN-zo	Matthew Sluka (3).....	SLEW-cah
Nijrell Eason (17).....	NIHJ-rell	Mathyus Su'a (78).....	mah-THY-us SUE-ah
Ose Egbase (26)	OH-say egg-BAH-say	Amare Taase (63).....	ah-MAR-ay TAH-say
Jett Elad (9).....	E-lad	Halatoa Tai (48).....	TIE
Cameron Friel (7)	FREEL	David Titone-Perez (86).....	t-TONY puh-REZ
Saadite Green (23).....	sah-DITE	Ramon Villela (43).....	v-EL-ah
Jack Hasz (65).....	HAHS	Hajj-Malik Williams (6).....	HAHJ mah-LEEK
Kylin James (20).....	KIE-lin		
Tatuo Martinson (98).....	tah-2-oh	Coach Mike Scherer.....	SHEER
		Coach James Shibest.....	SHE-best

