

FRESNO STATE MEN'S BASKETBALL

SCHEDULE/RESULTS (9-2)

NOVEMBER		TIME/RESULT
3 (Wed)	Stanislaus State (Exhibition)	W, 86-48
9 (Tues)	Fresno Pacific (MWN)	W, 74-54
12 (Fri)	Long Island [LIU] (MWN)	W, 84-60
15 (Mon)	Idaho [1] (MWN)	W, 69-62
22 (Mon)	vs. Pepperdine [2] (CBSSN)	W, 70-63
24 (Wed)	vs. Santa Clara [2] (CBSSN)	W, 59-52
28 (Sun)	at California (P12 Networks)	L, 57-65

DECEMBER		TIME/RESULT
1 (Wed)	San Diego (MWN)	W, 63-43
4 (Sat)	CSUN (MWN)	W, 61-43
8 (Wed)	at San Francisco (WCC Network)	L, 63-71
11 (Sat)	UC Irvine (MWN)	W, 63-55
17 (Fri)	Cal Poly (MWN)	W, 83-48
21 (Tues)	at Utah (P12 Networks)	4 p.m. PT
23 (Thurs)	at Weber State (ESPN+)	3 p.m. PT
28 (Tues)	at Boise State ^{MW} (MWN)	6 p.m. PT

JANUARY		TIME/RESULT
1 (Sat)	Air Force ^{MW} (MWN)	1 p.m. PT
5 (Wed)	at San Diego State ^{MW} (FS1)	7:30 p.m. PT
8 (Sat)	Wyoming ^{MW} (MWN)	4 p.m. PT
11 (Tues)	San Jose State ^{MW}	7 p.m. PT
14 (Fri)	at UNLV ^{MW} (FS1)	8 p.m. PT
18 (Tues)	Utah State ^{MW} (CBSSN)	8 p.m. PT
21 (Fri)	at Nevada ^{MW} (FS1)	8 p.m. PT
25 (Tues)	at New Mexico ^{MW} (STADIUM)	6 p.m. PT
28 (Fri)	Boise State ^{MW} (FS1)	8 p.m. PT

FEBRUARY		TIME/RESULT
1 (Tues)	at San Jose State ^{MW} (CBSSN)	8 p.m. PT
4 (Fri)	Nevada ^{MW} (FS1)	8 p.m. PT
11 (Fri)	at Colorado State ^{MW} (CBSSN)	6:30 p.m. PT
16 (Wed)	UNLV ^{MW} (CBSSN)	7:30 p.m. PT
19 (Sat)	San Diego State ^{MW} (CBSSN)	7 p.m. PT
22 (Tues)	at Air Force ^{MW} (MWN)	TBA

MARCH		TIME/RESULT
1 (Tues)	New Mexico ^{MW} (FS1)	8 p.m. PT
5 (Sat)	at Wyoming ^{MW} (MWN)	1 p.m. PT

2022 MW Championships (Thomas & Mack Center)

9 (Wed)	MW First Round [3] (MWN)	TBA
10 (Thurs)	MW Quarterfinals [3] (CBSSN)	TBA
11 (Fri)	MW Semifinals [3] (CBSSN)	TBA
12 (Sat)	MW Championship [3] (CBS)	TBA

[1] - Southern California Challenge (Campus Sites)
 [2] - Southern California Challenge (Dana Point, Calif.)
 [3] - MW Basketball Championships (Las Vegas, Nev.)

Fresno State Strategic Communications

Stephen Trembley (strembley@csufresno.edu)
 Taylor Martinez (taylormartinez@csufresno.edu)

Bulldog Sports Network (Radio)

- FOX Sports 1340 AM (Fresno)
- FOX Sports 970 AM (Bakersfield)

Mountain West Network (MWN): GoBulldogs.com/mwn
 Live Stats: BulldogsLive.com

GAME 12: FRESNO STATE (9-2) AT UTAH (7-4) • V2

DEC. 21, 2021 • 4 P.M. PT • SALT LAKE CITY, UTAH • JON M. HUNTSMAN CENTER



TELEVISION: Pac-12 Networks (Todd Harris & Ernie Kent)
RADIO: Bulldog Sports Network (Paul Loeffler & Marc Q. Jones)
SERIES HISTORY: Fresno State trails 11-4 (overall) and 1-7 (in Salt Lake City)
LAST MEETING: #13/14 Utah 80, Fresno State 69 [3/17/16 • Denver, CO]
NEXT UP: at Weber State (12/23); at Boise State (12/28); vs. Air Force (1/1)

THE BREAKDOWN

- Fresno State Athletics is celebrating its centennial year and the 2021-22 men's basketball season is the 100th season of competition in program history.
- Fresno State head coach **Justin Hutson** is now in his fourth season back home in the San Joaquin Valley.
- Fresno State (9-2) and Utah (7-4) meet on Tuesday in Salt Lake City for the first time since 2013.
- As of Dec. 20, the Bulldogs are ranked eighth nationally in scoring defense (56.0 PPG).

BULLDOG BONES

OPENING TIP

- The Fresno State men's basketball team visits the Utah Utes on Tuesday at 4 p.m. PT at the Jon M. Huntsman Center on the Pac-12 Networks (television) and the Bulldog Sports Network (radio).
- Fresno State trails the all-time series 11-4 (overall), including a 1-7 record in games played in Salt Lake City.
- The Bulldogs last defeated the Utes on Dec. 3, 2011 (82-52 in Fresno at the Save Mart Center).
- Fresno State's lone road win over Utah came back on Jan. 8, 1996 - a 65-64 victory over the then-No. 13 ranked Utes, which included Dominick Young's game-winning 3-pointer with 0.8 seconds remaining.
- This is the first meeting between the programs since the first round of the 2016 NCAA Tournament, which Utah won 80-69 in Denver, and was originally scheduled for 2020, but was postponed to 2021. Fresno State owned a 48-47 lead midway through the second half before Utah answered with a 19-2 run to pull away.
- With 916 career points, **Orlando Robinson** (18.3 ppg/8.3 rpg) enters the contest ranked 46th on the Bulldogs' all-time scoring list [**45. Davon Satterwhite**: 935].
- Fresno State leads the MW and ranks eighth in the nation in scoring defense (56.0 ppg allowed).

ROBINSON PRODUCING ON AND OFF THE HARDWOOD

Fresno State junior forward **Orlando Robinson** has never been shy about his ambitions and goals. And before the start of the 2021-22 season, Robinson shared that one of those is to earn Mountain West Defensive Player of the Year honors. While his offensive games continues to shine, Robinson has also elevated his defensive production. Robinson, a Las Vegas native, is a 2021-22 preseason All-MW selection and earned 2020-21 second-team All-MW and NABC All-District honors, along with 2020-21 CoSIDA Academic All-District and MW Scholar Athlete honors.

NOTHING BUT NET

- Through games played on Dec. 19, Fresno State was No. 62 in the NCAA's NET rankings.
- Fresno State checked in at No. 93 in the NCAA's first NET rankings release of the 2021-22 season on Dec. 5.
- Fresno State's Dec. 21 game at Utah has the potential to count as a Quad 1 or Quad 2 game for the Bulldogs.
- In nonconference play, Fresno State currently has four NET Top 100 teams on its schedule (2-1 record).
- As of Dec. 19, Fresno State has 12 overall games against NET Top 100 teams on its schedule (five vs. Top 50).
- The NCAA's NET rankings assist the NCAA Tournament selection committee seed and select at-large bids.

FRESNO STATE CONTENDING IN THE MOUNTAIN WEST

Since joining the Mountain West in 2012, Fresno State has won the 2016 conference tournament championship and finished as high as second in the regular season. The Bulldogs have finished no lower than seventh in league play in its first nine seasons in the Mountain West, which includes **four top four finishes in the past six seasons**. In those last six MW campaigns, the 'Dogs won an average of 10.8 MW contests per year -- twice going 13-5 against MW opponents, including Hutson's first season at Fresno State during the 2018-19 season. Fresno State averaged nearly 10 conference victories per season in Hutson's first three seasons as the Bulldogs' head coach.

BY THE NUMBERS

62

As of Dec. 20, Fresno State was No. **62** in the NCAA's NET rankings (2-1 record vs. Top 100 teams).

8th

Through games played on Dec. 19, Fresno State is ranked **8th** nationally in scoring defense.

4/6

Fresno State has finished in the **Top 4** in the MW standings in **four** of the last **six** seasons.



2021-22 FRESNO STATE BULLDOGS

Men's Basketball Roster

Numerical Roster

No.	Name	Pos.	Ht.	Wt.	Cl.	Exp.	ER*	Hometown (High School/Previous School)
0	Kyle Harding	G	6-3	185	Jr.	1L	2E	Roosevelt, N.Y. (Thomas Jefferson HS/Allan Hancock College)
1	Jemarl Baker	G	6-5	195	Sr.	GR	1E	Menifee, Calif. (Eleanor Roosevelt HS/Kentucky/Arizona)
3	Isaiah Hill	G	6-0	170	Jr.	1L	2E	Bakersfield, Calif. (Liberty HS/Tulsa)
4	Junior Ballard	G	6-3	195	Sr.	1L	1E	Stockton, Calif. (Modesto Christian School/Cal Poly)
5	Jordan Campbell	G	6-4	195	Jr.	1L	2E	Adelanto, Calif. (Adelanto HS/Oregon State)
10	Orlando Robinson	F	7-0	235	Jr.	2L	2E	Las Vegas, Nev. (Middlebrooks Academy)
11	Donavan Yap	G	6-5	185	So.	TR	3E	Las Vegas, Nev. (Arbor View HS/UNLV)
13	Deon Stroud	G	6-5	200	Jr.	1L	2E	Fresno, Calif. (San Joaquin Memorial HS/UTEP)
22	Destin Whitaker	G	6-5	185	So.	1L	3E	Romeoville, Ill. (Romeoville HS)
23	Leo Colimerio	G/F	6-7	190	So.	1L	3E	Sao Paulo, Brazil (Wasatch Academy – Mount Pleasant, Utah)
25	Anthony Holland	G	6-5	225	Jr.	2L	2E	Riverside, Calif. (Notre Dame HS)
30	Robert Vaihola	F	6-8	245	Fr.	HS	3E	San Mateo, Calif. (Archbishop Riordan HS – San Francisco, Calif.)
33	Steven Vasquez	G	6-2	170	Fr.	HS	3E	Santa Maria, Calif. (Saint Joseph HS)
34	Braxton Meah	C	7-1	250	So.	1L	3E	Fresno, Calif. & Layton, Utah (San Joaquin Memorial HS/Middlebrooks Academy)

Alphabetical Roster

No.	Name	Pos.	Ht.	Wt.	Cl.	Exp.	ER*	Hometown (High School/Previous School)
1	Jemarl Baker	G	6-5	195	Sr.	GR	1E	Menifee, Calif. (Eleanor Roosevelt HS/Kentucky/Arizona)
4	Junior Ballard	G	6-3	195	Sr.	1L	1E	Stockton, Calif. (Modesto Christian School/Cal Poly)
5	Jordan Campbell	G	6-4	195	Jr.	1L	2E	Adelanto, Calif. (Adelanto HS/Oregon State)
23	Leo Colimerio	G/F	6-7	190	So.	1L	3E	Sao Paulo, Brazil (Wasatch Academy – Mount Pleasant, Utah)
0	Kyle Harding	G	6-3	185	Jr.	1L	2E	Roosevelt, N.Y. (Thomas Jefferson HS/Allan Hancock College)
3	Isaiah Hill	G	6-0	170	Jr.	1L	2E	Bakersfield, Calif. (Liberty HS/Tulsa)
25	Anthony Holland	G	6-5	225	Jr.	2L	2E	Riverside, Calif. (Notre Dame HS)
34	Braxton Meah	C	7-1	250	So.	1L	3E	Fresno, Calif. & Layton, Utah (San Joaquin Memorial HS/Middlebrooks Academy)
10	Orlando Robinson	F	7-0	235	Jr.	2L	2E	Las Vegas, Nev. (Middlebrooks Academy)
13	Deon Stroud	G	6-5	200	Jr.	1L	2E	Fresno, Calif. (San Joaquin Memorial HS/UTEP)
30	Robert Vaihola	F	6-8	245	Fr.	HS	3E	San Mateo, Calif. (Archbishop Riordan HS – San Francisco, Calif.)
33	Steven Vasquez	G	6-2	170	Fr.	HS	3E	Santa Maria, Calif. (Saint Joseph HS)
22	Destin Whitaker	G	6-5	185	So.	1L	3E	Romeoville, Ill. (Romeoville HS)
11	Donavan Yap	G	6-5	185	So.	TR	3E	Las Vegas, Nev. (Arbor View HS/UNLV)

* = ER: Years of *Eligibility Remaining* after the 2021-22 season

Coaching Staff

Head Coach: Justin Hutson (4th Season, CSU Bakersfield, '94)

Associate Head Coach: Tarvish Felton (4th Season, Southern Utah, '99)

Assistant Coach: Keith Brown (4th Season, Pacific, '78)

Assistant Coach: Tim Shelton (4th Season, San Diego State, '11)

Director of Basketball Operations: Nate Leal (4th Season, 8th overall at Fresno State [2013-17, '18-present], Fresno State, '14)

Director of Player Development (Video Coordinator): Titus Shelton (4th Season, Cal Poly, '09)

Director of Sports Performance (Men's Basketball): Charles Young (1st Season, Western Michigan, '15)

Associate Director of Sports Medicine (Athletic Trainer): Bri Maher (1st Season, San Diego State, '17)

Special Assistant & Analytics: Luke Jackson (3rd Season, San Diego State, '18)

Graduate Assistant: Jazmin Pulido (3rd Season [2018-20, '21-present], Fresno State '20)

Pronunciation Guide:

Jemarl Baker	Jamal
Leo Colimerio	Cole-luh-mare-ee-oh
Isaiah Hill	Eye-ZAY-uh
Braxton Meah	Mee-uh
Deon Stroud	Dee-on
Destin Whitaker	Wit-uh-ker
Robert Vaihola	Vie-ol-uh

TRENDING

- Fresno State is off to its best start through nine games (8-2) since 2006 when the Bulldogs were 9-1.
- Fresno State is 11-1 when **Anthony Holland** has scored at least nine points in that game.
- Fresno State is 9-1 when **Jordan Campbell** has scored at least 10 points in that game (nine straight wins).
- Fresno State has held three opponents this season to 20 points or less in the first half (FPU, USD, CSUN).
- Fresno State has forced 46 first-half turnovers in its last four games (averaging 11.5 per game in that stretch).

HOLLAND GROWING INTO EVEN BIGGER ROLE

- Fresno State junior **Anthony Holland** leads the Bulldogs in 3-point field goal percentage (12-29, 41.4%).
- Fresno State junior **Anthony Holland** leads the Bulldogs in assist-to-turnover ratio (16-4, 4.00 A-TO).
- Fresno State is 11-1 when Holland scores nine or more points (12-2 when he scores eight or more points).
- In the 2021 MW Tournament, Holland played 78 of the possible 80 minutes with six assists and just one turnover. Holland also recorded a double-double (15 points/10 rebounds) in a first round win over UNM.

FRESNO STATE WINS 2021 VENUE TWIN SOUTHERN CALIFORNIA SURF DIVISION

- Fresno State won the 2021 Venue Twin Southern California Surf Division Championship.
- Fresno State's **Orlando Robinson** was named the Surf Division Most Valuable Player and all-tournament team while leading the 'Dogs to a 3-0 record (all three wins were by exactly seven points).
- Robinson averaged 21.7 points (22-for-41 FG, 53.7 percent), 8.0 rebounds, 2.7 assists and 1.3 blocks per game to lead the Bulldogs to a home win over Idaho and neutral site victories over Pepperdine and Santa Clara.
- In the championship game, Fresno State held Santa Clara, who entered averaging 88 points per contest on 55 percent shooting, to a season-low 52 points on a 36 percent clip from the field.
- Fresno State's **Isaiah Hill** tied a career-high with 19 points (11-for-16 FT) in the 70-63 win over Pepperdine.
- Robinson scored a season-high 27 points with 10 rebounds in the Bulldogs' 69-62 win over Idaho.
- In the three wins, Hill posted 11.3 points, 4.7 rebounds and 2.7 assists per game.
- With the 59-52 win over SCU, Fresno State won its first game against a Ken Pom 100 teams this season.

BRINGING THE HEAT ON DEFENSE

Fresno State head coach Justin Hutson has been known throughout his career as a great defensive coach. In his first season at Fresno State (2018-19), the Bulldogs ranked 24th nationally in 3-point field goal percentage defense (225-735, 30.6 percent). This season, Hutson and the 'Dogs have dialed up the intensity again and ranked tied for eighth in the nation in scoring defense (56.0 points allowed per game) through games played on Dec. 18.

JUST GETTING STARTED AT HOME

- Fresno State started the 2021-22 regular season with a 74-54 win over the Fresno Pacific Sunbirds (Nov. 9).
- Fresno State then beat the LIU Sharks 84-60 to start the season 2-0 for the second straight season.
- This was the second time in its Division I era that Fresno State opened with back-to-back 20+ point wins and the first time since 1973, which included a 76-51 win over Texas Tech at Selland Arena on Nov. 30, 1973.
- Fresno State is now 10-0 in home openers since joining the Mountain West (22 straight home opener wins).
- Fresno State junior forward **Orlando Robinson** finished with 16 points, shooting 6-for-14 shooting from the field, with five rebounds, three assists, three blocks and a steal, in the near wire-to-wire win over FPU.
- Fresno State sophomore guard/forward **Leo Colimerio** had a career-high 10 points and nine rebounds (seven offensive rebounds), while making his second career start in the opener.
- Fresno State had four Bulldogs score in double-figures in the 20-point win over FPU on Nov. 9.
- Fresno State improved to 81-19 all-time in home openers and 73-26 all-time in season openers.

SWIMMING WITH THE FISHES

- In Fresno State's 84-60 win over the LIU Sharks, Robinson had 17 points with a career-best 18 rebounds.
- Those 18 rebounds are the second-most by a MW player this season (USU's Justin Bean, 19 vs. Oklahoma).
- Isaiah Hill and Jordan Campbell each had 15 points and Destin Whitaker added 10 points for the Bulldogs.
- Anthony Holland nearly had a double-double with nine points and nine rebounds for Fresno State.
- Jemarl Baker (Kentucky/Arizona) made his Bulldog debut (9 points, 4 rebounds, 4 assists, 2 steals).
- With the win, Fresno State has won seven straight Friday night home games dating back to 2013.

BULLDOG BONES (THE JUSTIN HUTSON ERA)

- In Hutson's tenure (since 2018), Fresno State is 16-0 when shooting at least 50 percent from the field (19 straight wins dating back to February 2018).
- Fresno State is 7-0 when scoring at least 90 points.
- Fresno State is 19-2 when scoring at least 80 points.
- Fresno State is 17-1 when allowing under 60 points.
- Fresno State is 6-0 when five or more Bulldogs score in double figures.
- Fresno State is 38-6 when recording a better assist-to-turnover ratio than its opponent (15 straight wins).
- During the 2020-21 season, there were two games that Fresno State's Orlando Robinson and Anthony Holland each had at least 10 rebounds:
- 12/19/20 [vs. Fresno Pacific]: Robinson (11) & Holland (10)
- 3/10/21 [vs. New Mexico • MW First Round • Las Vegas]: Robinson (12) & Holland (10)
- Fresno State has outsourced autonomy-five conference schools [TCU, Northwestern, Miami, Cal (three times) and Oregon] by a combined score of 495-492 (+3).
- In 2021-22, Fresno State was one of 21 remaining unbeaten teams nationally before losing at Cal on Nov. 28.

UNIVERSITY QUICK FACTS

Location	Fresno, Calif.
Founded.....	1911
Enrollment.....	25,200
President	Dr. Saul Jimenez-Sandoval
Director of Athletics.....	Terry Tumey
Senior Woman Administrator	Carrie Coll
Faculty Athletic Representative	Dr. Victor Torres
Colors	Red and Blue
Nickname.....	Bulldogs
Conference.....	Mountain West

PROGRAM QUICK FACTS

2021-22 TEAM INFORMATION

2021-22 Overall Record	9-2
2021-22 Conference Record.....	0-0
Starters Returning/Lost	5/0
Letterwinners Returning/Lost.....	10/2
Newcomers	4

BULLDOG COACHING STAFF

Head Coach	Justin Hutson (4th Season)
• Career Record (Year)	55-42 (4th)
• Fresno State Record (Year)	55-42 (4th)
• Alma Mater	CSU Bakersfield, 1994
Associate Head Coach	Tarvish Felton (4th Season)
• Alma Mater	Southern Utah, 1999
Assistant Coach	Keith Brown (4th Season)
• Alma Mater	Pacific, 1978
Assistant Coach	Tim Shelton (4th Season)
• Alma Mater	San Diego State, 2011
Director, Basketball Operations	Nate Leal
..... (3rd Season, 8th overall at FS [2013-17, '18-present])	
• Alma Mater	Fresno State, 2014
Director, Player of Development	Titus Shelton (4th Season)
• Alma Mater	Cal Poly, 2010
Director, Sports Performance	Charles Young (1st Season)
• Alma Mater	Western Michigan, 2015
Athletic Trainer	Bri Maher (1st Season)
• Alma Mater	San Diego State, 2017
Special Assistant & Analytics	Luke Jackson (2nd Season)
• Alma Mater	San Diego State, 2018
Graduate Assistant	Jazmin Pulido (3rd Season)
• Alma Mater	Fresno State, 2020

ARENA INFORMATION

Name.....	Save Mart Center (15,596)
Completed.....	2003 (15 Seasons)
Record in Save Mart Center	202-90
Largest Crowd.....	15,423 (12/19/06 vs. Stanford)
Number of 12,000-plus crowds	25
Last 12,000-plus crowd ...	14,801 (3/1/14 vs. San Diego State)
Press Row Phone.....	(559) 347-3699
Record in Selland Arena.....	407-13

TEAM HISTORY

First Season of Men's Basketball	1921-22
Seasons	100th
All-Time Record.....	1,372-1,161
Conference Championships	23
..... (18 Regular Season, 5 Tournament)	
Last Conference Championship	2016 (MW)
Postseason Appearances	23*
Last Postseason Appearance	2017 (NIT)
NCAA Tournament Appearances.....	6*
..... (1981, 1982, 1984, 2000*, '01 & '16)	
Last NCAA Tournament Appearance	2016
NIT Appearances	10
..... (1983, '85, '94, '96, '97, '98, '99, 2002, '07 & '17)	
Last NIT Appearance	2017
NIT Final Fours	2 (1983 & '98)
NIT Championships	1 (1983)
All-Time NIT Record.....	14-10
CBI Appearances	1 (2014)
All-Time CBI Record.....	4-2
NCAA Pacific Coast Regionals.....	6
NCAA College Division Championships.....	2

Note: * = 2000 NCAA Tournament appearance vacated due to use of ineligible student-athlete



PRESEASON HONORS & NOTES**2021-22 PRESEASON ALL-MOUNTAIN WEST TEAM..****F: Orlando Robinson – Jr. – Fresno State**

G/F: David Roddy – Jr. – Colorado State

G: Isaiah Stevens – Jr. – Colorado State

G: Grant Sherfield – Jr. – Nevada

G: Bryce Hamilton – Sr. – UNLV

Preseason Player of the Year

Grant Sherfield, Jr., G, Nevada

Preseason Newcomer of the Year

Matt Bradley, Sr., G, San Diego State

Preseason Freshman of the Year

Keshon Gilbert, G, UNLV

2021-22 MW PREDICTED ORDER OF FINISH

1. Colorado State (11) – 207

2. San Diego State (7) – 201

3. Nevada (2) – 189

4. Boise State – 147

5. Utah State – 127

6. Fresno State – 119

7. UNLV – 109

T-8. New Mexico – 79

T-8. Wyoming – 79

10. San José State – 40

11. Air Force – 23

PRESEASON NOTES: Fresno State returns all three of its double figure scorers from last season: **Orlando Robinson** (14.6 ppg), **Deon Stroud** (12.2 ppg) and **Isaiah Hill** (10.3 ppg). **Junior Ballard** (7.2 ppg/2.6 rpg) and **Anthony Holland** (5.5 ppg/4.7 rpg) also averaged over five points and 25 minutes per game last season for the Bulldogs... Fresno State returns 90.2 percent of its scoring and 89.3 percent of its minutes played from last season ... Fresno State has finished in the Top 4 of the Mountain West in four of the last six seasons ... Fresno State was one of three MW schools to play a full 20-game conference schedule during the 2020-21 season.

2021-22 SCHEDULE OVERVIEW

- Fresno State opened with a 74-54 victory over Fresno Pacific on Nov. 9 at the Save Mart Center.
- For the first time since 2002, Fresno State finished its home nonconference schedule undefeated (7-0).
- The 'Dogs won the 2021 Venue Twin SoCal Challenge with seven-point wins over Idaho, Pepperdine and Santa Clara.
- Fresno State played road nonconference games at Cal on Nov. 28 and San Francisco (Dec. 8), and visits Utah (Dec. 21) and Weber State (Dec. 23).
- Fresno State defeated Stanislaus State 86-48 in a Nov. 3 exhibition at the Save Mart Center.
- During MW play, Fresno State opens at Boise State on Dec. 28 and hosts nine MW opponents along with nine road games – playing eight teams twice and two teams once in the rotational 18-game league schedule.

ROBINSON NAMED PRESEASON ALL-MOUNTAIN WEST

Fresno State junior forward **Orlando Robinson** collected his first major preseason recognition by earning one of five spots on the 2021-22 Preseason All-Mountain West team, as selected by conference media members.

Robinson, who also has a chance to earn his way into consideration for the 2022 Karl Malone Award (power forward) and Kareem Abdul-Jabbar Award (center), decided to return to Fresno State for his junior season after declaring for the NBA Draft in May.

As a sophomore last season, Robinson (14.6 ppg/9.2 rpg) ranked 19th nationally in double-doubles – starting all 24 games for the Bulldogs. Robinson scored a career-high 33 points in the Bulldogs' 81-61 win over Wyoming in early January and had a career-best 16 rebounds to key a 64-62 win versus New Mexico later that month.

ROBINSON RISING IN THIRD SEASON AT FRESNO STATE

- Fresno State's **Orlando Robinson** is seeking to become the third Bulldog to earn postseason All-Mountain West first-team honors (Marville Harris – 2015 & 2016, Deshon Taylor – 2018 & 2019).
- Robinson also has his sights set on MW Defensive Player of the Year honors.
- Last season, Robinson was a second-team All-MW and NABC All-District honoree, and also earned 2020-21 CoSIDA Academic All-District and MW Scholar-Athlete honors.
- Robinson is a communication major at Fresno State.
- Fresno State's **Orlando Robinson** has scored at least 15 points in 11 of his last 12 career games.
- Fresno State's **Orlando Robinson** has scored in double figures in 19 of his last 20 career games.
- Fresno State's **Orlando Robinson** leads the Bulldogs with 32 assists this season. Robinson has made at least one assist in 37 of his last 39 games (15 of his last 16 appearances).

ON THE HILL

- Fresno State's **Isaiah Hill** is one of four Bulldogs on the 2021-22 roster with Central Valley ties as a product of Liberty High School in Bakersfield, Calif. The other three are: Junior Ballard (Stockton), Braxton Meah (Fresno) and Deon Stroud (Fresno).
- Hill started his collegiate career at Tulsa, where he played in 31 games as a freshman and helped lead the Hurricanes to a share of the AAC regular season championship, before transferring back home to the Valley.
- Hill's point guard role in the Bulldogs' backcourt is both as a facilitator and scorer.

BAKER RETURNS HOME TO GOLDEN STATE AFTER STARTING CAREER AT KENTUCKY AND ARIZONA

- Jemarl Baker, Jr. is a 6-foot-5 versatile guard, who was part of Kentucky's Elite 8 run in 2019 and then played two seasons at Arizona.
- First name is pronounced "Jamal."**
- During his 44 games with Arizona, Baker averaged 7.4 points per game (12.0 points per game in 2020-21) with a 3.1 assist-to-turnover ratio.
- Scored 33 points in Arizona's 96-53 win over Northern Arizona on Dec. 7, 2020 and 29 points (8-for-13 3FG) against Stanford on Dec. 19, 2020.
- In 2019-20, Baker ranked ninth in the country with a 3.2-to-1 assist-to-turnover ratio among all players with at least 70 assists.
- Baker was a Consensus Top-100 prospect out of Eleanor Roosevelt High School in Eastvale, Calif.

20-POINT GAMES BY BULLDOG FRESHMEN (LAST 15 SEASONS)

- 6 - Paul George, 2008-09
- 5 - Orlando Robinson, 2019-20**
- 4 - Jarred Hyder, 2019-20
- 4 - Kevin Olekaibe, 2010-11

FRESNO STATE PRODUCING NBA DRAFT LOTTERY PICKS, PROS

In the last 22 seasons, **Fresno State has produced three NBA Lottery picks** - Paul George (No. 10 overall in 2010), Melvin Ely (No. 12 overall in 2002) and Courtney Alexander (No. 13 overall in 2000) - while UNLV has two and San Diego State has one in that same 22-season span. Overall, Fresno State has had 31 players go on to play in the NBA, including 21 being selected in the NBA Draft with five first-round picks (four since 2000).

MOST NBA LOTTERY PICKS (LAST 22 SEASONS • 2000-21)

- Fresno State: 3**
- UNLV: 2
- San Diego State: 1

'DOGS EARN FIRST NABC TEAM ACADEMIC EXCELLENCE AWARD

- Fresno State earned its first-ever National Association of Basketball Coaches (NABC) Team Academic Excellence award for the Bulldogs' academic achievements during the 2020-21 season.
- A record eight Bulldogs earned 2020-21 Academic All-MW honors – which is the most men's basketball student-athletes to earn the designation in a single season in program history.
- Fresno State forward Orlando Robinson was also named a 2020-21 MW Scholar-Athlete.
- Fresno State: 3.09 cumulative team grade point average for the 2020-21 season (3.29 GPA in Fall 2020).



COACH HUT VS. THE COMPETITON

CONFERENCE OPPONENTS	RECORD
Air Force	5-2
Boise State	3-2
Colorado State	1-6
Nevada	0-5
New Mexico	6-1
San Diego State	2-4
San Jose State	6-0
UNLV	2-3
Utah State	1-6
Wyoming	5-1
TOTALS (OVERALL)	31-30
TOTALS (IN MW PLAY)	29-27
TOTALS (MW TOURNAMENT)	2-3

NON-CONFERENCE OPPONENTS	RECORD
Alaska-Anchorage	1-0
Cal Poly	3-0
California	1-2
CSUSB (CSU-San Bernardino)	1-0
CSUN (CSU-Northridge)	1-1
Fresno Pacific	2-0
Hawai'i	1-0
Idaho	1-0
IUPUI	1-0
LIU	1-0
Long Beach State	1-0
Miami	0-1
Northwestern	1-0
Oregon	0-1
Pacific	1-0
Pepperdine	1-0
Saint Mary's College	0-1
San Diego	1-1
San Francisco	0-2
Santa Clara	1-0
Tennessee-Martin	1-0
Texas Christian (TCU)	0-1
UC Irvine	1-0
UC Riverisde	0-1
Utah Valley	0-1
Weber State	1-0
William Jessup	1-0
Winthrop	1-0
TOTALS	24-12

CONFERENCES	RECORD
Atlantic Coast	0-1
Big Sky	1-0
Big South	1-0
Big Ten	1-0
Big West	7-2
Big XII	0-1
California Collegiate Athletic (NCAA DII)	1-0
Golden State Athletic Conference (NAIA)	1-0
Great Northwest Athletic (NCAA DII)	1-0
Horizon	1-0
Mountain West	31-30 (29-27)
Northeast	1-0
Ohio Valley	1-0
Pacific-12	1-3
PacWest (NCAA DII)	2-0
Western Athletic	0-1
West Coast	4-4
TOTALS	55-42
TOTALS (VS. NCAA D-I OPPONENTS)	50-42
TOTALS (VS. NCAA D-II OPPONENTS)	4-0
TOTALS (VS. NAIA OPPONENTS)	1-0

JUSTIN HUTSON

FRESNO STATE HEAD COACH

4TH SEASON | CSU BAKERSFIELD (1994)



Justin Hutson, one of the West's best recruiters and a veteran of the Mountain West conference, is Fresno State's 19th head men's basketball coach.

Hutson, a native of Bakersfield, Calif., led Fresno State to a 23-9 record during his first season back home in the Valley to earn 2018-19 Joe B. Hall National Coach of the Year honors. The national award is presented annually to the top first-time head coach in NCAA Division I college basketball. Hutson returned to the Valley after serving as a rising Division I assistant coach for 10 seasons at San Diego State (2006-11, '13-18), two seasons at UNLV (2011-13), two seasons at Cal Poly (2004-06) and two seasons at CSU Bakersfield (1998-2000).

During the 2018-19 season, Fresno State ranked ninth nationally in 3-point field goals per game (10.7), 16th in total 3-point field goals and 24th nationally in both 3-point field goal percentage defense (225-735, 30.6 percent) and 3-point field goal percentage offense (342-897, 38.1 percent). The Bulldogs' defense also led the MW in steals (228, 7.1 steals per game) and turnovers forced (13.7 per game). Three Bulldogs earned All-MW honors and senior guard/forward Sam Bittner earned the program's first Academic All-American recognition. Fresno State was also one of two MW teams to go 7-2 on the road in conference play, which tied for the second-most MW road wins by a team in 20 seasons of MW basketball. Throughout the 2019-20 campaign, Hutson turned to a rotation, which featured six freshmen, who averaged a MW-leading 101.7 minutes per game and produced 33.4 points of the team's 69.2 points per game (48.3 percent of the total points). Freshman forward Orlando Robinson (12.2 ppg) led the squad in scoring.

During his time at San Diego State, Hutson helped elevate the Aztecs to a national program. In his first five seasons (2006-11), SDSU won three MW titles and earned postseason berths in each of those campaigns. In 2010-11, San Diego State won 20 straight games to begin the season, won the MW regular-season and tournament titles, and advanced to the Sweet 16 of the NCAA tournament before finishing with a school-record 34 victories. SDSU ended the year ranked No. 6/11 nationally.

Upon returning to San Diego State, the Aztecs won the MW regular-season championship in 2014 and advanced to the Sweet 16 of the NCAA tournament before finishing with a No. 13/12 national ranking. In the last four seasons, which have produced a pair of additional MW regular-season titles, the Aztecs appeared in the third round of the 2015 NCAA tournament, went to the semifinals of the 2016 NIT and won the 2018 MW Tournament to secure a NCAA Tournament first round appearance.

SDSU's defensive numbers also improved to an elite level when he decided to rejoin the Aztec coaching staff. As the defensive coordinator, San Diego State finished in the top 15 nationally in both scoring defense and field-goal percentage defense in his first four seasons back. San Diego State finished second in scoring defense in 2014 and 2015, third in 2016 and 15th in 2017. As far as field-goal percentage defense, the Aztecs were eighth in 2014, seventh in 2015, first in 2016 and eighth in 2017.

In his two years at UNLV, Hutson helped coach the Rebels to a pair of 25-win seasons and two NCAA appearances. He played a key role in helping UNLV bring in a highly regarded incoming class in 2012-13, which included the 2013 No. 1 overall NBA Draft selection, Anthony Bennett, a player Hutson recruited.

In both of his stints on the Montezuma Mesa, Hutson played a pivotal part in SDSU's recruiting efforts as the team's recruiting coordinator. He was the point person in recruiting future All-Americans and NBA Draft picks Kawhi Leonard, Jamaal Franklin and Xavier Thames, while also helping land D.J. Gay, who left SDSU as the school's all-time leader in career wins, and Chase Tapley, who was a four-year starter. More recently, Hutson led the charge in the Aztecs inking Malik Pope and Jeremy Hemsley. In a poll of Division I coaches conducted by ESPN's Jeff Goodman in the summer of 2013, Hutson was considered the eighth-best recruiting assistant nationally and the best on the West Coast. More recently, ESPN's Adam Finkelstein listed Hutson as a top up-and-coming recruiter (May 2014), while Miles Simon placed him on his west region ultimate coaching staff (May 2014).

Hutson is 26-9 all-time as a Division I head or assistant coach when coaching against one of his former teams.

Hutson also served as the head varsity coach at Bakersfield High where he led the Drillers to a CIF Central Section title and four appearances in the playoffs in four seasons. His 2004 team was ranked as high as No. 22 in the nation and fourth in California, while his 2003 squad finished the season with a 25-5 record and won the section title. As a collegiate player, Hutson enjoyed a storied career, winning two NCAA Division II championships at CSU Bakersfield. In the 1993 championship season, the Roadrunners were undefeated with a 33-0 record and followed that up with a 27-6 record during the 1994 season.

Hutson, who is married to San Diego State's head women's basketball coach Stacie Terry-Hutson, earned his bachelor's degree in physical education in 1994 and a teaching credential in 1995 from CSU Bakersfield. He also received his master of arts in education from CSU Bakersfield in 2009.

JUSTIN HUTSON'S HEAD COACHING RECORD (NCAA DIVISION I)

Year	Overall	Conf.	Home	Road	Neutral	MW Finish
2018-19	23-9	13-5	13-4	7-3	3-2	3rd
2019-20	11-19	7-11	7-7	4-10	0-2	T-7th
2020-21	12-12	9-11	7-5	4-6	1-1	6th
2021-22	9-2	0-0	7-0	0-2	2-0	
TOTALS	55-42	29-27	34-16	15-21	6-5	--

Fresno State Coaching & Support Staff



Tarvish Felton
Associate Head Coach
4th Season at FS



Keith Brown
Assistant Coach
4th Season at FS



Tim Shelton
Assistant Coach
4th Season at FS



Nate Leal
Director, Basketball
Operations
8th Season at FS



Titus Shelton
Director, Player
Development
4th Season at FS




Charles Young
Director, Sports
Performance
1st Season at FS



Bri Maher
Associate Director,
Sports Medicine
1st Season at FS



Luke Jackson
Special Assistant &
Analytics
3rd Season at FS



Jazmin Pulido
Graduate Assistant
3rd Season at FS



COACHING RECORDS

MOST WINS (∞: Includes conference tournament titles)

	Coach	Year(s)	W-L	Pct.	Titles ^
1.	Boyd Grant	1977-86	194-74	.724	4
2.	Ed Gregory	1965-77	172-142	.548	1
3.	Rodney Terry	2011-18	126-108	.539	1
4.	Jerry Tarkanian	1995-02	104-79* [153-80]	.568	1
5.	Harry Miller	1960-65	93-39	.705	4
6.	Steve Cleveland	2005-11	92-98	.484	0
7.	Bill Vandenburg	1954-60	89-63	.586	2
8.	Gary Colson	1990-95	76-73	.510	0
9.	Arthur W. Jones	1921-29	70-53	.569	4
10.	Justin Hutson	2018-present	55-42	.567	0
	Dutch Warmerdam	1947-53	55-107	.340	0
12.	Ray Lopes	2002-05	50-37	.575	1
13.	Hal Beatty	1939-42, 45-47	49-57	.462	0
14.	Stan Borleske	1934-39	43-61	.414	0
	Ron Adams	1986-90	43-72	.373	0
16.	J. Flint Hanner	1929-32, 44-45	27-26	.509	0
17.	Clark Van Galder	1953-54	12-16	.429	0
18.	Leo A. Harris	1932-33	7-7	.500	0
19.	Pix Pierson	1942-43	6-6-1	.500	0

BEST WINNING PERCENTAGE (∞: Includes conference tournament titles)

	Coach	Year(s)	W-L	Pct.	Titles ^
1.	Boyd Grant	1977-86	194-74	.724	4
2.	Harry Miller	1960-65	93-39	.705	4
3.	Bill Vandenburg	1954-60	89-63	.586	2
4.	Ray Lopes	2002-05	50-37	.575	1
5.	Arthur W. Jones	1921-29	70-53	.569	4
6.	Jerry Tarkanian	1995-02	104-79* [153-80]	.568	1
7.	Justin Hutson	2018-present	55-42	.567	0
8.	Ed Gregory	1965-77	172-142	.548	1
9.	Rodney Terry	2011-18	126-108	.539	1
10.	Gary Colson	1990-95	76-73	.510	0
11.	J. Flint Hanner	1929-32, 44-45	27-26	.509	0
12.	Pix Pierson	1942-43	6-6-1	.500	0
	Leo A. Harris	1932-33	7-7	.500	0
14.	Steve Cleveland	2005-11	92-98	.484	0
15.	Hal Beatty	1939-42, 45-47	49-57	.462	0
16.	Clark Van Galder	1953-54	12-16	.429	0
17.	Stan Borleske	1934-39	43-61	.414	0
18.	Ron Adams	1986-90	43-72	.373	0
19.	Dutch Warmerdam	1947-53	55-107	.340	0

COACHING RECORDS BY SEASON

* Indicates several results vacated due to use of an ineligible player

Year	Coach	Overall	Conference	Finish
1921-22	Arthur W. Jones	6-5	-	-
1922-23	Arthur W. Jones	14-7	-	-
1923-24	Arthur W. Jones	7-6	-	-
1924-25	Arthur W. Jones	12-7	-	-
1925-26	Arthur W. Jones	11-3	-	-
1926-27	Arthur W. Jones	12-8	-	-
1927-28	Arthur W. Jones	6-11	-	-
1928-29	Arthur W. Jones	12-6	-	-
1929-30	J. Flint Hanner	11-5	-	-
1930-31	J. Flint Hanner	8-6	-	-
1931-32	J. Flint Hanner	6-9	-	-
1932-33	Leo A. Harris	7-7	-	-
1933-34	No Coach	0-2	-	-
1934-35	Stan Borleske	12-8	-	-
1935-36	Stan Borleske	10-17	-	-
1936-37	Stan Borleske	4-13	-	-
1937-38	Stan Borleske	11-10	-	-
1938-39	Stan Borleske	6-13	-	-
1939-40	Hal Beatty	8-11	-	-
1940-41	Hal Beatty	9-14	-	-
1941-42	Hal Beatty	11-9	-	-
1942-43	Pix Pierson	6-6-1	-	-
1943-44	No Team	- -	-	-
1944-45	J. Flint Hanner	2-6	-	-
1945-46	Hal Beatty	10-13	-	-
1946-47	Hal Beatty	11-10	-	-
1947-48	Dutch Warmerdam	10-16	-	-
1948-49	Dutch Warmerdam	14-16	-	-
1949-50	Dutch Warmerdam	7-19	-	-

Year	Coach	Overall	Conference	Finish
1950-51	Dutch Warmerdam	5-19	-	-
1951-52	Dutch Warmerdam	9-18	-	-
1952-53	Dutch Warmerdam	10-19	-	-
1953-54	Clark Van Galder	13-16	-	-
1954-55	Bill Vandenburg	11-13	-	-
1955-56	Bill Vandenburg	8-17	-	-
1956-57	Bill Vandenburg	16-10	-	-
1957-58	Bill Vandenburg	19-8	-	-
1958-59	Bill Vandenburg	17-5	-	-
1959-60	Bill Vandenburg	18-10	-	-
1960-61	Harry Miller	14-12	-	-
1961-62	Harry Miller	19-7	10-2	1st
1962-63	Harry Miller	21-8	9-3	1st
1963-64	Harry Miller	21-5	10-0	1st
1964-65	Harry Miller	20-7	8-2	1st
1965-66	Ed Gregory	21-8	9-1	1st
1966-67	Ed Gregory	17-9	8-2	2nd
1967-68	Ed Gregory	18-8	9-5	T2nd
1968-69	Ed Gregory	17-8	6-5	2nd
1969-70	Ed Gregory	14-12	5-5	4th
1970-71	Ed Gregory	15-11	4-6	4th
1971-72	Ed Gregory	9-17	2-10	7th
1972-73	Ed Gregory	10-16	1-11	7th
1973-74	Ed Gregory	16-9	5-7	4th
1974-75	Ed Gregory	16-10	5-5	3rd
1975-76	Ed Gregory	12-14	4-6	T5th
1976-77	Ed Gregory	7-20	1-11	7th
1977-78	Boyd Grant	21-6	11-3	T-1st
1978-79	Boyd Grant	16-12	9-5	T-2nd
1979-80	Boyd Grant	17-7	8-4	3rd
1980-81	Boyd Grant	25-4	12-2	1st
1981-82	Boyd Grant	27-3	13-1	1st
1982-83	Boyd Grant	25-10	9-7	4th
1983-84	Boyd Grant	25-8	13-5	3rd
1984-85	Boyd Grant	23-9	15-3	2nd
1985-86	Boyd Grant	15-15	8-10	T-6th
1986-87	Ron Adams	9-20	4-14	10th
1987-88	Ron Adams	9-19	6-12	9th
1988-89	Ron Adams	15-14	9-9	7th
1989-90	Ron Adams	10-19	4-14	9th
1990-91	Gary Colson	14-16	7-11	T-6th
1991-92	Gary Colson	15-16	6-12	8th
1992-93	Gary Colson	13-15	8-10	6th
1993-94	Gary Colson	21-11	13-5	2nd
1994-95	Gary Colson	13-15	7-11	T-7th
1995-96	Jerry Tarkanian	22-11	13-5	3rd
1996-97	Jerry Tarkanian	20-12	12-4	T-1st
1997-98	Jerry Tarkanian	21-13	10-4	2nd (Pacific)
1998-99*	Jerry Tarkanian	1-12* [21-12]	1-5* [9-5]	-
1999-00*	Jerry Tarkanian	12-9* [24-10]	2-3* [11-3]	-
2000-01*	Jerry Tarkanian	9-7* [26-7]	7-3* [13-3]	-
2001-02	Jerry Tarkanian	19-15	9-9	6th
2002-03	Ray Lopes	20-8	13-5	1st
2003-04	Ray Lopes	14-15	10-8	6th
2004-05	Ray Lopes	16-14	9-9	4th
2005-06	Steve Cleveland	15-13	8-8	6th
2006-07	Steve Cleveland	22-10	10-6	3rd
2007-08	Steve Cleveland	13-19	5-11	T-6th
2008-09	Steve Cleveland	13-21	3-13	9th
2009-10	Steve Cleveland	15-18	7-9	5th
2010-11	Steve Cleveland	14-17	6-10	8th
2011-12	Rodney Terry	13-20	3-11	7th
2012-13	Rodney Terry	11-19	5-11	7th
2013-14	Rodney Terry	21-18	9-9	T-5th
2014-15	Rodney Terry	15-17	10-8	6th
2015-16	Rodney Terry	25-10	13-5	2nd
2016-17	Rodney Terry	20-13	11-7	4th
2017-18	Rodney Terry	21-11	11-7	T-4th
2018-19	Justin Hutson	23-9	13-5	3rd
2019-20	Justin Hutson	11-19	7-11	T-7th
2020-21	Justin Hutson	12-12	9-11	6th
2021-22	Justin Hutson	9-2	0-0	--



TEAM & INDIVIDUAL RECORDS

TEAM RECORDS

Note: Only modern era (1949-50 to present)

GAME

Points	133, vs. Tahoe College (W, 133-108), 1969-70
Fewest Points	31 vs. Creighton (L, 55-31), 1949-50
Most Points Allowed	120, vs. Oral Roberts (L, 76-120), 1971-72
Fewest Points Allowed	26, vs. UC Santa Barbara (W, 46-26), 1980-81
Highest Combined Score	241, vs. Tahoe College (W, 133-108), 1969-70
Biggest Winning Margin	61, vs. UC Merced (W, 104-43), 12/28/13
Rebounds	87, vs. Sacramento State, 1966-67
Fewest Rebounds	14, vs. Idaho, 1982-83
Assists	36, 2x, last vs. Cornell, 1999-00
Fewest Turnovers	3, 3x, last at Utah State, 2/22/14
Fouls	35, 2x, last at Wyoming, 2/8/17
Fewest Fouls	8, 2x, last vs. Air Force, 2/19/20
FGs Made	49, 2x, last vs. Cal Poly, 1998-99
FGs Att.	112, vs. Cal State Northridge (2 ot), 1969-70 (made 42)
Best FG Pct.	.810 (34-42), vs. Portland State, 1977-78
3-pt. FGs Made	23 (38 attempts), vs. San Jose State, 3/9/19
3-pt. FGs Att.	44, vs. CS Northridge, 11/30/99
Best 3-pt. FG Pct. (Min. 10 Atts.)	.750 (9-12), vs. New Mexico, 1/13/18
FTs Made	37, 2x, last time vs. Tahoe College, 1968-69
FTs Att.	47, vs. Northeastern, 1996-97
Best FT Pct.	1.000, 5x, last at Boise State, 3/2/21
Steals	19, 3x, last vs. Sacramento State, 1998-99
Blocked Shots	15, 2x, last vs. Presbyterian College, 2007-08

SEASON

Points	2,835, 1996-97
Highest Scoring Offense	87.7, 1969-70
Lowest Scoring Defense	47.1, 1981-82
FGs Made	1,050, 1997-98
FGs Att.	2,345, 1997-98
Best FG Pct.	.526 (832-1,582), 1983-84
3-pt. FGs Made	342, 2018-19
3-pt. FGs Att.	897, 2018-19
Best 3-PT FG Pct.	.486 (34-70), 1984-85
FTs Made	651, 1952-53
FTs Att.	1,009, 1952-53
Best Free Throw Pct.	.742 (484-652), 1991-92
Rebounds	1,538, 1965-66
Fouls	764, 2015-16
Disqualifications	35, 1996-97
Assists	685, 1997-98
Steals	355, 1997-98
Blocked Shots	209, 2000-01
Games Played	39, 2013-14

MISCELLANEOUS RECORDS

Season Openers	74-26 (72-26*)
Home Openers	81-19 (79-19*)
Wins	27, 1981-82
Consecutive Wins	13, 1981
Losses	21, 2009
Consecutive Losses	11, 1949-50
Consecutive Home Wins (All-Time)	26 [1981 (6), 1982 (15), 1983 (5)]
Consecutive Home Wins (Save Mart Center)	10 [2006 (4), 2007 (6)]
Consecutive Road Wins	8, 1963
Consecutive Home Losses	5, 1956
Consecutive Road Losses	28 [1949 (7), 1950 (14), 1951 (7)]

* Note: Two years vacated due to use of ineligible student-athlete

INDIVIDUAL RECORDS

Note: Only modern era (1949-50 to present)

GAME

Points	45, Charles Bailey vs. North Texas (2 ot), 1973-74
Points (in Regulation)	43, Kevin Olekaibe vs. Seattle U, 2/23/12
FGs	18, 2x, last by Courtney Alexander vs. UAB, 12/11/99
Best FG Pct. (Min. 10 atts)	1.000 (10-10), 3x last by Melvin Ely, vs. San Jose State, 1/7/99
3-pt. FGs Made	10, New Williams, vs. San Jose State, 1/4/20
3-pt. FGs Att.	10, Braxton Huggins, vs. San Jose State, 3/9/19
Best 3-pt. Pct. (Min. 5 atts)	1.000 (6-6), 3x, last by Kevin Olekaibe, at Colorado State, 2/27/13
FTs Made	17, Deshon Taylor, at Wyoming, 2/8/17
FTs Att.	20, Jerry Pender vs. Long Beach State, 1970-71
Rebounds	35, Larry Abney vs. SMU, 2/17/00 (<i>NCAA Record</i>)
Assists	17, 2x, last by Tito Maddox vs. TCU, 1/10/01
Steals	11, Travis DeManby vs. Oklahoma State, 2/10/02
Blocked Shots	11, Mustafa Al-Sayyad vs. Buffalo, 2/21/05

SEASON

Points	725, Marvelle Harris, 2015-16
Highest Scoring Average	24.8, Courtney Alexander, 1999-00
FGs Made	264, Courtney Alexander, 1998-99
FGs Att.	589, Marvelle Harris, 2015-16
Best Field Goal Pct.	.623 (152-244), Darnell McCulloch, 1994-95
3-pt. FGs Made	120, Dominick Young, 1995-96
3-pt. FGs Att.	330, Dominick Young, 1996-97
Best 3-pt. FG Pct.	.500 (64-128), Brian Santiago, 1993-94
FTs Made	200, Deshon Taylor, 2017-18
FTs Att.	248, Jerry Pender, 1970-71
Best FT Pct.	.909 (120-132), Paul George, 2009-10
Rebounds	452, Lonnie Hughey, 1965-66
Highest Rebound Average	15.6, Lonnie Hughey, 1965-66
Assists	240, Rafer Alston, 1997-98
Steals	81, Dominick Young, 1994-95
Consecutive Double Figure Games	57, Courtney Alexander, 1998-99 and 1999-00 (every game in his career)
Blocked Shots	114, Dominic McGuire, 2006-07
Fouls	122, Bruce Henning, 1974-75
Disqualifications	9, 2x, last by Tod Bernard, 1990-91
Consecutive FTs Made	28, Rod Higgins, 1980-81, 1981-82
Consecutive FG Made	13, Wil Hooker, 1990-91

CAREER

Points	2,031, Marvelle Harris, 2013-16
Highest Scoring Avg.	22.6, Courtney Alexander, 1998-00
FGs Made	789, Melvin Ely, 1999-02
FGs Att.	1,595, Marvelle Harris, 2013-16
Best FG Pct.	.591, Darnell McCulloch (364-616), 1995-97
3-pt. FGs Made	279, Dominick Young, 1995-97
3-pt. FGs Att.	798, Dominick Young, 1995-97
Best 3-pt. FG Pct.	.448 (99-221), Brian Santiago, 1993-94
FTs Made	506, Marvelle Harris, 2013-16
FTs Att.	678, Marvelle Harris, 2013-16
Best FT Pct.	.836 (327-391) Wil Hooker, 1989-92
Rebounds	1,080, Gary Alcorn, 1957-59
Highest Rebound Avg.	15.0, Lonnie Hughey, 1965-66
Assists	599, Kevin Bell, 2004-08
Steals	227, Dominick Young, 1995-97
Blocked Shots	362, Melvin Ely, 1999-02
Fouls	384, Pat Riddlesprigger, 1989-92
Disqualifications	20, Tod Bernard, 1989-92
	20, Pat Riddlesprigger, 1989-92



INDIVIDUAL CAREER RECORDS



Points				
Name	Years	GP	Pts	
1. Marvelle Harris	2013-16	136	2,031	
2. Melvin Ely	1999-02	124	1,951	
3. Wil Hooker	1989-92	119	1,739	
4. Terrance Roberson	1996-00	128	1,690	
5. Carl Ray Harris	1991-94	93	1,584	
6. Lucius Davis	1968-70	77	1,511	
7. Deshon Taylor	2017-19	93	1,482	
8. Maurice Talbot	1963-65	76	1,480	
Jervis Cole	1986-89	115	1,480	
10. Bernard Thompson	1981-84	121	1,452	

Scoring Average (Min 2 years)				
Name	Years	GP	Pts	Avg
1. Courtney Alexander	1998-00	60	1,353	22.6
2. Jerry Pender	1971-72	51	1,142	22.4
3. Lonnie Hughey	1965-66	56	1,187	21.2
4. Lucius Davis	1968-70	77	1,511	19.6
5. Maurice Talbot	1963-65	76	1,480	19.5
6. Gary Alcorn	1957-59	78	1,401	18.0
7. Roy Jones	1973-76	79	1,407	17.8
8. Mike McFerson	1960-62	78	1,378	17.7
9. Carl Ray Harris	1991-94	93	1,584	17.0
10. Quinton Hosley	2005-07	60	967	16.1

Field Goals Made			
Name	Years	GP	FG
1. Melvin Ely	1999-02	124	789
2. Marvelle Harris	2013-16	136	667
3. Roy Jones	1973-76	79	633
4. Carl Ray Harris	1991-94	93	607
5. Terrance Roberson	1996-00	128	598
6. Jervis Cole	1986-89	115	586
7. Mike McFerson	1960-62	78	580
8. Lucius Davis	1968-70	77	577
9. Wil Hooker	1989-92	119	575
10. Gary Alcorn	1957-59	78	566

Field Goal Attempts			
Name	Years	GP	FGA
1. Marvelle Harris	2013-16	136	1,595
2. Gary Alcorn	1957-59	78	1,428
3. Terrance Roberson	1996-00	128	1,369
4. Melvin Ely	1999-02	124	1,367
5. Roy Jones	1973-76	79	1,362
Wil Hooker	1989-92	119	1,362
7. Mike McFerson	1960-62	78	1,315
8. Jervis Cole	1986-89	115	1,257
9. Tod Bernard	1990-92	89	1,219
10. Carl Ray Harris	1991-94	93	1,186

Field Goal Pct. (Min 2 yrs, 3.5 FG/team game)				
Name	Years	GP	FG-FGA	Pct
1. Bryson Williams	2017-18	65	297-496	.598
2. Damell McCulloch	1995-97	93	364-616	.591
3. Brian Salone	1985-86	62	221-382	.579
4. Melvin Ely	1999-02	124	789-1367	.577
5. Bernard Thompson	1981-84	121	537-931	.577
6. Greg Smith	2009-11	64	287-499	.575
7. Mustafa Al-Sayyad	2000-05	129	292-510	.572
8. Ron Anderson	1983-84	68	483-863	.560
9. Dan Pagliotti	1979-80	52	221-413	.535
10. Rod Higgins	1979-82	104	554-1,042	.532

3-Point Field Goals Made			
Name	Years	GP	3FG
1. Dominick Young	1995-97	89	279
2. Terrance Roberson	1996-00	128	271
3. Wil Hooker	1989-92	119	262
4. Demetrius Porter	1998-01	132	223
5. Ja'Vance Coleman	2004-07	79	211
6. Kevin Olekaibe	2011-13	92	198
7. Damon Jackson	2000-03	87	195
8. Marvelle Harris	2013-16	136	191
9. Paul Watson	2014-17	135	181
10. Jahmel Taylor	2016-18	84	177

3-Point Field Goal Attempts			
Name	Years	GP	FGA
1. Dominick Young	1995-97	89	798
2. Terrance Roberson	1996-00	128	733
3. Wil Hooker	1989-92	119	677
4. Ja'Vance Coleman	2004-07	79	625
5. Kevin Olekaibe	2011-13	92	591
6. Marvelle Harris	2013-16	136	568
7. Demetrius Porter	1998-01	132	554
8. Damon Jackson	2000-03	87	538
9. Paul Watson	2014-17	135	500
10. Travis DeManby	1999-03	126	467

3-Point Field Goal Pct. (Min 2 yrs, 1.0 FG/team game)				
Name	Years	GP	FG-FGA	Pct
1. Brian Santiago	1993-94	55	99-221	.448
2. Jahmel Taylor	2016-18	84	177-408	.433
3. Demetrius Porter	1998-01	132	223-554	.403
4. Andre Sims	1988-89	35	61-152	.401
5. Davon Satterwhite	1992-95	113	153-384	.398
6. Deshon Taylor	2017-19	93	176-444	.396
Paul George	2009-10	63	122-308	.396
8. Wil Hooker	1989-92	119	262-677	.387
9. Tod Bernard	1990-92	89	130-342	.380
10. Kendrick Brooks	1995-97	65	142-379	.375

Free Throws Made			
Name	Years	GP	FT
1. Marvelle Harris	2013-16	136	506
2. Deshon Taylor	2017-19	93	476
3. Maurice Talbot	1963-65	76	418
4. Tony Burr	1962-64	70	385
5. Bernard Thompson	1981-84	121	378
6. Lucius Davis	1968-70	77	357
7. Melvin Ely	1999-02	124	335
8. Marvelle Harris	2013-p	101	327
Wil Hooker	1989-92	119	327
10. Al Brown	1958-60	79	301

Free Throw Attempts			
Name	Years	GP	FTA
1. Marvelle Harris	2013-16	136	678
2. Deshon Taylor	2017-19	93	572
3. Maurice Talbot	1963-65	76	570
4. Tony Burr	1962-64	70	513
5. Melvin Ely	1999-02	124	511
6. Bernard Thompson	1981-84	121	501
7. Lucius Davis	1968-70	77	475
8. Jerry Pender	1971-72	51	472
9. Gary Alcorn	1957-59	78	442
10. Al Brown	1958-60	79	434

Free Throw Pct. (Min 2 yrs, 2.0/team game)				
Name	Years	GP	FT-FTA	Pct
1. Wil Hooker	1989-92	119	327-391	.836
2. Deshon Taylor	2017-19	93	476-572	.832
3. Brian Santiago	1993-94	55	133-163	.816
4. Cezar Guerrero	2014-16	89	204-251	.813
5. John Bocko	1964-65	52	189-233	.811
6. Rod Higgins	1979-82	104	294-365	.805
7. Paul George	2009-10	63	212-264	.803
8. Ron Anderson	1983-84	68	186-232	.802
9. Kevin Olekaibe	2011-13	92	201-253	.794
10. Ja'Vance Coleman	2004-07	79	265-342	.774

Rebounds			
Name	Years	GP	Reb
1. Gary Alcorn	1957-59	78	1,080
2. Melvin Ely	1999-02	124	924
3. Maurice Talbot	1963-65	76	865
4. Lonnie Hughey	1965-66	56	842
5. Larry Abney	1998-00	101	771
6. Nate Grimes	2017-20	100	742
7. Larry Henriksen	1969-71	75	718
8. Len Brown	1956-58	76	706
9. Lee Mayberry	1992-94	88	704
10. Art Williams	1978-80	78	684

Rebound Average				
Name	Years	GP	Reb	Avg
1. Lonnie Hughey	1965-66	56	842	15.0
2. Gary Alcorn	1957-59	78	1,080	13.8
3. Maurice Talbot	1963-65	76	865	11.4
4. Tremaine Fowlkes	1997-98	32	359	11.2
5. Dominic McGuire	2006-07	32	314	9.8
6. Larry Henriksen	1969-71	75	718	9.6
7. Len Brown	1957-58	76	706	9.3
8. Quinton Hosley	2005-07	60	541	9.0
9. Art Williams	1978-80	78	684	8.8
10. Ron Neff	1962-63	52	455	8.8

Assists			
Name	Years	GP	Asts
1. Kevin Bell	2004-08	116	599
2. Dominick Young	1995-97	89	598
3. Chris Herren	1996-99	86	465
4. Demetrius Porter	1998-01	132	448
5. Mitch Arnold	1982-85	117	420
6. Marvelle Harris	2013-16	136	396
7. Brian Santiago	1993-94	55	354
8. Wil Hooker	1989-92	119	344
9. Leo Walker	1986-88	85	319
10. Doug Streeter	1977-78	54	309

Steals			
Name	Years	GP	Stls
1. Dominick Young	1995-97	89	227
2. Marvelle Harris	2013-16	136	207
3. Demetrius Porter	1998-01	132	197
4. Wil Hooker	1989-92	119	182
5. Terrance Roberson	1996-00	128	172
6. Mike Mitchell	1986-88	81	167
7. Bernard Thompson	1981-84	121	151
8. Donald Mason	1979-82	109	148
Travis DeManby	1999-03	98	148
10. Jervis Cole	1986-89	115	145

Blocks (min. 2 years)			
Name	Years	GP	Blks
1. Melvin Ely	1999-02	124	362
2. Karachi Edo	2014-17	120	148
3. Mustafa Al-Sayyad	2001-02, '04-05	129	140
4. Derrick Barden	1986-89	113	132
5. Nate Grimes	2017-20	100	129
6. Rashaan Smith	1996-97	64	127
7. Lee Mayberry	1992-94	88	125
8. Noel Felix	2000-03	128	110
9. Sylvester Seay	2009-10	67	94
10. Scott Barnes	1984-85	64	92



INDIVIDUAL SEASON RECORDS

Points

Name	Year	GP	Pts
1. Marvelle Harris	2016	35	725
2. Carl Ray Harris	1994	32	694
3. Courtney Alexander	1999	32	684
4. Melvin Ely	2002	28	653
5. Courtney Alexander	2000	27	669
6. Kendrick Brooks	1996	33	640
7. Lonnie Hughey	1965	27	625
8. Lucius Davis	1970	26	597
9. Kevin Olekaibe	2012	33	588
Jerry Pender	1971	26	588

Scoring Average

Name	Year	GP	Pts	Avg
1. Courtney Alexander	2000	27	669	24.8
2. Melvin Ely	2002	28	653	23.3
3. Lonnie Hughey	1965	27	625	23.2
4. Charles Bailey	1974	25	575	23.0
5. Lucius Davis	1970	26	597	22.9
6. Jerry Pender	1971	26	588	22.6
7. Maurice Talbot	1964	25	555	22.2
Jerry Pender	1972	25	554	22.2
9. Maurice Talbot	1965	23	500	21.8
10. Carl Ray Harris	1994	32	694	21.7

Field Goals

Name	Year	G	FG
1. Courtney Alexander	1999	32	264
2. Carl Ray Harris	1994	32	255
3. Courtney Alexander	2000	27	252
4. Ron Anderson	1984	33	249
Charles Bailey	1974	25	249
6. Melvin Ely	2002	28	246
7. Marvelle Harris	2016	35	240
8. Lonnie Hughey	1965	27	239
Roy Jones	1975	26	239
10. Lucius Davis	1970	26	234
Ron Anderson	1983	35	234

Field Goal Attempts

Name	Year	G	FGA
1. Marvelle Harris	2016	35	589
2. Courtney Alexander	2000	27	564
3. Courtney Alexander	1999	32	563
4. Carl Ray Harris	1994	32	525
5. Gary Alcorn	1957	26	522
6. Kevin Olekaibe	2012	33	508
7. Mike McFerson	1961	26	503
8. Roy Jones	1975	26	502
9. Jerry Pender	1971	26	481
10. Mike McFerson	1962	24	475

Field Goal Pct. (Min. 3.5 FG per team game)

Name	Year	G	FG-FGA	Pct
1. Darnell McCulloch	1995	28	152-244	.623
2. Melvin Ely	2000	31	180-297	.606
3. Nate Grimes	2019	31	154-257	.599
4. Bryson Williams	2018	32	192-322	.596
5. Bernard Thompson	1983	35	214-363	.590
6. Melvin Ely	2001	33	208-357	.583
7. Darnell McCulloch	1996	33	152-262	.580
8. Mustafa Al-Sayyad	2005	30	130-225	.578
9. Greg Smith	2010	33	148-257	.576
10. Bobby Davis	1981	29	121-212	.571



DESHON TAYLOR

3-Point Field Goals

Name	Year	G	3FG
1. Dominick Young	1996	29	120
2. Eddie Miller	2008	32	113
3. Dominick Young	1997	32	102
4. Braxton Huggins	2019	31	101
5. Kendrick Brooks	1996	33	96
6. Kevin Olekaibe	2012	33	92
7. Damon Jackson	2002	34	89
8. Terrance Roberson	2000	33	88
9. Eddie Miller	2007	32	87
Terrance Roberson	1998	34	87

3-Point Field Goal Attempts

Name	Year	G	3FGA
1. Dominick Young	1997	32	330
2. Dominick Young	1996	29	316
3. Kevin Olekaibe	2012	33	272
4. Braxton Huggins	2019	31	262
5. Damon Jackson	2002	34	251
6. Ja'Vance Coleman	2005	30	246
7. Kendrick Brooks	1996	33	243
8. Eddie Miller	2007	32	239
9. Damon Jackson	2003	28	225
10. Demetrius Porter	2001	33	222

3-Point Field Goal Pct. (Min. 1 per team game)

Name	Year	G	3FG-FGA	Pct.
1. Brian Santiago	1994	32	64-128	.500
2. Terrance Roberson	1997	28	34-69	.493
3. Sam Bittner	2018	32	39-81	.481
4. Jahmel Taylor	2017	33	81-181	.448
5. Paul George	2009	34	63-141	.447
6. Davon Satterwhite	1993	27	45-101	.446
7. Demetrius Porter	2000	33	85-193	.440
8. Sam Bittner	2019	32	42-97	.433
9. Tyler Johnson	2014	35	57-132	.432
10. Marcus West	2004	29	59-137	.431

Free Throws

Name	Year	G	FT
1. Deshon Taylor	2018	32	200
2. Marvelle Harris	2016	35	179
3. Tony Burr	1963	28	176
4. Jerry Pender	1972	25	166
5. Melvin Ely	2002	28	161
6. Tony Burr	1962	26	153
7. Maurice Talbot	1964	25	151
8. Marvelle Harris	2014	39	150
9. Lonnie Hughey	1965	27	147
10. Deshon Taylor	2017	33	145
Maurice Talbot	1963	28	145

Free Throw Attempts

Name	Year	G	FTA
1. Jerry Pender	1971	26	248
2. Deshon Taylor	2018	32	240
3. Marvelle Harris	2016	35	238
4. Tony Burr	1963	28	230
5. Lonnie Hughey	1965	27	227
6. Jerry Pender	1972	25	224
7. Melvin Ely	2002	28	219
8. Kendrick Brooks	1996	33	215
9. Maurice Talbot	1963	28	211
10. Maurice Talbot	1964	25	203

Free Throw Pct. (Min. 2.0 per team game)

Name	Year	G	FT-FTA	Pct.
1. Paul George	2010	29	120-132	.901
2. Wayne Kemp	1973	24	70-79	.886
3. Deshon Taylor	2017	33	145-165	.879
4. Cezar Guerrero	2014	39	112-128	.875
5. John Bocko	1965	27	70-81	.864
6. Brian Santiago	1994	32	79-92	.859
7. Wil Hooker	1992	31	108-126	.857
8. Rod Higgins	1981	29	92-108	.852
9. Terrance Roberson	2000	33	88-104	.846
10. Doug Streeter	1978	27	66-78	.846



PAUL GEORGE

Rebounds

Name	Year	G	Reb
1. Lonnie Hughey	1966	29	452
2. Larry Abney	2000	34	402
3. Lonnie Hughey	1965	27	390
4. Gary Alcorn	1959	26	368
5. Tremaine Fowlkes	1998	32	359
6. Gary Alcorn	1957	26	358
7. Gary Alcorn	1958	26	354
8. Lee Mayberry	1994	32	340
9. Maurice Talbot	1964	25	334
10. Dominic McGuire	2007	32	314

Rebound Average

Name	Year	G	Reb	Avg
1. Lonnie Hughey	1966	29	452	15.6
2. Lonnie Hughey	1965	27	390	14.4
3. Gary Alcorn	1959	26	368	14.2
4. Gary Alcorn	1957	26	358	13.8
5. Gary Alcorn	1958	27	354	13.6
6. Maurice Talbot	1964	25	334	13.4
7. Larry Abney	2000	34	402	11.8
8. Larry Henricksen	1970	26	303	11.7
9. Tremaine Fowlkes	1998	32	359	11.2
10. Maurice Talbot	1965	23	256	11.1

Assists

Name	Year	G	Asts
1. Rafer Alston	1998	33	240
2. Brian Santiago	1994	32	223
3. Dominick Young	1997	32	211
4. Dave Barnett	1991	30	208
5. Tito Maddox	2001	25	200
Demetrius Porter	2000	33	200
7. Dominick Young	1995	28	197
8. Dominick Young	1996	29	190
9. Kevin Bell	2008	32	187
10. Chris Herren	1999	25	181

Steals

Name	Year	G	Stls
1. Dominick Young	1995	28	81
2. Marvelle Harris	2016	35	76
3. Dominick Young	1996	29	74
4. Dominick Young	1997	32	72
5. Jaron Hopkins	2017	33	71
6. Rafer Alston	1998	33	70
7. Bijou Baly	1990	29	68
8. Dave Barnett	1991	30	66
9. Marvelle Harris	2015	32	65
Mike Mitchell	1987	29	65

Blocks

Name	Year	G	Blks
1. Dominic McGuire	2007	32	114
2. Melvin Ely	2000	31	92
3. Melvin Ely	1999	32	91
4. Melvin Ely	2001	33	90
5. Melvin Ely	2002	28	89
6. Avondre Jones	1998	24	75
7. Rahsaan Smith	1996	33	71
8. Mustafa Al-Sayyad	2005	30	70
9. Dimitri Lambrecht	1991	30	59
10. Sylvester Seay	2009	34	58



SAVE MART CENTER RECORDS

TEAM - SINGLE GAME

Note: Team listed first is credited with the record.


Points	121.....Fresno State vs. San Jose State (3/9/19)
Points in First Half	59.....Fresno State vs. San Jose State (3/9/19)
Points in Second Half	62.....Fresno State vs. San Jose State (3/9/19)
Fewest Points in a Game	29.....Washington State vs. Fresno State (12/22/03)
Fewest Points in First Half	14.....San Diego vs. Fresno State (12/6/09)Louisiana Tech vs. Fresno State (1/22/09)Fresno Pacific vs. Fresno State (12/19/20)
Fewest Points in Second Half	13.....UC Merced vs. Fresno State (12/28/13)
Most Field Goals Attempted	89.....Fresno State vs. UNLV (2/6/16)
Most Field Goals Made	40.....Fresno State vs. UNLV (2/6/16)
Best Field Goal Percentage	65.3 (32-49).....Fresno State vs. New Mexico (1/13/18)
Most 3-Point Field Goals Attempted	42.....Fresno State vs. UNLV (12/4/19)
Most 3-Pointers Made	23.....Fresno State vs. San Jose State (3/9/19)
Best 3-Point Field Goal Pct. (Minimum 20 ATT)	60.5.....(23-38) Fresno State vs. San Jose State (3/9/19)
Most Free Throws Attempted	47.....Fresno State vs. CSU Bakersfield (11/30/13)
Most Free Throws Made	35.....Fresno State vs. San Jose State (1/16/16)
Best Free Throw Percentage (Minimum 20 ATT)	90.5.....(19-21) Fresno State vs. UC Irvine (12/11/21) 90.0.....(18-20) Fresno State vs. Utah State (2/20/16)
Most Rebounds	60.....UNLV vs. Fresno State (2/6/16) 60.....Fresno State vs. UC Merced (12/28/13)
Most Personal Fouls	32.....Boise State vs. Fresno State (1/14/17) 32.....Lamar vs. Fresno State (11/16/15)
Fewest Personal Fouls	8.....Fresno State vs. Air Force (2/19/20) 8.....Fresno State vs. Washington State (12/22/03)
Assists	28.....Utah State vs. Fresno State (1/07/06)
Largest Scoring Margin	61 (104-43).....Fresno State vs. UC Merced (12/28/13)
Fewest Field Goals Attempted	38.....UTEP vs. Fresno State (2/12/04)Fresno State vs. Old Dominion (3/26/14)
Fewest Field Goals Made	10.....Washington State vs. Fresno State (12/22/03)
Fewest Free Throws Attempted	2.....Cal State Monterey Bay vs. Fresno State (12/18/17)
Fewest Free Throws Made	1.....Cal State Monterey Bay vs. Fresno State (12/18/17)
Most Turnovers Committed	27.....San Diego Christian vs. Fresno State (12/6/12)
Most Blocked Shots	15.....Fresno State vs. San Diego (12/30/06)
Most Steals	18.....Fresno State vs. San Diego Christian (12/6/12)

INDIVIDUAL - SINGLE GAME

Points Scored	FS.....43, Kevin Olekaibe, vs. Seattle U (2/23/12) Opp.....35, Reid Shackelford, The Master's College (12/3/15)
Field Goals Attempted	FS.....27, Marvelle Harris, vs. UNLV (2/6/16) Opp.....23, Reid Shackelford, The Master's College (12/3/15)23, Solomon Forbes, Mississippi Valley State (12/4/04)
Field Goals Made	FS.....14, Bryson Williams, vs. Cal State Monterey Bay (12/18/17) Opp.....15, Nate Harris, Utah State (1/7/06)
Field Goal Percentage (Minimum 12 ATT)	FS......824 (14-17), Bryson Williams, vs. Cal State Monterey Bay (12/18/17) Opp......824 (14-17), Gary Wilkinson, Utah State (1/31/09)
3-Point Field Goals Attempted	FS.....18, New Williams, vs. San Jose State (1/4/20)18, Braxton Huggins, vs. San Jose State (3/9/19) Opp.....19, Reid Shackelford, The Master's College (12/3/15)
3-Point Field Goals Made	FS.....10, New Williams, New Williams, vs. San Jose State (1/4/20)10, Braxton Huggins, vs. San Jose State (3/9/19) Opp.....11, Reid Shackelford, The Master's College (12/3/15)
3-Point Field Goal Pct. (Minimum 10 ATT)	FS......625 (10-16), Braxton Huggins, vs. San Jose State (3/9/19) Opp......636 (7-11), Ajare Sanni, Pacific (11/28/18)
Free Throws Attempted	FS.....16, Quinton Hosley, vs. Utah State (1/07/06)16, Kevin Bell, vs. Liberty (11/10/07) Opp.....19, Donnie Tillman, UNLV (12/4/19)19, Cameron Bairstow, New Mexico (1/18/14)
Free Throws Made	FS.....14, Kevin Olekaibe, vs. Seattle U (2/23/12) Opp.....15, Chandler Hutchison, Boise State (1/9/18)
Free Throw Percentage (Minimum 12 ATT)	FS.....1.000 (14-14), Kevin Olekaibe, vs. Seattle U (2/23/12)1.000 (12-12), Marvelle Harris, vs. Lamar (11/16/15) Opp......833 (15-18), Chandler Hutchison, Boise State (1/9/18)
Rebounds	FS.....19, Nate Grimes, vs. New Mexico (2/2/19) Opp.....18, Paul Millsap, Louisiana Tech (1/28/06)
Assists	FS.....13, Kevin Bell, vs. Cal Poly (12/23/06) Opp.....12, David Pak, Utah State (1/07/06)
Blocked Shots	FS.....11, Mustafa Al-Sayyad vs. Buffalo (2/19/05) Opp.....8, A.J. West, Nevada (1/22/14)
Steals	FS.....9, Kevin Bell vs. Hawai'i (2/1/07) Opp.....5, Jared Quayle, Utah State (1/31/09)Justin Graham, San Jose State (1/10/09)Chris Gweth, Seattle University (11/25/08)Kyle Shiloh, Nevada (1/18/06)Timothy Latiker, Mississippi Valley St. (12/4/04)Guilherme Teichmann, Tulsa (2/16/05)Daniel Gilbert, Buffalo (2/19/05)
Triple Doubles	FS (1).....Dominic McGuire, vs. San Diego (12/30/06)14 points, 14 rebounds, 10 blocks Opp. (0).....N/A



SAVE MART CENTER



Since 2003, the Save Mart Center has served as the home of the Fresno State men's and women's basketball programs. The arena is also currently the home venue for the Bulldogs' volleyball programs and recognized around the nation as being one of the finest on-campus collegiate arenas. The Save Mart Center was named the No. 2 top collegiate venue by Pollstar in 2015, the leading trade publication for the concert and entertainment industry.

With its size, scope, unique architectural features and video, sound and telecom systems, the Save Mart Center serves as a major provider of entertainment and sporting events in the San Joaquin Valley. Seating capacity for the arena ranges from 15,000 to 18,000 seats, with 15,596 listed as the official number for basketball.

The Save Mart Center is a premier entertainment destination for headline events and tours. Designed by Sink Combs Dethlefs (Denver, Colo.), the Save Mart Center is approximately 450,000 square feet and contains 32 private suites, 1,000 Arena Builder seats (commonly referred to as "club seats"), a club level concourse, team locker rooms and athletics training facilities. The entire facility is approximately 48 acres and located off Shaw Avenue adjacent to Highway 168.


The total project value exceeded \$100 million and represented the largest privately funded project in the history of the California State University system. The Save Mart Center was financed through revenue from corporate sponsorships, private gifts, leasing of luxury suites, sale of Arena Builder and personal seat licenses, as well as revenue from advertising and signage agreements.

Next to the Save Mart Center is the West Complex, a \$17.6 million, two-story, 92,000-square-foot building which features the Student Recreation Center, the Lyles Center for Innovation and Entrepreneurship and the Leon and Pete Peters Educational Research Center.

The Save Mart Center has hosted four major collegiate sporting championships, which most recently came in March 2012 when Fresno State hosted an NCAA women's basketball championship regional for the second time. In March 2004, the facility served as the host site for the McCaffrey Western Athletic Conference Basketball Tournament. The following year, the Save Mart Center was the venue for the first and second rounds of the 2005 NCAA women's basketball championship. In 2007 and 2012, Fresno State was one of four schools that hosted the regional semifinals and championship games for the NCAA women's basketball tournament.

HIGHEST ATTENDED GAMES IN SAVE MART CENTER

<u>Date</u>	<u>Opponent</u>	<u>Result</u>	<u>Attendance</u>
Dec. 19, 2006	Stanford	L, 69-67	15,423
Dec. 19, 2003	USC	L, 65-62	14,859
Jan. 24, 2004	Tulsa	W, 68-61	14,806
March 1, 2014	San Diego State	L, 82-67	14,801
Nov. 16, 2013	Cal State Northridge	W, 80-64	14,770
Dec. 6, 2003	Princeton	L, 72-67	14,420
Dec. 5, 2003	Arkansas-Monticello	W, 68-55	14,309
Jan. 22, 2004	Rice	L, 65-63	14,226
March 6, 2004	Hawai'i	W, 69-60	14,222
Dec. 27, 2003	San Francisco	W, 52-43	14,217
Feb. 28, 2004	Nevada	L, 64-55	14,098



SAVE MART CENTER

First Game: Dec. 5, 2003
 vs. Arkansas-Monticello W, 68-55
Capacity: 15,596
All-Time Record: 202-90 (.692) • 18th Season
Highest Attended Game: 15,423
12,000+ Games 27

YEAR-BY-YEAR RESULTS

HEAD COACH: RAY LOPES

<u>Season</u>	<u>Record</u>	<u>Games</u>	<u>Avg.</u>	<u>Total</u>
2003-04	8-8	16	13,686	232,663
2004-05	10-6	16	11,836	189,368
Totals	18-14	32	13,189	422,031

HEAD COACH: STEVE CLEVELAND

<u>Season</u>	<u>Record</u>	<u>Games</u>	<u>Avg.</u>	<u>Total</u>
2005-06	12-2	14	10,407	145,699
2006-07	15-3	18	11,712	210,828
2007-08	11-6	17	10,520	178,844
2008-09	9-8	17	9,007	144,117
2009-10	12-5	17	7,767	132,045
2010-11	11-5	16	7,231	122,938
Totals	70-29	99	9,439	934,471

HEAD COACH: RODNEY TERRY

<u>Season</u>	<u>Record</u>	<u>Games</u>	<u>Avg.</u>	<u>Total</u>
2011-12	9-5	14	6,520	91,292
2012-13	6-8	14	7,042	98,592
2013-14	13-6	19	6,776	128,737
2014-15	11-3	14	6,190	86,666
2015-16	16-2	18	6,296	113,333
2016-17	13-2	15	6,586	98,790
2017-18	12-5	17	6,033	102,554
Totals	80-31	111	6,486	719,964

HEAD COACH: JUSTIN HUTSON

<u>Season</u>	<u>Record</u>	<u>Games</u>	<u>Avg.</u>	<u>Total</u>
2018-19	13-4	17	5,807	98,714
2019-20	7-7	14	5,719	80,066
2020-21	7-5	12	N/A	N/A
2021-22	7-0	7/16	3,643	25,502
Totals	34-16	50 [38]	5,362	203,742

ARENA HISTORY

<u>Seasons</u>	<u>Record</u>	<u>Games</u>	<u>Avg.</u>	<u>Total</u>
18th	202-90	292 [280]	8,074	2,260,667

DIRECTIONS TO SAVE MART CENTER

TRAVELING SOUTH:

Take Freeway 99 South and exit on Shaw Avenue. Make a right and head east on Shaw Avenue for eight miles. The Event Center will be located just east of Fresno State.

TRAVELING NORTH:

Take Freeway 99 North to Freeway 41 North. Exit on Shaw Avenue and make a right. Head East on Shaw for two miles. The Event Center will be located just west of Chestnut and Shaw Avenue.

TRAVELING NORTHEAST VIA STATE ROUTE 168:

Travelling NORTH--Take the Highway 41 exit from Freeway 99. Take the Highway 180 Exit east to the Highway 168 exit (Clovis). Exit at Shaw Avenue and turn left and proceed west on Shaw Avenue to the campus.

Travelling EAST: Take the Highway 180 exit (east) from Freeway 99. Continue to the Highway 168 exit (Clovis). Take the Shaw Avenue exit, turn left, and head west to the campus.

TRAVELING EAST (FROM CENTRAL COAST):

Take Freeway 41 North and exit on Shaw Avenue. Make a right and head East on Shaw for 2 miles. The Event Center will be located just west of Chestnut and Shaw Avenue.

FROM THE AIRPORT:

Go West on Clinton Way. Make a right on Cedar Avenue. Go North on Cedar Avenue until you get to Shaw Avenue. Make a right on Shaw Avenue. The Event Center will be located just east of Fresno State.



**'DOGS RECORD WHEN... HUTSON ERA
(SINCE START OF 2018-19 SEASON)**

Leading at Halftime	41-12
Tied at Halftime	5-0
Trailing at Halftime.....	9-30
Overtime Games.....	3-3
Leading with 5 Minutes to Play	47-13
Tied with 5 Minutes to Play	1-1
Trailing with 5 Minutes to Play	7-28
Games Decided by 1-5 Points.....	11-12
Games Decided by 6-9 Points.....	11-10
Games Decided by 10+ Points.....	33-20
Scoring 70 Points Before Opponent	35-2
Opponent Scores 70 Points First	3-27
If neither team scores 70 Points.....	17-13
Scoring 100+ Points	1-0
Scoring 90-99 Points.....	6-0
Scoring 80-89 Points.....	12-2
Scoring 70-79 Points	19-7
Scoring 60-69 Points.....	16-17
Scoring 50-59 Points.....	1-16
Scoring 40-49 Points.....	0-0
Scoring 39 or Fewer Points.....	0-0
Opp. Scoring 100+ Points.....	0-0
Opp. Scoring 90-99 Points.....	0-0
Opp. Scoring 80-89 Points.....	1-7
Opp. Scoring 70-79 Points.....	12-22
Opp. Scoring 60-69 Points.....	25-12
Opp. Scoring 50-59 Points.....	12-1
Opp. Scoring 40-49 Points.....	5-0
Opp. Scoring 39 or Fewer Points.....	1-0
50%-Plus FG Pct.....	16-0
45-49.99% FG Pct.....	14-7
40-44.99% FG Pct.....	14-15
Less than 40% FG Pct.....	11-20
Opp. 50%-Plus FG Pct.....	3-11
Opp. 45-49.99% FG Pct.....	6-13
Opp. 40-44.99% FG Pct.....	16-11
Opp. Less than 40% FG Pct.....	30-7
Better FG% than Opponent	45-9
Same FG% as Opponent.....	0-0
Opponent has better FG%	10-33
80%-Plus FT Pct.....	15-7
75-79% FT Pct.....	11-5
70-74% FT Pct.....	10-7
Less than 70% FT Pct.....	19-23
Better FT% than Opponent.....	31-14
Same FT% as Opponent.....	0-0
Opponent has better FT%.....	24-28
Better A-TO Ratio than Opponent.....	38-6
Same A-TO Ratio as Opponent.....	1-0
Opponent has better A-TO Ratio.....	16-36
Outrebound Opponent.....	38-18
Rebounds are Equal.....	3-2
Outrebounded by Opponent.....	14-22
Fewer Turnovers than Opponent.....	34-7
Turnovers are Equal.....	5-4
More Turnovers than Opponent.....	16-31
Bench Scores More than Opponent.....	30-19
Bench Scoring is Equal.....	3-3
Opponent Bench Scores More.....	22-20
7 Bulldogs in Double-Digit Scoring.....	0-0
6 Bulldogs in Double-Digit Scoring.....	1-0
5 Bulldogs in Double-Digit Scoring.....	5-0
4 Bulldogs in Double-Digit Scoring.....	19-6
3 Bulldogs in Double-Digit Scoring.....	18-16
2 Bulldogs in Double-Digit Scoring.....	12-16
1 Bulldog in Double-Digit Scoring.....	0-3
0 Bulldogs in Double-Digit Scoring.....	0-1
On Mondays	3-2
On Tuesdays.....	5-6
On Wednesdays.....	14-10
On Thursdays.....	4-4
On Fridays.....	4-3
On Saturdays.....	20-15
On Sundays.....	4-2
Biggest Deficit in Win.....	20 pts • 1H • 5:51 (vs. San Diego State, 1/22/19)
Largest Lead in Loss.....	20 pts • 1H • 9:42 (vs. UC Riverside, 12/28/19)

**'DOGS RECORD WHEN...
2021-22 SEASON**

Leading at Halftime	9-1
Tied at Halftime	0-0
Trailing at Halftime.....	0-1
Overtime Games.....	0-0
Leading with 5 Minutes to Play	9-1
Tied with 5 Minutes to Play	0-0
Trailing with 5 Minutes to Play	0-1
Games Decided by 1-5 Points.....	0-0
Games Decided by 6-9 Points.....	4-1
Games Decided by 10+ Points.....	5-1
Scoring 70 Points Before Opponent	3-0
Opponent Scores 70 Points First	0-1
If neither team scores 70 Points.....	5-1
Scoring 100+ Points	0-0
Scoring 90-99 Points.....	0-0
Scoring 80-89 Points.....	2-0
Scoring 70-79 Points	2-0
Scoring 60-69 Points.....	4-1
Scoring 50-59 Points.....	1-1
Scoring 40-49 Points.....	0-0
Scoring 39 or Fewer Points.....	0-0
Opp. Scoring 100+ Points.....	0-0
Opp. Scoring 90-99 Points.....	0-0
Opp. Scoring 80-89 Points.....	0-0
Opp. Scoring 70-79 Points.....	0-1
Opp. Scoring 60-69 Points.....	3-1
Opp. Scoring 50-59 Points.....	3-0
Opp. Scoring 40-49 Points.....	3-0
Opp. Scoring 39 or Fewer Points.....	0-0
50%-Plus FG Pct.....	3-0
45-49.99% FG Pct.....	2-0
40-44.99% FG Pct.....	2-2
Less than 40% FG Pct.....	2-0
Opp. 50%-Plus FG Pct.....	1-0
Opp. 45-49.99% FG Pct.....	0-2
Opp. 40-44.99% FG Pct.....	1-0
Opp. Less than 40% FG Pct.....	7-0
Better FG% than Opponent	7-0
Same FG% as Opponent.....	0-0
Opponent has better FG%	2-2
80%-Plus FT Pct.....	5-0
75-79% FT Pct.....	0-0
70-74% FT Pct.....	1-0
Less than 70% FT Pct.....	3-2
Better FT% than Opponent.....	6-0
Same FT% as Opponent.....	0-0
Opponent has better FT%.....	3-2
Better A-TO Ratio than Opponent.....	9-0
Same A-TO Ratio as Opponent.....	0-0
Opponent has better A-TO Ratio.....	0-2
Outrebound Opponent.....	7-1
Rebounds are Equal.....	0-0
Outrebounded by Opponent.....	2-1
Fewer Turnovers than Opponent.....	7-0
Turnovers are Equal.....	0-0
More Turnovers than Opponent.....	2-2
Bench Scores More than Opponent.....	8-1
Bench Scoring is Equal.....	1-0
Opponent Bench Scores More.....	0-1
7 Bulldogs in Double-Digit Scoring.....	0-0
6 Bulldogs in Double-Digit Scoring.....	0-0
5 Bulldogs in Double-Digit Scoring.....	0-0
4 Bulldogs in Double-Digit Scoring.....	4-0
3 Bulldogs in Double-Digit Scoring.....	1-0
2 Bulldogs in Double-Digit Scoring.....	4-2
1 Bulldog in Double-Digit Scoring.....	0-0
0 Bulldogs in Double-Digit Scoring.....	0-0
On Mondays	2-0
On Tuesdays.....	1-0
On Wednesdays.....	3-1
On Thursdays.....	0-0
On Fridays.....	2-0
On Saturdays.....	2-0
On Sundays.....	0-1
Biggest Deficit in Win.....	5 pts • 1H • 10:29 (Pepperdine, 11/22/21)
Largest Lead in Loss.....	10 pts • 2H • 13:13 (at San Francisco, 12/8/21)

CAREER STARTS (AT FS)

Name	Career	21-22
Orlando Robinson	65	11
Anthony Holland	39	11
Isaiah Hill	35	11
Junior Ballard	20	1
Deon Stroud	16	0
Jordan Campbell	13	11
Leo Colimerio	9	8
Jemarl Baker	2	2
Kyle Harding	2	0

CAREER GAMES PLAYED (AT FS)

Name	Career	21-22
Orlando Robinson	65	11
Anthony Holland	62	11
Jordan Campbell	42	11
Isaiah Hill	35	11
Braxton Meah	33	10
Deon Stroud	32	9
Kyle Harding	31	7
Junior Ballard	28	5
Leo Colimerio	27	11
Destin Whitaker	23	10
Donavan Yap	8	8
Jemarl Baker	3	3
Robert Vaiholo	2	2
Steven Vasquez	2	2

STATS BREAKDOWN (AT FS)**30+ POINT GAMES**

Name	Career	21-22
Orlando Robinson	1	0

25+ POINT GAMES

Name	Career	21-22
Orlando Robinson	3	1

20+ POINT GAMES

Name	Career	21-22
Orlando Robinson	12	4

10+ POINT GAMES

Name	Career	21-22
Orlando Robinson	46	10
Deon Stroud	20	3
Isaiah Hill	17	4
Jordan Campbell	9	6
Junior Ballard	9	1
Anthony Holland	7	3
Jemarl Baker	2	2
Destin Whitaker	1	1
Leo Colimerio	1	0
Braxton Meah	1	0

10+ REBOUND GAMES

Name	Career	21-22
Orlando Robinson	20	2
Anthony Holland	3	0
Leo Colimerio	1	1
Isaiah Hill	1	0

10+ ASSISTS GAMES

Name	Career	21-22
None		

DOUBLE-DOUBLES

Name	Career	21-22
Orlando Robinson	18	2
Anthony Holland	1	0



OVERTIME GAMES (ALL-TIME • DIVISION I ERA)

1970-71 (0)	None
1971-72 (0)	None
1972-73 (1)	W, 79-75 vs. Weber State
1973-74 (1)	W, 96-95 (2OT) at North Texas
1974-75 (0)	None
1975-76 (5)	L, 72-70 at Portland
	W, 72-70 vs. Boise State
	L, 92-86 vs. CSU Bakersfield
	L, 73-70 at Colorado
	W, 80-76 at San Jose State
1976-77 (0)	None
1977-78 (1)	L, 68-62 vs. Long Beach State (N) [3/2/78]
1978-79 (3)	L, 55-46 vs. Wisconsin-Parkside [12/4/78]
	W, 77-71 vs. Saint Mary's [12/16/78]
	W, 53-51 vs. San Jose State [1/11/79]
1979-80 (1)	W, 64-63 at UCSB [1/31/80]
1980-81 (0)	None
1981-82 (2)	L, 45-42 at Long Beach State [2/4/82]
	W, 55-49 at UC Irvine [2/6/82]
1982-83 (2)	W, 53-47 vs. San Jose State [3/11/83]
	L, 66-63 vs. UNLV (N) [3/12/83]
1983-84 (1)	W, 69-68 (2OT) at CSU Fullerton [2/9/84]
1984-85 (2)	L, 80-84 (2OT) at San Jose State [3/2/85]
	W, 79-76 (3OT) vs. Santa Clara (N) [3/14/85]
1985-86 (1)	W, 58-55 at Long Beach State [1/16/86]
1986-87 (3)	W, 62-56 vs. Cornell [11/28/86]
	L, 63-56 vs. Santa Clara (N) [12/13/86]
	W, 68-67 vs. Long Beach State [2/14/87]
1987-88 (2)	L, 64-57 at CSU Fullerton [1/30/88]
	L, 82-78 (2OT) at UC Irvine [2/18/88]
1988-89 (2)	W, 75-71 (3OT) at Pacific [2/4/89]
	W, 61-59 vs. UCSB [2/16/89]
1990-91 (2)	L, 94-92 at San Jose State [1/17/91]
	L, 100-98 at CSU Fullerton [2/9/91]
1991-92 (2)	W, 77-76 vs. Gonzaga [11/30/91]
	L, 86-85 vs. New Mexico State (N) [3/13/92]
1992-93 (0)	None
1993-94 (0)	None
1994-95 (0)	None
1995-96 (2)	W, 99-89 at San Diego State [2/8/96]
	L, 104-99 (3OT) at New Mexico (A*) [3/8/96]
1996-97 (0)	None
1997-98 (0)	None
1998-99 (1)	W (X), 86-82 vs. Georgia (N) [12/9/98]
1999-00 (4)	L, 103-99 at UAB [12/11/99]
	W, 69-63 at Pacific [12/18/99]
	W (X), 82-76 at San Jose State [2/3/00]
	W (X), 103-100 (2OT) vs. Hawai'i (H*) [3/10/00]
2000-01 (1)	L, 90-89 (2OT) at San Francisco [12/2/00]
2001-02 (1)	None
2002-03 (2)	W, 74-70 (2OT) at San Jose State [2/19/03]
	W, 107-99 (2OT) vs. Nevada [3/1/03]
2003-04 (3)	L, 70-62 vs. Creighton* [12/13/03]
	L, 80-75 (2OT) at Louisiana Tech [2/2/04]
	W, 75-74 (2OT) at SMU [2/7/04]
2004-05 (1)	W, 84-81 vs. Louisiana Tech (N) [3/10/05]
2005-06 (2)	W, 99-96 (2OT) vs. Utah State* [1/7/06]
	L, 68-66 vs. Louisiana Tech* [1/28/06]
2006-07 (2)	W, 82-77 at Montana State [12/9/06]
	W, 72-70 at Idaho [2/3/07]
2007-08 (3)	W, 85-80 vs. CSU Monterey Bay* [12/5/07]
	L, 90-89 vs. Boise State* [1/28/08]
	L, 79-74 at Idaho [2/14/08]
2008-09 (4)	W, 90-87 at Cal Poly [12/29/08]
	L, 71-68 vs. San Jose State* [1/10/09]
	L, 83-77 vs. Utah State* [1/31/09]
	L, 79-71 at New Mexico State [2/14/09]
2009-10 (0)	None
2010-11 (1)	W, 88-83 vs. New Mexico State* [2/3/11]
2011-12 (4)	L, 74-68 vs. Hawai'i* [1/12/12]
	L, 79-71 (2OT) at San Jose State [2/9/12]
	L, 79-76 (3OT) vs. Nevada* [2/25/12]
	L, 83-78 vs. New Mexico State* [2/3/12]

N = Game Played at neutral site

A* = WAC Tournament (Albuquerque, N.M.)

H* = WAC Tournament (Fresno, Calif. - Selland Arena)

* = Game Played at Save Mart Center (home arena since 2003)

Bold = Justin Hutson era (2018-present)*X: Indicates result vacated due to use of ineligible player*

-- Overtime Games (23) Since Joining the MW in 2012 --

2012-13 (2)	L, 55-51 at Wyoming [2/16/13]
	W, 69-64 at Nevada [2/19/13]
2013-14 (5)	W, 98-97 at UC Irvine [11/8/13]
	W, 96-86 vs. CSU Bakersfield* [11/30/13]
	W, 71-67 vs. Northern Arizona* [12/1/13]
	L, 96-86 (2OT) vs. Nevada* [1/22/14]
	L, 75-73 at UNLV [1/25/14]
2014-15 (1)	L, 70-65 (3OT) vs. Wyoming* [1/17/15]
2015-16 (3)	L, 73-67 at San Diego State [2/13/16]
	W, 111-104 (2OT) vs. UNLV* [1/19/16]
	L, 77-72 at Nevada [2/13/16]
2016-17 (3)	W, 78-76 at Drake [12/3/16]
	W, 70-68 at Pacific [12/7/16]
	L, 102-100 (4OT) at Wyoming [2/8/17]
2017-18 (3)	L, 81-79 at Utah State [1/3/18]
	W, 82-79 at Colorado State [1/6/18]
	L, 95-86 at New Mexico [3/3/18]
2018-19 (1)	W, 81-78 vs. Pacific* [11/28/18]
2019-20 (4)	L, 72-66 at San Diego [11/12/19]
	L, 81-80 (2OT) vs. UNLV* [12/4/19]
	L, 77-70 at Utah State [12/7/19]
	W, 84-78 at San Jose State [2/12/20]
2020-21 (1)	W, 64-62 vs. New Mexico* [1/28/21]

OVERALL RECORD IN OVERTIME GAMES (ALL-TIME) 52-50
OVERALL RECORD IN OVERTIME GAMES (DIVISION I ERA) 43-41

RECORD IN OVERTIME (AT SAVE MART CENTER) 8-11
RECORD IN OVERTIME (SINCE JOINING MW IN 2012) 11-12
RECORD IN OVERTIME (HOME GAMES • D-I ERA) 18-13
RECORD IN OVERTIME (ROAD GAMES • D-I ERA) 22-24
RECORD IN OVERTIME (NEUTRAL SITE GAMES • D-I ERA) 3-4
RECORD IN OVERTIME (MW GAMES) 5-11
RECORD IN OVERTIME (HUTSON ERA) 3-3

RECORD IN SINGLE OVERTIME GAMES (D-I ERA) 32-31
RECORD IN DOUBLE OVERTIME GAMES (D-I ERA) 9-6
RECORD IN TRIPLE OVERTIME GAMES (D-I ERA) 2-3
RECORD IN QUADRUPLE OVERTIME GAMES (D-I ERA) 0-1

DOUBLE/TRIPLE/QUADRUPLE OT

Double Overtime: 15 games (18 all-time) • Record: 9-6 (12-6 all-time)

Score	(Location • Arena)	Date/Season
UNLV 81, Fresno State 80	(Fresno, Calif. • SMC)	Dec. 4, 2019
Fresno State 111, UNLV 104	(Fresno, Calif. • SMC)	Feb. 6, 2016
Nevada 96, Fresno State 86	(Fresno, Calif. • SMC)	Jan. 22, 2014
San Jose State 79, Fresno State 71	(San Jose, Calif.)	Feb. 9, 2012
Fresno State 99, Utah State, 96	(Fresno, Calif. • SMC)	Jan. 7, 2006
Fresno State 75, SMU 74	(Dallas, Texas)	Feb. 7, 2004
Louisiana Tech 80, Fresno State 75	(Ruston, La.)	Feb. 5, 2004
Fresno State 107, Nevada 99	(Fresno, Calif. • SA)	March 1, 2003
Fresno State 74, San Jose State 70	(San Jose, Calif.)	Feb. 19, 2003
Fresno State 103, Hawai'i 100	(Fresno, Calif. • SA)	March 10, 2000
UC Irvine 82, Fresno State 78	(Irvine, Calif.)	Feb. 18, 1988
Fresno State 62, Cornell 56	(Fresno, Calif. • SA)	Nov. 28, 1986
San Jose State 84, Fresno State 80	(San Jose, Calif.)	March 2, 1985
Fresno State 69, CSU Fullerton 68	(Fullerton, Calif.)	Feb. 9, 1984
Fresno State 96, North Texas 95	(Denton, Texas)	1973-74
Fresno State 110, CSU Northridge 109	(Northridge, Calif.)	1969-70
Fresno State 45, Pacific 43	(Fresno, Calif.)	1928-29
Fresno State 37, Pacific 34	(Fresno, Calif.)	1925-26

Triple Overtime: 5 games (6 all-time) • Record: 2-3 (2-4 all-time)

Score	(Location • Arena)	Date/Season
Wyoming 70, Fresno State 65	(Fresno, Calif. • SMC)	Jan. 17, 2015
Nevada 79, Fresno State 76	(Fresno, Calif. • SMC)	Feb. 25, 2012
New Mexico 104, Fresno State 99	(Albuquerque, N.M.)	March 8, 1996
Fresno State 75, Pacific 71	(Stockton, Calif.)	Feb. 4, 1989
Fresno State 79, Santa Clara 76 (N)	(Los Angeles, Calif.)	March 14, 1985
Pacific 25, Fresno State 24	(Stockton, Calif.)	1922-23

Quadruple Overtime: 1 game • Overall Record: 0-1

Score	(Location • Arena)	Date
Wyoming 102, Fresno State 100	(Laramie, Wyo.)	Feb. 8, 2017

SMC = Save Mart Center

SA = Selland Arena

N = Game played at neutral site

Bold = Game played since joining Mountain West in 2012*Italics = Game played before Division I era started in the 1970-71 season*

LARGEST MARGINS OF VICTORY

--- Division I Era (1970-71 Season to Present) ---

Pts	(Score)	Opponent	Date/Season
61	(104-43)	vs. UC Merced	Dec. 28, 2013
52	(108-56)	vs. UTEP (X)	Jan. 25, 2001
47	(89-42)	vs. UC San Diego	Jan. 3, 1981
46	(112-66)	vs. Hawai'i-Hilo	Jan. 3, 1998
45	(92-47)	vs. CSU San Bernardino	Nov. 17, 2019
	(96-51)	vs. Morehead State	Dec. 22, 1979
43	(89-46)	vs. Pacific Union	Dec. 27, 2015
	(92-49)	vs. UC Davis	Dec. 1, 1983
42	(107-65)	vs. North Florida	Dec. 22, 1997
41	(83-42)	vs. Maryland-Eastern Shore	Nov. 17, 2004
40	(87-47)	vs. William Jessup	Nov. 25, 2020
	(121-81)	vs. San Jose State	March 9, 2019
	(93-53)	vs. Tennessee-Martin	Dec. 22, 2018
	(84-44)	vs. Liberty	Nov. 30, 1996
39	(91-52)	vs. Savannah State	Dec. 20, 2001
38	(93-55)	vs. Bristol	Nov. 17, 2014
	(91-53)	vs. Sacramento State	Dec. 29, 2002
	(104-66)	vs. Saint Mary's (X)	Nov. 17, 2000
	(76-38)	vs. UCSB	Feb. 5, 1981
37	(93-56)	vs. Cal State Monterey Bay	Dec. 18, 2017
	(110-73)	vs. Sacramento State (X)	Dec. 1, 1998
	(99-62)	vs. U.S. International	Dec. 9, 1988
36	(106-70)	at Long Beach State	Dec. 2, 2017
35	(83-48)	vs. Cal Poly	Dec. 17, 2021
	(84-49)	vs. San Diego Christian	Dec. 6, 2012
	(89-54)	vs. Idaho	Jan. 30, 2006
	(92-57)	vs. San Diego State (N)	March 5, 1998
	(127-92)	vs. Western State	Dec. 3, 1996
	(83-48)	vs. San Jose State	Feb. 4, 1984
	(83-48)	vs. TCU	Dec. 21, 1979
	(102-67)	vs. Northern Arizona	1970-71
34	(88-54)	vs. Holy Names University	Dec. 14, 2016
	(74-40)	vs. Pacific	Jan. 14, 1982
33	(86-53)	vs. Rice (X)	Jan. 27, 2000
	(89-56)	vs. CSU Northridge	Feb. 11, 1995
	(91-58)	vs. New Hampshire	Dec. 20, 1988
	(90-57)	vs. San Francisco State	1974-75
	(104-71)	at Portland State	1973-74
32	(74-42)	vs. Vanguard	Nov. 17, 2010
	(69-37)	vs. San Diego	Dec. 6, 2009
	(82-50)	vs. Air Force	Feb. 17, 1996
	(75-43)	at UC Davis	Dec. 23, 1981
	(102-70)	vs. Cal Poly	1971-72
31	(95-64)	vs. IUPUI	Dec. 20, 2019
	(96-65)	vs. UC Santa Cruz	Nov. 10, 2017
	(93-62)	vs. Saint Katherine College	Dec. 28, 2014
	(96-65)	vs. High Point	Jan. 7, 2000
	(75-44)	at Long Beach State	Jan. 13, 1983
	(79-48)	vs. Oklahoma City	Nov. 27, 1981
	(96-65)	vs. Portland State	Nov. 29, 1980
30	(85-55)	vs. Academy of Art	Nov. 30, 2011
	(82-52)	vs. Utah	Dec. 3, 2011
	(88-58)	vs. Cal Poly	Nov. 28, 1993
	(77-47)	vs. UCSB	Feb. 17, 1983

(N): Indicates game played at neutral site

(X): Indicates result later vacated due to use of ineligible player

Notes..... D-I Era (Hutson Era)

of wins by 30 or more points:.....54 (6)

of wins by 35 or more points:.....31 (5)

of wins by 40 or more points:.....14 (4)

BOLD = Justin Hutson era (2018-present)

DOUBLE-DIGIT WINS IN MW PLAY

--- Joined the Mountain West in July 2012 ---

Pts	(Score)	Opponent	Date
40	(121-81)	vs. San Jose State	March 9, 2019
26	(82-56)	vs. San Jose State	Feb. 8, 2014
22	(85-63)	vs. Nevada	Jan. 6, 2016
21	(86-65)	vs. Colorado State	Feb. 17, 2018
	(78-57)	vs. Colorado State	Jan. 18, 2017
20	(81-61)	vs. Wyoming	Jan. 4, 2021
	(73-53)	at San Jose State	Jan. 2, 2019
	(77-57)	at San Jose State	Feb. 14, 2018
	(76-56)	vs. Boise State	Feb. 26, 2014
18	(83-65)	at UNLV	Feb. 9, 2019
	(79-61)	vs. San Diego State	Feb. 6, 2018
	(80-62)	at Wyoming	Feb. 3, 2018
	(77-59)	vs. San Jose State	Feb. 15, 2017
	(81-63)	vs. San Jose State	Feb. 4, 2015
17	(68-51)	at Air Force	Feb. 5, 2014
15	(80-65)	vs. San Jose State	Jan. 10, 2021
	(79-64)	vs. San Jose State	Jan. 8, 2021
	(65-50)	at Wyoming	Jan. 18, 2020
	(79-64)	vs. San Jose State	Jan. 4, 2020
	(85-70)	vs. Wyoming	Jan. 4, 2017
	(56-41)	vs. Air Force	March 2, 2013
14	(87-73)	vs. Colorado State	March 2, 2016
13	(75-62)	at Wyoming	Jan. 30, 2019
	(77-64)	at UNLV	Feb. 21, 2018
	(72-59)	vs. UNLV	March 4, 2017
	(69-56)	at San Jose State	March 8, 2014
	(49-36)	vs. Wyoming	Jan. 16, 2013
12	(82-70)	vs. New Mexico	Feb. 2, 2019
	(71-59)	vs. Air Force	Dec. 30, 2017
11	(79-68)	at Air Force	Jan. 28, 2020
	(71-60)	vs. Wyoming	Feb. 27, 2019
	(78-67)	vs. Colorado State	Jan. 5, 2019
	(73-62)	at San Jose State	Jan. 14, 2015
10	(65-55)	vs. New Mexico	Jan. 30, 2021
	(63-53)	at Boise State	Jan. 19, 2019
	(71-61)	vs. New Mexico	Feb. 18, 2017
	(92-82)	at New Mexico	Feb. 27, 2016

Notes..... All-Time (Hutson Era)

of MW regular season wins by 10 or more points:.....37 (16)

of MW regular season wins by 15 or more points:.....21 (8)

of MW regular season wins by 20 or more points:.....9 (3)



THE LAST TIME

TEAM - SINGLE GAME

100 Points by a Team

FS 121, vs. San Jose State, 3/9/19
Opp 102, by Nevada, 1/31/18

35-Point Win

FS +35, vs. Cal Poly (83-48), 12/17/21
Opp +37, at Utah State (39-76), 3/1/10

Single Overtime Game

FS Win vs. New Mexico (64-62), 1/28/21
FS Loss at Utah State (77-70), 12/7/19

Double Overtime Game

FS Win vs. UNLV (111-104), 2/6/16
FS Loss vs. UNLV (81-80), 12/4/19

Triple Overtime Game

FS Win vs. Pacific (75-71), 2/4/89
FS Loss vs. Wyoming (65-70), 1/17/15

Quadruple Overtime Game

FS Win Has never happened
FS Loss at Wyoming (100-102), 2/8/17

Five Players Scoring in Double Digits

FS 5, New Mexico [MW Quarterfinals • Las Vegas, Nev.], 3/10/21
Opp 5, by Colorado State, 2/4/20

More than Five Scoring in Double Digits

FS 6, vs. California, 12/19/18
Opp 6, by Nevada, 1/31/18

55 Rebounds by a Team

FS 58, at San Jose State, 2/12/20
Opp 60, by Wyoming, 2/8/17

50 Rebounds by a Team

FS 51, vs. Fresno Pacific, 12/19/20
Opp 51, by UNLV, 12/4/19

+25 Rebound Margin by a Team

FS +28, vs. Cal State Monterey Bay, 12/18/17
Opp +25, by UTSA, 11/11/16

60 Points in a Half

FS 62, vs. San Jose State, 3/9/19
Opp 62, by Nevada, 3/10/17

Between 16-20 Points in a Half

FS 20 (1st half), vs. San Diego State, 2/18/21
Opp 19 (2nd half), by Cal Poly, 12/17/21

15 Points or Less in a Half

FS 13 (1st half), at UC Riverside, 11/14/12
Opp 13 (1st half), by San Jose State, 3/8/14

Less than 50 Points in a Game

FS 47, at San Diego State, 1/27/15
Opp 48, by Cal Poly, 12/17/21

Less than 40 Points in a Game

FS 39, at UC Riverside, 11/14/12
Opp 37, by Cal Poly, 12/14/19

15 or More Threes by a Team in a Game

FS 16, Air Force (MW First Round), 3/4/20
Opp 15, by Wyoming, 2/8/17

12 or More Steals in a Game

FS 13, vs. Air Force (MW Quarterfinals), 3/14/19
Opp 12, by CSU Bakersfield, 2/7/11

30 Turnovers in a Game

FS 30, vs. TCU, 2/15/01
Opp 30, by Norfolk State, 12/30/00

Fewer Than 5 Turnovers in a Game

FS 3, at Utah State, 2/22/14
Opp 4, by San Diego State, 1/15/14

Over 65 Percent Shooting in a Game

FS 65.3% (32-49), vs. New Mexico, 1/13/18
Opp 65.1% (28-43), by Utah State, 1/5/12

Over 60 Percent Shooting in a Game

FS 64.5% (40-62), vs. San Jose State, 3/9/19
Opp 61.0% (25-41), by San Diego State, 2/20/21

Under 25 Percent Shooting in a Game

FS 22.2% (12-54), at Utah State, 3/1/10
Opp 24.5% (12-49), by Cal Poly, 12/14/19

Team Won on a Buzzer-Beating Shot

FS by Mustafa Lawrence, vs. Winthrop, 11/10/19
Opp by Brandon Gibson (Louisiana Tech), 1/26/12

INDIVIDUAL - SINGLE GAME

40 Points by a Player

FS 40, Marvelle Harris, at Nevada, 1/10/15
Opp 41, Elijah Brown (New Mexico), 2/27/16

35 Points by a Player

FS 37, Deshon Taylor, vs. San Jose State, 3/9/19
Opp 41, Elijah Brown (New Mexico), 2/27/16

30 Points by a Player

FS 33, Orlando Robinson, vs. Wyoming, 1/4/21
Opp 33, AJ Walker (Air Force), 2/11/21

Two With 20 or More Points in Same Game

FS Williams (25)/Grimes (21) • at Air Force, 1/28/20
Opp Bouyea (27)/Massalski (20) • (San Francisco), 12/8/21

Three with 20 or More Points in Same Game

FS Taylor (37)/Huggins (34)/Blackwell (25) • vs. San Jose State, 3/9/19
Opp Muhammad (27)/Adams (25)/Anderson (20) • (UCLA), 12/22/12

Two With 30 or More Points in the Same Game

FS Taylor (37)/Huggins (34) • vs. San Jose State, 3/9/19
Opp Jones (44)/Johnson (31) • (TCU), 3/6/97

15 Field Goals Made by One Player

FS 15, Courtney Alexander, at San Diego State, 2/25/99
Opp 15, Nate Harris (Utah State), 1/7/06

7 Three-Pointers Made by One Player

FS 10, New Williams, vs. San Jose State, 1/4/20
Opp 7, Hunter Thompson (Wyoming), 1/2/21

15 Free Throws Made by One Player

FS 17 (17-for-18), Deshon Taylor, at Wyoming, 2/8/17
Opp 15 (15-for-18), Chandler Hutchison (Boise State), 1/9/18

20 Field Goals Attempts by One Player

FS 21, Niven Hart, vs. Colorado State, 2/4/20
Opp 20, Tyron Flowers (LIU), 11/12/21

15 Rebounds by a Player

FS 18, Orlando Robinson, vs. LIU, 11/12/21
Opp 16, Nico Carvacho (Colorado State), 2/4/20

20 Rebounds by a Player

FS 20, Greg Smith, vs. Nevada, 3/9/11
Opp 20, Hayden Dalton (Wyoming), 2/8/17

Two With 10 or More Rebounds in Same Game

FS Robinson (12) / Holland (10), New Mexico [MW Quarterfinals • Las Vegas], 3/10/21
Opp Bean (12) / Queta (11) • (Utah State), 3/6/21

10 Assists by a Player

FS 10, Deshon Taylor, vs. Air Force (MW Quarterfinals), 3/14/19
Opp 10, Jaquan Lyle (New Mexico), 1/7/20

ALL-TIME TRIPLE-DOUBLES

Date	Student-Athlete	Opponent (Result)	Statistics
Jan. 31, 1991	Dave Barnett	UC Irvine (W 88-75)	22 pts, 12 assts, 10 rebs
Feb. 14, 1991	Dave Barnett	Utah State (W 107-86)	19 pts, 11 assts, 10 rebs
Feb. 17, 1994	Brian Santiago	Utah (W 95-86)	25 pts, 11 assts, 10 reb
Dec. 30, 2006	Dominic McGuire	San Diego (W 68-65)	14 pts, 14 rebs, 10 blks
Mar. 14, 2007	Dominic McGuire	at Georgia (L 88-78)	15 pts, 11 rebs, 10 assts

40 POINT CLUB

Pts	Student-Athlete	Opponent, Date
45	Charles Bailey	North Texas, 1974 (20T)
43	Courtney Alexander	UAB, 1999 (OT)
	Kevin Olekaibe	Seattle U, Feb. 23, 2012
41	Gary Alcorn	Loyola Marymount, 1957
40	Marvelle Harris	Nevada, Jan. 10, 2015
	Courtney Alexander	San Jose State, 2000
	Ron Neff	Cal Poly Pomona, 1962
	Jerry Pender	San Jose State, 1971



FRESNO STATE • CAREER & SEASON HIGHS

0 • KYLE HARDING

Career Game Highs (at Fresno State)

Category	#	Opponent (Date)
Points	9	vs Jessup (11/25/20)
FG	3	3x, last vs New Mexico (1/30/21)
FGA	6	3x, last vs San Jose St (1/8/21)
3FG	1	8x, last vs San Diego St (2/18/21)
3FGA	6	vs San Jose St (1/8/21)
FT	2	vs Jessup (11/25/20)
FTA	3	3x, last vs FPU (11/9/21)
Rebounds	7	vs Jessup (11/25/20)
Assists	3	2x, last vs New Mexico (1/30/21)
Turnovers	3	2x, last vs San Diego St (2/20/21)
Blocks	1	3x, last Colorado St (3/11/21)
Steals	3	vs Jessup (11/25/20)
Minutes	23	at Boise St (1/20/21)

2021-22 Season Game Highs

Category	#	Opponent (Date)
Points	3	vs LIU (11/12/21)
FG	1	2x, last at California (11/28/21)
FGA	1	3x, last vs CSUN (12/4/21)
3FG	0	
3FGA	1	vs CSUN (12/4/21)
FT	1	vs LIU (11/12/21)
FTA	3	vs FPU (11/9/21)
Rebounds	2	vs Idaho (11/15/21)
Assists	2	at California (11/28/21)
Turnovers	1	at California (11/28/21)
Blocks	0	
Steals	2	vs FPU (11/9/21)
Minutes	12	at California (11/28/21)

5 • JORDAN CAMPBELL

Career Game Highs

Category	#	Opponent (Date)
Points	16	vs San Jose St (1/10/21)
FG	6	4x, last vs San Diego (12/1/21)
FGA	15	vs San Diego St (1/14/20)
3FG	3	vs LIU (11/12/21)
3FGA	6	vs LIU (11/12/21)
FT	6	Santa Clara (11/24/21)
FTA	6	3x, last Santa Clara (11/24/21)
Rebounds	9	vs San Jose St (1/10/21)
Assists	4	vs Cal Poly (12/17/21)
Turnovers	4	2x, last at Boise St (1/20/21)
Blocks	2	vs San Jose St (1/10/21)
Steals	2	3x, last at San Francisco (12/8/21)
Minutes	31	vs Fresno Pacific (11/9/21)

2021-22 Season Game Highs

Category	#	Opponent (Date)
Points	14	vs Fresno Pacific (11/9/21)
FG	6	3x, last vs San Diego (12/1/21)
FGA	11	vs San Diego (12/1/21)
3FG	3	vs LIU (11/12/21)
3FGA	6	vs LIU (11/12/21)
FT	6	Santa Clara (11/24/21)
FTA	6	Santa Clara (11/24/21)
Rebounds	4	3x, last vs Cal Poly (12/17/21)
Assists	4	vs Cal Poly (12/17/21)
Turnovers	3	vs Cal Poly (12/17/21)
Blocks	1	vs LIU (11/12/21)
Steals	2	at San Francisco (12/8/21)
Minutes	31	vs Fresno Pacific (11/9/21)

1 • JEMARL BAKER

2021-22 Season Game Highs

Category	#	Opponent (Date)
Points	18	vs UC Irvine (12/11/21)
FG	5	vs UC Irvine (12/11/21)
FGA	12	vs LIU (11/12/21)
3FG	2	2x, last vs Cal Poly (12/17/21)
3FGA	8	vs LIU (11/12/21)
FT	6	vs UC Irvine (12/11/21)
FTA	6	vs UC Irvine (12/11/21)
Rebounds	6	vs Idaho (11/15/21)
Assists	4	vs LIU (11/12/21)
Turnovers	7	vs LIU (11/12/21)
Blocks	1	vs 2x, last vs Cal Poly (12/17/21)
Minutes	33	vs LIU (11/12/21)

4 • JUNIOR BALLARD

Career Game Highs (at Fresno State)

Category	#	Opponent (Date)
Points	18	2x, last vs Cal Poly (12/17/21)
FG	6	vs Cal Poly (12/17/21)
FGA	13	vs New Mexico (1/28/21)
3FG	5	2x, last vs Cal Poly (12/17/21)
3FGA	9	2x, last Colorado St (3/11/21)
FT	6	at Air Force (2/11/21)
FTA	8	at Air Force (2/11/21)
Rebounds	8	at Colorado St (12/28/20)
Assists	3	at UNLV (2/26/21)
Turnovers	3	at Air Force (2/11/21)
Blocks	2	New Mexico (3/10/21)
Steals	2	2x, last vs Utah St (3/6/21)
Minutes	36	2x, last Colorado St (3/11/21)

2021-22 Season Game Highs

Category	#	Opponent (Date)
Points	18	vs Cal Poly (12/17/21)
FG	6	vs Cal Poly (12/17/21)
FGA	11	vs Cal Poly (12/17/21)
3FG	5	vs Cal Poly (12/17/21)
3FGA	7	vs Cal Poly (12/17/21)
FT	1	2x, last vs Cal Poly (12/17/21)
FTA	2	at San Francisco (12/8/21)
Rebounds	2	vs UC Irvine (12/11/21)
Assists	1	2x, last vs Cal Poly (12/17/21)
Turnovers	1	vs Cal Poly (12/17/21)
Blocks	0	
Steals	1	2x, last vs Cal Poly (12/17/21)
Minutes	26	vs Cal Poly (12/17/21)

11 • DONAVAN YAP

2021-22 Season Single-Game Highs

Category	#	Opponent (Date)
Points	7	vs Fresno Pacific (11/9/21)
FG	3	vs Fresno Pacific (11/9/21)
FGA	5	2x, last vs San Diego (12/1/21)
3FG	1	2x, last vs Cal Poly (12/17/21)
3FGA	2	vs LIU (11/12/21)
FT	1	Pepperdine (11/22/21)
FTA	2	2x, last Pepperdine (11/22/21)
Rebounds	3	vs Fresno Pacific (11/9/21)
Assists	1	vs San Diego (12/1/21)
Turnovers	3	vs Fresno Pacific (11/9/21)
Blocks	0	
Steals	1	vs Idaho (11/15/21)
Minutes	19	vs Fresno Pacific (11/9/21)

3 • ISAIAH HILL

Career Game Highs (at Fresno State)

Category	#	Opponent (Date)
Points	19	at UNLV (2/24/21)
FG	6	3x, last New Mexico (3/10/21)
FGA	11	5x, last New Mexico (3/10/21)
3FG	3	4x, last New Mexico (3/10/21)
3FGA	8	vs New Mexico (1/28/21)
FT	11	Pepperdine (11/22/21)
FTA	16	Pepperdine (11/22/21)
Rebounds	10	at Boise St (3/2/21)
Assists	7	at UNLV (2/24/21)
Turnovers	7	New Mexico (3/10/21)
Blocks	2	Colorado St (3/11/21)
Steals	3	3x, last Pepperdine (11/22/21)
Minutes	40	(all but :11) at UNLV (2/24/21)

2021-22 Season Game Highs

Category	#	Opponent (Date)
Points	19	Pepperdine (11/22/21)
FG	5	vs LIU (11/12/21)
FGA	13	at California (11/28/21)
3FG	2	4x, last vs CSUN (12/4/21)
3FGA	6	2x, last vs CSUN (12/4/21)
FT	11	Pepperdine (11/22/21)
FTA	16	Pepperdine (11/22/21)
Rebounds	6	vs Idaho (11/15/21)
Assists	5	2x, last vs Idaho (11/15/21)
Turnovers	5	2x, last at California (11/28/21)
Blocks	1	vs Idaho (11/15/21)
Steals	3	Pepperdine (11/22/21)
Minutes	38	Pepperdine (11/22/21)

10 • ORLANDO ROBINSON

Career Game Highs

Category	#	Opponent (Date)
Points	33	vs Wyoming (1/4/21)
FG	12	vs Wyoming (1/4/21)
FGA	19	vs Idaho (11/15/21)
3FG	4	vs UC Riverside (12/28/19)
3FGA	7	vs UC Riverside (12/28/19)
FT	10	New Mexico (3/10/21)
FTA	11	4x, last New Mexico (3/10/21)
Rebounds	16	vs New Mexico (1/28/21)
Assists	7	New Mexico (3/10/21)
Turnovers	6	at Nevada (1/15/21)
Blocks	5	vs UC Riverside (12/28/19)
Steals	4	vs UC Irvine (12/11/21)
Minutes	40	(all but :16) at UNLV (2/24/21)

2021-22 Season Game Highs

Category	#	Opponent (Date)
Points	27	vs Idaho (11/15/21)
FG	11	vs Idaho (11/15/21)
FGA	19	vs Idaho (11/15/21)
3FG	2	2x, last vs CSUN (12/4/21)
3FGA	7	at California (11/28/21)
FT	8	Pepperdine (11/22/21)
FTA	10	Pepperdine (11/22/21)
Rebounds	18	vs LIU (11/12/21)
Assists	5	vs San Diego (12/1/21)
Turnovers	5	vs UC Irvine (12/11/21)
Blocks	4	2x, last at California (11/28/21)
Steals	4	vs UC Irvine (12/11/21)
Minutes	38	at California (11/28/21)



FRESNO STATE • CAREER & SEASON HIGHS

13 • DEON STROUD

Career Game Highs (at Fresno State)

Category	#	Opponent (Date)
Points	22	vs San Jose St (1/10/21)
FG	8	3x, last New Mexico (3/10/21)
FGA	19	vs San Diego St (2/20/21)
3FG	5	vs San Jose St (1/10/21)
3FGA	6	2x, last vs San Diego St (2/20/21)
FT	7	vs New Mexico (1/30/21)
FTA	10	vs Wyoming (1/2/21)
Rebounds	7	4x, last vs UC Irvine (12/11/21)
Assists	4	vs New Mexico (1/28/21)
Turnovers	6	vs New Mexico (1/30/21)
Blocks	2	2x, last New Mexico (3/10/21)
Steals	3	2x, last New Mexico (3/10/21)
Minutes	36	vs San Diego St (2/20/21)

2021-22 Season Single-Game Highs

Category	#	Opponent (Date)
Points	14	vs CSUN (12/4/21)
FG	6	vs CSUN (12/4/21)
FGA	13	vs CSUN (12/4/21)
3FG	1	3x, last at California (11/28/21)
3FGA	4	vs CSUN (12/4/21)
FT	7	vs UC Irvine (12/11/21)
FTA	7	2x, last vs UC Irvine (12/11/21)
Rebounds	4	vs San Diego (12/1/21)
Assists	3	vs UC Irvine (12/11/21)
Turnovers	3	2x, last vs Cal Poly (12/17/21)
Blocks	1	at California (11/28/21)
Steals	2	2x, last vs San Diego (12/1/21)
Minutes	23	vs CSUN (12/4/21)

23 • LEO COLIMERIO

Career Game Highs

Category	#	Opponent (Date)
Points	10	vs Fresno Pacific (11/9/21)
FG	4	vs Fresno Pacific (11/9/21)
FGA	8	vs Fresno Pacific (11/9/21)
3FG	1	at UNLV (2/24/21)
3FGA	2	4x, last at San Francisco (12/8/21)
FT	4	vs LIU (11/12/21)
FTA	4	vs LIU (11/12/21)
Rebounds	10	vs Cal Poly (12/17/21)
Assists	2	4x, last vs Fresno Pacific (11/9/21)
Turnovers	3	2x, last vs LIU (11/12/21)
Blocks	1	vs Fresno Pacific (11/9/21)
Steals	2	4x, last vs UC Irvine (12/11/21)
Minutes	37	vs Fresno Pacific (11/9/21)

2021-22 Season Single-Game Highs

Category	#	Opponent (Date)
Points	10	vs Fresno Pacific (11/9/21)
FG	4	vs Fresno Pacific (11/9/21)
FGA	8	vs Fresno Pacific (11/9/21)
3FG	0	
3FGA	2	3x, last at San Francisco (12/8/21)
FT	4	vs LIU (11/12/21)
FTA	4	vs LIU (11/12/21)
Rebounds	10	vs Cal Poly (12/17/21)
Assists	2	vs Fresno Pacific (11/9/21)
Turnovers	3	vs LIU (11/12/21)
Blocks	1	vs Fresno Pacific (11/9/21)
Steals	2	3x, last vs UC Irvine (12/11/21)
Minutes	37	vs Fresno Pacific (11/9/21)

22 • DESTIN WHITAKER

Career Game Highs

Category	#	Opponent (Date)
Points	10	vs LIU (11/12/21)
FG	3	vs LIU (11/12/21)
FGA	6	2x, last vs LIU (11/12/21)
3FG	3	vs LIU (11/12/21)
3FGA	6	at Colorado St (12/30/20)
FT	2	2x, last Santa Clara (11/24/21)
FTA	2	4x, last at California (11/28/21)
Rebounds	3	vs LIU (11/12/21)
Assists	1	5x, last vs CSUN (12/4/21)
Turnovers	1	5x, last vs CSUN (12/4/21)
Blocks	0	
Steals	1	3x, last vs San Diego (12/1/21)
Minutes	23	2x, last vs CSUN (12/4/21)

2021-22 Season Single-Game Highs

Category	#	Opponent (Date)
Points	10	vs LIU (11/12/21)
FG	3	vs LIU (11/12/21)
FGA	6	vs LIU (11/12/21)
3FG	3	vs LIU (11/12/21)
3FGA	5	vs LIU (11/12/21)
FT	1	2x, last at California (11/28/21)
FTA	2	2x, last at California (11/28/21)
Rebounds	3	vs LIU (11/12/21)
Assists	1	3x, last vs CSUN (12/4/21)
Turnovers	1	5x, last vs CSUN (12/4/21)
Blocks	0	
Steals	1	3x, last vs San Diego (12/1/21)
Minutes	23	2x, last vs CSUN (12/4/21)

25 • ANTHONY HOLLAND

Career Game Highs

Category	#	Opponent (Date)
Points	19	at San Francisco (12/8/21)
FG	7	at San Francisco (12/8/21)
FGA	13	at UNLV (2/24/21)
3FG	4	2x, last at Boise St (3/2/21)
3FGA	9	at UNLV (2/24/21)
FT	6	vs San Diego (12/1/21)
FTA	6	2x, last vs San Diego (12/1/21)
Rebounds	11	vs Air Force (2/19/20)
Assists	6	New Mexico (3/10/21)
Turnovers	2	6x, last at Boise St (3/2/21)
Blocks	3	vs Wyoming (1/2/21)
Steals	3	3x, last vs Cal Poly (12/17/21)
Minutes	39	New Mexico (3/10/21)

2021-22 Season Game Highs

Category	#	Opponent (Date)
Points	19	at San Francisco (12/8/21)
FG	7	at San Francisco (12/8/21)
FGA	11	at San Francisco (12/8/21)
3FG	2	3x, last at San Francisco (12/8/21)
3FGA	4	2x, last at California (11/28/21)
FT	6	vs San Diego (12/1/21)
FTA	6	vs San Diego (12/1/21)
Rebounds	9	3x, last at San Francisco (12/8/21)
Assists	5	vs CSUN (12/4/21)
Turnovers	1	4x, last vs CSUN (12/4/21)
Blocks	1	vs Cal Poly (12/17/21)
Steals	3	vs Cal Poly (12/17/21)
Minutes	36	vs CSUN (12/4/21)

30 • ROBERT VAIHOLA

2021-22 Season Single-Game Highs

Category	#	Opponent (Date)
Points	6	vs Cal Poly (12/17/21)
FG	3	vs Cal Poly (12/17/21)
FGA	4	vs Cal Poly (12/17/21)
3FG	0	
3FGA	0	
FT	1	vs FPU (11/9/21)
FTA	2	vs FPU (11/9/21)
Rebounds	3	2x, last vs Cal Poly (12/17/21)
Assists	0	
Turnovers	0	
Blocks	0	
Steals	0	
Minutes	16	vs Cal Poly (12/17/21)

33 • STEVEN VASQUEZ

2021-22 Season Single-Game Highs

Category	#	Opponent (Date)
Points	2	vs Cal Poly (12/17/21)
FG	1	vs Cal Poly (12/17/21)
FGA	1	vs Cal Poly (12/17/21)
3FG	0	
3FGA	0	
FT	0	
FTA	0	
Rebounds	0	
Assists	0	
Turnovers	0	
Blocks	0	
Steals	0	
Minutes	2	2x, last vs Cal Poly (12/17/21)

34 • BRAXTON MEAH

Career Game Highs

Category	#	Opponent (Date)
Points	10	at Air Force (2/13/21)
FG	4	at Air Force (2/13/21)
FGA	6	at Air Force (2/13/21)
3FG	0	
3FGA	2	vs FPU (12/19/20)
FT	3	2x, last vs Idaho (11/15/21)
FTA	4	5x, last vs Idaho (11/15/21)
Rebounds	6	2x, last at San Francisco (12/8/21)
Assists	1	3x, last vs Idaho (11/15/21)
Turnovers	3	vs Utah St (2/4/21)
Blocks	2	3x, last at Colorado St (12/30/20)
Steals	1	6x, last vs UC Irvine (12/11/21)
Minutes	17	vs Nevada (11/17/21)

2021-22 Season Game Highs

Category	#	Opponent (Date)
Points	7	Pepperdine (11/22/21)
FG	2	3x, last at San Francisco (12/8/21)
FGA	4	Pepperdine (11/22/21)
3FG	0	
3FGA	0	
FT	3	2x, last Pepperdine (11/22/21)
FTA	5	Pepperdine (11/22/21)
Rebounds	6	at San Francisco (12/8/21)
Assists	1	vs Idaho (11/15/21)
Turnovers	2	at San Francisco (12/8/21)
Blocks	1	vs LIU (11/12/21)
Steals	1	2x, last vs UC Irvine (12/11/21)
Minutes	11	at San Francisco (12/8/21)



2021-22 FRESNO STATE MEN'S BASKETBALL • GAME NOTES



2021-22 Fresno St. Men's Basketball Individual Game-by-Game All games

Page 1/14
as of Dec 19, 2021

#0 HARDING, Kyle

Opponent	Date	GS	MIN	Total FG-FGA	PCT	3-Pointers 3FG-3FGA	PCT	Free throws FT-FTA	PCT	Rebounds OFF DEF TOT AVG	PF	A	TO	BLK	STL	PTS	AVG
Fresno Pacific	11/09/2021		08:25	0-0	.000	0-0	.000	0-3	.000	0	0	0	0	0	0	2	0.0
LIU	11/12/2021		02:32	1-1	1.000	0-0	.000	1-1	1.000	0	0	0	0	0	1	3	1.5
Idaho	11/15/2021		03:12	0-0	.000	0-0	.000	0-0	.000	0	2	2	0	0	0	0	1.0
at California	11/28/2021		11:33	1-1	1.000	0-0	.000	0-0	.000	0	1	1	0	2	1	0	2.1
San Diego	12/01/2021		02:14	0-0	.000	0-0	.000	0-0	.000	0	1	1	0	0	0	0	1.0
CSUN	12/04/2021		02:17	0-1	.000	0-1	.000	0-0	.000	0	0	0	0	0	0	0	0.8
Cal Poly	12/17/2021		02:03	0-0	.000	0-0	.000	0-0	.000	0	0	0	0	0	0	0	0.7
Totals			0 32:16	2-3	.667	0-1	.000	1-4	.250	0 4	4	0.6	2	5	1	0	3 5 0.7

Player Averages

Games Played	Minutes/game	Points/game	FG Pct	3FG Pct	FT Pct	Rebounds/game	Assists/game	Turnovers/game	Assist/Turnover ratio	Steals/game	Blocks/game
7	4.6	0.7	66.7	0.0	25.0	0.6	0.7	0.1	5.0	0.4	0.0



2021-22 Fresno St. Men's Basketball Individual Game-by-Game All games

Page 2/14
as of Dec 19, 2021

#1 BAKER JR., Jemarl

Opponent	Date	GS	MIN	Total FG-FGA	PCT	3-Pointers 3FG-3FGA	PCT	Free throws FT-FTA	PCT	Rebounds OFF DEF TOT AVG	PF	A	TO	BLK	STL	PTS	AVG
LIU	11/12/2021	*	32:56	3-12	.250	1-8	.125	2-2	1.000	0	4	4	4.0	2	4	7	0 2 9 9.0
Idaho	11/15/2021	*	23:50	0-4	.000	0-3	.000	0-0	.000	0	6	6	5.0	0	2	0	1 0 0 4.5
at San Francisco	12/08/2021		22:42	2-7	.286	0-3	.000	0-0	.000	1	3	4	4.7	1	0	1	0 1 4 4.3
UC Irvine	12/11/2021		27:37	5-10	.500	2-6	.333	6-6	1.000	0	2	2	4.0	1	2	1	0 1 18 7.8
Cal Poly	12/17/2021		14:16	4-8	.500	2-3	.667	2-3	.667	0	2	2	3.6	0	2	1	0 2 12 8.6
Totals			2 121:21	14-41	.341	5-23	.217	10-11	.909	1 17	18	3.6	4 10	10	1	6 43	8.6

Player Averages

Games Played	Minutes/game	Points/game	FG Pct	3FG Pct	FT Pct	Rebounds/game	Assists/game	Turnovers/game	Assist/Turnover ratio	Steals/game	Blocks/game
5	24.3	8.6	34.1	21.7	90.9	3.6	2.0	2.0	1.0	1.2	0.2



2021-22 Fresno St. Men's Basketball Individual Game-by-Game All games

Page 3/14
as of Dec 19, 2021

#3 HILL, Isaiah

Opponent	Date	GS	MIN	Total FG-FGA	PCT	3-Pointers 3FG-3FGA	PCT	Free throws FT-FTA	PCT	Rebounds OFF DEF TOT AVG	PF	A	TO	BLK	STL	PTS	AVG
Fresno Pacific	11/09/2021	*	24:05	2-11	.182	1-6	.167	2-2	1.000	0	3	3	3.0	2	5	0	0 7 7.0
LIU	11/12/2021	*	32:39	5-10	.500	2-5	.400	3-4	.750	0	1	1	2.0	2	3	2	0 1 15 11.0
Idaho	11/15/2021	*	34:37	4-4	1.000	1-1	1.000	0-1	.000	1	5	6	3.3	2	5	5	1 1 9 10.3
vs Pepperdine	11/22/2021	*	37:36	3-10	.300	2-4	.500	11-16	.688	0	4	4	3.5	1	3	3	0 3 19 12.5
vs Santa Clara	11/24/2021	*	34:04	1-10	.100	1-5	.200	3-4	.750	0	4	4	3.6	1	0	0	0 6 11.2
at California	11/28/2021	*	30:49	4-13	.308	2-5	.400	0-0	.000	0	3	3	3.5	3	0	5	0 1 10 11.0
San Diego	12/01/2021	*	20:47	1-4	.250	0-1	.000	1-2	.500	0	4	4	3.6	4	3	3	0 1 3 9.9
CSUN	12/04/2021	*	31:05	4-10	.400	2-6	.333	0-0	.000	1	4	5	3.8	3	1	3	0 0 10 9.9
at San Francisco	12/08/2021	*	28:35	2-6	.333	0-2	.000	2-5	.400	1	0	1	3.4	1	3	3	0 1 6 9.4
UC Irvine	12/11/2021	*	16:40	2-5	.400	1-3	.333	0-0	.000	1	1	2	3.3	1	3	4	0 2 5 9.0
Cal Poly	12/17/2021	*	22:32	1-5	.200	1-2	.500	0-0	.000	0	1	1	3.1	2	4	0	1 3 8.5
Totals			11 313:29	29-88	.330	13-40	.325	22-34	.647	4 30	34	3.1	22	30	28	1 11	93 8.5

Player Averages

Games Played	Minutes/game	Points/game	FG Pct	3FG Pct	FT Pct	Rebounds/game	Assists/game	Turnovers/game	Assist/Turnover ratio	Steals/game	Blocks/game
11	28.5	8.5	33.0	32.5	64.7	3.1	2.7	2.5	1.1	1.0	0.1



2021-22 Fresno St. Men's Basketball Individual Game-by-Game All games

Page 4/14
as of Dec 19, 2021

#4 BALLARD, Junior

Opponent	Date	GS	MIN	Total FG-FGA	PCT	3-Pointers 3FG-3FGA	PCT	Free throws FT-FTA	PCT	Rebounds OFF DEF TOT AVG	PF	A	TO	BLK	STL	PTS	AVG
San Diego	12/01/2021		04:24	0-0	.000	0-0	.000	0-0	.000	0	0	0	0.0	0	0	0	0 0 0.0
CSUN	12/04/2021		02:14	0-0	.000	0-0	.000	0-0	.000	0	0	0	0.0	0	1	0	0 0 0.0
at San Francisco	12/08/2021		19:17	1-3	.333	1-2	.500	1-2	.500	0	1	1	0.3	1	0	0	1 4 1.3
UC Irvine	12/11/2021		19:33	2-5	.400	2-5	.400	0-0	.000	0	2	2	0.8	3	0	0	0 6 2.5
Cal Poly	12/17/2021	*	25:37	6-11	.545	5-7	.714	1-1	1.000	0	0	0	0.6	1	1	1	0 1 18 5.6
Totals			1 71:05	9-19	.474	8-14	.571	2-3	.667	0 3	3	0.6	5	2	1	0	2 28 5.6

Player Averages

Games Played	Minutes/game	Points/game	FG Pct	3FG Pct	FT Pct	Rebounds/game	Assists/game	Turnovers/game	Assist/Turnover ratio	Steals/game	Blocks/game
5	14.2	5.6	47.4	57.1	66.7	0.6	0.4	0.2	2.0	0.4	0.0



2021-22 FRESNO STATE MEN'S BASKETBALL • GAME NOTES



2021-22 Fresno St. Men's Basketball Individual Game-by-Game All games

Page 5/14
as of Dec 19, 2021

#5 CAMPBELL, Jordan

Opponent	Date	GS	MIN	Total FG-FGA	PCT	3-Pointers 3FG-3FGA	PCT	Free throws FT-FTA	PCT	Rebounds OFF DEF TOT AVG	PF	A	TO	BLK	STL	PTS	AVG
Fresno Pacific	11/09/2021	*	29:37	6-10	.600	1-2	.500	1-2	.500	1 3 4 4.0	2	1	2	0	1	14	14.0
LIU	11/12/2021	*	25:25	6-11	.545	3-6	.500	0-1	.000	0 7 7 5.5	0	3	0	1	0	15	14.5
Idaho	11/15/2021	*	19:40	3-4	.750	0-1	.000	0-0	.000	1 3 4 5.0	4	2	2	0	0	6	11.7
vs Pepperdine	11/22/2021	*	23:45	3-8	.375	0-1	.000	2-3	.667	0 5 5 5.0	2	1	1	0	1	8	10.8
vs Santa Clara at California	11/24/2021	*	27:22	3-12	.250	0-2	.000	6-6	1.000	0 4 4 4.8	2	0	0	3	0	12	11.0
San Diego	11/28/2021	*	11:01	2-6	.333	0-1	.000	0-0	.000	1 2 3 4.5	0	0	0	0	1	4	9.8
CSUN	12/01/2021	*	23:58	6-11	.545	0-2	.000	0-0	.000	0 3 3 4.3	1	0	1	0	0	12	10.1
at San Francisco	12/04/2021	*	22:08	5-7	.714	1-2	.500	0-0	.000	0 1 1 3.9	2	2	0	0	1	11	10.3
UC Irvine	12/08/2021	*	22:16	3-7	.429	0-1	.000	0-0	.000	0 3 3 3.8	1	0	1	0	2	6	9.8
Cal Poly	12/11/2021	*	16:57	3-9	.333	0-1	.000	1-1	1.000	1 0 1 3.5	2	0	0	0	0	7	9.5
Totals	12/17/2021	*	22:18	4-6	.667	1-2	.500	1-1	1.000	1 3 4 3.5	1	4	3	0	1	10	9.5
Totals			11 244:27	44-91	.484	6-21	.286	11-14	.786	5 34 39 35	17	13	10	4	7	105	9.5

Player Averages

Games Played	Minutes/ game	Points/ game	FG Pct	3FG Pct	FT Pct	Rebounds/ game	Assists/ game	Turnovers/ game	Assist/Turnover ratio	Steals/ game	Blocks/ game
11	22.2	9.5	48.4	28.6	78.6	3.5	1.2	0.9	1.3	0.6	0.4



2021-22 Fresno St. Men's Basketball Individual Game-by-Game All games

Page 6/14
as of Dec 19, 2021

#10 ROBINSON, Orlando

Opponent	Date	GS	MIN	Total		3-Pointers		Free throws				Rebounds				PF	A	TO	BLK	STL	PTS	AVG
				FG	PCT	3FG	PCT	FT	FTA	PCT	OFF	DEF	TOT	AVG								
Fresno Pacific	11/09/2021	*	32:22	6-14	.429	0-4	.000	4-5	.800	3	2	5	5.0	2	3	2	3	1	16	16.0		
LIU	11/12/2021	*	30:58	6-9	.667	0-1	.000	5-5	1.000	7	11	18	11.5	0	3	2	1	17	16.5			
Idaho	11/15/2021	*	35:01	11-19	.579	1-1	1.000	4-6	.667	5	5	10	11.0	3	3	3	0	27	20.0			
vs Pepperdine	11/22/2021	*	24:21	4-8	.500	0-0	.000	8-10	.800	2	4	6	9.8	5	4	3	0	16	19.0			
vs Santa Clara	11/24/2021	*	33:46	7-14	.500	2-3	.667	6-7	.857	3	5	8	9.4	2	1	4	4	0	22	19.6		
at California	11/28/2021	*	37:57	9-16	.563	2-7	.286	5-8	.625	2	7	9	9.3	2	4	0	4	1	25	20.5		
San Diego	12/01/2021	*	30:01	5-10	.500	0-2	.000	5-6	.833	0	5	5	8.7	4	5	1	3	1	15	19.7		
CSUN	12/04/2021	*	34:30	7-13	.538	2-3	.667	6-7	.857	3	6	9	8.8	0	4	2	0	2	22	20.0		
at San Francisco	12/08/2021	*	33:36	8-18	.444	0-3	.000	0-0	.000	2	3	5	8.3	2	0	4	3	1	16	19.6		
UC Irvine	12/11/2021	*	32:53	2-5	.400	0-1	.000	3-5	.600	2	6	8	8.3	2	2	5	1	4	7	18.3		
Cal Poly	12/17/2021	*	20:19	5-9	.556	1-2	.500	7-7	1.000	2	4	6	8.1	3	3	0	0	0	18	18.3		
Totals			11	345:44	70-135	.519	8-27	.296	53-66	.803	31	58	89	8.1	25	32	26	19	14	201	18.3	

Player Averages

Games Played	Minutes/ game	Points/ game	FG Pct	3FG Pct	FT Pct	Rebounds/ game	Assists/ game	Turnovers/ game	Assist/Turnover ratio	Steals/ game	Blocks/ game
11	31.4	18.3	51.9	29.6	80.3	8.1	2.9	2.4	1.2	1.3	1.7



2021-22 Fresno St. Men's Basketball Individual Game-by-Game All games

Page 7/14
as of Dec 19, 2021

#11 YAP, Donovan

Opponent	Date	GS	MIN	Total		3-Pointers		Free throws		Rebounds					PF	A	TO	BLK	STL	PTS	AVG
				FG-FGA	PCT	3FG-3FGA	PCT	FT-FTA	PCT	OFF	DEF	TOT	AVG								
Fresno Pacific	11/09/2021		19:20	3-5	.600	1-1	1.000	0-0	.000	0	3	3	3.0	2	0	3	0	0	7	7.0	
LIU	11/12/2021		09:46	0-2	.000	0-2	.000	0-2	.000	0	1	1	2.0	1	0	1	0	0	0	3.5	
Idaho	11/15/2021		02:11	0-1	.000	0-1	.000	0-0	.000	0	0	0	1.3	0	0	0	0	1	0	2.3	
vs Pepperdine	11/22/2021		02:24	0-0	.000	0-0	.000	1-2	.500	0	0	0	1.0	1	0	0	0	0	1	2.0	
vs Santa Clara	11/24/2021		05:56	0-2	.000	0-1	.000	0-0	.000	0	0	0	0.8	1	0	0	0	0	0	1.6	
San Diego	12/01/2021		16:59	2-5	.400	0-1	.000	0-0	.000	0	2	2	1.0	2	1	0	0	0	4	2.0	
CSUN	12/04/2021		06:38	0-3	.000	0-0	.000	0-0	.000	0	0	0	0.9	1	0	0	0	0	0	1.7	
Cal Poly	12/17/2021		08:33	1-1	1.000	1-1	1.000	0-0	.000	0	2	2	1.0	0	0	0	0	0	3	1.9	
Totals			0	71:47	6-19	.316	2-7	.286	1-4	.250	0	8	8	1.0	6	1	5	1	15	1.9	

Player Averages

Games Played	Minutes/ game	Points/ game	FG Pct	3FG Pct	FT Pct	Rebounds/ game	Assists/ game	Turnovers/ game	Assist/Turnover ratio	Steals/ game	Blocks/ game
8	9.0	1.9	31.6	28.6	25.0	1.0	0.1	0.6	0.2	0.1	0.0

#13 STROUD, Deon

Opponent	Date	GS	MIN	Total		3-Pointers		Free throws		Rebounds			PF	A	TO	BLK	STL	PTS	AVG		
				FG	PCT	3FG	PCT	FT	PCT	OFF	DEF	TOT								AVG	
Idaho	11/15/2021		16:49	4-7	.571	1-2	.500	4-7	.571	1	2	3	3.0	2	1	3	0	0	13	13.0	
vs Pepperdine	11/22/2021		20:41	2-6	.333	1-3	.333	0-0	.000	0	2	2	2.5	1	2	0	0	0	5	9.0	
vs Santa Clara	11/24/2021		12:38	0-2	.000	0-1	.000	5-6	.833	0	1	1	2.0	0	2	2	0	1	5	7.7	
at California	11/28/2021		22:31	1-5	.200	1-3	.333	0-0	.000	0	2	2	2.0	0	2	2	1	2	3	6.5	
San Diego	12/01/2021		16:02	1-4	.250	0-1	.000	5-5	1.000	0	4	4	2.4	0	1	0	0	2	7	6.6	
CSUN	12/04/2021		22:59	6-13	.462	0-4	.000	2-2	1.000	0	2	2	2.3	0	0	0	0	0	14	7.8	
at San Francisco	12/08/2021		13:35	1-3	.333	0-2	.000	0-0	.000	2	1	3	2.4	0	1	0	0	0	2	7.0	
UC Irvine	12/11/2021		20:59	2-7	.286	0-1	.000	7-7	1.000	0	1	1	2.3	3	3	1	0	0	11	7.5	
Cal Poly	12/17/2021		14:02	1-6	.167	0-2	.000	1-2	.500	0	1	1	2.1	3	1	3	0	0	3	7.0	
Totals			0	160:16	18-53	.340	3-19	.158	24-29	.828	3	16	19	2.1	9	13	11	1	6	63	7.0

Player Averages

Games Played	Minutes/ game	Points/ game	FG Pct	3FG Pct	FT Pct	Rebounds/ game	Assists/ game	Turnovers/ game	Assist/Turnover ratio	Steals/ game	Blocks/ game
9	17.8	7.0	34.0	15.8	82.8	2.1	1.4	1.2	1.2	0.7	0.1



2021-22 FRESNO STATE MEN'S BASKETBALL • GAME NOTES

2021-22 Fresno St. Men's Basketball
Individual Game-by-Game
All gamesPage 9/14
as of Dec 19, 2021

#22 WHITAKER, Destin

Opponent	Date	GS	MIN	Total		3-Pointers		Free throws		Rebounds				PF	A	BLK	STL	PTS	AVG		
				FG-FGA	PCT	3FG-3FGA	PCT	FT-FTA	PCT	OFF	DEF	TOT	AVG								
Fresno Pacific	11/09/2021		14:17	1-3	.333	1-2	.500	0-0	.000	0	0	0	0	0	0	1	3	3.0			
LIU	11/12/2021		15:50	3-6	.500	3-5	.600	1-2	.500	3	0	3	1.5	0	1	0	10	6.5			
Idaho	11/15/2021		15:51	1-4	.250	1-4	.250	0-0	.000	1	1	2	1.7	0	1	1	0	3	5.3		
vs Pepperdine	11/22/2021		28:27	2-4	.500	1-3	.333	0-0	.000	0	1	1	1.5	2	1	1	0	1	5	5.3	
vs Santa Clara	11/24/2021		13:02	0-1	.000	0-1	.000	2-2	1.000	0	2	2	1.6	2	0	0	0	2	4.6		
at California	11/28/2021		22:32	0-1	.000	0-1	.000	1-2	.500	0	1	1	1.5	1	1	0	1	1	4.0		
San Diego	12/01/2021		18:30	1-2	.500	1-2	.500	0-0	.000	0	0	0	1.3	0	1	1	0	1	3	3.9	
CSUN	12/04/2021		22:33	0-2	.000	0-2	.000	0-0	.000	0	0	0	1.1	2	1	1	0	0	0	3.4	
at San Francisco	12/08/2021		03:60	0-1	.000	0-1	.000	0-0	.000	0	0	0	1.0	1	0	0	0	0	0	3.0	
UC Irvine	12/11/2021		02:44	0-0	.000	0-0	.000	0-0	.000	0	0	0	0.9	0	0	0	0	0	0	2.7	
Totals			0	157:46	8-24	.333	7-21	.333	4-6	.667	4	5	9	0.9	8	5	6	0	4	27	2.7

Player Averages

Games Played	Minutes/game	Points/game	FG Pct	3FG Pct	FT Pct	Rebounds/game	Assists/game	Turnovers/game	Assist/Turnover ratio	Steals/game	Blocks/game
10	15.8	2.7	33.3	33.3	66.7	0.9	0.5	0.6	0.8	0.4	0.0

2021-22 Fresno St. Men's Basketball
Individual Game-by-Game
All gamesPage 11/14
as of Dec 19, 2021

#25 HOLLAND, Anthony

Opponent			Date	GS	MIN	Total FG-FGA	PCT	3-Pointers 3FG-3FGA	PCT	Free throws FT-FTA	PCT	Rebounds OFF DEF TOT AVG	PF	A	TO	BLK	STL	PTS	AVG				
Fresno Pacific			11/09/2021	*	25:34	5-6	.833	2-2	1.000	0-0	.000	2	4	6	6.0	0	1	0	1	12	12.0		
LIU			11/12/2021	*	20:23	3-6	.500	1-4	.250	2-4	.500	2	7	9	7.5	2	1	1	0	9	10.5		
Idaho			11/15/2021	*	26:21	0-1	.000	0-1	.000	0-1	.000	0	3	3	6.0	3	1	1	0	1	7.0		
vs Pepperdine			11/22/2021	*	29:28	3-4	.750	1-2	.500	0-0	.000	1	0	1	4.8	2	1	0	0	1	7.0		
vs Santa Clara			11/24/2021	*	32:56	2-5	.400	2-4	.500	0-0	.000	0	4	4	4.6	4	4	0	0	1	6.8		
at California			11/28/2021	*	27:28	3-5	.600	2-3	.667	0-0	.000	0	2	2	4.2	4	1	1	0	0	8.0		
San Diego			12/01/2021	*	33:57	2-3	.667	1-1	1.000	6-6	1.000	1	7	8	4.7	0	0	0	0	1	11.6		
CSUN			12/04/2021	*	36:21	1-6	.167	0-2	.000	0-0	.000	3	6	9	5.3	2	5	1	0	0	2.6		
at San Francisco			12/08/2021	*	33:45	7-11	.636	2-3	.667	3-4	.750	5	4	9	5.7	2	1	0	0	0	19.8		
UC Irvine			12/11/2021	*	35:00	1-6	.167	1-5	.200	0-0	.000	1	2	3	5.4	4	0	0	0	1	3.7		
Cal Poly			12/17/2021	*	26:30	1-3	.333	0-2	.000	0-0	.000	0	4	4	5.3	1	1	0	1	3	7.2		
Totals					11	327:43	28-56	.500	12-29	.414	11-15	.733	15	43	58	5.3	24	16	4	1	9	79	7.2

Player Averages

Games Played	Minutes/game	Points/game	FG Pct	3FG Pct	FT Pct	Rebounds/game	Assists/game	Turnovers/game	Assist/Turnover ratio	Steals/game	Blocks/game
11	29.8	7.2	50.0	41.4	73.3	5.3	1.5	0.4	4.0	0.8	0.1

2021-22 Fresno St. Men's Basketball
Individual Game-by-Game
All gamesPage 10/14
as of Dec 19, 2021

#23 COLIMERO, Leo

Opponent	Date	GS	MIN	Total		3-Pointers		Free throws		Rebounds		PF	A	TO	BLK	STL	PTS	AVG			
				FG-FGA	PCT	3FG-3FGA	PCT	FT-FTA	PCT	OFF	DEF	TOT	AVG								
Fresno Pacific	11/09/2021	*	36:56	4-8	.500	0-2	.000	2-2	1.000	7	2	9	9.0	3	2	1	2	10	10.0		
LIU	11/12/2021	*	19:37	0-1	.000	0-1	.000	4-4	1.000	1	0	1	5.0	1	1	3	0	1	4	7.0	
Idaho	11/15/2021	*	17:29	3-7	.429	0-0	.000	0-1	.000	2	2	4	4.7	1	1	0	0	6	6.7		
vs Pepperdine	11/22/2021	*	15:43	1-3	.333	0-0	.000	0-0	.000	2	2	4	4.5	0	1	1	0	2	5.5		
vs Santa Clara	11/24/2021	*	34:38	3-3	1.000	0-0	.000	0-0	.000	4	3	7	5.0	2	2	0	0	2	6	5.6	
at California	11/28/2021	*	28:27	2-4	.500	0-2	.000	0-0	.000	0	5	5	5.0	1	0	1	0	1	4	5.3	
San Diego	12/01/2021	*	23:57	2-2	1.000	0-0	.000	0-0	.000	1	1	2	4.6	1	0	1	1	0	4	5.1	
CSUN	12/04/2021	*	13:05	1-1	1.000	0-0	.000	0-0	.000	0	1	1	4.1	0	1	0	0	2	2	4.8	
at San Francisco	12/08/2021	*	11:21	1-4	.250	0-2	.000	0-0	.000	2	0	2	3.9	2	1	2	0	0	2	4.4	
UC Irvine	12/11/2021	*	17:29	1-4	.250	0-1	.000	2-2	1.000	1	4	5	4.0	3	0	0	0	2	4	4.4	
Cal Poly	12/17/2021	*	22:06	3-3	1.000	0-0	.000	0-1	.000	5	5	10	4.5	3	1	0	0	0	6	4.5	
Totals			8	240:48	21-40	.525	0-8	.000	8-10	.800	25	25	50	4.5	17	10	9	2	11	50	4.5

Player Averages

Games Played	Minutes/game	Points/game	FG Pct	3FG Pct	FT Pct	Rebounds/game	Assists/game	Turnovers/game	Assist/Turnover ratio	Steals/game	Blocks/game
11	21.9	4.5	52.5	0.0	80.0	4.5	0.9	0.8	1.1	1.0	0.2

2021-22 Fresno St. Men's Basketball
Individual Game-by-Game
All gamesPage 12/14
as of Dec 19, 2021

#30 VAIHOLA, Robert

JOS VINTOLA, ROBERT																			
Opponent	Date	GS	MIN	Total FG-FGA	PCT	3-Pointers 3FG-3FGA	PCT	Free throws FT-FTA	PCT	Rebounds OFF DEF TOT AVG	PF	A	TO	BLK	STL	PTS	AVG		
Fresno Pacific	11/09/2021		07:38	2-2	1.000	0-0	.000	1-2	.500	1	2	3	3.0	0	0	0	5	5.0	
Cal Poly	12/17/2021		15:47	3-4	.750	0-0	.000	0-0	.000	2	1	3	3.0	1	0	0	6	5.5	
Totals			0	23:25	5-6	.833	0-0	.000	1-2	.500	3	3	6	3.0	1	0	0	11	5.5

Player Averages

Games Played	Minutes/game	Points/game	FG Pct	3FG Pct	FT Pct	Rebounds/game	Assists/game	Turnovers/game	Assist/Turnover ratio	Steals/game	Blocks/game
2	11.7	5.5	83.3	0.0	50.0	3.0	0.0	0.0	0.0	0.0	0.0



2021-22 Fresno St. Men's Basketball
Individual Game-by-Game
All gamesPage 13/14
as of Dec 19, 2021

#33 VASQUEZ, Steven

Opponent	Date	GS	MIN	FG-FGA	PCT	3FG-3FGA	PCT	FT-FTA	PCT	OFF	DEF	TOT	AVG	PF	A	TO	BLK	STL	PTS	AVG
Fresno Pacific	11/09/2021		01:46	0-0	.000	0-0	.000	0-0	.000	0	0	0	0.0	0	0	0	0	0	0	0.0
Cal Poly	12/17/2021		02:03	1-1	1.000	0-0	.000	0-0	.000	0	0	0	0.0	0	0	0	0	0	2	1.0
Totals		0	03:49	1-1	1.000	0-0	.000	0-0	.000	0	0	0	0.0	0	0	0	0	0	2	1.0

Player Averages

Games Played	Minutes/game	Points/game	FG Pct	3FG Pct	FT Pct	Rebounds/game	Assists/game	Turnovers/game	Assist/Turnover ratio	Steals/game	Blocks/game
2	1.9	1.0	100.0	0.0	0.0	0.0	0.0	0.0	0.0	0.0	0.0

2021-22 Fresno St. Men's Basketball
Individual Game-by-Game
All gamesPage 14/14
as of Dec 19, 2021

#34 MEAH, Braxton

Opponent	Date	GS	MIN	FG-FGA	PCT	3FG-3FGA	PCT	FT-FTA	PCT	OFF	DEF	TOT	AVG	PF	A	TO	BLK	STL	PTS	AVG
LIU	11/12/2021		09:54	1-1	1.000	0-0	.000	0-0	.000	0	1	1	1.0	2	0	1	1	0	2	2.0
Idaho	11/15/2021		04:59	1-1	1.000	0-0	.000	3-4	.750	0	0	0	0.5	0	1	0	0	0	5	3.5
vs Pepperdine	11/22/2021		17:35	2-4	.500	0-0	.000	3-5	.600	4	0	4	1.7	1	0	1	1	0	7	4.7
vs Santa Clara	11/24/2021		05:38	0-0	.000	0-0	.000	0-0	.000	0	0	0	0.0	2	0	0	0	0	0	0.0
at California	11/28/2021		07:42	0-0	.000	0-0	.000	0-0	.000	0	2	2	1.4	2	0	1	0	0	0	0.0
San Diego	12/01/2021		09:11	2-2	1.000	0-0	.000	0-0	.000	1	1	2	1.5	4	0	1	0	0	4	3.0
CSUN	12/04/2021		06:10	0-0	.000	0-0	.000	0-0	.000	1	1	2	1.6	1	0	0	0	0	0	0.0
at San Francisco	12/08/2021		10:54	2-2	1.000	0-0	.000	0-1	.000	2	4	6	2.1	1	0	2	0	0	4	2.8
UC Irvine	12/11/2021		10:08	1-1	1.000	0-0	.000	0-0	.000	0	2	2	2.1	1	0	1	0	1	2	2.7
Cal Poly	12/17/2021		03:54	0-0	.000	0-0	.000	0-0	.000	0	1	1	2.0	0	0	1	0	0	0	0.0
Totals		0	86:04	9-11	.818	0-0	.000	6-10	.600	8	12	20	2.0	14	1	8	2	1	24	2.4

Player Averages

Games Played	Minutes/game	Points/game	FG Pct	3FG Pct	FT Pct	Rebounds/game	Assists/game	Turnovers/game	Assist/Turnover ratio	Steals/game	Blocks/game
10	8.6	2.4	81.8	0.0	60.0	2.0	0.1	0.8	0.1	0.1	0.2



22 | 6 NCAA APPEARANCES (1981, '82, '84, 2000*, '01 & '16) • 10 NIT APPEARANCES • 1983 NIT CHAMPIONS

Fresno St. Men's Basketball
Individual Career Summaries
All gamesPage 1/8
as of Dec 19, 2021

BAKER JR., Jemari

SEASON	TEAM	GP-GS	MIN/AVG	Field Goals	3-Point	F-Throws	Rebounds	PF-FO	A	TO	BLK	STL	PTS	AVG
2018-19	UK	28-0	254/9.1	20-61 .328	13-42 .310	11-15 .733	1 14 15 0.5	23-0	12	10	2	4	64	2.3
2019-20	UA	32-0	620/19.4	64-177 .362	36-105 .343	19-23 .826	11 64 75 2.3	53-1	73	23	5	23	183	5.7
2020-21	UA	12-12	353/29.4	50-124 .403	24-70 .343	20-24 .833	2 32 34 2.8	22-1	21	12	4	7	144	12.0
2021-22	Fresno	5-2	121/24.3	14-41 .341	5-23 .217	10-11 .909	1 17 18 3.6	4-0	10	10	1	6	43	8.6
TOTAL FOR Fresno	5-2	121/24.3	14-41 .341	5-23 .217	10-11 .909	1 17 18 3.6	4-0 10 10 1	6 43 8.6						
TOTAL	77-14	1348/17.5	148-403 .367	78-240 .325	60-73 .822	15 127 142 1.8	102-2 116 55 12 40	434 5.6						

Single Game Highs

Statistic	Value
Points	33 vs Northern Ariz. 12/07/20
Rebounds	7 at Washington St. 01/02/21
Assists	7 vs Long Beach St. 11/24/19
Steals	3 vs Northern Ariz. 11/06/19, vs Long Beach St. 11/24/19, vs Northern Ariz. 12/07/20
Blocks	3 at Washington 12/31/20
FG Made	12 vs Northern Ariz. 12/07/20
FG Attempts	17 vs Stanford 12/19/20
3FG Made	8 vs Stanford 12/19/20
3FG Attempts	13 vs Stanford 12/19/20
FT Made	6 vs UC Irvine 12/11/21
FT Attempts	7 vs Colorado 12/28/20

Fresno St. Men's Basketball
Individual Career Summaries
All gamesPage 3/8
as of Dec 19, 2021

CAMPBELL, Jordan

SEASON	TEAM	GP-GS	MIN/AVG	Field Goals	3-Point	F-Throws	Rebounds	PF-FO	A	TO	BLK	STL	PTS	AVG
2018-19	OSU	6-0	21/3.5	5-8 .625	1-3 .333	1-2 .500	1 2 3 0.5	1-0	2	2	0	1	12	2.0
2019-20	Fresno	8-0	115/14.3	14-46 .304	1-11 .091	4-6 .667	4 11 15 1.9	15-0	5	12	1	1	33	4.1
2020-21	Fresno	23-3	322/14.0	37-87 .425	7-28 .250	22-36 .611	15 39 54 2.3	16-0	13	19	6	12	103	4.5
2021-22	Fresno	11-11	244/22.2	44-91 .484	6-21 .286	11-14 .786	5 34 39 3.5	17-0	13	10	4	7	105	9.5
TOTAL FOR Fresno	42-14	681/16.2	95-224 .424	14-60 .233	37-56 .661	24 84 108 2.6	48-0 31 41 11 20	241 5.7						
TOTAL	48-14	702/14.6	100-232 .431	15-63 .238	38-58 .655	25 86 111 2.3	49-0 33 43 11 21	253 5.3						

Single Game Highs

Statistic	Value
Points	16 vs San Jose St. 01/10/21
Rebounds	9 vs San Jose St. 01/10/21
Assists	4 vs Cal Poly 12/17/21
Steals	2 vs San Jose St. 01/08/21, vs San Jose St. 01/10/21, at San Francisco 12/08/21
Blocks	3 vs Santa Clara 11/24/21
FG Made	6 4 times
FG Attempts	15 vs San Diego St. 01/14/20
3FG Made	3 vs LIU 11/12/21
3FG Attempts	6 vs LIU 11/12/21
FT Made	6 vs Santa Clara 11/24/21
FT Attempts	6 at New Mexico 01/07/20, vs San Jose St. 01/10/21, vs Santa Clara 11/24/21

COLIMERIO, Leo

SEASON	TEAM	GP-GS	MIN/AVG	Field Goals	3-Point	F-Throws	Rebounds	PF-FO	A	TO	BLK	STL	PTS	AVG
2020-21	Fresno	18-1	194/10.8	11-23 .478	2-7 .286	3-8 .375	10 9 19 1.1	17-0	10	10	1	6	27	1.5
2021-22	Fresno	11-8	241/21.9	21-40 .525	0-8 .000	8-10 .800	25 25 50 4.5	17-0	10	9	2	11	50	4.5
TOTAL	29-9	435/15.0	32-63 .508	2-15 .133	11-18 .611	35 34 69 2.4	34-0 20 19 3 17	77 2.7						

Single Game Highs

Statistic	Value
Points	10 vs Fresno Pacific 11/09/21
Rebounds	10 vs Cal Poly 12/17/21
Assists	2 5 times
Steals	2 5 times
Blocks	1 at Boise St. 03/02/21, vs Fresno Pacific 11/09/21, vs San Diego 12/01/21
FG Made	4 vs Fresno Pacific 11/09/21
FG Attempts	8 vs Fresno Pacific 11/09/21
3FG Made	1 vs San Diego St. 02/20/21, at UNLV 02/24/21
3FG Attempts	2 5 times
FT Made	4 vs LIU 11/12/21
FT Attempts	4 vs LIU 11/12/21

Fresno St. Men's Basketball
Individual Career Summaries
All gamesPage 2/8
as of Dec 19, 2021

BALLARD, Junior

SEASON	TEAM	GP-GS	MIN/AVG	Field Goals	3-Point	F-Throws	Rebounds	PF-FO	A	TO	BLK	STL	PTS	AVG
2018-19	CPO	15-0	228/15.2	23-73 .315	12-44 .273	18-26 .692	5 35 40 2.7	32-0	8	15	2	2	76	5.1
2019-20	CPO	30-24	806/26.9	126-327 .385	46-129 .357	96-131 .733	18 92 110 3.7	79-2	41	60	8	30	394	13.1
2020-21	Fresno	23-19	584/25.4	51-146 .349	39-116 .336	25-37 .676	8 52 60 2.6	40-1	15	19	5	11	166	7.2
2021-22	Fresno	5-1	71/14.2	9-19 .474	8-14 .571	2-3 .667	0 3 3 0.6	5-0	2	1	0	2	28	5.6
TOTAL FOR Fresno	28-20	655/23.4	60-165 .364	47-130 .362	27-40 .675	8 55 63 2.3	45-1 17 20 5 13	194 6.9						
TOTAL	73-44	1689/23.1	209-565 .370	105-303 .347	141-197 .716	31 182 213 2.9	156-3 66 95 15 45	664 9.1						

Single Game Highs

Statistic	Value
Points	32 vs Cal St. Fullerton 01/30/20
Rebounds	7 vs UT Arlington 12/21/18, at Cal St. Fullerton 02/15/20, at UC Riverside 01/23/20
Assists	5 vs UC Davis 02/20/20
Steals	2 12 times
Blocks	2 4 times
FG Made	9 vs Cal St. Fullerton 01/30/20
FG Attempts	21 at Cal St. Fullerton 02/15/20
3FG Made	5 at Fresno St. 12/01/18, at UNLV 02/26/21, vs Cal Poly 12/17/21
3FG Attempts	9 5 times
FT Made	11 vs Cal St. Fullerton 01/30/20
FT Attempts	14 vs Cal St. Fullerton 01/30/20

Fresno St. Men's Basketball
Individual Career Summaries
All gamesPage 4/8
as of Dec 19, 2021

HARDING, Kyle

SEASON	TEAM	GP-GS	MIN/AVG	Field Goals	3-Point	F-Throws	Rebounds	PF-FO	A	TO	BLK	STL	PTS	AVG
2020-21	Fresno	24-2	247/10.3	22-58 .379	8-31 .258	4-14 .286	4 27 31 1.3	25-0	18	30	3	19	56	2.3
2021-22	Fresno	7-0	32/4.6	2-3 .667	0-1 .000	1-4 .250	0 4 4 0.6	2-0	5	1	0	3	5	0.7
TOTAL	31-2	280/9.0	24-61 .393	8-32 .250	5-18 .278	4 31 35 1.1	27-0 23 31 3 22	61 2.0						

Single Game Highs

Statistic	Value
Points	9 vs William Jessup 11/25/20
Rebounds	7 vs William Jessup 11/25/20
Assists	3 at Nevada 01/15/21, vs New Mexico 01/30/21
Steals	3 vs William Jessup 11/25/20
Blocks	1 vs Wyoming 01/04/21, vs William Jessup 11/25/20, vs Colorado St. 03/11/21
FG Made	3 vs Wyoming 01/04/21, vs William Jessup 11/25/20, vs New Mexico 01/30/21
FG Attempts	6 at Colorado St. 12/30/20, vs Wyoming 01/04/21, vs San Jose St. 01/08/21
3FG Made	1 8 times
3FG Attempts	6 vs San Jose St. 01/08/21
FT Made	2 vs William Jessup 11/25/20
FT Attempts	3 vs William Jessup 11/25/20, at Boise St. 01/20/21, vs Fresno Pacific 11/09/21

HILL, Isaiah

SEASON	TEAM	GP-GS	MIN/AVG	Field Goals	3-Point	F-Throws	Rebounds	PF-FO	A	TO	BLK	STL	PTS	AVG
2019-20	Tulsa	31-7	634/20.4	45-133 .338	13-55 .236	28-40 .700	4 49 53 1.7	42-0	69	58	4	31	131	4.2
2020-21	Fresno	24-23	722/30.1	79-194 .407	35-91 .385	52-61 .852	11 64 75 3.1	41-0	79	66	5	32	245	10.2
2021-22	Fresno	11-11	313/28.5	29-88 .330	13-40 .325	22-34 .647	4 30 34 3.1	22-0	30	28	1	11	93	8.5
TOTAL FOR Fresno	35-34	1036/29.6	108-282 .383	48-131 .366	74-95 .779	15 94 109 3.1	63-0 109 94 6 43	338 9.7						
TOTAL	66-41	1670/25.3	153-415 .369	61-186 .328	102-135 .756	19 143 162 2.5	105-0 178 152 10 74	469 7.1						

Single Game Highs

Statistic	Value
Points	19 at UNLV 02/24/21, vs Pepperdine 11/22/21
Rebounds	10 at Boise St. 03/02/21
Assists	8 vs Oral Roberts 11/12/19
Steals	3 4 times
Blocks	2 vs Colorado St. 03/11/21
FG Made	6 4 times
FG Attempts	13 at California 11/28/21
3FG Made	3 4 times
3FG Attempts	8 vs New Mexico 01/28/21
FT Made	11 vs Pepperdine 11/22/21
FT Attempts	16 vs Pepperdine 11/22/21



2021-22 FRESNO STATE MEN'S BASKETBALL • GAME NOTES

Fresno St. Men's Basketball
Individual Career Summaries
All gamesPage 5/8
as of Dec 19, 2021

HOLLAND, Anthony

		Field Goals				3-Point		F-Throws		Rebounds				Scoring							
SEASON	TEAM	GP-GS	MIN	AVG	FG-FGA	FG%	3FG-3FGA	3FG%	FT-FTA	FT%	OFF	DEF	TOT	AVG	PF-FO	A	TO	BLK	STL	PTS	AVG
2019-20	Fresno	29-7	698	24.1	35-95	.368	31-80	.388	18-26	.692	30	104	134	4.6	64-2	21	15	9	15	119	4.1
2020-21	Fresno	22-21	634	28.8	39-114	.342	24-85	.282	18-22	.818	28	76	104	4.7	56-1	22	15	10	19	120	5.5
2021-22	Fresno	11-11	328	29.8	28-56	.500	12-29	.414	11-15	.733	15	43	58	5.3	24-0	16	4	1	9	79	7.2
TOTAL		62-39	1660	26.8	102-265	.385	67-194	.345	47-63	.746	73	223	296	4.8	144-3	59	34	20	43	318	5.1

Single Game Highs

Statistic	Value	
Points	19	at San Francisco 12/08/21
Rebounds	11	vs Air Force 02/19/20
Assists	6	vs New Mexico 03/10/21
Steals	3	vs Wyoming 01/02/21, at UNLV 02/26/21, vs Cal Poly 12/17/21
Blocks	3	vs Wyoming 01/02/21
FG Made	7	at San Francisco 12/08/21
FG Attempts	13	at UNLV 02/24/21
3FG Made	4	vs San Jose St. 01/04/20, at Boise St. 03/02/21
3FG Attempts	9	at UNLV 02/24/21
FT Made	6	vs San Diego 12/01/21
FT Attempts	6	at San Diego St. 01/01/20, vs San Diego 12/01/21

MEAH, Braxton

		Field Goals					3-Point		F-TwoThs		Rebounds			Scoring							
SEASON	TEAM	GP-GS	MIN	AVG	FG-FGA	FG%	3FG-3FGA	3FG%	FT-FTA	FT%	OFF	DEF	TOT	AVG	PF-FO	A	TO	BLK	STL	PTS	AVG
2020-21	Fresno	23-0	219	9.5	26-40	.650	0-0	.000	12-29	.414	26	26	52	2.3	34-1	2	8	11	4	64	2.8
2021-22	Fresno	10-0	86	8.6	9-11	.818	0-0	.000	6-10	.600	8	12	20	2.0	14-0	1	8	2	1	24	2.4
TOTAL		33-0	305	9.2	35-51	.686	0-0	.000	18-39	.462	34	38	72	2.2	48-1	3	16	13	5	88	2.7

Single Game Highs

Statistic	Value	
Points	10	at Air Force 02/13/21
Rebounds	6	vs Fresno Pacific 12/19/20, at San Francisco 12/08/21
Assists	1	vs San Jose St. 01/10/21, vs Fresno Pacific 12/19/20, vs Idaho 11/15/21
Steals	1	5 times
Blocks	2	at Colorado St. 12/30/20, vs William Jessup 11/25/20, vs Fresno Pacific 12/19/20
FG Made	4	at Air Force 02/13/21
FG Attempts	6	at Air Force 02/13/21
FT Made	3	vs San Diego St. 02/20/21, vs Idaho 11/15/21, vs Pepperdine 11/22/21
FT Attempts	5	vs Pepperdine 11/22/21

Fresno St. Men's Basketball
Individual Career Summaries
All gamesPage 7/8
as of Dec 19, 2021

VAIHOLA, Robert

SEASON	TEAM	GP-GS	MIN	AVG	FG-FGA	FG%	3FG-3FGA	3FG%	FT-FTA	FT%	OFF DEF	TOT	AVG	PF-FO	A	TO	BLK	STL	PTS	AVG
2021-22	Fresno	2-0	23	11.7	5-6	.833	0-0	.000	1-2	.500	3	3	6	3.0	1-0	0	0	0	11	5.5
TOTAL		2-0	23	11.7	5-6	.833	0-0	.000	1-2	.500	3	3	6	3.0	1-0	0	0	0	11	5.5

Single Game Highs

Statistic	Value	
Points	6	vs Cal Poly 12/17/21
Rebounds	3	vs Fresno Pacific 11/09/21, vs Cal Poly 12/17/21
FG Made	3	vs Cal Poly 12/17/21
FG Attempts	4	vs Cal Poly 12/17/21
FT Made	1	vs Fresno Pacific 11/09/21
FT Attempts	2	vs Fresno Pacific 11/09/21

VASQUEZ, Steven

SEASON	TEAM	GP-GS	MIN	AVG	FG-FGA	FG%	3FG-3FGA	3FG%	FT-FTA	FT%	OFF DEF	TOT	AVG	PF-FO	A	TO	BLK	STL	PTS	AVG
2021-22	Fresno	2-0	4	1.9	1-1	1.000	0-0	.000	0-0	.000	0	0	0	0.0	0-0	0	0	0	2	1.0
TOTAL		2-0	4	1.9	1-1	1.000	0-0	.000	0-0	.000	0	0	0	0.0	0-0	0	0	0	2	1.0

Single Game Highs

Statistic	Value	
Points	2	vs Cal Poly 12/17/21
FG Made	1	vs Cal Poly 12/17/21
FG Attempts	1	vs Cal Poly 12/17/21

Fresno St. Men's Basketball
Individual Career Summaries
All gamesPage 6/8
as of Dec 19, 2021

ROBINSON, Orlando

		Field Goals						3-Point		F-Throws		Rebounds		Scoring							
SEASON	TEAM	GP-GS	MIN	AVG	FG-FGA	FG%	3FG-3FGA	3FG%	FT-FTA	FT%	OFF	DEF	TOT	AVG	PF-FO	A	TO	BLK	STL	PTS	AVG
2019-20	Fresno	30-30	817	27.2	127-258	.492	13-52	.250	98-139	.705	64	134	198	6.6	65-2	47	55	29	25	365	12.2
2020-21	Fresno	24-24	766	31.9	117-264	.443	15-45	.333	101-140	.721	66	154	220	9.2	57-2	50	75	19	22	350	14.6
2021-22	Fresno	11-11	346	31.4	70-135	.519	8-27	.296	53-66	.803	31	58	89	8.1	25-1	32	26	19	14	201	18.3
TOTAL		65-65	1929	29.7	314-657	.478	36-124	.290	252-345	.730	161	346	507	7.8	147-5	129	156	67	61	916	14.1

Single Game Highs

Statistic	Value	
Points	33	vs Wyoming 01/04/21
Rebounds	18	vs LIU 11/12/21
Assists	6	vs San Jose St. 01/10/21, vs Utah St. 02/04/21
Steals	4	vs UC Irvine 12/11/21
Blocks	5	vs UC Riverside 12/28/19
FG Made	12	vs Wyoming 01/04/21
FG Attempts	19	vs Idaho 11/15/21
3FG Made	4	vs UC Riverside 12/28/19
3FG Attempts	7	vs UC Riverside 12/28/19, vs Utah St. 03/06/21, at California 11/28/21
FT Made	10	vs New Mexico 03/10/21
FT Attempts	11	4 times

STROUD, Deon

		Field Goals				3-Point		FT-Throws		Rebounds				Scoring							
SEASON	TEAM	GP-GS	MIN	AVG	FG-FGA	FG%	3FG-3FGA	3FG%	FT-FTA	FT%	OFF	DEF	TOT	AVG	PF	A	TO	BLK	STL	PTS	AVG
2019-20	UTEP	24-2	228	9.5	37-85	.435	8-36	.222	21-33	.636	12	12	24	1.0	31-0	4	22	7	5	103	4.3
2020-21	Fresno	23-16	537	23.3	106-220	.482	20-56	.357	49-80	.613	32	53	85	3.7	65-3	15	50	6	20	281	12.2
2021-22	Fresno	9-0	160	17.8	18-53	.340	3-19	.158	24-29	.828	3	16	19	2.1	9-0	13	11	1	6	63	7.0
TOTAL FOR Fresno		32-16	697	21.8	124-273	.454	23-75	.307	73-109	.670	35	69	104	3.3	74-3	28	61	7	26	344	10.8
TOTAL		56-18	925	16.5	161-358	.450	31-111	.279	94-142	.662	47	81	128	2.3	105-3	32	83	14	31	447	8.0

Single Game Highs

Statistic	Value	
Points	22	vs San Jose St. 01/10/21
Rebounds	7	vs San Diego St. 02/20/21, vs New Mexico 01/30/21, at UNLV 02/24/21
Assists	4	vs New Mexico 01/28/21
Steals	3	at Nevada 01/15/21, vs New Mexico 03/10/21
Blocks	2	at Rice 01/23/20, vs Fresno Pacific 12/19/20, vs New Mexico 03/10/21
FG Made	8	vs San Jose St. 01/10/21, at UNLV 02/24/21, vs New Mexico 03/10/21
FG Attempts	19	vs San Diego St. 02/20/21
3FG Made	5	vs San Jose St. 01/10/21
3FG Attempts	6	at Old Dominion 02/08/20, vs San Diego St. 02/20/21, vs San Jose St. 01/10/21
FT Made	7	vs New Mexico 01/30/21, vs UC Irvine 12/11/21
FT Attempts	10	vs Wyoming 01/02/21

Fresno St. Men's Basketball
Individual Career Summaries
All gamesPage 8/8
as of Dec 19, 2021

WHITAKER, Destin

				Field Goals		3-Point		F-Throws		Rebounds		Scoring									
SEASON	TEAM	GP-GS	MIN	AVG	FG-FGA	FG%	3FG-3FGA	3FG%	FT-FTA	FT%	OFF DEF	TOT	AVG	PF-FO	A	TO	BLK	STL	PTS	AVG	
2020-21	Fresno	13-0	75	5.7	7-21	.333	6-15	.400	2-2	1.000	1	4	5	0.4	11-0	1	2	0	0	22	1.7
2021-22	Fresno	10-0	158	15.8	8-24	.333	7-21	.333	4-6	.667	4	5	9	0.9	8-0	5	6	0	4	27	2.7
TOTAL		23-0	232	10.1	15-45	.333	13-36	.361	6-8	.750	5	9	14	0.6	19-0	6	8	0	4	49	2.1

Single Game Highs

Statistic	Value	
Points	10	vs LIU 11/12/21
Rebounds	3	vs LIU 11/12/21
Assists	1	6 times
Steals	1	4 times
FG Made	3	vs LIU 11/12/21
FG Attempts	6	at Colorado St. 12/30/20, vs LIU 11/12/21
3FG Made	3	vs LIU 11/12/21
3FG Attempts	6	at Colorado St. 12/30/20
FT Made	2	at Nevada 01/17/21, vs Santa Clara 11/24/21
FT Attempts	2	4 times

YAP, Donovan

Avalanche																			Scoring
SEASON	TEAM	GP-GS	MIN	AVG	FG-FGA	FG%	3FG-3FGA	3FG%	FT-FTA	FT%	OFF DEF	TOT	AVG	PF-FO	A	TO	BLK	STL	PTS
2020-21	UNLV	5-0	19	3.8	2-12	.167	0-5	.000	1-2	.500	2	2	4	0.8	2-0	1	1	0	3
2021-22	Fresno	8-0	72	9.0	6-19	.316	2-7	.286	1-4	.250	0	8	8	1.0	8-0	1	5	0	15
TOTAL FOR Fresno		8-0	72	9.0	6-19	.316	2-7	.286	1-4	.250	0	8	8	1.0	8-0	1	5	0	15
TOTAL		13-0	91	7.0	8-31	.258	2-12	.167	2-6	.333	2	10	12	0.9	10-0	2	6	0	20

Single Game Highs

Statistic	Value	
Points	7	vs Fresno Pacific 11/09/21
Rebounds	3	vs St. Katherine 01/12/21, vs Fresno Pacific 11/09/21
Assists	1	vs North Carolina 11/30/20, vs San Diego 12/01/21
Steals	2	vs Benedictine Mesa 01/21/21
FG Made	3	vs Fresno Pacific 11/09/21
FG Attempts	5	vs Benedictine Mesa 01/21/21, vs Fresno Pacific 11/09/21, vs San Diego 12/01/21
3FG Made	1	vs Fresno Pacific 11/09/21, vs Cal Poly 12/17/21
3FG Attempts	2	vs Benedictine Mesa 01/21/21, vs Air Force 03/10/21, vs LIU 11/12/21
FT Made	1	vs Benedictine Mesa 01/21/21, vs Pepperdine 11/22/21
FT Attempts	2	vs Benedictine Mesa 01/21/21, vs LIU 11/12/21, vs Pepperdine 11/22/21





2021-22 Fresno St. Men's Basketball
Team Game-by-Game
All games

Page 1/1
as of Dec 19, 2021

				Total		3-Pointers		Free throws		Rebounds											
Opponent	Date	Score		FG-FGA	PCT	3FG-3FGA	PCT	FT-FTA	PCT	OFF	DEF	TOT	AVG	PF	A	TO	BLK	STL	PTS	AVG	
Fresno Pacific	11/09/2021	74-54	W	29-59	.492	6-19	.316	10-16	.625	16	22	38	38.0	11	12	9	4	8	74	74.0	
LIU	11/12/2021	84-60	W	28-59	.475	10-32	.313	18-25	.720	13	32	45	41.5	10	16	18	3	6	84	79.0	
Idaho	11/15/2021	69-62	W	27-52	.519	4-14	.286	11-20	.550	12	29	41	41.3	17	17	16	2	5	69	75.7	
vs Pepperdine	11/22/2021	70-63	W	20-47	.426	5-13	.385	25-36	.694	9	18	27	37.8	15	13	10	1	8	70	74.3	
vs Santa Clara	11/24/2021	59-52	W	16-49	.327	5-17	.294	22-25	.880	8	24	32	36.6	16	9	8	7	4	59	71.2	
at California	11/28/2021	57-65	L	22-51	.431	7-22	.318	6-10	.600	4	25	29	35.3	13	10	12	5	7	57	68.8	
San Diego	12/01/2021	63-43	W	22-43	.512	2-10	.200	17-19	.895	4	28	32	34.9	16	12	9	4	6	63	68.0	
CSUN	12/04/2021	61-43	W	24-56	.429	5-20	.250	8-9	.889	9	25	34	34.8	11	15	7	0	6	61	67.1	
at San Francisco	12/08/2021	63-71	L	27-62	.435	3-19	.158	6-12	.500	17	20	37	35.0	12	6	14	3	6	63	66.7	
UC Irvine	12/11/2021	63-55	W	19-52	.365	6-23	.261	19-21	.905	8	22	30	34.5	20	10	12	1	11	63	66.3	
Cal Poly	12/17/2021	83-48	W	30-57	.526	11-21	.524	12-15	.800	11	24	35	34.5	15	18	9	1	8	83	67.8	
Total		746		264-587	.450	64-210	.305	154-208	.740	111	269	380	34.5	156	138	124	31	75	746	67.8	
Opponents		616		217-552	.393	77-235	.328	105-143	.734	81	234	315	28.6	203	105	163	19	56	616	56.0	

Fresno St. Averages

Games Played	Points/game	FG Pct	3FG Pct	FT Pct	Rebounds/game	Assists/game	Turnovers/game	Assist/Turnover ratio	Steals/game	Blocks/game
11	67.8	45.0	30.5	74.0	34.5	12.5	11.3	1.1	6.8	2.8

TOP 50 CAREER SCORING LEADERS

Student-Athlete (Seasons Played)	Games	Points	Student-Athlete (Seasons Played)	Games	Points
1. Marvella Harris (2013-16).....	136	2,031	26. Ron Anderson (1983-84).....	68	1,152
2. Melvin Ely (1999-02).....	124	1,951	27. Jerry Pender (1971-72).....	51	1,142
3. Wil Hooker (1989-92).....	119	1,739	28. Charles Bailey (1972-74).....	73	1,103
4. Terrance Roberson (1996-00).....	128	1,690	29. Mitch Arnold (1982-85).....	117	1,067
5. Carl Ray Harris (1991-94).....	93	1,584	30. Tony Burr (1962-64).....	70	1,033
6. Lucius Davis (1968-70).....	77	1,511	31. Hector Hernandez (2004-08).....	121	1,032
7. Deshon Taylor (2017-19).....	93	1,432	32. Art Williams (1978-80).....	78	1,007
8. Maurice Talbot (1963-65).....	76	1,480	33. Rob Stephens (1968-70).....	76	1,006
Jervis Cole (1986-89).....	115	1,480	34. Sylvester Seay (2009-10).....	67	991
10. Bernard Thompson (1981-84).....	121	1,452	35. Len Brown (1956-58).....	76	985
11. Tod Bernard (1989-92).....	89	1,426	36. Mike Mitchell (1986-88).....	81	979
12. Dominick Young (1995-97).....	89	1,408	37. Clarence Metcalfe (1971-73).....	74	977
13. Roy Jones (1973-76).....	79	1,407	38. Paul George (2009-10).....	63	974
14. Rod Higgins (1979-82).....	104	1,402	39. Cezar Guerrero (2014-16).....	89	967
15. Gary Alcorn (1957-59).....	78	1,401	40. Quinton Hosley (2005-07).....	60	967
16. Mike McFerson (1960-62).....	78	1,378	41. Rolland Todd (1954, 1957-58).....	64	965
17. Paul Watson (2014-17).....	135	1,361	42. Babe Williams (1958-60).....	79	964
18. Courtney Alexander (1998-00).....	60	1,353	43. Darnell McCulloch (1995-97).....	93	942
19. Tyler Johnson (2011-14).....	127	1,346	44. Tom Jacobsen (1962-64).....	76	939
20. Chris Herren (1996-99).....	86	1,297	45. Davon Satterwhite (1992-95).....	113	935
21. Demetrius Porter (1998-01).....	132	1,227	46. Orlando Robinson (2020-present).....	65	916
22. Ja'Vance Coleman (2004-07).....	79	1,212	47. Vern Chrissman (1960-61, 1964).....	76	897
23. Lonnie Hughey (1965-66).....	58	1,187	48. Ken Barnes (1975-78).....	94	896
24. Kevin Olekaibe (2011-13).....	92	1,169	49. Chris Jefferies (2000-01).....	90	877
25. Kevin Bell (2004-08).....	121	1,164	50. Dwight O'Neil (2004-06, 2007-09).....	95	876

6 NCAA APPEARANCES (1981, '82, '84, 2000*, '01 & '16) • 10 NIT APPEARANCES • 1983 NIT CHAMPIONS | 27



THE STAT CREW SYSTEM
Fresno State Combined Team Statistics (as of Nov 26, 2021)
SoCal Challenge

RECORD:	OVERALL	HOME	AWAY	NEUTRAL
ALL GAMES	3-0	1-0	0-0	2-0
CONFERENCE	0-0	0-0	0-0	0-0
NON-CONFERENCE	3-0	1-0	0-0	2-0

#	Player	gp-gs	min	avg	Total		3-Point		F-Throw		Rebounds				pf	dq	a	to	blk	stl	pts	avg
					fg-fga	fg%	3fg-fga	3fg%	ft-fga	ft%	off	def	tot	avg								
10	ROBINSON, Orlando	3-3	93	31.0	22-41	.537	3-4	.750	18-23	.783	10	14	24	8.0	10	1	8	10	4	3	65	21.7
03	HILL, Isaiah	3-3	107	35.7	8-24	.333	4-10	.400	14-21	.667	1	13	14	4.7	4	0	8	8	1	4	34	11.3
05	CAMPBELL, Jordan	3-3	71	23.7	9-24	.375	0-4	.000	8-9	.889	1	12	13	4.3	8	0	3	3	3	1	26	8.7
13	STROUD, Deon	3-0	50	16.7	6-15	.400	2-6	.333	9-13	.692	1	5	6	2.0	3	0	5	5	0	1	23	7.7
23	COLIMERIO, Leo	3-2	68	22.7	7-13	.538	0-0	.000	0-1	.000	8	7	15	5.0	3	0	4	1	0	3	14	4.7
25	HOLLAND, Anthony	3-3	90	30.0	5-10	.500	3-7	.429	0-1	.000	1	7	8	2.7	9	0	6	1	0	3	13	4.3
34	MEAH, Braxton	3-0	28	9.3	3-5	.600	0-0	.000	6-9	.667	4	0	4	1.3	3	0	1	1	1	0	12	4.0
22	WHITAKER, Destin	3-0	56	18.7	3-9	.333	2-8	.250	2-2	1.000	1	4	5	1.7	4	0	2	2	0	1	10	3.3
11	YAP, Donavan	3-0	10	3.3	0-3	.000	0-2	.000	1-2	.500	0	0	0	0.0	2	0	0	0	0	1	1	0.3
01	BAKER, Jemarl	1-1	24	24.0	0-4	.000	0-3	.000	0-0	.000	0	6	6	6.0	0	0	2	0	1	0	0	0.0
00	HARDING, Kyle	1-0	3	3.0	0-0	.000	0-0	.000	0-0	.000	0	2	2	2.0	2	0	0	0	0	0	0	0.0
Team											2	1	3					3				
Total.....		3	600		63-148	.426	14-44	.318	58-81	.716	29	71	100	33.3	48	1	39	34	10	17	198	66.0
Opponents.....		3	600		60-143	.420	25-54	.463	32-44	.727	18	62	80	26.7	65	-	33	46	3	12	177	59.0

TEAM STATISTICS	FS	OPP
SCORING	198	177
Points per game	66.0	59.0
Scoring margin	+7.0	-
FIELD GOALS-ATT	63-148	60-143
Field goal pct	.426	.420
3 POINT FG-ATT	14-44	25-54
3-point FG pct	.318	.463
3-pt FG made per game	4.7	8.3
FREE THROWS-ATT	58-81	32-44
Free throw pct	.716	.727
F-Throws made per game	19.3	10.7
REBOUNDS	100	80
Rebounds per game	33.3	26.7
Rebounding margin	+6.7	-
ASSISTS	39	33
Assists per game	13.0	11.0
TURNOVERS	34	46
Turnovers per game	11.3	15.3
Turnover margin	+4.0	-
Assist/turnover ratio	1.1	0.7
STEALS	17	12
Steals per game	5.7	4.0
BLOCKS	10	3
Blocks per game	3.3	1.0
ATTENDANCE	3388	3400
Home games-Avg/Game	1-3388	0-0
Neutral site-Avg/Game	-	2-1700

	Date	Opponent		Score	Att.
1	11/15/21	IDAHO	w	69-62	3388
2	11/22/21	vs Pepperdine	w	70-63	1700
2	11/24/21	vs Santa Clara	w	59-52	1700

(1) = 2021 Venue Twin SoCal Challenge (Campus Sites)
(2) = 2021 Venue Twin SoCal Challenge (San Juan Capistrano, Calif.)
* = Conference game

Score by Periods	1st	2nd	Totals
Fresno State	91	107	198
Opponents	78	99	177





2021-22 Fresno St. Men's Basketball Combined Team Statistics Home games

Page 1/1
as of Dec 19, 2021

Game Records

Record	Overall	Home	Away	Neutral
ALL GAMES	7-0	7-0	0-0	0-0
CONFERENCE	0-0	0-0	0-0	0-0
NON-CONFERENCE	7-0	7-0	0-0	0-0

Score by Periods

Team	1st	2nd	OT	TOT
Fresno St.	262	235	0	497
Opponents	167	198	0	365

Team Box Score

No.	Player				Total		3-Point		F-Throw		Rebounds													
		GP-GS	MIN	AVG	FG-FGA	FG%	3FG-3FGA	3FG%	FT-FTA	FT%	OFF	DEF	TOT	AVG	PF	DQ	A	TO	BLK	STL	PTS	AVG		
10	ROBINSON, Orlando	7-7	216:04	30.9	42-79	.532	4-14	.286	34-41	.829	22	39	61	8.7	14	0	23	15	8	11	122	17.4		
5	CAMPBELL, Jordan	7-7	160:03	22.9	33-58	.569	6-16	.375	3-5	.600	4	20	24	3.4	12	0	12	8	1	3	75	10.7		
1	BAKER JR., Jemarl	4-2	98:39	24.7	12-34	.353	5-20	.250	10-11	.909	0	14	14	3.5	3	0	10	9	1	5	39	9.8		
13	STROUD, Deon	5-0	90:50	18.2	14-37	.378	1-10	.100	19-23	.826	1	10	11	2.2	8	0	6	7	0	3	48	9.6		
3	HILL, Isaiah	7-7	182:25	26.1	19-49	.388	8-24	.333	6-9	.667	3	19	22	3.1	16	0	24	17	1	6	52	7.4		
4	BALLARD, Junior	4-1	51:48	13.0	8-16	.500	7-12	.583	1-1	1.000	0	2	2	0.5	4	0	2	1	0	1	24	6.0		
25	HOLLAND, Anthony	7-7	204:06	29.2	13-31	.419	5-17	.294	8-11	.727	9	33	42	6.0	12	0	9	3	1	7	39	5.6		
30	VAIHOLA, Robert	2-0	23:25	11.7	5-6	.833	0-0	.000	1-2	.500	3	3	6	3.0	1	0	0	0	0	0	11	5.5		
23	COLIMERIO, Leo	7-4	150:39	21.5	14-26	.538	0-4	.000	8-10	.800	17	15	32	4.6	12	0	6	5	2	7	36	5.1		
22	WHITAKER, Destin	6-0	89:45	15.0	6-17	.353	6-15	.400	1-2	.500	4	1	5	0.8	2	0	3	4	0	2	19	3.2		
11	YAP, Donovan	6-0	63:27	10.6	6-17	.353	2-6	.333	0-2	.000	0	8	8	1.3	6	0	1	5	0	1	14	2.3		
34	MEAH, Braxton	6-0	44:16	7.4	5-5	1.000	0-0	.000	3-4	.750	2	6	8	1.3	8	0	1	4	1	1	13	2.2		
33	VASQUEZ, Steven	2-0	03:49	1.9	1-1	1.000	0-0	.000	0-0	.000	0	0	0	0.0	0	0	0	0	0	0	2	1.0		
0	HARDING, Kyle	6-0	20:43	3.5	1-2	.500	0-1	.000	1-4	.250	0	3	3	0.5	2	0	3	0	0	3	3	0.5		
Team											8	9	17					2						
Total		7	1400		179-378	.474	44-139	.317	95-125	.760	73	182	255	36.4	100	0	100	80	15	50	497	71.0		
Opponents		7	1401		123-349	.352	46-161	.286	73-98	.745	54	140	194	27.7	132	2	62	106	9	37	365	52.1		

Team Statistics

	FRESNO	OPP
Scoring	497	365
Points per game	71.0	52.1
Scoring margin	+18.9	-
Field goals-att	179-378	123-349
Field goal pct	.474	.352
3 point fg-att	44-139	46-161
3-point FG pct	.317	.286
3-pt FG made per game	6.3	6.6
Free throws-att	95-125	73-98
Free throw pct	.760	.745
F-Throws made per game	13.6	10.4
Rebounds	255	194
Rebounds per game	36.4	27.7
Rebounding margin	+8.7	-
Assists	100	62
Assists per game	14.3	8.9
Turnovers	80	106
Turnovers per game	11.4	15.1
Turnover margin	+3.7	-
Assist/turnover ratio	1.3	0.6
Steals	50	37
Steals per game	7.1	5.3
Blocks	15	9
Blocks per game	2.1	1.3
Winning streak	7	-
Home win streak	7	-
Attendance	25502	0
Home games-Avg/Game	7-3643	0-0
Neutral site-Avg/Game	-	0-0

Team Results

Date	Opponent		Score	Att.
11/09/2021	Fresno Pacific	W	74-54	2820
11/12/2021	LIU	W	84-60	3438
11/15/2021	Idaho	W	69-62	3388
12/01/2021	San Diego	W	63-43	3132
12/04/2021	CSUN	W	61-43	3762
12/11/2021	UC Irvine	W	63-55	4501
12/17/2021	Cal Poly	W	83-48	4461





2021-22 Fresno St. Men's Basketball Combined Team Statistics All games

Page 1/1
as of Dec 19, 2021

Game Records

Record	Overall	Home	Away	Neutral
ALL GAMES	9-2	7-0	0-2	2-0
CONFERENCE	0-0	0-0	0-0	0-0
NON-CONFERENCE	9-2	7-0	0-2	2-0

Score by Periods

Team	1st	2nd	OT	TOT
Fresno St.	374	372	0	746
Opponents	271	345	0	616

Team Box Score

No.	Player				Total		3-Point		F-Throw		Rebounds													
		GP-GS	MIN	AVG	FG-FGA	FG%	3FG-3FGA	3FG%	FT-FTA	FT%	OFF	DEF	TOT	AVG	PF	DQ	A	TO	BLK	STL	PTS	AVG		
10	ROBINSON, Orlando	11-11	345:44	31.4	70-135	.519	8-27	.296	53-66	.803	31	58	89	8.1	25	1	32	26	19	14	201	18.3		
5	CAMPBELL, Jordan	11-11	244:27	22.2	44-91	.484	6-21	.286	11-14	.786	5	34	39	3.5	17	0	13	10	4	7	105	9.5		
1	BAKER JR., Jemarl	5-2	121:21	24.3	14-41	.341	5-23	.217	10-11	.909	1	17	18	3.6	4	0	10	10	1	6	43	8.6		
3	HILL, Isaiah	11-11	313:29	28.5	29-88	.330	13-40	.325	22-34	.647	4	30	34	3.1	22	0	30	28	1	11	93	8.5		
25	HOLLAND, Anthony	11-11	327:43	29.8	28-56	.500	12-29	.414	11-15	.733	15	43	58	5.3	24	0	16	4	1	9	79	7.2		
13	STROUD, Deon	9-0	160:16	17.8	18-53	.340	3-19	.158	24-29	.828	3	16	19	2.1	9	0	13	11	1	6	63	7.0		
4	BALLARD, Junior	5-1	71:05	14.2	9-19	.474	8-14	.571	2-3	.667	0	3	3	0.6	5	0	2	1	0	2	28	5.6		
30	VAIHOLA, Robert	2-0	23:25	11.7	5-6	.833	0-0	.000	1-2	.500	3	3	6	3.0	1	0	0	0	0	0	11	5.5		
23	COLIMERIO, Leo	11-8	240:48	21.9	21-40	.525	0-8	.000	8-10	.800	25	25	50	4.5	17	0	10	9	2	11	50	4.5		
22	WHITAKER, Destin	10-0	157:46	15.8	8-24	.333	7-21	.333	4-6	.667	4	5	9	0.9	8	0	5	6	0	4	27	2.7		
34	MEAH, Braxton	10-0	86:04	8.6	9-11	.818	0-0	.000	6-10	.600	8	12	20	2.0	14	0	1	8	2	1	24	2.4		
11	YAP, Donovan	8-0	71:47	9.0	6-19	.316	2-7	.286	1-4	.250	0	8	8	1.0	8	0	1	5	0	1	15	1.9		
33	VASQUEZ, Steven	2-0	03:49	1.9	1-1	1.000	0-0	.000	0-0	.000	0	0	0	0.0	0	0	0	0	0	0	2	1.0		
0	HARDING, Kyle	7-0	32:16	4.6	2-3	.667	0-1	.000	1-4	.250	0	4	4	0.6	2	0	5	1	0	3	5	0.7		
Team											12	11	23					5						
Total		11	2200		264-587	.450	64-210	.305	154-208	.740	111	269	380	34.5	156	1	138	124	31	75	746	67.8		
Opponents		11	2201		217-552	.393	77-235	.328	105-143	.734	81	234	315	28.6	203	4	105	163	19	56	616	56.0		

Team Statistics

	FRESNO	OPP
Scoring	746	616
Points per game	67.8	56.0
Scoring margin	+11.8	-
Field goals-att	264-587	217-552
Field goal pct	.450	.393
3 point fg-att	64-210	77-235
3-point FG pct	.305	.328
3-pt FG made per game	5.8	7.0
Free throws-att	154-208	105-143
Free throw pct	.740	.734
F-Throws made per game	14.0	9.5
Rebounds	380	315
Rebounds per game	34.5	28.6
Rebounding margin	+5.9	-
Assists	138	105
Assists per game	12.5	9.5
Turnovers	124	163
Turnovers per game	11.3	14.8
Turnover margin	+3.5	-
Assist/turnover ratio	1.1	0.6
Steals	75	56
Steals per game	6.8	5.1
Blocks	31	19
Blocks per game	2.8	1.7
Winning streak	2	-
Home win streak	7	-
Attendance	25502	6299
Home games-Avg/Game	7-3643	2-3150
Neutral site-Avg/Game	-	2-850

Team Results

Date	Opponent		Score	Att.
11/09/2021	Fresno Pacific	W	74-54	2820
11/12/2021	LIU	W	84-60	3438
11/15/2021	Idaho	W	69-62	3388
11/22/2021	vs Pepperdine	W	70-63	0
11/24/2021	vs Santa Clara	W	59-52	1700
11/28/2021	at California	L	57-65	3857
12/01/2021	San Diego	W	63-43	3132
12/04/2021	CSUN	W	61-43	3762
12/08/2021	at San Francisco	L	63-71	2442
12/11/2021	UC Irvine	W	63-55	4501
12/17/2021	Cal Poly	W	83-48	4461

