



FRESNO STATE FOOTBALL

- 2020 SPRING PROSPECTUS -

Football Contact: Matt Burkholder, Director of Communications

E-mail: mburkholder@csufresno.edu Office: 559-278-6186 (direct) Cell: (559) 862-3771

Secondary Football Contact: Savannah Stoeckle, Communications Assistant

E-mail: sstoeckle@csufresno.edu Office: 559-278-4645 (direct) Cell: (559) 567-8586

Website: gobulldogs.com

Twitter: @FresnoStateFB

Instagram: Fresno_State_Football

TABLE OF CONTENTS

Quick Facts	2
What to Know/Media Information.....	3
Returning/Lost (<i>Starters/Lettermen</i>).....	4
2020 Recruiting Class	5
Roster	6-7, 8-9
Head Coach Kalen DeBoer/Assistants.....	10
Schedule/Futures	11
2019 in Review.....	12-20
Turnover History	21
Career Bests	22
Last Times	23-24
2019 Game Summaries	25-30
Career Statistics	31-48

Important Dates

Spring Practices begin: *suspended*

Spring Preview: *suspended*

Finals Week: May 11-15

Summer Workouts begin: TBD

Mountain West Media Days: July 16-17

- Mountain Division, July 16 | West Division, July 17

Spring Football Schedule (*subject to change*):

Sunday	Monday	Tuesday	Wednesday	Thursday	Friday	Saturday
	3.16 Practice #1	3.17	3.18 Practice #2	3.19	3.20 Practice #3	3.21
3.22	3.23 Practice #4	3.24	3.25 Practice #5	3.26	3.27 Practice #6	3.28
3.29	3.30 Practice #7	3.31	4.1 Practice #8	4.2	4.3 Practice #9	4.4
4.5	4.6	4.7	4.8	4.9	4.10	4.11
4.12	4.13	4.14	4.15 Practice #10	4.16	4.17 Practice #11	4.18 Practice #12
4.19	4.20	4.21 Practice #13	4.22	4.23 Practice #14	4.24 Spring Preview Practice #15	

What to know:

- The 2020 Bulldog football season will be led by Kalen DeBoer, appointed the 20th head coach in program history on Dec. 17 following the departure of Jeff Tedford (personal reasons).
- DeBoer, no stranger to the Valley, was the Bulldogs' offensive coordinator under Tedford in 2017-18 and returns to Fresno State following a standout 2019 campaign as the offensive coordinator for the Indiana Hoosiers.
- Four assistant coaches from the 2019 season returned - Ryan Grubb (OC/Associate HC), Kirby Moore (WR), Roman Sapolu (OL) and J.D. Williams (CBs).
- Fresno State welcomed six new assistant coaches to the fold in January - William Inge (DC/LBs), Lee Marks (RBs/Assistant HC), Julius Brown (Huskies/Recruiting Coordinator), Eric Schmidt (DL/ST Coordinator), Chuck Morrell (Safeties) and Paul Creighton (TEs).
- Fresno State will shift both its base offense and base defense - to a multiple base offense and 4-2-5 base defense.
- The Bulldogs' 2020 recruiting class consisted of 14 individuals signing their intent to play at Fresno State. Each of them were California recruits. 12 signed during the early signing period.
- Three who signed national letters of intent, enrolled for the spring semester and have been

MOST ACTIVE CAREER STARTS

DL	Kevin Atkins (Sr.)	26
RB	Ronnie Rivers (Sr.)	25
OL	Syrus Tuitele (Sr.)	20
DE	Kwami Jones (Sr.)	13
LB	Justin Rice (Sr.)	13
DB	Wylan Free (Jr.)	12
LB	Arron Mosby (Sr.)	12
OL	Dontae Bull (Jr.)	11
OL	Quireo Woodley (Jr.)	11

MOST ACTIVE CAREER GAMES PLAYED

DT	Kevin Atkins (Sr.)	40
LS	Jacob Westberry (Sr.)	40
LB	Arron Mosby (Sr.)	39
RB	Ronnie Rivers (Sr.)	36
LB	Justin Rice (Sr.)	32
RB	Saeveon Johnson (Sr.)	31
DE	Kwami Jones (Sr.)	31
DE	Andrew Wright (Sr.)	31

2020 FRESNO STATE SCHEDULE

Date	Opponent (AP^/Coaches^)	Time/Result	Opp. '19 Record	Series, leader	Game Note
Sept. 5	Idaho State	TBA	3-9	2-1, ISU	Fresno State-Idaho State set for first contest since 1977
Sept. 12	at Colorado	TBA	5-7	4-2, CU	Last pairing resulted in 69-14 drubbing of the Buffs in '12 at Bulldog Stadium
Sept. 26	Air Force* (#22/#23)	TBA	11-2	7-3, AF	Fresno State seeks to end three-game losing skid to Air Force in 2020
Oct. 3	at Colorado State*	TBA	4-8	10-5, CSU	Rams to host Fresno State at Canvas Stadium for first time
Oct. 10	at Texas A&M	TBA	8-5	1-0, TAMU	'Dogs set for return to College Station after 47-45 triple OT heartbreaker in '07
Oct. 17	New Mexico State	TBA	2-10	18-1, FS	'Dogs look to continue all-time series dominance of NMST in home bout
Oct. 24	at Nevada*	TBA	7-6	29-21-1, FS	Fresno State holds 5-3 series advantage in Mountain West games vs. Pack
Oct. 31	Hawai'i* (-/RV)	TBA	10-5	29-22-1, FS	The Bulldogs have won 8 of its last 9 games versus Hawai'i
Nov. 7	at UNLV*	TBA	4-8	15-7, FS	Bulldogs to play in the Rebels' inaugural season at Allegiant Field
Nov. 14	at Utah State*	TBA	7-6	17-13-1, FS	Aggies' knocked off FS with game-winning FG in 2019, look to avenge in 2020
Nov. 21	San Diego State* (RV/RV)	TBA	10-3	30-25-4, SDSU	Winner of the FS-SDSU game has participated in the MWC six of last seven years
Nov. 28	San Jose State*	TBA	5-7	42-38-3, FS	Fresno State to face its longest-running rival SJSU for 84th time

Key: * MW Game ; ^ 2019 final rankings

REFERENCE: "Fresno State" (never: FSU, FRES, CSUF, Fresno State University or just "Fresno"); ABBREVIATIONS: Fresno St. or FS

2020 QUICK FACTS

GENERAL INFORMATION:

Location.....	Fresno, Calif.
Founded.....	1911
Enrollment.....	25,200
President.....	Dr. Joseph I. Castro
Director of Athletics.....	Terry Tumey
Faculty Athletic Rep(s).....	Dr. Dawn Lewis
.....	Dr. Juan Carlos Gonzalez
Senior Woman Administrator.....	Carrie Coll
Colors.....	Red and Blue
Nickname.....	Bulldogs
Conference.....	Mountain West

TEAM HISTORY:

First Year of Football.....	1921
Seasons completed.....	98
All-Time Record.....	615-433-27
All-Time Home Record.....	382-178-14
Away Record.....	220-238-13
Neutral Record (not including bowl games).....	0-2
All-Time Bowl Record.....	14-15
All-Time Mountain West Games Only.....	37-27
Conference Championships.....	28
Last Conference Championship.....	2018-Mountain West
MW Conference Championships (<i>since 2012</i>).....	3
MW Division Titles (<i>since 2013</i>).....	4
Bowl Appearances.....	29
Last Bowl.....	2018 Las Vegas Bowl
All-America Selections.....	117
First-Team All-Americans.....	18

STADIUM INFORMATION:

Name.....	Bulldog Stadium (40,727)
Surface.....	FieldTurf
Completed.....	1980 (Beginning 40th Full Season)
First Game.....	Nov. 25, 1980 vs. Montana State
Record in Stadium.....	181-59-2
Largest Crowd.....	42,881 (5x in 2001)
Number of 40,000-plus crowds.....	33
Last 40,000-plus crowd.....	9/13/14 vs. Nebraska (41,031)
Press Box Phone.....	(559) 278-5959

TEAM INFORMATION:

2019 Overall Record.....	4-8
2019 Mountain West Record (Finish).....	2-6 (t-4th, west division)
2019 Bowl.....	did not qualify
Starters Returning/Lost.....	17/8
Offense: 8/3 Defense: 7/4 Special Teams: 2/1	
Lettermen Returning/Lost.....	38/16
Offense: 18/8 Defense: 17/7 Special Teams: 3/1	
Base Offense.....	Multiple
Base Defense.....	4-2-5

FOOTBALL STAFF:

Head Coach

Kalen DeBoer (Sioux Falls, 1998)	
Record at Fresno State (Years).....	0-0 (entering 1st)
Career D-I Record (Years).....	Same

Offensive Coordinator/Quarterbacks/Associate Head Coach

Ryan Grubb (Buena Vista, 1999)

Defensive Coordinator/Linebackers

William Inge (Iowa, 1996)

Running Backs/Asst. Head Coach/Run Game Coordinator

Lee Marks (Boise State, 2006)

Huskies/Recruiting Coordinator

Julius Brown (Boise State, 2006)

Wide Receivers

Kirby Moore (Boise State, 2012)

Defensive Line/Special Teams Coordinator

Eric Schmidt (North Dakota, 2002)

Offensive Line

Roman Sapolu (Oregon State, 2014)

Safeties

Chuck Morrell (Sioux Falls, 1998)

Tight Ends

Paul Creighton (Colorado, 2006)

Cornerbacks

J.D. Williams (Fresno State, 1997)

Head Strength & Conditioning

Ron McKeefery (Ottawa, 1997)

Asst. Strength & Conditioning

Andy Ward (Cal State Stanislaus, 2009)

Offensive Quality Control

Tyson Prince (Michigan State, 2019)

Defensive Quality Control

Jim Nelson (Drake, 2011)

Special Teams Quality Control

Ben Watkins (Peru State College, 2017)

Graduate Assistant (Offense)

Jordan Loeffler (Hawai'i, 2014) | Taylor Pope (Boise State, 2016)

Graduate Assistant (Defense)

Michael Barton (California, 2016) | Maamaloa Mafi (Fresno State, 2019)

Assistant A.D. for Football Operations/Chief of Staff

Mike McHugh (Findlay, 1983)

Director of Player Personnel

Courtney Morgan (Michigan, 2003)

Director of On-Campus Recruiting

Tony Bradford (Kennesaw State, 2018)

ATHLETIC COMMUNICATIONS:

Director of Communications/FB Contact.....	Matt Burkholder
Email.....	mburkholder@csufresno.edu
Office.....	559-278-6186
Address.....	5305 N. Campus Drive NG 27
.....	Fresno, CA 93740
Website.....	gobulldogs.com

IMPORTANT PHONE NUMBERS:

Athletic Department Phone.....	559-278-2643
Ticket Office.....	559-278-3647
Football Offices.....	559-278-3015

participants in winter workouts and will be spring football participants: junior college transfers Rory Hanson (TE) and Da'Marcus Johnson (DL), and early enrollee Julian Polendo (OL).

- One assistant coach calls Fresno State their alma mater, J.D. Williams. He is one of five first round NFL Draft picks in program history - selected 16th overall in the 1990 draft.

- The Bulldogs return 17 starters to the 2020 team. In 2018 the 'Dogs returned 17 starters and in 2019 the 'Dogs returned 12 starters.

- The Bulldogs lost one junior as an early entrant to the 2020 NFL Draft - OL Netane Muti.

- The 'Dogs had two invited to the 2020 NFL Combine - OL Netane Muti and LB Mykal Walker.

- Six of the Bulldogs' 11 FBS opponents in 2020 qualified for a bowl game in 2019, and the 11 collectively went 73-67 (.521).

- Fresno State has three selections from the 2019 All-Mountain West football team returning to the 2020 squad in first-teamer Justin Rice, second-teamer Ronnie Rivers, and honorable mention selection Kevin Atkins. The 'Dogs had a total of six 2019 selections having lost first-team pick Mykal Walker and honorable mention picks Blake Cusick and Juju Hughes.

- The program had 19 individuals named to the 2019 Mountain West Fall All-Academic team on Feb. 28, 2020. Of those 19, 14 return to the 2020 team.

- While Fresno State only has three players returning with starting experience greater than 20-plus games - DT Kevin Atkins (26), RB Ronnie Rivers (25), OL Syrus Tuitele (20) - the team boasts a total 32 individuals who have started in at least one game in their respective Fresno State careers.

- Eight true freshmen made starts for the 'Dogs in 2019 - only Alabama (9) and Akron (9) started more.

- Under the new redshirt rule, six true freshman retained their respective redshirt years and gained game experience - Malachi Langley, Deshawn Ruffin, Deven Jarvis, Elijah Carson, Josh Kelly & Reggie Strong. In addition, senior Kwami Jones played in four games and retained his eligibility for a fifth year.

- Fresno State returns from a 4-8 season in 2019. Three of their losses were under three points, seven of the eight losses were by 10 points or less.

What to know offensively:

- Fresno State returns eight starters on offense.

- Of the three lost, one is the quarterback position. An open competition starts March 16 between juniors Jake Haener and Danny Velasquez, and sophomores Ben Wooldridge and Braden Wingle. Wooldridge possesses the most experience in the QB room having arrived in 2018 and played in three games. Haener transferred to Fresno State from Washington prior to the 2019 season, and Velasquez and Wingle just enrolled in spring 2020.

- The offense gained back Chris Coleman to the wide receiver room after he moved midseason in 2019 to cornerback to add depth created by injuries. Coleman started the season opener in 2019 at wide receiver; he made five starts at cornerback.

- The offense will also gain back the services of running back Jordan Mims, who missed the 2019 season to injury. Mims will enter his redshirt junior season with eight career starts, and 1,063 career rushing yards and 12 career rushing TDs.

- The offense returns 67 percent (1,286) of its rushing production and 70 percent (1,896) of its receiving production from the 2019 season.

- Ronnie Rivers enters 2020 as the 14th-leading rusher in program history (2,122). He broke the 2,000-yard plateau in the 2019 season finale, becoming one of 17 players to ever reach that milestone. If he gains 878 yards in 2020, he'd join the 3,000-yard club, which consists of just six Bulldogs - one of which is his father. Ron Rivers (1991-93) is the second-leading rusher in program history with 3,473 rushing yards.

- The offensive line utilized 10 different starting combinations and nine different individuals saw starts during the 12-game 2019 season. Six of the nine individuals return to the 2020 team.

What to know defensively:

- Fresno State returns seven starters on defense.

- The Bulldogs' leading tackler a season ago, linebacker Justin Rice, returns for his senior season in 2020. He registered 112 tackles in 2019, in his first season playing the position. Rice ranked T-21st in the FBS in tackles per game last season with 9.3.

- The Bulldogs lost their second, and third leading tacklers in Mykal Walker (96) and Juju Hughes (80) but do return No. 4 Arron Mosby (78) and No. 5 Wylan Free (64).

- The Bulldogs' defense in 2019 ranked T-23rd in turnovers gained in the FBS with 11 fumble recoveries and 11 interceptions. Eight of the 11 Bulldogs that helped generate that production in 2019 return for the 2020 season. Justin Rice led that group with four takeaways (2 FR, 2 INT).

- Kevin Atkins, the 'Dogs' most experienced player, by starts (26), led the team in sacks in 2019 with 5.0.

- Kwami Jones will return to the defensive line in 2020, a senior in 2019 that was sidelined until the final four games, produced 26 tackles & 2.5 sacks as a 10-game starter in 2018.

MEDIA INFORMATION

Media Availability

All interviews for Bulldog players and coaches will be coordinated through the Fresno State Athletics Communications Office. Student-athletes that have not participated in a game are not allowed to speak to the media, per team rules.

Post-practice Spring Football Media Interview Schedule

#	Date	Day	Media Availability
1	3/16	Mon.....	n/a
2	3/18	Wed.....	n/a
3	3/20	Fri.....	n/a
4	3/23	Mon.....	n/a
5	3/25	Wed.....	n/a
6	3/27	Fri.....	n/a
7	3/30	Mon.....	n/a
8	4/1	Wed.....	n/a
9	4/3	Fri.....	n/a
=====			
10	4/15	Wed.....	n/a
11	4/17	Fri.....	n/a
12	4/18	Sat.....	n/a
13	4/21	Tue.....	n/a
14	4/23	Thu.....	n/a
15	4/24	Fri.....	n/a

- There will be a **maximum of 4 requests per day** to assist players and coaches getting off the field in a timely manner.

- Only student-athletes who have previously played in a game for the Bulldogs are eligible for media interviews, per team rules.

- Media outlets looking to view or get photos/b-roll may do so at the beginning of practices during the individual periods (approximately the first 30 minutes of practice; can vary on given days); all media members will be asked to leave after this time period.

Football Email List

If you would like to be added to the Bulldog football email list to receive breaking news about the team, please contact **Matt Burkholder**.

Photo Requests

All requests for use of Bulldog football photos for television networks or print publications, please contact **Savannah Stoeckle**. If granted, all photos must have proper attribution to Fresno State Athletics.

ATHLETICS COMMUNICATIONS:

Director of FB Communications.....	Matt Burkholder
Email.....	mburkholder@csufresno.edu
Office.....	559-278-6186
FB secondary.....	Savannah Stoeckle
Email	sstoeckle@csufresno.edu
Office.....	559-278-4645
FB tertiary.....	Josh Mitchell
Email.....	jomitchell@csufresno.edu
Office.....	559-278-7301
FB credentialing.....	Taylor Martinez
Email	taylormartinez@csufresno.edu
Office	559-278-4881

gobulldogs.com

RETURNING / LOST**STARTERS RETURNING (17)****OFFENSE (8)**

Ronnie Rivers*, RB, 5-8, 183, Sr.
 Syrus Tuitele*, RT, 6-6, 300, Sr.
 Donte Bull, OL, 6-6, 324, Jr.
 Quireo Woodley, OL, 6-4, 308, Jr.
 Matt Smith, OL, 5-11, 285, Sr.
 Zane Pope, WR, 6-2, 191, Jr.
 Jalen Cropper, WR, 5-11, 155, So.
 Juan Rodriguez, TE, 6-2, 240, Sr.

DEFENSE (7)

Kevin Atkins*, DT, 6-2, 295, Sr.
 Kwami Jones*, DE, 6-2, 250, Rsr.
 Isaiah Johnson, DE, 6-3, 235, Jr.
 Justin Rice, LB, 6-2, 225, Sr.
 Arron Mosby, LB, 6-4, 230, Sr.
 Wylan Free, DB, 6-2, 185, Jr.
 Chris Coleman^, DB, 5-11, 186, Jr.

SPECIAL TEAMS (2)

Jacob Westberry*, LS, 6-3, 255, Sr.
 Cesar Silva, K, 5-11, 185, Sr.

* two-time returning starter

^ moving to offense in 2020

STARTERS LOST (8)**OFFENSE (3)**

Jorge Reyna, QB
 Jared Rice, TE
 Jace Fuamatu, OL

DEFENSE (4)

Mykal Walker, DE
 Juju Hughes, DB
 Jaron Bryant, DB
 Keiti Iakapo, DT

SPECIAL TEAMS (1)

Blake Cusick, P

LETTERMEN RETURNING (38)

OFFENSE (18): Alex Akingbulu, Erik Brooks, Dontae Bull, Jalen Cropper, Emoryie Edwards, Patrick Elima-Jeune, Jamal Glaspie, Saevion Johnson, Zane Pope, Ronnie Rivers, Juan Rodriguez, Tyrone Sampson Jr., Bula Schmidt, Matt Smith, Jared Torres, Syrus Tuitele, Kerie Wheatfall, Quireo Woodley

DEFENSE (17): Kevin Atkins, Levelle Bailey, Chris Coleman, Alex Cruz, Rian Fields, Wylan Free, Chris Gaston, Isaiah Johnson, Randy Jordan, Sherwin King Jr., Arron Mosby, Leonard Payne Jr., Deonte Perry, Justin Rice, Leevel Tatum III, Evan Williams, Andrew Wright

SPECIAL TEAMS (3): Asa Fuller, Cesar Silva, Jacob Westberry

All positions above reflect where the individual played in 2019

LETTERMEN LOST (16)

OFFENSE (8): Nick Aibuedefe, Frank Dalena, Jace Fuamatu, Derrion Grim, Josh Hokit, Jorge Reyna, Jared Rice, Cam Sutton

DEFENSE (7): Jaron Bryant, Dorrzel Hicks, Juju Hughes, Keiti Iakapo, Ricky McCoy, Bryson Oglesby, Mykal Walker

SPECIAL TEAMS (1): Blake Cusick

REDSHIRTS RETURNING (31)

OFFENSE (13): Nick Abbs, Dante Adkins Jr., Tim Anderson, Estevan Barragan, Jevon Bigelow, Elijah Carson, Zach Geig, Jake Haener, Josh Kelly, Micah Pasion, Raymond Pauwels Jr., Osmar Velez, Rodney Wright

DEFENSE (17): Tanner Blount, Devo Bridges, Kurtis Brown, Kyvin Carroll, LJ Early, Jacob Hollins, Deven Jarvis, Kwami Jones, Malachi Langley, Bralyn Lux, Myles Martin, David Perales, Deshawn Ruffin, Mathew Sanchez, Reggie Strong, Nikko Thomas, Colby Warkentin

SPECIAL TEAMS (1): Cade Fuller

OTHER SQUADMEN RETURNING (16)

OFFENSE (7): Marc-David Bein-Aime, Steven Comstock, Zion Echols, Matt Kjeldgaard, Jordan Mims, Clive Truschel, Ben Wooldridge

DEFENSE (7): Richard Cage, Jason Diaz Jr., Alex Dumais, Kenny Gagnon, Matt Lawson, Tanner Rice, David Tate Jr.

SPECIAL TEAMS (2): Carson King, Mateo Thompson

All positions above reflect where the individual played in 2019

SPRING ROSTER ADDITIONS (10)

OFFENSE (7): Danny Velasquez, Braden Wingle, McKinley Lee, Julian Polendo, Rory Hanson, Jordan Brown, Kevin Parker

DEFENSE (3): Da'Marcus Johnson, Cameron Lumanuzzi, Jack Rice

SPECIAL TEAMS (0):

2020 RECRUITING CLASS

OFFENSE

QB	Logan Fife [^]	6-0	200	Tracy, Calif. (Tracy HS)
RB	Malik Sherrod [^]	5-8	165	Oxnard, Calif. (Pacifica HS)
WR	Mac Dalena [^]	5-10	165	Fresno, Calif. (San Joaquin Memorial HS)
TE	Matt Lowe [^]	6-5	245	Hesperia, Calif. (Serrano HS)
TE	Rory Hanson ^{*!}	6-5	234	Tracy, Calif. (Modesto Christian HS/Modesto JC)
OL	Joseph Church [^]	6-5	285	Fontana, Calif. (Upland HS)
OL	Julian Polendo ^{^!}	6-5	357	Palm Springs, Calif. (Palm Springs HS)
OL	Mose Vavao	6-2	313	Mountain View, Calif. (St. Francis HS)

DEFENSE

DL	Da'Marcus Johnson ^{^!}	6-4	216	Sacramento, Calif. (American River College)
LB	Tyler Mello [^]	6-3	215	Hanford, Calif. (Hanford HS)
DB	CJ Jones [^]	5-11	175	Fresno, Calif. (Buchanan HS)
DB	Kamron Forest [^]	5-10	165	Fontana, Calif. (Cajon HS)
DB	Dupree Williams [^]	6-2	175	Compton, Calif. (Dominguez HS)
ATH	Kosi Agina [^]	6-0	185	Fresno, Calif. (Sanger HS)

[^] signed during early period - Dec. 18 | ^{*} signed Jan. 7 (midyear JC Transfer) | [!] enrolled in school for 2020 spring semester

SIGNING DAY NOTES

- Fresno State received one National Letter of Intent on Feb. 5, 2020, which increased their 2020 class to 14.
- Fresno State received 12 National Letters of Intent during the 2020 Early Signing Day period on Dec. 18, 2019.
 - the Bulldogs added Rory Hanson on Jan. 7 during the midyear JC transfer period (Dec. 18 - Jan. 15)
- All 14 signees are California recruits.
 - Four signees are Valley products, including two from the immediate Fresno area.
 - four claim hometowns from the Valley, five played HS football in the Valley.
 - Fresno State signed 12 high school players and two Juco players.
- Fresno State signed eight offensive players, five defensive players and one classified as an athlete.
 - The largest number of NLI's dedicated to one position group was three.
 - the Bulldogs signed three offensive linemen and three defensive backs.

2020 FRESNO STATE SPRING ROSTER

NUMERICAL

No.	Name	Pos.	Ht.	Wt.	Cl.	Exp.	Hometown (High School/Previous School)
1	Keric Wheatfall	WR	6-1	179	Sr.	4th	Cypress, Texas (Blinn College)
2	Patrick Elima-Jeune	WR	6-0	194	Jr.	4th	Inglewood, Calif. (Morningside)
2	Chris Gaston	DB	6-1	183	Jr.	4th	La Puente, Calif. (Bishop Amat)
3	Jamal Glaspie	WR	6-1	178	So.	2nd	Los Angeles, Calif. (Culver City)
3	Jacob Hollins	LB	6-1	215	RSo.	3rd	San Jose, Calif. (Central/Illinois)
4	Emoryie Edwards	WR	5-11	193	So.	3rd	Tulare, Calif. (Tulare Union)
4	Wylan Free	DB	6-2	185	Jr.	4th	Compton, Calif. (Lynwood)
5	Jalen Cropper	WR	5-11	155	So.	2nd	Parlier, Calif. (Buchanan)
5	Devo Bridges	DE	6-2	245	RFr.	2nd	Rialto, Calif. (Carter)
6	Ben Wooldridge	QB	6-2	206	So.	3rd	Pleasanton, Calif. (Foothill)
6	Levelle Bailey	LB	6-2	200	So.	2nd	Sacramento, Calif. (Luther Burbank)
7	Jake Haener	QB	6-0	193	Jr.	4th	Danville, Calif. (Monte Vista HS/Washington)
7	Reggie Strong	DB	5-11	195	RFr.	2nd	Vallejo, Calif. (Orange Lutheran)
8	Chris Coleman	WR	5-11	186	Jr.	4th	Bakersfield, Calif. (Garces Memorial)
8	Deven Jarvis	DB	6-0	195	RFr.	2nd	West Covina, Calif. (Bishop Amat)
10	Justin Rice	LB	6-2	225	Sr.	5th	Modesto, Calif. (Central Catholic)
11	Josh Kelly	WR	6-1	179	RFr.	2nd	Fresno, Calif. (San Joaquin Memorial)
11	Sherwin King Jr.	LB	5-11	210	So.	3rd	Fresno, Calif. (Sunnyside)
13	Rodney Wright III	WR	5-10	181	RFr.	2nd	Fresno, Calif. (Clovis West)
15	Arron Mosby	LB	6-4	230	Sr.	4th	Sanger, Calif. (Sanger)
16	Rian Fields	LB	6-5	201	So.	3rd	Irvine, Calif. (Irvine)
17	Deonte Perry	DB	6-0	190	Sr.	5th	Canoga Park, Calif. (Canoga Park)
18	Isaiah Johnson	DE	6-3	235	Jr.	3rd	Modesto, Calif. (Downey)
18	Danny Velasquez	QB	6-0	189	Jr.	3rd	Turlock, Calif. (Turlock/Modesto JC)
19	Colby Warkentin	DL	6-5	230	RFr.	2nd	Bakersfield, Calif. (Centennial)
19	Braden Wingle	QB	6-6	210	So.	2nd	Bakersfield, Calif. (Bakersfield Christian/Bakerfield College)
20	Ronnie Rivers	RB	5-8	183	Sr.	4th	Brentwood, Calif. (Freedom)
20	Myles Martin	DB	5-9	168	RFr.	2nd	Murrieta, Calif. (Murrieta)
22	Steven Comstock	DB	6-0	199	So.	3rd	Glendora, Calif. (Northview)
22	Jordan Mims	RB	5-11	195	RJr.	4th	East Palo Alto, Calif. (Menlo-Atherton)
23	McKinley Lee	RB	5-7	174	Fr.	1st	Fresno, Calif. (Edison)
23	Deshawn Ruffin	DB	5-10	177	RFr.	2nd	Fresno, Calif. (Sunnyside)
24	Saevion Johnson	RB	6-0	210	Sr.	5th	Pearland, Texas (Pearland Dawson)
25	Kevin Parker	WR	5-6	155	Sr.	5th	Oakland, Calif. (Skyline)
26	Randy Jordan	DB	5-9	170	So.	2nd	Tulare, Calif. (Tulare Union)
27	L.J. Early	DB	5-11	197	RJr.	4th	Tulare, Calif. (Tulare Western/Bakersfield College)
27	Zane Pope	WR	6-2	191	Jr.	4th	Moorpark, Calif. (Moorpark)
28	Jevon Bigelow	RB	6-1	218	RSo.	3rd	Fresno, Calif. (Central/Wyoming)
28	Cesar Silva	K	5-11	185	Sr.	5th	Milpitas, Calif. (Milpitas/College of San Mateo)
29	Esteven Barragan	RB	5-8	173	RFr.	2nd	Ceres, Calif. (Central Valley)
30	Kenny Gagnon	DB	5-11	185	Sr.	5th	La Quinta, Calif. (Desert Christian Academy)
31	Andrew Wright	DE	6-2	235	Sr.	5th	Buena Park, Calif. (Buena Park)
32	Evan Williams	DB	6-0	195	So.	2nd	Campbell, Calif. (Saint Francis)
33	Kwami Jones	DE	6-2	250	RSr.	5th	San Francisco, Calif. (Serra/College of San Mateo)
34	Kyvin Carroll	LB	5-11	248	So.	2nd	Bryant, Ark. (Benton)
34	Zion Echols	RB	5-9	185	Sr.	5th	Covina, Calif. (Charter Oak /Cal/Mt. San Antonio)
35	Malachi Langley	LB	6-0	230	RFr.	2nd	Los Angeles, Calif. (Pasadena)
36	Cade Fuller	P	6-2	200	RFr.	2nd	Fountain Valley, Calif. (Servite)
37	Asa Fuller	K	6-2	220	Jr.	4th	Fountain Valley, Calif. (Servite)
38	Bralyn Lux	DB	5-9	170	RFr.	2nd	Sunnyvale, Calif. (King's Academy)
39	Jason Diaz Jr.	DB	5-10	170	Sr.	5th	Fresno, Calif. (Clovis West/San Jose CC)
39	Mateo Thompson	K	5-7	160	Sr.	5th	Murrieta, Calif. (Murrieta Mesa/Saddleback JC)
40	Nikko Thomas	DL	6-4	230	RJr.	4th	Portland, Ore. (American River CC)
42	Richard Cage	LB	6-1	220	Jr.	4th	Corona, Calif. (Eleanor Roosevelt)
43	Alex Dumais	DL	6-3	285	So.	3rd	Montreal, Canada (St. Paul-CA)
44	Leevel Tatum III	DE	6-1	250	Sr.	5th	Fresno, Calif. (Edison/UNLV)
45	Kurtis Brown	DL	6-1	290	Jr.	4th	Bakersfield, Calif. (Liberty/Arizona)
45	Carson King	P	6-0	190	So.	3rd	Livermore, Calif. (Freedom)
46	Cameron Lamanuzzi	LB			Jr.	4th	Fresno, Calif. (Bullard/Fresno City College)
46	Mathew Sanchez	DB	6-0	165	RFr.	2nd	Fresno, Calif. (Clovis)
48	Jack Rice	LB					Modesto, Calif. (Central Catholic)
49	Tanner Blount	LB	6-0	210	RFr.	2nd	Clovis, Calif. (Buchanan)

ALPHABETICAL

No.	Name	Pos.
77	Nick Abbs	OL
58	Dante Adkins Jr.	OL
75	Alex Akingbulu	OL
70	Tim Anderson	OL
90	Kevin Atkins	DT
6	Levelle Bailey	LB
29	Esteven Barragan	RB
71	Marc-David Bien-Aime	OL
28	Jevon Bigelow	RB
49	Tanner Blount	LB
5	Devo Bridges	DE
85	Erik Brooks	WR
45	Kurtis Brown	DL
81	Jordan Brown	WR
72	Dontae Bull	OL
42	Richard Cage	LB
34	Kyvin Carroll	LB
73	Elijah Carson	OL
8	Chris Coleman	WR
22	Steven Comstock	DB
5	Jalen Cropper	WR
51	Alex Cruz	DE
39	Jason Diaz Jr.	DB
43	Alex Dumais	DL
27	L.J. Early	DB
34	Zion Echols	RB
4	Emoryie Edwards	WR
2	Patrick Elima-Jeune	WR
16	Rian Fields	LB
4	Wylan Free	DB
37	Asa Fuller	K
36	Cade Fuller	P
30	Kenny Gagnon	DB
2	Chris Gaston	DB
56	Zack Geig	OL
3	Jamal Glaspie	WR
7	Jake Haener	QB
88	Rory Hanson	TE
3	Jacob Hollins	LB
8	Deven Jarvis	DB
52	Da'Marcus Johnson	DL
18	Isaiah Johnson	DE
24	Saevion Johnson	RB
33	Kwami Jones	DE
26	Randy Jordan	DB
11	Josh Kelly	WR
45	Carson King	P
11	Sherwin King Jr.	LB
62	Matt Kjeldgaard	DL
46	Cameron Lamanuzzi	LB
35	Malachi Langley	LB
91	Matt Lawson	DT
23	McKinley Lee	RB
38	Bralyn Lux	DB
20	Myles Martin	DB

2020 FRESNO STATE SPRING ROSTER

NUMERICAL

No.	Name	Pos.	Ht.	Wt.	Cl.	Exp.	Hometown (High School/Previous School)
50	Tyrone Sampson Jr.	OL	6-2	308	So.	3rd	Detroit, Mich. (East English Village Prep)
51	Alex Cruz	DE	6-2	240	Jr.	4th	Concord, Calif. (Concord)
52	Da'Marcus Johnson	DL	6-4	216	So.	2nd	Sacramento, Calif. (Burbank/American River)
53	Jacob Westberry	LS	6-3	255	Sr.	5th	Bradenton, Fla. (Saint Stephen's Episcopal)
54	Bula Schmidt	OL	6-1	295	So.	2nd	Wahiawa, Hawai'i (O'Dea [Wash.])
55	Leonard Payne Jr.	DL	6-2	295	So.	3rd	Downey, Calif. (St. Pius X-St. Matthias Academy)
55	Julian Polendo	OL	6-5	357	Fr.	1st	Palm Springs, Calif. (Palm Springs)
56	Zack Geig	OL	6-0	290	RFr.	2nd	Salinas, Calif. (Valley Christian)
57	Tanner Rice	LB	5-11	220	Sr.	5th	Clovis, Calif. (Clovis)
58	Dante Adkins Jr.	OL	6-3	287	RFr.	2nd	Lancaster, Calif. (Highland)
59	Matt Smith	OL	5-11	285	Sr.	5th	Long Beach, Calif. (St. John Bosco)
62	Matt Kjeldgaard	DL	6-2	295	So.	3rd	Oakdale, Calif. (Oakdale)
65	Syrus Tuitele	OL	6-6	300	Sr.	4th	Chico, Calif. (Pleasant Valley)
66	Quireo Woodley	OL	6-4	308	Jr.	4th	Murrieta, Calif. (Murrieta Valley)
70	Tim Anderson	OL	6-5	270	RJr.	4th	Mission Viejo, Calif. (Capistrano/Saddleback College)
71	Marc-David Bien-Aime	OL	6-5	350	So.	3rd	Montreal, Canada (Montmorency College)
72	Dontae Bull	OL	6-6	324	Jr.	4th	Victoria, Canada (Belmont Secondary)
73	Elijah Carson	OL	6-8	303	RFr.	2nd	San Diego, Calif. (Morse)
74	Clive Truschel	OL	6-3	274	So.	3rd	Clovis, Calif. (Clovis West)
75	Alex Akingbulu	OL	6-5	285	Sr.	5th	Carson, Calif. (UCLA)
77	Nick Abbs	OL	6-5	295	RSr.	5th	Portland, Ore. (Greshman/Fresno City College)
78	Osmar Velez	OL	6-1	295	RFr.	2nd	Lost Hills, Calif. (Wasco)
80	Juan Rodriguez	TE	6-2	240	Sr.	5th	Portola, Calif. (Portola/Butte College)
81	Jordan Brown	WR					Bellflower, Calif. (Mayfair)
82	Micah Pasion	TE	6-3	209	RFr.	2nd	Ewa Beach, Hawai'i (Kamehameha)
84	David Tate Jr.	TE	6-2	225	Sr.	5th	Fresno, Calif. (Edison/UNLV)
85	Erik Brooks	WR	5-7	165	So.	3rd	Corona, Calif. (Roosevelt)
86	Jared Torres	TE	6-5	245	So.	3rd	Visalia, Calif. (El Diamante)
87	Raymond Pauwels Jr.	TE	6-4	245	RJr.	4th	Litchfield, Ariz. (Millennium/Glendale College)
88	Rory Hanson	TE	6-5	234	Jr.	3rd	Tracy, Calif. (Modesto Christian/Modesto JC)
90	Kevin Atkins	DT	6-2	295	Sr.	5th	Murrieta, Calif. (Vista Murrieta)
91	Matt Lawson	DT	6-0	295	So.	3rd	Ontario, Calif. (Colony)
94	David Perales	DL	6-3	233	RJr.	4th	Merced, Calif. (Merced/Sacramento State)

Coaching Staff

Kalen DeBoer – Head Coach

Ryan Grubb – Offensive Coordinator/Quarterbacks/Associate Head Coach

William Inge – Defensive Coordinator/Linebackers

Lee Marks – Running Backs Coach/Run Game Coordinator/Assistant Head Coach

Julius Brown – Huskies/Recruiting Coordinator

Kirby Moore – Wide Receivers Coach/Pass Game Coordinator

Eric Schmidt – Defensive Line Coach/Special Teams Coordinator

Roman Sapolu – Offensive Line Coach/Run Game Coordinator

Chuck Morrell – Safeties Coach

Paul Creighton – Tight Ends Coach

J.D. Williams – Defensive Backs Coach/Defensive Passing Game Coordinator

Tyson Prince – Offensive Quality Control

Jim Nelson – Defensive Quality Control

Ben Watkins – Special Teams Quality Control

Jordan Loeffler – Offensive Graduate Assistant

Taylor Pope – Offensive Graduate Assistant

Michael Barton – Defensive Graduate Assistant

Maamaloa Mafi – Defensive Graduate Assistant

ALPHABETICAL

No.	Name	Pos.
22	Jordan Mims	RB
15	Arron Mosby	LB
25	Kevin Parker	WR
82	Micah Pasion	TE
87	Raymond Pauwels Jr.	TE
55	Leonard Payne Jr.	DL
17	Deonte Perry	DB
94	David Perales	DL
55	Julian Polendo	OL
27	Zane Pope	WR
48	Jack Rice	LB
10	Justin Rice	LB
57	Tanner Rice	DL
20	Ronnie Rivers	RB
80	Juan Rodriguez	TE
23	Deshawn Ruffin	DB
50	Tyrone Sampson Jr.	OL
46	Mathew Sanchez	DB
54	Bula Schmidt	OL
28	Cesar Silva	K
59	Matt Smith	OL
7	Reggie Strong	DB
84	David Tate Jr.	TE
44	Leevel Tatum III	DL
40	Nikko Thomas	DL
39	Mateo Thompson	K
86	Jared Torres	TE
74	Clive Truschel	OL
65	Syrus Tuitele	OL
18	Danny Velasquez	QB
78	Osmar Velez	OL
19	Colby Warkentin	DL
53	Jacob Westberry	LS
1	Keric Wheatfall	WR
32	Evan Williams	DB
19	Braden Wingle	QB
66	Quireo Woodley	OL
6	Ben Wooldridge	QB
31	Andrew Wright	DE
13	Rodney Wright III	WR

2020 FRESNO STATE SPRING ROSTER

BY POSITION

Quarterbacks

6	Ben Wooldridge	QB	6-2	206	So.	3rd	Pleasanton, Calif. (Foothill)
7	Jake Haener	QB	6-0	193	Jr.	4th	Danville, Calif. (Monte Vista HS/Washington)
18	Danny Velasquez	QB	6-0	189	Jr.	3rd	Turlock, Calif. (Turlock/Modesto JC)
19	Braden Wingle	QB	6-6	210	So.	2nd	Bakersfield, Calif. (Bakersfield Christian/Bakerfield College)

Running Backs

20	Ronnie Rivers	RB	5-8	183	Sr.	4th	Brentwood, Calif. (Freedom)
22	Jordan Mims	RB	5-11	195	RJr.	4th	East Palo Alto, Calif. (Menlo-Atherton)
23	McKinley Lee	RB	5-7	174	Fr.	1st	Fresno, Calif. (Edison)
24	Saeveion Johnson	RB	6-0	210	Sr.	5th	Pearland, Texas (Pearland Dawson)
28	Jevon Bigelow	RB	6-1	218	RSo.	3rd	Fresno, Calif. (Central/Wyoming)
29	Esteven Barragan	RB	5-8	173	RFr.	2nd	Ceres, Calif. (Central Valley)
34	Zion Echols	RB	5-9	185	Sr.	5th	Covina, Calif. (Charter Oak /Cal/Mt. San Antonio)

Tight Ends

80	Juan Rodriguez	TE	6-2	240	Sr.	5th	Portola, Calif. (Portola/Butte College)
82	Micah Pasion	TE	6-3	209	RFr.	2nd	Ewa Beach, Hawai'i (Kamehameha)
84	David Tate Jr.	TE	6-2	225	Sr.	5th	Fresno, Calif. (Edison/UNLV)
86	Jared Torres	TE	6-5	245	So.	3rd	Visalia, Calif. (El Diamante)
87	Raymond Pauwels Jr.	TE	6-4	245	RJr.	4th	Litchfield, Ariz. (Millennium/Glendale College)
88	Rory Hanson	TE	6-5	234	Jr.	3rd	Tracy, Calif. (Modesto Christian/Modesto JC)

Wide Receivers

1	Keric Wheatfall	WR	6-1	179	Sr.	4th	Cypress, Texas (Blinn College)
2	Patrick Elima-Jeune	WR	6-0	194	Jr.	4th	Inglewood, Calif. (Morningside)
3	Jamal Glaspie	WR	6-1	178	So.	2nd	Los Angeles, Calif. (Culver City)
4	Emoryie Edwards	WR	5-11	193	So.	3rd	Tulare, Calif. (Tulare Union)
5	Jalen Cropper	WR	5-11	155	So.	2nd	Parlier, Calif. (Buchanan)
8	Chris Coleman	WR	5-11	186	Jr.	4th	Bakersfield, Calif. (Garces Memorial)
11	Josh Kelly	WR	6-1	179	RFr.	2nd	Fresno, Calif. (San Joaquin Memorial)
13	Rodney Wright III	WR	5-10	181	RFr.	2nd	Fresno, Calif. (Clovis West)
25	Kevin Parker	WR	5-6	155	Sr.	5th	Oakland, Calif. (Skyline)
27	Zane Pope	WR	6-2	191	Jr.	4th	Moorpark, Calif. (Moorpark)
81	Jordan Brown	WR					Bellflower, Calif. (Mayfair)
85	Erik Brooks	WR	5-7	165	So.	3rd	Corona, Calif. (Roosevelt)

Offensive Line

50	Tyrone Sampson Jr.	OL	6-2	308	So.	3rd	Detroit, Mich. (East English Village Prep)
54	Bula Schmidt	OL	6-1	295	So.	2nd	Wahiawa, Hawai'i (O'Dea [Wash.])
55	Julian Polendo	OL	6-5	357	Fr.	1st	Palm Springs, Calif. (Palm Springs)
56	Zack Geig	OL	6-0	290	RFr.	2nd	Salinas, Calif. (Valley Christian)
58	Dante Adkins Jr.	OL	6-3	287	RFr.	2nd	Lancaster, Calif. (Highland)
59	Matt Smith	OL	5-11	285	Sr.	5th	Long Beach, Calif. (St. John Bosco)
65	Syrus Tuitele	OL	6-6	300	Sr.	4th	Chico, Calif. (Pleasant Valley)
66	Quireo Woodley	OL	6-4	308	Jr.	4th	Murrieta, Calif. (Murrieta Valley)
70	Tim Anderson	OL	6-5	270	RJr.	4th	Mission Viejo, Calif. (Capistrano/Saddleback College)
71	Marc-David Bien-Aime	OL	6-5	350	So.	3rd	Montreal, Canada (Montmorency College)
72	Dontae Bull	OL	6-6	324	Jr.	4th	Victoria, Canada (Belmont Secondary)
73	Elijah Carson	OL	6-8	303	RFr.	2nd	San Diego, Calif. (Morse)
74	Clive Truschel	OL	6-3	274	So.	3rd	Clovis, Calif. (Clovis West)
75	Alex Akingbulu	OL	6-5	285	Sr.	5th	Carson, Calif. (UCLA)
77	Nick Abbs	OL	6-5	295	RSr.	5th	Portland, Ore. (Greshman/Fresno City College)
78	Osmar Velez	OL	6-1	295	RFr.	2nd	Lost Hills, Calif. (Wasco)

CAREER STARTS LEADERS

Kevin Atkins - DT	26
Ronnie Rivers - RB	25
Syrus Tuitele - OL	20
Kwami Jones - DE	13
Justin Rice - LB	13
Wylan Free - DB	12
Arron Mosby - LB	12
Dontae Bull - OL	11
Quireo Woodley - OL	11
Jordan Mims - RB	8
Matt Smith - OL	8
Isaiah Johnson - DL	7
Levelle Bailey - LB	5
Jalen Cropper - WR	5
Zane Pope - WR	5
Juan Rodriguez - TE	5
Evan Williams - DB	5
Nick Abbs - OL	4
Chris Gaston - DB	4
Bula Schmidt - OL	4
Keric Wheatfall - WR	4
Alex Akingbulu - OL	3
Jamal Glaspie - WR	3
Randy Jordan - DB	3
Tyrone Sampson Jr. - OL	3
Alex Cruz - DE	2
Alex Dumais - DL	1
Emoryie Edwards - WR	1
Josh Kelly - WR	1
Lelevel Tatum III - DL	1
Jared Torres - TE	1
Andrew Wright - DE	1

reflects only games started at Fresno State

2020 FRESNO STATE SPRING ROSTER

By POSITION

Defensive Line

5	Devo Bridges	DE	6-2	245	RFr.	2nd	Rialto, Calif. (Carter)
18	Isaiah Johnson	DE	6-3	235	Jr.	3rd	Modesto, Calif. (Downey)
19	Colby Warkentin	DL	6-5	230	RFr.	2nd	Bakersfield, Calif. (Centennial)
31	Andrew Wright	DE	6-2	235	Sr.	5th	Buena Park, Calif. (Buena Park)
33	Kwami Jones	DE	6-2	250	RSr.	5th	San Francisco, Calif. (Serra/College of San Mateo)
40	Nikko Thomas	DL	6-4	230	RJr.	4th	Portland, Ore. (American River CC)
43	Alex Dumais	DL	6-3	285	So.	3rd	Montreal, Canada (St. Paul-CA)
44	Leevel Tatum III	DE	6-1	250	Sr.	5th	Fresno, Calif. (Edison/UNLV)
45	Kurtis Brown	DL	6-1	290	Jr.	4th	Bakersfield, Calif. (Liberty/Arizona)
51	Alex Cruz	DE	6-2	240	Jr.	4th	Concord, Calif. (Concord)
52	Da'Marcus Johnson	DL	6-4	216	So.	2nd	Sacramento, Calif. (Burbank/American River)
55	Leonard Payne Jr.	DL	6-2	295	So.	3rd	Downey, Calif. (St. Pius X-St. Matthias Academy)
57	Tanner Rice	DL	5-11	220	Sr.	5th	Clovis, Calif. (Clovis)
62	Matt Kjeldgaard	DL	6-2	295	So.	3rd	Oakdale, Calif. (Oakdale)
90	Kevin Atkins	DT	6-2	295	Sr.	5th	Murrieta, Calif. (Vista Murrieta)
91	Matt Lawson	DT	6-0	295	So.	3rd	Ontario, Calif. (Colony)
94	David Perales	DL	6-3	233	RJr.	4th	Merced, Calif. (Merced/Sacramento State)

Linebackers

3	Jacob Hollins	LB	6-1	215	RSo.	3rd	San Jose, Calif. (Central/Illinois)
6	Levelle Bailey	LB	6-2	200	So.	2nd	Sacramento, Calif. (Luther Burbank)
10	Justin Rice	LB	6-2	225	Sr.	5th	Modesto, Calif. (Central Catholic)
11	Sherwin King Jr.	LB	5-11	210	So.	3rd	Fresno, Calif. (Sunnyside)
15	Arron Mosby	LB	6-4	230	Sr.	4th	Sanger, Calif. (Sanger)
16	Rian Fields	LB	6-5	201	So.	3rd	Irvine, Calif. (Irvine)
34	Kyvin Carroll	LB	5-11	248	So.	2nd	Bryant, Ark. (Benton)
35	Malachi Langley	LB	6-0	230	RFr.	2nd	Los Angeles, Calif. (Pasadena)
42	Richard Cage	LB	6-1	220	Jr.	4th	Corona, Calif. (Eleanor Roosevelt)
46	Cameron Lamanuzzi	LB			Jr.	4th	Fresno, Calif. (Bullard/Fresno City College)
48	Jack Rice	LB					Modesto, Calif. (Central Catholic)
49	Tanner Blount	LB	6-0	210	RFr.	2nd	Clovis, Calif. (Buchanan)

Defensive Backs

2	Chris Gaston	DB	6-1	183	Jr.	4th	La Puente, Calif. (Bishop Amat)
4	Wylan Free	DB	6-2	185	Jr.	4th	Compton, Calif. (Lynwood)
7	Reggie Strong	DB	5-11	195	RFr.	2nd	Vallejo, Calif. (Orange Lutheran)
8	Deven Jarvis	DB	6-0	195	RFr.	2nd	West Covina, Calif. (Bishop Amat)
17	Deonte Perry	DB	6-0	190	Sr.	5th	Canoga Park, Calif. (Canoga Park)
20	Myles Martin	DB	5-9	168	RFr.	2nd	Murrieta, Calif. (Murrieta)
22	Steven Comstock	DB	6-0	199	So.	3rd	Glendora, Calif. (Northview)
23	Deshawn Ruffin	DB	5-10	177	RFr.	2nd	Fresno, Calif. (Sunnyside)
26	Randy Jordan	DB	5-9	170	So.	2nd	Tulare, Calif. (Tulare Union)
27	L.J. Early	DB	5-11	197	RJr.	4th	Tulare, Calif. (Tulare Western/Bakersfield College)
30	Kenny Gagnon	DB	5-11	185	Sr.	5th	La Quinta, Calif. (Desert Christian Academy)
32	Evan Williams	DB	6-0	195	So.	2nd	Campbell, Calif. (Saint Francis)
38	Bralyn Lux	DB	5-9	170	RFr.	2nd	Sunnyvale, Calif. (King's Academy)
39	Jason Diaz Jr.	DB	5-10	170	Sr.	5th	Fresno, Calif. (Clovis West/San Jose CC)
46	Mathew Sanchez	DB	6-0	165	RFr.	2nd	Fresno, Calif. (Clovis)

Specialists

28	Cesar Silva	K	5-11	185	Sr.	5th	Milpitas, Calif. (Milpitas/College of San Mateo)
36	Cade Fuller	P	6-2	200	RFr.	2nd	Fountain Valley, Calif. (Servite)
37	Asa Fuller	K	6-2	220	Jr.	4th	Fountain Valley, Calif. (Servite)
39	Mateo Thompson	K	5-7	160	Sr.	5th	Murrieta, Calif. (Murrieta Mesa/Saddleback JC)
45	Carson King	P	6-0	190	So.	3rd	Livermore, Calif. (Freedom)
53	Jacob Westberry	LS	6-3	255	Sr.	5th	Bradenton, Fla. (Saint Stephen's Episcopal)

CAREER GP LEADERS

Kevin Atkins - DT	40
Jacob Westberry - LS	40
Arron Mosby - LB	39
Ronnie Rivers - RB	36
Justin Rice - LB	32
Saevion Johnson - RB	31
Kwami Jones - DE	31
Andrew Wright - DE	31
Syrus Tuitele - OL	29
Wylan Free - DB	26
Asa Fuller - K	26
Jordan Mims - RB	26
Quireo Woodley - OL	26
Patrick Elima-Jeune - WR	24
Leevel Tatum III - DL	22
Chris Gaston - DB	21
Matt Smith - OL	21
Chris Coleman - WR	20
Isaiah Johnson - DL	19
Nick Abbs - OL	17
Dontae Bull - OL	17
Sherwin King Jr. - LB	13
Zane Pope - WR	13
Levelle Bailey - LB	12
Kenny Gagnon - DB	12
Cesar Silva - K	12
Evan Williams - DB	12
Alex Cruz - DE	11
Juan Rodriguez - TE	11
Richard Cage - LB	10
Jalen Cropper - WR	10
Jamal Glaspie - WR	10
Randy Jordan - DB	10
Tyrone Sampson Jr. - OL	10
Keric Wheatfall - WR	10
Emorye Edwards - WR	9
Jared Torres - TE	9
Deonte Perry - DB	8
Alex Akingbulu - OL	7
Rian Fields - LB	7
Leonard Payne Jr. - DL	7
Bula Schmidt - OL	7
Erik Brooks - WR	6
Alex Dumais - DL	5
Zion Echols - RB	5
Deven Jarvis - DB	4
Malachi Langley - LB	4
Raymond Pauwels Jr. - TE	4
Steven Comstock - DB	3
Deshawn Ruffin - DB	3
Ben Wooldridge - QB	3
Tanner Rice - DL	2
Reggie Strong - DB	2
Nikko Thomas - DL	2
Marc-David Bien-Aime - OL	1
Elijah Carson - OL	1
Josh Kelly - WR	1
Matt Lawson - DL	1

reflects only games played at Fresno State

KALEN DEBOER

HEAD COACH

1ST SEASON | SIOUX FALLS (1998)

Kalen DeBoer (pronounced duh-BOR) was named the 20th head coach in Fresno State history on Dec. 17, 2019, succeeding Jeff Tedford. While he embarks on his first season at the helm of the program, it will be his third season with the Bulldogs having first arrived in 2017 with Tedford, hired as his offensive coordinator. DeBoer coached the Bulldogs for two seasons before departing for a one-year stint at Indiana in 2019.

IU sported an 8-5 record in 2019 with DeBoer as its offensive coordinator, a resurrection season said by some in the Midwest, as it was the Hoosiers' best regular season in 26 years. The eight wins tied for the third most in school history, trailing only the 1945 and 1967 Big Ten Championships teams who each won nine games. Indiana posted a winning conference record for the first time since 1993 (5-3) and was nationally ranked for the first time in 25 years, breaking the oldest such drought in the country.

The Hoosiers' offense, a catalyst of the success, excelled under DeBoer ranking inside the top five in the 14-team Big Ten conference in passing offense (302.4, second), first downs (23.4, second), time of possession (33:43, third) turnovers lost (15, third), total offense (432.8, third), passing efficiency (150.6, fourth), third down conversion percentage (.469, fourth) and scoring offense (31.8, fifth).

DeBoer's two years as the Bulldogs' offensive coordinator was one for the ages that concluded with a Mountain West Championship and Las Vegas Bowl win to cap a 22-6 run during the 2017-18 seasons. Those two seasons included double-digit winning seasons each year, coming off a 1-11 campaign by the 2016 team. That feat led to Fresno State becoming the first program in FBS history to secure back-to-back double-digit winning seasons following a double-digit loss season.

Fresno State reached unprecedented heights in year No. 2 with DeBoer as the OC as the Bulldogs posted a school-record 12 victories, and finished ranked No. 18 in both the AP Top 25 and Coaches poll. The offense ranked 26th nationally in scoring offense (34.6) and 29th in passing offense (267.1), and produced five all-conference honorees. The Bulldogs finished eighth nationally in team passing efficiency (156.58), tied for 15th in turnovers lost (14), tied for 19th nationally in red zone offense (89.5 percent) and 25th in third-down conversions (44.6). Up front, the Bulldogs' offensive line ranked in the top six nationally in fewest sacks and tackles for loss allowed per game in 2018 (6th, 5th).

Efficiency was the key in year one for the Bulldog offense under DeBoer as transfer quarterback Marcus McMaryion completed 62.1 percent of his passes, third-best in the Mountain West. Throwing only five interceptions on the year, McMaryion finished the season with the seventh-lowest interception percentage in Bulldog history at 1.42. With McMaryion under center for the majority of the season, the 'Dogs threw for 237.9 yards per game, fourth-most in the MW. McMaryion accounted for 3,094 total yards and 18 TDs. Providing time for his quarterback was an offensive line that allowed only 10 sacks in 14 games (0.71 per game), which ranked third in the FBS and was 21 less sacks allowed than the previous year. The 'Dogs held six opponents without a sack in 2017, with only two teams recording more than one sack in a single game. Fresno State also ranked third in the FBS in tackles for loss allowed per game at just 3.29 per outing.

Prior to joining the Bulldogs' staff, DeBoer spent three seasons as the offensive

coordinator at Eastern Michigan where he helped guide the Eagles to their first bowl bid since 1987 following a 7-5 regular season. It was EMU's first season above .500 since 1995.

EMU tied the Football Bowl Subdivision mark for biggest turnarounds in 2016, improving on its win total from one win in 2015. His offense shattered the school record for total yards with 5,917 yards, breaking the previous record of 5,010. School records were also set for points scored (385), passing yards (3,849), touchdown passes (25), first downs (303), pass completions (309), plays (999) as well single-game plays (99). His squad racked up the second-most touchdowns (47) and rushing TDs (21) in a season and the second-most single-game touchdown (8) and first downs (35).

Prior to his three-year stint at Eastern Michigan, DeBoer spent four seasons as the offensive coordinator at Southern Illinois (2010-13) while also overseeing the wide receiver unit. In total, the Salukis beat 10 Top-25 opponents during DeBoer's tenure. In 2013, the Saluki offense led the Missouri Valley Football Conference (FCS) with 231.8 passing yards per game, the fourth highest total in school history. SIU's 25 passing touchdowns on the season tied for the third highest total in school history. Under DeBoer's tutelage, tight end MyCole Pruitt was named to the 2013 American Football Coaches Association (AFCA) FCS All-America team while John Lantz developed into an All-MVFC receiver.

During the 2011 campaign, the Salukis ranked third in the nation with an average of 183.1 rushing yards a contest. Bryan Boemer also developed into the Rimington Award winner, which is presented to the nation's premier center.

Before leading Eastern Michigan and Southern Illinois to prolific offensive numbers, DeBoer served as the head coach at the University of Sioux Falls, where he led one of the most dominant NAIA programs in the nation.

DeBoer was named a three-time NAIA National Coach of the Year and compiled an astonishing 67-3 (.957) record while guiding USF to three national championships in five seasons. He won four Great Plains Athletic Conference Championships, 50-straight home games and 29-straight games overall in his final two seasons. He also boasted a 17-2 record in the playoffs. His teams won back-to-back NAIA National Championships in 2008 and 2009, and adding in his 2006 national championship, DeBoer had as many national championships as games lost during his five-year tenure as USF's head coach.

DeBoer coached three NAIA National Players of the Year winners in quarterbacks Lorenzo Brown (2009) and Chad Cavender (2007) and running back Nick Kortan (2002). During his time at USF, he helped develop 25 first-team All-Americans.

A graduate of USF, DeBoer played for the Cougars from 1993-96, where he was an All-American wide receiver. He set school records for receptions (234), receiving yards (3,400) and touchdown catches (33).

Following his playing days, he became a student assistant for Sioux Falls under coach Bob Young in 1997. From 2000-04, he served as USF's offensive coordinator and succeeded Young as head coach in 2005.

He and his wife, Nicole, have two daughters, Alexis and Avery.



COACHING EXPERIENCE

Fresno State (2020-Pres.)

- Head Coach

Indiana (2019)

- Offensive Coordinator/QBs

Fresno State (2017-18)

- Offensive Coordinator/QBs

Eastern Michigan (2014-16)

- Offensive Coordinator/QBs

Southern Illinois (2010-13)

- Offensive Coordinator/WRs

Sioux Falls (2000-09)

- Head Coach (2005-09)
- Offensive Coordinator (2000-04)

Washington H.S. (1998-99)

- Assistant Coach/QBs

Sioux Falls (1997)

- Student Assistant/WRs

Fresno State Assistant Coaches

Offense



Ryan Grubb
Offensive Coordinator
4th Season at FS



Paul Creighton
Tight Ends
1st Season at FS



Lee Marks
Running Backs
1st Season at FS



Kirby Moore
Wide Receivers
4th Season at FS



Roman Sapolu
Offensive Line
2nd Season at FS



Jordan Loeffler
Graduate Assistant
1st Season at FS



Taylor Pope
Graduate Assistant
1st Season at FS

Defense



William Inge
Defensive Coordinator
1st Season at FS



Chuck Morrell
Safeties
1st Season at FS



Eric Schmidt
Defensive Line
1st Season at FS



J.D. Williams
Defensive Backs
4th Season at FS



Julius Borwn
Huskies/RCD
1st Season at FS















Michael Barton
Graduate Assistant
3rd Season at FS



Maamaloa Mafi
Graduate Assistant
2nd Season at FS

SCHEDULE/FUTURES

2020 BULLDOG FOOTBALL SCHEDULE (ALL TIMES PACIFIC)

September	5	Idaho State 	TBA	TBA
	12	at Colorado 	TBA	TBA
	19	BYE WEEK	--	--
	26	Air Force* 	TBA	TBA
October	3	at Colorado State* 	TBA	TBA
	10	at Texas A&M 	TBA	TBA
	17	New Mexico State 	TBA	TBA
	24	at Nevada* 	TBA	TBA
	31	Hawai'i* 	TBA	TBA
November	7	at UNLV* 	TBA	TBA
	14	at Utah State* 	TBA	TBA
	21	San Diego State* 	TBA	TBA
	28	San Jose State* 	TBA	TBA

BULLDOG FOOTBALL CHANNEL FINDER...

AT&T UVERSE
CBS Sports Network 643, 1643
ESPN: 602, 1602
ESPN2: 606, 1606
ESPNEWS: 604, 1604
ESPNU: 605, 1605
FS1: 652, 1652

COMCAST (FRESNO MARKET)
CBS Sports Network: 418, 732
ESPN: 32, 724
ESPN2: 33, 725
ESPNEWS: 402, 726
ESPNU: 420, 788
FS1: 35, 731

DIRECTV
CBS Sports Network: 221
ESPN: 206
ESPN2: 209
ESPNEWS: 207
ESPNU: 208
FS1: 219

DISH NETWORK
CBS Sports Network: 158
ESPN: 140
ESPN2: 144
ESPNEWS: 142
ESPNU: 141
FS1: 150

All Mountain West game dates are subject to change to either Thursday or Friday games if selected by television partners; kickoff times to be announced at a later date.

Indicators

* conference game

FUTURE BULLDOG FOOTBALL SCHEDULES

2021			2022			2023			2024
Date	Opponent	Location	Date	Opponent	Location	Date	Opponent	Location	
A28	UConn	Fresno, CA	S3	Sacramento State	Fresno, CA	S2	at Purdue	West Lafayette, IN	Aug. 31 -- at Michigan
S4	at Oregon	Eugene, OR	S10	Oregon State	Fresno, CA	S16	at Arizona State	Tempe, AZ	Sept. 14 -- at UCLA
S11	Cal Poly	Fresno, CA	S17	USC	Los Angeles, CA	TBD		Fresno, CA	Oct. 5 -- New Mexico State
S18	at UCLA	Los Angeles, CA	O1	at UConn	East Hartford, CT	TBD		Fresno, CA	
	Boise State*	Fresno, CA		Hawai'i*	Fresno, CA	Colorado State*		Fresno, CA	2025
	Nevada*	Fresno, CA		San Diego State*	Fresno, CA	Nevada*		Fresno, CA	Aug. 23 -- at Kansas
	UNLV*	Fresno, CA		San Jose State*	Fresno, CA	UNLV*		Fresno, CA	Aug. 30 -- Georgia Southern
	New Mexico*	Fresno, CA		Wyoming*	Fresno, CA	Utah State*		Fresno, CA	Sept. 6 -- at Oregon State
	at Hawai'i*	Honolulu, HI		at Boise State*	Boise, ID	at Air Force*		USAFA, CO	Nov. 8 -- BYU
	at San Diego State*	San Diego, CA		at Nevada*	Reno, NV	at Hawai'i*		Honolulu, HI	2026
	at San Jose State*	San Jose, CA		at UNLV*	Las Vegas, NV	at San Diego State*		San Diego, CA	Sept. 5 -- at USC
	at Wyoming*	Laramie, WYT		at New Mexico*	Albuquerque, NM	at San Jose State*		San Jose, CA	Sept. 19 -- at Washington State

* = Mountain West game

All future conference game dates are TBD

2019 FRESNO STATE STATISTICS

2019 SCHEDULE/RESULTS

Date	Opponent	Result	Score	Overall	Conference	Time	Attend
Aug. 31, 2019	at USC	L	31-23	0-1	--	3:41	57,329
Sept. 7, 2019	Minnesota	L	38-35 ^{2OT}	0-2	--	3:31	34,790
Sept. 21, 2019	Sacramento State	W	34-20	1-2	--	3:14	31,034
Sept. 28, 2019	at New Mexico State	W	34-17	2-2	--	3:03	8,872
Oct. 12, 2019	at Air Force*	L	43-24	2-3	0-1	2:55	22,544
Oct. 18, 2019	UNLV*	W	56-27	3-3	1-1	3:25	26,256
Oct. 26, 2019	Colorado State*	L	41-31	3-4	1-2	3:40	32,890
Nov. 2, 2019	at Hawaii*	W	41-38	4-4	2-2	3:40	22,058
Nov. 9, 2019	Utah State*	L	37-35	4-5	2-3	3:19	32,037
Nov. 15, 2019	at San Diego State*	L	17-7	4-6	2-4	3:17	26,876
Nov. 23, 2019	Nevada*	L	35-28	4-7	2-5	3:27	32,303
Nov. 30, 2019	at San Jose State*	L	17-16	4-8	2-6	3:08	12,835

* MW game

TEAM STATISTICS

TEAM STATISTICS	Fresno St.	OPP
SCORING	360	361
Points Per Game	30.0	30.1
Points Off Turnovers	80	58
FIRST DOWNS	232	262
Rushing	87	122
Passing	122	121
Penalty	23	19
RUSHING YARDAGE	1925	1927
Yards gained rushing	2176	2171
Yards lost rushing	251	244
Rushing Attempts	396	445
Average Per Rush	4.9	4.3
Average Per Game	160.4	160.6
TDs Rushing	27	24
PASSING YARDAGE	2707	3110
Comp-Att-Int	239-371-11	268-434-11
Average Per Pass	7.3	7.2
Average Per Catch	11.3	11.6
Average Per Game	225.6	259.2
TDs Passing	17	20
TOTAL OFFENSE	4632	5037
Total Plays	767	879
Average Per Play	6.0	5.7
Average Per Game	386.0	419.8
KICK RETURNS: #-Yards	33-625	37-837
PUNT RETURNS: #-Yards	9-120	12-51
INT RETURNS: #-Yards	11-165	11-51
KICK RETURN AVERAGE	18.9	22.6
PUNT RETURN AVERAGE	13.3	4.2
INT RETURN AVERAGE	15.0	4.6
FUMBLES-LOST	15-7	16-11
PENALTIES-Yards	75-634	78-721
Average Per Game	52.8	60.1
PUNTS-Yards	52-2209	46-1931
Average Per Punt	42.5	42.0
Net punt average	40.0	38.5
KICKOFFS-Yards	68-3907	67-3957
Average Per Kick	57.5	59.1
Net kick average	37.1	40.4
TIME OF POSSESSION/Game	29:02	30:58
3RD-DOWN Conversions	55/146	72/171
3rd-Down Pct	38%	42%
4TH-DOWN Conversions	6/13	15/27
4th-Down Pct	46%	56%
SACKS BY-Yards	18-119	23-158
MISC YARDS	5	0
TOUCHDOWNS SCORED	46	46
FIELD GOALS-ATTEMPTS	12-21	13-17
ON-SIDE KICKS	0-0	0-0
RED-ZONE SCORES	(42-54) 78%	(45-56) 80%
RED-ZONE TOUCHDOWNS	(34-54) 63%	(36-56) 64%
PAT-ATTEMPTS	(44-45) 98%	(42-43) 98%
ATTENDANCE	189310	150514
Games/Avg Per Game	6/31552	6/25086

Score by Quarters	1st	2nd	3rd	4th	OT	Total
FS	87	109	79	78	7	360
Opponents	82	96	65	108	10	361

FIELD GOALS FGM-FGA Pct.	01-19	20-29	30-39	40-49	50-59	Lg	Bk
SILVA, Cesar	12-21	57.1	0-0	4-5	4-7	4-6	0-3 48 0

FG SEQUENCE	Fresno St.	Opponents
USC	(45), (46), (28)	(38)
Minnesota	50, (48), (30)	(37)
Sacramento State	49, 35, 37	-
New Mexico State	(28), (38), (24)	50, (42)
Air Force	(47)	-
UNLV	46, 50, 20	(22), (22)
Colorado State	(35)	34, (39), (25)
at Hawaii	35, 56, (22), (37)	(50)
Utah State	-	(25), (39), (30)
at San Diego State	-	(22), 42
Nevada	-	50
at San Jose State	-	(22)

(parenthesis indicate field goal was made)

PUNTING	No.	Yds	Avg.	Long	TB	FC	120	50+
CUSICK, Blake	52	2209	42.5	64	4	21	17	11 0
Total.....	52	2209	42.5	64	4	21	17	11 0
Opponents.....	46	1931	42.0	61	2	20	15	7 0

KICKOFFS	No.	Yds	Avg.	TB	OB	Retn	Net	YdLn
FULLER, Asa	66	3804	57.6	22	0			
SILVA, Cesar	2	103	51.5	0	1			
Total.....	68	3907	57.5	22	1	837	37.1	27
Opponents.....	67	3957	59.1	25	3	625	40.4	24

PUNT RETURNS	No.	Yds	Avg.	TD	Long
RIVERS, Ronnie	9	120	13.3	0	35
Total.....	9	120	13.3	0	35
Opponents.....	12	51	4.2	0	24

KICK RETURNS	No.	Yds	Avg.	TD	Long
GRIM, Derriion	9	149	16.6	0	23
ECHOLS, Zion	6	115	19.2	0	26
ELIMA-JEUNE, P.	6	107	17.8	0	21
CROPPER, Jalen	5	113	22.6	0	32
COLEMAN, Chris	4	69	17.2	0	19
SUTTON, Cam	1	4	4.0	0	4
PERRY, Deonte	1	33	33.0	0	33
WHEATFALL, K.	1	35	35.0	0	35
Total.....	33	625	18.9	0	35
Opponents.....	37	837	22.6	1	100

2019 FRESNO STATE STATISTICS

RUSHING	G	Att.	Gain	Loss	Net	Avg.	TD	Long	Avg/G
RIVERS, Ronnie	12	177	948	49	899	5.1	13	55	74.9
CROPPER, Jalen	10	22	358	1	357	16.2	3	82	35.7
HOKIT, Josh	12	75	293	6	287	3.8	9	14	23.9
REYNA, Jorge	12	98	449	185	264	2.7	2	40	22.0
GRIM, Derrion	12	4	49	0	49	12.2	0	18	4.1
SUTTON, Cam	12	2	34	0	34	17.0	0	27	2.8
JOHNSON, S.	10	4	26	0	26	6.5	0	17	2.6
WOOLDRIDGE, B.	3	2	13	0	13	6.5	0	8	4.3
ECHOLS, Zion	5	3	6	1	5	1.7	0	3	1.0
POPE, Zane	12	1	0	0	0	0.0	0	0	0.0
Total.....	12	396	2176	251	1925	4.9	27	82	160.4
Opponents.....	12	445	2171	244	1927	4.3	24	51	160.6

PASSING	G	Effic	Comp-Att-Int	Pct	Yds	TD	Long	Avg/G
REYNA, Jorge	12	133.15	234-363-11	64.5	2641	15	53	220.1
WOOLDRIDGE, B.	3	163.67	4-6-0	66.7	30	1	17	10.0
HOKIT, Josh	12	0.00	0-1-0	0.0	0	0	0	0.0
CROPPER, Jalen	10	732.40	1-1-0	100.0	36	1	36	3.6
Total.....	12	134.90	239-371-11	64.4	2707	17	53	225.6
Opponents.....	12	132.08	268-434-11	61.8	3110	20	69	259.2

RECEIVING	G	No.	Yards	Avg.	TD	Long	Avg/G
POPE, Zane	12	47	529	11.3	1	53	44.1
RIVERS, Ronnie	12	43	348	8.1	3	34	29.0
RICE, Jared	12	32	307	9.6	4	38	25.6
EDWARDS, E.	9	22	240	10.9	2	39	26.7
GRIM, Derrion	12	20	303	15.1	4	53	25.2
WHEATFALL, K.	10	17	307	18.1	1	46	30.7
HOKIT, Josh	12	17	97	5.7	1	15	8.1
CROPPER, Jalen	10	13	182	14.0	0	48	18.2
COLEMAN, Chris	11	9	158	17.6	1	36	14.4
SUTTON, Cam	12	6	112	18.7	0	37	9.3
GLASPIE, Jamal	10	6	79	13.2	0	33	7.9
RODRIGUEZ, Juan	11	5	42	8.4	0	21	3.8
BROOKS, Erik	6	1	7	7.0	0	7	1.2
KELLY, Josh	1	1	-10	-10.0	0	0	-10.0
REYNA, Jorge	12	0	6	0.0	0	0	0.5
Total.....	12	239	2707	11.3	17	53	225.6
Opponents.....	12	268	3110	11.6	20	69	259.2

FUMBLE RETURNS	No.	Yds	Avg.	TD	Long
RICE, Justin	1	18	18.0	1	18
Total.....	1	18	18.0	1	18
Opponents.....	1	40	40.0	0	40

INTERCEPTIONS	No.	Yds	Avg.	TD	Long
FREE, Wylan	2	104	52.0	1	91
HUGHES, Juju	2	32	16.0	0	32
RICE, Justin	2	0	0.0	0	0
WILLIAMS, Evan	1	0	0.0	0	0
BAILEY, Levelle	1	9	9.0	0	9
GASTON, Chris	1	4	4.0	0	4
MOSBY, Arron	1	16	16.0	0	16
BRYANT, Jaron	1	0	0.0	0	0
Total.....	11	165	15.0	1	91
Opponents.....	11	51	4.6	1	25

	----- PATs -----								
SCORING	TD	FGs	Kick	Rush	Rev	Pass	DPX	Saf	Pts
RIVERS, Ronnie	16	0-0	0-0	0-0	0	0-0	0	0	96
SILVA, Cesar	0	12-21	44-44	0-0	0	0-0	0	0	80
HOKIT, Josh	10	0-0	0-0	1-1	0	0-0	0	0	62
GRIM, Derrion	4	0-0	0-0	0-0	0	0-0	0	0	24
RICE, Jared	4	0-0	0-0	0-0	0	0-0	0	0	24
CROPPER, Jalen	3	0-0	0-0	0-0	0	0-0	0	0	18
EDWARDS, E.	2	0-0	0-0	0-0	0	0-0	0	0	12
REYNA, Jorge	2	0-0	0-0	0-0	0	0-0	0	0	12
RICE, Justin	1	0-0	0-0	0-0	0	0-0	0	1	8
COLEMAN, Chris	1	0-0	0-0	0-0	0	0-0	0	0	6
FREE, Wylan	1	0-0	0-0	0-0	0	0-0	0	0	6
WHEATFALL, K.	1	0-0	0-0	0-0	0	0-0	0	0	6
POPE, Zane	1	0-0	0-0	0-0	0	0-0	0	0	6
FULLER, Asa	0	0-0	0-1	0-0	0	0-0	0	0	0
Total.....	46	12-21	44-45	1-1	0	0-0	0	1	360
Opponents.....	46	13-17	42-43	2-3	0	0-0	0	0	361

TOTAL OFFENSE	G	Plays	Rush	Pass	Total	Avg/G
REYNA, Jorge	12	461	264	2641	2905	242.1
RIVERS, Ronnie	12	177	899	0	899	74.9
CROPPER, Jalen	10	23	357	36	393	39.3
HOKIT, Josh	12	76	287	0	287	23.9
GRIM, Derrion	12	4	49	0	49	4.1
WOOLDRIDGE, B.	3	8	13	30	43	14.3
SUTTON, Cam	12	2	34	0	34	2.8
JOHNSON, S.	10	4	26	0	26	2.6
ECHOLS, Zion	5	3	5	0	5	1.0
Total.....	12	767	1925	2707	4632	386.0
Opponents.....	12	879	1927	3110	5037	419.8

ALL PURPOSE	G	Rush	Rec	PR	KOR	IR	Tot	Avg/G
RIVERS, Ronnie	12	899	348	120	0	0	1367	113.9
CROPPER, Jalen	10	357	182	0	113	0	652	65.2
POPE, Zane	12	0	529	0	0	0	529	44.1
GRIM, Derrion	12	49	303	0	149	0	501	41.8
HOKIT, Josh	12	287	97	0	0	0	384	32.0
WHEATFALL, K.	10	0	307	0	35	0	342	34.2
RICE, Jared	12	0	307	0	0	0	307	25.6
REYNA, Jorge	12	264	6	0	0	0	270	22.5
EDWARDS, E.	9	0	240	0	0	0	240	26.7
COLEMAN, Chris	11	0	158	0	69	0	227	20.6
SUTTON, Cam	12	34	112	0	4	0	150	12.5
ECHOLS, Zion	5	5	0	0	115	0	120	24.0
ELIMA-JEUNE, P.	12	0	0	0	107	0	107	8.9
FREE, Wylan	12	0	0	0	0	104	104	8.7
GLASPIE, Jamal	10	0	79	0	0	0	79	7.9
RODRIGUEZ, Juan	11	0	42	0	0	0	42	3.8
PERRY, Deonte	5	0	0	0	33	0	33	6.6
HUGHES, Juju	12	0	0	0	0	32	32	2.7
JOHNSON, S.	10	26	0	0	0	0	26	2.6
WOOLDRIDGE, B.	3	13	0	0	0	0	13	4.3
BROOKS, Erik	6	0	7	0	0	0	7	1.2
KELLY, Josh	1	0	-10	0	0	0	-10	-10.0
Total.....	12	1925	2707	120	625	165	5542	461.8
Opponents.....	12	1927	3110	51	837	51	5976	498.0

2019 FRESNO STATE STATISTICS

DEFENSIVE LEADERS	GP	----- Tackles -----				-Sacks-		--- Pass Def ---		- Fumbles -		Blkd	
		Solo	Ast	Total	TFL/Yds	No.-Yards	Int-Yds	BrUp	QBH	Rev-Yds	FF	Kick	Saf
RICE, Justin	12	65	47	112	8.0-38	3.0-32	2-0	8	2	2-18	4	.	1
WALKER, Mykal	12	56	40	96	9.0-28	2.5-10	.	4	3	1-0	1	.	.
HUGHES, Juju	12	47	33	80	1.0-1	.	2-32	8
MOSBY, Arron	12	40	38	78	5.5-16	.	1-16	5	.	.	3	.	.
FREE, Wylan	12	33	31	64	.	.	2-104	2	.	1-0	.	.	.
BRYANT, Jaron	12	38	17	55	2.0-7	.	1-0	8	.	1-0	.	.	.
WILLIAMS, Evan	11	31	9	40	.	.	1-0	2	.	1-0	1	.	.
ATKINS, Kevin	12	17	14	31	7.0-35	4.0-31	.	1	1	.	1	1	.
BAILEY, Levelle	12	13	17	30	6.0-19	1.0-5	1-9	2	.	1-0	.	.	.
IAKOPO, Keiti	12	12	17	29	6.0-21	1.0-6	.	1	2	.	1	.	.
GASTON, Chris	7	21	6	27	.	.	1-4	2
CRUZ, Alex	11	11	14	25	4.0-13	1.0-7	.	.	1	2-0	1	.	.
JORDAN, Randy	10	18	6	24	.	.	.	4
JOHNSON, Isaiah	8	13	5	18	4.5-11	2.0-9	.	.	1	1-0	.	.	.
MCCOY, Ricky	12	10	7	17	2.0-2	.	.	3	1	.	.	1	.
DUMAIS, Alex	11	8	5	13	5.5-18	2.0-11	1	.	.
TATUM III, L.	12	4	7	11	1.0-4	0.5-3
JONES, Kwami	4	8	3	11	2.5-15	1.0-5
COLEMAN, Chris	11	11	.	11	.	.	.	1

DEFENSE GAME-BY-GAME

TACKLES	TOTAL	USC	Minn	Sac St	NMST	AF	UNLV	CSU	UH	USU	SDSU	Nev	SJSU
RICE, Justin LB	112	4-6	5-6	5-1	2-8	6-7	8-2	9-2	6-1	2-5	8-3	6-6	4-0
WALKER, Mykal LB	96	7-8	4-5	2-3	4-5	5-6	9-0	4-1	6-0	4-2	4-1	5-6	2-3
HUGHES, Juju DB	80	7-4	2-3	1-2	2-5	2-8	6-1	4-0	7-3	4-2	0-2	5-1	7-2
MOSBY, Arron LB	78	5-0	3-2	1-1	2-7	2-7	4-3	7-1	1-2	3-2	7-4	2-5	3-4
FREE, Wylan DB	64	2-6	7-2	1-2	3-3	2-11	4-2	5-1	2-0	-	3-1	0-1	4-2
BRYANT, Jaron DB	55	2-3	1-1	6-2	4-1	1-4	3-1	6-2	4-1	5-0	0-1	2-1	4-0
WILLIAMS, Evan DB	40	1-0	-	DNP	-	-	-	0-1	7-2	8-1	4-0	8-1	3-4
ATKINS, Kevin	31	1-1	4-1	2-0	0-2	1-3	2-0	0-1	-	3-2	2-2	0-2	2-0
BAILEY, Levelle LB	30	0-1	3-4	-	1-6	-	3-0	3-2	1-0	2-4	-	-	-
IAKOPO, Keiti DT	29	-	3-3	2-2	0-3	-	2-1	3-0	0-1	0-2	0-5	-	2-0
GASTON, Chris DB	27	9-3	0-1	DNP	DNP	DNP	DNP	-	1-0	4-0	7-2	-	DNP
CRUZ, Alex DE	25	0-2	1-2	1-1	0-1	2-5	1-0	-	-	DNP	4-0	-	2-3
JORDAN, Randy DB	24	-	-	-	-	DNP	2-0	2-0	4-1	DNP	3-2	3-0	4-3
JOHNSON, Isaiah DE	18	-	2-2	2-0	1-2	4-1	2-0	1-0	1-0	DNP	DNP	DNP	DNP
MCCOY, Ricky DL	17	2-0	-	0-1	-	-	1-0	2-1	1-0	2-0	1-3	1-0	0-2
DUMAIS, Alex DL	13	DNP	-	1-0	1-1	4-3	-	-	-	0-1	1-0	1-0	-
JONES, Kwami DE	11	DNP	DNP	DNP	DNP	DNP	DNP	DNP	DNP	5-1	1-2	1-0	1-0
TATUM III, L. DL	11	1-1	-	0-1	0-2	1-2	-	-	1-0	1-0	0-1	-	-
COLEMAN, Chris	11	-	-	-	3-0	2-0	2-0	2-0	-	2-0	-	-	DNP

2019 FRESNO STATE STATISTICS

RUSHING	No-Yds/TD	USC	Minn	Sac St	NMST	AF	UNLV	CSU	UH	USU	SDSU	Nev	SJSU
RIVERS, Ronnie	177-899/13	14-53/0	15-76/0	11-37/1	13-42/0	9-45/1	14-51/2	14-146/2	19-103/2	17-102/3	15-47/1	7-20/0	29-177/1
CROPPER, Jalen	22-357/3	4-39/0	-	3-18/0	5-118/1	-	2-91/0	2-13/0	2-61/1	4-17/1	-	DNP	DNP
HOKIT, Josh	75-287/9	-	1-0/0	12-72/2	13-44/1	3-10/0	7-33/3	6-24/2	8-30/0	8-13/1	3-7/0	7-32/0	7-22/0
REYNA, Jorge	98-264/2	20-88/0	11--19/1	11-36/0	4-3/0	2--13/0	4-47/1	7-6/0	11-96/0	5-18/0	8-17/0	11-1/0	4--16/0
GRIM, Derrion	4-49/0	-	-	-	3-32/0	1-17/0	-	-	-	-	-	-	-
SUTTON, Cam	2-34/0	1-27/0	-	-	-	-	-	-	-	1-7/0	-	-	-
JOHNSON, S.	4-26/0	DNP	DNP	-	-	-	4-26/0	-	-	-	-	-	-
WOOLDRIDGE, B.	2-13/0	DNP	DNP	DNP	DNP	DNP	1-8/0	DNP	DNP	DNP	DNP	-	1-5/0
ECHOLS, Zion	3-5/0	DNP	DNP	DNP	DNP	DNP	3-5/0	DNP	DNP	-	-	-	-
POPE, Zane	1-0/0	-	-	1-0/0	-	-	-	-	-	-	-	-	-

RECEIVING	No-Yds/TD	USC	Minn	Sac St	NMST	AF	UNLV	CSU	UH	USU	SDSU	Nev	SJSU
POPE, Zane	47-529/1	4-41/0	5-68/0	6-72/0	3-14/0	4-43/0	4-31/0	1-9/0	5-58/1	6-61/0	3-60/0	4-50/0	2-22/0
RIVERS, Ronnie	43-348/3	4-23/0	5-48/2	3-6/0	-	2-5/0	2-6/0	4-42/0	2-23/0	2-19/0	4-25/0	7-88/1	8-63/0
RICE, Jared	32-307/4	3-11/0	1-14/1	2-9/0	1-0/0	3-14/0	1-12/1	2-19/0	4-46/1	2-29/0	4-34/0	5-71/0	4-48/1
WHEATFALL, K.	17-307/1	-	DNP	3-98/0	1-10/0	1-13/0	4-86/0	1-22/0	DNP	1-19/0	-	4-35/1	2-24/0
GRIM, Derrion	20-303/4	2-86/1	5-82/0	2-14/1	3-21/0	1-4/1	2-60/0	1-17/0	1-5/0	-	-	3-14/1	-
EDWARDS, E.	22-240/2	DNP	DNP	DNP	8-70/0	4-73/1	1-2/0	4-34/0	1-11/0	-	1-17/0	3-33/1	-
CROPPER, Jalen	13-182/0	-	-	2-11/0	1-14/0	1-8/0	-	2-7/0	3-62/0	3-87/0	1--7/0	DNP	DNP
COLEMAN, Chris	9-158/1	3-71/1	3-33/0	3-54/0	-	-	-	-	-	-	-	-	DNP
SUTTON, Cam	6-112/0	-	1-8/0	-	-	2-42/0	1-25/0	2-37/0	-	-	-	-	-
HOKIT, Josh	17-97/1	3-24/0	1-10/0	3-22/1	1-1/0	2-7/0	-	2-3/0	1-14/0	1-15/0	1-2/0	1--3/0	1-2/0
GLASPIE, Jamal	6-79/0	-	1-14/0	-	2-17/0	-	-	1-10/0	1-5/0	1-33/0	DNP	DNP	-
RODRIGUEZ, Juan	5-42/0	-	2-11/0	2-26/0	DNP	-	-	-	-	-	-	-	1-5/0
BROOKS, Erik	1-7/0	DNP	-	-	DNP	DNP	1-7/0	-	DNP	DNP	DNP	-	-
KELLY, Josh	1--10/0	DNP	DNP	DNP	DNP	DNP	DNP	DNP	DNP	DNP	DNP	1--10/0	DNP

PASSING

#10 REYNA	Att.	Comp	Int	Pct	Yards	TD	Long	Sack	Yds	Effic
USC	39	19	1	48.7	256	2	52	3	18	115.7
Minnesota	35	24	2	68.6	288	3	25	4	26	154.5
Sacramento State	39	26	0	66.7	312	2	46	3	12	150.8
New Mexico State	31	20	0	64.5	147	0	17	1	7	104.3
Air Force	27	20	1	74.1	209	2	39	1	10	156.1
UNLV	23	16	0	69.6	229	1	53	0	0	167.5
Colorado State	37	20	2	54.1	200	0	37	2	14	88.6
Hawai'i	27	17	0	63.0	188	1	48	0	0	133.7
USU	20	16	0	80.0	263	0	45	1	4	190.5
San Diego State	26	14	3	53.8	137	0	53	2	15	75.0
Nevada	37	27	1	73.0	261	3	34	4	35	153.6
San Jose State	22	15	1	68.2	151	1	38	2	17	131.7
TOTALS	363	234	11	64.5	2641	15	53	23	158	133.2

PUNT RET	No-Yds	USC	Minn	Sac St	NMST	AF	UNLV	CSU	UH	USU	SDSU	Nev	SJSU
RIVERS, Ronnie	9-120	-	-	3-27	1-0	-	1-19	2-27	-	1-12	-	-	1-35

KICK RET	No-Yds	USC	Minn	Sac St	NMST	AF	UNLV	CSU	UH	USU	SDSU	Nev	SJSU
GRIM, Derrion	9-149	2-39	2-29	-	-	2-30	2-34	-	-	-	-	1-17	-
ECHOLS, Zion	6-115	DNP	DNP	DNP	DNP	DNP	-	DNP	DNP	4-75	1-18	1-22	-
CROPPER, Jalen	5-113	-	-	-	-	-	-	2-39	1-32	1-18	1-24	DNP	DNP
ELIMA-JEUNE, P.	6-107	-	-	2-37	-	1-21	1-14	2-35	-	-	-	-	-
COLEMAN, Chris	4-69	-	-	-	-	-	-	3-50	1-19	-	-	-	DNP
WHEATFALL, K.	1-35	1-35	DNP	-	-	-	-	-	DNP	-	-	-	-
PERRY, Deonte	1-33	-	DNP	DNP	-	DNP	1-33	-	DNP	DNP	DNP	-	DNP
SUTTON, Cam	1-4	-	-	-	-	-	-	-	1-4	-	-	-	-

INT RET	No-Yds	USC	Minn	Sac St	NMST	AF	UNLV	CSU	UH	USU	SDSU	Nev	SJSU
FREE, Wylan	2-104	-	-	-	2-104	-	-	-	-	-	-	-	-
HUGHES, Juju	2-32	-	-	-	-	-	1-32	1-0	-	-	-	-	-
RICE, Justin	2-0	1-0	-	-	1-0	-	-	-	-	-	-	-	-
BAILEY, Levelle	1-9	-	-	-	-	-	1-9	-	-	-	-	-	-
WILLIAMS, Evan	1-0	-	-	-	-	-	-	-	1-0	-	-	-	-
GASTON, Chris	1-4	-	-	DNP	DNP	DNP	DNP	-	-	-	1-4	-	DNP
MOSBY, Arron	1-16	-	-	-	-	-	1-16	-	-	-	-	-	-
BRYANT, Jaron	1-0	1-0	-	-	-	-	-	-	-	-	-	-	-

2019 FRESNO STATE STATISTICS

TFLs	UA-A	Tot	USC	Minn	Sac St	NMST	AF	UNLV	CSU	UH	USU	SDSU	Nev	SJSU
WALKER, Mykal	7-4	9.0	1.0-5	-	0.5-1	1.0-5	1.0-1	1.0-1	2.0-7	1.0-3	-	-	1.5-5	-
RICE, Justin	7-2	8.0	1.0-14	-	1.0-2	0.5-0	-	-	1.0-2	1.0-8	-	2.0-2	0.5-0	1.0-10
ATKINS, Kevin	6-2	7.0	-	2.0-14	1.0-2	0.5-0	-	-	-	-	0.5-1	2.0-8	-	1.0-10
BAILEY, Levelle	4-4	6.0	-	2.5-8	-	2.0-6	-	-	1.0-5	-	0.5-0	-	-	-
IAKOPO, Keiti	4-4	6.0	-	0.5-1	1.0-6	1.0-2	-	1.0-4	-	-	-	0.5-1	-	2.0-7
DUMAIS, Alex	5-1	5.5	DNP	-	1.0-8	1.0-2	2.0-4	-	-	-	0.5-1	-	1.0-3	-
MOSBY, Arron	5-1	5.5	-	1.0-1	-	-	-	-	2.0-6	-	1.0-4	0.5-1	-	1.0-4
JOHNSON, Isaiah	4-1	4.5	-	2.0-4	1.0-6	1.5-1	-	-	-	-	DNP	DNP	DNP	DNP
CRUZ, Alex	4-0	4.0	-	-	-	-	-	-	-	-	DNP	2.0-5	-	2.0-8
JONES, Kwami	2-1	2.5	DNP	DNP	DNP	DNP	DNP	DNP	DNP	DNP	1.5-6	1.0-9	-	-
BRYANT, Jaron	2-0	2.0	-	-	1.0-3	-	-	-	1.0-4	-	-	-	-	-
MCCOY, Ricky	2-0	2.0	1.0-1	-	-	-	-	-	-	-	1.0-1	-	-	-
HUGHES, Juju	1-0	1.0	-	-	-	-	-	-	-	-	-	-	-	1.0-1
TATUM III, L.	0-2	1.0	-	-	0.5-1	0.5-3	-	-	-	-	-	-	-	-

SACKS	UA-A	Tot	USC	Minn	Sac St	NMST	AF	UNLV	CSU	UH	USU	SDSU	Nev	SJSU
ATKINS, Kevin	4-0	4.0	-	2.0-14	-	-	-	-	-	-	-	1.0-7	-	1.0-10
RICE, Justin	3-0	3.0	1.0-14	-	-	-	-	-	-	1.0-8	-	-	-	1.0-10
WALKER, Mykal	2-1	2.5	-	-	-	0.5-4	-	-	1.0-2	-	-	-	1.0-4	-
DUMAIS, Alex	2-0	2.0	DNP	-	1.0-8	-	-	-	-	-	-	-	1.0-3	-
JOHNSON, Isaiah	2-0	2.0	-	1.0-3	1.0-6	-	-	-	-	-	DNP	DNP	DNP	DNP
CRUZ, Alex	1-0	1.0	-	-	-	-	-	-	-	-	DNP	-	-	1.0-7
BAILEY, Levelle	1-0	1.0	-	1.0-5	-	-	-	-	-	-	-	-	-	-
IAKOPO, Keiti	1-0	1.0	-	-	-	-	-	-	-	-	-	-	-	1.0-6
JONES, Kwami	1-0	1.0	DNP	DNP	DNP	DNP	DNP	DNP	DNP	DNP	1.0-5	-	-	-
TATUM III, L.	0-1	0.5	-	-	-	0.5-3	-	-	-	-	-	-	-	-

LONG PLAYS (20 OR MORE YARDS)

	FS Long Plays			Opponent Long Plays		
	Rush	Pass	Total	Rush	Pass	Total
USC	2	4	6	2	2	4
Minnesota	0	5	5	0	2	2
Sacramento St.	1	6	7	0	3	3
New Mexico St.	2	0	2	1	3	4
Air Force	1	2	3	1	2	3
UNLV	2	4	6	1	3	4
Colorado St.	3	3	6	2	4	6
Hawaii	2	3	5	2	3	5
Utah State	1	4	5	2	5	7
San Diego State	0	2	2	2	4	6
Nevada	0	4	4	5	1	6
San Jose State	1	2	3	2	5	7
Totals	15	39	54	20	37	57

DRIVE SUPERLATIVES

	Fresno State	Opponent
Most Plays (Result)	13 - 2x	17 (<i>game expired</i>) - AFA
Most Yards (Result)	98 (TD) - SJSU	87 (TD) - SJSU
Most Time (Result)	6:37 (TD) - USU	11:14 (<i>game expired</i>) - AFA

FRESNO STATE POINTS OFF TURNOVERS

Game	TOs Gained	TDs	FG	Pts	FS (Fumbles Lost/INT)
USC	4 (2 INT/2 FR)	0	2	6	3 (1 INT/2 FL)
Minnesota	3 (3 FR)	2	0	15	2 (2 INT)
Sac St.	1 (1 FR)	0	0	0	2 (2 FL)
NMST	3 (3 INT)	1	1	10	1 (1 FL)
Air Force	- 0 -	-	-	-	1 (1 INT)
UNLV	5 (3 INT/2 FR)	4	0	28	0
Colorado St.	1 (1 INT)	0	0	0	2 (2 INT)
Hawaii	1 (1 INT)	1	0	7	2 (2 FL)
Utah St.	- 0 -	-	-	-	0
San Diego St.	2 (1 INT/1 FR)	0	0	0	3 (3 INT)
Nevada	2 (2 FR)	2	0	14	1 (INT)
San Jose State	- 0 -	-	-	-	1 (INT)
Totals	22 (11 INT/11 FR)	10	3	80	18 (11 INT/7 FL)
Opponents	18 (11 INT/7 FR)	8	1	58	

GAME-OPENING DRIVES

	[---Fresno State---			[----- Opponent -----]		
Opponent	Pts.	1st Dwns	Yds.	Pts.	1st Dwns	Yds
USC	0	1	22	7	6	81
Minnesota	0 (<i>missed FG</i>)	3	46	7	5	75
Sacramento State	0 (<i>missed FG</i>)	3	43	0	1	18
New Mexico State	7	5	82	0	0	6
Air Force	7	2	85	7	2	75
UNLV	0	0	5	3	2	68
Colorado State	0	0	-9	7	1	75
Hawaii	7	5	90	0	2	28
Utah State	7	4	82	7	4	71
San Diego State	0	0	-2	0	1	23
Nevada	0	2	46	7	3	75
San Jose State	7	6	98	0	2	29

SECOND HALF-OPENING DRIVES

	[---Fresno State---			[----- Opponent -----]		
Opponent	Pts.	1st Dwns	Yds.	Pts.	1st Dwns	Yds
USC	0	4	63	0	1	25
Minnesota	3	4	68	0	2	37
Sacramento State	0 (<i>missed FG</i>)	2	21	0	0	3
New Mexico State	0 (<i>fumble</i>)	0	6	7	2	31
Air Force	0	0	3	0	1	14
UNLV	0	0	1	3	4	71
Colorado State	7	4	83	3	2	53
Hawaii	7	2	67	0	2	41
Utah State	7	3	83	7	3	60
San Diego State	0	0	5	0 (<i>fumble</i>)	4	79
Nevada	7	3	75	7	2	75
San Jose State	0	2	34	7	4	87

PENALTY NUMBERS

	FS Pen.-Yds.	Opp. Pen.-Yds
USC	6-51	4-35
Minnesota	6-45	7-65
Sac St.	7-61	12-147
New Mexico State	3-39	3-22
Air Force	5-19	1-5
UNLV	5-40	7-51
Colorado State	9-74	5-53
Hawaii	5-45	13-135
Utah State	11-108	8-53
San Diego State	7-55	5-50
Nevada	8-96	7-50
San Jose State	3-15	6-55

2019 FRESNO STATE STATISTICS

FRESNO STATE CHUNK PLAYS (54)

Yards	Opponent	Play	Result
82	UNLV	Cropper rush	1st-goal
79	NMSU	Cropper rush	TD
55	SJSU	Rivers run	1st-goal
53	UNLV	Reyna pass to Grim	1st-down
53	UH	Cropper rush	TD
53	SDSU	Reyna pass to Pope	1st-down
52	USC	Reyna pass to Grim	1st-down
48	UH	Reyna pass to Cropper	1st-down
46	SAC	Reyna pass to Wheatfall	1st-goal
45	CSU	Rivers rush	1st-goal
45	USU	Reyna pass to Cropper	1st-goal
44	UH	Rivers rush	TD
41	SAC	Reyna pass to Pope	1st-down
40	UNLV	Reyna rush	1st-down
40	USU	Rivers rush	1st-down
39	AFA	Reyna pass to Edwards	1st-goal
38	SJSU	Reyna pass to Ja. Rice	TD
37	UNLV	Reyna pass to Wheatfall	1st-down
37	CSU	Reyna pass to Sutton	1st-goal
37	CSU	Rivers rush	1st-down
36	USC	Reyna pass to Coleman	1st-down
36	UH	Cropper pass to Pope	TD
34	USC	Reyna pass to Grim	TD
34	NEV	Reyna pass to Rivers	TD
33	USU	Reyna pass to Glaspie	1st-goal
33	NEV	Reyna pass to Rice	1st-down
33	NEV	Reyna pass to Pope	1st-goal
30	USU	Reyna pass to Cropper	1st-goal
29	SAC	Reyna pass to Wheatfall	1st-goal
29	AFA	Reyna pass to Sutton	1st-down
28	USU	Reyna pass to Pope	1st-goal
27	USC	Sutton rush (end around)	1st-down
27	USC	Reyna pass to Coleman	1st-down
26	AFA	Rivers rush	TD
26	UH	Reyna pass to Ja. Rice	TD
25	MINN	Reyna pass to Rivers	TD
25	NMSU	Cropper rush	1st-goal
25	UNLV	Reyna pass to Sutton	1st-goal
24	MINN	Reyna pass to Grim	1st-down
23	SAC	Reyna pass to Wheatfall	1st-down
23	NEV	Reyna pass to Rivers	1st-down
23	SJSU	Reyna pass to Rivers	1st-10
22	SAC	Reyna pass to Coleman	1st-down
22	SAC	Rivers rush	1st-down
22	UNLV	Reyna pass to Wheatfall	1st-down
22	CSU	Reyna pass to Wheatfall	1st-down
21	USC	Reyna rush	4th-down
21	SAC	Reyna pass to Rodriguez	1st-down
20	MINN	Reyna pass to Grim	1st-down
20	MINN	Reyna pass to Pope	1st-down
20	MINN	Reyna pass to Pope	1st-down
20	CSU	Reyna pass to Rivers	1st-down
20	CSU	Rivers rush	1st-down
20	SDSU	Reyna pass to Rivers	1st-down

FRESNO STATE SPECIAL TEAMS CHUNK PLAYS (3)

Yards	Opponent	Play	Result
35	USC	Wheatfall kick return	1st-down
35	SJSU	Rivers punt return	1st-down
28	SAC	Rivers punt return	1st-down

Only KO returns of 35 yards or more or INT & PR of 25 yards or more are included

OPPONENT CHUNK PLAYS (57)

Yards	Opponent	Play	Result
69	CSU	O'Brien pass to Jackson	TD
62	USU	Love pass to Thompkins	1st-down
60	UNLV	Oblad pass to Bean	TD
53	AFA	Hammond III pass to Waters	TD
51	NEV	Lee rush	1st-goal
50	UH	Cordeiro pass to Mardner	1st-down
50	SJSU	Love pass to Walker	1st-down
48	UH	McDonald pass to Ward	TD
47	SAC	Thomson pass to Martin	TD
45	UNLV	Oblad pass to Bean	1st-down
44	UH	McDonald pass to Byrd	1st-down
44	SJSU	Love pass to Hamilton	1st-down
42	CSU	O'Brien pass to Jackson	1st-down
41	USC	Sloviss pass to Vaughns	1st-down
40	CSU	O'Brien pass to Jackson	1st-goal
36	SAC	Thomson pass to Gable	1st-down
36	USU	Love pass to Nathan	1st-goal
34	MINN	Morgan pass to Johnson	1st-down
32	CSU	O'Brien pass to Jackson	1st-goal
32	UH	Holly rush	1st-goal
29	CSU	McElroy rush	1st-down
29	SDSU	Agnew pass to Matthews	1st-down
29	SDSU	Agnew pass to Kothe	1st-down
29	NEV	Strong pass to Cooks	TD
29	SJSU	Love pass to Walker	1st-down
29	SJSU	Packer rush	1st-down
28	USC	Daniel pass to Vaughns	1st-down
28	AFA	Hammond III pass to Sanders	1st-down
28	USU	Love pass to Repp	1st-down
28	SJSU	Packer rush	1st-goal
27	USC	Carr rush	1st-down
27	CSU	McElroy rush	1st-down
27	NEV	Taua rush	1st-down
26	USC	Malepeai rush	1st-down
26	SAC	Thomson pass to Williams	1st-down
26	UH	Cordeiro rush	1st-goal
26	USU	Love pass to Warren	1st-down
25	NEV	Lee rush	TD
24	SDSU	Agnew pass to Matthews	1st-down
24	NEV	Taua rush	1st-goal
23	NMSU	Huntley rush	1st-down
23	UNLV	Oblad pass to Woods Jr.	1st-down
23	UNLV	Collins rush	1st-down
23	SJSU	Love pass to Walker	1st-down
21	NMSU	Adkins pass to Nicholson	1st-down
21	USU	Love pass to Nathan	1st-down
21	USU	Bright rush	TD
21	SDSU	Agnew pass to Bell	1st-down
21	NEV	Taua rush	1st-goal
21	SJSU	Love pass to Gaither	1st-goal
20	MINN	Morgan pass to Autman-Bell	TD
20	NMSU	Adkins pass to Lottie	1st-down
20	NMSU	Adkins pass to Nicholson	1st-down
20	AFA	Remsberg rush	1st-down
20	USU	Bright rush	1st-down
20	SDSU	Jasmin rush	1st-down
20	SDSU	Bell rush	1st-down

OPPONENT SPECIAL TEAMS CHUNK PLAYS (2)

Yards	Opponent	Play	Result
100	USC	Jones kick return	TD
36	MINN	Smith kick return	1st-10

Only KO returns of 35 yards or more or INT & PR of 25 yards or more are included

The Automated ScoreBook

Fresno State Team Game-by-Game (as of Dec 01, 2019)

All games

TEAM STATISTICS

Date	Opponent	Rushing				Receiving				Passing				Kick Returns				Punt Returns				tot off
		no.	yds	td	lg	no.	yds	td	lg	cmp-att-int	yds	td	lg	no.	yds	td	lg	no.	yds	td	lg	
Aug 31	at USC	40	206	0	27	19	256	2	52	19-39-1	256	2	52	3	74	0	35	0	0	0	0	462
Sep 07	MINNESOTA	27	57	1	19	24	288	3	25	24-35-2	288	3	25	2	29	0	15	0	0	0	0	345
Sep 21	SACRAMENTO STATE	39	145	3	22	28	326	2	46	28-42-0	326	2	46	2	37	0	19	3	27	0	28	471
Sep 28	at New Mexico State	38	239	2	79	20	147	0	17	20-31-0	147	0	17	0	0	0	0	1	0	0	0	386
Oct 12	at Air Force	15	59	1	26	20	209	2	39	20-27-1	209	2	39	3	51	0	21	0	0	0	0	268
Oct 18	UNLV	36	260	6	82	16	229	1	53	16-23-0	229	1	53	4	81	0	33	1	19	0	19	489
Oct 26	COLORADO STATE	30	188	4	45	20	200	0	37	20-37-2	200	0	37	7	124	0	24	2	27	0	18	388
Nov 02	at Hawai'i	40	290	3	53	18	224	2	48	18-28-0	224	2	48	3	55	0	32	0	0	0	0	514
Nov 09	USU	36	156	5	40	16	263	0	45	16-20-0	263	0	45	5	93	0	26	1	12	0	12	419
Nov 15	at San Diego State	27	70	1	16	14	136	0	53	14-26-3	136	0	53	2	42	0	24	0	0	0	0	206
Nov 23	NEVADA	25	53	0	19	28	278	4	34	28-38-1	278	4	34	2	39	0	22	0	0	0	0	331
Nov 30	at San Jose State	41	188	1	55	18	164	1	38	18-27-1	164	1	38	0	0	0	0	1	35	0	35	352
Fresno State		394	1911	27	82	241	2720	17	53	241-373-11	2720	17	53	33	625	0	35	9	120	0	35	4631
		445	1927	24	51	268	3110	20	69	268-434-11	3110	20	69	37	837	1	100	12	51	0	24	5037

Games: 12 • Avg/rush: 4.9 • Avg/catch: 11.3 • Pass effic: 135.01 • KR avg: 18.9 • PR avg: 13.3 • All purpose avg/game: 461.8 • Total offense avg/gm: 385.9

		Tackles				Sacks	Fumble		Pass Defense			blkd	PAT Attempts			off		
Date	Opponent	ua	a	total	tfl-yds	no-yds	ff	fr-yds	int-yds	qbh	brup	kick	kick	rush	rcv	saf	t/o	pts
Aug 31	at USC	44	38	82	3.0-20	1.0-14	2	2-0	2-0	0	7	0	2-2	0	0	0	6	23
Sep 07	MINNESOTA	46	34	80	8.0-28	4.0-22	3	3-0	0-0	1	3	0	3-3	1	0	0	15	35
Sep 21	SACRAMENTO STATE	26	18	44	7.0-29	3.0-16	1	1-0	0-0	2	8	1	4-5	0	0	0	0	34
Sep 28	at New Mexico State	23	48	71	8.0-19	1.0-7	1	0-0	3-104	2	7	0	3-3	0	0	0	10	30
Oct 12	at Air Force	33	60	93	3.0-5	0.0-0	0	0-0	0-0	1	0	0	3-3	0	0	0	0	24
Oct 18	UNLV	53	10	63	2.0-5	0.0-0	2	2-18	3-57	0	6	0	8-8	0	0	0	28	56
Oct 26	COLORADO STATE	52	12	64	7.0-24	1.0-2	0	0-0	1-0	1	3	0	4-4	0	0	0	0	31
Nov 02	at Hawai'i	45	12	57	2.0-11	1.0-8	0	0-0	1-0	0	6	0	5-5	0	0	0	7	41
Nov 09	USU	47	24	71	5.0-13	1.0-5	0	0-0	0-0	1	2	0	5-5	0	0	0	0	35
Nov 15	at San Diego State	48	32	80	8.0-26	1.0-7	1	1-0	1-4	0	2	1	1-1	0	0	0	0	7
Nov 23	NEVADA	36	26	62	3.0-8	2.0-7	2	2-0	0-0	1	4	0	4-4	0	0	0	14	28
Nov 30	at San Jose State	39	24	63	8.0-40	4.0-33	1	0-0	0-0	2	4	0	2-2	0	0	1	0	16
Fresno State		492	338	830	64.0-228	19.0-121	13	11-18	11-165	11	52	2	44-45	1	0	1	80	360
		437	326	763	64.0-283	23.0-158	9	7-40	11-51	13	37	0	42-43	2	0	0	58	361

		Punting									Field Goals			Kickoffs				
Date	Opponent	no.	yds	avg	long	blkd	tb	fc	50+	i20	md-att	long	blkd	no.	yds	avg	tb	ob
Aug 31	at USC	5	234	46.8	60	0	1	1	2	1	3-3	46	0	6	330	55.0	0	1
Sep 07	MINNESOTA	3	132	44.0	50	0	0	1	2	1	2-3	48	0	6	345	57.5	2	0
Sep 21	SACRAMENTO STATE	3	130	43.3	49	0	0	1	0	3	0-3	0	0	6	314	52.3	2	0
Sep 28	at New Mexico State	6	249	41.5	50	0	1	3	1	1	3-3	38	0	7	362	51.7	5	0
Oct 12	at Air Force	3	126	42.0	64	0	1	0	1	0	1-1	47	0	5	325	65.0	5	0
Oct 18	UNLV	2	88	44.0	47	0	0	1	0	0	0-3	0	0	9	493	54.8	1	0
Oct 26	COLORADO STATE	6	272	45.3	61	0	0	3	2	2	1-1	35	0	6	337	56.2	1	0
Nov 02	at Hawai'i	3	131	43.7	50	0	0	2	1	2	2-4	37	0	7	435	62.1	2	0
Nov 09	USU	4	189	47.2	55	0	0	2	1	2	0-0	0	0	6	345	57.5	0	0
Nov 15	at San Diego State	5	213	42.6	50	0	0	3	1	1	0-0	0	0	2	113	56.5	0	0
Nov 23	NEVADA	4	180	45.0	48	0	0	2	0	0	0-0	0	0	5	313	62.6	1	0
Nov 30	at San Jose State	8	265	33.1	48	0	1	2	0	4	0-0	0	0	3	195	65.0	3	0
Fresno State		52	2209	42.5	64	0	4	21	11	17	12-21	48	0	68	3907	57.5	22	1
		46	1931	42.0	61	0	2	20	7	15	13-17	50	1	67	3957	59.1	25	3

The Automated ScoreBook

Fresno State Opponent Game-by-Game (as of Dec 01, 2019)

All games

OPPONENT STATISTICS

Date	Opponent	Rushing				Receiving				Passing				Kick Returns				Punt Returns				tot off
		no.	yds	td	lg	no.	yds	td	lg	cmp-att-int	yds	td	lg	no.	yds	td	lg	no.	yds	td	lg	
Aug 31	at USC	36	175	2	27	31	272	1	41	31-42-2	272	1	41	5	168	1	100	1	3	0	3	447
Sep 07	MINNESOTA	52	146	3	14	16	234	2	34	16-23-0	234	2	34	3	75	0	36	1	0	0	0	380
Sep 21	SACRAMENTO STATE	17	12	0	7	22	233	3	47	22-41-0	233	3	47	1	25	0	25	0	0	0	0	245
Sep 28	at New Mexico State	22	105	1	23	26	210	1	21	26-47-3	210	1	21	2	13	0	10	1	0	0	0	315
Oct 12	at Air Force	69	340	4	20	2	81	1	53	2-3-0	81	1	53	0	0	0	0	0	0	0	0	421
Oct 18	UNLV	40	157	0	23	16	257	3	60	16-34-3	257	3	60	7	162	0	31	1	0	0	0	414
Oct 26	COLORADO STATE	39	178	3	29	23	322	2	69	23-42-1	322	2	69	3	72	0	28	1	2	0	2	500
Nov 02	at Hawai'i	31	209	4	32	26	346	1	50	26-51-1	346	1	50	5	116	0	31	1	11	0	11	555
Nov 09	USU	34	137	2	21	30	388	2	62	30-39-0	388	2	62	5	91	0	25	1	8	0	8	525
Nov 15	at San Diego State	37	102	1	20	33	323	1	29	33-47-1	323	1	29	2	26	0	20	2	0	0	1	425
Nov 23	NEVADA	34	254	2	51	20	154	3	29	20-31-0	154	3	29	4	89	0	25	2	27	0	24	408
Nov 30	at San Jose State	34	112	2	29	23	290	0	50	23-34-0	290	0	50	0	0	0	0	1	0	0	0	402
Opponents		445	1927	24	51	268	3110	20	69	268-434-11	3110	20	69	37	837	1	100	12	51	0	24	5037
		394	1911	27	82	241	2720	17	53	241-373-11	2720	17	53	33	625	0	35	9	120	0	35	4631

Games: 12 • Avg/rush: 4.3 • Avg/catch: 11.6 • Pass effic: 132.08 • KR avg: 22.6 • PR avg: 4.2 • All purpose avg/game: 498.0 • Total offense avg/gm: 419.8

		Tackles				Sacks	Fumble		Pass Defense			blkd	PAT Attempts			off		
Date	Opponent	ua	a	total	tfl-yds	no-yds	ff	fr-yds	int-yds	qbh	brup	kick	kick	rush	rcv	saf	t/o	pts
Aug 31	at USC	41	30	71	4.0-22	3.0-18	1	2-0	1-0	0	5	0	4-4	0	0	0	7	31
Sep 07	MINNESOTA	36	22	58	5.0-30	4.0-26	0	0-0	2-2	0	5	0	5-5	0	0	0	0	38
Sep 21	SACRAMENTO STATE	40	42	82	7.0-38	3.0-12	3	2-40	0-0	4	3	0	0-1	1	0	0	6	20
Sep 28	at New Mexico State	28	56	84	5.0-12	1.0-7	1	1-0	0-0	3	2	0	2-2	0	0	0	7	17
Oct 12	at Air Force	27	14	41	4.0-18	1.0-10	0	0-0	1-24	1	3	0	5-5	1	0	0	7	43
Oct 18	UNLV	42	14	56	2.0-4	0.0-0	1	0-0	0-0	0	1	0	3-3	0	0	0	0	27
Oct 26	COLORADO STATE	39	26	65	7.0-24	2.0-14	1	0-0	2-25	1	5	0	5-5	0	0	0	7	41
Nov 02	at Hawai'i	42	20	62	2.0-4	0.0-0	1	2-0	0-0	2	3	0	5-5	0	0	0	10	38
Nov 09	USU	42	18	60	5.0-17	1.0-4	0	0-0	0-0	0	2	0	4-4	0	0	0	0	37
Nov 15	at San Diego State	24	24	48	6.0-27	2.0-15	0	0-0	3-0	1	3	0	2-2	0	0	0	7	17
Nov 23	NEVADA	42	16	58	9.0-54	4.0-35	0	0-0	1-0	0	3	0	5-5	0	0	0	7	35
Nov 30	at San Jose State	34	44	78	8.0-33	2.0-17	1	0-0	1-0	1	2	0	2-2	0	0	0	0	17
Opponents		437	326	763	64.0-283	23.0-158	9	7-40	11-51	13	37	0	42-43	2	0	0	58	361
		492	338	830	64.0-228	19.0-121	13	11-18	11-165	11	52	2	44-45	1	0	1	80	360

		Punting									Field Goals			Kickoffs				
Date	Opponent	no.	yds	avg	long	blkd	tb	fc	50+	i20	md-att	long	blkd	no.	yds	avg	tb	ob
Aug 31	at USC	3	111	37.0	38	0	0	3	0	0	1-1	38	0	6	382	63.7	3	0
Sep 07	MINNESOTA	2	92	46.0	48	0	0	1	0	0	1-1	37	0	5	314	62.8	3	0
Sep 21	SACRAMENTO STATE	9	368	40.9	44	0	0	5	0	2	0-0	0	0	4	239	59.8	2	0
Sep 28	at New Mexico State	6	286	47.7	54	0	0	3	3	2	1-2	42	0	3	195	65.0	3	0
Oct 12	at Air Force	1	51	51.0	51	0	0	1	1	1	0-0	0	0	7	382	54.6	2	2
Oct 18	UNLV	3	113	37.7	46	0	0	1	0	1	2-2	22	0	6	301	50.2	0	0
Oct 26	COLORADO STATE	5	211	42.2	49	0	0	1	0	2	2-3	39	0	8	473	59.1	0	0
Nov 02	at Hawai'i	3	105	35.0	39	0	0	3	0	1	1-1	50	0	7	382	54.6	3	0
Nov 09	USU	2	86	43.0	44	0	0	0	0	0	3-3	39	0	7	453	64.7	2	0
Nov 15	at San Diego State	3	170	56.7	61	0	2	0	3	1	1-2	22	1	4	260	65.0	2	0
Nov 23	NEVADA	3	111	37.0	48	0	0	0	0	2	0-1	0	0	5	323	64.6	3	0
Nov 30	at San Jose State	6	227	37.8	47	0	0	2	0	3	1-1	22	0	5	253	50.6	2	1
Opponents		46	1931	42.0	61	0	2	20	7	15	13-17	50	1	67	3957	59.1	25	3
		52	2209	42.5	64	0	4	21	11	17	12-21	48	0	68	3907	57.5	22	1

2019 FRESNO STATE PARTICIPATION

#	Name	GP/GS	#	Name	GP/GS	#	Name	GP/GS
77	ABBS, Nick	3/1	41	HICKS, Dorrzel	11/-	54	SCHMIDT, Bula	7/4
79	AIBUDEFE, Nick	12/4	9	HOKIT, Josh	12/1	28	SILVA, Cesar	12/-
75	AKINGBULU, Alex	7/3	23	HUGHES, Juju	12/12	59	SMITH, Matt	8/8
81	ARIAS, Ricardo	2/-	98	IAKOPO, Keiti	12/12	7	STRONG, Reggie	2/-
90	ATKINS, Kevin	12/12	10	JARVIS, Deven	4/-	15	SUTTON, Cam	12/5
6	BAILEY, Levelle	12/5	18	JOHNSON, Isaiah	8/7	44	TATUM III, L.	12/1
85	BROOKS, Erik	6/-	24	JOHNSON, S.	12/-	40	THOMAS, Nikko	2/-
14	BRYANT, Jaron	12/11	33	JONES, Kwami	4/3	86	TORRES, Jared	9/1
72	BULL, Dontae	10/10	24	JORDAN, Randy	8/3	65	TUITELE, Syrus	8/8
42	CAGE, Richard	4/-	25	KELLY, Josh	1/1	3	WALKER, Mykal	12/12
73	CARSON, Elijah	1/-	11	KING JR., S.	12/-	53	WESTBERRY, J.	12/-
8	COLEMAN, Chris	11/6	35	LANGLEY, M.	4/-	1	WHEATFALL, K.	10/4
17	COMSTOCK, S.	3/-	91	LAWSON, Matt	1/-	32	WILLIAMS, Evan	12/5
5	CROPPER, Jalen	10/5	99	MCCOY, Ricky	12/-	66	WOODLEY, Quireo	10/10
51	CRUZ, Alex	11/2	15	MOSBY, Arron	12/12	6	WOOLDRIDGE, B.	3/-
47	CUSICK, Blake	12/-	52	MUTI, Netane	3/3	31	WRIGHT, Andrew	6/1
19	DALENA, Frank	7/-	25	OGLESBY, Bryson	10/-			
43	DUMAIS, Alex	11/1	87	PAUWELS JR., R.	4/-			
34	ECHOLS, Zion	5/-	55	PAYNE, Leonard	7/-			
4	EDWARDS, E.	9/1	17	PERRY, Deonte	5/-			
2	ELIMA-JEUNE, P.	11/-	27	POPE, Zane	12/5			
16	FIELDS, Rian	7/-	11	REYNA, Jorge	12/12			
4	FREE, Wylan	12/10	16	RICE, Jared	12/11			
51	FUAMATU, Jace	8/6	29	RICE, Justin	12/12			
37	FULLER, Asa	12/-	57	RICE, Tanner	2/-			
2	GASTON, Chris	7/4	20	RIVERS, Ronnie	12/12			
3	GLASPIE, Jamal	11/3	80	RODRIGUEZ, Juan	11/5			
7	GRIM, Derrion	12/5	22	RUFFIN, Deshawn	3/1			
93	HAYNES, Jasad	2/1	50	SAMPSON JR., T.	10/3			

2019 GAME-BY-GAME OFFENSIVE STARTERS

DATE	OPPONENT	LT	LG	C	RG	RT	QB	RB	WR	WR	WR	TE
8/31	at USC	Bull	Muti	Smith	Woodley	Tuitele	Reyna	Rivers	Cropper	Glaspie	Rodriguez (TE)	Rice
9/7	Minnesota	Bull	Muti	Smith	Woodley	Tuitele	Reyna	Rivers	Grim	Pope	Coleman	Rice
9/21	Sacramento State	Aibuede	Muti	Smith	Woodley	Tuitele	Reyna	Rivers	Grim	Pope	Sutton (TE)	Rice
9/28	at New Mexico State	Bull	Aibuede	Smith	Woodley	Tuitele	Reyna	Rivers	Grim	Wheatfall	Sutton (TE)	Rice
10/12	at Air Force*	Bull	Schmidt	Smith	Woodley	Tuitele	Reyna	Rivers	Glaspie	Wheatfall	Sutton (TE)	Rice
10/18	UNLV*	Bull	Schmidt	Smith	Woodley	Tuitele	Reyna	Rivers	Grim	Cropper	Sutton (TE)	Rice
10/26	Colorado State*	Bull	Fuamatu	Smith	Woodley	Tuitele	Reyna	Rivers	Hokit (RB)	Cropper	Glaspie	Sutton
11/2	at Hawaii*	Akingbulu	Fuamatu	Smith	Woodley	Tuitele	Reyna	Rivers	Grim	Pope	Rodriguez (TE)	Rice
11/9	Utah State*	Akingbulu	Fuamatu	Sampson	Woodley	Bull	Reyna	Rivers	Cropper	Pope	Rodriguez (TE)	Rice
11/15	at San Diego State*	Akingbulu	Fuamatu	Schmidt	Woodley	Bull	Reyna	Rivers	Cropper	Torres (TE)	Rodriguez (TE)	Rice
11/23	Nevada*	Aibuede	Fuamatu	Sampson	Schmidt	Bull	Reyna	Rivers	Kelly	Wheatfall	Edwards	Rice
11/30	at San Jose State*	Aibuede	Fuamatu	Sampson	Abbs	Bull	Reyna	Rivers	Pope	Wheatfall	Rodriguez (TE)	Rice

2019 GAME-BY-GAME DEFENSIVE STARTERS

DATE	OPPONENT	DE	DT	DT	DE	LB	LB	LB	CB	FS	SS	CB
8/31	at USC	Wright	Iakopo	Atkins	Johnson	Rice	Walker	Mosby	Gaston	Free	Hughes	Bryant
9/7	Minnesota	Walker	Iakopo	Haynes	Atkins	Rice	Bailey	Mosby	Gaston	Free	Hughes	Bryant
9/21	Sacramento State	Cruz	Iakopo	Atkins	Johnson	Rice	Walker	Mosby	Ruffin	Free	Hughes	Bryant
9/28	at New Mexico State	Johnson	Iakopo	Atkins	Bailey (LB)	Rice	Walker	Mosby	Coleman	Free	Hughes	Bryant
10/12	at Air Force*	Johnson	Iakopo	Atkins	Dumais	Rice	Walker	Mosby	Coleman	Free	Hughes	Bryant
10/18	UNLV*	Johnson	Iakopo	Atkins	Walker	Rice	Bailey	Mosby	Coleman	Free	Hughes	Bryant
10/26	Colorado State*	Johnson	Iakopo	Atkins	Walker	Rice	Bailey	Mosby	Coleman	Free	Hughes	Bryant
11/2	at Hawaii*	Johnson	Iakopo	Atkins	Walker (LB)	Rice	Williams (NKL)	Mosby	Jordan	Free	Hughes	Bryant
11/9	Utah State*	Tatum	Iakopo	Atkins	Walker	Rice	Bailey	Mosby	Coleman	Williams	Hughes	Bryant
11/15	at San Diego State*	Cruz	Iakopo	Atkins	Jones	Rice	Walker	Mosby	Gaston	Williams	Hughes	Jordan
11/23	Nevada*	Walker	Iakopo	Atkins	Jones	Rice	Hughes (NKL)	Mosby	Gaston	Williams	Free	Bryant
11/30	at San Jose State*	Walker	Iakopo	Atkins	Jones	Rice	Hughes (NKL)	Mosby	Jordan--	Williams	Free	Bryant

TURNOVERS YEAR-BY-YEAR - SINCE 2010

2019 - Fresno State Record: 4-8

Fresno State					Opponents				
Date	Opponent	Sacks	FR	Int.	Turnovers Gained	Sacks	FR	INT	Turnovers Lost
8/31	at USC	1-14	2	2	4	3-18	2	1	3
9/7	Minnesota	4-22	3	0	3	4-26	0	2	2
9/21	Sacramento State	3-16	1	0	1	3-12	2	0	2
9/28	at NM State	1-7	0	3	3	1-7	1	0	1
10/12	at Air Force	0-0	0	0	0	1-10	0	1	1
10/18	UNLV	0-0	2	3	5	0-0	0	0	0
10/26	Colorado State	1-2	0	1	1	2-14	0	2	2
11/2	at Hawai'i	1-8	0	1	1	0-0	2	0	2
11/9	Utah State	1-5	0	0	0	1-4	0	0	0
11/15	at San Diego State	1-7	1	1	2	2-15	0	3	3
11/23	Nevada	2-7	2	0	2	4-35	0	1	1
11/30	at San Jose State	4-33	0	0	0	2-17	0	1	1
Totals	12 Games	19-121	11	11	22	23-158	7	11	18

2018 - Fresno State Record: 12-2

Fresno State					Opponents				
Date	Opponent	Sacks	FR	Int.	Turnovers Gained	Sacks	FR	INT	Turnovers Lost
9/1	Idaho	1-6	2	5	7	1-6	0	0	0
9/8	at Minnesota	1-6	1	0	1	0-0	0	2	2
9/15	at UCLA	1-1	2	2	4	1-9	2	0	2
9/29	Toledo	5-40	0	1	1	1-5	0	1	1
10/6	at Nevada	4-28	0	3	3	1-8	1	0	1
10/13	Wyoming	1-1	0	1	1	0-0	0	0	0
10/20	at New Mexico	0-0	0	1	1	1-4	0	0	0
10/27	Hawai'i	2-3	1	1	2	0-0	0	0	0
11/3	at UNLV	1-5	0	1	1	0-0	0	1	1
11/9	at Boise State	1-3	0	1	1	3-24	0	0	0
11/17	San Diego State	1-6	0	0	0	3-7	0	0	0
11/24	San Jose State	3-4	0	1	1	0-0	2	0	2
12/1	Boise State*	2-17	1	0	1	2-6	2	0	2
12/15	Arizona State^	1-6	0	2	2	0-0	1	2	3
Totals	14 Games	25-127	7	19	26	12-68	8	6	14

NATIONAL RANKINGS

Sacks: T-100

Turnovers Gained: T-11

Fumble Recoveries: T-81

Turnover Margin: 9

Passes Intercepted: 4

NATIONAL RANKINGS

Sacks Allowed: 6

Fumbles Lost: T-51

INTs Thrown: T-14

Turnovers Lost: T-15

Turnover Margin: 9

2017 - Fresno State Record: 10-4

Fresno State					Opponents				
Date	Opponent	Sacks	FR	Int.	Turnovers Gained	Sacks	FR	INT	Turnovers Lost
9/2	Incarnate Word	2-20	1	1	2	0-0	0	0	0
9/9	at Alabama	1-8	0	0	0	2-9	0	1	1
9/16	at Washington	1-6	2	0	0	1-7	0	1	1
9/30	Nevada	3-23	0	3	3	1-7	2	1	3
10/7	at San Jose State	4-24	2	2	4	0-0	0	0	0
10/14	New Mexico	2-8	1	1	2	1-3	1	0	1
10/21	at San Diego St.	5-30	1	0	1	0-0	0	0	0
10/28	UNLV	0-0	0	0	0	1-8	1	0	1
11/4	BYU	2-12	1	0	1	0-0	0	0	0
11/11	at Hawai'i	5-29	1	1	2	0-0	0	2	2
11/18	at Wyoming	1-6	2	0	2	1-6	1	0	1
11/25	Boise State	2-20	0	0	0	0-0	0	0	0
12/2	at Boise State*	4-13	0	0	0	2-12	0	1	1
12/24	Houston	2-10	1	1	2	1-7	1	1	2
Totals	14 Games	34-209	12	9	21	10-69	6	7	13

NATIONAL RANKINGS

Sacks: 33

Turnovers Gained: 50

Fumble Recoveries: 14

Turnover Margin: 25

Passes Intercepted: 86

NATIONAL RANKINGS

Sacks Allowed: 5

Fumbles Lost: 16

INTs Thrown: 13

Turnovers Lost: 9

Turnover Margin: 25

2016 - Fresno State Record: 1-11

Fresno State					Opponents				
Date	Opponent	Sacks	FR	Int.	Turnovers Gained	Sacks	FR	INT	Turnovers Lost
9/3	at Nebraska	0-0	0	0	0	4-21	0	2	2
9/10	Sacramento St.	3-11	0	2	2	2-19	1	1	2
9/17	at Toledo	0-0	0	0	0	5-35	0	0	0
9/24	Tulsa	4-34	1	1	2	2-9	1	1	2
10/1	at UNLV	0-0	0	0	0	2-20	0	1	1
10/8	at Nevada	1-15	1	0	1	1-4	2	0	2
10/14	San Diego St.	1-1	0	0	0	2-12	0	3	3
10/22	at Utah St.	0-0	0	0	0	1-6	0	0	0
10/28	Air Force	1-6	1	0	1	2-11	0	4	4
11/5	at Colorado St.	0-0	0	0	0	5-26	0	1	1
11/19	Hawai'i	2-15	0	1	1	1-6	0	0	0
11/26	San Jose St.	2-12	1	1	2	4-17	1	0	1
Totals	12 Games	14-94	4	5	9	31-186	5	13	18

NATIONAL RANKINGS

Sacks: T-117

Turnovers Gained: T-126

Fumble Recoveries: T-116

Turnover Margin: T-117

Passes Intercepted: T-117

NATIONAL RANKINGS

Sacks Allowed: T-96

Fumbles Lost: T-12

INTs Thrown: T-88

Turnovers Lost: T-47

Turnover Margin: T-117

2015 - Fresno State Record: 3-9

Fresno State					Opponents				
Date	Opponent	Sacks	FR	Int.	Turnovers Gained	Sacks	FR	INT	Turnovers Lost
9/3	Abilene Christian	5-30	0	2	2	0-0	1	2	3
9/12	at No. 14 Ole Miss	1-8	2	1	3	1-15	1	3	4
9/19	No. 21 Utah	0-0	2	1	3	1-5	2	0	2
9/26	at San Jose St.	6-35	1	0	1	2-19	0	1	1
10/3	at San Diego St.	3-25	1	0	1	3-27	0	0	0
10/10	Utah State	2-13	1	0	1	5-25	1	3	4
10/16	UNLV	6-24	0	0	0	0-0	1	0	1
10/24	at Air Force	0-0	1	0	1	2-9	0	1	1
11/5	Nevada	2-18	0	1	1	3-20	1	3	4
11/14	at Hawai'i	2-13	1	3	4	3-16	0	0	0
11/21	at BYU	1-5	2	0	2	4-26	0	3	3
11/28	Colorado St.	0-0	0	1	1	2-16	0	0	0
Totals	12 Games	28-171	11	9	20	24-152	7	16	23

NATIONAL RANKINGS

Sacks: T-29

Turnovers Gained: T-50

Fumble Recoveries: T-7

Turnover Margin: T-93

Passes Intercepted: T-79

NATIONAL RANKINGS

Sacks Allowed: T-73

Fumbles Lost: T-54

INTs Thrown: T-118

Turnovers Lost: T-113

Turnover Margin: T-93

2014 - Fresno State Record: 6-8

Fresno State					Opponents				
Date	Opponent	Sacks	FR	Int.	Turnovers Gained	Sacks	FR	INT	Turnovers Lost
8/30	at USC	0-0	2	0	2	1-10	0	4	4
9/6	at Utah	2-11	0	0	0	7-34	1	0	1
9/13	Nebraska	0-0	1	0	1	4-29	0	0	0
9/20	Southern Utah	4-10	1	1	2	0-0	0	1	1
9/26	at New Mexico	2-14	0	0	0	3-24	1	1	2
10/3	San Diego State	2-12	1	2	3	3-7	1	1	2
10/10	at UNLV	5-13	0	1	1	1-1	1	2	3
10/17	at Boise State	2-10	1	0	1	5-22	0	1	1
11/1	Wyoming	1-6	1	0	1	2-6	0	2	2
11/8	San Jose State	0-0	1	2	3	1-5	1	1	2
11/22	at Nevada	3-24	3	1	4	3-20	1	1	2
11/29	Hawai'i	6-34	0	2	2	2-17	0	2	2
12/6	at Boise State *	1-5	0	0	0	4-24	0	3	3
12/24	vs. Rice!	2-14	0	0	0	4-24	0	2	2
Totals	14 Games	30-153	11	9	20	40-223	6	21	27

NATIONAL RANKINGS

Sacks: 65

Turnovers Gained: T-55

Fumble Recoveries: T-38

Turnover Margin: T-103

Passes Intercepted: T-91

NATIONAL RANKINGS

Sacks Allowed: T-105

Turnovers Lost: T-109

Fumbles Lost: T-19

Turnover Margin: T-103

INTs Thrown: T-23

2013 - Fresno State Record: 11-2

Fresno State					Opponents				
Date	Opponent	Sacks	FR	Int.	Turnovers Gained	Sacks	FR	INT	Turnovers Lost
8/29	Rutgers	1-10	1	1	2	1-4	2	1	3
9/7	Cal Poly	1-10	1	0	1	0-0	1	0	1
9/14	at Colorado	GAME CANCELED (FLOODING)							
9/20	Boise State	4-19	1	1	2	1-2	0	0	0
9/28	at Hawai'i	7-46	0	2	2	1-1	3	2	5
10/5	at Idaho	6-41	1	4	5	0-0	1	2	3
10/19	UNLV	3-12	0	0	0	0-0	0	1	1
10/26	at San Diego St.	2-12	1	1	2	2-22	0	0	0
11/2	Nevada	3-18	0	1	1	2-14	1	0	1
11/9	at Wyoming	1-8	1	1	2	1-9	0	0	0
11/23	New Mexico	3-25	0	0	0	0-0	0	0	0
11/29	at San Jose St.	0-0	2	0	2	0-0	0	1	1
12/7	Utah State*	8-49	0	2	2	3-19	3	2	5
12/21	vs. USC!	1-17	1	1	2	0-0	0	1	1
Totals	13 Games	40-250	9	14	23	12-72	11	10	21

NATIONAL RANKINGS

Sacks: 6

Turnovers Gained: T-47

Fumble Recoveries: T-56

Turnover Margin: T-48

Passes Intercepted: T-40

NATIONAL RANKINGS

Sacks Allowed: 6

Turnovers Lost: T-57

INDIVIDUAL SEASON & CAREER GAME-HIGHS

PASSING

Name	Attempts		Completions		Yards		Career 300-Yard Passing Games
	2019	Career	2019	Career	2019	Career	
Name	Longest Pass		TDs		INTs		
	2019	Career	2019	Career	2019	Career	

RUSHING

Name	Attempts		Yards		TDs		Longest Career Run	100-Yd Games
	2019	Career	2019	Career	2019	Career		
Jalen Cropper	5 (at NMSU)	Same	118 (at NMSU)	Same	1 (3x)	1 (3x)	82 (UNLV)	1
Saevion Johnson	4 (UNLV)	10 ('18 Idaho)	26 (UNLV)	47 ('18 at UNLV)	--	2 ('18 Idaho)	37 ('18 at UNLV)	--
Ronnie Rivers	29 (at San Jose St.)	Same	177 (at San Jose St.)	212 ('18 vs ASU)	3 (vs Utah State)	Same	76 ('18 Hawai'i)	7

RECEIVING

Name	Receptions		Yards		TDs		Longest Career Reception	100-Yd Games
	2019	Career	2019	Career	2019	Career		
Chris Coleman	3 (3x)	3 (3x)	71 (at USC)	Same	1 (at USC)	Same	36 (at USC)	--
Jalen Cropper	4 (Sac State)	Same	87 (vs. Utah State)	Same	--	--	48 (at Hawai'i)	--
Emoryie Edwards	8 (at NMSU)	Same	73 (at Air Force)	Same	1 (2x)	1 (2x)	39 (at Air Force)	--
Jamal Glaspie	2 (at NMSU)	Same	33 (Utah State)	Same	--	--	33 (Utah State)	--
Zane Pope	6 (2x)	6 (2x)	72 (Sac State)	Same	1 (at Hawai'i)	Same	53 (at SDSU)	--
Ronnie Rivers	8 (at San Jose St.)	Same	88 (Nevada)	Same	2 (Minnesota)	Same	34 (2x)	--
Juan Rodriguez	2 (Sac State)	Same	26 (Sac State)	Same	--	--	21 (Sac State)	--
Keric Wheatfall	4 (2x)	4 (2x)	98 (Sac State)	Same	1 (Nevada)	Same	46 (Sac State)	--

DEFENSE

Name	Tackles		Sacks		TFLs		INT	FF
	2019	Career	2019	Career	2019	Career		
Kevin Atkins	5 (Minnesota)	6 ('18 Toledo)	2.0 (Minnesota)	Same	2.0 (2x)	Same	--	1 (Minnesota)
Levelle Bailey	7 (2x)	7 (2x)	1.0 (Minnesota)	Same	2.5 (Minnesota)	Same	1 (UNLV)	--
Chris Coleman	3 (at NMSU)	Same	--	--	--	--	--	--
Alex Cruz	7 (at Air Force)	Same	1.0 (at San Jose St.)	Same	2.0 (2x)	Same	--	1 (at SJSU)
Alex Dumais	7 (at Air Force)	Same	1.0 (2x)	Same	2.0 (at Air Force)	Same	--	1 (Sac State)
Wylan Free	13 (at Air Force)	Same	--	--	--	0.5 ('18 at Boise State)	2 (at NMSU)	--
Chris Gaston	12 (at USC)	Same	--	--	--	--	1 (at SDSU)	--
Deven Jarvis	4 (at SDSU)	Same	--	--	--	--	--	--
Isaiah Johnson	5 (at Air Force)	Same	1.0 (2x)	1.0 (4x)	2.0 (Minnesota)	Same	--	--
Kwami Jones	6 (vs. Utah State)	Same	1.0 (vs. Utah State)	1.0 (4x)	1.5 (vs. Utah State)	Same	--	--
Randy Jordan	7 (at San Jose St.)	Same	--	--	--	--	--	--
Arron Mosby	11 (at SDSU)	Same	--	--	2.0 (Colorado State)	2.0 (2x)	1 (2x)	1 (4x)
Justin Rice	13 (at Air Force)	Same	1.0 (4x)	1.0 (4x)	2.0 (at SDSU)	Same	1 (2x)	2 (Minnesota)
Deshawn Ruffin	5 (Minnesota)	Same	--	--	--	--	--	--
Leevel Tatum III	3 (at Air Force)	3 (2x)	0.5 (at NMSU)	Same	0.5 (2x)	Same	1 ('18 Idaho)	--
Evan Williams	9 (3x)	Same	--	--	--	--	1 ('19 Hawai'i)	1 (Nevada)
Andrew Wright	4 (Minnesota)	Same	--	--	1.0 (at Nevada)	Same	--	--

THE LAST TIME

A Bulldog Player Had... RUSHING

300+ yards rushing:

Never

250+ yards rushing:

261, Robbie Rouse at Nevada (11/10/12)

200+ yards rushing:

212, Ronnie Rivers vs. Arizona State (12/15/18)

100 yard rushing game by a quarterback:

142, Bill Yancy, at McNeese State (9/9/78)

100 yard rushing game by a wide receiver:

118, Jalen Cropper, at New Mexico State (9/28/19)

Back-to-back 200-yard rushing games:

Robbie Rouse, 11/6/10-11/13/10

Five+ consecutive 100-yard rushing games:

9 games, Ryan Matthews, 9/5-11/7/09

Four consecutive 100-yard rushing games:

Marteze Waller, 10/10-11/8/14

2 rushers with 100 yards:

Marteze Waller (145) & Josh Quezada (112)
vs. San Jose State (11/8/14)

90+ yard rushing play:

94, Robbie Rouse vs. Colorado (9/15/12) - TD

40+ rushing attempts:

43, Robbie Rouse at La Tech (11/6/10)

30+ rushing attempts:

36, Robbie Rouse at Nevada (11/10/12)

2 rushers with 2 TDs:

Josh Hokit (2), Ronnie Rivers (2)
vs. Colorado State (10/26/19)

5 TDs rushing:

Don Driscoll vs. Cal State-Los Angeles (10/2/54)

4 TDs rushing:

Michael Pittman at San Jose State (11/15/97)

3 TDs rushing:

Ronnie Rivers
UNLV (2), Colorado St. (2), at Hawaii (2), Utah State (3)
10/18/19 - 11/9/19

4 TDs rushing by a quarterback:

Marcus McMaryion at UCLA (9/15/18)

3 TDs rushing by a quarterback:

Trent Dilfer vs. UNLV (10/26/91)

2 TDs rushing by a quarterback:

Marcus McMaryion vs. Wyoming (10/13/18)

RECEIVING

200+ yards receiving:

264, Davante Adams at San Jose St. (11/29/13)

150+ yards receiving:

173, KeeSean Johnson vs. San Jose St. (11/24/18)

2 receivers with 100 yards receiving:

RB-Jordan Mims (126), WR-KeeSean Johnson (102)
vs. Toledo (9/29/18)

3 receivers with 100 yards receiving:

Davante Adams (246), Josh Harper (161),
Isaiah Burse (112) vs. New Mexico (11/23/13)

90+ yard pass play:

97, Isaiah Burse from Derek Carr vs. Colorado
(9/15/12) - TD

80+ yard pass play:

86, Jamire Jordan from Marcus McMaryion
vs. San Diego State (11/17/18) - TD

10+ receptions:

KeeSean Johnson (10) vs. San Diego State (11/17/18)

15+ or more receptions:

Isaiah Burse (17) vs. Utah State (12/7/13)

2 receivers with 10 or more catches:

Davante Adams (13), Isaiah Burse (10)
at San Jose St. (11/29/13)

2 receivers with 2 TDs:

Davante Adams (4), Josh Harper (3) vs. New Mexico (11/23/13)

A RB with two TDs:

Ronnie Rivers vs. Minnesota (9/7/19)

A TE with two TDs:

Chad Olsen vs. Abilene Christian (9/3/15)

3+ TDs receiving:

KeeSean Johnson (3) vs. Nevada (9/30/17)

Back-to-back games with 2+ TDs receiving:

Davante Adams
11/23/13 vs. UNM (4), 11/29/13 (3) at SJSU

Back-to-back 200-yard plus receiving games:

Davante Adams
11/23/13 vs. UNM (246), 11/29/13 at SJSU (264)

Had three consec. 100-yard plus receiving games:

Davante Adams
11/23/13 (246) - 11/29/13 (264) - 12/7/13 (168)

Five receivers with TDs:

D. Scott (2), J. Jordan (1), J. Blandin (1),
C. Olsen (1), M. Waller at Hawai'i (11/14/15)

Four receivers with TDs:

J. Jordan (1), (1), J. Rice (1), J. Mims (1),
D. Grim (1) vs. Hawai'i (10/27/18)

Three receivers with TDs:

KeeSean Johnson (2), Jordan Mims (1),
Kyle Riddering (1) vs. Toledo (9/29/18)

Caught a TD in six-straight games:

Davante Adams (9 games), 10/5/13-12/21/13

An OL caught a pass:

Adam McDowell (3 yards) at No. 8 Boise State (11/28/08)

PASSING

500+ yards passing:

519, Derek Carr at San Jose St. (11/29/13)

400+ yards passing:

404, Derek Carr vs. Utah State (12/7/13)

3+ consecutive 300+ passing games:

Derek Carr (5), 11/2/13-12/7/13

Back-to-back 500-yard plus passing games:

Derek Carr, vs. UNM (522) 11/22/13, at SJSU (519) 11/29/13

7 TDs passing:

Derek Carr vs. New Mexico (11/23/13)*

6 TDs passing:

Zack Greenlee at Hawaii (11/14/15)

5 TDs passing:

Derek Carr at Idaho (10/5/13)

4 TDs passing:

Marcus McMaryion vs. Hawai'i (10/27/18)

Three-stright games with 4+ TD passes:

Derek Carr
at Wyoming (4), vs. New Mexico (7), SJSU (6)
11/9/13-11/29/2013

Three 50+ yard TD passes in the same game:

Derek Carr 59 yards to Davante Adams, 57 yards

to Davante Adams, 59 yards to Josh Harper

vs. New Mexico (11/23/13)

Two 50+ yard TD passes in the same game:

Derek Carr 97 yards to Isaiah Burse & 60 yards

to Davante Adams vs. Colorado (9/15/12)

Two 50+ yard TD passes in the same quarter:

Derek Carr, 59 yards to Davante Adams & 59 yards
to Josh Harper vs. New Mexico (11/23/13) - 3rd Qtr.

Three Quarterbacks throw TD in same game:

B. Burrell (2), B. Connette (1), Z. Greenlee (1)
vs. Southern Utah (9/20/14)

50+ pass attempts:

59, Brian Burrell vs. Nebraska (9/13/14)

40+ pass attempts:

41, Jorge Reyna vs. Sacramento State (9/21/19)

40+ pass completions

52*, Derek Carr vs. Rutgers (8/29/13)

30+ pass completions

33, Marcus McMaryion vs. Houston (12/24/17)

DEFENSE

15+ tackles:

17, Jeff Allison at Nevada (10/6/18)

Four players with 10+ tackles:

at Air Force (10/12/19)

3+ sacks:

3.0, Tobenna Okeke at Hawai'i (11/11/17)

4.0+ TFLs:

4.0, Ejiro Ederaine at Boise St.-MWC Game (12/6/14)

3 interceptions:

Phillip Thomas vs. Colorado (9/15/12)

2 interceptions:

Wylan Free at New Mexico State (9/28/19)

Interception return for TD

Wylan Free (91 yards) vs. New Mexico State (9/28/19)

Two interception returns for TD

*Phillip Thomas (16 & 43 yards) vs. Colorado (9/15/12)

Two players with interception returns for TDs

Patrick Su'a (20) and Tristan Okpalugo (21)
at Tulsa (9/22/12)

Fumble recovery for TD:

Justin Rice (18 yards) vs. UNLV (10/18/19)

Two players with fumble recoveries for TDs:

Tyler Davison (0 yards), Travis Brown (26 yards)
at Nevada (11/10/12)

Recovered two fumbles in a game:

Ben Jacobs vs. Louisiana Tech (11/21/09)

Forced two fumbles in a game:

Justin Rice vs. Minnesota (9/7/19)

Forced three fumbles in a game:

Ben Jacobs vs. Louisiana Tech (11/29/09)

Forced & recovered a fumble on the same play:

Jasad Haynes vs. Idaho (9/1/18)

Forced one fumble & recovered one fumble in the same game:

Evan Williams vs. Nevada (11/23/19)

Scored on a safety:

Malik Forrester vs. Boise State (11/25/17)

SPECIAL TEAMS

Blocked a field goal:

Ricky McCoy at San Diego State (11/15/19)

Returned a blocked field goal for a touchdown:

Jaron Bryant (74 yards) vs. Idaho (9/1/18)

Jaron Bryant (71 yards) vs. Idaho (9/1/18)

Blocked a PAT:

Kevin Atkins vs. Sacramento State (9/21/19)

Blocked 2 PATs in a game:

Cody Wichmann vs. Cal (9/3/11)

Returned a PAT for Two Points:

Charles Washington vs. San Diego State (9/29/12)

Blocked a punt:

Mykal Walker at UNLV (11/3/18)

Returned a blocked punt for a touchdown:

T.J. Thomas (9 yards) vs. San Jose State (11/8/14)

Returned a field goal attempt for a touchdown (Kick-6):

Jamire Jordan (100 yards) vs. Hawai'i (10/27/18)

Returned a kickoff for a TD:

A.J. Jefferson (92 yards) vs. Nevada (11/7/08)

Recovered an onside kick attempt:

Michael Martens vs. Utah (9/19/15)

Returned a punt for a TD:

Isaiah Burse vs. Cal Poly (9/7/13)

Returned 2 punts for TD in same game:

Isaiah Burse (61 & 58 yards) vs. Cal Poly (9/7/13)

Made 4 FGs in a Game:

Jimmy Camacho vs. Houston (12/24/17)

Made a field goal 55+ yards

*58, Kevin Goessling at Utah State (10/25/08)

Made a field goal 50+ yards

50, Jimmy Camacho vs. San Jose State (10/7/17)

TOTAL OFFENSE/ALL-PURPOSE

500 yards total offense:

551, Derek Carr at San Jose St. (11/29/13)

400-499 yards total offense:

482, Derek Carr vs. Nevada (11/2/13)

300+ all-purpose yards:

311, Robbie Rouse at Louisiana Tech (11/6/10)

**denotes school record*

THE LAST TIME

A Bulldog Team Had... OFFENSE

90+ points: 94, vs. New Mexico (10/5/91)
80-89 points: 80, vs. Fort Ord (1942)
70-79 points: 79, vs. Idaho 9/1/18)
60-69 points: 66, vs. Incarnate Word (9/2/17)
50-59 points: 56, vs. UNLV (10/18/19)
0 points: at Colorado State (11/5/16)
0 points in 1st half: at Colorado State (11/5/16)
0 points in 2nd half: at San Diego State (11/15/19)
Did not score a Touchdown: at Colorado State (11/5/16)
Scored 3-plus TDs in 4Q: 3 - vs. UNLV (10/18/19)
400+ yards rushing: *503, vs. Hawai'i (11/12/04)
300+ yards rushing: 389, vs. Southern Utah (9/20/14)
Less than 100 yards rushing: 53, vs. Nevada (11/23/19)
Negative rushing yards: -16, vs. SMU (12/24/12)
70+ rushing attempts: *71, vs. Pacific (11/9/91)
60+ rushing attempts: 64, vs. Hawai'i (11/12/04)
Less than 10 rushing attempts: 6 vs. USC (12/21/13)
7+ rushing TDs: 7, vs. Idaho (9/1/18)
6 rushing TDs: vs. UNLV (10/18/19)
5 rushing TDs: vs. Utah State (11/9/19)
500+ yards passing: 519, at San Jose St. (11/29/13)
Less than 100 yards passing: 77, at San Diego State (10/3/15)
50+ pass attempts: 59, vs. Nebraska (9/13/14)
40+ pass completions: *52, vs. Rutgers (8/29/13)
30-39 pass completions: 33, vs. Houston (12/24/17)
Had 12+ players catch a pass: at No. 19 Oregon (9/15/07)
600+ total net yards: 613, vs. Incarnate Word (9/2/17)
500-599 total net yards: 562 vs. Hawai'i (10/27/18)
Less than 150 total net yards: 125, at Boise State (11/19/11)
Less than 100 total net yards: 89, at San Diego State (10/3/15)
Had a 200-yard rusher and 200-yard passer: at Nevada (11/10/12)
 Robbie Rouse (261 rushing) & Derek Carr (220 passing)
37+ minutes of possession: 37:46, vs. Sacramento State (9/21/19)

DEFENSE

Shutout an opponent: vs. New Mexico (10/14/17)
Shutout an opponent in the 1st half: vs. San Jose State (11/24/18)
Shutout an opponent in the 2nd half: vs. San Diego State (11/17/18)
Allowed 50+ points: 52, at Toledo (9/17/16)
Held two opponents scoreless in the same season:
 2017, New Mexico (38-0) & Incarnate Word (66-0)
Held an opponent to 0 or no yards in a quarter:
 -3 yards, 4th qtr, at Boise St.-MWC Game (12/6/14)
7+ interceptions: *7, vs. Idaho State (9/21/68)
6 interceptions: vs. Georgia Tech (12/31/02)
5 interceptions: vs. Idaho (9/1/18)
4 interceptions: at Idaho (10/5/13)
3 interceptions: vs. UNLV (10/18/19)
Interception by a defensive lineman:
 Mykal Walker vs. Toledo (9/29/18)
4 fumble recoveries: vs. New Mexico St. (11/11/06)
3 fumble recoveries: vs. Minnesota (9/7/19)
Last 10+ TFL game: at Washington (9/16/17)
8 Sacks in a game: vs. Utah State (12/7/13)
7 Sacks in a game: at Idaho (10/5/13)
6 Sacks in a game: vs. UNLV (10/16/15)
5 Sacks in a game: vs. Toledo (9/29/18)
Scored 3 Defensive Touchdowns: at Nevada (11/10/12) -
 Tyeler Davison (0-yd FR); Travis Brown (26-yd FR);
 Derron Smith (34-yd INT return)
Scored on a safety: vs. Boise State (11/25/17)

TURNOVERS

Forced 6 or more turnovers in a game:
 7 - vs. Idaho (9/1/18) - 5 INT, 2 FR
Forced 5 turnovers in a game:
 vs. UNLV (10/18/19) - 3 INT, 2 FR
Forced 4 turnovers in a game:
 at USC (8/31/19) - 2 INT, 2 FR
Committed 6 or more turnovers in a game:
 6, vs. Hawai'i (10/4/08) 3 FL, 3 INT
Committed 5 turnovers in a game:
 at Hawai'i (9/28/13) - 3 FL, 2 INT
Committed 4 turnovers in a game:
 vs. Air Force (10/28/16) - 4 INT
Did not force a turnover: vs. Utah State (11/9/19)
Did not force a turnover in back-to-back games:
 vs. Boise State and at Boise State, 11/25/17-12/2/17
Did not force a turnover in 3-straight games:
 vs. Utah St., Idaho & Nevada, 10/31-11/14, 2009
Did not commit a turnover: vs. Utah State (11/9/19)
Did not commit a turnover in back-to-back games:
 at Boise State and vs. San Diego State, 11/9/18, 11/17/18
Did not commit a turnover in 3-straight games:
 vs. Wyoming, New Mexico & Hawai'i, 10/13-10/27, 2018
Lost 4 or more fumbles: 4, vs. Idaho (11/27/10)
Lost 3 fumbles: at Hawai'i (9/28/13)

SPECIAL TEAMS

Scored 15 or more points kicking:
 15, vs. Houston (12/24/17)
Punted 10+ times: 12, at Toledo (9/17/16)
Did not punt: vs. Hawai'i (10/4/08)
Totalled 200 or more kickoff return yards:
 209, vs. San Jose State (9/26/15)
Totalled 100 or more punt return yards:
 130, vs. Cal Poly (9/7/13)
Missed a PAT: vs. Sacramento State (9/21/19)
Had a PAT Blocked: vs. San Diego State (11/17/18)
Successful two-point conversion: vs. Minnesota (9/7/19)
 - Josh Hokit rush
Had a FG Blocked: Houston (12/24/17)
Recovered an onside's kick: vs. Utah (9/19/15)

An Opposing Player Had...

30+ carries:
 40, Alexander Mattison, Boise State (10/14/16)
200+ yards rushing:
 200, Alexander Mattison, Boise State (12/1/18)
2 rushers with 100 yards:
 D'Angelo Brewer (252), James Flanders (101), Tulsa (9/24/16)
45+ pass attempts: 47, Ryan Agnew, San Diego State (11/15/19)
30+ pass completions: 33, Ryan Agnew, San Diego State (11/15/19)
400+ yards passing: 547, David Fales, San Jose St. (11/29/13)
80+ yard rushing play: 91, Dalton Sneed, UNLV (10/1/16)
80+ yard pass play:
 86, Joe Gray to Jabari Carr, San Jose State (11/8/14)
10+ receptions: 11, Siaoisi Mariner, Utah State (11/9/19)
200 yards receiving:
 150+ yards receiving: 178, W. Jackson, CSU (10/26/19)
 4+ field goals: Daniel Gutierrez (4), UNLV (10/28/17)
A 50+ yard field goal: 50, Ryan Meskell, Hawai'i (11/2/19)
Punt return for a TD: Dante Pettis (77 yards), Washington (9/16/17)
Kickoff return for a TD: Velus Jones (91 yards), USC (8/31/19)
Returned an opening kickoff for a TD:
 Wade Lockett (100 yards), CS Fullerton (11/2/85)
Fumble recovery for a TD:
 S. Tu'ikolovatu (37 yards), No. 21 Utah (9/19/15)
Interception return for a TD:
 Kyle Johnson (24 yards), at Air Force (10/12/19)
2 Interceptions: Luq Barcoo, San Diego State (11/15/19)
3 Interceptions: Dameon Baber, Nevada (11/5/15)
Blocked Punt: Avery Williams, Boise State (11/9/18)
Blocked FG: J. Winchester, Houston (12/24/17)
Returned a blocked punt for a touchdown:
 Austin Cheney, Utah State (10/22/16)
Returned a blocked FG for a touchdown:
 A. Myres, Houston (12/24/17)

An Opposing Team Had...

400+ yards rushing: 458, Air Force (10/24/15)
300+ yards rushing: 340, Air Force (10/12/19)
Less than 50 yards rushing: 12, Sacramento State (9/21/19)
Negative yards rushing: -30, Incarnate Word (9/2/17)
500+ yards passing: 547, San Jose State (11/29/13)
Less than 100 yards passing: 81, at Air Force (10/12/19)
700+ yards total offense: 701, at No. 15 USC (8/30/14)
600+ yards total offense: 617, Tulsa (9/24/16)
Less than 200 yards total offense: 125, Incarnate Word (9/2/17)
Less than 105 yards total offense: 104, Sacramento State (9/1/04)
10 or fewer first downs: 8, San Diego State (11/17/18)
60+ points: 73, at No. 14 Ole Miss (9/12/15)
50-59 points: 52, Toledo (9/17/16)
40-49 points: 41, Colorado State (10/26/19)
Attempted a two-point conversion:
 Sacramento State (9/21/19) - rush failed; rush good
Successful two-point conversion:
 Sacramento State (9/21/19) - rush by BJ Perkinson
Scored on a safety: Utah State, team safety (10/10/15)
Successfully recovered an onside's kick: at Hawai'i (11/2/19)
37+ minutes of possession: 39:29, at Air Force (10/12/19)

2019 GAME SUMMARIES

Game #1

USC 31, Fresno State 23

Aug. 31, 2019 • Los Angeles Memorial Coliseum • Los Angeles, Calif. • Attendance: 57,329

SCORE BY QUARTERS	1	2	3	4	OT	FINAL
Fresno State	3	7	3	10	-	23
USC	14	3	14	0	-	31
						Record (0-1)
						Record (1-0)

SCORING SUMMARY

			Plays	TOP	Score
USC 1st	10:34	Carr 8 yd pass from Daniels (McGrath kick)	13-81	4:26	0-7
USC 1st	07:45	Carr 14 yd run (McGrath kick)	5-47	1:39	0-14
FS 1st	03:31	SILVA 45 yd field goal	9-48	4:14	3-14
USC 2nd	12:49	McGrath 38 yd field goal	8-60	2:46	3-17
FS 2nd	07:54	GRIM 34 yd pass from REYNA (SILVA kick)	4-47	2:00	10-17
FS 3rd	08:25	SILVA 46 yd field goal	4-8	2:09	13-17
USC 3rd	08:11	Jones 100 yd kickoff return (McGrath kick)	--	--	13-24
USC 3rd	01:51	Malepeai 2 yd run (McGrath kick)	6-80	1:35	13-31
FS 4th	12:23	SILVA 28 yd field goal	8-80	2:46	16-31
FS 4th	06:53	COLEMAN 8 yd pass from REYNA (SILVA kick)	12-69	4:03	23-31

TEAM STATS

	Fresno St.	USC
First Downs	22	25
Rushing Att-Yards	40-206	36-175
Passing Cmp-Att-Yds	19-39-256	31-42-272
Total Plays-Yards	79-462	78-447
Fumbles-Lost	2-2	2-2
Penalties-Yards	6-51	4-35
Punts-Yards	5-234	3-111
Average	46.8	37.0
Net	42.2	37.0
Punt Returns (#-Yds-TD)	0-0-0	1-3-0
Kickoff Returns (#-Yds-TD)	3-74-0	5-168-1
Interceptions-Yards-TD	2-0-0	1-0-0
Fumble Ret-Yards-TD	0-0-0	0-0-0
Time of Possession	31:59	28:01
3rd Downs	5-of-16	6-of-13
4th Downs	2-of-2	0-of-1
Sacks By	1-14	3-18

INDIVIDUAL LEADERS

Rushing (att-yds-TD):	
FS - Jorge Reyna (20-88-0)	
USC - Vavae Malepeai (23-134-1)	
Passing (cmp-att-int-yds-TD):	
FS - Jorge Reyna (19-39-1-256-2)	
USC - JT Daniels (25-34-1-215-1)	
Receiving Yards (no-yds-TD):	
FS - Derrion Grim (2-86-1)	
USC - Tyler Vaughns (11-150-0)	
Defense (ST-AT-TT-TFL-Sack):	
FS - Mykal Walker (7-8-15-1.0-0.0)	
USC - John Houston (7-6-13-0.0-0.0)	
Interceptions (no-yds-TD):	
FS - Jaron Bryant (1-0-0); Justin Rice (1-0-0)	
USC - Isaiah Pola-Mao (1-0-0)	

LOS ANGELES – Trailing by 18 with less than 17 minutes to play, Fresno State pushed USC to the end, scoring twice in the final quarter before falling short, 31-23, on Saturday night at LA Memorial Coliseum.

In a homecoming for the Los Angeles area product Jorge Reyna, the senior finished with 344 total yards, throwing for 256 and two touchdowns while adding 88 yards on the ground on 20 carries in his first start as a Bulldog. Kicker Cesar Silva accounted for nine of Fresno State's points going 3-for-3 with a long of 46 yards in his first game as a Bulldog.



The defense kept Fresno State in striking distance, forcing four turnovers, and were led by four Bulldogs registering double-digit tackles in Mykal Walker (15), Chris Gaston (12), Juju Hughes (11) and Justin Rice (10).

A critical 100-yard kick off return by Trojans' Velus Jones in the third quarter proved to be arguably the back-breaker in the third quarter after Fresno State pulled within four, and was quickly extended to the 18 points the 'Dogs still nearly overcame.

Notable

- Jorge Reyna rushed for 88 yards. It was the most rushing yards by a Bulldog quarterback since the turn of the century.
- Cesar Silva, in his Fresno State debut, went 3-for-3 kicking field goals. The last time a Bulldog kicker went 100 percent with at least three attempts was Kody Kroening on Oct. 8, 2016 vs. Nevada.
- Saturday's game was the third game under Jeff Tedford that the Bulldogs surrendered more than 30 points, and it broke a nation-best streak of 25 games that dated back to Sept. 16, 2017.
- In the second quarter, Jorge Reyna tossed his first touchdown of the season and second touchdown pass of his career – a 34-yard TD to Derrion Grim – his first two career TD throws went to Grim.
- Justin Rice, once a starter at running back, recorded his first career interception in the second quarter.
- Fresno State had four players record double-digit tackles: Mykal Walker (15), Chris Gaston (12), Juju Hughes (11) and Justin Rice (10). All four either matched or set career highs. The last time four players had double-digit tackles was against Air Force on Oct. 28, 2016.
- USC tallied 163 yards in the first quarter. The Bulldogs' defense did not allow more than 152 in an opening quarter in 2018 (Hawaii).
- Reyna tossed his second TD pass of the game in the fourth quarter, an 8-yard strike to Chris Coleman for Coleman's first career touchdown.
- USC had 18 first downs in the first half, and were limited to seven in the second half.
- Fresno State forced four turnovers, the most since forcing four on Sept. 15, 2018 at UCLA.
- Fresno State forced two fumbles, the most since forcing two on Sept. 15, 2018 at UCLA.

Game #2

Minnesota 38, Fresno State 35^{2OT}

Sept. 7, 2019 • Bulldog Stadium • Fresno, Calif. • Attendance: 34,790

SCORE BY QUARTERS	1	2	3	4	OT	OT2	FINAL
Minnesota	7	7	0	14	7	3	38
Fresno State	0	10	11	7	7	0	35
							Record (2-0)
							Record (0-2)

SCORING SUMMARY

			Plays	TOP	Score
MINN 1st	08:47	Bateman 15 yd pass from Morgan (Lantz kick)	11-75	6:13	7-0
FS 2nd	10:07	SILVA 48 yd field goal	8-32	4:36	7-3
MINN 2nd	04:38	Smith 1 yd run (Lantz kick)	10-65	5:22	14-3
FS 2nd	02:02	RIVERS 25 yd pass from REYNA (SILVA kick)	6-75	2:36	14-10
FS 3rd	09:48	SILVA 30 yd field goal	13-68	5:12	14-13
FS 3rd	04:27	RICE 14 yd pass from REYNA (HOKIT rush)	5-62	2:10	14-21
MINN 4th	11:18	Ibrahim 1 yd run (Lantz kick)	15-78	8:04	21-21
FS 4th	05:58	REYNA, Jorge 2 yd run (SILVA kick)	6-38	3:14	21-28
MINN 4th	00:46	Autman-Bell 20 yd pass from Morgan (Lantz kick)	11-59	5:03	28-28
FS OT	15:00	RIVERS 5 yd pass from REYNA (SILVA kick)	6-25	0:00	28-35
MINN OT	15:00	Morgan 4 yd run (Lantz kick)	3-25	0:00	35-35
MINN OT	15:00	Lantz 37 yd field goal	4-6	0:00	38-35

TEAM STATS

	Minnesota	Fresno St.
First Downs	24	21
Rushing Att-Yards	52-146	27-57
Passing Cmp-Att-Yds	16-23-234	24-35-288
Total Plays-Yards	75-380	62-345
Fumbles-Lost	5-3	1-0
Penalties-Yards	7-65	6-45
Punts-Yards	2-92	3-132
Average	46.0	44.0
Net	46.0	44.0
Punt Returns (#-Yds-TD)	1-0-0	0-0-0
Kickoff Returns (#-Yds-TD)	3-75-0	2-29-0
Interceptions-Yards-TD	2-2-0	0-0-0
Fumble Ret-Yards-TD	0-0-0	0-0-0
Time of Possession	33:41	26:19
3rd Downs	9-of-15	3-of-10
4th Downs	1-of-1	1-of-1
Sacks By	4-26	4-22

INDIVIDUAL LEADERS

Rushing (att-yds-TD):	
FS - Ronnie Rivers (15-76-0)	
MINN - Mohamed Ibrahim (17-88-1)	
Passing (cmp-att-int-yds-TD):	
FS - Jorge Reyna (24-35-2-288-3)	
MINN - Tanner Morgan (16-23-0-234-2)	
Receiving Yards (no-yds-TD):	
FS - Derrion Grim (5-82-0)	
MINN - Rashod Bateman (7-105-1)	
Defense (ST-AT-TT-TFL-Sack):	
FS - Justin Rice (5-6-11-0-0)	
MINN - Kamal Martin (7-6-13-0-0)	
Interceptions (no-yds-TD):	
FS - None	
MINN - 2 players (1)	

FRESNO, Calif. – Fresno State battled to the bitter end with Big Ten foe Minnesota in its home opener, falling in double overtime 38-35 in front of 34,790 Saturday night at Bulldog Stadium.



Trailing by three points after holding the Gophers to a field goal in the second overtime period, the Bulldogs aired it out on the first play from scrimmage with its next possession, only to be intercepted in the end zone to silence the home crowd to drop Fresno State to 0-2 for the first time since 2014.

In his first start at home, Jorge Reyna went 24-of-35 passing, throwing for 288 yards, along with three touchdowns and two interceptions, the latter being the costly one that sealed the game for the Gophers. Junior running back Ronnie Rivers produced 124 total yards offense (76 rushing/48 receiving) and a career-high two receiving touchdowns.

The defense won the turnover battle for the second consecutive week, forcing three turnovers. Justin Rice led the Bulldogs with 11 tackles, two forced fumbles and one fumble recovery.

Fresno State had the opportunity to close the game out with 46 seconds left on the clock, up by a touchdown, but Minnesota converted a pivotal fourth-and-13 scoring the game-tying touchdown to send the contest into overtime.

Notable

- Saturday's loss snapped an eight-game home winning streak.
- Fresno State has suffered just six losses in its last 27 games. The Bulldogs have not lost by double-digits since Oct. 28, 2017 – a 10 point loss to UNLV.
- The Bulldogs played in their second overtime game in the last four contests they've played in dating back to 2018. The last overtime game Fresno State participated in was a 19-16 single overtime win to defeat Boise State in the Mountain West championship game.
- Saturday's game was the Bulldogs' seventh multi-period overtime game played in, in program history.
- Fresno State dropped to 8-11 in overtime games in program history. Fresno State's last overtime game at
- Bulldog Stadium was also a double overtime contest, a 48-41 loss to Tulsa on Sept. 24, 2016.
- Fresno State owned a 21-14 lead after the third quarter. Tedford dropped to 20-3 in games with a lead after three quarters.
- Fresno States' defense forced three turnovers, all forced fumbles. The last time Fresno State recovered three fumbles in one game was on Nov. 22, 2014 at Nevada.

2019 GAME SUMMARIES

Game #3

Fresno State 34, Sacramento State 20

Sept. 21, 2019 • Bulldog Stadium • Fresno, Calif. • Attendance: 31,034

SCORE BY QUARTERS	1	2	3	4	OT	FINAL
Sacramento State	6	6	0	8	-	20
Fresno State	7	7	0	20	-	34

Record (2-2)
Record (1-2)

SCORING SUMMARY

	Plays	TOP	Score
FS 1st 04:32 HOKIT 14 yd pass from REYNA (SILVA kick)	10-93	5:57	0-7
SAC 1st 03:31 MARTIN 47 yd pass from THOMSON (SENTKOWSKI kick blocked)	4-75	1:00	6-7
FS 2nd 03:32 RIVERS 6 yd run (SILVA kick)	5-84	2:34	6-14
SAC 2nd 00:09 PERKINSON 2 yd pass from THOMSON (JOHNSON rush failed)	5-68	1:41	12-14
FS 4th 14:56 HOKIT 2 yd run (FULLER kick failed)	7-41	2:24	12-20
SAC 4th 12:05 BAILEY 18 yd pass from THOMSON (PERKINSON rush)	7-75	2:51	20-20
FS 4th 06:41 GRIM 7 yd pass from REYNA (SILVA kick)	11-74	5:17	20-27
FS 4th 02:17 HOKIT 14 yd run (SILVA kick)	5-55	3:26	20-34

TEAM STATS

	Sac St.	Fresno St.
First Downs	14	30
Rushing Att-Yards	17-12	39-145
Passing Cmp-Att-Yds	22-41-233	28-42-326
Total Plays-Yards	58-245	81-471
Fumbles-Lost	1-1	3-2
Penalties-Yards	12-147	7-61
Punts-Yards	9-368	3-130
Average	40.9	43.3
Net	37.9	43.3
Punt Returns (#-Yds-TD)	0-0-0	3-27-0
Kickoff Returns (#-Yds-TD)	1-25-0	2-37-0
Interceptions-Yards-TD	0-0-0	0-0-0
Fumble Ret-Yards-TD	1-40-0	0-0-0
Time of Possession	22:14	37:46
3rd Downs	4-of-14	7-of-14
4th Downs	0-of-1	1-of-1
Sacks By	3-12	3-16

INDIVIDUAL LEADERS

Rushing (att-yds-TD):	
FS - Josh Hokit (12-72-2)	
SAC - Elijah Dotson (4-5-0)	
Passing (cmp-att-int-yds-TD):	
FS - Jorge Reyna (28-41-0-326-2)	
SAC - Kevin Thomson (22-41-0-233-3)	
Receiving Yards (no-yds-TD):	
FS - Zane Pope (6-72-0)	
SAC - P. Williams (4-55-0)	
Defense (ST-AT-TT-TFL-Sack):	
FS - Jaron Bryant (6-2-8-1.0-0.0)	
SAC - Allen Peryman (11-1-12-0.0-0.0)	
Interceptions (no-yds-TD):	
FS - none	
SAC - none	

FRESNO, Calif. — A pair of fourth-quarter touchdowns on Saturday night lifted Fresno State to a 34-20 win over Sacramento State at Bulldog Stadium for win No. 1 of 2019 in front of more than 30,000 fans. Senior running back Josh Hokit was key in the Bulldogs' late surge, totaling nine carries for 65 yards and a touchdown during the Bulldogs' final two possessions.



Fresno State totaled a season-high 471 yards of offense with 326 yards passing and 145 yards on the ground. Defensively, the 'Dogs held Sacramento State to 245 yards of offense with only 12 yards coming on the ground. The Bulldogs held a 30-14 advantage in first downs and were able to control the ball with nearly 38 minutes of possession on offense.

Leading the way for the Bulldogs through the air was senior quarterback Jorge Reyna who passed for a career-high 326 yards on 28-of-41 passing while throwing two touchdown passes. Hokit led the way on the ground with 12 carries for 72 yards and two rushing scores while adding three receptions for 22 yards and a touchdown. Sophomore wide receiver Zane Pope tallied career-highs in receptions (6) and receiving yards (72) while junior wideout Kerik Wheatfall went for a season-best 98 yards on three receptions.

Senior cornerback Jaron Bryant led the Bulldogs in tackles with eight, including six solo, and one tackle for loss along with one pass breakup. Junior linebacker Justin Rice added six stops, five solo, one tackle for loss and three pass breakups.

Notable

- Hokit accounted for three of the Bulldogs' five touchdowns in Saturday's game.
- Hokit had his first career game with a rushing TD (2) and a receiving TD (1).
- Hokit scored his ninth and 10th career rushing touchdowns.
- The Bulldogs improve to 12-2 at home in the Tedford era.
- The Bulldogs all-time series lead against Sacramento State increased to 4-0, following the win. But it was the first time in the series the Bulldogs allowed more than seven points in a game.
- Reyna connected with Grim, 7-yard TD, to put the 'Dogs on top 27-20 (6:41). It was Grim's second receiving score of the season and fifth career.
- Rivers registered a 6-yard TD in the second quarter, his first of the 2019 season and 16th career rushing score.
- Pope topped his career best total in receiving yards in the second quarter (5 rec., 70 yards) while also matching his career best in receptions. He finished with six receptions for 72 yards.
- Cusick placed all three of his punts inside the 10-yard line, including one on the 1-yard line.
- Against the odds — Fresno State won the turnover battle and lost games against USC and Minnesota, but lost the turnover battle to Sacramento State and won the game (2-1).
- Fresno State allowed 12 rushing yards. The Bulldogs have held an opponent under 50 yards rushing three times since 2016. They allowed 49 yards to Hawaii in 2016, -30 yards to Incarnate Word in 2017 and 12 yards to Sacramento State in 2019.
- This was the ninth time in the Tedford era an opponent was held to less than 100 yards rushing.

Game #4

Fresno State 30, New Mexico State 17

Sept. 28, 2019 • Aggie Memorial Stadium • Las Cruces, N.M. • Attendance: 8,872

SCORE BY QUARTERS	1	2	3	4	OT	FINAL
Fresno State	7	17	6	0	-	30
New Mexico State	0	3	7	7	-	17

Record (2-2)
Record (0-5)

SCORING SUMMARY

	Plays	TOP	Score
FS 1st 09:08 HOKIT 8 yd run (SILVA kick)	12-82	4:36	7-0
FS 2nd 11:28 CROPPER 79 yd run (SILVA kick)	1-79	0:12	14-0
FS 2nd 02:56 SILVA 28 yd field goal	13-59	6:09	17-0
FS 2nd 01:00 FREE 91 yd interception return (SILVA kick)	--	--	24-0
NM 2nd 00:00 Brown 42 yd field goal	7-23	1:23	24-3
NM 3rd 12:58 Huntley 2 yd run (Brown kick)	4-31	1:32	24-10
FS 3rd 06:58 SILVA 38 yd field goal	7-39	2:46	27-10
FS 3rd 04:22 SILVA 24 yd field goal	5-25	1:59	30-10
NM 4th 09:25 Nicholson 16 yd pass from Adkins (Brown kick)	9-48	2:34	30-17

TEAM STATS

	Fresno St.	NMSU
First Downs	18	17
Rushing Att-Yards	38-239	22-105
Passing Cmp-Att-Yds	20-31-147	26-47-210
Total Plays-Yards	69-386	69-315
Fumbles-Lost	1-1	1-0
Penalties-Yards	3-25	3-22
Punts-Yards	6-249	6-286
Average	41.5	47.7
Net	38.2	47.7
Punt Returns (#-Yds-TD)	1-0-0	1-0-0
Kickoff Returns (#-Yds-TD)	0-0-0	2-13-0
Interceptions-Yards-TD	3-104-1	0-0-0
Fumble Ret-Yards-TD	0-0-0	0-0-0
Time of Possession	35:31	24:29
3rd Downs	5-of-14	2-of-14
4th Downs	0-of-0	2-of-3
Sacks By	1-7	1-7

INDIVIDUAL LEADERS

Rushing (att-yds-TD):	
FS - Jalen Cropper (5-118-1)	
NMSU - Jason Huntly (9-82-1)	
Passing (cmp-att-int-yds-TD):	
FS - Jorge Reyna (20-31-0-147-0)	
NMSU - Josh Adkins (26-46-3-210-1)	
Receiving Yards (no-yds-TD):	
FS - Emoryie Edwards (8-70-0)	
NMSU - OJ Clark (8-44-0)	
Defense (ST-AT-TT-TFL-Sack):	
FS - Justin Rice (2-8-10-0.5-0.0)	
NMSU - J. Ferguson (1-13-14-0.0-0.0)	
Interceptions (no-yds-TD):	
FS - Wylan Free (2-104-1)	
NMSU - none	

LAS CRUCES, N.M. — Behind 118 yards on the ground from Jalen Cropper and a two-interception night for Wylan Free, Fresno State walked out of Aggie Memorial Stadium on Saturday with a 30-17 win over New Mexico State.



Cropper led the team in all-purpose yardage with 132 yards from scrimmage (118 rushing, 14 receiving), which included 79 on one touch with an electric touchdown run in the second quarter. Redshirt freshman Emoryie Edwards saw the first game action of his career, and led all receivers with 70 yards on eight receptions.

The 'Dogs piled up 239 yards on the ground on 38 carries. Jorge Reyna finished 20-of-31 passing for 147 yards.

Defensively, the Bulldogs (2-2, 0-0 MW) held NMSU (0-5) to 315 total yards and produced three interceptions. Two of those came from Free, who entered the game with one in his career. The sophomore recorded Fresno State's first defensive score of the season with a 91-yard touchdown return on his first pick of the night. Justin Rice grabbed the team's third INT along with leading the 'Dogs with 10 tackles.

Notable

- Wide receiver Chris Coleman switched to cornerback and started opposite of Jaron Bryant - Coleman finished with three tackles.
- Cropper's 79-yard rushing TD was his first career score and it was the 13th longest run from scrimmage in program history.
- Free's INT touchdown return was the first by a Bulldog since Tank Kelly's 70-yard TD return in the 2018 Las Vegas Bowl against Arizona State and longest since Arron Mosby's 95-yard INT TD return versus San Jose State on Nov. 24, 2018.
- Free's 88-yard INT was the fifth-longest interception return for a touchdown in program history.
- Justin Rice finished with 10 tackles - Rice has double-digit tackles in three of the first four games this season.
- Reyna kept a clean sheet for the second-straight game, not throwing an interception.
- Cropper finished as the Bulldogs' leading rusher with 118 yards on five carries (23.5 yards per rush).
- Fresno State had a season-high three interceptions. The Bulldogs entered the game with two interceptions this season.
- Fresno State was averaging 8.8 yards per rush in the first half, and 6.3 in the game.
- Fresno State matched its season-high of eight TFLs.
- For the second time this season, kicker Cesar Silva was perfect going 3-of-3 on field goals (24, 28, 38) and was also 3-of-3 PATs.

2019 GAME SUMMARIES

Game #5 / MW Game #1

Air Force 43, Fresno State 24

Oct. 12, 2019 • Falcon Stadium • USAFA, Colo. • Attendance: 22,544

SCORE BY QUARTERS	1	2	3	4	OT	FINAL	
Fresno State	14	10	0	0	-	24	Record (2-3, 0-1)
Air Force	7	15	7	14	-	43	Record (4-2, 2-1)

SCORING SUMMARY

			Plays	TOP	Score
FS 1st	11:24	GRIM 4 yd pass from REYNA (SILVA kick)	7-85	3:36	7-0
AF 1st	10:07	WATERS 53 yd pass from HAMMOND III (KOEHNKE kick)	3-75	1:17	7-7
FS 1st	03:51	EDWARDS 7 yd pass from REYNA (SILVA kick)	12-75	6:16	14-7
AF 2nd	11:48	JACKSON 2 yd run (KOEHNKE kick)	14-75	7:03	14-14
FS 2nd	09:32	RIVERS 26 yd run (SILVA kick)	6-73	2:12	21-14
AF 2nd	02:55	HAMMOND III 3 yd run (HAMMOND III rush)	12-75	6:37	21-22
FS 2nd	00:07	SILVA 47 yd field goal	5-10	2:48	24-22
AF 3rd	08:18	BIRDOW 3 yd run (KOEHNKE kick)	8-40	3:38	24-29
AF 4th	13:16	HAMMOND III 3 yd run (KOEHNKE kick)	13-79	7:33	24-36
AF 4th	12:22	JOHNSON 24 yd interception return (KOEHNKE kick)	-	-	24-43

TEAM STATS

	Fresno St.	AFA
First Downs	12	28
Rushing Att-Yards	15-59	69-340
Passing Cmp-Att-Yds	20-27-209	2-3-81
Total Plays-Yards	42-268	72-421
Fumbles-Lost	1-0	0-0
Penalties-Yards	5-19	1-5
Punts-Yards	3-126	1-51
Average	42.0	51.0
Net	35.3	51.0
Punt Returns (#-Yds-TD)	0-0-0	0-0-0
Kickoff Returns (#-Yds-TD)	3-51-0	0-0-0
Interceptions-Yards-TD	0-0-0	1-24-1
Fumble Ret-Yards-TD	0-0-0	0-0-0
Time of Possession	20:31	39:29
3rd Downs	4-of-8	5-of-10
4th Downs	0-of-0	4-of-4
Sacks By	0-0	1-10

INDIVIDUAL LEADERS

Rushing (att-yds-TD):

FS - Ronnie Rivers (9-45-1)
AFA - T. Jackson (20-117-1)

Passing (cmp-att-int-yds-TD):

FS - Jorge Reyna (20-27-1-209-2)
AFA - Hammond III (2-3-0-81-1)

Receiving Yards (no-yds-TD):

FS - Emoryie Edwards (4-73-1)
AFA - Ben Waters (1-53-1)
Defense (ST-AT-TT-TFL-Sack):
FS - Justin Rice (6-7-13-0-0-0-0)
AFA - Kyle Johnson (4-2-6-1-0-1-0)

Interceptions (no-yds-TD):

FS - none
AFA - Kyle Johnson (1-24-1)

USAFA, Colo. – The Fresno State football team led Air Force in its Mountain West conference opener 24-22 at halftime, but fell 43-24 Saturday night at Falcon Stadium as the home team scored 21 unanswered in the second half.

With 69 rushing attempts, Air Force held a 340-59 advantage on the ground to control the clock as the Falcons held the ball for more than 39 minutes. In the second half, AFA held possession for 24:25 to the Bulldogs' 5:35.



After starting the game 13-of-13 passing, and 17-of-18 at the break, Jorge Reyna finished the game 20-of-27 passing for 209 yards and two touchdowns. Emoryie Edwards led the 'Dogs with a season-high 73 yards on four receptions - all in the first half. Defensively, Wylen Free and Justin Rice led Fresno State with 13 tackles each while Mykal Walker (11) and Juju Hughes (10) both finished in double figures as well.

Notable

- Fresno State opened the first quarter with two touchdowns. It was the first time since Oct. 27, 2018 vs. Hawaii that the Bulldogs scored two TDs in the opening quarter.
- Fresno State was 3-of-3 on third downs in the first quarter; the Bulldogs would go 1-of-5 over the next three quarters.
- Jorge Reyna started the game completing his first 13 passes – his streak would end with a pass deflection in the second quarter with 10:09 remaining on the clock. Reyna finished the half 17-of-18.
- Fresno State led the time of possession battle in the first quarter – 9:52 to 5:08 – the Bulldogs' possessed the ball a total of 10:39 throughout the remainder of the game and held possession just 5:35 in the second half.
- Both teams scored on every one of their drives in the first half. The Bulldogs scored three TDs and a FG on their four drives while Air Force scored touchdowns on each of its three drives.
- Fresno State gave up a season-high 43 points. It was the first time the Bulldogs surrendered 40-plus points since allowing 48 to Washington on Sept. 16, 2017.
- The loss to Air Force was Fresno State's first double-digit loss since falling by 10 points to UNLV 26-16 on Oct. 28, 2017.
- Fresno State dropped to 20-2 under Jeff Tedford when scoring first.
- Fresno State did not force a turnover in a game for the first time since Nov. 17, 2018 against San Diego State.
- Facing Air Force, Fresno State was the last FBS team to play a conference game in the 2019 season.

Game #6 / MW Game #2

Fresno State 56, UNLV 27

Oct. 18, 2019 • Bulldog Stadium • Fresno, Calif. • Attendance: 26,256

SCORE BY QUARTERS	1	2	3	4	OT	FINAL	
UNLV	3	14	3	7	-	24	Record (2-5, 0-3)
Fresno State	7	21	7	21	-	56	Record (3-3, 1-1)

SCORING SUMMARY

			Plays	TOP	Score
UNLV 1st	11:17	GUTIERREZ 22 yd field goal	7-68	3:43	3-0
FS 1st	05:19	RIVERS 7 yd run (SILVA kick)	5-25	2:27	3-7
UNLV 2nd	13:51	GRIMES 12 yd pass from OBLAD (GUTIERREZ kick)	13-72	6:21	10-7
FS 2nd	13:19	HOKIT 1 yd run (SILVA kick)	2-83	0:26	10-14
FS 2nd	04:33	RIVERS 11 yd run (SILVA kick)	3-58	1:20	10-21
UNLV 2nd	01:44	BEAN 60 yd pass from OBLAD (GUTIERREZ kick)	5-69	2:42	17-21
FS 2nd	00:41	REYNA 3 yd run (SILVA kick)	5-75	1:03	17-28
UNLV 3rd	09:03	GUTIERREZ 22 yd field goal	10-71	4:07	20-28
FS 3rd	03:49	RICE, Justin 18 yd fumble recovery (SILVA kick)	-	-	20-35
FS 4th	12:19	RICE, Jared 12 yd pass from REYNA (SILVA kick)	3-67	1:22	20-42
FS 4th	11:50	HOKIT 1 yd run (SILVA kick)	1-1	0:05	20-49
FS 4th	09:58	HOKIT 6 yd run (SILVA kick)	3-23	1:34	20-56
UNLV 4th	05:16	GRIMES 12 yd pass from OBLAD (GUTIERREZ kick)	11-72	4:42	27-56

TEAM STATS

	UNLV	Fresno St.
First Downs	21	21
Rushing Att-Yards	40-157	36-260
Passing Cmp-Att-Yds	16-34-257	16-23-229
Total Plays-Yards	74-414	59-489
Fumbles-Lost	2-2	1-0
Penalties-Yards	7-51	5-40
Punts-Yards	3-113	2-88
Average	37.7	44.0
Net	31.3	44.0
Punt Returns (#-Yds-TD)	1-0-0	1-19-0
Kickoff Returns (#-Yds-TD)	7-162-0	4-81-0
Interceptions-Yards-TD	0-0-0	3-57-0
Fumble Ret-Yards-TD	0-0-0	1-18-1
Time of Possession	32:16	27:44
3rd Downs	3-of-13	4-of-10
4th Downs	3-of-4	0-of-1
Sacks By	0-0	0-0

INDIVIDUAL LEADERS

Rushing (att-yds-TD):

FS - Ronnie Rivers (14-51-2)
UNLV - C. Williams (25-82-0)

Passing (cmp-att-int-yds-TD):

FS - Jorge Reyna (16-23-0-229-1)
UNLV - K. Oblad (16-34-3-257-3)

Receiving Yards (no-yds-TD):

FS - Keric Wheatfall (4-86-0)
UNLV - Randal Grimes (4-45-2)

Defense (ST-AT-TT-TFL-Sack):

FS - Justin Rice (8-2-10-0-0)
UNLV - J. Flowers (6-2-8-0-1-0)

Interceptions (no-yds-TD):

FS - 3 players
UNLV - none

FRESNO, Calif. – Behind 28 points off five turnovers, Fresno State cruised past UNLV, 56-27, on Friday night at Bulldog Stadium. The 'Dogs scored 21 of those points during a nine-minute span in the second half as their lead ballooned from eight to 36 points.



True freshman Levelle Bailey produced his first two takeaways of the year, and first two of the game, picking up a fumble and grabbing an interception both in the first quarter. Bailey's interception was the first of three on the night for Fresno State. Justin Rice forced a fumble and recovered a fumble in the same game for the second time this season - the recovery was an 18-yard touchdown return which gave Fresno State a 15-point advantage late in the third quarter that began a stretch of 28-unanswered points for the 'Dogs. The junior linebacker led Fresno State in tackles for the fourth time in the last five games as he racked up 10.

The Bulldogs' ground game, which had been averaging 141.2 yards per game, totaled 260 on the night compared to UNLV's 157. Fresno State's backfield accounted for six touchdowns, the most since the 2018 season opener, with three coming from Josh Hokit, two from Ronnie Rivers and one from Jorge Reyna. The senior quarterback also threw one touchdown to go with his 229 yards through the air. Jalen Cropper led the 'Dogs in rushing for the second game this season, carrying the ball twice with one an 82-yard gain that left the Bulldogs with first-and-goal from the 1-yard line. Keric Wheatfall led the receiving corps with 86 yards on four catches.

Notable

- Fresno State improved to 9-3 all-time in home games against the Rebels.
- The 'Dogs improve to 6-2 in MW home openers with Saturday's win.
- The Bulldogs' five turnovers gained is the most since the 2018 season opener.
- Bailey became the first player to recover a fumble and record an interception in the same game since Mike Bell on Oct. 14, 2017 versus New Mexico.
- Ju. Rice forced his fourth fumble of the season, while Bailey recovered his first career fumble.
- Ronnie Rivers scored his third and fourth touchdowns of the season – it was Rivers' fifth career-multi rushing score game, and first since the 2018 Las Vegas Bowl versus Arizona State on Dec. 15, 2018.
- Jalen Cropper, who recorded a 79-yard run earlier this season – the 13th-longest run from scrimmage in school history – sprinted to an 82-yard run (tackled at the 1-yard line) and set the 10th-longest run from scrimmage in program history. It bumped his 79-yard run to the 14th longest.
- Hokit's registered his second career three-touchdown rushing performance – last time was against San Diego State in 2017.
- Ju. Rice recovered a fumble and returned it 18 yards for a touchdown. It was the first fumble recovered and returned for a touchdown by a Bulldog since Ejoro Ederaine did it against San Diego State on Oct. 26, 2013.
- Mosby recorded his second career interception. His first career INT was a 95-yard touchdown return. His second was an interception returned 16 yards to the UNLV 1-yard line.

2019 GAME SUMMARIES

Game #7 / MW Game #3

Colorado State 41, Fresno State 31

Oct. 26, 2019 • Bulldog Stadium • Fresno, Calif. • Attendance: 32,890

SCORE BY QUARTERS	1	2	3	4	OT	FINAL
Colorado State	14	7	3	17	-	41
Fresno State	7	7	14	3	-	31

Record (3-5, 2-2)
Record (3-4, 1-2)

SCORING SUMMARY

			Plays	TOP	Score
CSU 1st	14:16	McBRIDE 69 yd pass from O'BRIEN (CAMPER kick)	2-75	0:44	7-0
CSU 1st	08:21	O'BRIEN, P. 1 yd run (CAMPER kick)	7-73	2:22	14-0
FS 1st	02:08	HOKIT 1 yd run (SILVA kick)	6-80	2:12	14-7
CSU 2nd	11:59	McELROY 9 yd run (PODUSKA kick)	12-71	5:09	21-7
FS 2nd	07:23	RIVERS 7 yd run (SILVA kick)	5-37	1:41	21-14
FS 3rd	11:31	HOKIT 1 yd run (SILVA kick)	8-83	3:29	21-21
CSU 3rd	08:35	PODUSKA 39 yd field goal	8-53	2:56	24-21
FS 3rd	02:18	RIVERS 7 yd run (SILVA kick)	5-38	1:15	24-28
CSU 4th	14:21	McELROY 4 yd run (PODUSKA kick)	7-80	2:57	31-28
FS 4th	12:06	SILVA 35 yd field goal	7-62	2:15	31-31
CSU 4th	03:29	JACKSON 11 yd pass from O'BRIEN (PODUSKA kick)	2-13	0:39	38-31
CSU 4th	00:48	PODUSKA 25 yd field goal	5-17	1:17	41-31

TEAM STATS

	Colorado St.	Fresno St.
First Downs	25	17
Rushing Att-Yards	39-178	30-188
Passing Cmp-Att-Yds	23-42-322	20-37-200
Total Plays-Yards	81-500	67-388
Fumbles-Lost	0-0	1-0
Penalties-Yards	5-53	9-74
Punts-Yards	5-211	6-272
Average	42.2	45.3
Net	36.8	45.0
Punt Returns (#-Yds-TD)	1-2-0	2-27-0
Kickoff Returns (#-Yds-TD)	3-72-0	7-124-0
Interceptions-Yards-TD	2-25-0	1-0-0
Fumble Ret-Yards-TD	0-0-0	0-0-0
Time of Possession	33:25	26:35
3rd Downs	6-of-16	2-of-13
4th Downs	1-of-1	1-of-3
Sacks By	2-14	1-2

INDIVIDUAL LEADERS

Rushing (att-yds-TD):	
FS - Ronnie Rivers (14-146-2)	
CSU - M. McElroy (18-117-2)	
Passing (cmp-att-int-yds-TD):	
FS - Jorge Reyna (20-37-2-200-0)	
CSU - Kevin Thomson (23-42-1-322-2)	
Receiving Yards (no-yds-TD):	
FS - Ronnie Rivers (4-42-0)	
CSU - W. Jackson (9-178-1)	
Defense (ST-AT-TT-TFL-Sack):	
FS - Justin Rice (9-2-11-1.0-0-0)	
CSU - D. Jackson (5-5-10-2.5-1.5)	
Interceptions (no-yds-TD):	
FS - Juju Hughes (1-0-0)	
CSU - L. Stewart (2-25-0)	

FRESNO, Calif. – In a game that saw Fresno State climb back from an early deficit, Colorado State scored the final 10 points to spoil Homecoming on Saturday at Bulldog Stadium with a 41-31 win.

Colorado State's fast start came with 227 yards of offense in the first quarter as they outgained Fresno State by 112 yards in the game. In total, CSU recorded 500 yards, the most surrendered by a Bulldog team since September of 2016.



Ronnie Rivers led Fresno State with 215 all-purpose yards, rushing for a season-high 146 yards. The running back also led the 'Dogs in receiving with 42 yards on four catches. Rivers and Josh Hokit accounted for two rushing touchdowns apiece.

Justin Rice recorded double-digit tackles for the sixth time this season, posting 11 stops, nine of which were solo. Juju Hughes grabbed his second interception in as many weeks.

Notable

- Fresno State allowed 500 yards offense for the first time since allowing 617 yards total offense against Tulsa on Sept. 24, 2016.
- The Bulldogs allowed 227 yards offense in the first quarter, the most allowed by a Tedford team.
- Colorado State's second play from scrimmage was a 69-yard touchdown pass from Patrick O'Brien to Trey McBride – it was the longest play from scrimmage allowed this season.
- Fresno State drops to 1-3 against Colorado State in Mountain West games, and trail the all-time series 5-10.
- The loss was the third on homecoming in the last 10 years.
- Fresno State drops to 1-2 in Mountain West games in 2019, but continues to control its own destiny to win the West Division as four teams have two losses while San Diego State has one.
- Fresno State had a season-high nine penalties called against them for a season-high 74 yards.
- Ronnie Rivers tallied a season-high 146 rushing yards, averaging 10.4 yards per carry on 14 rushes.
- Rivers recorded his fourth career 100-yard rushing game.
- Fresno State had two individuals rush for two touchdowns in back-to-back games (Hokit/Rivers). Records show it was the first time to happen dating back to at least 2002.
- Juju Hughes recorded an interception for the second-straight game. It was his seventh career.
- Josh Hokit recorded his third multi-TD game in the last five games.
- Josh Hokit owns a team-lead eight rushing touchdowns in seven games this season. Rivers led the team with 10 rushing TDs in 2018.
- Justin Rice led the team in tackles for the fifth time in seven games.
- Rice had recorded double-digit tackles in six of seven games.
- Arron Mosby posted a 2.0 career TFLs.
- Jared Rice's streak of 21 games started consecutively ended on Saturday against the Rams.

Game #8 / MW Game #4

Fresno State 41, Hawai'i 38

Nov. 2, 2019 • Aloha Stadium • Honolulu, Hawai'i • Attendance: 22,058

SCORE BY QUARTERS	1	2	3	4	OT	FINAL
Fresno State	7	7	17	10	-	41
Hawai'i	0	24	0	14	-	38

Record (4-4, 2-2)
Record (5-4, 2-3)

SCORING SUMMARY

			Plays	TOP	Score
FS 1st	06:29	POPE 36 yd pass from CROPPER (SILVA kick)	9-90	3:47	7-0
UH 2nd	09:23	MCDONALD 6 yd run (MESKELL kick)	9-82	4:47	7-7
UH 2nd	03:35	HOLLY III 1 yd run (MESKELL kick)	11-84	4:23	7-14
UH 2nd	02:35	MESKELL 50 yd field goal	4-1	0:55	7-17
FS 2nd	01:06	CROPPER 53 yd run (SILVA kick)	4-75	1:29	14-17
UH 2nd	00:23	WARD 48 yd pass from MCDONALD (MESKELL kick)	4-69	0:37	14-24
FS 3rd	13:09	RIVERS 44 yd run (SILVA kick)	4-67	1:44	21-24
FS 3rd	04:19	SILVA 22 yd field goal	12-70	5:56	24-24
FS 3rd	01:07	RIVERS 4 yd run (SILVA kick)	6-62	2:29	31-24
FS 4th	10:06	RICE 26 yd pass from REYNA, Jorge (SILVA kick)	6-58	3:25	38-24
UH 4th	02:13	REED 3 yd run (MESKELL kick)	6-63	1:32	38-31
UH 4th	01:08	CORDEIRO, C. 10 yd run (MESKELL kick)	5-49	1:04	38-38
FS 4th	00:00	SILVA 37 yd field goal	9-55	1:08	41-38

TEAM STATS

	Fresno St.	Hawai'i
First Downs	26	25
Rushing Att-Yards	4-290	31-209
Passing Cmp-Att-Yds	18-28-224	26-51-346
Total Plays-Yards	68-514	82-555
Fumbles-Lost	2-2	0-0
Penalties-Yards	5-45	13-135
Punts-Yards	3-131	3-105
Average	43.7	35.0
Net	40.0	35.0
Punt Returns (#-Yds-TD)	0-0-0	1-11-0
Kickoff Returns (#-Yds-TD)	3-55-0	5-116-0
Interceptions-Yards-TD	1-0-0	0-0-0
Fumble Ret-Yards-TD	0-0-0	0-0-0
Time of Possession	27:34	32:26
3rd Downs	6-of-12	10-of-17
4th Downs	1-of-1	0-of-3
Sacks By	1-8	0-0

INDIVIDUAL LEADERS

Rushing (att-yds-TD):	
FS - Ronnie Rivers (19-103-2)	
HU - Cole McDonald (21-42-1-275-1)	
Passing (cmp-att-int-yds-TD):	
FS - Jorge Reyna (17-27-0-188-1)	
HU - Cole McDonald (21-42-1-275-1)	
Receiving Yards (no-yds-TD):	
FS - Jalen Cropper (3-62-0)	
HU - Cedric BBYrd II (8-97-0)	
Defense (ST-AT-TT-TFL-Sack):	
FS - Juju Hughes (7-3-10-0-0)	
HU - Darius Mausau (8-1-9-0-0)	
Interceptions (no-yds-TD):	
FS - Evan Williams (1-0-0)	
HU - None.	

HONOLULU – In a game that had multiple momentum swings with both teams leading by double digits, Fresno State walked out of Aloha Stadium on Saturday evening on the leg of Cesar Silva as the Bulldog junior hit a 37-yard field goal as time expired to give the 'Dogs a 41-38 win. It was the Bulldogs sixth-straight victory over the Rainbow Warriors on their home field.



With 1:08 left in the game after Hawai'i knotted the game, 38-38, senior quarterback Jorge Reyna led the offense to the 20-yard line to set Silva up for the attempt. Reyna would finish the game with 284 yards of offense with 188 coming through the air and a career-high 96 on the ground. Ronnie Rivers recorded his second-straight 100-yard rushing game, finishing with 103 yards and two touchdowns on 19 carries. Jalen Cropper, who was a spark throughout the night, totaled 159 yards of offense (36, passing, 61 rushing, 62 receiving) and threw a touchdown.

Juju Hughes registered a game-high 10 tackles and two pass breakups on the defensive side of the ball. Evan Williams produced Fresno State's lone takeaway, grabbing his first-career interception.

Notable

- Fresno State now owns a six-game win streak on the Island (2009, '11, '13, '15, '17, '19).
- Fresno State held Hawai'i scoreless in the first quarter. It was the second time the Bulldogs held their opponent scoreless in the opening quarter this season. It was the first time the Rainbow Warriors were held from scoring in the first quarter since traveling to Washington earlier this season.
- Fresno State allowed 24 points in the second quarter; it was the most points allowed in a single quarter this season. It was the most allowed in a single quarter since traveling to Washington on Sept. 16, 2017 (27).
- Fresno State manufactured a season-high 514 yards offense; the last time the Bulldogs surpassed 500 yards offense in a game was the last time they faced Hawai'i, at Bulldog Stadium in 2018.
- Fresno State improved to 22-3 under Tedford when holding a lead entering the fourth quarter.
- Fresno State held Hawai'i to 0-of-3 on fourth down conversion attempts. Hawai'i entered the game leading the Mountain West in the category having gone 14-of-20 entering the game.
- True freshman Evan Williams, in his first career start, led the team at halftime with seven tackles and finished with nine; he entered the game with two tackles in the previous seven games this season.
- True freshman Jalen Cropper recorded his second rushing touchdown of the season on a 53-yard scamper. Cropper has been a part of the three longest rushes for Fresno State this season (82, 79, 53).
- Ronnie Rivers has posted back-to-back 100-yard rushing games for the first time in his career. He rushed for 146 against Colorado State and 104 against Hawai'i.
- Rivers has rushed for two TDs in a game in three straight contests. He is the first Bulldog to accomplish that feat since Ryan Mathews did it during the 2009 season.
- Jorge Reyna rushed for a career-high 96 yards, surpassing his previous high of 88 in the season opener at USC.
- Jared Rice recorded his third touchdown of the season, a 26-yard reception from Reyna. It places him tied for second in career touchdown catches by a tight end in program history (Bear Pascoe-10, Jared Rice-10, Marty Thompson-11).
- Cesar Silva hit a game-winner as time expired, a 37-yarder. The last time Fresno State hit a game-winning kick was versus Louisiana Tech on Nov. 21, 2009.

2019 GAME SUMMARIES

Game #9 / MW Game #5

Utah State 37, Fresno State 35

Nov. 9, 2019 • Bulldog Stadium • Fresno, Calif. • Attendance: 32,037

SCORE BY QUARTERS	1	2	3	4	OT	FINAL
Utah State	7	14	10	6	-	37
Fresno State	7	7	14	7	-	35

Record (5-4, 4-1)
Record (4-5, 2-3)

SCORING SUMMARY

				Plays	TOP	Score
FS 1st	08:23	RIVERS 10 yd run (SILVA kick)	12-82	6:37	0-7	
USU 1st	05:07	BRIGHT 21 yd run (EBERLE kick)	7-71	3:07	7-7	
FS 2nd	11:21	RIVERS 2 yd run (SILVA kick)	10-67	5:42	7-14	
USU 2nd	07:59	MARINER 15 yd pass from LOVE (EBERLE kick)	8-76	3:16	14-14	
USU 2nd	00:39	MARINER 6 yd pass from LOVE (EBERLE kick)	9-86	1:51	21-14	
USU 3rd	11:01	WARREN 8 yd run (EBERLE kick)	8-60	3:51	28-14	
FS 3rd	07:56	HOKIT 1 yd run (SILVA kick)	7-83	3:00	28-21	
USU 3rd	05:16	EBERLE 25 yd field goal	7-79	2:31	31-21	
FS 3rd	03:04	RIVERS 6 yd run (SILVA kick)	5-75	2:12	31-28	
FS 4th	14:11	CROPPER 10 yd run (SILVA kick)	4-43	2:21	31-35	
USU 4th	12:31	EBERLE 39 yd field goal	9-54	1:40	34-35	
USU 4th	00:00	EBERLE 30 yd field goal	8-41	3:05	37-35	

TEAM STATS

	Fresno St.	Utah St.
First Downs	16	26
Rushing Att-Yards	36-156	34-137
Passing Cmp-Att-Yds	16-20-263	30-39-388
Total Plays-Yards	56-419	73-525
Fumbles-Lost	0-0	1-0
Penalties-Yards	11-108	8-53
Punts-Yards	4-189	2-86
Average	47.2	43.0
Net	45.2	37.0
Punt Returns (#-Yds-TD)	1-12-0	1-8-0
Kickoff Returns (#-Yds-TD)	5-91-0	5-91-0
Interceptions-Yards-TD	0-0-0	0-0-0
Fumble Ret-Yards-TD	0-0-0	0-0-0
Time of Possession	31:38	28:22
3rd Downs	7-of-11	6-of-12
4th Downs	0-of-0	1-of-2
Sacks By	1-5	1-4

INDIVIDUAL LEADERS

Rushing (att-yds-TD):

FS - Ronnie Rivers (17-102-3)
USU - Gerold Bright (14-79-1)

Passing (cmp-att-int-yds-TD):

FS - Jorge Reyna (16-20-0-263-0)
USU - Jordan Love (30-39-0-388-2)

Receiving Yards (no-yds-TD):

FS - Jalen Cropper (3-87-0)
USU - Siaosi Mariner (11-103-2)

Defense (ST-AT-TT-TFL-Sack):

FS - Evan Williams (8-1-9-0-0)
USU - Troy Lefeged Jr. (5-2-7-0-0)

Interceptions (no-yds-TD):

FS - none
USU - none

FRESNO, Calif. – For the second consecutive week, Fresno State would see a game-ending field goal decide the game. This week, though, the Bulldogs were on the opposite end as Utah State's Dominik Eberle connected on a 30-yard attempt to give the Aggies a 37-35 win on Saturday night at Bulldog Stadium.

Fresno State allowed 525 yards of offense, including 388 yards through the air, compared to its own 419 yards. Ronnie Rivers racked up 102 yards on the ground for the Bulldogs and found the end zone three times, his fourth-straight game with at least two rushing touchdowns. Jorge Reyna threw for 263 yards on 16-of-20 passing. In his second-straight start, Evan Williams led the Bulldogs' with nine tackles, which matched his season-high from last week at Hawai'i.



Notable

- Fresno State remains the leader of the all-time series 17-13-1 versus Utah State, despite the loss.
- In four meetings since Fresno State and Utah State began sharing conference affiliation in the Mountain West in 2013, Fresno State drops to 1-3 in games against the Aggies. The Bulldogs won the inaugural MW Championship game in 2013 and have dropped their last three meetings.
- Fresno State, who entered the game having started 39 different players ranking as the eighth-most in the FBS, saw two more join the list on Saturday as Tyrone Sampson Jr. and Leveel Tatum III earned their first career starts.
- With 18 turnovers gained through eight games, the Bulldogs rank tied for 5th in the FBS in turnovers gained per game with 2.25, and failed to produce a turnover on Saturday against Utah State.
- For the second-straight game, Fresno State took its opening drive and scored a touchdown.
- Utah State's first touchdown, a 21-yard rush, was the first explosive rush allowed for a score this season. The Bulldogs allowed a season-high seven explosive play to Utah State.
- Fresno State was 6-of-8 on third-down conversions in the first half and 1-of-3 on third downs in the second half while USU was 4-of-5 on third downs in the first half and 2-of-7 on third downs in the second half.
- Fresno State had a season-high 11 penalties for 108 yards.
- Fresno State trailed by 14 points at the 11:01 mark of the third quarter, and overtook the lead 35-31 with 14:11 left in the game. The last time Fresno State came back from a 14-point deficit in the second half and won was on Oct. 16, 2015.

Game #10 / MW Game #6

San Diego State 17, Fresno State 7

Nov. 15, 2019 • SDCCU Stadium • San Diego, Calif. • Attendance: 26,876

SCORE BY QUARTERS	1	2	3	4	OT	FINAL
Fresno State	7	0	0	0	-	7
San Diego State	7	3	0	7	-	17

Record (4-6, 2-4)
Record (8-2, 5-2)

SCORING SUMMARY

				Plays	TOP	Score
FS 1st	07:05	RIVERS 3 yd run (SILVA kick)	5-71	2:25	7-0	
SD 1st	02:39	JASMIN 2 yd run (ARAIZA kick)	2-22	0:41	7-7	
SD 2nd	09:57	ARAIZA 22 yd field goal	8-45	3:25	7-10	
SD 4th	13:14	JASMIN 2 yd pass from AGNEW (ARAIZA kick)	10-72	4:45	7-17	

TEAM STATS

	Fresno St.	SDSU
First Downs	13	24
Rushing Att-Yards	27-70	37-102
Passing Cmp-Att-Yds	14-26-136	33-47-323
Total Plays-Yards	53-206	84-425
Fumbles-Lost	2-0	1-1
Penalties-Yards	7-55	5-50
Punts-Yards	5-213	3-170
Average	42.6	56.7
Net	42.6	43.3
Punt Returns (#-Yds-TD)	0-0-0	2-0-0
Kickoff Returns (#-Yds-TD)	2-42-0	2-26-0
Interceptions-Yards-TD	1-4-0	3-0-0
Fumble Ret-Yards-TD	0-0-0	0-0-0
Time of Possession	23:55	36:05
3rd Downs	3-of-12	9-of-17
4th Downs	0-of-1	0-of-2
Sacks By	1-7	2-15

INDIVIDUAL LEADERS

Rushing (att-yds-TD):

FS - Ronnie Rivers (15-47-0)
SDSU - Chance Bell (14-52-0)

Passing (cmp-att-int-yds-TD):

FS - Jorge Reyna (14-26-3-136-0)
SDSU - Ryan Agnew (33-47-1-323-1)

Receiving Yards (no-yds-TD):

FS - Jared Rice (4-34-0)
SDSU - Jesse Matthews (8-119-0)

Defense (ST-AT-TT-TFL-Sack):

FS - Justin Rice (8-3-11-2-0-0)
SDSU - Dwayne Johnson (5-3-8-0-0)

Interceptions (no-yds-TD):

FS - Chris Gaston (1-4-0)
SDSU - Luq Barcoo (2-0-0)

SAN DIEGO – Held to a season-low 206 yards of offense, Fresno State fell 17-7 to San Diego State on Friday night at SDCCU Stadium.

Fresno State managed 13 first downs and was held to 3-of-12 on third downs against the Mountain West's top defensive unit. The home team used an uncharacteristic offensive assault of 323 yards passing in addition to 102 in the ground game as they outgained the Bulldogs by 219 yards.

Jorge Reyna was held to 136 yards on 14-of-26 passing, and was intercepted a season-high three times. Ronnie Rivers led the 'Dogs on the ground with 47 yards on 15 carries. Arron Mosby and Justin Rice registered a game-high 11 tackles apiece.



Notable

- Fresno State's 206 yards total offense was the lowest under Jeff Tedford, and the lowest since facing Utah State at home on Oct. 10, 2015.
- Scoring 30-plus points in four-straight games, Fresno State's streak came to a halt. Its seven points was the lowest since being shut out by Colorado State on Nov. 5, 2016.
- Fresno State committed three turnovers. The Bulldogs had not surrendered three turnovers in a game since its season-opener on Aug. 31 at USC.
- The Bulldogs forced San Diego State into multiple turnovers (2) for the first time this season.
- The Bulldogs forced San Diego State to fumble for the first time this season.
- Fresno State held San Diego State to 0-of-2 on fourth downs. Over the last three games, opponents are 1-of-7.
- Starting 41 different players this season, Fresno State entered the game tied for seventh in the FBS in that category. The number rose on Friday to 43 as tight end Jared Torres and defensive end Kwami Jones saw their first starts this season.
- Ronnie Rivers extended his scoring streak to six-straight games.
- Jorge Reyna tossed his first interception since Oct. 26 in the first quarter. He had 56-straight attempts until being intercepted on Friday.
- Chris Gaston recorded his first career interception in the first quarter.
- Arron Mosby had a career-high 11 tackles.
- The winner of the annual Fresno State-San Diego State game has gone on to represent the West Division in the Mountain West Championship game since the inception of the title game in 2013. No other team in the West Division has participated in the MW title game.

2019 GAME SUMMARIES

Game #11 / MW Game #7

Nevada 35, Fresno State 28

Nov. 23, 2019 • Bulldog Stadium • Fresno, Calif. • Attendance: 32,303

SCORE BY QUARTERS	1	2	3	4	OT	FINAL	
Nevada	14	0	14	7	-	35	Record (7-4, 4-3)
Fresno State	7	14	7	0	-	28	Record (4-7, 2-5)

SCORING SUMMARY

	Plays	TOP	Score
NEV 1st 11:58 COOKS 29 yd pass from STRONG (TALTON kick)	7-75	3:02	7-0
NEV 1st 02:14 DOUBBS 1 yd pass from STRONG (TALTON kick)	9-63	4:11	14-0
FS 1st 00:41 RIVERS 34 yd pass from REYNA (SILVA kick)	4-75	1:33	14-7
FS 2nd 07:27 WHEATFALL 17 yd pass from WOOLDRIDGE (SILVA kick)	10-56	4:33	14-14
FS 2nd 05:16 EDWARDS 12 yd pass from REYNA (SILVA kick)	5-25	2:03	14-21
FS 3rd 10:20 GRIM 3 yd pass from REYNA (SILVA kick)	9-75	4:40	14-28
NEV 3rd 07:27 DOUBBS 5 yd pass from STRONG (TALTON kick)	7-75	2:47	21-28
NEV 3rd 01:49 LEE 25 yd run (TALTON kick)	3-34	1:22	28-28
NEV 4th 00:12 TAUUA 3 yd run (TALTON kick)	4-25	1:20	35-28

TEAM STATS

	Fresno St.	Nevada
First Downs	18	18
Rushing Att-Yards	25-53	34-254
Passing Cmp-Att-Yds	28-38-1	20-31-0
Total Plays-Yards	63-331	65-408
Fumbles-Lost	0-0	2-2
Penalties-Yards	8-96	7-50
Punts-Yards	4-180	3-111
Average	45.0	37.0
Net	38.2	37.0
Punt Returns (#-Yds-TD)	0-0-0	2-27-0
Kickoff Returns (#-Yds-TD)	2-39-0	4-89-0
Interceptions-Yards-TD	0-0-0	1-0-0
Fumble Ret-Yards-TD	0-0-0	0-0-0
Time of Possession	28:31	31:29
3rd Downs	8-of-14	7-of-15
4th Downs	0-of-1	3-of-3
Sacks By	2-7	4-35

INDIVIDUAL LEADERS

Rushing (att-yds-TD):

FS - Josh Hokit (7-32-0)

NEV - Toa Taua (20-135-1)

Passing (cmp-att-int-yds-TD):

FS - Jorge Reyna (27-37-1-261-3)

NEV - Carson Strong (20-31-0-154-3)

Receiving Yards (no-yds-TD):

FS - Ronnie Rivers (7-88-1)

NEV - Elijah Cooks (5-60-1)

Defense (ST-AT-TF-TFL-Sack):

FS - Justin Rice (6-6-12-0-5-0)

NEV - Tyson Williams (8-1-9-0-0)

Interceptions (no-yds-TD):

FS - none

NEV - Lawson Hall (1-0-0)

FRESNO, Calif. – In a game that featured three multi-score runs, Nevada's Toa Taua scored with 12 seconds remaining in the game capping a streak of 21 straight points to give the Wolf Pack a 35-28 win on Saturday night at Bulldog Stadium.

Nevada scored the game's first 14 points, Fresno State followed with 28-straight points of its own, taking a 28-14 lead with 10:20 remaining in the third quarter. That would be the Bulldogs' final points before Nevada mounted its comeback.

The Wolf Pack outgained the Bulldogs 408-331 in total yards. Nevada did most of its damage on the ground, running for 254 yards on 34 carries while the Bulldogs totaled just 53 rushing yards on 25 carries.

The Bulldogs did their damage in the air as Jorge Reyna finished the game 27-of-37 passing for 261 yards and three touchdowns. Ronnie Rivers led all receivers with seven receptions for 88 yards and a score. Justin Rice paced the defense with 12 stops while Mykal Walker added 11 and forced a fumble. Along with nine tackles, eight solo, Evan Williams had a hand in both of the Bulldogs takeaways, recovering a fumble and forcing a fumble.

Notable

- Fresno State was eliminated from bowl eligibility for the first time since 2016. The Bulldogs went to six bowl games from 2010-19.
- Fresno State entered the game having started seven true freshmen, which ranked tied for the third-most in all of the FBS this year. Freshman wide receiver Josh Kelly made his first start, marking the eighth Bulldog freshman to start in 2019.
- For the first time since 1999, the team that lost the turnover battle won the game between Fresno State and Nevada.
- For the eighth time in 39 full seasons of football at Bulldog Stadium, Fresno State finished the season below .500.
- Fresno State was held under 100 yards rushing for the second consecutive game. It was the fourth time this season the Bulldogs were held under 100 yards rushing (0-4).
- Reyna was 16-of-19 for 153 yards and two touchdowns in the first half; he finished the game 27-of-37 for 261 yards and three touchdowns.
- Rivers recorded a 34-yard touchdown reception. It matched his career-high for a long reception set last season versus Wyoming. It was his third receiving touchdown of the season and seventh career.
- Rivers has found the endzone in seven-straight games, which is every Mountain West contest this season.
- Wooldridge, appearing in the absence of Reyna being injured, tossed a touchdown pass on his first career attempt – a 17-yard pass to Wheatfall – Wheatfall's first career touchdown score. It was the only snap in the game Reyna missed.
- Wooldridge and Reyna share the same story. Both quarterbacks, on their first career pass attempts, tossed a touchdown pass. Reyna threw a 33-yard touchdown to Grim in the 2018 season opener against Idaho.
- Ja. Rice became the all-time leader in program history in receiving yards for a tight end, surpassing Bear Pascoe. Rice is up to 1,317 yards. Pascoe's record was 1,294.
- Ju. Rice recorded double-digit tackles for the eighth time in 11 games this season.



Game #12 / MW Game #8

San Jose State 17, Fresno State 16

Nov. 30, 2019 • CEFCU Stadium • San Jose, Calif. • Attendance: 12,835

SCORE BY QUARTERS	1	2	3	4	OT	FINAL	
Fresno State	14	2	0	0	-	16	Record (4-8, 2-6)
San Jose State	3	0	7	7	-	17	Record (5-7, 2-6)

SCORING SUMMARY

	Plays	TOP	Score
FS 1st 07:49 RICE, Jared 38 yd pass from REYNA, Jorge (SILVA, Cesar kick)	9-98	3:43	7-0
FS 1st 05:08 RIVERS, Ronnie 5 yd run (SILVA, Cesar kick)	4-61	0:58	14-0
SJSU 1st 01:13 MERCURIO, Matt 22 yd field goal	9-70	3:55	14-3
FS 2nd 05:27 RICE, Justin safety			16-3
SJSU 3rd 09:43 LOVE, Josh 2 yd run (MERCURIO, Matt kick)	7-87	2:41	16-10
SJSU 4th 02:11 PACKER, DeJon 10 yd run (MERCURIO, Matt kick)	7-83	2:53	16-17

TEAM STATS

	Fresno St.	San Jose St.
First Downs	18	15
Rushing Att-Yards	41-188	34-112
Passing Cmp-Att-Yds	18-27-164	23-34-290
Total Plays-Yards	68-352	68-402
Fumbles-Lost	2-0	1-0
Penalties-Yards	3-15	6-55
Punts-Yards	8-265	6-227
Average	33.1	37.8
Net	30.6	32.0
Punt Returns (#-Yds-TD)	1-35-0	1-0-0
Kickoff Returns (#-Yds-TD)	0-0-0	0-0-0
Interceptions-Yards-TD	0-0-0	1-0-0
Fumble Ret-Yards-TD	0-0-0	0-0-0
Time of Possession	30:22	29:38
3rd Downs	1-of-12	5-of-15
4th Downs	0-of-2	0-of-2
Sacks By	4-33	2-17

INDIVIDUAL LEADERS

Rushing (att-yds-TD):

FS - Ronnie Rivers (29-177-1)

SJSU - DeJon Packer (17-93-1)

Passing (cmp-att-int-yds-TD):

FS - Jorge Reyna (15-22-1-151-1)

SJSU - Josh Love (23-34-0-290-0)

Receiving Yards (no-yds-TD):

FS - Ronnie Rivers (8-63-0)

SJSU - Tre Walker (8-132-0)

Defense (ST-AT-TF-TFL-Sack):

FS - Juju Hughes (7-2-9-1-0-0)

SJSU - Tysyn Parker (4-8-12-0-0)


Interceptions (no-yds-TD):

FS - none

SJSU - Jay Lenard (1-0-0)

SAN JOSE, Calif. – The 2019 Fresno State football season came to an end on Saturday night as the Bulldogs fell 17-16 to San Jose State in the battle for the Valley Trophy at CEFCU Stadium. The Spartans scored the final 14 points of the game, including the go-ahead touchdown with 2:11 remaining.

Ronnie Rivers totaled 275 all-purpose yards, the sixth-most in a single game in Fresno State history and 11 shy of his career-best 286, set in the 2018 Las Vegas Bowl - which stands as the fourth-best mark by a Bulldog. The junior rushed for a season-high 177 yards on a career-high 29 carries, while also contributing a career-high eight receptions for 63 yards, and totaled 35 punt return yards. Jorge Reyna threw for 151 yards and a touchdown on 15-of-22 passing in his last game as a Bulldog. Fellow senior Juju Hughes had a team-high nine tackles, seven solo, on the night.



Notable

- Despite the loss, Fresno State has won 19 of the last 25 meetings against San Jose State. The Spartans have the edge in Mountain West games, 4-3.
- In 2019, Fresno State dropped three of its games by less than three points, five games of its games by less than eight points and seven of its games by less than 10 points. One point was the difference in the point differential for the season - Fresno State 360, Opponents 361.
- The Bulldogs finished the season using 10 different starting combinations on the offensive line during the 12 game season.
- Ja. Rice broke Bear Pascoe's career receptions record, by a tight end, finishing with four receptions in the game and 113 career catches. Last week he surpassed Pascoe's mark in receiving yards.
- Rivers joined the 2,000-yard club in the first quarter. He entered the game needing 55 yards – he surpassed the mark on a 55-yard gallop, and totaled 86 yards alone in the opening quarter. He finished the game with a season-high 177 yards.
- Rivers set the mark for the sixth-most all-purpose yards in a single game in program history with 275 yards (177 rushing, 63 receiving, 35 punt return). Rivers now owns the fourth and sixth-best marks having posted 286 yards in the Las Vegas Bowl last season.
- Fresno State totaled 187 yards in the first quarter. It was the second-most of any quarter by the Bulldogs this season. It was the most in the first quarter, and second to a 252-yard outburst in the second quarter in the Bulldogs' game against UNLV.
- Ju. Rice registered a safety, a quarterback sack. It was the first safety recorded by a Bulldog since Malik Forrester did so on Nov. 25, 2017 at home versus Boise State.
- Fresno State was held scoreless for 11 straight drives after scoring on its first two drives of the game.

Individual Career History

ABBS, Nick

PARTICIPATION	g	
2018	14	No other statistics
2019	3	No other statistics
TOTAL	17	No other statistics

AKINGBULU, Alex

PARTICIPATION	g	
2019	7	No other statistics
TOTAL	7	No other statistics

ATKINS, Kevin

TACKLES	g	ua	a	total	tfl	pd	ff	fr	blk	qbh
2016	0	0	0	0	0.0-0	0	0	0	0	0
2017	14	7	12	19	2.0-6	0	0	0	0	0
2018	14	12	16	28	4.5-17	0	0	0	0	1
2019	12	17	14	31	7.0-35	1	1	0	1	1
TOTAL	40	36	42	78	13.5-58	1	1	0	1	2

SACKS	g	ua	a	total	yards
2016	0	0	0	0.0	0
2017	14	0	0	0.0	0
2018	14	1	0	1.0	9
2019	12	5	0	5.0	33
TOTAL	40	6	0	6.0	42

BAILEY, Levelle

INTERCEPTIONS	g	no.	yards	td	long	avg/r	avg/g
2019	12	1	9	0	9	9.0	0.8
TOTAL	12	1	9	0	9	9.0	0.8

ALL PURPOSE	g	rush	rcv	pr	kr	ir	total	avg/g
2019	12	0	0	0	0	9	9	0.8
TOTAL	12	0	0	0	0	9	9	0.8

TACKLES	g	ua	a	total	tfl	pd	ff	fr	blk	qbh
2019	12	13	17	30	6.0-19	3	0	1	0	0
TOTAL	12	13	17	30	6.0-19	3	0	1	0	0

SACKS	g	ua	a	total	yards
2019	12	1	0	1.0	5
TOTAL	12	1	0	1.0	5

BIEN-AIME, M.

PARTICIPATION	g	
2018	1	No other statistics
2019	0	No other statistics
TOTAL	1	No other statistics

Individual Career History

BROOKS, Erik

RECEIVING	g	rec	yards	td	long	rec/g	avg/c	avg/g
2018	0	0	0	0	0	0.0	0.0	0.0
2019	6	1	7	0	7	0.2	7.0	1.2
TOTAL	6	1	7	0	7	0.2	7.0	1.2

ALL PURPOSE	g	rush	rcv	pr	kr	ir	total	avg/g
2018	0	0	0	0	0	0	0	0.0
2019	6	0	7	0	0	0	7	1.2
TOTAL	6	0	7	0	0	0	7	1.2

BULL, Dontae

PARTICIPATION	g	
2017	0	No other statistics
2018	7	No other statistics
2019	10	No other statistics
TOTAL	17	No other statistics

CAGE, Richard

TACKLES	g	ua	a	total	tfl	pd	ff	fr	blk	qbh
2017	5	0	1	1	0.0-0	0	0	0	0	0
2018	1	0	0	0	0.0-0	0	0	0	0	0
2019	4	0	0	0	0.0-0	0	0	0	0	0
TOTAL	10	0	1	1	0.0-0	0	0	0	0	0

CARSON, Elijah

PARTICIPATION	g	
2019	1	No other statistics
TOTAL	1	No other statistics

Individual Career History

COLEMAN, Chris

RUSHING	g	att	yards	td	long	avg/c	avg/g
2017	0	0	0	0	0	0.0	0.0
2018	9	2	0	0	3	0.0	0.0
2019	11	0	0	0	0	0.0	0.0
TOTAL	20	2	0	0	3	0.0	0.0

TOTAL OFFENSE	g	rush	pass	total	avg/g
2017	0	0	0	0	0.0
2018	9	0	0	0	0.0
2019	11	0	0	0	0.0
TOTAL	20	0	0	0	0.0

RECEIVING	g	rec	yards	td	long	rec/g	avg/c	avg/g
2017	0	0	0	0	0	0.0	0.0	0.0
2018	9	4	40	0	13	0.4	10.0	4.4
2019	11	9	158	1	36	0.8	17.6	14.4
TOTAL	20	13	198	1	36	0.6	15.2	9.9

SCORING	g	td	rush	rcv	ret	pat	2pat	fg	total	avg/g
2017	0	0	0	0	0	0	0	0	0	0.0
2018	9	0	0	0	0	0	0	0	0	0.0
2019	11	1	0	1	0	0	0	0	6	0.5
TOTAL	20	1	0	1	0	0	0	0	6	0.3

KICK RETURNS	g	no.	yards	td	long	avg/r	avg/g
2017	0	0	0	0	0	0.0	0.0
2018	9	0	0	0	0	0.0	0.0
2019	11	4	69	0	19	17.2	6.3
TOTAL	20	4	69	0	19	17.2	3.5

ALL PURPOSE	g	rush	rcv	pr	kr	ir	total	avg/g
2017	0	0	0	0	0	0	0	0.0
2018	9	0	40	0	0	0	40	4.4
2019	11	0	158	0	69	0	227	20.6
TOTAL	20	0	198	0	69	0	267	13.4

TACKLES	g	ua	a	total	tfl	pd	ff	fr	blk	qbh
2017	0	0	0	0	0.0-0	0	0	0	0	0
2018	9	0	0	0	0.0-0	0	0	0	0	0
2019	11	11	0	11	0.0-0	1	0	0	0	0
TOTAL	20	11	0	11	0.0-0	1	0	0	0	0

COMSTOCK, Steven

TACKLES	g	ua	a	total	tfl	pd	ff	fr	blk	qbh
2018	0	0	0	0	0.0-0	0	0	0	0	0
2019	3	1	0	1	0.0-0	0	0	0	0	0
TOTAL	3	1	0	1	0.0-0	0	0	0	0	0

Individual Career History

CROPPER, Jalen

RUSHING	g	att	yards	td	long	avg/c	avg/g
2019	10	20	343	3	82	17.1	34.3
TOTAL	10	20	343	3	82	17.1	34.3

PASSING	g	cmp-att-int	yards	td	long	pct	avg/p	avg/g	effic
2019	10	1-1-0	36	1	36	100.0	36.0	3.6	732.4
TOTAL	10	1-1-0	36	1	36	100.0	36.0	3.6	732.4

TOTAL OFFENSE	g	rush	pass	total	avg/g
2019	10	343	36	379	37.9
TOTAL	10	343	36	379	37.9

RECEIVING	g	rec	yards	td	long	rec/g	avg/c	avg/g
2019	10	15	196	0	48	1.5	13.1	19.6
TOTAL	10	15	196	0	48	1.5	13.1	19.6

SCORING	g	td	rush	rcv	ret	pat	2pat	fg	total	avg/g
2019	10	3	3	0	0	0	0	0	18	1.8
TOTAL	10	3	3	0	0	0	0	0	18	1.8

KICK RETURNS	g	no.	yards	td	long	avg/r	avg/g
2019	10	5	113	0	32	22.6	11.3
TOTAL	10	5	113	0	32	22.6	11.3

ALL PURPOSE	g	rush	rcv	pr	kr	ir	total	avg/g
2019	10	343	196	0	113	0	652	65.2
TOTAL	10	343	196	0	113	0	652	65.2

CRUZ, Alex

TACKLES	g	ua	a	total	tfl	pd	ff	fr	blk	qbh
2017	0	0	0	0	0.0-0	0	0	0	0	0
2018	0	0	0	0	0.0-0	0	0	0	0	0
2019	11	11	14	25	4.0-13	0	1	2	0	1
TOTAL	11	11	14	25	4.0-13	0	1	2	0	1

SACKS	g	ua	a	total	yards
2017	0	0	0	0.0	0
2018	0	0	0	0.0	0
2019	11	1	0	1.0	7
TOTAL	11	1	0	1.0	7

DUMAIS, Alex

TACKLES	g	ua	a	total	tfl	pd	ff	fr	blk	qbh
2018	0	0	0	0	0.0-0	0	0	0	0	0
2019	11	8	5	13	5.5-18	0	1	0	0	0
TOTAL	11	8	5	13	5.5-18	0	1	0	0	0

SACKS	g	ua	a	total	yards
2018	0	0	0	0.0	0
2019	11	2	0	2.0	11
TOTAL	11	2	0	2.0	11

Individual Career History

ECHOLS, Zion

RUSHING	g	att	yards	td	long	avg/c	avg/g
2019	5	3	5	0	3	1.7	1.0
TOTAL	5	3	5	0	3	1.7	1.0

TOTAL OFFENSE	g	rush	pass	total	avg/g
2019	5	5	0	5	1.0
TOTAL	5	5	0	5	1.0

KICK RETURNS	g	no.	yards	td	long	avg/r	avg/g
2019	5	6	115	0	26	19.2	23.0
TOTAL	5	6	115	0	26	19.2	23.0

ALL PURPOSE	g	rush	rcv	pr	kr	ir	total	avg/g
2019	5	5	0	0	115	0	120	24.0
TOTAL	5	5	0	0	115	0	120	24.0

EDWARDS, Emoryie

RECEIVING	g	rec	yards	td	long	rec/g	avg/c	avg/g
2018	0	0	0	0	0	0.0	0.0	0.0
2019	9	22	240	2	39	2.4	10.9	26.7
TOTAL	9	22	240	2	39	2.4	10.9	26.7

SCORING	g	td	rush	rcv	ret	pat	2pat	fg	total	avg/g
2018	0	0	0	0	0	0	0	0	0	0.0
2019	9	2	0	2	0	0	0	0	12	1.3
TOTAL	9	2	0	2	0	0	0	0	12	1.3

ALL PURPOSE	g	rush	rcv	pr	kr	ir	total	avg/g
2018	0	0	0	0	0	0	0	0.0
2019	9	0	240	0	0	0	240	26.7
TOTAL	9	0	240	0	0	0	240	26.7

ELIMA-JEUNE, Patrick

KICK RETURNS	g	no.	yards	td	long	avg/r	avg/g
2018	12	3	41	0	18	13.7	3.4
2019	11	6	107	0	21	17.8	9.7
TOTAL	23	9	148	0	21	16.4	6.4

ALL PURPOSE	g	rush	rcv	pr	kr	ir	total	avg/g
2018	12	0	0	0	41	0	41	3.4
2019	11	0	0	0	107	0	107	9.7
TOTAL	23	0	0	0	148	0	148	6.4

FIELDS, Rian

TACKLES	g	ua	a	total	tfl	pd	ff	fr	blk	qbh
2018	0	0	0	0	0.0-0	0	0	0	0	0
2019	7	0	1	1	0.0-0	0	0	0	0	0
TOTAL	7	0	1	1	0.0-0	0	0	0	0	0

Individual Career History

FREE, Wylan

SCORING	g	td	rush	rcv	ret	pat	2pat	fg	total	avg/g
2017	0	0	0	0	0	0	0	0	0	0.0
2018	14	0	0	0	0	0	0	0	0	0.0
2019	12	1	0	0	1	0	0	0	6	0.5
TOTAL	26	1	0	0	1	0	0	0	6	0.2

INTERCEPTIONS	g	no.	yards	td	long	avg/r	avg/g
2017	0	0	0	0	0	0.0	0.0
2018	14	1	12	0	12	12.0	0.9
2019	12	2	104	1	91	52.0	8.7
TOTAL	26	3	116	1	91	38.7	4.5

ALL PURPOSE	g	rush	rcv	pr	kr	ir	total	avg/g
2017	0	0	0	0	0	0	0	0.0
2018	14	0	0	0	0	12	12	0.9
2019	12	0	0	0	0	104	104	8.7
TOTAL	26	0	0	0	0	116	116	4.5

TACKLES	g	ua	a	total	tfl	pd	ff	fr	blk	qbh
2017	0	0	0	0	0.0-0	0	0	0	0	0
2018	14	12	6	18	0.5-0	1	0	0	0	0
2019	12	33	31	64	0.0-0	4	0	1	0	0
TOTAL	26	45	37	82	0.5-0	5	0	1	0	0

FULLER, Asa

SCORING	g	td	rush	rcv	ret	pat	2pat	fg	total	avg/g
2017	0	0	0	0	0	0	0	0	0	0.0
2018	14	0	0	0	0	57	0	14	99	7.1
2019	12	0	0	0	0	0	0	0	0	0.0
TOTAL	26	0	0	0	0	57	0	14	99	3.8

FIELD GOALS	g	made	att	long	pct
2017	0	0	0	0	0.0
2018	14	14	22	47	63.6
2019	12	0	0	0	0.0
TOTAL	26	14	22	47	63.6

TACKLES	g	ua	a	total	tfl	pd	ff	fr	blk	qbh
2017	0	0	0	0	0.0-0	0	0	0	0	0
2018	14	1	0	1	0.0-0	0	0	0	0	0
2019	12	0	0	0	0.0-0	0	0	0	0	0
TOTAL	26	1	0	1	0.0-0	0	0	0	0	0

KICKOFFS	g	no.	yards	avg
2017	0	0	0	0.0
2018	14	88	5095	57.9
2019	12	66	3804	57.6
TOTAL	26	154	8899	57.8

Individual Career History

GAGNON, Kenny

TACKLES	g	ua	a	total	tfl	pd	ff	fr	blk	qbh
2016	0	0	0	0	0.0-0	0	0	0	0	0
2017	1	0	0	0	0.0-0	0	0	0	0	0
2018	11	2	2	4	0.0-0	0	0	0	0	0
2019	0	0	0	0	0.0-0	0	0	0	0	0
TOTAL	12	2	2	4	0.0-0	0	0	0	0	0

GASTON, Chris

INTERCEPTIONS	g	no.	yards	td	long	avg/r	avg/g
2017	0	0	0	0	0	0.0	0.0
2018	14	0	0	0	0	0.0	0.0
2019	7	1	4	0	4	4.0	0.6
TOTAL	21	1	4	0	4	4.0	0.2

ALL PURPOSE	g	rush	rcv	pr	kr	ir	total	avg/g
2017	0	0	0	0	0	0	0	0.0
2018	14	0	0	0	0	0	0	0.0
2019	7	0	0	0	0	4	4	0.6
TOTAL	21	0	0	0	0	4	4	0.2

TACKLES	g	ua	a	total	tfl	pd	ff	fr	blk	qbh
2017	0	0	0	0	0.0-0	0	0	0	0	0
2018	14	5	0	5	0.0-0	1	0	0	0	0
2019	7	21	6	27	0.0-0	3	0	0	0	0
TOTAL	21	26	6	32	0.0-0	4	0	0	0	0

GLASPIE, Jamal

RECEIVING	g	rec	yards	td	long	rec/g	avg/c	avg/g
2019	11	6	79	0	33	0.5	13.2	7.2
TOTAL	11	6	79	0	33	0.5	13.2	7.2

ALL PURPOSE	g	rush	rcv	pr	kr	ir	total	avg/g
2019	11	0	79	0	0	0	79	7.2
TOTAL	11	0	79	0	0	0	79	7.2

TACKLES	g	ua	a	total	tfl	pd	ff	fr	blk	qbh
2019	11	1	0	1	0.0-0	0	0	0	0	0
TOTAL	11	1	0	1	0.0-0	0	0	0	0	0

JARVIS, Deven

TACKLES	g	ua	a	total	tfl	pd	ff	fr	blk	qbh
2019	4	2	2	4	0.0-0	0	0	0	0	0
TOTAL	4	2	2	4	0.0-0	0	0	0	0	0

Individual Career History

JOHNSON, Isaiah

TACKLES	g	ua	a	total	tfl	pd	ff	fr	blk	qbh
2018	11	8	7	15	2.0-10	0	0	0	0	2
2019	8	13	5	18	4.5-11	0	0	1	0	1
TOTAL	19	21	12	33	6.5-21	0	0	1	0	3

SACKS	g	ua	a	total	yards
2018	11	2	1	2.5	10
2019	8	2	0	2.0	9
TOTAL	19	4	1	4.5	19

JOHNSON, Saevion

RUSHING	g	att	yards	td	long	avg/c	avg/g
2016	0	0	0	0	0	0.0	0.0
2017	8	7	20	0	11	2.9	2.5
2018	13	21	131	3	37	6.2	10.1
2019	12	4	26	0	17	6.5	2.2
TOTAL	33	32	177	3	37	5.5	5.4

TOTAL OFFENSE	g	rush	pass	total	avg/g
2016	0	0	0	0	0.0
2017	8	20	0	20	2.5
2018	13	131	0	131	10.1
2019	12	26	0	26	2.2
TOTAL	33	177	0	177	5.4

RECEIVING	g	rec	yards	td	long	rec/g	avg/c	avg/g
2016	0	0	0	0	0	0.0	0.0	0.0
2017	8	2	23	0	15	0.2	11.5	2.9
2018	13	0	0	0	0	0.0	0.0	0.0
2019	12	0	0	0	0	0.0	0.0	0.0
TOTAL	33	2	23	0	15	0.1	11.5	0.7

SCORING	g	td	rush	rcv	ret	pat	2pat	fg	total	avg/g
2016	0	0	0	0	0	0	0	0	0	0.0
2017	8	0	0	0	0	0	0	0	0	0.0
2018	13	3	3	0	0	0	0	0	18	1.4
2019	12	0	0	0	0	0	0	0	0	0.0
TOTAL	33	3	3	0	0	0	0	0	18	0.5

ALL PURPOSE	g	rush	rcv	pr	kr	ir	total	avg/g
2016	0	0	0	0	0	0	0	0.0
2017	8	20	23	0	0	0	43	5.4
2018	13	131	0	0	0	0	131	10.1
2019	12	26	0	0	0	0	26	2.2
TOTAL	33	177	23	0	0	0	200	6.1

TACKLES	g	ua	a	total	tfl	pd	ff	fr	blk	qbh
2016	0	0	0	0	0.0-0	0	0	0	0	0
2017	8	0	0	0	0.0-0	0	0	0	0	0
2018	13	0	0	0	0.0-0	0	0	0	0	0
2019	12	0	1	1	0.0-0	0	0	0	0	0
TOTAL	33	0	1	1	0.0-0	0	0	0	0	0

Individual Career History

JONES, Kwami

TACKLES	g	ua	a	total	tfl	pd	ff	fr	blk	qbh
2017	13	6	4	10	2.0-5	1	0	0	0	0
2018	14	14	12	26	2.0-6	0	0	0	0	4
2019	4	8	3	11	2.5-15	0	0	0	0	0
TOTAL	31	28	19	47	6.5-26	1	0	0	0	4

SACKS	g	ua	a	total	yards
2017	13	1	0	1.0	4
2018	14	2	1	2.5	6
2019	4	1	0	1.0	5
TOTAL	31	4	1	4.5	15

JORDAN, Randy

TACKLES	g	ua	a	total	tfl	pd	ff	fr	blk	qbh
2019	8	18	6	24	0.0-0	4	0	0	0	0
TOTAL	8	18	6	24	0.0-0	4	0	0	0	0

KELLY, Josh

RECEIVING	g	rec	yards	td	long	rec/g	avg/c	avg/g
2019	1	1	-10	0	0	1.0	-10.0	-10.0
TOTAL	1	1	-10	0	0	1.0	-10.0	-10.0

ALL PURPOSE	g	rush	rcv	pr	kr	ir	total	avg/g
2019	1	0	-10	0	0	0	-10	-10.0
TOTAL	1	0	-10	0	0	0	-10	-10.0

KING Jr., Sherwin

TACKLES	g	ua	a	total	tfl	pd	ff	fr	blk	qbh
2018	1	0	0	0	0.0-0	0	0	0	0	0
2019	12	1	2	3	0.0-0	0	0	0	0	0
TOTAL	13	1	2	3	0.0-0	0	0	0	0	0

LANGLEY, Malachi

TACKLES	g	ua	a	total	tfl	pd	ff	fr	blk	qbh
2019	4	5	0	5	0.0-0	0	0	0	0	0
TOTAL	4	5	0	5	0.0-0	0	0	0	0	0

LAWSON, Matt

PARTICIPATION	g	
2018	0	No other statistics
2019	1	No other statistics
TOTAL	1	No other statistics

Individual Career History

MIMS, Jordan

RUSHING	g	att	yards	td	long	avg/c	avg/g
2017	14	151	627	6	24	4.2	44.8
2018	12	113	436	6	22	3.9	36.3
2019	0	0	0	0	0	0.0	0.0
TOTAL	26	264	1063	12	24	4.0	40.9

TOTAL OFFENSE	g	rush	pass	total	avg/g
2017	14	627	0	627	44.8
2018	12	436	0	436	36.3
2019	0	0	0	0	0.0
TOTAL	26	1063	0	1063	40.9

RECEIVING	g	rec	yards	td	long	rec/g	avg/c	avg/g
2017	14	14	143	0	29	1.0	10.2	10.2
2018	12	21	286	2	55	1.8	13.6	23.8
2019	0	0	0	0	0	0.0	0.0	0.0
TOTAL	26	35	429	2	55	1.3	12.3	16.5

MOSBY, Arron

SCORING	g	td	rush	rcv	ret	pat	2pat	fg	total	avg/g
2017	14	0	0	0	0	0	0	0	0	0.0
2018	13	1	0	0	1	0	0	0	6	0.5
2019	12	0	0	0	0	0	0	0	0	0.0
TOTAL	39	1	0	0	1	0	0	0	6	0.2

INTERCEPTIONS	g	no.	yards	td	long	avg/r	avg/g
2017	14	0	0	0	0	0.0	0.0
2018	13	1	95	1	95	95.0	7.3
2019	12	1	16	0	16	16.0	1.3
TOTAL	39	2	111	1	95	55.5	2.8

ALL PURPOSE	g	rush	rcv	pr	kr	ir	total	avg/g
2017	14	0	0	0	0	0	0	0.0
2018	13	0	0	0	0	95	95	7.3
2019	12	0	0	0	0	16	16	1.3
TOTAL	39	0	0	0	0	111	111	2.8

TACKLES	g	ua	a	total	tfl	pd	ff	fr	blk	qbh
2017	14	4	1	5	0.0-0	0	0	0	0	0
2018	13	8	4	12	2.5-17	3	0	0	0	0
2019	12	40	38	78	5.5-16	6	3	0	0	0
TOTAL	39	52	43	95	8.0-33	9	3	0	0	0

PAUWELS JR., R.

PARTICIPATION	g
2019	4 No other statistics
TOTAL	4 No other statistics

PAYNE, Leonard

TACKLES	g	ua	a	total	tfl	pd	ff	fr	blk	qbh
2018	0	0	0	0	0.0-0	0	0	0	0	0
2019	7	1	2	3	0.0-0	0	0	0	0	0
TOTAL	7	1	2	3	0.0-0	0	0	0	0	0

Individual Career History

PERRY, Deonte

RUSHING	g	att	yards	td	long	avg/c	avg/g
2016	0	0	0	0	0	0.0	0.0
2017	1	8	31	0	8	3.9	31.0
2018	2	0	0	0	0	0.0	0.0
2019	5	0	0	0	0	0.0	0.0
TOTAL	8	8	31	0	8	3.9	3.9

TOTAL OFFENSE	g	rush	pass	total	avg/g
2016	0	0	0	0	0.0
2017	1	31	0	31	31.0
2018	2	0	0	0	0.0
2019	5	0	0	0	0.0
TOTAL	8	31	0	31	3.9

KICK RETURNS	g	no.	yards	td	long	avg/r	avg/g
2016	0	0	0	0	0	0.0	0.0
2017	1	0	0	0	0	0.0	0.0
2018	2	0	0	0	0	0.0	0.0
2019	5	1	33	0	33	33.0	6.6
TOTAL	8	1	33	0	33	33.0	4.1

ALL PURPOSE	g	rush	rcv	pr	kr	ir	total	avg/g
2016	0	0	0	0	0	0	0	0.0
2017	1	31	0	0	0	0	31	31.0
2018	2	0	0	0	0	0	0	0.0
2019	5	0	0	0	33	0	33	6.6
TOTAL	8	31	0	0	33	0	64	8.0

TACKLES	g	ua	a	total	tfl	pd	ff	fr	blk	qbh
2016	0	0	0	0	0.0-0	0	0	0	0	0
2017	1	0	0	0	0.0-0	0	0	0	0	0
2018	2	0	0	0	0.0-0	0	0	1	0	0
2019	5	1	0	1	0.0-0	0	0	0	0	0
TOTAL	8	1	0	1	0.0-0	0	0	1	0	0

Individual Career History

POPE, Zane

RUSHING	g	att	yards	td	long	avg/c	avg/g
2017	0	0	0	0	0	0.0	0.0
2018	1	0	0	0	0	0.0	0.0
2019	12	1	0	0	0	0.0	0.0
TOTAL	13	1	0	0	0	0.0	0.0

TOTAL OFFENSE	g	rush	pass	total	avg/g
2017	0	0	0	0	0.0
2018	1	0	0	0	0.0
2019	12	0	0	0	0.0
TOTAL	13	0	0	0	0.0

RECEIVING	g	rec	yards	td	long	rec/g	avg/c	avg/g
2017	0	0	0	0	0	0.0	0.0	0.0
2018	1	0	0	0	0	0.0	0.0	0.0
2019	12	47	525	1	53	3.9	11.2	43.8
TOTAL	13	47	525	1	53	3.6	11.2	40.4

SCORING	g	td	rush	rcv	ret	pat	2pat	fg	total	avg/g
2017	0	0	0	0	0	0	0	0	0	0.0
2018	1	0	0	0	0	0	0	0	0	0.0
2019	12	1	0	1	0	0	0	0	6	0.5
TOTAL	13	1	0	1	0	0	0	0	6	0.5

ALL PURPOSE	g	rush	rcv	pr	kr	ir	total	avg/g
2017	0	0	0	0	0	0	0	0.0
2018	1	0	0	0	0	0	0	0.0
2019	12	0	525	0	0	0	525	43.8
TOTAL	13	0	525	0	0	0	525	40.4

TACKLES	g	ua	a	total	tfl	pd	ff	fr	blk	qbh
2017	0	0	0	0	0.0-0	0	0	0	0	0
2018	1	0	0	0	0.0-0	0	0	0	0	0
2019	12	2	0	2	0.0-0	0	0	0	0	0
TOTAL	13	2	0	2	0.0-0	0	0	0	0	0

Individual Career History

RICE, Justin

RUSHING	g	att	yards	td	long	avg/c	avg/g
2016	6	9	11	0	5	1.2	1.8
2017	10	0	0	0	0	0.0	0.0
2018	4	0	0	0	0	0.0	0.0
2019	12	0	0	0	0	0.0	0.0
TOTAL	32	9	11	0	5	1.2	0.3

TOTAL OFFENSE	g	rush	pass	total	avg/g
2016	6	11	0	11	1.8
2017	10	0	0	0	0.0
2018	4	0	0	0	0.0
2019	12	0	0	0	0.0
TOTAL	32	11	0	11	0.3

RECEIVING	g	rec	yards	td	long	rec/g	avg/c	avg/g
2016	6	2	15	0	7	0.3	7.5	2.5
2017	10	0	0	0	0	0.0	0.0	0.0
2018	4	0	0	0	0	0.0	0.0	0.0
2019	12	0	0	0	0	0.0	0.0	0.0
TOTAL	32	2	15	0	7	0.1	7.5	0.5

SCORING	g	td	rush	rcv	ret	pat	2pat	fg	total	avg/g
2016	6	0	0	0	0	0	0	0	0	0.0
2017	10	0	0	0	0	0	0	0	0	0.0
2018	4	0	0	0	0	0	0	0	0	0.0
2019	12	1	0	0	1	0	0	0	8	0.7
TOTAL	32	1	0	0	1	0	0	0	8	0.2

INTERCEPTIONS	g	no.	yards	td	long	avg/r	avg/g
2016	6	0	0	0	0	0.0	0.0
2017	10	0	0	0	0	0.0	0.0
2018	4	0	0	0	0	0.0	0.0
2019	12	2	0	0	0	0.0	0.0
TOTAL	32	2	0	0	0	0.0	0.0

ALL PURPOSE	g	rush	rcv	pr	kr	ir	total	avg/g
2016	6	11	15	0	0	0	26	4.3
2017	10	0	0	0	0	0	0	0.0
2018	4	0	0	0	0	0	0	0.0
2019	12	0	0	0	0	0	0	0.0
TOTAL	32	11	15	0	0	0	26	0.8

TACKLES	g	ua	a	total	tfl	pd	ff	fr	blk	qbh
2016	6	0	0	0	0.0-0	0	0	0	0	0
2017	10	6	3	9	2.0-5	0	0	0	0	0
2018	4	2	2	4	0.0-0	0	0	0	0	0
2019	12	65	47	112	8.0-38	10	4	2	0	2
TOTAL	32	73	52	125	10.0-43	10	4	2	0	2

SACKS	g	ua	a	total	yards
2016	6	0	0	0.0	0
2017	10	0	0	0.0	0
2018	4	0	0	0.0	0
2019	12	3	0	3.0	32
TOTAL	32	3	0	3.0	32

Individual Career History

RICE, Tanner

PARTICIPATION	g	
2016	0	No other statistics
2017	0	No other statistics
2019	2	No other statistics
TOTAL	2	No other statistics

RIVERS, Ronnie

RUSHING	g	att	yards	td	long	avg/c	avg/g
2017	13	101	480	5	30	4.8	36.9
2018	11	132	743	10	76	5.6	67.5
2019	12	177	899	13	55	5.1	74.9
TOTAL	36	410	2122	28	76	5.2	58.9

TOTAL OFFENSE	g	rush	pass	total	avg/g
2017	13	480	0	480	36.9
2018	11	743	0	743	67.5
2019	12	899	0	899	74.9
TOTAL	36	2122	0	2122	58.9

RECEIVING	g	rec	yards	td	long	rec/g	avg/c	avg/g
2017	13	20	129	1	21	1.5	6.4	9.9
2018	11	26	311	3	34	2.4	12.0	28.3
2019	12	43	352	3	34	3.6	8.2	29.3
TOTAL	36	89	792	7	34	2.5	8.9	22.0

SCORING	g	td	rush	rcv	ret	pat	2pat	fg	total	avg/g
2017	13	6	5	1	0	0	0	0	36	2.8
2018	11	13	10	3	0	0	0	0	78	7.1
2019	12	16	13	3	0	0	0	0	96	8.0
TOTAL	36	35	28	7	0	0	0	0	210	5.8

PUNT RETURNS	g	no.	yards	td	long	avg/r	avg/g
2017	13	8	35	0	13	4.4	2.7
2018	11	14	138	0	41	9.9	12.5
2019	12	9	120	0	35	13.3	10.0
TOTAL	36	31	293	0	41	9.5	8.1

ALL PURPOSE	g	rush	rcv	pr	kr	ir	total	avg/g
2017	13	480	129	35	0	0	644	49.5
2018	11	743	311	138	0	0	1192	108.4
2019	12	899	352	120	0	0	1371	114.2
TOTAL	36	2122	792	293	0	0	3207	89.1

RODRIGUEZ, Juan

RECEIVING	g	rec	yards	td	long	rec/g	avg/c	avg/g
2019	11	5	42	0	21	0.5	8.4	3.8
TOTAL	11	5	42	0	21	0.5	8.4	3.8

ALL PURPOSE	g	rush	rcv	pr	kr	ir	total	avg/g
2019	11	0	42	0	0	0	42	3.8
TOTAL	11	0	42	0	0	0	42	3.8

Individual Career History

RUFFIN, Deshawn

TACKLES	g	ua	a	total	tfl	pd	ff	fr	blk	qbh
2019	3	7	1	8	0.0-0	0	0	0	0	0
TOTAL	3	7	1	8	0.0-0	0	0	0	0	0

SAMPSON JR., Tyrone

PARTICIPATION	g	
2018	0	No other statistics
2019	10	No other statistics
TOTAL	10	No other statistics

SCHMIDT, Bula

PARTICIPATION	g	
2019	7	No other statistics
TOTAL	7	No other statistics

SILVA, Cesar

SCORING	g	td	rush	rcv	ret	pat	2pat	fg	total	avg/g
2019	12	0	0	0	0	44	0	12	80	6.7
TOTAL	12	0	0	0	0	44	0	12	80	6.7

FIELD GOALS	g	made	att	long	pct
2019	12	12	21	48	57.1
TOTAL	12	12	21	48	57.1

KICKOFFS	g	no.	yards	avg
2019	12	2	103	51.5
TOTAL	12	2	103	51.5

SMITH, Matt

KICK RETURNS	g	no.	yards	td	long	avg/r	avg/g
2016	0	0	0	0	0	0.0	0.0
2017	0	0	0	0	0	0.0	0.0
2018	13	1	8	0	8	8.0	0.6
2019	8	0	0	0	0	0.0	0.0
TOTAL	21	1	8	0	8	8.0	0.4

ALL PURPOSE	g	rush	rcv	pr	kr	ir	total	avg/g
2016	0	0	0	0	0	0	0	0.0
2017	0	0	0	0	0	0	0	0.0
2018	13	0	0	0	8	0	8	0.6
2019	8	0	0	0	0	0	0	0.0
TOTAL	21	0	0	0	8	0	8	0.4

Individual Career History

STRONG, Reggie

TACKLES	g	ua	a	total	tfl	pd	ff	fr	blk	qbh
2019	2	0	1	1	0.0-0	0	0	1	0	0
TOTAL	2	0	1	1	0.0-0	0	0	1	0	0

TATUM III, Leevel

INTERCEPTIONS	g	no.	yards	td	long	avg/r	avg/g
2018	10	1	5	0	5	5.0	0.5
2019	12	0	0	0	0	0.0	0.0
TOTAL	22	1	5	0	5	5.0	0.2

ALL PURPOSE	g	rush	rcv	pr	kr	ir	total	avg/g
2018	10	0	0	0	0	5	5	0.5
2019	12	0	0	0	0	0	0	0.0
TOTAL	22	0	0	0	0	5	5	0.2

TACKLES	g	ua	a	total	tfl	pd	ff	fr	blk	qbh
2018	10	4	1	5	0.0-0	1	0	0	0	0
2019	12	4	7	11	1.0-4	0	0	0	0	0
TOTAL	22	8	8	16	1.0-4	1	0	0	0	0

SACKS	g	ua	a	total	yards
2018	10	0	0	0.0	0
2019	12	0	1	0.5	3
TOTAL	22	0	1	0.5	3

THOMAS, Nikko

TACKLES	g	ua	a	total	tfl	pd	ff	fr	blk	qbh
2019	2	0	1	1	0.0-0	0	0	0	0	0
TOTAL	2	0	1	1	0.0-0	0	0	0	0	0

TORRES, Jared

PARTICIPATION	g	
2018	0	No other statistics
2019	9	No other statistics
TOTAL	9	No other statistics

TUITELE, Syrus

TACKLES	g	ua	a	total	tfl	pd	ff	fr	blk	qbh
2017	9	0	0	0	0.0-0	0	0	0	0	0
2018	12	1	0	1	0.0-0	0	0	0	0	0
2019	8	0	0	0	0.0-0	0	0	0	0	0
TOTAL	29	1	0	1	0.0-0	0	0	0	0	0

Individual Career History

WESTBERRY, Jacob

TACKLES	g	ua	a	total	tfl	pd	ff	fr	blk	qbh
2016	0	0	0	0	0.0-0	0	0	0	0	0
2017	14	1	1	2	0.0-0	0	0	0	0	0
2018	14	1	0	1	0.0-0	0	0	0	0	0
2019	12	1	1	2	0.0-0	0	0	0	0	0
TOTAL	40	3	2	5	0.0-0	0	0	0	0	0

WHEATFALL, Keric

RECEIVING	g	rec	yards	td	long	rec/g	avg/c	avg/g
2019	10	17	307	1	46	1.7	18.1	30.7
TOTAL	10	17	307	1	46	1.7	18.1	30.7

SCORING	g	td	rush	rcv	ret	pat	2pat	fg	total	avg/g
2019	10	1	0	1	0	0	0	0	6	0.6
TOTAL	10	1	0	1	0	0	0	0	6	0.6

KICK RETURNS	g	no.	yards	td	long	avg/r	avg/g
2019	10	1	35	0	35	35.0	3.5
TOTAL	10	1	35	0	35	35.0	3.5

ALL PURPOSE	g	rush	rcv	pr	kr	ir	total	avg/g
2019	10	0	307	0	35	0	342	34.2
TOTAL	10	0	307	0	35	0	342	34.2

WILLIAMS, Evan

INTERCEPTIONS	g	no.	yards	td	long	avg/r	avg/g
2019	12	1	0	0	0	0.0	0.0
TOTAL	12	1	0	0	0	0.0	0.0

ALL PURPOSE	g	rush	rcv	pr	kr	ir	total	avg/g
2019	12	0	0	0	0	0	0	0.0
TOTAL	12	0	0	0	0	0	0	0.0

TACKLES	g	ua	a	total	tfl	pd	ff	fr	blk	qbh
2019	12	31	9	40	0.0-0	3	1	1	0	0
TOTAL	12	31	9	40	0.0-0	3	1	1	0	0

WOODLEY, Quireo

PARTICIPATION	g	
2017	13	No other statistics
2018	3	No other statistics
2019	10	No other statistics
TOTAL	26	No other statistics

Individual Career History

Wooldridge, Ben

RUSHING	g	att	yards	td	long	avg/c	avg/g
2018	0	0	0	0	0	0.0	0.0
2019	3	2	13	0	8	6.5	4.3
TOTAL	3	2	13	0	8	6.5	4.3

PASSING	g	cmp-att-int	yards	td	long	pct	avg/p	avg/g	effic
2018	0	0-0-0	0	0	0	0.0	0.0	0.0	0.0
2019	3	4-6-0	30	1	17	66.7	5.0	10.0	163.7
TOTAL	3	4-6-0	30	1	17	66.7	5.0	10.0	163.7

TOTAL OFFENSE	g	rush	pass	total	avg/g
2018	0	0	0	0	0.0
2019	3	13	30	43	14.3
TOTAL	3	13	30	43	14.3

ALL PURPOSE	g	rush	rcv	pr	kr	ir	total	avg/g
2018	0	0	0	0	0	0	0	0.0
2019	3	13	0	0	0	0	13	4.3
TOTAL	3	13	0	0	0	0	13	4.3

WRIGHT, Andrew

TACKLES	g	ua	a	total	tfl	pd	ff	fr	blk	qbh
2016	0	0	0	0	0.0-0	0	0	0	0	0
2017	11	0	0	0	0.0-0	0	0	0	0	0
2018	14	3	6	9	1.0-1	0	0	0	0	0
2019	6	3	5	8	0.0-0	1	0	0	0	0
TOTAL	31	6	11	17	1.0-1	1	0	0	0	0