



# FRESNO STATE SOFTBALL

## - 2020 GAME NOTES -

Softball Contact: Taylor Martinez

Office: 559-278-8212 Cell: 559-213-8217 E-Mail: taylormartinez@csufresno.edu



@FresnoStateSB



FresnoStateSoftball



FresnoStateSoftball

GoBulldogs.com

### 2020 SCHEDULE

Date	Opponent	Time (PT)
<b>South Florida Tournament (Tampa, Fla.)</b>		
Feb. 7	vs. Georgia State	6:30 AM
	at South Florida	1:30 PM
Feb. 8	vs. Illinois State	6:15 AM
	vs. Florida	8:30 AM
Feb. 9	vs. Michigan	6:00 AM
<b>FRESNO STATE KICKOFF CLASSIC</b>		
Feb. 14	CAL POLY	5:00 PM
	FORDHAM	7:30 PM
Feb. 15	FORDHAM	5:00 PM
	CAL	7:00 PM
Feb. 16	ST. MARY'S	2:30 PM
Feb. 18	at Stanford	5:30 PM
<b>FRESNO STATE INVITATIONAL</b>		
Feb. 20	UCSB	6:00 PM
Feb. 21	CHICAGO	5:00 PM
	OHIO STATE	7:30 PM
Feb. 22	CHICAGO	5:00 PM
Feb. 23	PACIFIC	2:30 PM
<b>Judy Garman Classic (Fullerton, Calif.)</b>		
Feb. 28	Illinois	7:30 PM
Feb. 29	Texas	12:30 PM
	Washington	3:00 PM
Mar. 1	Fullerton	3:45 PM
	LMU	6:00 PM
Mar. 23	SAN JOSE STATE*	3:00 PM
Mar. 24	SAN JOSE STATE*	12:00 PM
<b>BULLDOG CLASSIC</b>		
Mar. 5	BYU	6:00 PM
Mar. 6	EAST CAROLINA	5:00 PM
	NORTH DAKOTA STATE	7:30 PM
Mar. 7	NORTH DAKOTA STATE	5:00 PM
Mar. 8	UC DAVIS	11:30 AM
Mar. 13	at Boise State*	4:00 PM
Mar. 14	at Boise State*	1:00 PM
Mar. 15	at Boise State*	12:00 PM
Mar. 20	SAN DIEGO STATE*	6:00 PM
Mar. 21	SAN DIEGO STATE*	3:00 PM
Mar. 22	SAN DIEGO STATE*	12:00 PM
Mar. 27	at San Jose State*	4:00 PM
Mar. 28	at San Jose State*	12:00 PM
Mar. 29	at San Jose State*	12:00 PM
Mar. 31	CSUN	5:30 PM
Apr. 3	UTAH STATE*	11:00 AM
Apr. 4	UTAH STATE*	6:00 PM
Apr. 5	UTAH STATE*	6:00 PM
Apr. 7	CANADA	6:00 PM
Apr. 9	at New Mexico*	6:00 PM
Apr. 10	at New Mexico*	6:00 PM
Apr. 11	at New Mexico*	12:00 PM
Apr. 17	at San Diego State*	12:00 PM
Apr. 18	COLORADO STATE*	5:30 PM
Apr. 19	COLORADO STATE*	3:00 PM
May. 11	COLORADO STATE*	11:00 AM
Apr. 24	UMKC	2:00 PM
	at Kansas	4:30 PM
Apr. 25	at Kansas	12:30 PM
	North Dakota	3:00 PM
May 1	Nevada*	4:00 PM
May 2	Nevada*	1:00 PM
May 3	Nevada*	12:00 PM
May 7	UNLV*	6:00 PM
May 8	UNLV*	6:00 PM
May 9	UNLV*	11:00 AM

HOME GAMES at Margie Wright Diamond

\*Mountain West Conference Games

### SOUTH FLORIDA TOURNAMENT

FEB. 7-9, 2020 | TAMPA, FLA. | USF SOFTBALL STADIUM (1,500)

<b>WATCH</b>	Bulls Vision
	GoUSFBulls.com/watch
<b>LIVE STATS</b>	GoUSFBulls.com
<b>SOCIAL</b>	@FresnoStateSB



### FRESNO STATE BULLDOGS

2019 RECORD	37-20, 14-10 MW
HEAD COACH	LINDA GARZA
FS RECORD (YEAR)	103-66(4th)
OVERALL RECORD (YEAR)	248-201-2 (9th)



### GEORGIA STATE PANTHERS

2019 RECORD	8-46, 5-22 SB
HEAD COACH	RODGER KINCAID
GEORGIA STATE RECORD (YEAR)	281-229 (10th)
OVERALL RECORD (YEARS)	SAME

### 'DOGS VS. GEORGIA STATE

<b>ALL-TIME SERIES</b>	FS LEADS 3-0
<b>STREAK</b>	FS W 3
<b>LAST MEETING</b>	FS 10-1 (2019)



### USF BULLS

2019 RECORD	41-19, 17-4 AAC
HEAD COACH	JESS MOORE
USF RECORD (YEAR)	0-0 (1st)
OVERALL RECORD (YEARS)	SAME

### 'DOGS VS. USF

<b>ALL-TIME SERIES</b>	FS LEADS 1-0
<b>STREAK</b>	FS W 1
<b>LAST MEETING</b>	FS 4-3 (1986)



### ILLINOIS STATE REDBIRDS

2019 RECORD	18-33, 10-11 MVC
HEAD COACH	MELINDA FISCHER
ISU RECORD (YEAR)	1,051-793 (35th)
OVERALL RECORD (YEARS)	1,092-818 (36th)

### 'DOGS VS. UC ILLINOIS STATE

<b>ALL-TIME SERIES</b>	FS LEADS 3-1
<b>STREAK</b>	FS W 2
<b>LAST MEETING</b>	FS 5-0 (2018)



### FLORIDA GATORS

2019 RECORD	49-18, 12-12 SEC
HEAD COACH	TIM WALTER
FLORIDA RECORD (YEAR)	771-167 (15th)
OVERALL RECORD (YEARS)	894-231 (17th)

### 'DOGS VS. FLORIDA

<b>ALL-TIME SERIES</b>	UF LEADS 3-2
<b>STREAK</b>	UF W 3
<b>LAST MEETING</b>	UF 4-1 (2015)



### MICHIGAN WOLVERINES

2019 RECORD	43-15, 22-1 BIG12
HEAD COACH	CAROL HUTCHINS
MICHIGAN RECORD (YEAR)	1,616-517-5(36th)
OVERALL RECORD (YEARS)	SAME

### 'DOGS VS. MICHIGAN

<b>ALL-TIME SERIES</b>	FS LEADS 8-6
<b>STREAK</b>	UM W 2
<b>LAST MEETING</b>	UM 4-0 (2017)

### BY THE NUMBERS

38

Consecutive 30-win seasons for Fresno State, which has also had a winning record in all 42 seasons as a program.

33

All-Time NCAA Tournament appearances by Fresno State.

7

Returning starters for Fresno State, which returns () home runs, () RBIs and () runs from the 2019 roster.

### PROJECTED LINEUP

POSITION PLAYER STARTERS						
No.	Cl.	Pos.	Name	AVG	HR	RBI
21	Fr.	LF	McKenzie Wilson	.387	1	19
9	Jr.	2B	Miranda Rohleder	.297	0	16
15	Jr.	DP	Hayleigh Galvan	.336	9	42
8	Jr.	3B	Schuyler Broussard	.284	7	18
17	Jr.	C	Kelcey Carrasco	.281	5	23
3	Jr.	LF	Kaitlyn Jennings	.300	1	7
23	Fr.	SS	Vanessa M. Hernandez	.244	2	16

PITCHERS						
No.	Cl.	Pos.	Name	W-L	ERA	IP
7	So.	RHP	Hailey Dolcini	17-6	2.06	139.1
20	Fr.	RHP	Danielle Lung	15-5	2.98	122.1
11	So.	LHP	Danielle East	4-7	3.52	93.1



## Fresno State Numerical Roster

#	Player	B/T	POS	HT	YR	Hometown (High School/Last School)
00	Aaliyah Cuevas-Iñiguez	R/R	OF	5-2	Jr.	Madera, Calif. (Madera HS)
3	Kaitlyn Jennings	L/R	OF	5-3	Sr.	Rancho Cucamonga, Calif. (Los Osos HS)
4	Adrianna Noriega	R/R	UT	5-6	Fr.	San Jose, Calif. (Silver Creek HS)
5	Alesia Denby	R/R	IF	5-5	Fr.	Murrieta, Calif. (Vista Murrieta HS)
7	Hailey Dolcini	R/R	RHP	6-0	Jr.	Ferndale, Calif. (UC Riverside)
8	Schuyler Broussard	R/R	IF	5-5	Sr.	Moreno Valley, Calif. (Valley View HS)
9	Miranda Rohleder	L/R	IF	5-4	Sr.	Wichita, Kan. (Goddard HS)
10	Tianna Williams	R/R	IF	5-3	Fr.	Mohave Valley, Ariz. (River Valley HS)
11	Danielle East	L/L	LHP	5-5	Jr.	Van Nuys, Calif. (Notre Dame HS)
13	Bailey Clifton	L/L	UT	5-8	So.	Simi Valley, Calif. (Royal HS)
15	Hayleigh Galvan	R/R	C/DP	5-7	Sr.	Fort Gibson, Okla. (Oklahoma State)
16	Madison Wallace	R/R	IF	5-6	So.	Lemoore, Calif. (Lemoore HS)
17	Kelcey Carrasco	R/R	C/DP	5-10	Sr.	Woodlake, Calif. (Michigan State)
20	Danielle Lung	R/R	RHP	5-9	So.	Clovis, Calif. (Clovis HS)
21	McKenzie Wilson	L/L	OF	5-11	So.	Long Beach, Calif. (St. Joseph HS)
23	Vanessa Hernandez	R/R	IF	5-10	So.	Sanger, Calif. (Sanger HS)
24	Dariana Orme	R/R	RHP	5-7	RFr.	Vacaville, Calif. (Vanden HS)
25	Julianna Martinez	L/R	OF	5-5	Jr.	Fresno, Calif. (CSUN)
27	Alexandra Preston	R/R	C	5-5	So.	Stockton, Calif. (Saint Mary's HS)
32	Christina Chavez	R/R	IF	5-8	Fr.	Gilroy, Calif. (Gilroy HS)
34	Lexie Webb	R/R	RHP/1B	5-6	Fr.	Oakdale, Calif. (Oakdale HS)
38	Kelsey Hall	R/R	OF	5-7	Fr.	Sacramento, Calif. (Bella Vista HS)
52	Haley Fuller	R/R	IF	5-7	Sr.	Oakdale, Calif. (Oakdale HS)

## Fresno State Alphabetical Roster

#	Player	B/T	POS	HT	YR	Hometown (High School/Last School)
8	Schuyler Broussard	R/R	IF	5-5	Sr.	Moreno Valley, Calif. (Valley View HS)
17	Kelcey Carrasco	R/R	C/DP	5-10	Sr.	Woodlake, Calif. (Michigan State)
32	Christina Chavez	R/R	IF	5-8	Fr.	Gilroy, Calif. (Gilroy HS)
13	Bailey Clifton	L/L	UT	5-8	So.	Simi Valley, Calif. (Royal HS)
5	Alesia Denby	R/R	IF	5-5	Fr.	Murrieta, Calif. (Vista Murrieta HS)
00	Aaliyah Cuevas	R/R	OF	5-2	Jr.	Madera, Calif. (Madera HS)
7	Hailey Dolcini	R/R	RHP	6-0	Jr.	Ferndale, Calif. (UC Riverside)
11	Danielle East	L/L	LHP	5-5	Jr.	Van Nuys, Calif. (Notre Dame HS)
2	Haley Fuller	R/R	IF	5-7	Sr.	Oakdale, Calif. (Oakdale HS)
15	Hayleigh Galvan	R/R	C/DP	5-7	Sr.	Fort Gibson, Okla. (Oklahoma State)
38	Kelsey Hall	R/R	OF	5-7	Fr.	Sacramento, Calif. (Bella Vista HS)
23	Vanessa M. Hernandez	R/R	IF	5-10	So.	Sanger, Calif. (Sanger HS)
3	Kaitlyn Jennings	L/R	OF	5-3	Sr.	Rancho Cucamonga, Calif. (Los Osos HS)
20	Danielle Lung	R/R	RHP	5-9	So.	Clovis, Calif. (Clovis HS)
25	Julianna Martinez	L/R	OF	5-5	Jr.	Fresno, Calif. (CSUN)
4	Adrianna Noriega	R/R	UT	5-6	Fr.	San Jose, Calif. (Silver Creek HS)
24	Dariana Orme	R/R	RHP	5-7	RFr.	Vacaville, Calif. (Vanden HS)
27	Alexandra Preston	R/R	C	5-5	So.	Stockton, Calif. (Saint Mary's HS)
9	Miranda Rohleder	L/R	IF	5-4	Sr.	Wichita, Kan. (Goddard HS)
16	Madison Wallace	R/R	IF	5-6	Fr.	Lemoore, Calif. (Lemoore HS)
34	Lexie Webb	R/R	RHP/1B	5-6	Fr.	Oakdale, Calif. (Oakdale HS)
10	Tianna Williams	R/R	IF	5-3	Fr.	Mohave Valley, Ariz. (River Valley HS)
21	McKenzie Wilson	L/L	OF	5-11	So.	Long Beach, Calif. (St. Joseph HS)

**Head Coach:** Linda Garza, Fourth Season (UNLV, 2002) - 3rd Base Coach

**Assistant Coach:** Jodie Cox, Fourth Season (Cal State Fullerton, 2004)

**Assistant Coach:** Matt Lisle, First Season (Patten University, 2006)

**Volunteer Assistant Coach:** Kellen Kubo, First Season

**Director of Operations:** Denise Rich, Second Season (Fresno State, 2001)

**Graduate Student Manager:** Marina Demore, Third Season (Oregon State, 2013)

**Graduate Student Manager:** Sydney Lahners, Second Season (Pacific, 2018)

### Pronunciation Guide

Hailey Dolcini (dole-CHEE-nee)

Schuyler Broussard (SKY-ler broo-SARD)

Aaliyah Cuevas (ah-LEE-ah KWAY-vas)

Hayleigh Galvan (HAY-lee)

Matt Lisle (LIE-el)

Dariana Orme (ORM)

Miranda Rohleder (ROW-leh-der)

### Pitchers (4)

Dolcini, East,  
Lung, Orme

### Catchers (3)

Carrasco, Galvan,  
Preston

### Infield (8)

Broussard, Chavez,  
Denby, Fuller,  
Hernandez,  
Rohleder, Wallace  
Williams

### Outfield (7)

Cuevas, Hall,  
Hernandez, Jackson,  
Jennings, Martinez,  
Wilson

### Utility (2)

Clifton, Noriega

### Seniors (6)

Broussard, Carrasco,  
Fuller, Galvan,  
Jennings, Rohleder

### Juniors (4)

Dolcini, Cuevas,  
East, Martinez

### Sophomores (6)

Clifton, Hernandez,  
Lung, Preston, Wallace,  
Wilson

### Freshmen (8)

Chavez, Denby,  
Hall, Noriega, Orme,  
Wallace, Webb,  
Williams

### Batting

Left (6)  
Right (17)

### Throwing

Left (3)  
Right (20)

### State

Arizona (1)  
California (20)  
Kansas (1)  
Oklahoma (1)

### FRESNO STATE IDENTIFICATION:

Fresno State  
Fresno St.  
FS

**NOT** Fresno, Fres,  
Fresno State University,  
FSU, or CSUF



**Bulldog Bones**

- Fresno State returns seven position player starters, and its entire bullpen for the 2020 season.
- The 'Dogs return five All-MW selections in pitcher Hailey Dolcini, pitcher Danielle Lung, third baseman Schuyler Broussard, designated player and NFCA All-Region selection Hayleigh Galvan, and outfielder McKenzie Wilson, who was the 2019 MW Freshman of the Year.
- The Bulldogs recorded their 38th consecutive 30-win season in 2019 and finished fourth in the MW.
- Fresno State will face a top-ten team during opening weekend for the fifth consecutive season.
- Fresno State will face three 2019 NCAA Tournament teams over the weekend in South Florida, Florida and Michigan.

**The Bulldog Standard**

- With seven starters returning as well as the entire pitching staff and a strong freshmen class, the Bulldogs have their sights set on a MW title and a 34th trip to the NCAA Regionals.
- Fresno State has played in the postseason four of the last five seasons.
- Fresno State has won 23 conference titles 59 NCAA Regional games, making 12 trips to the Women's College World Series with four runner-up finishes and winning the 1998 title.

**Votes Are In**

- Fresno State is receiving votes in the pre-season USA Today/Coaches Poll. The team has received votes the past two seasons, but has not been ranked since 2017.
- The 'Dogs will face four teams that are ranked in the poll including No. 1 Washington, No. 6 Texas, No. 7 Florida and No. 17 Michigan.

**30 for 38**

- Fresno State recorded a 30-win season for the 38th consecutive year in 2019.
- The program has had an overall winning record in all 42 seasons of its existence.

**Bomb Squad**

- With seven returning starters Fresno State brings back 29 home runs, 154 RBIs, and 184 runs.
- Hayleigh Galvan led the 'Dogs at the plate hitting .336/.584/.457 with 10 home runs and 45 RBIs. McKenzie Wilson was a big offensive contributor hitting .393/.454/.453, and logging a team-high 72 hits.

**Mac is Back**

- Last season, McKenzie Wilson broke the single-season program and MW records with 39 steals. Wilson led the MW and all freshmen in NCAA Div. I in steals and finished the season tied for 10th in the nation overall.
- Wilson was named one of 25 finalists for the Schutt Sports / NFCA Freshman of the Year award, presented annually to the top freshman in NCAA Div. I. She is the first Bulldog to ever make the list and one of two MW players honored this year.
- Wilson was named the 2019 MW Freshman of the year, the first Bulldog ever named MW Freshman of the Year and is the first conference Freshman of the Year selection for Fresno State in 11 years, since Morgan Melloh was named WAC Freshman of the Year in 2008.
- In MW games Wilson led the league with 14 stolen bases, fourth most in conference games in MW history, and led with three triples, was tied for second with 34 hits, and ranked sixth with a .400 batting average. She reached base in each of the last 20 Fresno State MW games and in 23 of 24 total conference games while ending the regular season with a 13-game hitting streak. She had a hit in 21 of 24 MW games.
- Wilson also led the team with nine multi-hit games in conference play, including four three-hit games. She had a team-best .440 on-base percentage as well as 17 runs scored and was tied for second with 13 RBIs while striking out only four times in 85 official at-bats. She also played stellar defense with 41 putouts,

**FRESNO STATE QUICK FACTS**

UNIVERSITY INFORMATION	
Location	Fresno, Calif.
Founded	1911
Enrollment	24,500
Nickname	Bulldogs
Colors	Red and Blue
Conference	Mountain West
Facility	Margie Wright Diamond
Capacity	3,288
Press Box	(559) 326-8329
President	Dr. Joseph I. Castro
Director of Athletics	Terry Tumey
Senior Women's Administrator (SWA)	Carrie Coll
Faculty Athletics Representatives	Dr. Dawn Lewis
	Dr. Juan Carlos Gonzalez

**BULLDOG COACHING STAFF**

Head Coach	Linda Garza (UNLV, 2002)
Career Record (Years)	248-201-2 (8)
School Record (Years)	103-66 (4)
MW Record (Years)	42-29 (4)
E-Mail	Lindagarza@csufresno.edu
Office Phone	559-278-4453
Assistant Coach (Yr)	Jodie Cox (4th)
Assistant Coach (Yr)	Matt Lisle (1st)
Volunteer Assistant (Yr)	Kellen Kubo (1st)
Director of Operations (Yr)	Denise Rich (2nd)
Grad Student Manager (Yr)	Marina Demore (3rd)
Grad Student Manager (Yr)	Sydney Lahners (2nd)

**BULLDOG SOFTBALL HISTORY**

All-Time Record (Years)	1808-709-2 (42)
All-Time NCAA D1 Record (Years)	1724-652-2 (38)
All-Time Home Record (Years)	932-244-1 (42)
All-Time Conference Record (Years)	712-192 (41)
All-Time MW Record (Years)	110-50 (7)
Conference Titles (1978, 82, 83, 85, 86, 87, 88, 89, 90, 91, 92, 96, 98, 99, 2000, 01, 02, 04, 05, 06, 09, 15, 16)	23
AIWA Tournament Appearances	4 (1978, 79, 80, 81)
NCAA Tournament Appearances	33 (30 straight 1982-11)
NCAA Titles	1 (1998)
NCAA Runner-up Finishes	4
WCWS Appearances	12
All-Americans	55
Academic All-Americans	18
All-Region Selections	125
All-Conference Selections	206
Olympians (U.S.)	10 (7) players / 1 (1) coach
National Pro Fastpitch Draft Picks	24

**2020 TEAM INFORMATION**

2019 Overall Record	37-20
2018 Mountain West Record	14-10
2018 Postseason	1-2 (NISC)
Players Returning / Lost	13/11
Newcomers	10
Starting Position Players Returning / Lost	7/2
Starting Pitchers Returning / Lost	1/2
Seniors/Juniors/Sophomores/Freshmen	6/6/4/7
National Pro Fastpitch Draft Picks	24
National Pro Fastpitch Draft Picks	24
Olympians	1
Professional Players	10

**SCOUTING THE SOUTH FLORIDA TOURNAMENT**

• **Georgia State** was 8-46 overall last year and placed tenth in the Sun Belt conference with a 5-22 record. Fresno State is a perfect 3-0 against the Panthers.

• **Illinois State** finished sixth in the Missouri Valley Conference at 18-33 overall and 11-10 in conference games in 2019. Fresno State will see a familiar face as former Bulldog coach Margie Wright is serving as a volunteer assistant for the Red Birds this season. Fresno State owns the all-time record against Illinois State 3-1 defeating the Red Birds 5-0 in 2000.

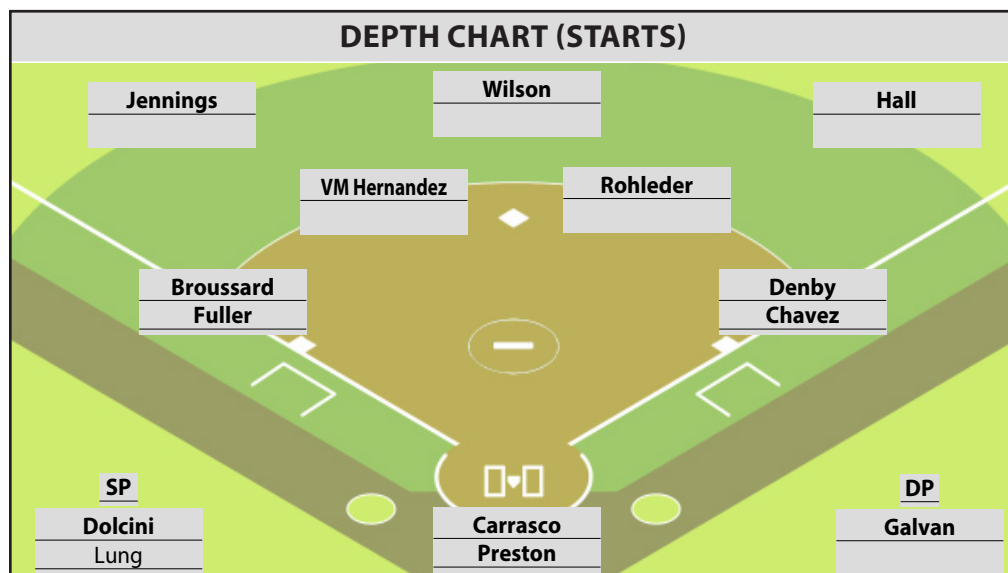
• **South Florida** qualified for the NCAA tournament for the 15th appearance in program history. The Bulls finished first in the AAC for the second consecutive season after posting a 17-4 record in conference. South Florida returns two-time AAC Pitcher of the Year and All-American Georgina Corrick ranking sixth in the NCAA finishing the season with a 1.14 ERA. The Bulls will be playing under 2018 coach of the year and 2020 Olympic coach Ken Ericksen. The Bulldogs and Bulls have met once before, a 1-0 Fresno State win in 1986.

• **Michigan** is No. 17 in the 2020 national rankings and claimed the Big 10 tournament regular season title along with the Big 10 Championship title in the 2019 season. The Wolverine's had a 22-1 conference and 43-13 overall mark while having four players among 50 on the 2020 USA Softball Player of the Year watch list. Michigan will be playing under Carol Hutchins, the winningest coach in NCAA softball history earning her 1,458th win last season. The 'Dogs hold the all-time record against Michigan 8-6, but the Wolverines have claimed the last two victories (2017).

• **Florida** was tabbed No. 7 in the USA Today and NFCA Coaches' Preseason Poll completing the 2019 season with a 49-18 overall record and 12-12 in conference play and won the SEC championships for the second consecutive season. The gators made their 10th appearance at the Women's College World Series, tying for seventh in WCWS play and received an NCAA Tournament bid for the 20th time in school history. Florida led the nation with its .986 fielding percentage in 2019 and set a school-record. Florida leads the all-time series 3-2.







two outfield assists, and just one error.

#### Full Circle

- Fresno State brings back four pitchers including All-MW selections Hailey Dolcini and Danielle Lung. Danielle East also returns to the circle as well as reshirt freshman Dariana Orme.
- Dolcini proved to be the Bulldogs' ace with a record of 17-7 and an era of 2.21.
- Lung finished her freshman season with a record of 15-5 and an era of 3.34.

#### Shutout Leader

- Fresno State led the MW with 13 shutouts in 2019. Hailey Dolcini had seven complete game shutouts and has pitched in nine total shutouts to lead the team.
- The Bulldogs tallied 13 shutouts last season, the most shutouts in a season since the 2015 team finished with 14.
- The Bulldog pitching staff also ended the regular season leading the league with a .226 opposing batting average.

#### Home Cooking

- Fresno State went 23-5 at home last season. The 2019 'Dogs recorded the most home wins since the 2012 team finished 24-8 at home.
- In 28 home game the Bulldogs hit .338 with 35 stolen

bases and a 1.53 team ERA, outscoring their opposition 153-50.

- Fresno State has had a winning home record in all 42 years of the program's existence and has won over 79% of its home games all time.

#### Super Support

- The Red Wave averaged 1,069 fans per game last year. That attendance average is the highest among all 20 Div. I schools in California (including No. 2 UCLA), second highest among all non-Power-5 schools, and 16th most in all of NCAA Div. I.
- Fresno State's total of 29,945 fans in 2019 was the 12th highest in the nation.
- No other MW team has averaged more than 484 fans per game this year, less than half of the 'Dogs average. Fresno State has averaged more than 1,000 fans per game for 26 consecutive seasons.

### IN THE RANKINGS

#### USA Today/NFCA Coaches' Poll

No.	Team (1st Place Votes)	Points
1.	<b>Washington (7)</b>	<b>755</b>
2.	Alabama (11)	752
3.	Oklahoma (4)	729
4.	UCLA (9)	716
5.	Arizona (1)	695
6.	<b>Texas</b>	<b>567</b>
7.	<b>Florida</b>	<b>533</b>
8.	Minnesota	523
9.	Florida State	512
10.	Louisiana	506
11.	LSU	506
12.	Tennessee	499
13.	Oklahoma State	433
14.	Northwestern	404
15.	Kentucky	325
16.	Georgia	297
17.	<b>Michigan</b>	<b>265</b>
18.	Texas Tech	229
19.	South Carolina	194
20.	James Madison	174
21.	Ole Miss	149
22.	Arizona State	136
23.	Auburn	127
24.	Arkansas	113
25.	Wisconsin	93

#### Receiving Votes (FS Opponents):

South Florida (19), Boise State (7), Stanford (5), Ohio State (4), San Jose State (1)

#### ESPN.com/USA Softball Poll

No.	Team (1st Place Votes)	Points
1.	Alabama (11)	
2.	<b>Washington (2)</b>	
3.	Oklahoma (3)	
4.	UCLA (3)	
5.	Arizona	
6.	Texas	
7.	Minnesota	
8.	Florida State	
9.	Florida	
10.	Louisiana	
11.	LSU	
11.	Tennessee	
13.	Oklahoma State	
14.	<b>Michigan</b>	
15.	Northwestern	
16.	Kentucky	
17.	Georgia	
18.	James Madison	
19.	Texas Tech	
20.	Arkansas	
21.	South Carolina	
22.	Arizona State	
23.	Wisconsin	
24.	Oregon	
25.	Ole Miss	

#### Receiving Votes (FS Opponents):

Stanford, South Florida, Ohio State, Boise State, San Diego State

Top-25 Bulldog opponents in **Bold**

#### 2019 BULLDOGS VS. NON-CONFERENCE (22-8)

Big West	6-1	Summit	1-0
Big Sky	3-1	Sun Belt	2-0
C-USA	1-0	WAC	2-1
Pac-12	0-4	WCC	7-0
SEC	0-1		

#### 2019 BULLDOGS VS. RANKED TEAMS (0-3)

#2/1 UCLA	L, 8-2 (2-7-19)
#2/1 UCLA	L, 8-0 (5) (2-16-19)
#7/7 Tennessee	L, 4-2 (2-28-19)


### PRESEASON MW COACHES POLL

SCHOOL (1ST PLACE VOTES)	POINTS
1. San Jose State (2)	53
2. San Diego State (3)	50
3. Colorado State (1)	45
3. UNLV (1)	45
5. <b>Fresno State (1)</b>	<b>44</b>
6. Boise State (1)	41
7. Nevada	23
8. Utah State	15
9. New Mexico	8






#00 - Jr. - OF  
Aaliyah Cuevas



#3 - Sr. - OF  
Kaitlyn Jennings




#4 - Fr. - UT  
Adrianna Noriega



#5 - Fr. - IF  
Alesia Denby




#7 - Jr. - RHP  
Hailey Dolcini




#8 - Sr. - IF  
Schuyler Broussard




#9 - Sr. - IF  
Miranda Rohleder



#10 - Fr. - IF  
Tianna Williams




#11 - Jr. - LHP  
Danielle East



#13 - So. - UT  
Bailey Clifton



#15 - Sr. - C/OF  
Hayleigh Galvan



#16 - So. - IF  
Madison Wallace



#17 - Sr. - C/DP  
Kelcey Carrasco



#20 - So. - RHP  
Danielle Lung



#21 - So. - OF  
McKenzie Wilson




#23 - So. - IF  
Vanessa M. Hernandez




#24 - RFr. - RHP  
Dariana Orme




#25 - Jr. - OF  
Julianna Martinez



#27 - So. - C  
Alexandra Preston



#32 - Fr. - IF  
Christina Chavez



#34 - Fr. - RHP/1B  
Lexie Webb



#38 - Jr. - OT  
Kelsey Hall



#52 - Sr. - IF  
Haley Fuller



Head Coach  
Linda Garza



Assistant Coach  
Jodie Cox



Assistant Coach  
Matt Lisle



Director of Operations  
Denise Rich



Graduate Manager  
Marina Demore



Graduate Manager  
Sydney Lahners



Volunteer Assistant  
Coach  
Kellen Kubo





**THE GARZA FILE**

- Fresno State Head Coach - 2017-Pres. (103-66)
- UC Riverside Head Coach - 2013-16 (114-105-1)
- Cal Poly Associate Head Coach - 2011-12
- Wright State Head Coach - 2010 (31-30-1)
- Purdue Assistant Coach - 2006-09
- Tulsa Assistant Coach - 2005
- Arkansas Assistant Coach - 2003-04
- UNLV Student Assistant - 2002
- UNLV Student-Athlete - 1998-2001

**LINDA GARZA****Head Coach • 4th Season • UNLV, 2002 • Fresno, Calif.**

Fresno native Linda Garza enters her fourth season as head coach of the Fresno State softball program in 2019. Garza became Fresno State's fourth head coach in its storied history in July of 2016.

In 2019 Garza guided the Bulldogs to their most wins since the 2016 season and a postseason berth in the National Invitational Softball Championship (NISC). With 37 wins the 'Dogs recorded their 38th consecutive 30-win season while going 23-5 at home, the most home wins by a Fresno State team since the 2012 season. Fresno State finished the year 37-20 overall and 14-10 in the MW after sweeping NCAA Tournament qualifier Boise State in the last conference series of the season and winning five of their last six MW series.

In her second season leading the program, Garza guided the Bulldogs to their 37th consecutive 30-win season and a winning record for the 41st straight year since the program's inception. The team finished with a 31-23 overall record and a 14-10 mark in the Mountain West despite losing four starting position players and the reigning MW Pitcher of the Year from the 2017 squad. The Bulldogs finished in third place in the Mountain West, extending the program's run of 26 consecutive top-three conference finishes.

In 2018 Garza led the 'Dogs to a 10-game winning streak, the longest since a program-record 23 straight wins in 2016, and had the team earn votes in the USA Today/NFCA Coaches' Poll in three different weeks. Bulldog hitters shattered program and Mountain West records with 71 hit-by-pitches in 2018, the second highest total in NCAA Div. I, and drew a program-record 213 walks as the team ranked fifth in all of NCAA Div. I with a .410 season on-base percentage.

A total of five Bulldogs earned All-Mountain West honors in 2018 with four first team selections. The 'Dogs had one All-MW First Team selection from each class, as senior Katie Castellon, junior Rachel Minogue, sophomore Hayleigh Galvan, and freshman Danielle East earned the honor. Sophomore pitcher Samantha Mejia received a Second Team selection. Galvan also earned NFCA All-Region honors as she was named to the Pacific region third team.

In her first season in 2017, Garza took over a team that had won back-to-back Mountain West Championships, but lost eight seniors to graduation, including the reigning MW Pitcher of the Year and MW Defensive Player

of the Year.

She wrapped up her first season at the helm of the program with a 35-23 record, continuing Fresno State's streak of 36 straight 30-win seasons, and the Bulldogs' 33rd NCAA Tournament appearance. Fresno State tied for third place in the MW with a 14-9 conference record and received an at-large bid into the NCAA Tournament Seattle Regional. In the regional, the 'Dogs fell to No. 20 Michigan 3-1, shut out Montana 7-0, then fell to Michigan again, 4-0.

Five players on the Bulldogs' 2017 squad were named NFCA All-Pacific Region, four were selected to All-MW teams (two first-team and two second-team) and sophomore pitcher Kamalani Dung earned the honor of MW Pitcher of the Year. Fresno State also had seven MW All-Academic selections.

Prior to coming to Fresno State, Garza spent four seasons at the helm of the UC Riverside program, in which the team won 39 and 32 games in 2015 and 2016, respectively. Garza also led Wright State to a 31-win season, Horizon League title and an automatic NCAA tournament berth in 2010.

Prior to her time at UC Riverside, Garza was an associate head coach at Cal Poly (2010-12), head coach at Wright State (2009-10), and an assistant coach at Purdue (2005-09), Tulsa (2004-05) and Arkansas (2002-04).

In the summer of 2012, Garza took over an 11-year-old UC Riverside program that had yet to have a winning season and averaged only 17.4 wins per season over that span. The Highlanders went 13-33 in 2011 and by 2015 she led them to a 39-17 record and the 14th-best ERA (2.13) in the nation. The team averaged 28.8 wins under the leadership of Garza and she coached over 10 All-Big West student-athletes, three NFCA all-region performers, and back-to-back 20-game winning pitchers in 2015 and 2016.

During her time at UCR, nearly every major offensive, defensive and pitching records were set. Its back-to-back 30-win seasons (2015-16) were a first for the program since joining the Big West in 2002 and its 2015 RPI ranking (70) was its highest ever. Garza's student-athletes also shined in the classroom - posting the program's highest team grade point average (GPA) in program history in 2014 at 3.33.

Prior to UCR, Garza was the associate head coach/recruiting coordinator for Cal Poly (2010-12), while coaching the outfield and assisting with hitting and the infield. She also assisted with all day-to-day operations of the program.

As the head coach at Wright State in 2010, the Raiders established single-season records for hits (538), walks (148) and stolen bases (150). This came after serving as an assistant at Purdue and aiding the Boilermakers to 30-plus victories during each of her four seasons.

Garza received her start at UNLV as a student assistant following her playing career from 1998-2001, posting a .262 career batting average as a four-year starter and earning a spot on the All-Mountain West team. She finished her career with 155 straight starts and was among the program's top 10 players for doubles, walks, hits and sacrifices.

A four-time All-MW academic honoree, she received her bachelor's degree in school health education with a minor in athletic coaching and physical education in 2002. Garza earned her master's degree in kinesiology in 2009 from Texas Woman's University.

**GARZA CAREER HEAD COACHING RECORD**

Years	School	Overall	Conference	Postseason
2010	Wright State	31-30-1	16-8 Horizon (2nd)	NCAA Regional (1-2)
2013	UC Riverside	20-35	4-20 BWC (9th)	
2014	UC Riverside	23-31	4-17 BWC (8th)	
2015	UC Riverside	39-17	11-10 BWC (5th)	
2016	UC Riverside	32-22-1	8-13 BWC (6th)	
2017	Fresno State	35-23	14-9 MW (T-3rd)	NCAA Regional (1-2)
2018	Fresno State	31-23	14-10 MW (3rd)	
2019	Fresno State	37-20	14-10 MW (4th)	NISC Regional (1-2)
<b>TOTAL</b>	<b>8 SEASONS</b>	<b>248-201-2</b>	<b>42-29 MW</b>	<b>2x NCAA Regionals</b>





## INDIVIDUAL SINGLE GAME HIGHS

**00 • Aaliyah Cuevas**

Jr., 5-2, OF

**Career Single-Game Highs**

Category	#	Opponent (Date)
Runs	1	29x
Stolen Bases	1	4x

**3 • Kaitlyn Jennings**

Sr., 5-3, OF

**Career Single-Game Highs**

Category	#	Opponent (Date)
At-Bats	4	5x
Hits	3	at Stanford (4/3/18)
Home Runs	2	at Nevada (5/12/18)
Runs	3	at Nevada (5/12/18)
RBI	3	vs. San Diego State (4/22/18)
Doubles	1	8x
Triples	1	4x
Total Bases	8	at Nevada (5/12/18)
Walks	3	vs. Cal Poly (3/2/18)
Sacrifice hits	1	6x
Hit By Pitch	2	2x
Stolen Bases	2	vs. Cal Poly (3/2/18)
Putouts	6	vs. Boise State (5/10/19)
Assists	1	2x

**4 • Adrianna Noriega**

Fr., 5-6, UT

**Career Single-Game Highs**

Category	#	Opponent (Date)
----------	---	-----------------

**5 • Alesia Denby**

Fr., 5-5, IF

**Career Single-Game Highs**

Category	#	Opponent (Date)
----------	---	-----------------

**7 • Hailey Dolcini**

Jr., 6-0, RHP

**Career Single-Game Highs**

Category	#	Opponent (Date)
Innings pitched	7.0	11x
Strikeouts	11	vs. LMU (2/28/19)
Shutouts	1	7x
Assists	2	2x
Putouts	2	vs. Santa Clara (3/31/19)

**8 • Schuyler Broussard**

Sr., 5-5, IF

**Career Single-Game Highs**

Category	#	Opponent (Date)
At-bats	5	at Utah State (4/20/19)
Hits	3	2x
Home runs	2	at Utah State (4/20/19)
RBI	5	vs. Purdue (2/11/18)
Runs	2	4x
Doubles	2	at San Diego State (5/3/19)
Triples	1	3x
Total bases	6	vs. Northwestern (3/4/17)
Walks	2	vs. Louisiana (3/4/18)
Hit-By-Pitch	2	vs. Colorado State (3/23/18)
Putouts	5	vs. Bakersfield (3/21/17)
Assists	4	12x

**9 • Miranda Rohleder**

Sr., 5-4, IF

**Career Single-Game Highs**

Category	#	Opponent (Date)
At-bats	5	7x
Hits	5	vs. Stanford (2/12/17)
Home runs	1	3x
RBI	3	2x
Runs	5	vs. Stanford (2/12/17)
Doubles	2	vs. Utah State (4/8/18)
Triples	2	vs. Pacific (2/17/18)
Total bases	10	vs. Stanford (2/12/17)
Stolen bases	3	at New Mexico (3/31/18)
Walks	3	vs. Saint Mary's (2/8/19)
Hit By Pitch	1	4x
Putouts	8	vs. BYU (3/11/17)
Assists	5	2x

**10 • Tianna Williams**

Fr., 5-3, IF

**Career Single-Game Highs**

Category	#	Opponent (Date)
----------	---	-----------------

**11 • Danielle East**

Jr., 5-5, LHP

**Career Single-Game Highs**

Category	#	Opponent (Date)
Innings pitched	8.0	vs. Stanford (2/10/18)
Strikeouts	15	at New Mexico (3/30/18)
Shutouts	1	6x
No-Hitter	1	at New Mexico (3/30/18)
Assists	4	at San Diego State (5/4/19)
Putouts	2	2x

**13 • Bailey Clifton**

So., 5-8, UT

**Career Single-Game Highs**

Category	#	Opponent (Date)
At-bats	1	vs. San Diego (2/28/19)

**15 • Hayleigh Galvan**

Sr., 5-7, C/DP

**Career Single-Game Highs**

Category	#	Opponent
At-bats	5	vs. Georgia State (2/8/19)
Hits	3	3x
Home runs	2	vs. Boise State (5/10/19)
Doubles	2	vs. UC Riverside (2/17/19)
Triples	1	2x
RBI	4	at San Jose State (4/15/18)
Runs	3	vs. New Mexico (4/26/19)
Total bases	9	vs. Boise State (5/10/19)
Walks	3	at New Mexico (3/29/18)
Hit By Pitch	1	15x
Sacrifice Flies	1	3x
Stolen Bases	1	vs. Cleveland St (3/10/18)
Putouts	15	at New Mexico (3/30/18)
Assists	1	10x

**16 • Madison Wallace**

So., 5-6, IF

**Career Single-Game Highs**

Category	#	Opponent (Date)
Runs	1	vs. Georgia State (2/8/19)

**17 • Kelcey Carrasco**

Sr., 5-10, C/DP

**Career Single-Game Highs**

Category	#	Opponent
At-bats	4	3x
Hits	3	2x
Runs	3	at Utah State (4/18/19)
RBI	4	vs. New Mexico (4/26/19)
Home Runs	1	5x
Doubles	1	5x
Total bases	7	at Utah State (4/18/19)
Walks	1	9x
Hit By Pitch	1	5x
Sacrifice Bunts	1	2x
Putouts	11	2x
Assists	3	vs. San Jose State (3/23/19)

**20 • Danielle Lung**

So., 5-9, RHP

**Career Single-Game Highs**

Category	#	Opponent (Date)
Innings pitched	7.2	vs. Nevada (4/14/19)
Strikeouts	13	vs. Montana (3/8/19)
Shutouts	1	vs. Montana (3/8/19)
Assists	2	2x
Putouts	2	vs. Sacramento St (4/10/19)

**21 • McKenzie Wilson**

So., 5-11, OF

**Career Single-Game Highs**

Category	#	Opponent
At-bats	5	2x
Hits	3	8x
Runs	3	vs. Sacramento St (4/10/19)
RBI	3	vs. New Mexico (4/27/19)
Home Runs	1	vs. Stanford (4/23/19)
Doubles	1	2x
Triples	1	3x
Total bases	5	2x
Walks	1	16x
Hit By Pitch	2	vs. UT Arlington (2/7/19)
Sacrifice Bunts	1	4x
Stolen Bases	3	at Utah State (4/18/19)
Putouts	5	2x
Assists	1	4x

**23 • Vanessa M. Hernandez**

So., 5-10, IF

**Career Single-Game Highs**

Category	#	Opponent (Date)
At-bats	4	3x
Hits	2	4x
RBI	3	2x
Runs	2	2x
Doubles	1	6x
Triples	1	2x
Home Runs	1	2x
Sacrifice Bunts	1	4x
Total Bases	5	at Utah State (4/18/19)
Stolen Bases	1	vs. Cal Poly (2/16/19)
Walks	2	vs. Georgia State (2/8/19)
Hit By Pitch	1	vs. New Mexico (4/26/19)
Putouts	5	vs. San Diego (3/29/19)
Assists	5	vs. San Jose State (3/23/19)

**24 • Dariana Orme**

R-Fr., 5-7, RHP

**Career Single-Game Highs**

Category	#	Opponent (Date)
----------	---	-----------------





## INDIVIDUAL SINGLE GAME HIGHS

**25 • Julianna Martinez**

Jr., 5-5, OF

**Career Single-Game Highs**

Category .....#..... Opponent (Date)  
 At-bats ..... 3 ..... vs. LMU (2/28/19)  
 Hits ..... 1 ..... 2x  
 Runs ..... 1 ..... 6x  
 Total Bases ..... 1 ..... 2x  
 Walks ..... 1 ..... at Utah State (4/20/19)  
 Stolen Bases ..... 1 ..... vs. Saint Mary's (2/8/19)  
 Putouts ..... 3 ..... vs. UT San Antonio (3/1/19)

**27 • Alexandra Preston**

So., 5-5, C

**Career Single-Game Highs**

Category .....#..... Opponent (Date)  
 At-bats ..... 1 ..... 2x  
 Hits ..... 1 ..... vs. San Diego (3/28/19)  
 Runs ..... 1 ..... vs. San Diego (3/28/19)  
 Total Bases ..... 1 ..... vs. San Diego (3/28/19)  
 Putouts ..... 1 ..... vs. Santa Clara (3/30/19)  
 Assists ..... 1 ..... vs. Santa Clara (3/30/19)

**32 • Christina Chavez**

Fr., 5-8, IF

**Career Single-Game Highs**

Category .....#..... Opponent (Date)

**34 • Lexie Webb**

Fr., 5-6, RHP/1B

**Career Single-Game Highs**

Category .....#..... Opponent (Date)

**38 • Kelsey Hall**

Fr., 5-7, OF

**Career Single-Game Highs**

Category .....#..... Opponent (Date)

**52 • Haley Fuller**

Sr., 5-7, IF

**Career Single-Game Highs**

Category .....#..... Opponent (Date)  
 At-bats ..... 4 ..... 3x  
 Hits ..... 2 ..... 2x  
 RBI ..... 2 ..... at Long Beach St (2/15/19)  
 Runs ..... 1 ..... 8x  
 Doubles ..... 1 ..... 6x  
 Triples ..... 1 ..... at Nevada (5/12/18)  
 Total bases ..... 3 ..... 3x  
 Walks ..... 2 ..... 2x  
 Hit By Pitch ..... 1 ..... 2x  
 Putouts ..... 5 ..... vs. UC Riverside (2/17/19)  
 Assists ..... 4 ..... vs. San Jose St. (4/23/17)







## 2019 RESULTS

**2019 Fresno State Softball**  
**Game Results for Fresno State (as of Feb 02, 2020)**  
**(All games)**

Date	Opponent	Score	Inns	Overall	MW	Pitcher of record	Attend	Time
Feb 07, 2019	vs #1 UCLA	L 2-8	7	0-1-0	0-0-0	EAST, D. (L 0-1)	537	2:22
Feb 07, 2019	vs UT Arlington	w 5-4	(9)	1-1-0	0-0-0	EAST, D. (W 1-1)	537	3:02
Feb 08, 2019	vs St. Mary's	w 4-3	7	2-1-0	0-0-0	EAST, D. (W 2-1)	720	2:50
Feb 08, 2019	vs Georgia State	w 10-1	7	3-1-0	0-0-0	DOLCINI, H. (W 1-0)	720	2:25
Feb 09, 2019	at Hawaii	L 6-7	7	3-2-0	0-0-0	EAST, D. (L 2-2)	549	2:15
Feb 15, 2019	vs Oregon State	L 0-5	7	3-3-0	0-0-0	EAST, D. (L 2-3)	266	2:02
Feb 15, 2019	at Long Beach State	w 6-3	7	4-3-0	0-0-0	DOLCINI, H. (W 2-0)	360	1:39
Feb 16, 2019	vs Cal Poly	w 8-0	5	5-3-0	0-0-0	DOLCINI, H. (W 3-0)	325	1:37
Feb 16, 2019	at #1 UCLA	L 0-8	5	5-4-0	0-0-0	LUNG, D. (L 0-1)	1434	1:51
Feb 17, 2019	vs UC Riverside	w 12-0	6	6-4-0	0-0-0	EAST, D. (W 3-3)	250	2:06
Feb 18, 2019	at California Baptist	L 0-8	5	6-5-0	0-0-0	DOLCINI, H. (L 3-1)	358	1:36
Feb 28, 2019	vs #7 Tennessee	L 2-4	7	6-6-0	0-0-0	EAST, D. (L 3-4)	775	1:56
Feb 28, 2019	vs Loyola Marymount	w 4-1	7	7-6-0	0-0-0	DOLCINI, H. (W 4-1)	775	2:28
Mar 01, 2019	vs UT San Antonio	w 10-1	6	8-6-0	0-0-0	LUNG, D. (W 1-1)	220	1:54
Mar 07, 2019	UC SANTA BARBARA	w 6-2	7	9-6-0	0-0-0	DOLCINI, H. (W 5-1)	650	2:15
Mar 08, 2019	NORTH DAKOTA	w 5-3	7	10-6-0	0-0-0	LUNG, D. (W 2-1)	1124	2:04
Mar 08, 2019	MONTANA	w 8-0	6	11-6-0	0-0-0	LUNG, D. (W 3-1)	1124	1:54
Mar 09, 2019	MONTANA	w 6-0	7	12-6-0	0-0-0	DOLCINI, H. (W 6-1)	1179	1:51
Mar 10, 2019	CALIFORNIA BAPTIST	w 6-4	7	13-6-0	0-0-0	LUNG, D. (W 4-1)	1162	2:12
Mar 10, 2019	UC SANTA BARBARA	w 3-1	7	14-6-0	0-0-0	EAST, D. (W 4-4)	1162	1:54
* Mar 15, 2019	at Colorado State	L 4-8	7	14-7-0	0-1-0	DOLCINI, H. (L 6-2)	389	2:30
* Mar 16, 2019	at Colorado State	L 4-12	6	14-8-0	0-2-0	DOLCINI, H. (L 6-3)	456	2:33
* Mar 17, 2019	at Colorado State	L 5-11	7	14-9-0	0-3-0	EAST, D. (L 4-5)	432	2:20
Mar 20, 2019	CSUN	w 2-0	7	15-9-0	0-3-0	DOLCINI, H. (W 7-3)	756	1:55
* Mar 22, 2019	SAN JOSE STATE	L 2-3	7	15-10-0	0-4-0	DOLCINI, H. (L 7-4)	1073	1:58
* Mar 23, 2019	SAN JOSE STATE	L 2-4	7	15-11-0	0-5-0	EAST, D. (L 4-6)	1094	2:18
* Mar 24, 2019	SAN JOSE STATE	w 4-3	7	16-11-0	1-5-0	LUNG, D. (W 5-1)	1127	2:00
Mar 28, 2019	SAN DIEGO	w 14-0	5	17-11-0	1-5-0	DOLCINI, H. (W 8-4)	819	1:55
Mar 29, 2019	SAN DIEGO	w 5-0	7	18-11-0	1-5-0	LUNG, D. (W 6-1)	899	2:04
Mar 30, 2019	SANTA CLARA	w 12-4	6	19-11-0	1-5-0	LUNG, D. (W 7-1)	1283	2:04
Mar 30, 2019	PACIFIC	w 6-2	7	20-11-0	1-5-0	DOLCINI, H. (W 9-4)	1283	2:05
Mar 31, 2019	SANTA CLARA	w 6-0	7	21-11-0	1-5-0	DOLCINI, H. (W 10-4)	1460	1:57
Mar 31, 2019	CSU BAKERSFIELD	w 5-3	7	22-11-0	1-5-0	LUNG, D. (W 8-1)	1460	2:00
* Apr 05, 2019	at UNLV	L 0-7	7	22-12-0	1-6-0	DOLCINI, H. (L 10-5)	468	2:10
* Apr 06, 2019	at UNLV	w 4-0	7	23-12-0	2-6-0	LUNG, D. (W 9-1)	345	2:22
* Apr 07, 2019	at UNLV	w 5-3	7	24-12-0	3-6-0	LUNG, D. (W 10-1)	375	2:36
Apr 10, 2019	SACRAMENTO STATE-1	L 0-3	7	24-13-0	3-6-0	LUNG, D. (L 10-2)	734	2:05
Apr 10, 2019	SACRAMENTO STATE-2	w 4-0	7	25-13-0	3-6-0	DOLCINI, H. (W 11-5)	734	1:49
* Apr 12, 2019	NEVADA	w 10-2	5	26-13-0	4-6-0	LUNG, D. (W 11-2)	1023	2:00
* Apr 13, 2019	NEVADA	w 6-0	7	27-13-0	5-6-0	DOLCINI, H. (W 12-5)	1162	1:59
* Apr 14, 2019	NEVADA	L 1-5	(8)	27-14-0	5-7-0	LUNG, D. (L 11-3)	1034	2:37
* Apr 18, 2019	at Utah State	w 11-6	7	28-14-0	6-7-0	LUNG, D. (W 12-3)	293	2:50
* Apr 19, 2019	at Utah State	w 5-2	7	29-14-0	7-7-0	DOLCINI, H. (W 13-5)	327	1:54
* Apr 20, 2019	at Utah State	w 7-5	(9)	30-14-0	8-7-0	LUNG, D. (W 13-3)	293	3:16
Apr 23, 2019	STANFORD	L 2-3	7	30-15-0	8-7-0	LUNG, D. (L 13-4)	914	2:17
* Apr 26, 2019	NEW MEXICO	w 9-1	5	31-15-0	9-7-0	DOLCINI, H. (W 14-5)	891	1:31
* Apr 27, 2019	NEW MEXICO	w 5-1	7	32-15-0	10-7-0	LUNG, D. (W 14-4)	908	2:14
* Apr 28, 2019	NEW MEXICO	w 4-0	7	33-15-0	11-7-0	DOLCINI, H. (W 15-5)	1024	2:03
* May 03, 2019	at San Diego State	L 0-1	7	33-16-0	11-8-0	LUNG, D. (L 14-5)	316	2:02
* May 04, 2019	at San Diego State	L 1-3	7	33-17-0	11-9-0	EAST, D. (L 4-7)	389	1:57
* May 05, 2019	at San Diego State	L 2-4	7	33-18-0	11-10-0	DOLCINI, H. (L 15-6)	303	1:53
* May 09, 2019	BOISE STATE	w 5-0	7	34-18-0	12-10-0	DOLCINI, H. (W 16-6)	1069	1:51
* May 10, 2019	BOISE STATE	w 10-2	5	35-18-0	13-10-0	LUNG, D. (W 15-5)	1426	1:42
* May 11, 2019	BOISE STATE	w 5-4	7	36-18-0	14-10-0	DOLCINI, H. (W 17-6)	1371	1:55
May 16, 2019	vs UC Riverside	w 18-10	5	37-18-0	14-10-0	EAST, D. (W 5-7)	92	2:23
May 17, 2019	vs Nevada	L 3-8	7	37-19-0	14-10-0	DOLCINI, H. (L 17-7)	126	1:58
May 17, 2019	vs Loyola Marymount	L 5-8	7	37-20-0	14-10-0	EAST, D. (L 5-8)	162	2:37

\* = Conference game

() extra inning game





## 2019 OVERALL STATS

**2019 Fresno State Softball**  
**Overall Statistics for Fresno State (as of Feb 02, 2020)**  
**(All games Sorted by Batting avg)**

Record: 37-20 Home: 23-5 Away: 6-10 Neutral: 8-5 MW: 14-10

Player	avg	gp-gs	ab	r	h	2b	3b	hr	rbi	tb	slg%	bb	hp	so	gdp	ob%	sf	sh	sb-att	po	a	e	fld%
21 WILSON, McKenzie	.393	57-57	183	48	72	2	3	1	20	83	.454	17	3	11	0	.453	0	4	39-47	82	4	1	.989
1 MINOGUE, Rachel	.341	57-57	176	16	60	17	1	4	42	91	.517	11	4	2	2	.387	3	1	0-0	257	9	3	.989
15 GALVAN, Hayleigh	.336	56-55	149	23	50	7	0	10	45	87	.584	29	5	21	2	.457	1	0	0-0	65	1	1	.985
10 HERNANDEZ, Van	.322	57-57	171	31	55	20	1	7	40	98	.573	17	2	12	2	.387	1	2	0-1	95	2	1	.990
3 JENNINGS, Kaitlyn	.300	54-29	80	30	24	5	2	2	10	39	.488	15	2	9	0	.423	0	1	3-7	66	1	3	.957
9 ROHLER, Mirand	.297	57-57	155	32	46	3	5	0	17	59	.381	32	2	35	0	.421	1	7	8-10	99	87	5	.974
34 NUA, Jade	.295	47-32	88	24	26	5	1	2	15	39	.443	12	13	19	1	.447	1	1	1-2	42	2	1	.978
8 BROUSSARD, Schu	.275	53-44	109	16	30	7	1	8	20	63	.578	13	5	16	0	.378	0	10	0-0	43	69	6	.949
17 CARRASCO, Kelce	.274	55-49	135	13	37	5	0	5	23	57	.422	9	5	13	2	.342	0	2	0-1	231	17	4	.984
23 HERNANDEZ, Van	.246	56-56	130	22	32	6	2	3	19	51	.392	18	1	26	0	.342	0	5	1-1	95	83	13	.932
-----																							
27 PRESTON, Alexand	.500	2-0	2	1	1	0	0	0	0	1	.500	0	0	0	0	.500	0	0	0-0	1	1	0	1.000
25 MARTINEZ, Juliann	.250	25-3	8	7	2	0	0	0	0	2	.250	1	0	2	0	.333	0	0	1-1	5	0	0	1.000
52 FULLER, Haley	.220	33-16	50	5	11	4	0	0	6	15	.300	5	2	15	0	.316	0	0	0-0	15	11	3	.897
14 BRODNER, Emily	.182	16-1	11	0	2	1	0	0	2	3	.273	0	0	3	0	.182	0	5	0-0	6	0	0	1.000
4 JACKSON, Dominiq	.000	6-0	5	0	0	0	0	0	0	0	.000	1	0	3	0	.167	0	0	0-0	0	0	0	.000
12 STEVENS, Dolly	.000	21-0	2	6	0	0	0	0	0	0	.000	1	0	1	0	.333	0	0	2-2	3	1	0	1.000
13 CLIFTON, Bailey	.000	1-0	1	0	0	0	0	0	0	0	.000	0	0	1	0	.000	0	0	0-0	0	0	0	.000
16 WALLACE, Madiso	.000	4-0	0	1	0	0	0	0	0	0	.000	0	0	0	0	.000	0	0	0-0	0	0	0	.000
0 CUEVAS, Aaliyah	.000	48-0	0	21	0	0	0	0	0	0	.000	0	0	0	0	.000	0	0	1-2	0	0	0	.000
Totals	.308	57	1455	296	448	82	16	42	259	688	.473	181	44	189	9	.399	7	38	56-74	1119	341	43	.971
Opponents	.235	57	1413	191	332	59	5	33	172	500	.354	171	33	281	6	.330	9	28	24-32	1074	442	73	.954

LOB - Team (357), Opp (348). DPs turned - Team (22), Opp (24). CI - Team (2), CARRASCO, K. 2. IBB - Team (1), GALVAN, H. 1, Opp (6). Picked off - MINOGUE, R. 1, CUEVAS, A. 1, JENNINGS, K. 1, MARTINEZ, J. 1.

## (All games Sorted by Earned run avg)

Player	era	w-l	app	gs	cg	sho	sv	ip	h	r	er	bb	so	2b	3b	hr	b/avg	wp	hp	bk	sfa	sha
7 DOLCINI, Hailey	2.21	17-7	30	24	13	7/2	2	145.2	126	57	46	50	139	21	1	13	.230	6	6	0	2	9
20 LUNG, Danielle	3.34	15-5	34	20	4	1/2	1	128.0	114	74	61	91	92	22	3	9	.235	12	15	0	3	12
11 EAST, Danielle	3.66	5-8	38	13	4	1/4	4	99.1	92	60	52	30	50	16	1	11	.243	8	12	0	4	7
Totals	2.98	37-20	57	57	21	13/4	7	373.0	332	191	159	171	281	59	5	33	.235	26	33	0	9	28
Opponents	4.85	20-37	57	57	18	6/0	4	358.0	448	296	248	181	189	82	16	42	.308	28	44	0	7	38

PB - Team (5), CARRASCO, K. 3, BRODNER, E. 1, PRESTON, A. 1, Opp (9). Pickoffs - Team (0), Opp (4). SBA/ATT - CARRASCO, K. (18-26), LUNG, D. (9-13), DOLCINI, H. (6-10), EAST, D. (9-9), GALVAN, H. (4-4), BRODNER, E. (2-2).

