



PRIDE OF THE VALLEY



FRESNO STATE BASEBALL

2020 MEDIA GUIDE




TABLE OF CONTENTS

Intro.....	1	Bulldogs in the Pros.....	49
2020 Quick Facts	2	Bulldogs in the MLB Draft.....	50-52
2020 Schedule.....	3	Records.....	53
2020 Roster.....	4	Team Records Summary.....	53
2020 Bulldogs	5	Individual Records Summary	54
Returning Players	5-14	Top 10 Career Hitting Leaders.....	55
Newcomers.....	15-16	Top 10 Career Pitching Leaders.....	56
Coaches & Staff.....	17	Top 10 Single-Season Hitting Leaders	57
Head Coach Mike Batesole.....	17	Top 10 Single-Season Pitching Leaders	58
Assistant Coach Ryan Overland	18	Yearly Statistical Leaders	59-60
Assistant Coach Greg Gonzalez.....	18	Bulldogs in the NCAA Records Books.....	61-62
Support Staff	19	All-American Selections.....	63
2019 Review	20	Other National Honors.....	64
2019 Overall Statistics.....	20	Conference Honors	65-67
2019 Mountain West Statistics.....	21	All-Time Letterwinners	68-72
2019 Results.....	22	Fresno State Baseball Retired Jerseys.....	73
History	23	Bulldog Hall of Fame	73
Year-by-Year Team Record/Championships.....	25	Fresno State Legacy: Bob Bennett.....	74
All-Time Series Records	26		
Year-by-Year Results.....	27-43		
History	44		
Game-by-Game Postseason History.....	44-45		
All-Time Record vs. Opp. in Postseason.....	46		
Bulldogs in the College World Series Record Book	47-48		
Fresno State National TV Appearances.....	48		

Credits

The 2020 Fresno State baseball media supplement is a product of the Fresno State Athletic Communications office. Written, edited and designed by Travis Blanshan and Matt Burkholder. Cover by University Communications Staff.

Photos by Cary Edmondson and Keith Kountz.



Paul Loeffler

BULLDOG SPORTS NETWORK

940 AM ESPN Radio is the home of the Bulldog Sports Network. Fresno State baseball games are broadcast live on ESPN's 50,000-watt signal, allowing fans all over the Valley to listen to Fresno State baseball games.

Paul Loeffler is the Voice of Bulldog baseball, football and men's basketball.

<u>Station</u>	<u>Frequency</u>	<u>Language</u>
KFIG-ESPN	940 AM	English
KFPT-ESPN "The Deuce"	790 AM	English

FRESNO STATE IDENTIFICATION

For athletics department purposes, the University prefers to be called simple **FRESNO STATE** - never Fresno State University and never shorten to Fresno.

For graphics or abbreviations, we ask that you please use **FS** - not FRES, FSU, CSUF or Fresno. Another acceptable abbreviation is Fresno St.

The University's formal name is California State University, Fresno. Fresno State is the preferred reference, less formal name for the university. It is acceptable as a first text reference, as well as subsequent references.

"V" IS FOR VALLEY

Fresno State prides itself on being the "Valley's team." This pride can be seen in the form of a green V on the Bulldogs' uniforms, as a symbol to the agricultural community of Central Valley of California.

The San Joaquin Valley is the world's richest agricultural valley in export dollars.





Fresno State Baseball

2020 Quick Facts



GENERAL INFORMATION

Name of School	Fresno State
Location	Fresno, CA 93740
Founded	1911
Enrollment	25,000
Nickname	Bulldogs
School Colors	Red and Blue
Home Field (Capacity)	Pete Beiden Field at Bob Bennett Stadium (3,575)
Surface/Dimensions L-R	Grass/330-370-400-370-330
Affiliation	NCAA Division I
Conference	Mountain West (8th Yr.)
President	Dr. Joseph I. Castro
Director of Athletics	Terry Tumey
Athletic Dept. Phone	559-278-2643
Ticket Office Phone	559-278-3647
Baseball Office	559-278-2178

TEAM HISTORY

First Season of Baseball	1922
All-Time Record	2,635-1577-5 (.625)
Highest Ranking	No. 1 (4x, last 2008)
NCAA Titles	1 (2008)
NCAA College World Series Appearances (last)	4 (2008)
NCAA Tournament Appearances (last)	35 (2019)
NCAA Tournament Record	69-76 (.476)
NCAA Regional Record	60-68 (.469)
Conference Championships	35
Last Conference Championship	2019 (MW)

COACHING STAFF

Head Coach	Mike Batesole (Cal State Fullerton, '90), 18th Season
Record at Fresno State	583-441-1 (.569) (17 years)
Career Record	839-599-2 (.583) (24 years)
NCAA Tournament Record (App.)	21-20 (10)
Conference Championships	14 (Reg. Sea. - 7; Tourn. - 7)
National Championships	1 (2008)
National Coach of the Year	2 ('98, '08)
Assistant Coaches	Ryan Overland (Fresno State, '08), 8th Season
	Greg Gonzalez (Fresno State, '11), 1st Season
Director of Operations	Kody Batesole, 5th Season

ATHLETIC COMMUNICATIONS

Primary Baseball Contact	Travis Blanshan
E-mail	tblanshan@csufresno.edu
Office	559-278-4647
Cell	559-575-1399
Fax	559-278-4689
Press Box Phone	559-278-5951
Office Address	5305 N. Campus Drive NG 27
	Fresno, CA 93740
Website	www.gobulldogs.com
Facebook/Instagram/YouTube	FresnoStateAthletics
Twitter	@FresnoStateBSB

TEAM INFORMATION

2019 Overall Record	40-16-1
Home/Away/Neutral (Overall)	15-8-1/18-6/7-2
2019 Conference Record/Finish	20-8-1/1st
Home/Away (Conf.)	9-7-1/11-1
2019 MW Conference Tournament	Won Tournament Title
2019 Postseason	Went 2-2 in NCAA Tournament
2019 Final Ranking	No. 21 (Baseball America), No. 25 (D1 Baseball & CB Newspaper), No. 27 (NCBWA)
Starters Returning	Position Players - 2, Pitchers - 1
Starters Lost	Position Players - 6, Pitchers - 2
Number of Newcomers	12

RETURNING STARTING POSITION PLAYERS

Name	Yr.	Pos.	Avg.	HR	RBI
Emilio Nogales	Jr.	DH/INF	.290	2	27
Nate Thimjon	Jr.	OF	.267	3	27
Matt Ottino	So.	INF	.360	0	7
Ryan Higgins	So.	INF	.320	1	9
EJ Andrews, Jr.	So.	OF	.290	0	2

TOP RETURNING PITCHERS

Name	Yr.	L/R	W-L-SV	ERA	IP	SO
Jaime Arias	Jr.	L	1-3-12	3.28	46.2	59
Oscar Carvajal	RJr.	R	4-0-2	2.68	40.1	48
Ryan Sullivan	RSr.	R	2-2-1	3.27	22.0	17
Kevin Larson	RSr.	R	2-1-0	4.06	31.0	43

NEWCOMERS

Name	Yr.	Pos.	Previous School
Cole Andavolgyi	Fr.	C	Los Angeles, Calif./Junipero Serra HS
Cooper Bergman	Fr.	RHP	Clovis, Calif./Buchanan HS
Jake Gentry	Jr.	INF	Claremont, Calif./Orange Coast College
Mason Grotto	Jr.	INF	Clovis, Calif./Cuesta College
Jake Harrell	Fr.	LHP	Clovis, Calif./Sanger HS
Nicholas Israel	RSr.	INF	Henderson, Nev./Southern College of Nevada
Andrew Kachel	Fr.	INF	Gilroy, Calif./Christopher HS
Alex Kendrick	Fr.	RHP	Atwater, Calif./Buhach Colony HS
Nico O'Donnell	Jr.	RHP	San Antonio, Texas/Texas
Raul Salazar	RSr.	RHP	Cypress, Calif./Pepperdine
Will Springer	Fr.	RHP	Redwood City, Calif./Sequoia HS
Blake Wink	Fr.	INF	Yorba Linda, Calif./Yorba Linda HS

KEY LOSSES

Name	Pos.	Reason Left
Ryan Jensen	RHP	Jr. - MLB Draft (1st Rd., Chicago Cubs)
Zach Ashford	INF	Sr. - MLB Draft (6th Rd., New York Mets)
McCarthy Tatum	INF	Sr. - MLB Draft (10th Rd., Philadelphia Phillies)
JT Arruda	INF	Jr. - MLB Draft (11th Rd. - Washington Nationals)
Carter Bins	INF	Jr. - MLB Draft (11th Rd. - Seattle Mariners)
Davis Moore	INF	Jr. - MLB Draft (15th Rd. - Washington Nationals)
Nolan Dempsey	RHP	Sr. - Jr. - MLB Draft (33rd Rd. - San Francisco Giants)

FRESNO STATE IDENTIFICATION

The University's formal name is California State University, Fresno. Fresno State is the preferred reference, less formal name for the university. It is acceptable as a first text reference, as well as subsequent references.

For athletics department purposes, the University prefers to be called simple Fresno State - never Fresno State University and never shorten to Fresno. For graphics or abbreviations, we ask that you please use FS - not FRES, FSU, CSUF or Fresno. Another acceptable abbreviations is Fresno St.

"V" IS FOR VALLEY

Fresno State prides itself on being the "Valley's team." This pride can be seen in the form of a green V on the Bulldogs' uniforms, as a symbol to the agricultural community of Central Valley of California.

The San Joaquin Valley is the world's richest agricultural valley in export dollars.

2020 SEASON SCHEDULE

JANUARY

Day	Date	Opponent	Location	Time (PT)
Saturday	Jan. 25	Alumni Game	Bob Bennett Stadium	2:05 P.M.

FEBRUARY (10)

Day	Date	Opponent	Location	Time (PT)
Friday	Feb. 14	UC Irvine	Bob Bennett Stadium	6:05 P.M.
Saturday	Feb. 15	UC Irvine	Bob Bennett Stadium	2:05 P.M.
Sunday	Feb. 16	UC Irvine	Bob Bennett Stadium	1:05 P.M.
Friday	Feb. 21	Washington	Bob Bennett Stadium	6:05 P.M.
Saturday	Feb. 22	Washington	Bob Bennett Stadium	2:05 P.M.
Sunday	Feb. 23	Washington	Bob Bennett Stadium	1:05 P.M.
Tuesday	Feb. 25	Cal Poly	Bob Bennett Stadium	6:05 P.M.
Friday	Feb. 28	Columbia	Bob Bennett Stadium	6:05 P.M.
Saturday	Feb. 29	Columbia	Bob Bennett Stadium	2:05 P.M.
Saturday	Feb. 29	Columbia	Bob Bennett Stadium	5:05 P.M.

MARCH (15)

Day	Date	Opponent	Location	Time (PT)
Sunday	March 1	Columbia	Bob Bennett Stadium	1:05 P.M.
Tuesday	March 3	Seton Hall	Bob Bennett Stadium	6:05 P.M.
Friday	March 6	@ Arizona State	Tempe, Ariz.	5:30 P.M.
Saturday	March 7	@ Arizona State	Tempe, Ariz.	5:30 P.M.
Sunday	March 8	@ Arizona State	Tempe, Ariz.	11:30 A.M.
Tuesday	March 10	Pacific	Bob Bennett Stadium	6:05 P.M.
Friday	March 13	@ Oklahoma State	Stillwater, Okla.	4:00 P.M.
Saturday	March 14	@ Oklahoma State	Stillwater, Okla.	12:00 P.M.
Sunday	March 15	@ Oklahoma State	Stillwater, Okla.	11:00 A.M.
Tuesday	March 17	San Francisco	Bob Bennett Stadium	6:05 P.M.
Wednesday	March 25	@ Long Beach State	Long Beach, Calif.	6:00 P.M.
Friday	March 27	UNLV (Non-Conf.)#	San Diego, Calif.	1:00 P.M.
Saturday	March 28	@ San Diego State (Non-Conf.)	San Diego, Calif.	6:00 P.M.
Sunday	March 29	San Jose State (Non-Conf.)#	San Diego, Calif.	10:00 A.M.
Tuesday	March 31	CSUN	Bob Bennett Stadium	6:05 P.M.

APRIL (16)

Day	Date	Opponent	Location	Time (PT)
Friday	April 3	Nevada*	Bob Bennett Stadium	6:05 P.M.
Saturday	April 4	Nevada*	Bob Bennett Stadium	6:05 P.M.
Sunday	April 5	Nevada*	Bob Bennett Stadium	1:05 P.M.
Tuesday	April 7	@ CSUN	Northridge, Calif.	3:00 P.M.
Thursday	April 9	@ New Mexico*	Albuquerque, N.M.	5:00 P.M.
Friday	April 10	@ New Mexico*	Albuquerque, N.M.	5:00 P.M.
Saturday	April 11	@ New Mexico*	Albuquerque, N.M.	11:00 A.M.
Tuesday	April 14	@ Cal Poly	San Luis Obispo, Calif.	6:00 P.M.
Friday	April 17	Boise State*	Bob Bennett Stadium	6:05 P.M.
Saturday	April 18	Boise State*	Bob Bennett Stadium	6:05 P.M.
Sunday	April 19	Boise State*	Bob Bennett Stadium	1:05 P.M.
Tuesday	April 21	Stanford	Bob Bennett Stadium	6:05 P.M.
Friday	April 24	@ UNLV*	Las Vegas, Nev.	6:05 P.M.
Saturday	April 25	@ UNLV*	Las Vegas, Nev.	6:05 P.M.
Sunday	April 26	@ UNLV*	Las Vegas, Nev.	1:05 P.M.
Tuesday	April 28	@ Pacific	Stockton, Calif.	6:00 P.M.

MAY (10)

Day	Date	Opponent	Location	Time (PT)
Friday	May 1	San Jose State*	Bob Bennett Stadium	6:05 P.M.
Saturday	May 2	San Jose State*	Bob Bennett Stadium	6:05 P.M.
Sunday	May 3	San Jose State*	Bob Bennett Stadium	1:05 P.M.
Wednesday	May 6	@ San Francisco	San Francisco, Calif.	3:00 P.M.
Friday	May 8	@ Air Force*	USAF, Colo.	2:00 P.M.
Saturday	May 9	@ Air Force*	USAF, Colo.	12:00 P.M.
Sunday	May 10	@ Air Force*	USAF, Colo.	11:00 A.M.
Thursday	May 14	San Diego State*	Bob Bennett Stadium	6:05 P.M.
Friday	May 15	San Diego State*	Bob Bennett Stadium	6:05 P.M.
Saturday	May 16	San Diego State*	Bob Bennett Stadium	1:05 P.M.

Thu.-Sun.	May 21-24	Mountain West Championships	San Diego, Calif.	TBA
Fri.-Mon.	May 29-June 1	NCAA Regionals	TBA	TBA
Fri.-Mon.	June 5-8	NCAA Super Regionals	TBA	TBA
Sat.-Wed.	June 13-24	College World Series	Omaha, Neb.	TBA

Home Games in Bold (Fresno, Calif.)

* Mountain West Game

Neutral Site Game



2020 NUMERICAL ROSTER

No.	Name	Pos.	B/T	Ht.	Wt.	Yr.	Hometown (Previous School)
4	Matt Ottino	INF	R/R	5-11	190	So.	Torrance, Calif. (Thousand Oaks HS)
5	Ryan Higgins	INF	R/R	6-0	200	So.	Atherton, Calif. (Saint Francis HS)
7	Blake Wink	INF	R/R	5-10	170	Fr.	Yorba Linda, Calif. (Yorba Linda HS)
9	Jeff Jamison	INF	R/R	6-0	160	So.	Carmichael, Calif. (Del Campo HS)
10	Emilio Nogales	INF	L/R	6-0	225	Jr.	San Jose, Calif. (Saint Francis HS)
11	Andrew Kachel	INF	L/R	6-0	170	Fr.	Gilroy, Calif. (Christopher HS)
12	Nick Berry	INF	L/R	6-0	190	RFr.	Martinez, Calif. (Acalanes HS)
15	Mason Grotto	INF	R/R	6-0	180	Jr.	Clovis, Calif. (Cuesta College)
16	Nicholas Israel	INF	S/R	5-10	185	RSO.	Henderson, Nev. (College of Southern Nevada)
19	Jake Gentry	INF	L/R	6-0	180	Jr.	Claremont, Calif. (Orange Coast College)
21	Zach Morgan	C	R/R	6-0	180	RFr.	Stockton, Calif. (Lincoln HS)
27	Zach Presno	C	R/R	6-1	210	Jr.	Clovis, Calif. (Buchanan HS)
29	Cole Andavolgyi	C	R/R	6-2	190	Fr.	Los Angeles, Calif. (Junipero Serra HS)
30	Nikoh Mitchell	LHP	L/L	5-11	165	Jr.	Hayward, Calif. (Hayward HS)
31	Ivan Luna	OF	L/L	5-10	190	RFr.	Oceanside, Calif. (Vista HS)
32	Dylan Johnson	OF	L/L	5-9	170	RSO.	Blythe, Calif. (Palo Verde HS)
33	Nate Thimjon	OF	R/R	6-2	210	Jr.	Elk Grove, Calif. (Franklin HS)
34	Tiegen Jones	LHP	L/L	6-3	190	RJr.	Sacramento, Calif. (Capitol Christian HS)
35	EJ Andrews, Jr.	OF	R/R	6-1	200	So.	Long Beach, Calif. (Long Beach Poly HS)
37	Miles Tomczak	OF	L/R	6-3	200	Jr.	Ione, Calif. (Argonaut HS)
38	Jake Harrell	LHP	L/L	6-4	190	Fr.	Clovis, Calif. (Sanger HS)
39	Jaime Arias	LHP	L/L	6-0	200	Jr.	Woodland, Calif. (Woodland HS)
40	Alex Kendrick	RHP	R/R	6-1	180	Fr.	Atwater, Calif. (Buhach Colony HS)
41	Will Springer	RHP	R/R	6-2	200	Fr.	Hanford, Calif. (Sierra Pacific HS)
42	Nik Cardinal	RHP	R/R	6-1	220	Sr.	Bonnyville, Alberta, Canada (Allan Hancock CC)
43	Oscar Carvajal	RHP	R/R	6-2	180	RJr.	Cerritos, Calif. (Gahr HS)
45	Julian Sotelo	RHP	R/R	6-0	200	RFr.	Cerritos, Calif. (Gahr HS)
46	Jamison Hill	RHP	R/R	6-1	180	Jr.	San Diego, Calif. (Rancho Bernardo HS)
47	Kevin Larson	RHP	R/R	6-9	250	RSO.	Bakersfield, Calif. (Independence HS)
48	Kyle Pruhsmeier	RHP	R/R	6-2	200	So.	Redwood City, Calif. (Sequoia HS)
49	Ryan Sullivan	RHP	R/R	6-3	230	RSr.	El Dorado Hills, Calif. (Oak Ridge HS)
50	Nico O'Donnell	RHP	R/R	6-4	220	Jr.	San Antonio, Texas (Texas)
51	Cooper Bergman	RHP	R/R	6-2	190	Fr.	Clovis, Calif. (Buchanan HS)
55	Robbie Peters	LHP	L/L	6-6	220	RSO.	Tulsa, Okla. (Jenks HS)
56	Raul Salazar	RHP	R/R	6-3	210	RSO.	Cypress, Calif. (Pepperdine)

COACHING STAFF

44	Mike Batesole – Head Coach (18th Season)
24	Ryan Overland – Assistant Coach (8th Season)
14	Greg Gonzalez – Assistant Coach (1st Season)
21	Pat Waer - Volunteer Assistant Coach (9th Season)
	Kody Batesole – Director of Operations (5th Season)

**MATT OTTINO**

INF | R/R | 5-11 | 190 | So. | 2nd Year
Torrance, Calif. (Thousand Oaks HS)

CAREER GAMES: 24
CAREER STARTS: 2
2019 STARTS: 2

4

2019 (FRESHMAN): Ottino appeared in 24 games as a freshman... made two starts (one at second base and one in left field)... hit .360 from the plate... accumulated nine hits in 25 at-bats... secured one double and one triple... scored six runs and drove in seven RBI... recorded a .429 on-base percentage and a .480 slugging percentage... drew two walks and was hit by one pitch... stole first career base against Stanford (June 2)... had a season-high two hits at UNLV (May 18)... scored a season-best two RBI and smacked his first career double at Pacific (March 19).

HIGH SCHOOL: Ottino attended Thousand Oaks High School playing infield and was four-year letter winner for coach Jack Wilson... part of the Southwest Futures All Stars... 2017 Southwest Championship All Star... ranked in the top 500 infield recruits by Perfect Game and No. 296 overall in the state of California and 62nd infielder in the state

PERSONAL: Son of Carol and Bill Ottino... has one sister, Megan... born in Torrance, Calif... undecided major... enjoys playing guitar, hanging out with friends and family and playing cards/games in his free time... favorite athlete is Bo Jackson since he was not only exciting on the baseball field and the football field as well... biggest athletic thrill was hitting a walk-off home run to beat Newbury Park the last game of the season... most admires his parents for raising him to be the person he is today and have always been my biggest supporters... choose Fresno State because of the strong history of the baseball team and the student-athletes get great educational support.

MATT OTTINO'S SINGLE-GAME HIGHS

AT BATS: 3 (3x)	WALKS: 1 (2x)
RUNS: 1 (6x)	STRIKEOUTS: 1 (5x)
HITS: 2 (at UNLV, 5/18/19)	SAC HITS: --
RBI'S: 2 (2x)	SAC FLIES: --
DOUBLES: 1 (at Pacific, 3/19/19)	STOLEN BASES: 1 (vs. Stanford, 6/2/19)
TRIPLES: 1 (at Cal Poly, 4/9/19)	HIT BY PITCH: 1 (at Tennessee, 3/9/19)
HOME RUNS: --	ASSISTS: 3 (at CSU Bakersfield, 3/27/19)
TOTAL BASES: 3 (at Cal Poly, 4/9/19)	ERRORS: 1 (2x)

MATT OTTINO'S CAREER STATS

Year	Avg	GP	GS	AB	R	H	2B	3B	HR	RBI	TB	SLG%	BB
2019	.360	24	2	25	6	9	1	1	0	7	12	.480	2
TOTAL	.360	24	2	25	6	9	1	1	0	7	12	.480	2

Year	HBP	SO	GDP	OB%	SF	SH	SB	ATT	PO	A	E	FLD%
2019	1	5	0	.429	0	0	1	1	4	8	2	.857
TOTAL	1	5	0	.429	0	0	1	1	4	8	2	.857

**RYAN HIGGINS**

INF | R/R | 6-0 | 200 | So. | 2nd Year
Atherton, Calif. (Saint Francis HS)

CAREER GAMES: 27
CAREER STARTS: 5
2019 STARTS: 5

5

2019 (FRESHMAN): Higgins appeared in 27 games as a freshman, including five starts... hit .320 from the plate... collected 16 hits in 50 at-bats... tallied four doubles, one home run... scored seven runs and nine RBI and 23 total bases... recorded a .393 on-base percentage and a .460 slugging percentage... drew six walks and tallied one stolen base (April 18 at SJSU)... laid down one sacrifice bunt and had a perfect 1.000 fielding percentage... tallied four games with two hits and drove in four RBI on April 14 against Air Force and scored a run in a 9-5 win... had three straight games with two hits apiece from April 14 (AF), April 16 vs. CSU Bakersfield and at San Jose State (April 18)... hit two doubles against CSU Bakersfield (April 16) and drew a walk in a 7-6 win over the Roadrunners.

HIGH SCHOOL: Higgins prepped at Saint Francis High School in Mountain View, Calif... lettered in both baseball and football... helped lead the Lancers to the Division II CCS Championship as a senior in 2018 as a team captain... earned First-Team All-West Catholic League as a senior and was a All-CCS honorable mention... hit .355 from the plate with 10 doubles, 21 RBI, three home runs in 32 games as a senior and tallied a .280 average from the plate in 29 games as a junior smacking six doubles, two triples and 15 RBI... also played football in high school where he helped Saint Francis to the 2017 CIF Division II State championship.

PERSONAL: Son of Amy and Bren Higgins... has two siblings, Jared and Garrett... born on Jan. 25, 2000 in San Carlos, Calif... business major at Fresno State... aspires to be a financial manager... enjoys playing video games, fantasy football and bowling in his free time... favorite athlete is Odell Beckham, Jr. because he is fun to watch... biggest athletic thrill was winning the 2018 CCS championship... most admires his parents for their work ethic and constant support... choose Fresno State to get a degree and to play for championships.

RYAN HIGGINS' SINGLE-GAME HIGHS

AT BATS: 5 (at SJSU, 4/18/19)	WALKS: 2 (at Tennessee, 3/9/19)
RUNS: 1 (7x)	STRIKEOUTS: 2 (at SJSU, 4/18/19)
HITS: 2 (4x)	SAC HITS: 1 (at Oregon, 4/5/19)
RBI'S: 4 (vs. Air Force, 4/14/19)	SAC FLIES: --
DOUBLES: 2 (vs. CSUB, 4/16/19)	STOLEN BASES: 1 (at SJSU, 4/18/19)
TRIPLES: --	HIT BY PITCH: --
HOME RUNS: 1 (at SJSU, 4/18/19)	ASSISTS: --
TOTAL BASES: 5 (at SJSU, 4/18/19)	ERRORS: --

RYAN HIGGINS' CAREER STATS

Year	Avg	GP	GS	AB	R	H	2B	3B	HR	RBI	TB	SLG%	BB
2019	.320	27	5	50	7	16	4	0	1	9	23	.460	6
TOTAL	.320	27	5	50	7	16	4	0	1	9	23	.460	6

Year	HBP	SO	GDP	OB%	SF	SH	SB	ATT	PO	A	E	FLD%
2019	0	9	1	.393	0	1	1	1	3	0	0	1.000
TOTAL	0	9	1	.393	0	1	1	1	3	0	0	1.000



**JEFF JAMISON**

INF | R/R | 6-0 | 160 | So. | 2nd Year
Carmichael, Calif. (Del Campo HS)

CAREER GAMES: 38
CAREER STARTS: 16
2019 STARTS: 16

9

2019 (FRESHMAN): Jamison appeared in 38 games as a freshman... made 16 starts with seven in left field, six in center field and three at second base... hit .227 from the plate with 15 hits... tallied three doubles, one triple... drove in seven RBI and scored 12 runs... registered 66 at-bats... totaled 20 total bases... registered a .292 on-base percentage and a .303 slugging percentage... drew six walks... laid down three sacrifice bunts... went a perfect 3-for-3 in stolen bases... notched a .979 fielding percentage and made 13 assists... had a season-high three hits, including a triple, scored a run, drove in an RBI on April 28 against New Mexico... scored two runs on May 17 in the 'Dogs 16-5 win at UNLV while drawing a walk... had a two-run RBI single in the NCAA Tournament against Stanford on June 3.

HIGH SCHOOL: Jamison attended Del Campo High School in Fair Oaks, Calif earning three letters in baseball while playing infield for the Cougars... hit .320 as a senior with 35 stolen bases with a .925 fielding percentage earning first-team All-City and All-State honors along with All-Nor Cal team helping DCHS earn the section and league championship... hit .342 as a junior with 26 stolen bases and a .890 fielding percentage earning Offensive Player of the Year earning first-team All-City and second-team All-State... also earned Offensive Player of the Year as a sophomore in 2016 and first-team All-City and second-team All-State hitting .310 with 23 stolen bases and a .954 fielding percentage.

PERSONAL: Son of Rickie Holley and Jeffrey Jamison... born on Nov. 12, 2000 in Sacramento, Calif.. communication major... enjoys playing basketball in his free time... favorite athlete is LeBron James because he is a great athlete and does great things off the court as well... biggest athletic thrill is winning sections his senior season... most admires his family because they mean the world to him... choose Fresno State because Coach Batesole is a head coach who knows that school comes first and then baseball.

JEFF JAMISON'S SINGLE-GAME HIGHS

AT BATS: 5 (2x)	WALKS: 2 (at Nevada, 5/3/19)
RUNS: 2 (at UNLV, 5/17/19)	STRIKEOUTS: 3 (2x)
HITS: 3 (vs. New Mexico, 4/28/19)	SAC HITS: 1 (3x)
RBI: 2 (vs. Stanford, 6/2/19)	SAC FLIES: --
DOUBLES: 1 (3x)	STOLEN BASES: 1 (3x)
TRIPLES: 1 (vs. New Mexico, 4/28/19)	HIT BY PITCH: --
HOME RUNS: --	ASSISTS: 5 (vs. San Francisco, 3/12/19)
TOTAL BASES: 3 (2x)	ERRORS: 1 (at Oregon, 4/4/19)

JEFF JAMISON'S CAREER STATS

Year	Avg	GP	GS	AB	R	H	2B	3B	HR	RBI	TB	SLG%	BB
2019	.227	38	16	66	12	15	3	1	0	7	20	.303	6
TOTAL	.227	38	16	66	12	15	3	1	0	7	20	.303	6

Year	HBP	SO	GDP	OB%	SF	SH	SB	ATT	PO	A	E	FLD%
2019	0	20	0	.292	0	3	3	3	33	13	1	.979
TOTAL	0	20	0	.292	0	3	3	3	33	13	1	.979

**EMILIO NOGALES**

INF | L/R | 6-0 | 225 | Jr. | 3rd Year
San Jose, Calif. (Saint Francis HS)

CAREER GAMES: 82
CAREER STARTS: 50
2018 STARTS: 18

10

2019 (SOPHOMORE): Nogales appeared in 51 games making two starts (one at DH and CSU Bakersfield)... hit .290 from the plate... accumulated 40 hits, including 11 doubles, one triple and two home runs... notched 138 at-bats... drove in 27 RBI, tied for sixth on the team... scored 16 runs... registered a .413 on-base percentage and a .428 slugging percentage... drew 26 walks... tallied a season-high three hits in four games... drove in three RBI in two games at Nevada (May 4) and in the NCAA Tournament against Stanford in the NCAA Tournament (June 1)... went 3-for-4 with two singles, a double and three RBI in a 7-2 win over Stanford... hit by three pitches... named to Stanford Regional All-Tournament Team... earned Academic All-Mountain West honors for a second straight season.

2018 (FRESHMAN): Nogales started 36 games as a freshman making 15 starts on the season, 14 at first base and one at designated hitter... hit .341 from the plate... tallied 29 hits on the season, 10th-most on the team... smacked six doubles, ninth on the club and added two triples and one home run... scored 13 runs and drove in 14 RBIs... finished with a .440 on-base percentage and a .494 slugging percentage... drew 15 walks... collected seven multi-hit games and four multi-run & RBI contests... had a season-high three hits twice against Nevada (March 25) & UNLV (May 19)... scored three runs against the Wolf Pack on March 25 in a 18-12 loss to the Wolf Pack... drove in a season-best two RBIs in three of the final eight games of the season... Academic All-Mountain West selection.

HIGH SCHOOL: Nogales was ranked in the Perfect Game Top 200 players in California 2017 class as the 12th-best first baseman in the class... selected as a team captain at Saint Francis High School as a senior in 2017 earning honorable mention all-league honors... was named a West Catholic First-Team All-League selection in 2016... selected an Honorable Mention All-CCS in 2016... led Saint Francis to the Open Division Championship in 2016... played in the North-South All-Star Game in 2016... helped lead the Lancers to the CCS Open Division, Boras Classic & WCAL Championships in 2015... hit .313 from the plate as a senior and junior while slugging .323 as a sophomore and combined to drive in 32 RBIs in his career.

PERSONAL: Son of Kim and Victor Nogales... has two sisters, Bella and Olivia... choose Fresno State because he really liked the atmosphere and felt at home when he visited... criminal justice major at Fresno State... most admires his parents because they are selfless and always pushing him to do his best and are very supportive... favorite athlete is Bryce Harper because he plays with a lot of passion and plays each game as if it is his last game and is fun to watch... favorite athletic thrill is winning back-to-back conference championships as a sophomore and junior... enjoys fishing, hiking and hanging out with his friends in his free time... born Oct. 29, 1998.

EMILIO NOGALES' SINGLE-GAME HIGHS

AT BATS: 5 (6x)	WALKS: 2 (6x)
RUNS: 3 (vs. Nevada, 3/25/18)	STRIKEOUTS: 3 (2x)
HITS: 3 (6x)	SAC HITS: 1 (vs. HBU, 2/25/18)
RBI: 3 (2x)	SAC FLIES: --
DOUBLES: 2 (at Cal Poly, 4/9/19)	STOLEN BASES: --
TRIPLES: 1 (3x)	HIT BY PITCH: 1 (3x)
HOME RUNS: 1 (3x)	ASSISTS: 3 (vs. CSUB, 4/16/19)
TOTAL BASES: 5 (at New Mexico, 4/6/18)	ERRORS: 2 (vs. CSUB, 4/16/19)

EMILIO NOGALES' CAREER STATS

Year	Avg	GP	GS	AB	R	H	2B	3B	HR	RBI	TB	SLG%	BB
2018	.341	36	15	85	13	29	6	2	1	14	42	.494	15
2019	.290	50	2	138	16	40	11	1	2	27	59	.428	26
TOTAL	.309	86	17	223	29	69	17	3	3	41	101	.453	41

Year	HBP	SO	GDP	OB%	SF	SH	SB	ATT	PO	A	E	FLD%
2018	0	20	1	.440	0	1	0	0	95	3	3	.970
2019	3	45	3	.413	0	0	0	0	13	3	2	.889
TOTAL	3	65	4	.423	0	1	0	0	108	6	5	.958

**NICK BERRY**

INF | L/R | 6-0 | 190 | RFr. | 2nd Year
Martinez, Calif. (Acalanes HS)

12

2019: Redshirted.

HIGH SCHOOL: Berry was a two-time letter winner at Acalanes High School in Lafayette, Calif... earned first-team All-Diablo-Foothill League as a senior and was named the offensive MVP leading AHS to a 16-9 overall record... also named first-team as a junior in 2017 and All-East Bay and helped the Dons to the NCS championship and a 26-2 record in 2016 as a sophomore.

PERSONAL: Son of Tamara and Michael Berry... has a older sister, Taylor who played basketball at Santa Clara from 2014-18... born on Aug. 12, 1999 in Berkeley, Calif... intends to major in business at Fresno State... enjoys playing golf and video games in his free time... favorite athlete is Michael Jordan since he was always an inspiration... favorite athletic thrill was winning the NCS championship as a sophomore and the team going 26-2... most admires his dad for introducing him to baseball and to his mom and sister for always being by his side... choose to attend Fresno State to earn his degree and win championships.

**ZACH MORGAN**

C | R/R | 6-0 | 180 | RFr. | 2nd Year
Stockton, Calif. (Lincoln HS)

21

2019 (FRESHMAN): Redshirted.

HIGH SCHOOL: Morgan prepped at Lincoln High School in Stockton, Calif... was a three-year letter winner for the Trojans earning First-Team All-Tri-City Athletic Conference as a junior and senior in 2017 & 2018... senior captain in 2018 hitting .364 with a .516 on-base percentage with 24 hits and 12 RBIs... also hit .375 from the dish as a junior with a .466 on-base percentage with 33 hits and 15 RBIs... 2017 Oakland A's Area Code Team member... 2015 15U USA National Team Gold Medalist.

PERSONAL: Son of Emily and David Morgan... has one older sister, Kaitlin... born on March 30, 2000 in Stockton, Calif... business major at Fresno State... aspires to be an entrepreneur... enjoys longboarding, playing games and hanging out with friends in his free time... favorite athlete was Pudge Rodriguez because he is one of the best catchers ever... biggest athletic thrill was winning a gold medal for Team USA in Mexico... most admires his parents for everything they have done and continue to do for him... choose to attend Fresno State for the rich history of the baseball program.

**ZACH PRESNO**

C | R/R | 6-1 | 200 | Jr. | 3rd Year
Clovis, Calif. (Buchanan HS)

27

CAREER GAMES: 105
CAREER STARTS: 56
2019 STARTS: 56

2019 (SOPHOMORE): Presno played in all 57 games as a sophomore... started 56 games on the season with 55 starts at first base and one at catcher... hit .221 from the plate... ranked sixth on the team with 46 hits... tallied 19 extra-base hits, including nine doubles and 10 home runs (tied for third in the MW)... scored 32 runs... drove in 45 RBI, tied for sixth in the MW... totaled 85 total bases along with a .328 on-base percentage and a .409 slugging percentage... drew 30 walks, including a season-high three against UNLV on March 1... added two sacrifice bunts and two sacrifice flies... posted a .989 fielding percentage... recorded a season-high four hits, including three doubles, and added two RBI in a 7-5 win over San Jose State (April 19)... tallied 10 multi-hit games... scored a season-high two runs in five games... drove in a season-high four RBI in a pair of games (vs. Kansas State, 2/22 & vs. Air Force-1, 4/13/19)... earned Academic All-Mountain West honors for the second straight season.

2018 (FRESHMAN): Presno appeared in 48 games as a freshman making 21 starts with 19 coming at catcher and two at designated hitter... hit .211 from the plate with 32 hits, ninth-most in the club... tied for second on the team and 11th in the MW with eight home runs... added seven doubles to rank eighth on the team... drove in 24 RBIs to tie for fourth-most on team while scoring 24 runs, seventh on the team... drew 16 walks and added two sacrifice flies and five sacrifice hits... compiled a .295 on-base percentage and a .414 slugging percentage... defensively, Presno had a .989 fielding percentage with 161 putouts and 13 assists and threw out four base stealers... tallied seven multi-hit games, five multi-run contests and eight multi-RBI games as a freshman... had a season-best three hits against Nevada (March 25)... drove in a season-high three RBIs against San Jose State (April 13)... Academic All-Mountain West selection.

HIGH SCHOOL: Presno earned First-Team All-TRAC honors and Second-Team All-State honors as a senior in 2017... also earned the Bear Award during his time at Buchanan HS... was named a 2016 Perfect Game Underclass All-American... ranked among the Top 75 best players in California by Perfect Game for the 2017 class... 2016 First-Team All-TRAC selection... earned 2016 First-Team All-Valley and First-Team All-State at Buchanan HS for the High School National Champions... 2015 and 2016 Valley Champion... 2016 National Champion as Buchanan finished the season ranked #1 nationally by MaxPreps.com... letter winner in both football and baseball... 2016 Oakland A's Area Code Team member... Second-Team All-TRAC honors as a sophomore helping the Bears win the Valley Championship... played in 63 games over his final two seasons hitting .329 from the plate finishing with 57 hits, 16 doubles, one triple, 10 home runs, scored 37 runs and drove in 52 RBIs finishing with a .468 OBP and a .606 slugging percentage.

PERSONAL: Son of Paul Presno... has two siblings, Bria and Cody... kinesiology major at Fresno State... choose Fresno State because it has always been his dream... most admires his father because of his work ethic and how he treat others... favorite athletic thrill is winning a national championship in high school... favorite athlete is Buster Posey because of his work ethic... enjoys golfing and fishing in his free time.

ZACH PRESNO'S SINGLE-GAME HIGHS

AT BATS: 6 (2x)	STRIKEOUTS: 4 (5x)
RUNS: 2 (10x)	SAC HITS: 1 (7x)
HITS: 4 (at SJSU, 4/19/19)	SAC FLIES: 1 (4x)
RBIs: 4 (2x)	STOLEN BASES: 1 (vs. MSU-2, 2/17/18)
DOUBLES: 3 (at SJSU, 4/19/19)	HIT BY PITCH: 2 (2x)
TRIPLES: --	ASSISTS: 3 (2x)
HOME RUNS: 1 (18x)	ERRORS: 1 (7x)
TOTAL BASES: 7 (vs. SJSU, 4/13/18)	
WALKS: 3 (3x)	

ZACH PRESNO'S CAREER STATS

Year	Avg	GP	GS	AB	R	H	2B	3B	HR	RBI	TB	SLG%	BB
2018	.211	48	21	152	24	32	7	0	8	24	63	.414	16
2019	.221	56	56	208	32	46	9	0	10	45	85	.409	30
TOTAL	.217	104	77	360	56	78	16	0	18	69	148	.411	46

Year	HBP	SO	GDP	OB%	SF	SH	SB	ATT	PO	A	E	FLD%
2018	3	63	3	.295	2	5	1	1	161	13	2	.989
2019	4	98	3	.328	2	2	0	2	434	25	5	.989
TOTAL	7	161	6	.314	4	7	1	3	595	38	7	.989

**NIKOH MITCHELL**LHP | L/L | 5-11 | 165 | Jr. | 3rd Year
Hayward, Calif. (Hayward HS)CAREER GAMES: 43
CAREER STARTS: 15
2019 STARTS: 15

30

2019 (SOPHOMORE): Mitchell made 19 appearances on the mound as a sophomore... tallied 15 starts, tied for first in the Mountain West... posted a 3-4 overall record... secured a 5.23 ERA... threw 62.0 innings, third-most on the club... struck out 51 batters, tied for 14th in the MW... held opponents to a .298 average... picked up wins over Cal State Fullerton (Feb. 23), at San Jose State (April 20) and at UNLV (May 18)... earned Mountain West Pitcher of the Week honors after his win over the Spartans where he tossed 6.1 innings allowing three hits, one earned run, two walks and struck out seven.... struck out a season-high eight in 4.1 innings of work against Air Force (April 13) in the first game of a doubleheader... nabbed five or more strikeouts in six starts... allowed two or fewer runs in 11 starts... threw five or more innings in four starts.

2018 (FRESHMAN): Mitchell made 24 relief appearances on the mound as a freshman, tied for ninth in the MW... made seven starts, tied for fourth-most on the team... posted a 4-3 overall record... ranked second in the MW with a 3.28 ERA... converted his first career save at San Jose State (March 18) in game two of a doubleheader with three shut-out innings and five strikeouts and one walk... tossed 57.2 innings & 53 strikeouts (16th in MW) which ranked fourth on the club... held opponents to a MW-low .197 batting average... also gave up a Mountain West-low 40 hits, 23 runs & 21 earned runs... threw a season-best seven innings on May 13 against Hawai'i tossing seven shutout innings allowing two Rainbow Warriors hits striking out a season-high seven in a 3-1 Bulldog win... posted five performances of five-plus strikeouts... only allowed an earned run in eight of 24 appearances.

HIGH SCHOOL: Mitchell was a four-year letter winner at Hayward High School in Hayward, Calif... was named Hayward HS MVP two times... also earned two All-League honors in the West Alameda County Conference... team captain as a senior... was also one of six Bulldogs who was a member of the 2016 Oakland A's Area Code Team... posted a 2-3 mark as a senior with a 2.09 ERA tossing 47.0 innings striking out 84 and held opponents to a .183 average... went 3-5 with a 2.06 ERA as a junior on the mound tossing 51.0 innings picking up 66 strikeouts... hit .425 from the plate as a senior with a 30 hits, 14 for extra-bases with nine doubles, four triples and one home run, adding 17 runs and 17 RBIs finishing with a .519 on-base percentage and a .724 slugging percentage... also hit .328 from the dish as a junior with 20 hits, nine for extra-bases, drove in nine RBIs and scored 17 runs... stole 27 bases in his prep career, including 15 as a junior.

PERSONAL: Son of Maxine Mitchell... has three siblings... sports kinesiology major at Fresno State... choose Fresno State because it is a great campus and he enjoys the heat... most admires his mom because she will do whatever it takes and she did whatever it took to always keep him on his feet... favorite athlete is Ken Griffey, Jr.... also played basketball in high school...enjoys playing basketball, golfing and fishing in his free time... born June 11, 1999.

NIKOH MITCHELL'S SINGLE-GAME HIGHS

INNINGS PITCHED: 7.0 (vs. Hawai'i, 5/13/18)	STRIKEOUTS: 8 (vs. Air Force-1, 4/13/19)
RUNS ALLOWED: 9 (at Tennessee, 3/9/19)	DOUBLES ALLOWED: 2 (4x)
EARNED RUNS: 9 (at Tennessee, 3/9/19)	TRIPLES ALLOWED: 1 (2x)
WALKS ALLOWED: 7 (vs. Stanford, 6/2/19)	HOMERS ALLOWED: 3 (at Tennessee, 3/9/19)
HITS ALLOWED: 8 (at Tennessee, 3/9/19)	WILD PITCHES: 3 (at Tennessee, 3/9/19)
	HIT BATTERS: 2 (3x)

NIKOH MITCHELL'S CAREER STATS

Year	ERA	W	L	App	GS	GC	SHO	CBO	SV	IP	H	R	ER
2018	3.28	4	3	24	7	0	0	1	1	57.2	40	23	21
2019	5.23	3	4	19	15	0	0	0	0	62.0	75	44	36
TOTAL	4.30	7	7	43	22	0	0	1	1	119.2	115	67	57

Year	BB	SO	2B	3B	HR	BF	B/Avg	WP	HBP	BK	SFA	SHA
2018	29	53	6	1	3	245	.197	7	6	1	2	4
2019	37	51	14	1	6	302	.298	16	7	1	4	2
TOTAL	66	104	20	2	9	547	.252	23	13	2	6	6

**IVAN LUNA**OF | L/L | 5-10 | 190 | R/R | 2nd Year
Oceanside, Calif. (Vista HS)

31

2019 (FRESHMAN): Redshirted.

HIGH SCHOOL: Luna prepped at Vista High School in Vista, Calif.... was a four-year letter winner who hit .364 in his career... was a three-time Avocado East conference selection with a pair of second-team honors in 2015 and 2017 and first-team in 2016 when he was also named second-team All-CIF... collected 129 hits, 76 runs, 56 RBIs to go along with 26 doubles, six triples and two home runs in his prep career... also pitched in his final three season compiling a record of 16-7 with a 2.28 ERA appearing in 27 games with 24 starts striking out 83 while throwing 144.0 innings.

PERSONAL: Son of Charlotte and Stephen Luna... born on June 9, 2000 in Oceanside, Calif... business major at Fresno State... aspires to be an entrepreneur... enjoys being at the beach, hanging out with his friends and playing any kind of card games in his free time... favorite athlete is Ken Griffey, Jr. because he was such an inspiration and had one of the prettiest swings in the game... most admires his parents because they have always been there for him... choose to attend Fresno State because it was where he felt most comfortable and made him excited to play baseball.

**DYLAN JOHNSON**OF | L/L | 5-9 | 170 | R/So. | 3rd Year
Blythe, Calif. (Palo Verde HS)

32

CAREER GAMES: 19
CAREER STARTS: 3
2019 STARTS: 3

2019 (REDSHIRT FRESHMAN): Johnson played in 19 games as a redshirt freshman... made three starts, one in left field and two in right field... hit .231 from the dish with six hits in 26 at-bats... scored one run against Utah Valley (Feb. 18 - DH G2) and one more at Tennessee (March 9)... drove in one RBI at Tennessee on March 9... drew two walks... had a season-high four at-bats at San Diego State (March 31)... had one hit in six games... had seven putouts defensively... named Mountain West Scholar-Athlete.

2018 (FRESHMAN): Redshirted.

HIGH SCHOOL: Johnson led California HS baseball in batting average (.714) as a junior at Palo Verde High School... 2016 Perfect Game Underclass All-American... Imperial Valley League MVP (2016)... First-Team Imperial Valley All-League (2015)... Second-Team Imperial Valley All-League (2014)... in his three-year prep career, Johnson hit .486 from the plate in 70 games combining for 101 hits, including 19 for extra-bases with 15 doubles, three triples and one home run while scoring 70 runs, stealing 45 bases and drove in 18 RBIs.... in his junior season, collected 35 hits in 49 at-bats and scored 22 runs while only striking out three times.

PERSONAL: Son of Dinarah and Brandon Johnson... has one older brother... kinesiology major at Fresno State... chose the Bulldogs for its strong baseball program... most admires his parents because they are always there for him... favorite athlete is Bryce Harper... enjoys playing ping pong, fishing and sleeping in his free time... born on June 16, 1999...

DYLAN JOHNSON'S SINGLE-GAME HIGHS

AT BATS: 4 (at San Diego State, 3/31/19)	WALKS: 1 (2x)
RUNS: 1 (2x)	STRIKEOUTS: 1 (5x)
HITS: 1 (6x)	SAC HITS: --
RBIs: 1 (at Tennessee, 3/9/19)	SAC FLIES: --
DOUBLES: --	STOLEN BASES: --
TRIPLES: --	HIT BY PITCH: --
HOME RUNS: --	ASSISTS: 1 (at San Diego State, 3/31/19)
TOTAL BASES: 1 (6x)	ERRORS: 1 (at San Diego State, 3/31/19)

DYLAN JOHNSON'S CAREER STATS

Year	Avg	GP	GS	AB	R	H	2B	3B	HR	RBI	TB	SLG%	BB
2019	.231	19	3	26	2	6	0	0	0	1	6	.231	2
TOTAL	.231	19	3	26	2	6	0	0	0	1	6	.231	2

Year	HBP	SO	GDP	OB%	SF	SH	SB	ATT	PO	A	E	FLD%
2019	0	5	0	.286	0	0	0	0	7	1	1	.889
TOTAL	0	5	0	.286	0	0	0	0	7	1	1	.889

**NATE THIMJON**

OF | R/R | 6-3 | 210 | Jr. | 3rd Year
Elk Grove, Calif. (Franklin HS)

33

CAREER GAMES: 90
CAREER STARTS: 57
2019 STARTS: 38

2019: (SOPHOMORE): Thimjon appeared in 55 games as a sophomore... made 38 starts with 26 coming in left field and 12 in right field... hit .267 from the plate... tallied 43 hits with seven doubles, one triple and three home runs... scored 21 runs and drove in 27 RBI... totaled 61 bases... drew 10 walks... tallied a .310 on-base percentage and a .379 slugging percentage... stole four bases... added two sacrifice bunts and two sacrifice flies... posted a .958 fielding percentage... recorded a season-high three hits in three games... scored a season-best two runs in four games... drove in a season-high three RBI in back-to-back games vs. UNLV in the MW Tournament (May 24 & 25)... smacked two doubles against Kansas State (Feb. 22)... recorded first triple against San Diego State (May 12)... named to the Mountain West Championship All-Tournament Team after hitting .500 (6-12) with two doubles, scored two runs, drove in eight RBI and drew a walk as the Bulldogs went 3-0 on their way to the title.

2018 (FRESHMAN): Thimjon appeared in 35 games as a freshman making 19 starts with 16 coming in right field, two in center and one in right... hit .244 from the dish with 21 hits... tallied nine extra-base hits with three doubles, two triples and four home runs... scored 13 runs on the season, tied for eighth on the team... drove in 20 RBIs which tied for seventh on the team and tied for second-most among freshman... recorded a .302 on-base percentage & a .465 slugging percentage... stole two bases and added two sacrifice flies and one sacrifice hit... posted a .974 fielding percentage with 38 putouts and one error defensively... totaled three multi-hit games with a season-best three against Nevada (March 25)... scored a season-high two runs at Nevada (May 6)... also drove in a season-high six RBIs against the Wolf Pack (May 6) smacking a grand slam along with a sacrifice fly and an RBI triple... hit his first career home run against CSUN (April 24).

HIGH SCHOOL: Thimjon earned 2017 All-Northern California Second-Team honors... hit .390 from the plate with 12 extra-base hits, six doubles, three triples and three home runs adding 24 RBIs and 26 runs scored as a senior... helped lead Franklin HS to a 18-9-1 overall mark and a second-place tie in the Delta League in 2017... was a 2016 Oakland A's Area Code Team member... 2016 First-Team All-Delta League selection... 2016 Franklin HS Offensive MVP... 2016 Sacramento Bee Honorable Mention... 2016 Franklin HS Scholar-Athlete... 2015 Franklin HS Defensive MVP... Student-Athlete honor roll member.

PERSONAL: Son of Meghan and Michael Thimjon... has two older siblings, Tyler and Emily... choose Fresno State for its baseball program... most admires his parents for the opportunities they have given him... favorite athlete is Mookie Betts because of his strong work ethic... enjoys fishing, lifting weights and hanging out with friends and family in his free time.

NATE THIMJON'S SINGLE-GAME HIGHS

AT BATS: 6 (at Oregon, 4/4/19) **WALKS:** 1 (17x)
RUNS: 2 (5x) **STRIKEOUTS:** 4 (vs. UC Riverside, 3/27/18)
HITS: 3 (4x) **SAC HITS:** 1 (3x)
RBIs: 6 (at Nevada, 5/5/18) **SAC FLIES:** 1 (4x)
DOUBLES: 2 (vs. Kansas State, 2/22/19) **STOLEN BASES:** 1 (6x)
TRIPLES: 1 (3x) **HIT BY PITCH:** 1 (2x)
HOME RUNS: 1 (6x) **ASSISTS:** 1 (4x)
TOTAL BASES: 7 (at Nevada, 5/5/18) **ERRORS:** 1 (4x)

NATE THIMJON'S CAREER STATS

Year	Avg	GP	GS	AB	R	H	2B	3B	HR	RBI	TB	SLG%	BB
2018	.244	35	19	86	13	21	3	2	4	20	40	.465	7
2019	.267	55	38	161	21	43	7	1	3	27	61	.379	10
TOTAL	.259	90	57	247	34	64	10	3	7	47	101	.409	17

Year	HBP	SO	GDP	OB%	SF	SH	SB	ATT	PO	A	E	FLD%
2018	1	29	3	.302	2	1	2	4	38	0	1	.974
2019	1	48	4	.310	2	2	4	6	64	4	3	.958
TOTAL	2	77	7	.307	4	3	6	10	102	4	4	.964

**TIEGEN JONES**

LHP | L/L | 6-3 | 190 | Jr. | 4th Year
Sacramento, Calif. (Capitol Christian HS)

34

CAREER GAMES: 37
CAREER STARTS: 0
2019 STARTS: 0

2019 (REDSHIRT SOPHOMORE): Jones made 18 relief appearances on the mound as a red-shirt sophomore... posted a 1-1 record with a win over Pacific on April 23 and suffered a loss at Oregon on April 6... posted a 2.84 ERA... tossed 12.2 innings... struck out seven... walked eight... only allowed 14 hits and four earned runs... held opponents to a .286 average from the plate... tossed a season-high 2.0 innings against the Tigers in an 11-3 win on April 23 limiting Pacific to two hits and struck out one... struck out a season-best two in the 'Dogs season-opening win over Utah Valley on Feb. 16 in 1.1 innings of work.

2018 (FRESHMAN): Redshirted.

HIGH SCHOOL: Johnson led California HS baseball in batting average (.714) as a junior at Palo Verde High School... 2016 Perfect Game Underclass All-American... Imperial Valley League MVP (2016)... First-Team Imperial Valley All-League (2015)... Second-Team Imperial Valley All-League (2014)... in his three-year prep career, Johnson hit .486 from the plate in 70 games combining for 101 hits, including 19 for extra-bases with 15 doubles, three triples and one home run while scoring 70 runs, stealing 45 bases and drove in 18 RBIs... in his junior season, collected 35 hits in 49 at-bats and scored 22 runs while only striking out three times.

PERSONAL: Son of Dinarah and Brandon Johnson... has one older brother... kinesiology major at Fresno State... chose the Bulldogs for its strong baseball program... most admires his parents because they are always there for him... favorite athlete is Bryce Harper... enjoys playing ping pong, fishing and sleeping in his free time... born on June 16, 1999.

TIEGEN JONES' SINGLE-GAME HIGHS

INNINGS PITCHED: 2.2 (vs. Nevada, 3/25/18) **DOUBLES ALLOWED:** 1 (5x)
RUNS ALLOWED: 3 (3x) **TRIPLES ALLOWED:** --
EARNED RUNS: 3 (2x) **HOMERS ALLOWED:** 1 (vs. UC Riverside, 3/27/18)
WALKS ALLOWED: 2 (3x) **WILD PITCHES:** 1 (4x)
HITS ALLOWED: 4 (2x) **HIT BATTERS:** 3 (vs. Nevada, 3/25/18)
STRIKEOUTS: 3 (2x)

TIEGEN JONES' CAREER STATS

Year	ERA	W	L	App	GS	GC	SHO	CBO	SV	IP	H	R	ER
2018	5.03	1	0	19	0	0	0	0	0	19.2	19	13	11
2019	2.84	1	1	18	0	0	0	0	0	12.2	14	4	4
TOTAL	4.21	2	1	37	0	0	0	0	0	32.1	33	17	15

Year	BB	SO	2B	3B	HR	BF	B/Avg	WP	HBP	BK	SFA	SHA
2018	5	14	3	0	1	91	.247	2	9	0	0	0
2019	8	7	2	0	0	61	.286	2	1	0	1	2
TOTAL	13	21	5	0	1	152	.262	4	10	0	1	2



**EJ ANDREWS, JR.**OF | R/R | 6-1 | 200 | So. | 2nd Year
Long Beach, Calif. (Long Beach Poly HS)**35**CAREER GAMES: 39
CAREER STARTS: 15
2019 STARTS: 15

2019 (FRESHMAN): Andrews, Jr. appeared in 39 games as a freshman making 15 starts with 13 starts coming in right field and two in left field... hit .290 from the plate... collected 20 hits in 69 at-bats... tallied five doubles, 13 runs scored and two RBI... totaled 25 total bases and drew 13 walks... tallied a .362 slugging percentage and a .402 on-base percentage... stole one base on March 3 vs. UNLV... recorded a .956 fielding percentage making 40 putouts, three assists and only two errors... went 3-for-4 with two doubles on April 14 in a 9-5 win over Air Force... earned Academic All-Mountain West honors.

HIGH SCHOOL: Andrews prepped at Long Beach Poly High School in Long Beach, Calif... Named a Perfect Game Top 500 player in the class of 2018... was a three-year team captain for the Jackrabbits and hit .391 from the plate as a senior in 27 games... tallied eight doubles, 14 RBIs and scored 25 runs offensively while as a pitcher he tossed 29.1 innings and struck out 26... earned First-Team All-Moore League as a junior and senior and Second-Team All-Moore League as a freshman and sophomore... a member of USA Baseball NTIS Southern California.

PERSONAL: Son of DaMonique Sampson and Emanuel Andrews Sr... has two siblings, Khalon and Fallon... born on Sept. 28, 2000 in Long Beach, Calif... business major at Fresno State... drafted in the 36th round by the Pittsburgh Pirates in the 2018 MLB Draft... enjoys bowling and spending time with his family... favorite athlete is Deion Sanders because he excelled in two sports... biggest athletic thrill was helping Long Beach Poly win its first playoff high school game in the last 10 years... most admires his mom for being the reason he is today... choose to attend Fresno State because of the great academic and baseball opportunities.

EJ ANDREWS, JR'S SINGLE-GAME HIGHS

AT BATS: 4 (6x)	WALKS: 2 (2x)
RUNS: 2 (at Oregon, 4/4/19)	STRIKEOUTS: 2 (6x)
HITS: 3 (vs. Air Force, 4/14/19)	SAC HITS: --
RBIs: 1 (2x)	SAC FLIES: --
DOUBLES: 2 (vs. Air Force, 4/14/19)	STOLEN BASES: 1 (vs. UNLV, 3/3/19)
TRIPLES: --	HIT BY PITCH: --
HOME RUNS: --	ASSISTS: 1 (3x)
TOTAL BASES: 5 (vs. Air Force, 4/14/19)	ERRORS: 1 (2x)

EJ ANDREWS JR'S CAREER STATS

Year	Avg	GP	GS	AB	R	H	2B	3B	HR	RBI	TB	SLG%	BB
2019	.290	39	15	69	13	20	5	0	0	2	25	.362	13
TOTAL	.290	39	15	69	13	20	5	0	0	2	25	.362	13

Year	HBP	SO	GDP	OB%	SF	SH	SB	ATT	PO	A	E	FLD%
2019	0	19	0	.402	0	0	1	2	40	3	2	.956
TOTAL	0	19	0	.402	0	0	1	2	40	3	2	.956

**MILES TOMCZAK**OF | L/R | 6-3 | 200 | Jr. | 2nd Year
Lone, Calif. (Argonaut HS)**37**CAREER GAMES: 69
CAREER STARTS: 58
2019 STARTS: 21

2019 (SOPHOMORE): Tomczak appeared in 26 games from the plate... started 21 games with 18 starts in right field, two in left field and one in center field... hit .167 from the plate... tallied nine hits... smacked two doubles and hit one home run, a two-run shot, against Air Force (April 14)... scored eight runs, including two runs at Cal Poly (April 9)... drove in four RBI... drew six walks... stole lone base of the season against Missouri State (Feb. 24)... laid down a sacrifice bunt against CSU Fullerton (Feb. 23).

2018 (FRESHMAN): Tomczak appeared in 43 games as a freshman... made 37 starts with 32 coming in right field and five in left field... smacked 35 hits to tie for sixth-most on the team... hit .255 from the plate with a .292 on-base percentage and a .394 slugging percentage... hit 10 doubles as he was one of five 'Dogs with double-digit doubles... hit three home runs on the season, seventh-most on the club... scored 19 runs and drove in 20 RBIs... laid down two sacrifice hits... stole two bases... tallied a .932 fielding percentage... had 11 multi-hit games with two hits apiece... scored a season-high three runs against Saint Mary's (April 17), one of four multi-run games... drove in a season-best four runs at San Jose State (March 18).

HIGH SCHOOL: Was one of six 'Dogs to be a member of the Oakland A's Area Code Team in 2016... appeared in 26 games at Argonaut HS in 2016 as a junior hitting .470 from the plate and added 39 hits with 16 going for extra-bases, including nine doubles, three triples & four home runs and added 31 RBIs, 30 runs scored & had a .559 on-base percentage and a .795 slugging percentage (2016)... Over his first three-years as a prep, Tomczak appeared in 74 games hitting .455 from the plate and had 101 hits, 23 doubles, 14 triples, 11 home runs, 95 RBIs, 78 runs scored and finished with a .543 on-base percentage and a .833 slugging percentage.

PERSONAL: Son of Jennifer and Ross Tomczak... has four siblings, Evan, Riley, Seth and Nora... choose Fresno State because the coaching style matched his playing style... undecided major... favorite athlete is Tom Brady because he is the greatest quarterback of all time and has the will to win... biggest athletic thrill was hitting his first home run.

MILES TOMCZAK'S SINGLE-GAME HIGHS

AT BATS: 6 (2x)	WALKS: 2 (2x)
RUNS: 3 (vs. Saint Mary's, 4/17/18)	STRIKEOUTS: 3 (2x)
HITS: 2 (11x)	SAC HITS: 1 (3x)
RBIs: 4 (vs. SJSU-2, 3/18/18)	SAC FLIES: --
DOUBLES: 1 (12x)	STOLEN BASES: 1 (3x)
TRIPLES: --	HIT BY PITCH: 1 (2x)
HOME RUNS: 1 (4x)	ASSISTS: 1 (7x)
TOTAL BASES: 6 (at New Mexico, 4/6/18)	ERRORS: 2 (vs. LBSU, 3/29/18)

MILES TOMCZAK'S CAREER STATS

Year	Avg	GP	GS	AB	R	H	2B	3B	HR	RBI	TB	SLG%	BB
2018	.255	43	37	137	19	35	10	0	3	20	40	.394	5
2019	.167	26	21	54	8	9	2	0	1	4	14	.259	6
TOTAL	.230	69	58	191	27	44	12	0	4	24	54	.356	11

Year	HBP	SO	GDP	OB%	SF	SH	SB	ATT	PO	A	E	FLD%
2018	2	40	6	.292	0	2	2	2	50	5	4	.932
2019	0	22	1	.250	0	1	1	1	25	2	0	1.000
TOTAL	2	62	7	.279	0	3	3	3	75	7	4	.953

**JAIME ARIAS**LHP | L/L | 6-0 | 200 | Jr. | 3rd Year
Woodland, Calif. (Woodland HS)CAREER GAMES: 51
CAREER STARTS: 10
2019 STARTS: 2

39

2019 (SOPHOMORE): Arias earned Third-Team Collegiate Baseball All-American honors... also earned First-Team All-Mountain West accolades... went 1-3 with a 3.28 ERA... appeared in 28 games while making two starts... converted 12 saves to tie for the second-most saves in a single-season in program history... tossed 46.2 innings, fourth-most on the team, and struck out 59, third on the team... only issued 14 walks in eight games and only allowed multiple walks in three of 28 appearances... held opponents to a .227 average from the plate... struck out at least one batter in 24 of 28 contests, including 17 multi-strikeout contests... allowed 18 runs, 17 earned and only had five appearances allowing multiple earned runs... struck out a career-high eight in 5.0 innings at Oregon (April 6) allowing four hits, two earned runs and three walks... threw 6.2 innings on April 14 in a 9-5 win over Air Force limiting the Falcons to six hits, two runs, one earned, one walk and three strikeouts.

2018 (FRESHMAN): Tabbed a Freshman All-America by Collegiate Baseball Newspaper, the 14th Bulldog to ever receive that honor... had a standout rookie season on the mound for the 'Dogs posting a 5-1 mark, the second-most wins on the team and tied for eighth in the MW... posted a 3.69 ERA, fourth-best in the Mountain West... in 23 appearances, third-most on the team... made eight starts, third-most on the team... tossed 62 strikeouts, tied for 9th in the MW in 68.1 innings of work which ranked tied for 13th in MW... allowed only the second-fewest walks in the MW issuing 12 free passes... his 5.17 strikeout-to-walk ratio ranked second in the MW and finished No. 44 in the nation... held opponents to a .223 average from the plate, fifth-best in the MW, and recorded his first career save at New Mexico on April 8 tossing two innings in a 11-6 win over the Lobos... recorded at least one strikeout in 18 of his 23 appearances on the season... reached a season-best five strikeouts in six contests... tossed a season-high six innings on April 29 at home against Air Force shutting down the Falcons for three hits and no runs while striking out four in a 10-0 win.

HIGH SCHOOL: Attended Woodland High School in Woodland, Calif... earned Tri-County All-Conference honors helping the Wolves finish third in the seven-team league in 2017... 2016 Oakland A's Area Code Team member... earned the Defense MVP honors and the JC Horn Award... went a perfect 6-0 with a 1.58 ERA as a sophomore in 2015 tossing 44.1 innings with 41 strikeouts allowing only 10 earned runs on the season... posted a 4-4 mark as a senior in 2017 with a 1.54 ERA throwing six complete games and tossed 54.2 innings while striking out 87 and held opponents to a .170 batting average.

PERSONAL: Son of Rosa and Jaime Arias... has an older sister, Ariel... choose Fresno State because he wants to bring the Bulldogs another College World Series Championship and wants to help build a winning team... most admires his father because he wants to raise his children someday the way he was raised... lists his biggest athletic thrill as winning 20 games in a row during his sophomore year of high school... favorite athlete is Clayton Kershaw because he dominates from the left side and is an effective pitcher... also played football in high school... enjoys hanging out with his family and friends along with snowboarding and golfing in his free time.


JAIME ARIAS' SINGLE-GAME HIGHS

INNINGS PITCHED: 6.2 (vs. Air Force, 4/14/19)	STRIKEOUTS: 8 (at Oregon-2, 4/6/19)
RUNS ALLOWED: 9 (at Nevada, 5/5/18)	DOUBLES ALLOWED: 2 (vs. Saint Mary's, 4/17/18)
EARNED RUNS: 9 (at Nevada, 5/5/18)	TRIPLES ALLOWED: --
WALKS ALLOWED: 3 (3x)	HOMERS ALLOWED: 3 (3x)
HITS ALLOWED: 10 (at Nevada, 5/5/18)	WILD PITCHES: 2 (at Nevada, 5/23/19)
	HIT BATTERS: 3 (vs. HBU, 2/25/18)

JAIME ARIAS' CAREER STATS

Year	ERA	W	L	App	GS	GC	SHO	CBO	SV	IP	H	R	ER
2018	3.69	5	1	23	8	0	0	1	1	68.1	56	32	28
2019	3.28	1	3	28	2	0	0	1	12	46.2	40	18	17
TOTAL	3.52	6	4	51	10	0	0	2	13	115.0	96	50	45

Year	BB	SO	2B	3B	HR	BF	B/Avg.	WP	HBP	BK	SFA	SHA
2018	12	62	8	0	13	279	.223	4	9	0	2	5
2019	14	59	8	0	4	194	.227	7	2	0	1	1
TOTAL	26	121	16	0	17	473	.225	11	11	0	3	6

**NIK CARDINAL**RHP | R/R | 6-1 | 220 | Sr. | 4th Year
Bonnyville, Alberta, Canada
(Allan Hancock CC)CAREER GAMES: 47
CAREER STARTS: 12
2018 STARTS: 11

42

2019 (JUNIOR): Cardinal made 16 appearances on the mound, including two starts... went 2-0 with a 4.29 ERA... tossed 21.0 innings while striking out 25... only walked five batters, including three in one contest and one apiece in two other appearances... limited opponents to a .268 average... limited opponents to 11 runs, 10 earned... threw a season-high 3.2 innings on April 13 striking out five while limiting Air Force to one hit... also threw 3.0 innings striking out a season-high six against Stanford on June 2 limiting the Cardinal to one hit and one walk... only allowed multiple earned runs in three contests.

PRIOR TO FRESNO STATE: Cardinal attended Allan Hancock College in 2018 where he earned All-League honors in the California Community College Athletic Association and Gold Glove honors... went 4-4 on the mound with 14 starts tossing 84 innings with 72 strikeouts and a 5.79 ERA and picked up a save... played at Prairie Baseball Academy in 2017 in Lethbridge, Alberta, Canada earning All-League honors... threw seven innings over nine games for Mesa Community College in 2016 falling one win shy from qualifying for the NJCAA World Series.

HIGH SCHOOL: Cardinal was a three-time All-State Player of the Year for Ecole Notre Dame High School in Alberta, Canada graduating in 2015... helped team finish second at the Canada Cup in 2014 and team played at Rogers Centre.

PERSONAL: Son of Jeanette and Fred Cardinal... has three older siblings, Justin, Tyler and Terrence... born March 8, 1997 in Bonnyville, Alberta... communications major... enjoys playing and watching hockey, hunting and fishing... biggest athletic thrill was pitching at the Rogers Centre for Team Alberta... most admires his father, Fred for always doing everything he can to support me in my baseball career... choose to attend Fresno State to play ath the highest level.

NIK CARDINAL'S SINGLE-GAME HIGHS

INNINGS PITCHED: 3.2 (vs. Air Force-2, 4/13/19)	STRIKEOUTS: 6 (vs. Stanford, 6/2/19)
RUNS ALLOWED: 4 (2x)	DOUBLES ALLOWED: 1 (2x)
EARNED RUNS: 3 (vs. Cal Poly, 4/30/19)	TRIPLES ALLOWED: --
WALKS ALLOWED: 3 (vs. Oregon-2, 4/6/19)	HOMERS ALLOWED: 1 (2x)
HITS ALLOWED: 4 (2x)	WILD PITCHES: 2 (at UNLV, 5/17/19)
	HIT BATTERS: 1 (vs. Cal Poly, 4/30/19)

NIK CARDINAL'S CAREER STATS

Year	ERA	W	L	App	GS	GC	SHO	CBO	SV	IP	H	R	ER
2019	4.29	2	0	16	2	0	0	0	0	21.0	22	11	10
TOTAL	4.29	2	0	16	2	0	0	0	0	21.0	22	11	10

Year	BB	SO	2B	3B	HR	BF	B/Avg.	WP	HBP	BK	SFA	SHA
2019	5	25	2	0	2	90	.268	3	1	0	0	2
TOTAL	5	25	2	0	2	90	.268	3	1	0	0	2



**OSCAR CARVAJAL**RHP | R/R | 6-2 | 180 | RJr. | 4th Year
Cerritos, Calif. (Gahr HS)CAREER GAMES: 44
CAREER STARTS: 5
2019 STARTS: 0

43

2019 (REDSHIRT SOPHOMORE): Carvajal appeared in a team-high 28 games ... went a perfect 4-0 with a 2.68 ERA... made two saves (vs. SJSU, 3/22 & at Oregon, 4/5/19)... ranked fifth on the team in innings pitched (40.1) and strikeouts (48)... only issued 10 walks on the season that came in six games... held opponents to a .239 average from the plate... tossed a season-high 3.0 innings against Cal State Fullerton (Feb. 23)... struck out a season-high four in three games (vs. CS Fullerton, 2/23, vs. UNLV, 5/25 & 6/1 vs. Stanford... only allowed 12 earned runs which came in six appearances... drafted in the 32nd round (976th overall) by the Houston Astros in the 2019 MLB Draft on June 5.

2018 (REDSHIRT FRESHMAN): Carvajal pitched in 16 games as a redshirt freshman making five starts on the mound... went 1-2 with a 10.67 ERA on the season.... tossed 28.2 innings for seventh-most on the club... struck out 26 which also checked in seventh on the team... only walked 15 batters on the season... won his first-ever appearance as a Bulldog starting against Michigan State on Feb. 17 tossing a season-best five shutout innings allowing only three hits while striking out a season-high six... notched 11 appearances with strikeouts, including four apiece against Houston Baptist (Feb. 24) and CSUN (Apr. 24)

2017 (FRESHMAN): Redshirted his first season at Fresno State.

HIGH SCHOOL: A 2016 graduate of Gahr High School in Cerritos, Calif., Carvajal was the Gahr HS Rookie of the Year as a sophomore in 2014 and earned the team's Most Improved Pitcher as a junior in 2015... also helped lead his summer ball club the Playa Vista Orioles to Runner-Up Silver honors... helped lead the Gladiators to a 25-7 mark as a senior in 2016, including a perfect 10-0 record in conference action... on the mound as a junior, Carvajal went 1-1 with a 3.86 ERA in 16.1 innings with eight strikeouts and held opponents to a .266 batting average... ranked among Top 300 players in California in the Class of 2016 by Perfect Game.

PERSONAL: Son of Salma Garcia and Oscar Carvajal Sr.... has two sisters, Breanna and Julian-na... enjoys hanging out with friends and listening to music... biggest athletic thrill is winning a pair of league championships while at Gahr HS... choose Fresno State because they have a great baseball program and it is a good school... major at Fresno State is kinesiology.

OSCAR CARVAJAL'S SINGLE-GAME HIGHS

INNINGS PITCHED: 5.0 (vs. MSU, 2/17/18)	STRIKEOUTS: 6 (vs. MSU, 2/17/18)
RUNS ALLOWED: 6 (2x)	DOUBLES ALLOWED: 2 (2x)
EARNED RUNS: 6 (2x)	TRIPLES ALLOWED: 1 (2x)
WALKS ALLOWED: 3 (vs. Nevada, 5/6/18)	HOMERS ALLOWED: 1 (4x)
HITS ALLOWED: 9 (vs. HBU, 2/24/18)	WILD PITCHES: 2 (2x)
	HIT BATTERS: 2 (2x)

OSCAR CARVAJAL'S CAREER STATS

Year	ERA	W	L	App	GS	GC	SHO	CBO	SV	IP	H	R	ER
2018	10.67	1	2	16	5	0	0	0	0	28.2	53	37	34
2019	2.68	4	0	28	0	0	0	0	2	40.1	37	14	12
TOTAL	6.00	5	2	44	5	0	0	0	2	69.0	90	51	46

Year	BB	SO	2B	3B	HR	BF	B/Avg.	WP	HBP	BK	SFA	SHA
2018	15	26	7	1	2	160	.402	8	7	2	1	5
2019	10	48	4	1	2	169	.239	2	3	0	0	1
TOTAL	25	74	11	2	4	329	.314	10	10	2	1	6

**JULIAN SOTELO**RHP | R/R | 6-0 | 200 | RFr. | 2nd Year
Cerritos, Calif. (Gahr HS)

45

2019 (FRESHMAN): Redshirted.

HIGH SCHOOL: Preseason Under Armour All American... USA Baseball NTIS Southern California Team... Gahr HS Principal Honor Roll... Scholar Athlete Award... ranked among the top 500 players in California and the 66th-best outfielder by Perfect Game.

PERSONAL: Son of Elena and Frank Sotelo, Sr... has one brother, Frank Sotelo III... business major at Fresno State... born in Bellflower, Calif... enjoys playing video games in his free time... favorite athlete is Aaron Rodgers... most admires his parents and brother for always giving him support... choose to attend Fresno State to earn his degree and play for a championship team.

**JAMISON HILL**RHP | R/R | 6-1 | 180 | Jr. | 3rd Year
San Diego, Calif. (Rancho Bernardo HS)

46

CAREER GAMES: 44
CAREER STARTS: 5
2019 STARTS: 4

2019 (SOPHOMORE): Hill saw action on the mound in 19 appearances.... made four starts... converted one save in the 'Dogs 6-3 season-opening win over Utah Valley... went 2-2 with a 4.97 ERA... tossed 38.0 innings (sixth-most on the team)... struck out 39, also the seventh-most on the team... held opponents to a .271 average from the plate... issued 24 walks... tossed a season-high five innings on April 13 (DH game two) against Air Force and struck out a season-best seven versus the Falcons... notched 11 multi-strikeout outings and struck out at least one batter in 17 of 19 appearances... only allowed multiple earned runs in five outings... picked up wins over Nevada (May 5) and San Diego State (May 12) tossing 3.2 innings in each victory... struck out seven in the win over the Wolf Pack and one against the Aztecs.

2018 (FRESHMAN): Hill appeared in a team-high 25 games as a pitcher, seventh-most in the Mountain West... made his first career start against Long Beach State (March 29)... led the team and tied for seventh in the MW with five saves... posted a 3-5 overall record with a 6.13 ERA... ranked fifth on the team with three wins... tossed 39.2 innings... ranked sixth on the team with 34 strikeouts... held opponents to a .296 batting average... tossed a season-high 3.2 innings against the Dirtbags and finished with four appearances of three or more innings... struck out a season-high four twice, in his Bulldog debut against Michigan State (Feb. 16) & against Houston Baptist (Feb. 23)... had seven appearances without allowing an hit and 12 where he held opponents without an earned run.

HIGH SCHOOL: Hill posted a 8-3 mark with a 1.62 ERA striking out 84 in 69.0 innings of work as a senior at Ranch Bernardo High School as a senior in 2017.... was a 2016 Perfect Game Underclass All-American... ranked among the top 150 players in California by Perfect Game for the 2017 class and the #50-best RHP in the state.

PERSONAL: Son of Tonya Hill and Garry Templeton II... has two younger siblings, Charlyze Hill and Garry Templeton III... step-grandfather is Garry Templeton who was a 16-year MLB player for the St. Louis Cardinals and San Diego Padres where he was a three-time All-Star, two-time Silver Slugger Award winner and a 2015 San Diego Padres Hall of Fame Inductee... choose Fresno State because of its strong baseball program... undecided on his major at Fresno State... favorite athlete is Fernando Rodney because he is cool, calm and collective... born March 28, 1999.

JAMISON HILL'S SINGLE-GAME HIGHS

INNINGS PITCHED: 5.0 (vs. Air Force-2, 4/13/19)	DOUBLES ALLOWED: 2 (2x)
RUNS ALLOWED: 8 (vs. LBSU, 3/29/18)	TRIPLES ALLOWED: 1 (vs. LBSU, 3/29/18)
EARNED RUNS: 6 (vs. LBSU, 3/29/18)	HOMERS ALLOWED: 2 (vs. UNM, 3/9/18)
WALKS ALLOWED: 3 (5x)	WILD PITCHES: 2 (2x)
HITS ALLOWED: 8 (at CAL POLY, 4/9/19)	HIT BATTERS: 2 (3x)
STRIKEOUTS: 7 (2x)	

JAMISON HILL'S CAREER STATS

Year	ERA	W	L	App	GS	GC	SHO	CBO	SV	IP	H	R	ER
2018	6.15	3	5	25	1	0	0	1	5	39.2	48	33	27
2019	4.97	2	2	19	4	0	0	0	1	38.0	38	23	21
TOTAL	5.60	5	7	44	5	0	0	1	6	77.2	86	56	48

Year	BB	SO	2B	3B	HR	BF	B/Avg.	WP	HBP	BK	SFA	SHA
2018	24	34	7	1	5	195	.296	8	3	2	2	4
2019	24	39	5	0	1	174	.271	5	7	0	2	1
TOTAL	48	73	12	1	6	369	.285	13	10	2	4	5



**KEVIN LARSON**RHP | R/R | 6-9 | 250 | RSo. | 3rd Year
Bakersfield, Calif. (Independence HS)CAREER GAMES: 28
CAREER STARTS: 0
2019 STARTS: 0

47

2019 (REDSHIRT FRESHMAN): Larson appeared in 28 games on the mound in relief in 2019 as a redshirt freshman... posted a 2-1 mark with a 4.06 ERA... tossed 31.0 innings, seventh-most on the team... struck out 43, sixth on the club... held opponents to a .248 average from the plate... earned wins over Utah Valley (Feb. 18 - DH-G2) and against CSU Bakersfield (April 16)... suffered lone loss of the season against Stanford (June 3) in the Stanford Regional final... tossed a season-high 3.2 innings against San Diego State (May 11) striking out four batters... struck out a season-high five in two innings of work on March 12 against San Francisco in a 8-6 win over the Dons... only allowed an earned run in six of 28 appearances... struck out at least one batter in 23 appearances and notched 12 multi-strikeout performances.

2018 (FRESHMAN): Redshirted.

HIGH SCHOOL: Larson graduated from Independence High School in Bakersfield in 2017... went 4-4 with a 2.82 ERA in 44.2 innings of work as a senior striking out 76... posted a 7-3 record, 1.04 ERA in 13 appearances as a junior tossing 81 strikeouts in 54.0 innings pitched and allowed only eight earned runs in 2016... in his three years on varsity, he appeared in 36 games with a 15-10 mark and a 1.90 ERA throwing 151.0 IP, 219 K's and has held opponents to a .163 batting average.

KEVIN LARSON'S SINGLE-GAME HIGHS

INNINGS PITCHED: 3.2 (vs. San Diego State, 5/11/19)	STRIKEOUTS: 5 (vs. San Francisco, 3/12/19)
RUNS ALLOWED: 5 (vs. Stanford, 6/3/19)	DOUBLES ALLOWED: 2 (vs. San Diego State, 5/11/19)
EARNED RUNS: 5 (vs. Stanford, 6/3/19)	TRIPLES ALLOWED: --
WALKS ALLOWED: 3 (3x)	HOMERS ALLOWED: 1 (vs. Stanford, 6/3/19)
HITS ALLOWED: 6 (vs. San Diego State, 5/11/19)	WILD PITCHES: 2 (vs. Air Force-1, 4/13/19)
	HIT BATTERS: 1 (at CSUB, 3/27/19)

KEVIN LARSON'S CAREER STATS

Year	ERA	W	L	App	GS	GC	SHO	CBO	SV	IP	H	R	ER
2019	4.06	2	1	28	0	0	0	0	0	31.0	29	21	14
TOTAL	4.06	2	1	28	0	0	0	0	0	31.0	29	21	14

Year	BB	SO	2B	3B	HR	BF	B/Avg.	WP	HBP	BK	SFA	SHA
2019	24	43	5	0	1	145	.248	5	1	0	1	2
TOTAL	24	43	5	0	1	145	.248	5	1	0	1	2

**KYLE PRUHSMEIER**RHP | R/R | 6-2 | 200 | So. | 2nd Year
Redwood City, Calif. (Sequoia HS)CAREER GAMES: 9
CAREER STARTS: 1
2019 STARTS: 1

48

2019 (FRESHMAN): Pruhsmeier appeared in nine games on the mound as a freshman in 2019... started one game, at Oregon on April 6... posted a 1-1 record with a win at CSU Bakersfield (March 27) while suffering a loss at No. 2 Stanford (April 2)... tallied a 6.35 ERA... threw 11.1 innings... allowed only eight hits, 10 runs, eight earned... struck out 14... only allowed six walks... held opponents to a .190 average from the plate... threw a season-high two innings in two games (vs. San Francisco, March 12 & vs. CSU Bakersfield, April 16)... struck out a season-best three at Tennessee (March 8)... threw a season-best 36 pitches at Oregon (April 4).

HIGH SCHOOL: Pruhsmeier was a four-year letter winner at Sequoia High School in Redwood City... named the 2015 All-CCS Freshman of the Year... earned All-CCS honors in 2016 & 2017... named a Perfect Game Top 500 player nationally... member of USA Baseball NTIS Northern California Team... was a force the plate for the Cherokee as a senior hitting .464 with 26 hits in 56 at-bats with 11 extra-base hits and 19 runs scored... posted a 0.53 ERA as a junior and 0.58 ERA as a sophomore on the mound... also lettered three seasons in basketball.

PERSONAL: Son of Liz and Kevin Pruhsmeier...has one sister, Samantha... born in Redwood City, Calif... favorite athlete is Lionel Messi because he is humble... most admires his parents because they always pushed him to pursue his dreams... choose to attend Fresno State to play baseball and earn his degree.

KYLE PRUHSMEIER'S SINGLE-GAME HIGHS

INNINGS PITCHED: 2.0 (2x)	STRIKEOUTS: 3 (at Tennessee, 3/8/19)
RUNS ALLOWED: 3 (vs. CSUB, 4/16/19)	DOUBLES ALLOWED: 1 (2x)
EARNED RUNS: 2 (3x)	TRIPLES ALLOWED: --
WALKS ALLOWED: 2 (2x)	HOMERS ALLOWED: 1 (2x)
HITS ALLOWED: 3 (vs. CSUB, 4/16/19)	WILD PITCHES: 1 (at San Diego State, 3/31/19)
	HIT BATTERS: 1 (3x)

KYLE PRUHSMEIER'S CAREER STATS

Year	ERA	W	L	App	GS	GC	SHO	CBO	SV	IP	H	R	ER
2019	6.35	1	1	9	1	0	0	0	0	11.1	8	10	8
TOTAL	6.35	1	1	9	1	0	0	0	0	11.1	8	10	8

Year	BB	SO	2B	3B	HR	BF	B/Avg.	WP	HBP	BK	SFA	SHA
2019	6	14	2	0	2	52	.190	1	3	0	1	0
TOTAL	6	14	2	0	2	52	.190	1	3	0	1	0

**RYLAN SULLIVAN**

RHP | R/R | 6-3 | 230 | RSr. | 5th Year
El Dorado Hills, Calif. (Oak Ridge HS)

CAREER GAMES: 47
CAREER STARTS: 0
2019 STARTS: 0

49

2019 (REDSHIRT JUNIOR): Sullivan appeared in 22 games in 2019... posted a 2-2 record... earned wins over Air Force (April 13) and in the MW Tournament championship game at UNLV (May 25)... recorded a 3.27 ERA... tossed 22.0 innings... struck out 17 while only walking 11... limited opponents to a .266 average... only allowed 10 runs, eight earned... converted lone save on the season in a 6-1 win at San Jose State (April 20)... threw a season-high 2.2 innings against Cal Poly on April 30 allowing only two hits in a 8-6 win... struck out a season-best two in three games... did not allow an earned run in 18 of 22 appearances... only allowed multiple hits in three outings... earned Academic All-Mountain West honors for a second time... named a Mountain West Scholar-Athlete for a third season.

2018 (REDSHIRT SOPHOMORE): Sullivan returned to the mound after missing a year due to injury on Feb. 17 against Michigan State picking up his first career save tossing a scoreless inning while striking out one... made 17 appearances on the mound in relief... posted a 1-2 record with a 5.51 ERA... tossed 16.1 innings while striking out 15... held opponents to a .220 average from the plate... threw a season-best 2.0 innings in three games... struck out a season-high three batters in three contests... only allowed two extra-base hits of the 13 hits allowed.

2017 (SOPHOMORE): Took a redshirt season sitting out the year with an injury.

2016 (FRESHMAN): Sullivan made eight appearances on the mound as a freshman... tossed eight innings with a 7.88 ERA... tallied 12 strikeouts while allowing only five walks... only allowed an earned run in two of his eight appearances... tossed a season-high two innings twice at Pacific (April 5) and at Cal Poly (April 19)... struck out a season-best four at Cal Poly... named Mountain West Scholar-Athlete.

HIGH SCHOOL: Attended Oak Ridge High School in El Dorado Hills, Calif., where he was a two-sport athlete playing baseball and football ... was a three-year starting pitcher for the Trojans and earned first-team all-league and all-metro honors ... notched five wins and posted a 2.35 ERA while holding opponents to a .199 batting average in 50.2 innings of work as a senior ... on the gridiron, Sullivan was a two-year starter at tight end, a team captain, and tallied 39 receptions for 474 yards and seven touchdowns as senior ... was the Oak Ridge Athlete of the Year for his class as a freshman, sophomore and senior and earned the best career athlete award ... earned the 2013 Delta River League Sportsmanship Award ... also a member of the National Honor Society and was a character combine intern.

PERSONAL: Son of Ed and Robin Sullivan ... has one older brother, Kevin ... undeclared major at Fresno State ... chose Fresno State for its great baseball program and the program's strong emphasis on academics and blue collar attitude of school ... enjoys watching sports and playing sports in his free time.

RYLAN SULLIVAN'S SINGLE-GAME HIGHS

INNINGS PITCHED: 2.2 (vs. Cal Poly, 4/30/19)	DOUBLES ALLOWED: 2 (vs. Youngstown-2, 2/27/16)
RUNS ALLOWED: 5 (at Pacific, 4/5/16)	TRIPLES ALLOWED: 1 (vs. Cal Poly, 4/30/19)
EARNED RUNS: 5 (at Pacific, 4/5/16)	HOMERS ALLOWED: 1 (vs. UNM, 4/27/19)
WALKS ALLOWED: 3 (4x)	WILD PITCHES: 1 (6x)
HITS ALLOWED: 6 (at Pacific, 4/5/16)	HIT BATTERS: 2 (2x)
STRIKEOUTS: 4 (at Cal Poly, 4/19/16)	

RYLAN SULLIVAN'S CAREER STATS

Year	ERA	W	L	App	GS	GC	SHO	CBO	SV	IP	H	R	ER
2016	7.88	0	0	8	0	0	0	0	0	8.0	11	7	7
2017													
2018	5.51	1	2	17	0	0	0	0	1	16.1	13	10	10
2019	3.27	2	2	22	0	0	0	1	1	22.0	21	10	8
TOTAL	4.88	3	4	47	0	0	0	1	2	46.1	45	27	25

Year	BB	SO	2B	3B	HR	BF	B/Avg.	WP	HBP	BK	SFA	SHA
2016	5	12	2	0	0	40	.333	1	2	0	0	0
2017												
2018	15	15	2	0	0	79	.220	4	5	1	0	0
2019	11	17	4	1	1	97	.266	1	4	0	1	2
TOTAL	31	44	8	1	1	216	.263	6	11	1	1	2

**ROBBIE PETERS**

LHP | L/L | 6-6 | 220 | RSo. | 3rd Year
Tulsa, Okla. (Jenks HS)

CAREER GAMES: 19
CAREER STARTS: 0
2019 STARTS: 0

55

2019 (REDSHIRT FRESHMAN): Peters appeared in 19 games as a redshirt freshman on the mound in relief... posted a 5.51 ERA... tossed 16.1 innings... struck out 12 batters while walking five... allowed 20 hits and 10 earned runs... held opponents to a .303 average... tossed a season-high two innings against Pacific (April 23) and San Diego State (May 10)... struck out a season-best two in three games (Kansas State, Feb. 22, at Cal Poly, April 9 & vs. Air Force-1, April 13)... only allowed an earned run in seven of 19 appearances.

2018 (FRESHMAN): Redshirted.

HIGH SCHOOL: Graduated from Jenks High School in Tulsa, Okla. in 2017... helped lead the Trojans to a 22-14 mark as a left-handed pitcher... earned Academic All-Team honors and was named a captain as a senior... played wide receiver on two 6A-1 large school state championships teams for the Trojans.

PERSONAL: Son of Beth and Rob Peters... has three sisters, Cameron, Caroline and Ca-leigh.... mathematics major at Fresno State... choose the Bulldogs because he wanted to play baseball on the West Coast and the coaching staff... enjoys long boarding, playing baseball and ping-pong... born Aug. 28, 1998.

ROBBIE PETERS' SINGLE-GAME HIGHS

INNINGS PITCHED: 2.0 (2x)	4/23/19)
RUNS ALLOWED: 3 (vs. Cal Poly, 4/30/19)	STRIKEOUTS: 2 (3x)
EARNED RUNS: 3 (vs. Cal Poly, 4/30/19)	DOUBLES ALLOWED: 1 (4x)
WALKS ALLOWED: 2 (at Oregon, 4/4/19)	TRIPLES ALLOWED: --
HITS ALLOWED: 5 (vs. Pacific, 4/30/19)	HOMERS ALLOWED: 1 (vs. Cal Poly, 4/30/19)
	WILD PITCHES: 1 (2x)
	HIT BATTERS: 1 (4x)

ROBBIE PETERS' CAREER STATS

Year	ERA	W	L	App	GS	GC	SHO	CBO	SV	IP	H	R	ER
2019	5.51	0	0	19	0	0	0	0	0	16.1	20	10	10
TOTAL	5.51	0	0	19	0	0	0	0	0	16.1	20	10	10

Year	BB	SO	2B	3B	HR	BF	B/Avg.	WP	HBP	BK	SFA	SHA
2019	5	12	4	0	1	76	.303	2	4	1	0	1
TOTAL	5	12	4	0	1	76	.303	2	4	1	0	1

2020 NEWCOMERS

**BLAKE WINK**INF | R/R | 5-10 | 170 | Fr. | 1st Year
Yorba Linda, Calif. (Yorba Linda HS)

7

HIGH SCHOOL: Wink was named a 2018 Crestview League All League selection as a junior... 2018 Crestview League Scholar Athlete... Ryan Lemmon Tournament MVP... 2017 and 2018 Under Armor Preseason All-American... three-year letter winner at Yorba Linda High School... earned Orange County Register Second-Team honors... named Southern Section All-Division III team... MaxPreps All-State Second-Team selection... .hit .381 from the plate as a senior scoring 24 runs, driving in 12 RBI along with smacking eight doubles, one triple and hit three home runs... played in 28 games as a junior hitting .364 with 32 hits, seven doubles, one triple, drove in 19 RBI and scored 20 runs.

PERSONAL: Son of Brian and Cherie Wink... has two siblings, Carson & Payton... Business major at Fresno State... enjoys working out in his free time... favorite athlete is Josh Hamilton... choose Fresno State because it was a good fit.

**ANDREW KACHEL**INF | L/R | 6-0 | 170 | Fr. | 1st Year
Gilroy, Calif. (Christopher HS)

11

HIGH SCHOOL: Kachel was a three-year varsity starter at Christopher High School in Gilroy, Calif... earned two All PCAL-Gabilan League honors... ranked among the top 500 prospects in the 2019 class by Perfect Game... ranked as the 18th-best shortstop in California and 129th nationally by Perfect Game... also earned All-League honors and defensive award in basketball.

PERSONAL: Son of Mike and Irene Kachel... business major at Fresno State... enjoys baseball and fishing in his free time... favorite athlete is Daniel Murphy... also recruited by Cal State Fullerton... favorite athletic memory was winning the Central Coast Section in high school.

**MASON GROTTTO**INF | R/R | 6-0 | 180 | Jr. | 3rd Year
Clovis, Calif. (Cuesta College)

15

PRIOR TO FRESNO STATE: Attended Cuesta College in San Luis Obispo for two seasons in 2018 & 2019... earned Second-Team All-Conference honors as a freshman in 2018 and was a honorable mention selection as a sophomore in 2019... played in 36 games in 2019 as a sophomore as the team went 22-16 ... hit .304 from the plate with nine doubles, two home runs, scored 32 runs and drove in 33 RBI while slugging .415 with a .417 on-base percentage... played in 40 games as a freshman in 2018 hitting .309 scoring 44 runs, driving in 20 RBI, stole four bases... also collected 51 hits, including 17 doubles, two triples and had an on-base percentage of .399 and a .436 slugging percentage as a freshman...

HIGH SCHOOL: Grotto was a three-year letter winner at Clovis High School from 2015-17 helping the Cougars win the 2017 CIF Championship... earned Second-Team All-State honors as a junior in 2016... played in 33 games as a senior hitting .343 with 37 hits, including six doubles, three triples, scored 21 runs and drove in 23 RBI, drew 12 walks and only struck out eight times...

PERSONAL: Son of David and Debra Grotto... has one younger brother, Kyle... mass communications major at Fresno State... born in Clovis... enjoys playing mini golf, bowling and watching television in his free time... favorite athlete is Derek Jeter because of his winning attitude... favorite athletic memory is winning the Valley Championship while at Clovis High School and hitting a grand slam... choose Fresno State because he has always wanted to be a Bulldog.

**NICHOLAS ISRAEL**INF | S/R | 5-10 | 185 | RSo. | 3rd Year
Henderson, Nev.
(College of Southern Nevada)

16

PRIOR TO FRESNO STATE: Spent the 2019 season at the College of Southern Nevada... red-shirted the 2018 season at San Diego State.

HIGH SCHOOL: 2017 graduate of Bishop Gorman HS in Las Vegas, Nev. ... Posted .371 batting average and .498 on base percentage over junior and senior seasons at Bishop Gorman... Recorded six home runs as a senior with 27 RBI and nine doubles... Recorded a .510 on-base percentage and a .642 slugging percentage as a senior... Walked 26 times while striking out only 13 times as a senior... Also stole 12 bases as a senior... Named 2017 Rawlings-Perfect Game Honorable Mention All-American... Ranked as the No. 1 overall shortstop in the state of Nevada and fifth best player overall... 2017 Perfect Game West Region Honorable Mention... 2015 & 2016 Perfect Game Honorable Mention All-American.


**JAKE GENTRY**INF | L/R | 6-0 | 180 | Jr. | 3rd Year
Claremont, Calif. (Orange Coast College)

19

PRIOR TO FRESNO STATE: Went to Orange Coast College in Costa Mesa in 2018 & 2019... appeared in 41 games as a sophomore hitting .360 from the plate with two home runs, 14 doubles, two triples, 19 runs, 37 RBI, two stolen bases, 50 hits, .400 on-base percentage and a .532 slugging percentage... earned First-Team CCCAA honors while OCC went 39-9-1 winning the Orange Empire division with a 16-5 mark... played in 35 games as a freshman in 2018 recording a .342 average from the plate with nine extra-base hits (one home run, five doubles, three triples), 14 runs, 20 RBI, 25 hits, 11 walks, .411 on-base percentage and a .534 slugging percentage.

HIGH SCHOOL: Attended Claremont High School where he was a 2017 graduate... four-year letter winner for the Wolfpack... earned First-Team Palomares All-League honors... played in 98 games in his prep career... appeared in 27 games as a senior in 2017 hitting .418 from the plate with 33 hits in 79 at-bats... totaled 10 doubles, 15 RBI and 15 runs scored... appeared in 24 games as a junior hitting .370 from the dish while seeing action in 21 games as a sophomore and 26 games as a freshman.

PERSONAL: Son of Matthew and Jennifer Gentry... communications major at Fresno State... enjoys music and hiking in his free time... favorite athlete is Kobe Bryant because of his work ethic and passion for winning... biggest athletic thrill was winning the California Junior College State Championship... choose to attend Fresno State because he wanted to be a part of the winning tradition and he grew up watching the Bulldogs.

**COLE ANDAVOLGYI**C | R/R | 6-2 | 190 | Fr. | 1st Year
Los Angeles, Calif. (Junipero Serra HS)

29

HIGH SCHOOL: Andavolgyi graduated from Junipero Serra High School in Gardena, Calif. in 2019... spent his first three years of high school at North Torrance High School... ranked as the 285th-best player in the state of California in the class of 2019 by Perfect Game & the 30th-best catcher in the state... three-year letter winner at North Torrance HS and added one more at JSHS... earned 2017 & 2018 Pioneer League First-Team honors at NTHS... tallied a .290 average from the dish as a junior in 2018 with 18 hits, including 11 for extra-bases totaling four doubles, four triples and three home runs while adding 17 runs and 20 RBI... helped JSHS to a 18-12 record as a senior in 2019 appearing in 25 games hitting .281 from the plate with 18 hits, two doubles, three triples, scored nine runs and drove in 10 RBI.

PERSONAL: Son of Steve Andavolgyi and Kuuiipo Cashman... has one older sister, Reece who played volleyball at Assumption College... business major at Fresno State... enjoys hanging out with friends, working out and shoes... favorite athlete is Kobe Bryant because he was a monster on and off the court... choose Fresno State because he felt it was the best fit for him and had a great coaching staff... volunteered with the Rockstar Baseball Club... was a two-time honor roll member at North Torrance High School and a member of the principals honor roll.


2019 NEWCOMERS

**JAKE HARRELL**LHP | L/L | 6-4 | 190 | Fr. | 1st Year
Clovis, Calif. (Sanger HS)

38

HIGH SCHOOL: Harrell was named the 2017 All-County/Metro Conference selection... named 2017 Sanger High Team MVP... 2017 Scholar-Athlete... 2018 All All-County/Metro Conference selection... 2018 Sanger High Team MVP... 2018 Scholar-Athlete... named the County/Metro League Player of the Year and All-State as a senior in 2019 going 12-1 with 143 strikeouts in 85.2 innings... posted a 0.65 ERA while hitting .457 with 12 doubles, three triples, one home run & 25 RBI... selected in the 39th round (No. 1180 overall) by the Cleveland Indians in the 2019 MLB Draft... four-year letter winner at Sanger High School

PERSONAL: Son of Rick Harrell and Kim Dixon... has one sibling, Kiri... kinesiology major at Fresno State... enjoys hanging out with friends, fishing and golfing... favorite athlete is Clayton Kershaw... choose Fresno State because it is his hometown team and a great baseball program.

**ALEX KENDRICK**RHP | R/R | 6-1 | 180 | Fr. | 1st Year
Atwater, Calif. (Buhach Colony HS)

40

HIGH SCHOOL: Kendrick was a 2017 Oakland A's Area Code Team... MLB Pipeline Participant... won USA Baseball Junior Olympics with San Diego Show... 2017 and 2018 Named Perfect Game Underclass All American... Fresno Easter Classic Outstanding Pitcher... ranked Top 500 Prospect by Perfect Game, including as the 37th-best pitcher in the state of California... four-year letter winner at Buhach Colony High School in Atwater, Calif... posted a 1.58 ERA as a senior with eight wins while throwing 57.2 innings and striking out 82... held opponents to a .167 average from the plate... All-Central California Conference selection.

PERSONAL: Son of Marcus and Minda Kendrick... has six siblings, Lawrence, Alyssa, Ethan, Jersey, Wyatt and Melina... kinesiology major at Fresno State... enjoys hanging out with friends, drawing and fishing... favorite athlete is Mike Trout... choose Fresno State because he wanted to be a Bulldog since he was a child.

**WILL SPRINGER**RHP | R/R | 6-2 | 200 | Fr. | 1st Year
Hanford, Calif. (Sierra Pacific HS)

41

HIGH SCHOOL: Springer was named a East Sequoia All-League selection as a freshman at Sierra Pacific High School in Hanford as well as being named the League Pitcher of the Year in 2016... earned East Sequoia League MVP honors as a sophomore and junior in 2017 & 2018... tallied a perfect 10-0 mark on the mound as a junior in 2018 tossing 50.2 innings while striking out 83 with a 0.00 ERA... named First Team Cal Hi All-State as a junior and senior... three-time Principal's List honoree... ranked a top 500 Prospect by Perfect Game... went 35-7 on the mound in his prep career with a 1.28 ERA while striking out 396 in 267.1 innings and held opponents to a .151 average... also left Sierra Pacific as the all-time leading passer in passing yards in program history.

PERSONAL: Son of Dennis and Andrea Springer... has one brother, Sammy... intends to major in agricultural business at Fresno State... father, Dennis played at Fresno State in 1986 and 1987 where he went on to be selected in the 21st round of the 1987 MLB Draft by the Los Angeles Dodgers and pitched in the MLB for eight seasons for six teams... enjoys cooking, spending time with friends and family in his free time... favorite athlete is Dodgers pitcher Walker Buehler... biggest athletic thrill was winning the Valley championship in high school in 2017... choose Fresno State because it is a great school and baseball program and close to home.

**NICO O'DONNELL**RHP | R/R | 6-4 | 220 | Jr. | 3rd Year
San Antonio, Texas (Texas)

50

PRIOR TO FRESNO STATE: O'Donnell arrives at Fresno State after spending his first two seasons at the University of Texas... pitched seven times in relief, logging eight total innings as a sophomore in 2019... struck out 14 and converted one save in his first appearance of the season at Louisiana on Feb. 16 pitching 2.1 innings and striking out a season-high four batters... as a freshman in 2018, O'Donnell finished with a 4.78 ERA and a 3-2 record in 12 games (seven starts)... tossed 30 strikeouts in 32.0 innings while allowing 22 walks & held opponents to a .252 average... allowed two runs on one hit and one hit batter on May 1 vs. Texas State... allowed one run on two hits and a walk while fanning four over 3.2 innings on April 24 vs. Houston... tossed two shutout innings on April 18 vs. Texas Southern... allowed four hits and a walk but struck out two... lasted just one-third of an inning on April 10 at Texas A&M... pitched 2.0 innings in relief on April 2 at Whataburger Field vs. Texas A&M - Corpus Christi... allowed a three-run homer on March 30 at K-State in 2.0 innings of work... went 3.0 innings on March 20 vs. No. 25 Sam Houston State, allowing one run but walking four and striking out five... went 5.1 innings on Feb. 27 against UTSA allowing one hit and struck out four in a 2-0 win... helped Texas win the 2018 Big 12 regular season crown.

HIGH SCHOOL: O'Donnell attended Churchill High School in San Antonio... racked up 105 strikeouts and a 9-1 record as a senior... named second team All-State, All-Area, and the unanimous first team All-District Pitcher and Team MVP... went 6-1 with a 1.04 ERA as a junior... named unanimous first team All-District and Team MVP as a junior...

PERSONAL: Son of Brian and Anna O'Donnell... has one sister, Dayna... kinesiology major at Fresno State... choose to become a Bulldog because it is a great school... favorite athlete is Tim Duncan because he is a great athlete and big in San Antonio... favorite athletic thrill was reaching the 2018 College World Series as a freshman at Texas in 2018.

**COOPER BERGMAN**RHP | R/R | 6-2 | 190 | Fr. | 1st Year
Clovis, Calif. (Buchanan HS)

51

HIGH SCHOOL: Bergman attended Buchanan High School in Clovis... hit .269 from the plate as a senior in 20 games while hitting .273 in 11 games as a junior (2018-19)

**RAUL SALAZAR**RHP | R/R | 6-3 | 210 | RSo. | 3rd Year
Oceanside, Calif. (Vista HS)

56

PRIOR TO FRESNO STATE: Salazar spent two seasons at Pepperdine in 2018-19... appeared in 13 games for the Waves, making five starts as a sophomore tallying a 6.06 ERA, allowing 24 runs in 35.2 innings and struck out 20 batters on the year while allowing only eight walks... threw a season-high 6.0 innings against Cal State Fullerton allowing five hits, two earned runs while striking out a season-high six... made five appearances as a freshman for the Waves as a freshman in 2018 ... had a 3.48 ERA in 10.1 innings ... Struck out three batters.

HIGH SCHOOL: Graduated from Cypress (Calif.) High School ... Played three varsity seasons under coach John Weber ... Had a career record of 15-6 with 115 strikeouts and a 1.79 ERA ... Was named All-League first team as a junior and senior and was the Empire League Pitcher of the Year as a junior ... Finished his prep career tied for the second-most shutouts (six) in program history ... Posted a streak of 46.0 consecutive scoreless innings as a senior ... Team won Empire League Championships in 2015, 2016 and 2017 ... Was named a Scholar-Athlete as a sophomore.

PERSONAL: Born in Baldwin Park, Calif. ... Son of Laura and Arturo Salazar ... Brother to Arturo Jr. and Daniel ... Brother, Arturo Jr., played baseball at Hope International University.



MIKE BATESOLE

FRESNO STATE HEAD COACH

18TH SEASON | CAL STATE FULLERTON ('1990)

44

Mike Batesole, a two-time National Coach of the Year, enters his 18th season as the head coach of the Fresno State Bulldogs.

Under Batesole, the Bulldogs were put on stage in front of the nation and captured America's hearts as he took the Bulldogs from underdogs to wonderdogs in 2008 to claim the school's first Division I national championship for any men's sport. His Bulldogs won seven-straight conference titles from 2006-12 and made six NCAA appearances in that time, advancing to the regional title game three times before winning the National Championship.

Fresno State is coming off a 40-win season in 2019 compiling a 40-16-1 overall record while winning both the Mountain West regular season and Mountain West Tournament championships. The 'Dogs made their return to the NCAA Tournament after a seven-year absence making the Stanford Regional finals where they fell to host Stanford, 9-7 in the winner-take-all game. Eight Bulldogs earned All-Mountain West honors, including six first-team selections, while Batesole earned MW Coach of the Year honors along with junior pitcher Ryan Jensen being named the MW Pitcher of the Year and redshirt senior McCarty Tatum being named the Tony Gwynn Co-Player of the Year. Fresno State has now had 35 All-MW selections in its first seven years in the MW.

In addition, eight 'Dogs went on to be drafted in the 2019 MLB Draft, including six in the top 15 rounds, as the Diamond 'Dogs extended their streak of 16 straight seasons with multiple Bulldogs being selected in the MLB Draft.

Three Bulldogs earned All-Mountain West honors in 2018 as junior right-handed pitcher Edgar Gonzalez earned First-Team All-MW honors while junior outfielder Zach Ashford and senior shortstop Korby Batesole garnered second-team accolades. Freshman left-handed pitcher Jaime Arias was named a Collegiate Baseball Newspaper Freshman All-American going 5-1 with a 3.69 ERA and 62 strikeouts in 68.1 innings. Gonzalez, Jeremiah Burks and Batesole each went on to be selected in the 2018 MLB Draft.

The 'Dogs finished 35-25 overall in 2017 winning 17 of its final 22 games on the season on its way to runner-up honors at the 2017 Mountain West Tournament. The Bulldogs, who finished third in the conference with a 18-12 overall mark, had six Bulldogs earn All-MW honors as Ricky Tyler Thomas, Aaron Arruda and Jesse Medrano earned First-Team All-Mountain West honors while Jake Stone, Scott Silva and Edgar Gonzalez earned Second-Team All-MW honors.

In addition, freshman catcher Carter Bins was named the 2017 Mountain West Freshman of the Year, the fourth freshman under Batesole to claim conference FOY honors, as well as being named a Collegiate Baseball Newspaper Freshman All-American. The 'Dogs also had a West Region-leading four student-athletes named to the American Baseball Coaches Association (ABCA)/Rawlings All-Region Teams as Arruda, Silva, Stone and Jared Akins were selected to the two teams.

Eight Bulldogs were selected in the 2017 MLB Draft as Thomas, Arruda, Akins, Fred Schlichtholz, Rickey Ramirez, Ryan Dobson, Austin Guibor and Medrano tied for the third-most players drafted in a single draft in program history and was the sixth-most players selected in the country behind Texas (11), Michigan (11), Stanford (10), Florida State (9) and Clemson (9). Stone signed a free agent deal with the Tampa Bay Rays to give the 'Dogs nine players entering the pro ranks in 2017.

In Batesole's 17-year tenure, the skipper has produced a total of 85 players who have been selected in the annual Major League Baseball Draft.

Dedicated not only to excellence on the diamond but in the classroom as well, Batesole saw eight Bulldogs earn academic all-conference honors in 2019. Additionally, three Diamond Dogs were celebrated with the Mountain West Scholar-Athlete honor, which recognizes student-athletes that maintain a 3.5 cumulative grade point average or better. Overall, Batesole has had 160 student athletes receive all-academic selections at Fresno State.

Batesole led the Bulldogs to a historical 2008 season after defying the odds and beating six ranked teams and facing six elimination games to win the program's first-ever National Championship. Six 'Dogs off that team were drafted to Major League Baseball.

Batesole earned three additional National Coach of the Year accolades that year from the American Baseball Coaches Association, FieldTurf and the National College Baseball Writers Association. The Bulldogs captured their third-consecutive WAC championship in 2008 and finished the postseason run with an overall record of 47-31. Fresno State saw five players earn first-team All-WAC honors in 2008. The 2008 postseason run was the 'Dogs fourth appearance at the College World Series and first National Championship.

Batesole joined the Bulldogs after spending seven seasons as head coach at Cal State Northridge. During his tenure, the Matadors captured a Western Athletic Conference (1996) and Big West Conference titles (2002). The Matadors made two NCAA Tournament appearances under Batesole and his career record of 256-158-1 at Northridge ranks him second all-time in program history in wins. In Batesole's seven years at Cal State Northridge, 37 of his players made it to the professional ranks.

Batesole earned a bachelor's degree in kinesiology from Cal State Fullerton in 1990 and received his master's degree in biomechanics in 1992.

A native of Anaheim, Calif., Batesole played shortstop for Garden Grove High School where he earned All-Garden Grove Conference and All-Orange County honors. He finished his senior season in 1982 with an incredible .500 batting average and 24 doubles. Batesole then was a stand-out player at Oral Roberts where he finished his tenure ranked third in school history in career home runs. He would go on to be drafted in the 14th round of the 1985 MLB Draft by the Los Angeles Dodgers and played within its affiliate organizations for four years.

Batesole has also received recognition for his work in the community. He has twice been awarded ('97 & '99) the prestigious Performance Salary Step Increase Award from the California State Board of Trustees for "meritorious performance in the area of teaching, professional accomplishments and service to the university community."

Batesole lives in Fresno with his wife Susie and they have four children - Kassy, Kally, Kody and Korby.

Mike Batesole Profile

Hometown: Anaheim, Calif.

Date of Birth: March 28, 1964

Family: Wife: Susie Children: Kassy, Kally, Kody, Korby

Education: Cal State Fullerton: B.A. in Kinesiology (1990)
Cal State Fullerton: M.S. in Biomechanics (1992)

Overall Record: 839-599-2 (.583) (24 years)

Record at Fresno State: 583-441-1 (.569) (17 years)

Date Hired: May 28, 2002

Coaching History

- 2003-Present: Fresno State Head Coach
- 1996-2002: Cal State Northridge Head Coach
- 1994-95: Cal State Northridge Assistant Coach
- 1993: Cypress College Assistant Coach

Playing History

- Los Angeles Dodgers Organization (1985-88)
 - San Antonio Missions ('88)
 - Vero Beach Dodgers ('87)
 - Bakersfield Dodgers ('86)
 - Great Falls Dodgers ('85)
- 1984 USA Baseball Team
- Oral Roberts (1983-85)

Fresno State Coaching Highlights

National Champions: 2008

National Coach of the Year: 2008

Conference Coach of the Year: 4: 2008, 2010 (WAC), 2016, 2019 (MW)

Conference Tournament Championships: 7 (WAC - 6, MW - 1)

Regular Season Conference Championships: 7 (WAC - 5, MW - 2)

Players of the Year: 8

Pitchers of the Year: 5

Rookies of the Year: 4

First-team All-Conference selections: 64

All-American selections: 39

First-round MLB Draft picks: 6

Total MLB draft choices: 85

MIKE BATESOLE'S YEAR-BY-YEAR RECORD

Year	School	Record	(Conf.)	Finish
2019\$%	Fresno State	40-16-1	(20-8-1)	First
2018	Fresno State	30-24	(13-17)	Fifth
2017	Fresno State	35-25	(18-12)	Third
2016\$	Fresno State	36-22	(21-9)	First
2015	Fresno State	31-28	(18-12)	Third
2014	Fresno State	28-29	(13-17)	Fifth
2013	Fresno State	23-33	(14-16)	Fourth
2012^	Fresno State	31-28	(8-10)	Fifth
2011*^	Fresno State	40-16	(17-7)	First
2010*	Fresno State	38-25	(16-8)	First
2009^	Fresno State	32-30	(12-12)	Third
2008*^!	Fresno State	47-31	(21-11)	First
2007*^	Fresno State	38-29	(17-7)	First
2006*^	Fresno State	45-18	(18-6)	First
2005	Fresno State	30-29	(16-14)	Second
2004	Fresno State	29-29	(17-12)	Second
2003	Fresno State	30-29	(14-16)	Third

\$ MW Regular Season Champion % MW Tourney Champion

* WAC Regular Season Champion ^ WAC Tourney Champion

! National Champion



RYAN OVERLAND

Assistant Coach
8th Season | Fresno State (2008)

24

Ryan Overland enters his eighth season as an assistant coach for Fresno State.

Overland oversaw the pitching staff over the last two seasons that saw the Bulldogs combine for 70 wins and a 4.39 ERA in 982.1 innings and combined for 975 strikeouts while only walking 427 for a 2.07 strikeout-to-walk ratio.

The Bulldogs pitching staff compiled a 3.84 ERA as a team while striking out 517 and walking only 209 on their way to 40 wins in 2019. Junior Ryan Jensen was a stellar 12-1 on the season posting a 2.88 ERA while making 15 starts and tossed 107 strikeouts in 100.0 innings. Jensen was an All-American by both Collegiate Baseball Newspaper and American Baseball Coaches Association/Rawlings, the Mountain West Pitcher of the Year, First-Team All-Mountain West selection, Mountain West Tournament MVP, First-Team West All-Region selection and a first round selection of the 2019 MLB Draft by the Chicago Cubs.

In addition to Jensen's outstanding season, junior Davis Moore earned Second-Team All-Mountain West honors as he went 10-1 with a 3.91 ERA while striking out 91 in 89.2 innings while limiting opponents to a .253 average from the plate. Davis went on to be drafted in the 15th round of the 2019 MLB Draft by the Washington Nationals. Sophomore left-hander Jaime Arias earned First-Team All-Mountain West honors and Third-Team All-American honors by Collegiate Baseball Newspaper after finishing with 12 saves, the second-most in a single season in program history.

The Bulldogs held opponents to a .268 average in 2018 while junior right-hander Edgar Gonzalez earned First-Team All-Mountain West honors finishing the season 8-2 overall with a 2.84 ERA making 16 appearances, 14 starts, leading the MW with 110 strikeouts in 95.0 innings.

Prior to his time as the 'Dogs pitching coaching, Overland helped establish a run of high-level backstops, Overland and the Bulldogs continued that strong run in 2017 as freshman catcher Carter Bins earned Mountain West Freshman of the Year honors as well as being named a Collegiate Baseball Newspaper Freshman All-American.

Under Overland, standout catcher Taylor Ward became the highest drafted catcher in Fresno State program history in 2015 after being selected by the Los Angeles Angels with the 26th overall selection. The junior started all 59 games leading the Bulldogs in home runs (7), RBI's (42) and total bases (104) and earned first-team All-Mountain West.

The 'Dogs had four catchers selected in a three-year period as Ward joined Austin Wynns (10th Rd., Baltimore Orioles) and Trent Garrison (28th Rd., New York Yankees) in 2013 and Trent Woodward (20th Rd., Houston Astros) in 2014.

Overland, who has a long history with Fresno State, was a catcher on the 2008 National Championship team. He later served as the Bulldogs' baseball intern in 2011 and then as the volunteer assistant coach in 2012. Overland obtained his first full-time assistant coaching position at Nevada in the fall of 2012 before rejoining Fresno State for the 2013 season.

He earned his master's in health, physical education and recreation from South Dakota State in 2010.

In his career as a Bulldog student-athlete, he played in over 180 games, won three WAC Championships along with the 2008 National Championship.

Overland earned his bachelor's degree in communications studies from Fresno State in 2008.

Ryan Overland Profile

Hometown: Atascadero, Calif.
Date of Birth: Oct. 25, 1985
Education: Fresno State: B.A. in Communication Studies (2008)
South Dakota State:
M.S. in Health, Physical Education and Recreation (2010)
Date Hired: Jan. 2, 2013

Coaching History

- 2013-Present: Fresno State Assistant Coach
- 2012: Nevada Assistant Coach
- 2012: Fresno State Volunteer Assistant Coach
- 2011: Fresno State Baseball Intern
- 2009-10: South Dakota State Graduate Assistant Coach

Playing History

- Fresno State (2005-08)



GREG GONZALEZ

Assistant Coach
1st Season | Fresno State (2011)

14

Greg Gonzalez enters his first season as an assistant coach for Fresno State.

Announced by head coach Mike Batesole on Nov. 8, 2019, Gonzalez makes his return to Fresno State after being a former Diamond 'Dog in 2010-11.

Spending the last two seasons as an assistant coach at Santa Clara of the West Coast Conference, Gonzalez helped the Broncos to 38 wins, including 26 in 2018 and a sixth-place finish in the WCC.

Prior to his time at Santa Clara, Gonzalez coached at Skyline College in San Bruno, Calif., for three seasons from 2015 to 2017 under head coach Dino Nomicos. A former Skyline Trojan himself in 2008 and 2009, Gonzalez won 22 games on the mound, twice leading the state in strikeouts and also earned All-American honors twice.

He moved on to Fresno State and accumulated a 19-3 record on the mound over the 2010 and 2011 seasons. He earned All-Western Athletic Conference (WAC) accolades in both years while also throwing a no-hitter at Hawai'i on April 10, 2010.

He earned WAC Pitcher of the Year honors in 2011 going 11-1 with a 1.79 ERA in 16 starts earning All-American honors while being named a Golden Spikes semifinalist.

Gonzalez went on to be drafted by the San Diego Padres in the 15th round in 2011 and played in their system for three years.

He earned a kinesiology degree from Fresno State in 2011 and his masters of science in kinesiology with an emphasis in sports studies from St. Mary's College in 2016.

Profile

Hometown: San Bruno Calif.
Date of Birth: Sept. 19, 1988
Education: Fresno State: B.A. in Kinesiology (2011)
St. Mary's College:
M.S. in Kinesiology with emphasis in Sports Studies (2016)
Date Hired: Nov. 8, 2019

Coaching History

- 2020-Present: Fresno State Assistant Coach
- 2018-19: Santa Clara Assistant Coach
- 2015-17: Skyline College Assistant Coach

Playing History

- San Diego Organization - 15th Round Selection (2011)
- Minor Leagues - 3 seasons (2011-13)
 - Eugene Emeralds (2011)
 - Lake Elsinore Storm (2012)
 - Tuscon Padres (2013)
- Fresno State (2010-11)
- Skyline College (2008-09)



PAT WAER

Volunteer Assistant Coach
9th Season
Washington State (1995)

21

Pat Waer enters his ninth year as an assistant coach on Mike Batesole's staff and his 11th year as a Division 1 baseball coach in 2020.

This comes after a six-year stint as an assistant coach and recruiting coordinator at Fresno State in 2006 and 2008-2012. He coached at Fresno City College in 2007 as the hitting and catching coach.

Coach Waer returned to Mike Batesole's staff in the fall of 2017. His primary duties include coaching third base, assisting with hitters and team defense, coaching the outfielders, as well as assisting with the team's academic study program.

In his time as an assistant, the Bulldogs won six WAC championships, one Mountain West championship, participated in six NCAA regionals, a Super Regional, and won the 2008 National Championship. The 'Dogs went 303-188-1 (.617) over that span averaging 38 wins per season. In 2012, Waer left for his alma mater, Washington State University, and served as the hitting coach and recruiting coordinator in the 2013 and 2014 seasons.

His last seven recruiting classes included 17 drafted high school players, 32 first-team All-WAC selections, five WAC MVP's, two WAC pitchers of the year, nine All-Americans, four freshman All-Americans, five All-PAC 12 award winners, one Golden Spikes Award semi-finalist, 51 major league baseball draft selections, and two first round picks. His 2009, 2010, 2011, 2012 recruiting classes at Fresno State were ranked nationally by Collegiate Baseball and Baseball America at 10th, 28th, 19th, and 20th respectively.

Waer has signed and coached 11 players who have gone on to play in the Major Leagues, including Fresno State's Taylor Ward of the Los Angeles Angels, Austin Wynns of the Baltimore Orioles, Jordan Luplow of the Cleveland Indians and Aaron Judge of the New York Yankees who won the 2017 MLB Home Run Derby and the 2017 American League Rookie of the Year. He has also coached 69 MLB draft selections over his time as a collegiate coach.

Over the course of the last two decades as a head coach (11), assistant high school and junior college coach (2), and a Division 1 assistant (10), Waer has coached in 1,024 baseball games where he has a record of 611-410-3 for a .598 winning percentage.

The 2019 season saw the Bulldogs return to the top of the Mountain West Conference, the NCAA postseason, as well as a final National Ranking of No. 21 by Baseball America. The Dogs finished 40-16-1 while reaching the finals of the Stanford regional.

In his first year back with the Bulldogs in 2018 after a five-year leave, the Diamond 'Dogs went 30-24 finishing fifth in the Mountain West. Three 'Dogs, Edgar Gonzalez, Korby Batesole and Zach Ashford went on to earn All-MW honors, while Gonzalez, Batesole and Jeremiah Burks went on to be selected in the 2018 MLB Draft.

As a high school baseball coach from 1996-2005 and from 2014-2017, Waer has a head coaching record of 160-118-2 for a .571 winning percentage. He also served as a high school assistant football coach at three different high schools during that time. Waer's teams reached the California Interscholastic Federation semi-finals three times and he was named the 2004 Tri River Athletic Conference Coach of the Year by his peers. Waer was the head baseball coach at Dinuba High School (1999-2002), Central High School (2003-2005), and Clovis East High School (2015-2017).

Waer grew up in Fresno, Calif. and prepped at Clovis West High School and Mead High School in Spokane, Wash. After moving to Spokane following his sophomore year of high school, he was a Greater Spokane League All-Star Selection. Waer also played in the 1990 Spokane High School All-Star Game. Waer's Mead High School teams won back-to-back GSL championships and the 1989 team finished 2nd in the State Championship Tournament.

Waer played collegiate baseball at Washington State University, as a catcher and infielder, for College Baseball Hall of Fame inductee Bobo Brayton. In his college career, Waer hit .302 with 15 home runs and 126 RBI.

Waer earned his B.A. in history from Washington State University in 1995. He also has a Master's degree in education from National University in 2000 and a California teaching credential in the social sciences.

Coach Waer and his wife Erin have 4 children, Jack, Bradley, Brenna, and Alex.



KODY BATESOLE

Director of Operations
5th Season | Buchanan High School (2013)

Kody Batesole enters his fifth season as a member of the Bulldogs coaching staff as he is in his second year as the director of operations in 2020 after spending the last three seasons as an undergraduate coach from 2016-18.

Batesole helped the 'Dogs capture their second Mountain West championship in 2019 along with their first Mountain West Tournament title and return to the NCAA Tournament for the first time since 2012 as the 'Dogs made the Stanford Regional final.

In his first season on the Bulldogs staff in 2016, the Bulldogs won the Mountain West regular season title and the 'Dogs earned runner-up honors at the 2017 Mountain West Tournament.

The son of head coach Mike Batesole, Kody was a member of the 2014 Diamond Dogs as he redshirted the season.

Batesole was a three-year letter winner as a shortstop at Buchanan High School in Clovis, Calif., under coach Tom Donald upon graduating in the spring of 2013. He was a member of the national championship team that clinched the No. 1 ranking in the ESPN RISE POWERADE Fab 50 national rankings in 2011 and graduated high school with a 3.0 GPA.

Batesole graduated with a marketing major in the spring of 2018 and has two older sisters, Kassy and Kally, and one younger brother, Korby who finished his Bulldog career in 2018 and went on to be a 26th-round selection of the Boston Red Sox in the 2018 MLB Draft.

2019 OVERALL SEASON STATISTICS

(All games Sorted by Batting avg)

Record: 40-16-1 Home: 15-8-1 Away: 18-7 Neutral: 7-1 MW: 20-8-1

Player	avg	gp-gs	ab	r	h	2b	3b	hr	rbi	tb	slg%	bb	hp	so	gdp	ob%	sf	sh	sb-att	po	a	e	fld%
32 ASHFORD, Zach	.381	56-54	215	67	82	11	4	4	21	113	.526	40	5	22	4	.488	0	3	10-16	91	2	1	.989
4 OTTINO, Matt	.360	24-2	25	6	9	1	1	0	7	12	.480	2	1	5	0	.429	0	0	1-1	4	8	2	.857
14 TATUM, McCarthy	.356	57-57	236	54	84	16	2	13	77	143	.606	14	4	32	1	.397	3	2	5-8	74	102	10	.946
7 ARRUDA, JT	.338	57-57	213	56	72	15	1	8	45	113	.531	43	1	38	2	.448	2	2	8-10	91	151	8	.968
16 DEMPSEY, Nolan	.332	56-56	217	41	72	17	2	8	57	117	.539	7	13	36	4	.387	1	9	4-5	92	117	11	.950
5 HIGGINS, Ryan	.320	27-5	50	7	16	4	0	1	9	23	.460	6	0	9	1	.393	0	1	1-1	3	0	0	1.000
10 NOGALES, Emilio	.290	51-2	138	16	40	11	1	2	27	59	.428	26	3	45	3	.413	0	0	0-0	13	3	2	.889
31 ANDREWS JR, EJ	.290	39-15	69	13	20	5	0	0	2	25	.362	13	0	19	0	.402	0	0	1-2	40	3	2	.956
29 BINS, Carter	.280	57-56	218	58	61	14	0	6	28	93	.427	33	6	48	0	.385	3	4	7-9	465	65	5	.991
33 THIMJON, Nate	.267	55-38	161	21	43	7	1	3	27	61	.379	10	1	48	4	.310	2	2	4-6	64	4	3	.958
36 JOHNSON, Dylan	.231	19-3	26	2	6	0	0	0	1	6	.231	2	0	5	0	.286	0	0	0-0	7	1	1	.889
9 JAMISON, Jeff	.227	38-16	66	12	15	3	1	0	7	20	.303	6	0	20	0	.292	0	3	3-3	33	13	1	.979
27 PRESNO, Zach	.221	57-56	208	32	46	9	0	10	45	85	.409	30	4	98	3	.328	2	2	0-2	434	25	5	.989
38 CHASTAIN, Auston	.205	39-21	83	12	17	2	0	0	6	19	.229	8	2	29	1	.290	0	7	4-6	41	3	0	1.000
11 PENA, Eddie	.200	18-1	10	2	2	0	0	0	1	2	.200	1	0	2	0	.273	0	0	0-0	3	10	0	1.000
37 TOMCZAK, Miles	.167	26-21	54	8	9	2	0	1	4	14	.259	6	0	22	1	.250	0	1	1-1	25	2	0	1.000
Totals	.299	57	1989	407	594	117	13	56	364	905	.455	247	40	478	24	.385	13	36	49-70	1505	557	60	.972
Opponents	.252	57	1915	244	482	77	4	32	215	663	.346	209	52	517	27	.339	15	18	39-62	1471	568	67	.968

LOB - Team (448), Opp (461). DPs turned - Team (34), Opp (36). CI - Team (1), BINS, C. 1, Opp (1). IBB - Team (13), TATUM, M. 4, PRESNO, Z. 3, ASHFORD, Z. 3, ARRUDA, JT 2, ANDREWS, EJ 1, Opp (9). Picked off - PRESNO, Z. 2, ASHFORD, Z. 1, DEMPSEY, N. 1, ANDREWS, EJ 1, CHASTAIN, A. 1, NOGALES, E. 1, BINS, C. 1, TATUM, M. 1.

(All games Sorted by Earned run avg)

Player	era	w-l	app	gs	cg	sho	sv	ip	h	r	er	bb	so	2b	3b	hr	b/avg	wp	hp	bk	sfa	sha
14 TATUM, McCarthy	2.53	0-0	6	3	0	0/0	0	10.2	11	3	3	4	4	0	0	0	.256	1	2	0	0	1
43 CARVAJAL, Oscar	2.68	4-0	28	0	0	0/0	2	40.1	37	14	12	10	48	4	1	2	.239	2	3	0	0	1
50 JONES, Tiegen	2.84	1-1	18	0	0	0/0	0	12.2	14	4	4	8	7	2	0	0	.286	2	1	0	1	2
40 JENSEN, Ryan	2.88	12-1	16	15	1	1/1	1	100.0	82	36	32	27	107	16	0	3	.217	7	5	2	2	0
56 SULLIVAN, Ryan	3.27	2-2	22	0	0	0/1	1	22.0	21	10	8	11	17	4	1	1	.266	1	4	0	1	2
39 ARIAS, Jaime	3.28	1-3	28	2	0	0/1	12	46.2	40	18	17	14	59	8	0	4	.227	7	2	0	1	1
49 MOORE, Davis	3.91	10-1	16	15	2	0/1	0	89.2	85	40	39	34	91	11	1	9	.253	3	12	0	2	3
47 LARSON, Kevin	4.06	2-1	28	0	0	0/0	0	31.0	29	21	14	24	43	5	0	1	.248	5	1	0	1	2
42 CARDINAL, Nik	4.29	2-0	16	2	0	0/0	0	21.0	22	11	10	5	25	2	0	2	.268	3	1	0	0	2
46 HILL, Jamison	4.97	2-2	19	4	0	0/0	1	38.0	38	23	21	24	39	5	0	1	.271	5	7	0	2	1
30 MITCHELL, Nikoh	5.23	3-4	19	15	0	0/0	0	62.0	75	44	36	37	51	14	1	6	.298	16	7	1	4	2
55 PETERS, Robbie	5.51	0-0	19	0	0	0/0	0	16.1	20	10	10	5	12	4	0	1	.303	2	4	1	0	1
48 PRUHSMEIER, Kyl	6.35	1-1	9	1	0	0/0	0	11.1	8	10	8	6	14	2	0	2	.190	1	3	0	1	0
Totals	3.84	40-16	57	57	3	3/2	17	501.2	482	244	214	209	517	77	4	32	.252	55	52	4	15	18
Opponents	6.26	16-40	57	57	0	1/1	12	490.1	594	407	341	247	478	117	13	56	.299	57	40	2	13	36

PB - Team (1), BINS, C. 1, Opp (17). Pickoffs - Team (3), PETERS, R. 1, BINS, C. 1, ARIAS, J. 1, Opp (8). SBA/ATT - BINS, C. (39-58), MITCHELL, N. (12-16), MOORE, D. (5-7), HILL, J. (4-7), CARVAJAL, O. (3-6), JENSEN, R. (4-6), SULLIVAN, R. (3-4), ARIAS, J. (2-4), LARSON, K. (1-4), CARDINAL, N. (3-3), PRUHSMEIER, K. (1-2), PETERS, R. (0-1), TATUM, M. (1-1), JONES, T. (0-1).

2019 MW CONFERENCE STATISTICS

(MW games only Sorted by Batting avg)

Record: 20-8-1 Home: 7-7-1 Away: 13-1 MW: 20-8-1

Player	avg	gp-gs	ab	r	h	2b	3b	hr	rbi	tb	slg%	bb	hp	so	gdp	ob%	sf	sh	sb-att	po	a	e	fld%
4 OTTINO, Matt	.400	11-1	10	0	4	0	0	0	2	4	.400	1	0	2	0	.455	0	0	0-0	2	2	0	1.000
7 ARRUDA, JT	.364	29-29	107	28	39	9	1	5	23	65	.607	23	0	16	0	.470	2	2	5-6	55	74	5	.963
14 TATUM, McCarthy	.341	29-29	126	26	43	8	1	6	34	71	.563	3	2	14	0	.361	2	1	1-2	37	48	5	.944
10 NOGALES, Emilio	.338	27-0	77	11	26	5	1	2	18	39	.506	16	2	23	3	.463	0	0	0-0	1	0	0	1.000
16 DEMPSEY, Nolan	.336	28-28	110	20	37	11	1	4	24	62	.564	5	6	17	2	.397	0	3	1-1	40	75	7	.943
5 HIGGINS, Ryan	.333	11-3	24	4	8	2	0	1	7	13	.542	1	0	4	1	.360	0	0	1-1	1	0	0	1.000
32 ASHFORD, Zach	.321	29-27	106	28	34	5	1	3	11	50	.472	19	4	12	4	.442	0	2	3-6	46	1	1	.979
31 ANDREWS JR, EJ	.313	19-7	32	7	10	3	0	0	0	13	.406	7	0	8	0	.436	0	0	1-2	14	2	1	.941
29 BINS, Carter	.243	29-29	115	30	28	4	0	4	12	44	.383	18	1	27	0	.348	1	1	4-4	239	38	3	.989
33 THIMJON, Nate	.233	29-20	86	9	20	0	1	1	10	25	.291	5	0	22	2	.275	0	1	2-2	32	1	1	.971
27 PRESNO, Zach	.230	29-28	100	10	23	7	0	4	22	42	.420	17	3	46	1	.358	0	2	0-1	237	11	3	.988
9 JAMISON, Jeff	.222	19-7	27	7	6	1	1	0	1	9	.333	5	0	4	0	.344	0	2	1-1	14	4	0	1.000
11 PENA, Eddie	.200	8-1	5	1	1	0	0	0	0	1	.200	0	0	1	0	.200	0	0	0-0	2	8	0	1.000
38 CHASTAIN, Auston	.133	19-14	45	6	6	1	0	0	1	7	.156	5	2	16	1	.250	0	5	3-3	26	3	0	1.000
36 JOHNSON, Dylan	.133	8-3	15	0	2	0	0	0	0	2	.133	1	0	2	0	.188	0	0	0-0	7	1	1	.889
37 TOMCZAK, Miles	.133	8-6	15	1	2	0	0	1	3	5	.333	2	0	8	0	.235	0	0	0-0	7	0	0	1.000
Totals	.289	29	1000	188	289	56	7	31	168	452	.452	128	20	222	14	.379	5	19	22-29	771	295	32	.971
Opponents	.255	29	991	118	253	42	1	12	103	333	.336	82	19	269	15	.322	7	7	23-34	753	303	28	.974

LOB - Team (231), Opp (217). DPs turned - Team (20), Opp (24). IBB - Team (5), ASHFORD, Z. 2, PRESNO, Z. 2, ARRUDA, JT 1, Opp (4). Picked off - ASHFORD, Z. 1, PRESNO, Z. 1, DEMPSEY, N. 1, ANDREWS, EJ 1, NOGALES, E. 1, CHASTAIN, A. 1.

(MW games only Sorted by Earned run avg)

Player	era	w-l	app	gs	cg	sho	sv	ip	h	r	er	bb	so	2b	3b	hr	b/avg	wp	hp	bks	sfa	sha
39 ARIAS, Jaime	2.25	1-2	15	1	0	0/1	7	24.0	22	7	6	4	28	4	0	1	.242	1	0	0	1	0
50 JONES, Tiegen	2.25	0-0	6	0	0	0/0	0	4.0	4	1	1	3	1	0	0	0	.286	2	0	0	0	0
40 JENSEN, Ryan	2.51	7-0	9	9	1	1/1	0	64.2	50	21	18	18	69	11	0	1	.207	5	3	2	1	0
46 HILL, Jamison	3.10	2-1	8	1	0	0/0	0	20.1	17	8	7	11	22	2	0	0	.233	3	2	0	1	0
30 MITCHELL, Nikoh	3.19	2-3	10	9	0	0/0	0	36.2	39	21	13	16	34	5	0	2	.265	8	5	0	2	2
55 PETERS, Robbie	3.52	0-0	8	0	0	0/0	0	7.2	8	3	3	0	6	2	0	0	.286	1	0	0	0	0
42 CARDINAL, Nik	3.68	0-0	6	0	0	0/0	0	7.1	7	3	3	0	10	0	0	1	.250	2	0	0	0	0
49 MOORE, Davis	4.09	5-1	9	9	1	0/1	0	55.0	58	25	25	15	59	10	0	6	.274	1	5	0	1	2
43 CARVAJAL, Oscar	4.15	2-0	14	0	0	0/0	1	17.1	19	9	8	5	17	3	1	0	.271	1	2	0	0	1
48 PRUHSMEIER, Kyl	5.40	0-0	1	0	0	0/0	0	1.2	2	1	1	0	1	0	0	0	.333	1	0	0	1	0
47 LARSON, Kevin	6.39	0-0	12	0	0	0/0	0	12.2	19	13	9	9	18	3	0	0	.345	2	0	0	0	2
56 SULLIVAN, Ryan	7.94	1-1	7	0	0	0/1	1	5.2	8	6	5	1	4	2	0	1	.320	1	2	0	0	0
Totals	3.47	20-8	29	29	2	3/2	9	257.0	253	118	99	82	269	42	1	12	.255	28	19	2	7	7
Opponents	5.74	8-20	29	29	0	0/0	6	251.0	289	188	160	128	222	56	7	31	.289	25	20	2	5	19

PB - Team (0), Opp (8). Pickoffs - Team (2), PETERS, R. 1, ARIAS, J. 1, Opp (6). SBA/ATT - BINS, C. (23-33), MITCHELL, N. (10-12), JENSEN, R. (4-6), HILL, J. (3-5), MOORE, D. (2-4), ARIAS, J. (1-2), CARVAJAL, O. (1-2), LARSON, K. (1-1), JONES, T. (0-1), SULLIVAN, R. (1-1).



2019 SEASON RESULTS

(All games)

Date	Opponent	Score	Inns	Overall	MW	Pitcher of record	Attend	Time
Feb 16, 2019	UTAH VALLEY	w 6-3	9	1-0-0	0-0-0	JENSEN, R. (W 1-0)	1014	3:02
Feb 18, 2019	UTAH VALLEY-1	L 3-4	9	1-1-0	0-0-0	ARIAS, J. (L 0-1)	-	2:48
Feb 18, 2019	UTAH VALLEY-2	w 8-3	9	2-1-0	0-0-0	LARSON, K. (W 1-0)	868	2:25
Feb 22, 2019	vs Kansas State	w 11-3	9	3-1-0	0-0-0	JENSEN, R. (W 2-0)	220	2:54
Feb 23, 2019	vs Cal State Fullerton	w 5-2	9	4-1-0	0-0-0	MITCHELL, N. (W 1-0)	789	3:10
Feb 24, 2019	vs Missouri State	w 3-2	9	5-1-0	0-0-0	MOORE, D. (W 1-0)	519	2:33
* Mar 01, 2019	UNLV	L 3-4	(10)	5-2-0	0-1-0	ARIAS, J. (L 0-2)	1147	3:24
* Mar 02, 2019	UNLV	L 3-7	9	5-3-0	0-2-0	MITCHELL, N. (L 1-1)	0	3:00
* Mar 03, 2019	UNLV	w 6-4	9	6-3-0	1-2-0	MOORE, D. (W 2-0)	1176	2:21
Mar 08, 2019	at #21 Tennessee	L 3-8	9	6-4-0	1-2-0	JENSEN, R. (L 2-1)	933	3:08
Mar 09, 2019	at #21 Tennessee	L 9-13	9	6-5-0	1-2-0	MITCHELL, N. (L 1-2)	1228	3:30
Mar 10, 2019	at #21 Tennessee	w 10-7	9	7-5-0	1-2-0	MOORE, D. (W 3-0)	2323	3:37
Mar 12, 2019	SAN FRANCISCO	w 8-6	9	8-5-0	1-2-0	CARVAJAL, O. (W 1-0)	976	3:36
Mar 19, 2019	at Pacific	w 17-2	9	9-5-0	1-2-0	MOORE, D. (W 4-0)	337	3:07
* Mar 22, 2019	SAN JOSE STATE	w 3-1	9	10-5-0	2-2-0	JENSEN, R. (W 3-1)	1248	3:00
* Mar 23, 2019	SAN JOSE STATE	L 1-2	9	10-6-0	2-3-0	MITCHELL, N. (L 1-3)	1560	2:55
* Mar 24, 2019	SAN JOSE STATE	L 5-7	9	10-7-0	2-4-0	ARIAS, J. (L 0-3)	2326	3:15
Mar 27, 2019	at CSU Bakersfield	w 9-3	9	11-7-0	2-4-0	PRUHSMEIER, K. (W 1-0)	811	3:13
* Mar 29, 2019	at San Diego State	w 5-4	9	12-7-0	3-4-0	CARVAJAL, O. (W 2-0)	609	2:57
* Mar 30, 2019	at San Diego State	w 2-0	9	13-7-0	4-4-0	MOORE, D. (W 5-0)	769	2:20
* Mar 31, 2019	at San Diego State	L 6-11	9	13-8-0	4-5-0	MITCHELL, N. (L 1-4)	679	3:05
Apr 02, 2019	at #2 Stanford	L 0-2	9	13-9-0	4-5-0	PRUHSMEIER, K. (L 1-1)	456	2:12
4/4/19	at Oregon	w 14-2	9	14-9-0	4-5-0	CARDINAL, N. (W 1-0)	803	3:48
4/5/19	at Oregon	w 5-1	9	15-9-0	4-5-0	JENSEN, R. (W 4-1)	978	3:14
4/6/19	at Oregon-1	L 3-5	9	15-10-0	4-5-0	JONES, T. (L 0-1)	1044	2:59
4/6/19	at Oregon-2	L 7-8	9	15-11-0	4-5-0	SULLIVAN, R. (L 4-2)	1044	4:07
Apr 09, 2019	at Cal Poly	w 16-6	9	16-11-0	4-5-0	CARDINAL, N. (W 2-0)	1294	3:26
* Apr 12, 2019	AIR FORCE-1	w 6-0	7	17-11-0	5-5-0	JENSEN, R. (W 5-1)	-	2:20
* Apr 12, 2019	AIR FORCE-2	w 5-2	9	18-11-0	6-5-0	CARVAJAL, O. (W 3-0)	1911	2:53
* Apr 13, 2019	AIR FORCE-1	w 13-7	7	19-11-0	7-5-0	SULLIVAN, R. (W 1-1)	-	2:40
* Apr 13, 2019	AIR FORCE-2	L 3-4	9	19-12-0	7-6-0	HILL, J. (L 0-1)	1277	2:23
* Apr 14, 2019	AIR FORCE	w 9-5	9	20-12-0	8-6-0	ARIAS, J. (W 1-3)	1390	2:54
Apr 16, 2019	CSU BAKERSFIELD	w 7-6	9	21-12-0	8-6-0	LARSON, K. (W 2-0)	1089	2:52
* Apr 18, 2019	at San Jose State	w 8-6	9	22-12-0	9-6-0	JENSEN, R. (W 6-1)	428	3:15
* Apr 19, 2019	at San Jose State	w 7-5	9	23-12-0	10-6-0	MOORE, D. (W 6-0)	614	3:16
* Apr 20, 2019	at San Jose State	w 6-1	9	24-12-0	11-6-0	MITCHELL, N. (W 2-4)	488	2:58
Apr 23, 2019	PACIFIC	w 11-3	9	25-12-0	11-6-0	JONES, T. (W 1-1)	977	3:00
* Apr 26, 2019	NEW MEXICO	w 10-4	9	26-12-0	12-6-0	JENSEN, R. (W 7-1)	1312	3:15
* Apr 27, 2019	NEW MEXICO	L 2-8	9	26-13-0	12-7-0	MOORE, D. (L 6-1)	1305	3:16
* Apr 28, 2019	NEW MEXICO	T 6-6	9	26-13-1	12-7-1	None	926	4:11
Apr 30, 2019	CAL POLY	w 8-6	9	27-13-1	12-7-1	CARVAJAL, O. (W 4-0)	900	2:52
* May 03, 2019	at Nevada	w 5-3	9	28-13-1	13-7-1	JENSEN, R. (W 8-1)	1091	2:43
* May 04, 2019	at Nevada	w 8-1	9	29-13-1	14-7-1	MOORE, D. (W 7-1)	1159	2:22
* May 05, 2019	at Nevada	w 8-2	9	30-13-1	15-7-1	HILL, J. (W 1-1)	928	2:45
* May 10, 2019	SAN DIEGO STATE	w 10-2	9	31-13-1	16-7-1	JENSEN, R. (W 9-1)	1248	2:39
* May 11, 2019	SAN DIEGO STATE	L 6-10	9	31-14-1	16-8-1	SULLIVAN, R. (L 1-2)	1454	3:21
* May 12, 2019	SAN DIEGO STATE	w 8-3	9	32-14-1	17-8-1	HILL, J. (W 2-1)	1252	2:38
* 05-16-19	at UNLV	w 7-0	9	33-14-1	18-8-1	JENSEN, R. (W 10-1)	386	2:25
* 05-17-19	at UNLV	w 16-5	9	34-14-1	19-8-1	MOORE, D. (W 8-1)	736	2:51
* 05-18-19	at UNLV	w 11-4	9	35-14-1	20-8-1	MITCHELL, N. (W 3-4)	596	2:40
May 23, 2019	at Nevada	w 4-3	9	36-14-1	20-8-1	JENSEN, R. (W 11-1)	552	2:56
May 24, 2019	vs UNLV	w 11-1	7	37-14-1	20-8-1	MOORE, D. (W 9-1)	591	1:44
May 25, 2019	vs UNLV	w 12-6	9	38-14-1	20-8-1	SULLIVAN, R. (W 2-2)	712	3:10
May 31, 2019	vs #18 UC Santa Barbara	w 9-2	9	39-14-1	20-8-1	JENSEN, R. (W 12-1)	2404	3:17
Jun 01, 2019	vs #4 Stanford	w 7-2	9	40-14-1	20-8-1	MOORE, D. (W 10-1)	2729	3:06
Jun 02, 2019	vs #4 Stanford	L 6-8	9	40-15-1	20-8-1	HILL, J. (L 2-2)	1912	4:01
Jun 03, 2019	at #4 Stanford	L 7-9	9	40-16-1	20-8-1	LARSON, K. (L 2-1)	2406	3:30

* = Conference game

() extra inning game



YEAR-BY-YEAR RECORDS/CHAMPIONSHIPS

Year	Coach	W	L	T	Pct.
1922	Arthur Jones	2	2	0	.500
1923	Arthur Jones	2	4	0	.333
1924	Arthur Jones	8	3	0	.727
1925	Arthur Jones	7	4	0	.636
1926	Arthur Jones	5	0	0	1.000
1930	Stan Borleske	2	3	0	.400
1931	Stan Borleske	2	8	0	.200
1936	Stan Borleske	5	5	0	.500
1937	Stan Borleske	15	0	0	1.000
1938	Stan Borleske	11	5	0	.688
1939	Stan Borleske	12	7	0	.632

CALIFORNIA COLLEGIATE ATHLETIC ASSOCIATION

Year	Coach	W	L	T	Pct.
1940	Stan Borleske	14	11	0	.560
1941	Stan Borleske	17	5	0	.773
1942	Alvin Pierson	8	7	0	.533
1943	Alvin Pierson	15	8	0	.652
1944	Earl Wight	1	4	0	.200
1945	Earl Wight	0	6	0	.000
1946	Earl Wight	15	7	0	.682
1947	Ken Gleason	9	20	0	.310
1948	Pete Beiden	26	11	0	.703
1949	Pete Beiden	29	9	0	.763
1950	Pete Beiden	29	13	0	.691
1951	Pete Beiden	36	4	0	.900
1952	Pete Beiden	33	11	0	.750
1953	Pete Beiden	27	11	0	.711
1954	Pete Beiden	26	16	0	.619
1955	Pete Beiden	31	14	0	.689
1956	Pete Beiden	28	13	0	.683
1957	Pete Beiden	20	12	0	.625
1958	Pete Beiden	23	9	0	.719
1959	Pete Beiden	41	13	0	.759
1960	Pete Beiden	25	15	0	.625
1961	Pete Beiden	36	9	0	.800
1962	Pete Beiden	34	8	0	.810
1963	Pete Beiden	29	17	0	.630
1964	Pete Beiden	30	13	0	.683
1965	Pete Beiden	22	14	0	.611
1966	Pete Beiden	32	14	0	.696
1967	Bob Bennett	38	10	0	.792
1968	Pete Beiden	20	23	0	.465
1969	Pete Beiden	25	19	0	.577

PACIFIC COAST ATHLETIC ASSOCIATION

Year	Coach	W	L	T	Pct.
1970	Bob Bennett	35	20	0	.636
1971	Bob Bennett	35	24	0	.593
1972	Bob Bennett	31	26	0	.544
1973	Bob Bennett	31	24	0	.564
1974	Bob Bennett	38	20	0	.655
1975	Bob Bennett	26	33	0	.441
1976	Bob Bennett	28	29	0	.491

NORTHERN CALIFORNIA BASEBALL ASSOCIATION

Year	Coach	W	L	T	Pct.
1977	Bob Bennett	39	21	0	.650
1978	Bob Bennett	38	20	0	.655
1979	Bob Bennett	37	27	0	.578
1980	Bob Bennett	43	12	0	.782
1981	Bob Bennett	43	22	0	.662
1982	Bob Bennett	45	13	0	.776
1983	Bob Bennett	45	19	0	.703
1984	Bob Bennett	54	12	2	.794

PACIFIC COAST ATHLETIC ASSOCIATION

Year	Coach	W	L	T	Pct.
1985	Bob Bennett	43	22	0	.677
1986	Bob Bennett	29	27	1	.518
1987	Bob Bennett	34	26	0	.567

1988 Bob Bennett 56 12 0 .824

BIG WEST CONFERENCE

Year	Coach	W	L	T	Pct.
1989	Bob Bennett	44	19	0	.698
1990	Bob Bennett	38	24	0	.613
1991	Bob Bennett	42	23	0	.646
1992	Bob Bennett	37	20	0	.649

WESTERN ATHLETIC CONFERENCE

Year	Coach	W	L	T	Pct.
1993	Bob Bennett	41	22	0	.651
1994	Bob Bennett	36	27	0	.571
1995	Bob Bennett	41	22	0	.651
1996	Bob Bennett	36	24	0	.600
1997	Bob Bennett	40	28	0	.588
1998	Bob Bennett	33	28	1	.541
1999	Bob Bennett	33	30	0	.524
2000	Bob Bennett	40	21	0	.656
2001	Bob Bennett	41	25	0	.621
2002	Bob Bennett	32	27	0	.571
2003	Mike Batesole	30	29	0	.508
2004	Mike Batesole	29	29	0	.500
2005	Mike Batesole	30	29	0	.508
2006	Mike Batesole	45	18	0	.714
2007	Mike Batesole	38	29	0	.567
2008	Mike Batesole	47	31	0	.602
2009	Mike Batesole	32	30	0	.516
2010	Mike Batesole	38	25	0	.603
2011	Mike Batesole	40	16	0	.714
2012	Mike Batesole	31	28	0	.525

MOUNTAIN WEST

Year	Coach	W	L	T	Pct.
2013	Mike Batesole	23	33	0	.411
2014	Mike Batesole	28	29	0	.491
2015	Mike Batesole	31	28	0	.525
2016	Mike Batesole	36	22	0	.621
2017	Mike Batesole	35	25	0	.583
2018	Mike Batesole	30	24	0	.556
2019	Mike Batesole	40	16	1	.711

NCAA CHAMPIONS

2008 National Champions

CONFERENCE CHAMPIONS

1924	Champions (Conf. N/A)	1993	WAC West Champs
1941	CCAA Champions		WAC Tournament
1950	CCAA Champions	1994	WAC West Champs
1951	CCAA Champions	1995	WAC Tournament
1954	CCAA Champions	1998	WAC West Champs
1956	CCAA Champions	2006	WAC League Title
1959	CCAA Champions		WAC Tournament
1961	CCAA Champions	2007	WAC League Title
1962	CCAA Champions		WAC Tournament
1966	CCAA Champions	2008	WAC League Title
1967	CCAA Champions		WAC Tournament
1971	PCAA Champions	2009	WAC Tournament
1977	NCBA Champions	2010	WAC League Title
1979	NCBA Champions	2011	WAC League Title
1980	NCBA Champions		WAC Tournament
1981	NCBA Champions	2012	WAC Tournament
1982	NCBA Champions	2016	MW League Title
1983	NCBA Champions	2019	MW League Title
1984	NCBA Champions		MW Tournament
1985	PCAA Champions		
1988	PCAA Champions		
1989	Big West League		
1990	Big West League		
1991	Big West League		



ALL-TIME SERIES RECORDS (1950-PRESENT)

TEAM	W	L	T	TEAM	W	L	T
Air Force	32	11	0	Nevada	109	68	0
Arizona	4	7	0	New Mexico	25	27	1
Arizona State	7	12	0	New Mexico State	30	9	1
Arkansas	0	1	0	North Carolina	4	3	0
Binghamton	1	0	0	North Carolina State	1	0	0
Boise State	First meeting in 2020			Northern Arizona	1	0	0
Bowling Green	2	1	0	Northwestern	0	1	0
Brigham Young	21	12	0	Notre Dame	4	1	0
Bucknell	3	0	0	Oakland (MI)	1	0	0
Buffalo	4	0	0	Ohio State	1	0	0
Butler	3	1	0	Oklahoma	0	1	0
California	62	69	0	Oklahoma State	0	2	0
Cal Poly Pomona	10	8	0	Old Dominion	3	0	0
Cal Poly	97	58	0	Oral Roberts	2	0	0
CS Dominguez Hills	3	2	0	Oregon	9	13	0
Chapman	3	1	0	Oregon State	28	13	0
Chicago State	6	0	0	Pacific	99	47	0
Chico State	3	1	0	Pennsylvania	4	0	0
Clemson	4	2	0	Penn State	3	0	0
Colorado State	1	0	0	Pepperdine	41	29	0
Columbia	First meeting in 2020			Portland State	4	0	0
Creighton	5	4	0	Purdue	1	0	0
CS Fullerton	39	55	0	Rhode Island	1	0	0
CS Hayward	17	5	0	Rice	17	29	0
CS Los Angeles	44	20	0	Sacramento State	118	32	1
CS Northridge	54	26	0	St. John's	2	0	0
CS Stanislaus	6	6	0	Saint Mary's	71	22	0
CSU Bakersfield	15	14	0	San Diego	20	7	0
Dallas Baptist	7	7	0	San Diego State	103	102	0
Eastern Michigan	5	1	0	San Francisco	80	20	0
Evansville	1	0	0	San Francisco State	29	7	0
Florida	0	1	0	San Jose State	168	91	0
Florida State	1	0	0	Santa Clara	71	45	0
Fordham	1	0	0	Seattle	2	0	0
George Washington	2	0	0	Seton Hall	1	0	0
Georgia	2	1	0	Southern Illinois	2	1	0
Gonzaga	28	1	0	Southern Utah	3	0	0
Grand Canyon	4	0	0	Stanford	51	89	0
Hawai'i	81	54	1	Stetson	0	1	0
Hawai'i-Hilo	14	2	0	Temple	1	0	0
Hawai'i-Pacific	1	0	0	Tennessee	2	2	0
Houston	0	1	0	Texas A&M	6	3	0
Houston Baptist	3	1	0	TCU	12	8	0
Humboldt State	2	0	0	Texas Tech	2	1	0
Illinois	1	0	0	Toledo	1	0	0
Illinois State	3	0	0	Tulane	0	1	0
Indiana	2	1	0	UC Davis	39	17	0
Indiana State	3	1	0	UC Irvine	34	10	0
Iona	3	1	0	UC Riverside	4	3	0
Iowa	3	1	0	UCLA	28	30	0
Iowa State	1	1	0	UC Santa Barbara	53	40	0
Kansas	1	1	0	UNLV	60	40	0
Kansas State	3	0	0	USC	27	41	0
Kent State	2	0	0	U.S. International	5	1	0
Kentucky	1	0	0	Utah	6	1	0
Lafayette	1	0	0	Utah State	1	0	0
Liberty	1	0	0	Utah Valley State	4	2	0
Lipscomb	3	1	0	Virginia Tech	1	2	0
Long Beach State	61	52	0	Wagner	2	0	0
Louisiana Lafayette	5	1	0	Washington	9	8	0
Louisiana State	0	2	0	Washington State	20	9	0
Louisiana Tech	32	23	0	Western Michigan	1	0	0
Loyola Marymount	28	16	0	Western Oregon State	2	0	0
Maine	2	0	0	Westmont	4	1	0
Miami (Fla.)	0	1	0	Wichita State	0	1	0
Miami (Ohio)	2	1	0	Willamette	1	0	0
Michigan	3	1	0	Winthrop	0	1	0
Michigan State	5	3	0	Wyoming	6	1	0
Minnesota	4	1	0	Youngstown State	4	0	0
Missouri	1	1	0				
Missouri State	1	0	0				
Monmouth	1	0	0				
Navy	1	0	0				
Nebraska	10	9	0				



ALL-TIME SERIES RECORDS (1950-PRESENT)

*Indicates Postseason Game

AIR FORCE (32-11)

1997 - 8-9 (11); 7-0; 24-0
 1999 - 8-7; 0-2; 7-6
 2013 - 7-14; 9-4; 8-5; 7-0; 8-6; 5-3; 6-4
 2014 - 2-6; 7-5; 10-8; 8-1; 6-1; 11-1
 2015 - 1-2; 1-10; 6-5
 2016 - 14-1; 6-3; 5-1; 11-6. 5-1, 4-2; 7-9
 2017 - 5-14; 10-8; 15-7; 7-5; 5-10; 8-7 (10)
 2018 - 7-2; 4-14; 10-0
 2019 - 6-0 (7); 5-2; 13-7 (7); 3-4; 9-5

ARIZONA (4-7)

1955 - 4-2; 2-6
 1959 - *1-5; *2-0
 1961 - 10-11; 5-4; 9-2
 1980 - *4-5
 1985 - *0-6; *3-10
 1993 - 9-19

ARIZONA STATE (7-12)

1977 - 4-6; 3-4; 5-9
 1978 - 7-5; 0-15; 4-6
 1979 - 0-1; 9-13; 4-5
 1981 - 7-5
 1983 - *2-7
 1997 - 2-23; 2-9; 10-8 (10)
 1998 - 9-3; 5-3 (10)
 2008 - 4-12; 8-6; 12-9

ARKANSAS (0-1)

1990 - 4-6

BINGHAMTON (1-0)

2006 - 7-6

BOWLING GREEN (2-1)

1998 - 4-5
 2000 - 5-1
 2003 - 7-3

BUCKNELL (3-0)

2001 - 13-7
 2006 - 3-1; 13-1

BUFFALO (4-0)

2009 - 6-3; 22-4; 7-5; 20-0

BUTLER (3-1)

2012 - 3-0; 9-12; 6-0; 17-2

BYU (21-12)

1981 - 6-0
 1983 - 6-7; *13-6
 1984 - 1-8; 9-0
 1985 - *12-8
 1988 - 7-4; 7-3; *9-4
 1992 - 4-3; 3-4; 4-3
 1993 - 14-20; *9-6; *4-7; *4-1
 1994 - *1-2; *6-8
 1995 - *18-3; *3-2
 1997 - *8-5
 1998 - 10-9; 9-2; 6-10
 1999 - 3-2 (10); 7-2; 6-8
 2001 - 1-4; 4-7; 6-3
 2004 - 3-5; 10-9
 2014 - 2-1

CALIFORNIA (62-69)

1952 - 1-0; 16-7
 1956 - 5-3; 3-6; 7-8
 1957 - 5-2; 4-8; 2-3

1958 - 3-1
 1959 - 1-2; 4-2; 10-8
 1960 - 4-7; 0-4; 7-1
 1961 - 3-4; 5-4
 1963 - 2-0; 6-0; 4-3
 1964 - 0-4; 4-8; 0-2
 1965 - 4-3; 4-3; 1-4
 1966 - 1-0; 0-1
 1967 - 4-1; 9-6
 1968 - 2-3; 4-7; 5-8
 1969 - 2-3; 1-0
 1970 - 2-3; 8-7; 4-3; 4-2
 1971 - 9-6; 6-0; 8-0; 0-1; 1-4
 1972 - 3-2; 1-3; 3-0; 6-2
 1973 - 5-1; 5-7 (12); 7-8
 1974 - 2-0; 0-3; 4-7; 13-4
 1975 - 0-8; 2-3
 1976 - 0-8; 5-9
 1977 - 2-7; 1-2; 4-1
 1978 - 4-5; 5-11; 8-4
 1979 - 11-5; 6-5; 4-5
 1980 - 9-8 (10); 7-3
 1981 - 2-3
 1982 - 11-3
 1983 - 10-5; 5-4; 2-1
 1984 - 5-3
 1985 - 13-7; 12-13 (11); 1-4; *7-6 (10)
 1986 - 4-7; 5-15; 3-11
 1987 - 14-5; 5-11; 6-3
 1988 - 14-12 (13); 12-15; 5-6
 1989 - 2-5; 4-6
 1990 - 7-1; 13-3; 3-7
 1991 - 8-10; 14-15; 17-9
 1992 - 10-4; 4-5; 4-14
 1993 - 3-2; 5-9; 10-2
 1994 - 1-2
 1995 - 13-7; 8-1; 7-4
 1996 - 4-1; 3-5; 4-13
 1999 - 4-6; 6-16
 2000 - 10-12 (12); 11-2
 2002 - 2-9
 2003 - 2-4
 2004 - 4-16; 0-2; 18-1
 2008 - 4-14; 4-5
 2010 - 5-8
 2012 - 6-7
 2013 - 4-5; 1-8; 3-4; 4-8
 2014 - 6-0; 7-4
 2015 - 7-2; 1-4

CAL POLY POMONA (10-8)

1966 - *5-4
 1967 - 6-1; 5-3; 1-0
 1968 - 0-1; 1-2; 0-2
 1969 - 2-1; 7-3; 6-3
 1979 - 1-6
 1980 - 4-5
 1984 - 0-6; 6-2
 1985 - 4-1
 1988 - 8-9; 10-5
 1990 - 4-8

CAL POLY (97-56)

1951 - 14-3; 6-5; 14-2
 1955 - 8-2; 11-3; 2-4
 1957 - 9-2; 12-11; 13-1
 1958 - 2-3; 10-7; 2-0
 1959 - 8-2; 15-18; 23-1
 1960 - 5-0; 3-0; 0-2
 1961 - 13-1; 6-0; 6-1
 1964 - 7-3; 3-4; 0-1
 1965 - 3-2; 4-6; 3-2; 9-4
 1966 - 8-1; 11-2; 8-2; 9-1

1967 - 8-0; 17-1; 6-1
 1968 - 2-7; 12-11; 5-4
 1969 - 8-9; 0-6; 2-1
 1970 - 0-3; 5-3; 4-3; 6-2; 5-2; 3-11
 1971 - 1-2; 3-1; 1-0; 7-2
 1972 - 3-6; 5-2; 3-5
 1973 - 10-7
 1974 - 4-2
 1975 - 3-2; 3-0
 1976 - 6-2; 4-5
 1977 - 8-4
 1978 - 8-6
 1980 - 3-0; 4-1
 1981 - 3-6
 1982 - 0-3; 11-0; 7-6
 1983 - 17-6
 1984 - 1-0; 8-2
 1985 - 12-11 (10); 5-8
 1986 - 11-2; 5-4; 4-7
 1987 - 6-3; 15-4
 1988 - 6-1; 17-7
 1989 - 14-4; 3-2; 13-3
 1990 - 6-5; 14-3
 1991 - 6-5; 7-8
 1992 - 2-15; 9-8 (11)
 1993 - 8-1; 2-4
 1994 - 15-4; 9-7
 1995 - 5-6; 9-4; 6-3; 10-0; 5-3; 13-3
 1996 - 0-2; 9-6; 3-2; 8-11; 20-10; 5-9
 1997 - 9-12; 3-9
 1998 - 8-3; 11-6
 1999 - 7-1; 8-1
 2000 - 6-4; 0-4
 2001 - 8-5; 4-9
 2002 - 14-7
 2003 - 3-13; 3-2 (8)
 2004 - 8-2; 5-4
 2005 - 3-5; 3-7; 7-9
 2006 - 3-6; 1-4; 8-9
 2007 - 3-6; 4-6; 9-16; 0-13
 2008 - 1-2; 10-9; 13-11; 5-8; 7-10
 2009 - 11-13; 16-17
 2010 - 10-9; 7-5; 3-7
 2011 - 4-11; 3-4
 2012 - 5-3; 3-2
 2015 - 6-7; 6-10
 2016 - 1-7; 9-5
 2017 - 12-8; 6-3
 2019 - 16-6; 8-6

CAL STATE DOMINGUEZ HILLS (3-2)

1980 - 3-1; 12-2
 1981 - 1-2
 1988 - 4-7; 11-1

CAL STATE FULLERTON (39-55)

1967 - 10-3; 4-2; 9-4
 1968 - 3-5; 10-2; 8-5
 1969 - 2-10; 0-4; 5-3
 1975 - 5-6; 6-4; 6-11
 1976 - 1-4; 6-11; 6-11
 1979 - *3-12
 1980 - *2-10
 1981 - 6-1; 7-5; 3-2; *8-9; *9-10
 1982 - 4-6; 8-4; 9-4
 1983 - 2-5; *5-7; 6-3
 1984 - 2-4; 2-3; 3-5
 1985 - 3-1; 15-7; 4-9; *9-7; *14-6
 1986 - 6-13; 8-4; 13-4; 1-8
 1987 - 3-4 (10); 11-9; 2-3
 1988 - 3-2; 5-3; 15-8
 1989 - 6-5 (11); 7-6; 9-8

1990 - 3-6; 2-5; 4-15
 1991 - 1-0; 6-4; 5-20
 1992 - 1-2; 3-12; 7-6 (12)
 1994 - 5-2; 12-6
 1995 - 6-3; 3-4; 3-7
 1996 - 2-17; 3-5; 5-6
 1997 - 2-3; 4-3; *8-7
 1998 - 3-6; 4-11; 1-15
 1999 - 7-15; 3-4; 4-8
 2002 - 0-3; 11-17; 10-4
 2003 - 0-12; 1-10; 4-10
 2004 - 7-5; 5-15; 9-12 (10)
 2005 - 1-12; 0-9
 2006 - 2-9; 3-10
 2007 - 4-6; 2-13
 2010 - 5-0
 2014 - 2-1 (16); 1-8
 2019 - 5-2

CAL STATE HAYWARD (17-5)

1967 - 10-3; 16-7
 1968 - 0-7
 1970 - 14-6
 1971 - 7-1
 1973 - 17-0; 9-0; 7-4; 0-3
 1974 - 0-1; 7-4; 9-1; 8-7; 0-2
 1975 - 7-6; 3-5; 7-1; 7-6
 1976 - 11-4; 6-1; 4-2; 9-7

CAL STATE LOS ANGELES (44-20)

1951 - 13-2; 8-4; 17-7
 1955 - 10-2; 6-2; 16-8
 1957 - 6-1; 14-5; 12-5
 1958 - 6-2; 12-5; 4-2
 1959 - 10-1; 6-1; 2-1
 1960 - 7-5; 11-9; 6-7
 1961 - 5-7; 10-0; 7-4
 1964 - 1-2; 2-5; 13-1
 1965 - 10-5; 5-9; 3-1
 1966 - 7-6; 15-13; 6-3; 2-10
 1967 - 7-4; 9-4; 6-5
 1968 - 3-2; 13-3; 1-3
 1969 - 9-3; 3-1; 2-1
 1970 - 4-1; 0-1
 1971 - 2-1; 3-4; 5-0
 1972 - 3-6; 5-1; 5-6
 1973 - 6-7; 5-2; 0-1
 1974 - 5-6; 3-4; 1-11
 1977 - *7-4; *11-15
 1978 - 7-5; 9-0
 1986 - 0-2
 1987 - 6-8; 6-8
 1988 - 7-4; 14-4
 1989 - 12-5

CAL STATE NORTHRIDGE (54-26)

1961 - 10-3; 20-1; 15-4
 1964 - 10-6; 8-7; 2-1
 1965 - 4-5; 1-5; 4-2
 1966 - 5-2; 2-1; 1-4; 9-2
 1967 - 7-5; 4-0; 6-4
 1968 - 2-7; 6-5; 5-2
 1969 - 9-4; 1-4; 5-0
 1971 - 2-7; 1-6; 11-4
 1972 - 4-8; 5-4; 1-0
 1974 - 10-9; 12-6
 1980 - 2-4; 12-4
 1981 - 5-4; 6-11
 1983 - 4-7; 12-4
 1986 - 5-4
 1987 - 11-3; 12-6
 1988 - 2-5; 10-3
 1989 - 2-4



ALL-TIME SERIES RECORDS (1950-PRESENT)

*Indicates Postseason Game

1990 - 10-1
 1991 - 1-4; *7-2; *2-6; *6-5
 1992 - 5-10
 1993 - 5-3; 7-6 (10); 10-1; 6-13; 5-13; 11-3
 1994 - 2-3; 9-6; 8-9; 12-4; 9-1; 8-7
 1995 - 7-1; 12-8; 8-6; 11-7; 12-11 (10); 0-1
 1996 - 2-4; 3-29; 11-8; 1-8; 7-2; 6-2
 1997 - 9-0
 2007 - 8-4; 3-10; 7-6
 2014 - 8-2
 2015 - 4-3 (16)
 2018 - 2-15; 8-2; 6-3

CAL STATE STANISLAUS (6-6)

1972 - 16-4; 6-3
 1973 - 1-2
 1974 - 3-1; 3-4; 1-0
 1975 - 3-4
 1976 - 6-2; 6-2; 5-6
 1977 - 2-5; 4-5

CHAPMAN (3-1)

1992 - 6-8
 1993 - 4-3; 12-0; 21-4

CHICAGO STATE (6-0)

1997 - 12-5
 2004 - 12-0
 2005 - 12-3; 15-4; 3-0; 26-0

CHICO STATE (3-1)

1952 - 2-1; 5-0
 1976 - 9-12
 1984 - 6-5

CLEMSON (4-2)

1988 - 13-10
 1990 - 5-2
 1993 - *3-10; 11-4
 1994 - 11-5; 8-13 (10)

COLORADO STATE (1-0)

1959 - *6-5

CREIGHTON (5-4)

1992 - 9-10 (10); 13-3
 2000 - 3-12; 5-1 (12)
 2014 - 1-2; 2-6
 2016 - 2-1; 2-1; 7-3

CSU BAKERSFIELD (15-14)

2009 - 16-1; 3-2; 9-8; 3-4; 9-2; 12-17; 2-3
 2010 - 10-4, 13-9, 13-9; 2-12
 2011 - 9-2; 0-6; 2-5; 4-7
 2012 - 0-4; 2-1; 5-0; 1-8
 2013 - 3-5; 5-8; 0-2; 7-4
 2014 - 3-6; 8-4
 2016 - 6-4
 2019 - 9-3; 7-6

DALLAS BAPTIST (7-7)

2004 - 2-6; 0-13; 5-4; 7-9
 2005 - 13-5
 2006 - 3-10; 7-9; 13-4; 6-3
 2007 - 9-5; 10-12
 2010 - 9-13, 14-7, 15-7

EASTERN MICHIGAN (5-1)

1990 - 14-3
 2001 - 11-3; 8-2

2017 - 11-15; 10-2; 6-3

EVANSVILLE (1-0)

1998 - 5-3

FLORIDA (0-1)

1991 - *1-2

FLORIDA STATE (1-0)

1991 - *6-3

FORDHAM (1-0)

2002 - 18-8

GEORGE WASHINGTON (2-0)

1988 - 17-2
 1990 - 4-2

GEORGIA (2-1)

2008 - *6-7; *19-10; *6-1

GONZAGA (28-1)

1970 - 6-0
 1971 - 3-2; 7-4
 1972 - 9-1; 9-4
 1973 - 12-4
 1981 - *10-8
 1986 - 4-0; 5-3; 4-2
 1987 - 8-2; 8-3; 12-4
 1988 - 11-5; 8-7; 15-5
 1990 - 9-8; 6-3; 9-3
 1995 - 13-3
 1997 - 8-6
 1999 - 1-9
 2002 - 9-5
 2003 - 4-3 (11)
 2005 - 6-3
 2006 - 5-1
 2008 - 10-1
 2011 - 10-4
 2017 - 9-2

GRAND CANYON (4-0)

1997 - 11-1; 4-2; 6-3
 2014 - 10-1

HAWAI'I (81-54)

1960 - 1-4
 1983 - 10-8; 3-2; 5-3; 1-6
 1985 - 2-6; 7-8; 9-3; 7-12
 1986 - 8-6; 3-10; 4-5
 1989 - 8-5; 3-1; 6-5
 1991 - 8-9; 4-5; 17-8
 1993 - 6-7; 8-6; 4-5; 3-2; 5-4; 4-3
 1994 - 5-0; 7-3; 2-4; 5-2; 3-2; 9-7
 1995 - 5-1; 6-7 (10); 10-7; 6-12; 14-5; 3-5
 1996 - 7-4; 11-5; 18-3; 13-3; 12-3; 7-2
 1997 - 9-3; 4-5; 6-13; 6-4; 4-6; 16-11
 1998 - 1-5; 7-3; 5-6; 1-4; 24-9; 15-10
 1999 - 5-11; 3-7; 6-4; 5-12; 3-5
 2000 - 4-9; 6-2; 0-7; 7-8; 9-2; 7-4
 2001 - 6-2; 6-5 (11); 8-4; 10-3; 4-5 (10); 13-3
 2002 - 2-6, 5-4, 6-1; 5-3, 6-2, 6-5
 2003 - 6-3; 8-13; 5-4; 0-3; 5-7; 0-2
 2004 - 2-4; 2-0; 13-8; 7-2; 8-4
 2005 - 6-3; 6-3; 5-3; 1-4; 8-4; 7-3
 2006 - 3-5; 6-1; 13-2; 8-4
 2007 - 8-9; 4-3; 6-5; 7-5; 6-7; 0-1
 2008 - 0-4; 0-2; 5-0; 4-2; 11-4
 2009 - 17-9; 14-11; 10-15; 6-15; 10-3
 2010 - 8-6, 8-5, 1-0, 0-4; 3-11; 14-5; 6-9

2011 - 5-6; 2-6; 4-2; 12-2; 11-5; 15-4
 2012 - 2-8; 5-3; 2-3; 8-2
 2013 - 8-6
 2018 - 4-6 (10); 5-8; 3-1

HAWAI'I-HILO (14-2)

1994 - 8-2; 6-3
 1995 - 1-3
 1999 - 15-2
 2000 - 5-3; 6-4; 7-3; 15-3; 8-0; 4-5 (11)
 2001 - 11-1; 15-2; 7-5 (10); 10-3; 4-3; 12-3

HAWAI'I-PACIFIC (1-0)

1999 - 6-1

HOUSTON (0-1)

2002 - 0-11

HOUSTON BAPTIST (3-1)

2018 - 0-2 (11); 7-6; 3-2; 4-1

HUMBOLDT STATE (2-0)

1955 - 10-4; 9-4

ILLINOIS (1-0)

2001 - 14-4

ILLINOIS STATE (3-0)

1994 - 17-1
 2002 - 10-7
 2003 - 15-6

INDIANA (2-1)

2008 - 6-2; 9-4; 1-11

INDIANA STATE (3-1)

1991 - 9-5
 1997 - 10-2
 1998 - 1-7
 2000 - 13-5

IONA (3-1)

2005 - 2-3; 9-1; 18-5; 4-1

IOWA (3-1)

2007 - 13-10; 14-6; 4-2; 8-10

IOWA STATE (1-1)

1991 - 4-5; 4-2 (11)

KANSAS (1-1)

1993 - *7-4; *2-3 (10)

KANSAS STATE (3-0)

1993 - 16-6; 10-1
 2019 - 11-3

KENT STATE (2-0)

2012 - 14-2; 5-2

KENTUCKY (1-0)

1994 - 8-3

LAFAYETTE (1-0)

2006 - 10-9

LIBERTY (1-0)

1989 - 18-3

LIPSCOMB (3-1)

2009 - 6-10; 13-11; 10-0; 7-6

LONG BEACH STATE (61-52)

1957 - 4-1; 6-7; 1-0
 1958 - 3-4; 8-5; 17-1
 1959 - 2-1; 9-3; 14-4
 1960 - 8-2; 7-8; 5-3; 8-2; 7-8
 1961 - 3-0; 21-5; 10-0
 1964 - 1-6; 4-5; 1-11
 1965 - 0-2; 4-6; 9-13
 1966 - 4-5; 6-3; 9-4; 3-6
 1967 - 5-3; 8-1; 4-1
 1968 - 4-7; 5-2; 4-3
 1969 - 2-15; 4-5; 3-4
 1970 - 4-5; 2-5; 0-1
 1971 - 6-1; 3-7; 5-1
 1972 - 3-9; 6-7; 3-2
 1973 - 0-1; 6-2; 18-5
 1974 - 6-7; 12-1; 7-2
 1975 - 5-2; 4-7; 1-4
 1976 - 1-2; 0-6; 1-5
 1981 - 7-10; 6-3
 1982 - 3-2
 1983 - 7-0
 1984 - 2-10; 8-9; 5-4; 12-11; 15-5
 1985 - 10-2; 8-4; 17-2; 2-3; 6-3
 1986 - 14-1; 8-6; 6-2
 1987 - 5-9; 8-10; 10-9
 1988 - 19-0; 15-0; 14-3
 1989 - 3-1; 8-9; 14-1
 1990 - 7-5; 8-4; 7-9
 1991 - 2-1; 2-6; 2-6
 1992 - 3-12; 7-12; 2-18
 1994 - 5-12; 3-8; 5-1
 1995 - 5-1; 4-9; 4-5
 1996 - 2-3; 6-4
 1997 - 7-2; 3-6; 7-6
 1998 - 1-9; 7-7 (12)
 2002 - 10-1
 2003 - 5-3 (11)
 2008 - 7-6; 1-2; 7-3
 2016 - 3-4; 10-5
 2018 - 10-24; 15-7; 2-0

LOUISIANA LAFAYETTE (5-1)

1982 - 9-5; 6-0
 1984 - 5-3
 1991 - 8-6; 3-9; 10-1

LOUISIANA STATE (0-2)

1991 - *3-15
 1994 - *2-6

LOUISIANA TECH (32-23)

2002 - 14-1, 2-0, 3-2; 1-0, 3-2, 6-5
 2003 - 9-5; 8-5 (11); 8-4; 8-9 (13); 7-3 (10); 7-12
 2004 - 8-11; 11-3; 12-4; 12-10; 5-6; 12-13
 2005 - 1-2; 2-5; 7-10; 12-1; 13-9; 12-8
 2006 - 4-5; 4-5; 0-1
 2007 - 11-8; 3-5; 6-8; 5-10; 3-1; 8-2; 4-2
 2008 - 14-5; 9-8; 11-1; 8-0
 2009 - 9-11; 5-17; 12-14; 6-14
 2010 - 7-13, 5-13, 14-4, 12-2
 2011 - 9-4; 6-8; 7-4; 4-8; 13-1
 2012 - 12-2; 4-0; 2-5; 6-4

LOYOLA MARYMOUNT (28-16)

1979 - 10-2; 0-1
 1980 - 2-3; 6-3
 1982 - 15-1; 9-3
 1983 - 1-0; 4-1
 1984 - 21-5; 6-5; 13-8



ALL-TIME SERIES RECORDS (1950-PRESENT)

*Indicates Postseason Game

1985 - 7-2; 1-0; 1-0
 1986 - 5-6
 1987 - 3-5; 7-6; 10-1; 4-7; 9-10
 1988 - 6-1; 18-6
 1989 - 5-6; 7-8 (10)
 1991 - 4-3 (12)
 1992 - 5-2; 10-8
 1993 - 9-8; 6-1; 15-3
 2000 - 8-5
 2004 - 2-14
 2005 - 14-1
 2007 - 15-4; 5-3; 5-4
 2009 - 7-8; 6-7; 3-7; 7-11
 2010 - 5-12; 3-4; 2-5; 16-10

MAINE (2-0)

1990 - 6-4
 1994 - 10-1

MIAMI, FLA. (0-1)

1988 - *4-8 (12)

MIAMI, OHIO (2-1)

2001 - 1-2; 3-2 (10)
 2006 - 7-3

MICHIGAN (3-1)

1989 - *3-5
 1992 - 12-7; 6-4; 6-0

MICHIGAN STATE (5-3)

2012 - 8-2
 2017 - 4-10; 5-9; 2-8
 2018 - 5-4; 9-4; 2-1; 5-4

MINNESOTA (4-1)

1988 - *10-8 (10)
 2003 - 7-4; 4-2; 1-14
 2007 - 11-6

MISSOURI (1-1)

1989 - 5-8
 1995 - 6-2

MISSOURI STATE (1-0)

2019 - 3-2

MONMOUTH (1-0)

2004 - 11-3

NAVY (1-0)

2001 - 10-2

NEBRASKA (10-9)

1986 - 5-11
 1992 - 15-2
 1993 - 10-8; 5-14
 1994 - 10-4
 1996 - 4-1
 2000 - 2-3; 6-1; 0-8
 2002 - 1-7; 0-9; 6-10
 2010 - 7-5; 8-2; 10-9; 1-4
 2011 - 8-5; 1-0; 4-5

NEVADA (109-68)

1965 - 11-7
 1966 - 9-1
 1967 - 4-8; 14-6
 1977 - 4-0; 6-1; 8-1; 0-5; 1-9; 1-5
 1978 - 9-0; 3-4; 8-9; 8-12; 2-4
 1979 - 8-4; 11-4; 1-2; 6-3; 4-2; 4-5
 1980 - 14-4; 3-0; 1-0; 13-9; 7-5; 4-8
 1981 - 2-3; 3-1; 7-10; 9-5; 18-12;

3-5; *10-4; *7-1

1982 - 5-2; 18-0; 0-1; 16-8; 29-5; 12-10
 1983 - 10-5; 6-7; 10-5; 10-3; 7-1
 1984 - 26-7; 12-6; 12-5; 5-0; 9-3
 1985 - 5-6; 13-14; 10-11 (9)
 1986 - 7-2
 1987 - 7-6; 19-4
 1988 - 18-1; 9-1; 15-1
 1989 - 9-8 (11)
 1990 - 6-1
 1991 - 4-7; 11-6
 1994 - 4-3
 1996 - 3-5 (12); 2-14; 8-4
 1998 - 3-6
 2000 - *5-13
 2001 - 19-7; 3-4 (10); 2-6; 9-4; 7-10; 4-5
 2002 - 1-0; 4-2; 16-4; 5-1; 8-5; 7-3
 2003 - 2-6; 5-21; 12-7; 11-7; 5-7; 9-8
 2004 - 2-20; 8-10; 12-8; 12-5; 8-7; 12-1
 2005 - 3-1; 10-7; 2-8; 5-6; 1-5; 7-20
 2006 - 13-2; 19-3; 12-6; 15-3
 2007 - 7-6; 0-2; 10-4; 17-4
 2008 - 12-4; 1-4; 11-1; 13-3; 9-3; 1-4;
 3-7; 11-12; 6-4
 2009 - 11-15; 4-16; 8-6; 12-5
 2010 - 8-3; 6-17; 4-14; 9-3
 2011 - 8-3; 8-1; 4-2; 7-1
 2012 - 2-8; 14-2; 0-1
 2013 - 3-5; 4-0; 6-7; 2-1; 10-4; 6-4;
 3-4; 10-1
 2014 - 4-1; 5-3; 11-9; 20-10; 8-9 (12);
 8-9; 4-3; 2-10
 2015 - 8-9 (10); 7-12; 4-7; 4-5; 14-10;
 3-1
 2016 - 5-4; 8-3; 7-6; 6-25
 2017 - 3-2; 8-10; 9-5; 4-5; 3-7; 27-5;
 15-5
 2018 - 1-5; 5-4; 12-18; 2-4; 11-12;
 11-12
 2019 - 5-3; 8-1; 8-2; 4-3

NEW MEXICO (25-27-1)

1960 - 9-2
 1972 - 9-2; 7-3
 1992 - 9-4
 1998 - 7-4; 7-1; 12-6; *3-2 (10)
 1999 - 26-27; 10-11; 11-19
 2001 - 9-3
 2012 - 3-9; 1-7; 4-3
 2013 - 4-11; 3-14; 3-4; 0-9; 2-7; 9-8
 2014 - 7-9; 2-6; 4-6; 4-5; 6-11; 1-4
 2015 - 7-12; 8-1; 1-5; 4-3; 0-4; 11-2;
 1-9
 2016 - 1-2; 13-14 (12); 4-7
 2017 - 4-24; 2-1 (11); 2-6; 9-3; 16-2;
 15-9; 11-5
 2018 - 4-5; 5-1; 5-4; 15-5; 7-6 (11);
 11-6
 2019 - 10-4; 2-8; 6-6

NEW MEXICO STATE (30-9-1)

1991 - 4-0; 5-4
 1992 - 12-6; 12-7; 4-6
 2006 - 6-3; 10-7; 8-9
 2007 - 7-0; 14-3; 9-1
 2008 - 8-13; 13-10; 9-5; 13-1; 24-6;
 11-8; 2-9; 7-12; 6-4
 2009 - 5-4; 0-2; 6-5; 6-10; 4-7; 9-7; 5-3
 2010 - 21-11; 16-10; 12-4; 8-6
 2011 - 17-4; 15-7; 17-2; 6-3
 2012 - 12-2; 1-2; 14-7; 15-8

NORTH CAROLINA (4-3)

1989 - 9-4
 1990 - 3-5
 1999 - 11-7; 5-8
 2008 - 5-3; 3-4; 6-1

NORTH CAROLINA STATE (1-0)

1990 - 11-8 (10)

NORTHERN ARIZONA (1-0)

1961 - 11-0

NORTHWESTERN (0-1)

1999 - 10-13

NOTRE DAME (4-1)

1961 - 13-9; 8-2
 1989 - *9-8; *11-4
 2001 - 4-5 (10)

OAKLAND (1-0)

2016 - 11-10

OHIO STATE (1-0)

2011 - 3-2

OKLAHOMA (0-1)

2016 - 2-3

OKLAHOMA STATE (0-2)

1959 - 0-4
 1996 - *5-12

OLD DOMINION (3-0)

1994 - 5-4; 4-3; 4-3 (15)

ORAL ROBERTS (2-0)

2001 - *2-1
 2002 - 9-3

OREGON (9-13)

1959 - 10-7; 3-2
 1964 - 6-4
 1969 - 4-5
 1975 - 2-10; 5-6; 7-2
 2009 - 0-1; 1-7; 10-3
 2010 - 2-7; 4-8; 2-5; 3-8
 2017 - 9-1; 8-3; 1-13; 2-3
 2019 - 14-2; 5-1; 3-5; 7-8

OREGON STATE (28-13)

1952 - *1-2; *4-8
 1953 - 5-3; 3-4
 1955 - 8-1; 9-7
 1961 - 11-4; 16-0
 1969 - 8-2
 1970 - 3-2
 1978 - 11-6; 11-1
 1979 - 6-2; 9-1
 1980 - 12-7
 1981 - 8-5
 1984 - 9-1
 1986 - 7-8 (10); 13-2; 9-2
 1987 - 0-1
 1988 - 12-10
 1989 - 5-2; 6-8; 2-1
 1990 - 7-6; 14-5; 1-2
 1991 - 3-1; 3-9; 2-5
 1996 - 7-4
 2000 - 4-1; 9-4; 8-0
 2011 - 2-1; 5-4
 2015 - 1-2 (11); 2-5; 2-12; 1-2

PACIFIC (99-47)

1951 - 9-2; 6-0; 6-5; 8-2
 1952 - 1-0; 16-7; 5-1; 15-5
 1955 - 12-10
 1964 - 4-1; 9-2
 1965 - 3-2; 3-2
 1966 - 3-0; 8-0
 1967 - 2-1; 1-2
 1968 - 0-2; 1-2
 1969 - 0-7; 1-2
 1970 - 1-0; 1-2
 1971 - 1-5; 8-0
 1972 - 1-3; 2-6; 1-2
 1973 - 2-0; 4-6; 10-4; 15-1; 15-14; 8-4
 1974 - 4-1; 5-6; 1-0; 5-3; 13-5;
 4-1; 5-6 (12)
 1975 - 2-4; 5-4; 2-1; 1-10; 0-2;
 1-6; 8-13; 3-2
 1976 - 3-5; 5-8; 3-4; 1-6; 6-2; 7-6
 1977 - 4-2; 6-4; 4-2; 1-3; 5-2; 1-2
 1978 - 0-1; 6-3; 1-2; 7-1; 10-0; 7-3
 1979 - 22-9; 6-2; 1-3; 5-0; 3-0; 5-0
 1980 - 5-2; 11-6; 2-0; 2-1
 1981 - 6-5; 5-1; 10-4; 1-2; 3-2; 6-5
 1982 - 4-3; 1-3; 8-3; 6-5; 14-5; 9-5
 1983 - 13-2; 21-4; 7-8; 2-3; 2-4
 1984 - 11-4; 5-4; 3-4; 18-3; 2-1
 1985 - 2-3; 7-2; 15-0; 3-2; 8-0; 4-5 (9)
 1986 - 3-4; 13-3; 9-0
 1987 - 9-1; 2-0; 8-4
 1988 - 4-1; 8-1; 14-6
 1989 - 6-0; 2-3; 5-2
 1990 - 11-1; 3-1; 2-1 (10)
 1991 - 6-1; 6-3; 18-2
 1992 - 6-1; 4-0; 5-1
 1993 - 10-5
 1994 - 1-5
 1995 - 3-2; 11-2
 1997 - 4-7
 1998 - 2-4; 3-14
 2000 - 12-5
 2001 - 8-2
 2002 - 9-2
 2013 - 4-11; 4-3
 2014 - 3-7; 4-6
 2016 - 6-15; 3-7
 2017 - 10-4; 11-12
 2019 - 17-2; 11-3

PENNSYLVANIA (4-0)

1997 - 10-1
 1999 - 20-2
 2003 - 8-4
 2004 - 6-1

PENN STATE (3-0)

2003 - 7-2
 2014 - 13-3; 12-3

PEPPERDINE (41-29)

1951 - 30-12; 14-3; 4-2
 1955 - 8-4; 2-3; 8-11; *8-7
 1960 - 4-6; 11-8; 5-3
 1961 - 4-3; 5-0
 1964 - 5-1; 2-1
 1965 - 11-9
 1966 - 9-5; 3-5 (11); 6-2
 1967 - 9-2
 1968 - 9-1; 6-4; 10-1
 1969 - 8-2; 7-3; 11-3
 1979 - 4-10
 1980 - 2-8; 5-3; 4-2
 1982 - *14-5; *8-11

ALL-TIME SERIES RECORDS (1950-PRESENT)

*Indicates Postseason Game

1990 - 2-3; 0-15; 11-5
 1992 - *4-5 (10)
 1995 - *5-9
 1997 - 9-10; 7-5
 1998 - 5-1; 5-6; 8-3
 1999 - 4-5; 5-3; 7-8
 2000 - 14-2; 7-6; 6-2
 2001 - 0-4; 8-6
 2003 - 0-3; 3-4; 1-3
 2006 - 2-7; 9-8; 8-3
 2007 - 0-4; 2-3; 4-10
 2011 - 7-3; 7-5; 8-1
 2012 - 2-3; 8-4; 0-6; 5-8
 2017 - 7-8 (12); 5-2
 2018 - 0-2

PORTLAND (10-5)

1979 - *10-8
 1989 - 3-4 (13); 2-6
 1990 - 6-5
 1995 - 12-11 (13)
 1999 - 10-3
 2001 - 3-9
 2004 - 12-2
 2006 - 7-2; 3-0; 16-5
 2008 - 12-3; 2-3
 2009 - 7-0; 2-4

PORTLAND STATE (4-0)

1978 - 14-6; 9-0
 1996 - 5-3; 5-0

PURDUE (1-0)

1998 - 13-3

RHODE ISLAND (1-0)

1997 - 12-2

RICE (17-29)

1994 - 13-8
 1997 - 2-1; 6-3; 2-1
 1998 - *4-5 (10); *2-15
 1999 - 4-10; 5-8; 2-8
 2000 - 5-2; 9-5; 0-8; 15-1; 6-3; 2-5
 2001 - 6-13; 1-8; 6-8; 1-0; 11-5; 5-8
 2002 - 2-9; 5-12; 4-16; 1-4; 9-17; 1-12
 2003 - 7-3; 2-9; 2-3; 2-1; 2-13; 1-5
 2004 - 1-6; 5-6; 2-7; 4-9; 9-7 (10); 11-4
 2005 - 2-8; 0-8; 2-1; 4-6; 8-7; 2-10
 2008 - 17-5

SACRAMENTO STATE (118-32)

1951 - 5-0; 8-4; 1-0; 5-3
 1952 - 1-4; 5-1; 15-5; 3-2; 4-0
 1957 - 5-4; 6-1
 1959 - 5-3; 9-0; 9-5; 8-4
 1960 - 6-8; 9-2; 8-4; 4-2
 1961 - 8-5; 3-0; 4-7; 3-0
 1964 - 16-7; 12-2; 6-5; 2-0
 1965 - 4-1; 7-6
 1966 - 6-3; 4-2; 4-3; 2-0; 8-9
 1967 - 4-3; 6-1; 2-3; 4-1
 1968 - 6-3; 3-2; 3-2; 2-1
 1969 - 3-1; 2-1; 7-3; 9-3
 1970 - 6-0; 5-7; 5-1; 2-0
 1971 - 2-3; 9-0; 2-5
 1972 - 5-4; 3-1; 9-8; 7-6
 1973 - 9-7; 8-0; 2-4
 1974 - 6-3; 4-3; 10-11; 3-5
 1975 - 10-7; 6-5; 2-4; 4-3
 1976 - 7-1; 8-2; 3-0
 1985 - 8-6
 1986 - 5-4

1993 - 5-3; 14-1; 9-13 (10); 12-7; 9-5; 5-8
 1994 - 7-6; 6-2; 0-9; 3-4 (10); 7-2; 13-21
 1995 - 3-4; 5-1; 4-1; 2-3; 2-3; 8-7 (10); 4-6
 1996 - 6-2; 9-1; 9-4; 10-0; 4-2; 5-3
 1998 - 10-3; 6-5 (10)
 1999 - 4-1; 14-7
 2000 - 3-1; 15-2
 2001 - 3-4
 2002 - 11-1, 3-8, 5-8
 2006 - 5-1; 13-6; 12-11; 10-7; 14-3; 7-4; 10-2
 2007 - 16-7; 8-1; 5-2; 10-2
 2008 - 8-9; 0-4; 6-4; 13-6; 3-2
 2009 - 5-7; 4-3; 11-8; 7-6
 2010 - 2-12, 7-6, 10-1, 8-4
 2011 - 2-0; 7-3; 1-2; 12-4
 2012 - 7-9; 10-6; 8-6; 3-8; 9-6; 4-3
 2013 - 3-2
 2014 - 4-6; 1-2 (10)
 2015 - 6-2; 8-0
 2016 - 7-5; 4-5 (11)
 2017 - 9-0; 9-2

ST. JOHN'S (2-0)

1991 - 5-3
 1996 - 13-7

SAINT MARY'S (71-22)

1969 - 13-3; 4-8
 1970 - 7-1; 11-1; 8-6; 5-0
 1974 - 9-2; 1-2
 1976 - 0-9; 9-7
 1977 - 2-1; 2-0; 1-2; 4-3; 7-8; 6-5
 1978 - 7-6; 6-4; 2-1; 10-9; 10-5; 1-2
 1979 - 6-10; 10-1; 1-9; 10-7; 9-5; 2-3
 1980 - 5-1; 7-1; 3-2; 6-4; 16-3; 5-4
 1981 - 3-1; 7-2; 2-4; 2-3; 6-5; 18-7
 1982 - 2-11; 7-1; 12-5; 5-8; 11-3; 8-4
 1983 - 2-1; 7-6; 0-1; 0-1; 2-1
 1984 - 9-1; 3-2; 4-1; 5-1; 6-3
 1985 - 1-0; 12-5
 1986 - 7-0; 8-9; 7-5; 3-4
 1987 - 21-6; 8-7; 10-5
 1988 - 11-4; 3-0; 8-0
 1989 - 10-3; 8-5; 5-6
 1990 - 2-5
 1991 - 5-0; 9-13; 10-4
 1992 - 12-1; 11-5; 6-5
 1993 - 6-9; 9-1
 1994 - 13-9; 2-1
 1995 - 3-6; 14-4
 1996 - 16-2; 10-3
 1999 - 5-2; 8-2
 2001 - 5-1; 12-2
 2016 - 6-4; 3-2
 2018 - 8-5

SAN DIEGO (20-7)

1968 - 10-5
 1983 - 4-1; 3-1; 3-4
 1984 - 12-1; 13-10; 3-7
 1986 - 3-1
 1988 - 14-2; 7-1; 4-9
 1991 - 5-2; 12-2
 2006 - 9-8; 9-8
 2007 - 12-4; 3-8; 6-2; 6-2
 2008 - 2-5; 6-0; 1-15; 5-1
 2010 - 7-10
 2011 - 6-0; 3-2; 7-4

SAN DIEGO STATE (103-102)

1939 - 13-5; 4-5
 1940 - 2-1; 5-7; 3-8; 2-6
 1941 - 7-3; 0-1; 1-6; 9-5; 2-1; 1-9; 6-1
 1942 - 4-9; 3-10; 4-9; 4-13
 1946 - 13-15; 15-20 (10); 2-3; 4-7
 1947 - 4-7; 0-7; 3-10; 1-8
 1948 - 4-5; 10-6; 1-8
 1949 - 14-0; 5-7; 7-3
 1950 - 7-16; 10-8
 1951 - 4-6; 2-0; 12-0
 1955 - 4-2
 1957 - 4-6; 0-4; 6-0
 1958 - 6-2; 3-5; 5-6
 1959 - 10-9; 10-6; 3-5; 6-4; 4-8
 1960 - 2-1; 3-4; 2-3; 2-1
 1961 - 7-4
 1964 - 7-1; 5-3; 5-3
 1965 - 7-1; 4-1; 2-3
 1966 - 3-7; 7-3 (14); 8-7; 7-5
 1967 - 6-1; 0-3
 1968 - 3-9; 5-6; 3-4
 1969 - 7-3; 6-7; 2-12
 1970 - 3-1; 10-4; 6-11
 1971 - 2-5; 5-4 (16); 6-1
 1972 - 9-1; 1-3; 2-7
 1973 - 9-3; 8-3; 6-3
 1974 - 9-2; 4-2; 0-5
 1975 - 1-5; 11-8; 5-6
 1976 - 2-4; 2-1; 0-3
 1983 - 5-6; 20-26
 1984 - *6-10; *7-10
 1986 - 4-16
 1987 - 4-3
 1989 - 13-10
 1990 - *4-8
 1993 - 6-5; 9-11; 1-8; 2-1
 1994 - 5-9; 4-3; 3-4; 3-2; 5-4; 1-3 (10)
 1995 - 2-3; 3-2; 4-11; 10-4; 8-3; 6-5
 1996 - 2-1; 5-9; 3-2; 4-9; 2-6; 2-5
 1997 - 7-3; 1-10; 7-6; 3-6; 2-4; 9-7 (12); *4-7; *2-7
 1998 - 7-6; 2-3; 11-2; 11-3; 2-9; 10-5; *18-2
 1999 - 11-2; 1-2; 7-5
 2008 - 9-2
 2009 - 1-4
 2010 - 10-3
 2013 - 1-0; 6-11; 2-4; 7-5; 8-10; 2-4; 0-4
 2014 - 1-2; 6-4; 0-1; 2-9; 4-3; 8-11
 2015 - 5-4 (10), 3-15, 4-9, 15-7, 6-7 (10)
 2016 - 3-2 (10); 10-5; 4-5; 2-4; 1-0 (10); 4-3
 2017 - 4-15; 0-12; 8-7; 4-0; 3-13; 11-2; 10-18; 12-1; 3-5
 2018 - 2-3; 7-4; 0-7
 2019 - 5-4; 2-0; 6-11; 10-2; 6-10; 8-3

SAN FRANCISCO (80-20)

1957 - 12-0
 1958 - 8-1
 1970 - 11-2; 5-1; 2-3; 6-1
 1971 - 4-5; 6-0; 8-2
 1977 - 11-9; 9-2; 11-5; 16-1; 12-0; 2-0
 1978 - 12-4; 9-5; 22-0; 5-2; 23-0; 18-2
 1979 - 5-4; 9-5; 14-2; 4-1; 4-1; 5-2
 1980 - 4-5; 7-0; 13-1; 8-1; 8-5; 15-5
 1981 - 5-3; 7-2; 2-4; 17-6; 14-7; 17-1
 1982 - 7-0; 4-2; 1-2; 7-6; 9-0; 6-1
 1983 - 13-0; 6-3; 11-1; 9-1; 12-5
 1984 - 8-3; 6-7; 15-5; 14-9; 4-1
 1985 - 5-0; 16-4

1987 - 5-3; 11-13
 1988 - 10-7
 1989 - 10-8; 11-3
 1990 - 5-4
 1991 - 10-6
 1992 - 3-2 (10); 12-3
 1993 - 11-1; 10-4
 1995 - 10-1; 11-7
 2000 - 6-5
 2001 - 4-1
 2003 - 1-8; 6-5; 9-7
 2005 - 5-8; 0-13
 2006 - 4-3; 5-2
 2007 - 2-6; 3-4; 5-4
 2008 - 8-13; 5-4; 6-7
 2010 - 5-2
 2011 - 5-3; 4-3; 3-4
 2012 - 2-1; 6-2; 3-6; 1-6
 2016 - 10-1; 3-7; 3-6
 2017 - 6-3; 7-5
 2018 - 3-2; 9-1
 2019 - 8-6

SAN FRANCISCO STATE (29-7)

1964 - 8-3
 1966 - 4-3; 0-5; 8-1
 1967 - 9-0; 2-1; 2-9
 1968 - 1-0; 2-3
 1969 - 7-4
 1972 - 6-5; 2-3; 3-7
 1973 - 19-1; 6-3; 4-0; 6-0
 1974 - 16-0; 5-1; 4-3; 5-1
 1975 - 10-6; 9-1; 3-2; 2-5
 1976 - 6-5; 2-3; 11-4; 8-3
 1977 - 16-3; 9-2; 11-7; 7-2
 1978 - 8-1; 10-1; 6-2

SAN JOSE STATE (168-91)

1951 - 8-3; 7-0; 6-0
 1952 - 7-0; 8-0; 6-0
 1955 - 9-0; 8-1; 4-3; *9-4; *1-3; *5-1
 1957 - 3-2; 1-5
 1958 - 3-4; 2-1; 12-0; 4-1; 8-2; 10-3
 1959 - 1-4; 9-8; 6-0; 1-0; 11-8; 13-7
 1960 - 7-8; 2-0; 7-5
 1961 - 5-4; 12-1
 1964 - 6-3; 3-1
 1970 - 3-4; 3-2; 2-4
 1971 - 10-1; 0-2; 4-8; 1-7; 6-10; 6-4
 1972 - 4-1; 7-5; 9-3
 1973 - 8-19; 6-17; 4-7
 1974 - 0-9; 8-6; 4-3; 3-2, 1-0
 1975 - 3-4; 3-4; 2-0; 5-9; 10-9; 5-2
 1976 - 14-3; 9-8; 7-6; 4-0; 2-6; 2-3
 1977 - 10-1; 5-4; 5-9; 4-2; 4-7; 1-2
 1978 - 7-3; 15-2; 7-11; 1-2; 4-6; 15-8
 1979 - 6-7; 0-1; 2-6; 6-5; 6-10; 10-3; *4-5; *4-0; *4-0
 1980 - 4-1; 4-2; 2-0; 4-0; 12-7; 8-3
 1981 - 6-11; 2-1; 6-15; 13-8; 6-1; 5-7
 1982 - 13-5; 6-3; 5-2; 19-1; 13-1; 6-5
 1983 - 13-4; 7-4; 13-0; 8-0; 5-1
 1984 - 6-5 (10); 10-1; 4-3 (8); 6-3; 4-3
 1985 - 7-0; 6-2; 4-0; 9-2; 9-1; 0-5
 1986 - 2-7; 11-3; 6-1
 1987 - 5-6; 9-4; 3-10
 1988 - 17-3; 10-1; 7-1
 1989 - 8-7 (11); 4-1; 2-4
 1990 - 8-7 (10); 5-3; 12-2
 1991 - 4-0; 0-1; 9-1
 1992 - 9-7 (10); 6-2; 4-3 (10)
 1995 - 2-0; 2-3
 1996 - 14-15; 11-10



ALL-TIME SERIES RECORDS (1950-PRESENT)

*Indicates Postseason Game

1997 - 8-3; 1-4; 3-4; 1-0; 0-2; 10-1
 1998 - 6-2; 6-5; 1-11; 6-4; 1-3; 5-10
 1999 - 10-3; 11-5; 7-6
 2000 - 3-7; 4-5 (11); 0-5; 2-4; 2-7; 8-5
 2001 - 3-2; 5-3; 4-7; 7-4; 9-2; 3-7
 2002 - 3-8; 7-6; 5-2; 5-6 (10); 4-6; 5-7
 2003 - 9-3; 3-4; 0-3; 7-5; 1-10; 3-2
 2004 - 4-2; 3-5; 5-2; 10-1; 14-4; 3-6
 2005 - 4-3; 1-3; 5-6 (10); 10-4; 5-4; 7-6
 2006 - 5-3; 5-7; 4-0; 10-4; 9-8; 9-8; 3-2
 2007 - 15-9; 9-4; 12-9; 6-2
 2008 - 11-3; 9-8; 5-3; 1-2; 7-3
 2009 - 1-0; 8-2; 0-2; 5-6; 6-3
 2010 - 3-9; 4-3; 10-0; 3-4; 12-10; 13-1
 2011 - 1-3; 5-1; 3-4; 5-3
 2012 - 0-4; 3-4; 2-11
 2013 - 3-10
 2014 - 2-3; 8-0; 2-5
 2015 - 6-4; 9-2; 6-3; 4-0; 3-7; 3-0
 2016 - 13-4; 9-4; 2-3 (10); 6-0; 8-6;
 5-7 (12)
 2017 - 3-6; 8-3; 16-8
 2018 - 1-4; 1-10; 6-3; 11-7; 7-15; 7-10
 2019 - 3-1; 1-2; 5-7; 8-6; 7-5; 6-1

SANTA CLARA (71-45)

1957 - 5-0; 9-8
 1959 - *23-11; *15-3
 1964 - 2-3; 4-3
 1965 - 4-6; 0-2
 1966 - 5-4
 1967 - 0-4; 7-3
 1968 - 2-3; 4-7
 1969 - 1-6; 5-0
 1970 - 2-1; 0-1
 1971 - 1-7; 2-5
 1972 - 2-14; 9-0 (FF)
 1973 - 0-5; 4-12
 1974 - 5-10
 1975 - 4-11
 1976 - 2-12
 1977 - 3-2; 10-1; 7-6; 3-1; 5-0; 2-0
 1978 - 7-12; 5-7; 7-4; 2-4; 7-4; 6-7
 1979 - 6-3; 0-3; 3-0; 4-2; 1-11; 6-7
 1980 - 6-2; 2-3; 7-2; 7-5; 4-1; 5-3
 1981 - 11-1; 7-6; 9-2; 6-5; 9-0; 1-0
 1982 - 10-4; 2-5; 10-9; 9-2; 4-3;
 19-7; *11-5; *4-2
 1983 - 6-5; 6-2; 6-7; 13-3; 4-1
 1984 - 9-2; 6-5; 21-4; 3-2; 3-0
 1986 - 8-6
 1987 - 13-1; 12-4
 1988 - 9-10; 3-4
 1989 - 6-4; 11-2; 9-10
 1992 - 6-5
 1993 - 9-3
 1994 - 6-7; 3-7
 1995 - 4-3; 1-2 (11)
 1996 - 3-1 (13); 10-9
 1997 - 13-8; 18-26; *1-8; *10-7
 1998 - 8-9
 1999 - 3-9; 3-2; 5-4 (12)
 2000 - 5-3; 16-3; 10-8
 2001 - 8-5; 11-10 (16); 10-7
 2002 - 8-5; 4-8; 1-2
 2007 - 2-3; 8-7; 1-4; 4-8; 1-9
 2008 - 5-6; 8-10
 2010 - 10-9
 2012 - 5-9

SEATTLE (2-0)

1952 - *6-2; *20-4

SETON HALL (1-0)

1999 - 6-4

SOUTHERN ILLINOIS (2-1)

1990 - *3-2; *1-3
 2000 - 12-0

SOUTHERN UTAH (3-0)

1999 - 6-3; 4-3
 2005 - 5-3

STANFORD (51-89)

1952 - 11-10; 10-5; 3-5
 1957 - 6-5
 1958 - 4-5; 3-4
 1959 - 2-1
 1961 - 5-9
 1967 - *7-3; *3-6; *4-6
 1968 - 0-4; 0-2; 2-1; 1-7
 1970 - 6-0
 1971 - 2-0; 0-1 (11); 0-3; 0-6
 1972 - 2-4; 2-0; 2-6; 2-3
 1973 - 1-3; 1-2; 1-2 (10); 7-1
 1974 - 19-11; 5-4; 2-1
 1975 - 1-2; 4-0; 1-9; 0-7; 3-11
 1976 - 7-13; 6-3; 4-3; 0-7; 1-12
 1978 - 4-2; 9-8; 5-8
 1979 - 2-1; 3-7; 3-5
 1980 - 10-1 (10)
 1981 - 2-3; 5-4
 1982 - 2-4; 6-3; *10-17
 1983 - 8-9
 1984 - 3-2; 2-1
 1985 - 4-8; 7-2; 3-9; 6-10
 1986 - 5-3; 1-5 (10)
 1987 - 0-2; 4-2; 12-4
 1988 - 13-3; 6-5 (10); *3-10
 1989 - 1-2; 8-2
 1990 - 2-9; 4-3; 3-5
 1991 - 7-1; 5-4; 3-6; *4-2; *7-5
 1992 - 11-3; 5-10; 0-3
 1993 - 6-7; 1-4; 1-12
 1994 - 5-7; 2-9; 4-7
 1995 - 3-2; 6-0; 2-4
 1996 - 16-1; 0-6; 5-9
 1997 - 1-6; 1-0; 2-14; *2-5
 1998 - 10-12 (11); 9-16; 0-4 (5)
 1999 - 0-1; 8-6; 5-3
 2000 - 2-10; 1-7; *1-5
 2001 - 9-11; 3-2 (10); 5-9
 2002 - 2-6; 7-5; 3-8
 2003 - 1-4; 2-5; 2-7
 2004 - 3-1; 4-13; 3-10
 2005 - 1-12; 0-7; 4-8
 2006 - 2-3; 7-5; 3-6
 2007 - 2-9; 4-6; 2-7
 2012 - 7-4; 0-16; 2-9; 1-9
 2013 - 1-3; 4-7; 4-7
 2019 - 0-2; 7-2; 6-8; 7-9

STETSON (0-1)

1986 - 4-5

TEMPLE (1-0)

2000 - 5-3

TENNESSEE (2-2)

1993 - *6-2
 2019 - 3-8; 9-13; 10-7

TEXAS A&M (6-0)

1988 - 6-5 (13); 4-0
 1997 - *2-1

2014 - 5-0; 6-5; 1-0
 2016 - 2-3; 3-4 (10); 1-12

TCU (12-8)

1987 - 2-3; 6-3
 1997 - 19-12; 10-5; 7-11
 1999 - 7-1; 6-7; 8-14
 2000 - 9-7; 8-3; 1-10; 9-6; 7-6; 6-5
 2001 - 5-6; 5-6; 7-5; 3-4; 11-5; 6-5

TEXAS TECH (2-1)

1993 - 4-2
 1996 - *12-5; *2-13

TOLEDO (1-0)

1998 - 9-3

TULANE (0-1)

1994 - *5-7

UC DAVIS (39-17)

1951 - 9-1; 5-3
 1952 - 5-2; 8-2
 1964 - 7-6
 1970 - 0-1; 4-3; 1-0; 8-7
 1971 - 12-13; 5-2; 19-6; 4-3
 1972 - 3-5; 7-3; 5-4; 14-4
 1973 - 3-5; 13-0; 4-0; 3-1
 1974 - 1-2; 6-7; 5-3; 11-5
 1975 - 10-9; 14-1; 2-3; 9-5
 1976 - 12-8; 11-7; 4-3; 2-4
 1977 - 8-2; 2-3; 10-6; 19-6
 2007 - 8-2; 4-3
 2008 - 2-4; 1-3; 7-0; 6-3
 2009 - 3-11; 4-2
 2010 - 9-2; 7-6; 2-7
 2011 - 12-4; 3-1
 2012 - 11-4
 2015 - 5-4; 3-4; 0-1

UC IRVINE (34-10)

1983 - 9-0; 5-2; 3-4
 1984 - 6-0; 5-4; 5-0
 1985 - 4-3 (10); 13-2; 13-1
 1986 - 11-3; 2-5; 6-4 (11)
 1987 - 3-7; 4-1; 9-16
 1988 - 4-2; 16-2; 4-0
 1989 - 8-5 (11); 24-4; 9-8
 1990 - 8-3; 2-1; 5-1
 1991 - 4-1; 8-2; 6-3
 1992 - 10-4; 6-0; 10-3
 2002 - 3-8
 2003 - 1-0; 9-5; 4-3
 2004 - 3-5; 1-5
 2009 - 2-4
 2011 - 6-12
 2014 - 2-0 (10); 8-7 (13); 0-1
 2015 - 5-4; 7-5; 7-5

UCLA (28-30)

1952 - 3-1; 6-5; 4-2
 1957 - 3-9; 5-2
 1959 - 8-0; 9-10
 1960 - 2-1; 3-2; 11-12
 1961 - 2-0; 4-10
 1964 - 8-7; 2-13; 8-4
 1965 - 5-8; 2-8
 1966 - 7-2; 7-9; 4-9
 1967 - 19-3; 12-5; 1-8
 1969 - 0-4;
 1970 - 1-0; 7-4; 4-5
 1971 - 10-3; 3-9; 4-3
 1972 - 7-2; 4-3; 0-11

1973 - 1-2; 6-3; 2-1
 1974 - 5-2
 1975 - 7-9; 2-5; 0-2
 1976 - 3-12; 2-6; 7-0
 1979 - *4-5
 1986 - 0-6; 3-6; 6-13
 2004 - 2-6; 11-13; 3-2 (10)
 2005 - 4-7; 8-4; 5-6
 2006 - 11-9; 5-0; 2-12
 2011 - 1-3

UC SANTA BARBARA (53-41)

1951 - 9-0; 6-3; 10-4
 1952 - *9-5; *19-1
 1955 - 10-4; 6-2; 0-2
 1957 - 13-1; 2-4; 10-3
 1958 - 13-0; 2-0; 6-2
 1959 - 6-4; 4-11; 13-9
 1960 - 9-3; 7-5
 1961 - 5-4; 4-0; 18-2
 1964 - 3-0
 1965 - 11-7
 1970 - 11-3; 3-7; 1-8
 1971 - 1-4; 6-5; 5-1; 3-0; 8-2; 2-1
 1972 - 0-1; 5-9; 3-10
 1973 - 9-4; 2-3
 1974 - 3-5; 3-2; 2-1
 1981 - 5-2; 0-4
 1982 - 0-8; 9-11
 1985 - 2-8; 7-4; 6-0; 1-13; 11-3; 7-6
 1986 - 8-9; 6-8; 6-7 (10)
 1987 - 3-6; 3-4; 7-6 (11); 13-15; 2-6
 1988 - 4-2; 8-5; 10-3
 1989 - 8-6; 7-3; 7-5
 1990 - 12-7; 1-6; 4-6
 1991 - 10-6; 13-14; 3-8
 1992 - 10-2; 5-3; 1-11
 2002 - 10-3
 2004 - 7-6; 9-22; 3-8
 2005 - 5-7; 3-5; 5-4
 2012 - 1-7; 3-2
 2013 - 8-1; 1-8; 3-11
 2014 - 4-5 (10)
 2015 - 5-6; 1-2; 2-7; 3-9
 2018 - 2-7; 6-1
 2019 - 9-2

UC RIVERSIDE (4-3)

2012 - 1-5; 2-1
 2017 - 3-4 (18); 4-6; 5-4; 7-5
 2018 - 11-5

UNLV (60-40)

1977 - 10-8; 5-1; 3-1
 1978 - 12-11; 4-2; 4-9
 1979 - 11-1; 6-4; 7-8; 12-5
 1980 - 2-5; 0-4; 3-5
 1981 - 3-13; 27-10; 9-14
 1982 - 4-2
 1983 - 17-5; 8-1
 1984 - 2-1; 6-1; 8-1
 1985 - 12-9; 6-3; 0-2; 16-3; 4-2
 1986 - 9-5; 4-5; 2-4
 1987 - 4-6; 8-9; 5-3
 1988 - 8-12; 9-4; 11-6
 1989 - 1-2; 5-2; 6-3
 1990 - 0-9; 10-7; 0-10
 1991 - 6-1; 8-5; 11-7
 1992 - 7-10; 7-2; 3-0
 1994 - 2-4; 2-10
 1995 - 7-0; 11-0
 1996 - 9-6; 6-8
 1998 - 7-3; 4-5; 5-6



YEAR-BY-YEAR RESULTS

1999 - 1-8; 6-3; 3-6
 2013 - 8-9; 8-9; 5-3; 1-4; 2-9; 9-4
 2014 - 0-6; 2-0; 0-7; 3-5
 2015 - 10-5; 2-1; 4-0; 6-1; 8-3; 6-2; 6-5
 2016 - 2-4; 6-2; 4-3; 9-1; 7-2; 5-8
 2017 - 12-5; 11-5; 5-14
 2018 - 6-7; 6-7; 4-5; 6-1; 3-7; 9-8
 2019 - 3-4 (10); 3-7; 6-4; 7-0; 16-5;
 11-4; 11-1 (7); 12-6

USC (27-41)

1952 - 1-2; 9-6
 1954 - 7-4; 9-3
 1955 - *1-8; *2-15
 1956 - 6-9; 1-9
 1957 - 5-6
 1959 - 2-6
 1960 - 2-5; 1-3; 3-5; 6-3
 1961 - *1-4; *6-4; *6-10
 1963 - 3-4 (12); 2-4
 1964 - 7-14; 7-3
 1965 - 3-9
 1969 - 3-6; 3-2; 3-4
 1970 - 2-6; 6-13; 7-6
 1972 - 5-8; 5-4; 4-12
 1973 - 0-5; 4-6 (10); 0-2
 1976 - 7-8
 1977 - *3-7
 1984 - *15-12 (10)
 1988 - *17-18; *17-12; *14-3
 1995 - *17-22
 2001 - *0-8
 2003 - 6-5
 2013 - 1-9; 5-1; 14-3
 2014 - 2-3 (10); 14-7

U.S. INTERNATIONAL (5-1)

1986 - 5-1
 1987 - 5-4 (18)
 1990 - 7-12; 12-3
 1991 - 5-3; 7-1

UTAH (7-1)

1997 - *6-3
 1998 - 9-0; 5-2; 9-7
 1999 - 14-6; 16-8; 2-4
 2008 - 10-0

UTAH STATE (1-0)

1959 - 7-0

UTAH VALLEY STATE (4-2)

2006 - 13-9; 8-0; 4-5
 2019 - 6-3; 3-4; 8-3

VIRGINIA TECH (1-2)

1989 - 14-2
 1991 - 0-4
 1995 - 0-8

WAGNER (2-0)

2015 - 4-2; 10-1

WASHINGTON (9-8)

1959 - *3-2; *4-5; *10-5
 1984 - 12-5
 1992 - *3-4
 1997 - 4-7; 6-8; 4-2
 2002 - 1-5; 13-9; 7-10
 2009 - 4-11; 3-1
 2010 - 9-10, 11-10, 3-2

WASHINGTON STATE (20-9)

1966 - 4-0; *2-5 (13); *1-2 (14)
 1967 - 3-2; 0-1
 1973 - 5-1
 1977 - 2-4
 1978 - 11-4
 1979 - 7-2; 6-7
 1981 - 11-8; 15-3
 1983 - 5-7; 6-5
 1986 - 2-4
 1988 - *7-6
 1989 - 11-0; 9-5
 1990 - 15-5; 2-1; 1-4
 1992 - 9-8
 1994 - 4-7
 1997 - 10-2; 9-4
 2006 - 6-1
 2011 - 7-5; 16-1; 7-2

WESTERN MICHIGAN (1-0)

1959 - *7-2

WESTERN OREGON STATE (2-0)

1971 - 12-4; 5-1

WESTMONT (4-1)

1964 - 7-2; 2-0
 1965 - 7-4
 1966 - 8-5; 4-5

WICHITA STATE (0-1)

1989 - *4-6

WILLAMETTE (1-0)

1955 - *6-3

WINTHROP (0-1)

1998 - 1-3

WYOMING (6-1)

1979 - 1-0
 1993 - 6-1; 4-3; 10-3
 1994 - 9-2; 5-9; 3-0

YOUNGSTOWN STATE (4-0)

2016 - 8-3; 11-0; 6-5; 6-1

1975

Overall Record: 26-33

PCAA Record: 7-14

Head Coach: Bob Bennett

Date	Opponent	Result
	UCLA	L, 9-7
	UCLA	L, 5-2
	UCLA	L, 2-0
	UC Davis	W, 8-2
	San Francisco State	W, 10-6
	San Francisco State	W, 9-1
	CSU Hayward	W, 7-6
	CSU Hayward	L, 5-3
	UC Berkeley	L, 8-0
	Stanford	L, 2-1
	Stanford	W, 4-0
	UC Davis	W, 10-9
	UC Davis	W, 14-1
	USC	W, 10-6
	UC Berkeley	L, 3-2
	Cal Poly	W, 3-2
	Cal Poly	W, 3-0
	Stanford	L, 9-1
	Stanford	L, 7-0
	Stanford	L, 11-3
	San Francisco State	W, 3-2
	San Francisco State	L, 5-2
	USC	L, 6-2
	USC	L, 9-2
	Sacramento State	W, 10-7
	Sacramento State	W, 6-5
	Oregon	L, 10-2
	Oregon	L, 6-5
	CSU Hayward	W, 7-1
	CSU Hayward	W, 7-6
	San Jose State*	L, 4-3
	San Jose State*	L, 4-3
	San Jose State*	W, 2-0
	Oregon	W, 7-2
	Sacramento State	L, 4-2
	Sacramento State	W, 4-3
	Pacific*	L, 4-2
	Pacific	W, 5-4
	Pacific	W, 2-1
	Stanislaus State	L, 4-3
	Long Beach State*	W, 5-2
	Long Beach State*	L, 7-4
	Long Beach State*	L, 4-1
	UC Davis	L, 3-2
	UC Davis	W, 9-5
	Pacific*	L, 10-1
	Pacific*	L, 2-0
	Pacific*	L, 6-1
	Santa Clara	L, 11-4
	Cal State Fullerton*	L, 6-5
	Cal State Fullerton*	W, 6-4
	Cal State Fullerton*	L, 11-6
	San Jose State*	L, 9-5
	San Jose State*	W, 5-2
	San Jose State*	W, 5-0
	San Diego State*	L, 5-1
	San Diego State*	W, 11-8
	San Diego State*	L, 6-5
	Pacific*	L, 13-8
	Pacific*	W, 3-2

1976

Overall Record: 28-29

PCAA Record: 7-14

Head Coach: Bob Bennett

Date	Opponent	Result
	at Stanislaus	W, 6-2
	at Stanislaus	W, 6-2
	at UCLA	L, 12-3
	at UCLA	L, 6-2
	at UCLA	W, 7-0
	at UC Davis	W, 12-8
	Stanford	L, 13-7
	Stanford	W, 6-3
	Stanford	W, 4-3
	at UC Davis	W, 11-7
	at California	L, 8-0
	St. Mary's	L, 9-0
	St. Mary's	W, 9-7
	at USC	W, 10-4
	at USC	L, 8-7
	CSU Hayward	W, 11-4
	CSU Hayward	W, 6-1
	San Jose State*	W, 14-3
	San Jose State*	W, 9-8
	San Jose State*	W, 7-6
	San Francisco State	W, 6-5
	San Francisco State	L, 3-2
	Pacific*	L, 5-3
	Pacific*	L, 8-5
	Pacific*	L, 4-3
	at Sacramento State	W, 7-1
	at Stanford	L, 7-0
	at Stanford	L, 12-1
	at Hayward State	W, 4-2
	at Hayward State	W, 9-7
	at Cal Poly	W, 6-2
	at Cal Poly	L, 5-4
	at Santa Clara	L, 12-2
	at San Francisco State	W, 11-4
	at San Francisco State	W, 8-3
	Chico	L, 12-9
	Stanislaus State	L, 6-5
	at Long Beach State*	L, 2-1
	at Long Beach State*	L, 6-0
	at Long Beach State*	L, 5-1
	Sacramento State	W, 8-2
	Sacramento State	W, 3-0
	UC Davis	W, 4-3
	UC Davis	L, 4-2
	at Pacific*	L, 6-1
	at Pacific*	W, 6-2
	at Pacific*	W, 7-6
	Cal State Fullerton*	L, 4-1
	Cal State Fullerton*	L, 11-6
	Cal State Fullerton*	L, 11-6
	at UC Berkeley	L, 9-5
	at San Jose State*	W, 4-0
	at San Jose State*	L, 6-2
	at San Jose State*	L, 3-2
	San Diego State*	L, 4-2
	San Diego State*	W, 2-1
	San Diego State*	L, 3-0



YEAR-BY-YEAR RESULTS

1977**Overall Record: 39-21****NCBA Record: N/A****Head Coach: Bob Bennett**

Date	Opponent	Result
2/11	at Pacific	W, 4-2
2/12	Pacific	W, 6-4
2/12	Pacific	W, 4-2
2/15	UC Davis	W, 8-2
2/15	at UC Davis	L, 3-2
2/18	at Santa Clara	W, 3-2
2/19	at Santa Clara	W, 10-1
2/19	at Santa Clara	W, 7-6
2/23	at Cal	L, 7-2
2/25	Nevada-Reno	W, 4-0
2/25	Nevada-Reno	W, 6-1
2/26	Nevada-Reno	W, 8-1
3/1	San Francisco St.	W, 16-3
3/1	San Francisco St.	W, 9-2
3/4	San Jose St.	W, 10-1
3/5	San Jose St.	W, 5-4
3/5	San Jose St.	L, 9-5
3/8	Cal	L, 2-1
3/11	at Arizona St.	L, 6-4
3/12	at Arizona St.	L, 4-3
3/12	at Arizona St.	L, 9-5
3/15	at Cal State Stanislaus	L, 5-2
3/18	at St. Mary's	W, 2-1
3/19	at St. Mary's	W, 2-0
3/19	at St. Mary's	L, 2-1
3/25	at San Francisco	W, 11-9
3/26	at San Francisco	W, 9-2
3/26	at San Francisco	W, 11-5
3/29	UC Davis	W, 10-6
3/29	UC Davis	W, 19-6
4/1	Nevada-Reno	L, 5-0
4/2	at Nevada-Reno	L, 9-1
4/2	at Nevada-Reno	L, 5-1
4/4	at Washington St.	L, 4-2
4/6	Cal Poly-SLO	W, 8-4
4/8	San Jose St.	W, 4-2
4/9	at San Jose St.	L, 7-4
4/9	at San Jose St.	L, 2-1
4/12	at CS Stanislaus	L, 5-4
4/15	at UN-Las Vegas	W, 10-8
4/16	at UN-Las Vegas	W, 5-1
4/16	at UN-Las Vegas	W, 3-1
4/22	at St. Mary's	W, 4-3
4/23	at St. Mary's	L, 8-7
4/23	at St. Mary's	W, 6-5
4/26	San Francisco St.	W, 11-7
4/26	at San Francisco St.	W, 7-2
4/29	at San Francisco St.	W, 16-1
4/30	at San Francisco St.	W, 12-0
4/30	at San Francisco St.	W, 2-0
5/6	at Pacific	L, 3-1
5/7	at Pacific	W, 5-2
5/7	at Pacific	L, 2-1
5/13	at Santa Clara	W, 3-1
5/14	Santa Clara	W, 5-0
5/14	Santa Clara	W, 2-0

NCAA WESTERN REGIONALS

(Honolulu, Hawaii)

5/26	CS Los Angeles	W, 7-4
5/27	USC	L, 7-3
5/28	CS Los Angeles	L, 15-11

1978**Overall Record: 38-20****NCBA Record: N/A****Head Coach: Bob Bennett**

Date	Opponent	Result
	Arizona State	W, 7-5
	Arizona State	L, 15-0
	Arizona State	L, 6-4
	Cal	L, 5-4
	Cal	L, 11-5
	Cal	W, 8-4
	Cal Poly	W, 8-6
	Cal State LA	W, 7-5
	Cal State LA	W, 9-0
	Nevada	W, 9-0
	Nevada	L, 4-3
	Nevada	L, 9-8
	Nevada	L, 12-8
	Nevada	L, 4-2
	Oregon State	W, 11-6
	Oregon State	W, 11-1
	Pacific	L, 1-0
	Pacific	W, 6-3
	Pacific	L, 2-1
	Pacific	W, 7-1
	Pacific	W, 10-0
	Pacific	W, 7-3
	Portland St.	W, 14-6
	Portland St.	W, 9-0
	Saint Mary's	W, 7-6
	Saint Mary's	W, 6-4
	Saint Mary's	W, 2-1
	Saint Mary's	W, 10-9
	Saint Mary's	W, 10-5
	Saint Mary's	L, 2-1
	San Francisco	W, 12-4
	San Francisco	W, 9-5
	San Francisco	W, 22-0
	San Francisco	W, 5-2
	San Francisco	W, 23-0
	San Francisco	W, 18-2
	San Francisco St.	W, 8-1
	San Francisco St.	W, 10-1
	San Francisco St.	W, 6-2
	San Jose State	W, 7-3
	San Jose State	W, 15-2
	San Jose State	L, 11-7
	San Jose State	L, 2-1
	San Jose State	L, 6-4
	San Jose State	W, 15-8
	Santa Clara	L, 12-7
	Santa Clara	L, 7-5
	Santa Clara	W, 7-4
	Santa Clara	L, 4-2
	Santa Clara	W, 7-4
	Santa Clara	L, 7-6
	Stanford	W, 4-2
	Stanford	W, 9-8
	Stanford	L, 8-5
	UNLV	W, 12-11
	UNLV	W, 4-2
	UNLV	L, 9-4
	Washington State	W, 11-4

1979**Overall Record: 37-27****NCBA Record: 23-13****Head Coach: Bob Bennett**

Date	Opponent	Result
2/2	Pacific*	W, 22-9
2/2	Pacific*	W, 6-2
2/3	Pacific*	L, 3-1
2/9	at Arizona St.	L, 1-0
2/10	at Arizona St.	L, 13-9
2/10	at Arizona St.	L, 5-4
2/16	at San Francisco*	W, 5-4
2/17	at San Francisco*	W, 9-5
2/17	at San Francisco*	W, 14-2
2/19	Stanford	W, 2-1
2/19	Stanford	L, 7-3
2/23	Santa Clara*	W, 6-3
2/24	Santa Clara*	L, 3-0
2/24	Santa Clara*	W, 3-0
3/2	at Nevada*	W, 8-4
3/3	at Nevada*	W, 11-4
3/3	at Nevada*	L, 2-1
3/6	at Stanford	L, 5-3
3/9	St. Mary's*	L, 10-6
3/10	St. Mary's*	W, 10-1
3/10	St. Mary's*	L, 9-1
3/17	at San Jose St.*	L, 7-6
3/17	at San Jose St.*	L, 1-0
3/18	at San Jose St.*	L, 6-2
3/20	Wyoming+	W, 1-0
3/21	Oregon State+	W, 6-2
3/21	UNLV+	W, 11-1
3/22	Pepperdine+	L, 10-4
3/23	Washington St.+	W, 7-2
3/24	Washington St.+	L, 7-6
3/24	Oregon State+	W, 9-1
3/30	San Francisco*	W, 4-1
3/31	San Francisco*	W, 4-1
3/31	San Francisco*	W, 5-2
4/6	at Santa Clara*	W, 4-2
4/7	at Santa Clara*	L, 11-1
4/7	at Santa Clara*	L, 7-6
4/10	Loyola	W, 10-2
4/10	Loyola	L, 1-0
4/13	at UNLV	W, 6-4
4/14	at UNLV	L, 8-7
4/14	at UNLV	W, 12-5
4/17	at Cal Poly Pomona	L, 6-1
4/20	Nevada*	W, 6-3
4/21	Nevada*	W, 4-2
4/21	Nevada*	L, 5-4
4/24	Cal	W, 11-5
4/24	Cal	W, 6-5
4/27	at St. Mary's*	W, 10-7
4/27	at St. Mary's*	L, 3-2
4/29	at St. Mary's*	W, 10-7
5/4	San Jose St.*	W, 6-5
5/5	San Jose St.*	L, 10-6
5/5	San Jose St.*	W, 10-3
5/8	at Cal	L, 5-4
5/11	at Pacific*	W, 5-0
5/12	at Pacific*	W, 3-0
5/12	at Pacific*	W, 5-0
5/18	at San Jose St.#	L, 5-4
5/19	San Jose St.#	W, 4-0
5/20	San Jose St.#	W, 4-0
5/25	Univ. of Portland%	W, 10-8
5/26	UCLA%	L, 5-4
5/27	CS Fullerton%	L, 12-3

*Northern California Baseball Association

+Central Valley Baseball Tournament

%District 8 playoffs

1980**Overall Record: 43-12****WAC Record: 31-3****Head Coach: Bob Bennett**

Date	Opponent	Result
2/1	at St. Mary's*	W, 5-1
2/2	at St. Mary's*	W, 7-1
2/2	at St. Mary's*	W, 3-2
2/5	Cal Poly-SLO	W, 3-0
2/5	Cal Poly-SLO	W, 4-1
2/9	San Jose St.*	W, 4-2
2/9	San Jose St.*	W, 2-0
2/13	Cal Poly Pomona	L, 5-4
2/22	Nevada*	W, 14-4
2/22	Nevada*	W, 3-0
2/23	Nevada*	W, 1-0
2/29	at San Francisco*	L, 5-4
3/1	at San Francisco*	W, 7-0
3/1	at San Francisco*	W, 13-1
3/7	Santa Clara*	W, 6-2
3/8	Santa Clara*	L, 3-2
3/8	Santa Clara*	W, 7-2
3/11	at CS Northridge	L, 4-2
3/11	at CS Northridge	W, 12-4
3/15	Dominguez Hills	W, 3-1
3/15	Dominguez Hills	W, 12-2
3/21	at San Jose St.*	W, 4-0
3/22	at San Jose St.*	W, 12-7
3/22	at San Jose St.*	W, 8-3
3/23	Oregon State	W, 12-7
3/28	Pacific*	W, 5-2
3/29	Pacific*	W, 11-6
3/29	Pacific*	W, 2-0
4/3	at Loyola	L, 3-2
4/3	at Loyola	W, 6-3
4/4	at Pepperdine	L, 8-2
4/5	at Pepperdine	W, 5-3
4/5	at Pepperdine	W, 4-2
4/11	at Nevada*	W, 13-9
4/12	at Nevada*	W, 7-5
4/12	at Nevada*	L, 8-4
4/15	Pacific*	W, 2-1
4/18	San Francisco*	W, 8-1
4/19	San Francisco*	W, 8-5
4/19	San Francisco*	W, 15-5
4/22	Cal Berkeley#	W, 9-8
4/22	Cal Berkeley	W, 7-3
4/25	at Santa Clara*	W, 7-5
4/26	at Santa Clara*	W, 4-1
4/26	at Santa Clara*	W, 5-3
4/29	Stanford#	W, 10-1
5/2	at UNLV	L, 5-2
5/3	at UNLV	L, 4-0
5/3	at UNLV	L, 5-3
5/9	St. Mary's*	W, 6-4
5/10	St. Mary's*	W, 16-3
5/10	St. Mary's*	W, 5-4

NCAA PLAYOFFS

5/23	at Arizona	L, 5-4
5/24	CS Fullerton	L, 10-2

#Extra Inning

*NCBA League Game



YEAR-BY-YEAR RESULTS

1981**Overall Record: 43-22****WAC Record: 26-10****Head Coach: Bob Bennett**

Date	Opponent	Result
1/27	UC Berkeley	L, 2-3
2/6	at Santa Clara*	W, 11-1
2/7	at Santa Clara*+	W, 7-6
2/7	at Santa Clara*	W, 9-2
2/10	at Cal Poly-SLO	L, 6-3
2/14	UOP*	W, 6-5
2/15	UOP*	W, 5-1
2/15	UOP*	W, 10-4
2/17	at CS Dominguez Hills	L, 2-1
2/18	at CS Long Beach	L, 10-7
2/20	UNR*	L, 3-2
2/21	UNR*	W, 3-1
2/21	UNR*	L, 10-7
2/22	CS Northridge	W, 5-4
2/22	CS Northridge	L, 11-6
2/24	at Stanford	L, 3-2
2/27	San Jose State*	L, 11-6
2/28	San Jose State*	W, 2-1
3/3	CS Long Beach+	W, 6-3
3/6	CS Fullerton	W, 6-1
3/7	CS Fullerton	W, 7-5
3/7	CS Fullerton	W, 3-2
3/10	Arizona State	W, 7-5
3/14	St. Mary's*	W, 3-1
3/14	St. Mary's*	W, 7-2
3/15	St. Mary's*	L, 4-2
3/20	U. San Francisco*	W, 5-3
3/21	U. San Francisco*	W, 9-1
3/22	U. San Francisco*	L, 7-4
3/25	UC Santa Barbara	L, 5-2
3/26	Washington State	W, 11-8
3/26	Oregon State	W, 8-5
3/27	UC Santa Barbara	L, 4-0
3/27	Brigham Young	W, 6-0
3/28	Washington State	W, 15-3
3/28	at UOP*	L, 2-1
3/29	at UOP*	W, 3-2
4/3	at UNR*	W, 9-5
4/4	at UNR*	W, 18-12
4/4	at UNR*	L, 5-3
4/10	at San Jose State*	L, 15-6
4/11	at San Jose State*	W, 13-8
4/11	at San Jose State*	W, 6-1
4/13	USC	L, 7-6
4/14	USC	W, 9-4
4/17	UNLV	L, 13-3
4/18	UNLV	W, 27-10
4/18	UNLV	L, 14-9
4/21	Stanford+	W, 5-4
4/24	at St. Mary's*	L, 3-2
4/25	at St. Mary's*	W, 6-5
4/25	at St. Mary's	W, 18-7
4/28	at UOP*	W, 6-5
5/1	at U. San Francisco*	W, 17-6
5/2	at U. San Francisco*	W, 14-7
5/2	at U. San Francisco*	W, 17-1
5/5	San Jose State*	L, 7-5
5/8	Santa Clara*	W, 6-5
5/9	Santa Clara*	W, 9-0
5/9	Santa Clara*	W, 1-0

NCBA Playoff

5/16 UNR W, 10-4

5/17 UNR W, 7-1

NCAA PLAYOFFS

5/22 CS Fullerton L, 9-8

5/23 Gonzaga W, 10-8

5/24 CS Fullerton L, 10-9

*indicates PCAA League games

+Extra Innings

1982**Overall Record: 45-13****WAC Record: 30-6****Head Coach: Bob Bennett**

Date	Opponent	Result
2/2	at Stanford	L, 2-4
2/5	St. Mary's*	L, 2-11
2/6	St. Mary's*	W, 7-1
2/6	St. Mary's*	W, 12-5
2/9	Cal Poly-SLO	L, 3-0
2/12	at U. San Francisco*	W, 7-0
2/19	San Jose State*	W, 13-5
2/20	San Jose State*	W, 6-3
2/20	San Jose State*	W, 5-2
2/23	at Cal	W, 11-3
2/23	at U. San Francisco*	W, 4-2
2/23	at U. San Francisco*	L, 1-2
2/26	at CS Fullerton	L, 6-4
2/27	at CS Fullerton	W, 8-4
2/27	at CS Fullerton	W, 9-4
3/2	at UCSB	L, 8-0
3/5	at Pacific	W, 4-3
3/6	at Pacific	L, 3-1
3/6	at Pacific	W, 8-3
3/12	Nevada-Reno*	W, 5-2
3/13	Nevada-Reno*	W, 18-0
3/13	Nevada-Reno*	L, 1-0
3/19	at Santa Clara*	W, 10-4
3/20	at Santa Clara*	L, 5-2
3/20	at Santa Clara*	W, 10-9
3/22	at UCSB	L, 11-9
3/26	U San Francisco*	W, 7-6
3/27	U San Francisco*	W, 9-0
3/27	U San Francisco*	W, 6-1
4/2	at San Jose State	W, 19-1
4/3	at San Jose State	W, 13-1
4/3	at San Jose State	W, 6-5
4/7	Nevada-Las Vegas#	W, 4-2
4/8	SW Louisiana#	W, 9-5
4/9	SW Louisiana#	W, 6-0
4/10	Long Beach State#	W, 3-2
4/13	Loyola Marymount	W, 15-1
4/13	Loyola Marymount	W, 9-3
4/16	Pacific*	W, 6-5
4/16	Pacific*	W, 14-5
4/16	Pacific*	W, 9-5
4/20	Cal Poly-SLO	W, 11-0
4/20	Cal Poly-SLO	W, 7-6
4/24	at Nevada-Reno*	W, 16-8
4/24	at Nevada-Reno*	W, 29-5
4/24	at Nevada-Reno*	W, 12-10
4/27	Stanford	W, 6-3
4/30	Santa Clara*	W, 9-2
5/1	Santa Clara*	W, 4-3
5/1	Santa Clara*	W, 19-7
5/7	at St. Mary's*	L, 8-5
5/8	at St. Mary's*	W, 11-3
5/8	at St. Mary's	W, 8-4

Northern Calif. Championship Playoffs

at Santa Clara** W, 11-5

Santa Clara** W, 4-2

Pepperdine*** W, 14-5

District 8 NCAA Playoffs

Stanford*** L, 10-17

Pepperdine*** L, 8-11

*Conference Games

**NCBA Playoffs

***NCAA West Regionals

#Best in the West Classic

1983**Overall Record: 45-19****NCBA Record: 22-8****Head Coach: Bob Bennett**

Date	Opponent	Result
2/4	UC Irvine	W, 9-0
2/5	UC Irvine	W, 5-2
2/5	UC Irvine	L, 4-3
2/8	at Stanford	L, 9-8
2/11	U. San Diego	W, 4-1
2/12	U. San Diego	W, 3-1
2/12	U. San Diego	W, 13-1
2/19	Cal	W, 10-5
2/19	Cal	W, 5-4
2/20	Cal	W, 2-1
2/23-26		
	San Diego State#	L, 6-5
	CS Northridge#	L, 7-4
	Nevada-Las Vegas#	W, 17-5
	San Diego State#	L, 26-20
	CS Northridge#	W, 12-4
3/4	Loyola-Marymount	W, 1-0
3/5	Loyola-Marymount	W, 4-1
3/8	Cal Poly-SLO	W, 17-6
3/11	at Hawaii	W, 10-8
3/11	at Hawaii	W, 3-2
3/12	at Hawaii	W, 5-3
3/13	at Hawaii	L, 6-1
3/18	Washington St.	L, 7-5
3/19	Washington St.	W, 6-5
3/25	St. Mary's*	W, 2-1
3/26	St. Mary's*	W, 7-6
3/26	St. Mary's*	L, 1-0
3/29-4/2		
	Nevada-Las Vegas+	W, 8-1
	Brigham Young+	L, 7-6
	Long Beach State+	W, 7-0
	Southern Cal+	W, 7-6
	Southern Cal+	W, 6-2
	Fullerton State+	L, 5-2
4/6	San Jose State*	W, 13-4
4/6	San Jose State*	W, 7-4
4/9	at San Jose State*	W, 13-0
4/10	at San Jose State*	W, 8-0
4/10	at San Jose State*	W, 5-1
4/20	Santa Clara*	W, 6-5
4/27	Pacific*	W, 13-2
4/27	Pacific*	W, 21-4
4/30	Pacific*	L, 8-7
5/1	at Pacific*	L, 3-2
5/1	at Pacific*	L, 4-2
5/4	Nevada-Reno*	L, 8-5
5/4	Nevada-Reno*	L, 7-6
5/7	at Nevada-Reno*	W, 10-5
5/8	at Nevada-Reno*	W, 10-3
5/8	at Nevada-Reno*	W, 7-1
	at St. Mary's*	L, 1-0
	at St. Mary's*	W, 2-1
5/11	at USF*	W, 13-0
5/11	at USF*	W, 6-3
5/14	USF*	W, 11-1
5/15	USF*	W, 9-1
5/15	USF*	W, 12-5
	Santa Clara*	W, 6-2
	at Santa Clara*	L, 7-6
	at Santa Clara*	W, 13-3
	at Santa Clara*	W, 4-1

NCAA West II Regional

Fullerton State% L, 7-5

Brigham Young% W, 13-6

Fullerton State% W, 6-3

Arizona State% L, 7-2

*Indicates NCBC Games

#Indicates Desert Classic, Las Vegas

+Indicates Best in the West Classic,

Fresno

%Indicates NCAA West II Regional,

Tempe

1984**Overall Record: 54-12-2****NCBA Record:****Head Coach: Bob Bennett**

Date	Opponent	Result
2/3	at Long Beach State	L, 2-10
2/4	at Long Beach State	L, 8-9
2/4	at Long Beach State	T, 3-3
2/6	at Stanford	W, 3-2
2/10	at Loyola Marymount	W, 21-5
2/11	at Loyola Marymount	W, 6-5
2/11	at Loyola Marymount	W, 13-8
2/14	at Cal Poly-SLO	W, 1-0
2/17	Univ. San Diego	W, 12-1
2/18	Univ. San Diego	W, 13-10
2/18	Univ. San Diego	L, 3-7
2/21	at California	W, 5-3
2/24	at Fullerton State	L, 2-4
2/25	at Fullerton State	L, 2-3
2/26	at Fullerton State	L, 3-5
2/28	Cal Poly SLO	W, 8-2
3/1	Chico State	W, 6-5
3/2	UC Irvine	W, 6-0
3/3	UC Irvine	W, 5-4
3/3	UC Irvine	W, 5-0
3/5	Cal Poly Pomona	L, 0-6
3/6	Cal Poly Pomona	W, 6-2
3/9	UNLV	W, 2-1
3/10	UNLV	W, 6-1
3/11	UNLV	W, 8-1
3/16	Long Beach State	W, 5-4
3/17	Long Beach State	W, 12-11
3/17	Long Beach State	W, 15-5
3/20	Oregon State+	W, 9-1
3/21	UC Santa Barbara+	T, 4-4
3/22	Washington+	W, 12-5
3/23	SW Louisiana+	W, 5-3
3/24	Brigham Young+	L, 1-8
3/24	Brigham Young+	W, 9-0
3/28	at Santa Clara*	W, 9-2
3/28	at Santa Clara*	W, 6-5
3/31	at Pacific*	W, 11-4
4/1	at Pacific*	W, 5-4
4/1	at Pacific*	L, 1-8
4/4	at Nevada-Reno*	W, 26-7
4/4	at Nevada-Reno*	W, 12-6
4/7	at USF*	W, 8-3
4/8	at USF*	L, 6-7
4/8	at USF*	W, 15-5
4/11	St. Mary's*	W, 9-1
4/11	St. Mary's*	W, 3-2
4/14	San Jose State*	W, 6-5 (10)
4/15	San Jose State*	W, 10-1
4/15	San Jose State*	W, 4-3 (8)
4/23	Stanford	W, 2-1
4/25	Pacific*	W, 18-3
4/25	Pacific*	W, 2-1
4/28	Nevada-Reno*	W, 12-5
4/29	Nevada-Reno*	W, 5-0
4/29	Nevada-Reno*	W, 9-3
5/2	USF*	W, 14-9
5/2	USF*	W, 10-3
5/5	at St. Mary's*	W, 4-1
5/6	at St. Mary's*	W, 5-1
5/6	at St. Mary's*	W, 6-3
5/9	at San Jose State*	W, 6-3
5/9	at San Jose State*	W, 4-3
	Santa Clara*	W, 21-4
	Santa Clara*	W, 3-2
	Santa Clara*	W, 2-0
	San Diego State#	L, 6-10
	USC#	W, 15-12 (10)

*Indicates Northern California Baseball

Assn. Game

+Indicates Me-n-Ed's/Pepsi Best in the

West Classic

#Indicates NCAA West I Regional at

Fresno, CA



YEAR-BY-YEAR RESULTS

1985

Overall Record: 43-22

WAC Record: 23-7

Head Coach: Bob Bennett

Date	Opponent	Result
2/1	California	W, 13-7
2/2	California	L, 12-13
2/3	California	L, 1-4
2/5	St. Mary's	W, 1-0
2/6	St. Mary's	W, 12-5
2/8	Loyola Marymount	W, 7-2
2/9	Loyola Marymount	W, 1-0
2/10	Loyola Marymount	W, 1-0
2/12	Cal Poly- SLO	W, 12-11
2/15	Stanford	L, 4-8
2/16	Stanford	W, 7-2
2/17	at Stanford	L, 3-9
2/18	at Stanford	L, 6-10
2/19	Sacramento State	W, 8-6
2/22	at Hawaii	L, 2-6
2/23	at Hawaii	L, 7-8
2/23	at Hawaii	W, 9-3
2/24	at Hawaii	L, 7-12
3/1	at UC Santa Barbara*	L, 2-8
3/2	at UC Santa Barbara*	W, 7-4
3/2	at UC Santa Barbara*	W, 6-0
3/6	Cal Poly- SLO	L, 5-8
3/9	UNLV*	W, 12-9
3/10	UNLV*	W, 6-3
3/10	UNLV*	L, 0-2
3/15	Pacific*	L, 3-2
3/16	Pacific*	W, 7-2
3/16	Pacific*	W, 15-0
3/23	at Long Beach State*	W, 10-2
3/24	at Long Beach State*	W, 8-4
3/24	at Long Beach State*	W, 17-2
3/25	at Cal Poly-Pomona	W, 4-1
3/29	Cal State Fullerton*	W, 3-1
3/30	Cal State Fullerton*	W, 15-7
3/30	Cal State Fullerton	L, 4-9
4/2	UNLV+	W, 16-3
4/3	Long Beach St.+	L, 2-3
4/4	Nevada+	L, 5-6
4/5	UNLV+	W, 4-2
4/6	Long Beach State+	W, 6-3
4/12	at San Jose State*	W, 7-0
4/13	at San Jose State*	W, 6-2
4/13	at San Jose State*	W, 4-0
4/19	at Pacific*	W, 3-2
4/20	at Pacific*	W, 8-0
4/20	at Pacific*	L, 4-5 (9)
4/22	USF	W, 5-0
4/23	USF	W, 16-4
4/27	at UC Irvine*	W, 4-3 (10)
4/28	at UC Irvine*	W, 13-2
4/28	at UC Irvine*	W, 13-1
5/3	San Jose State*	W, 9-2
5/4	San Jose State*	W, 9-1
5/4	San Jose State*	L, 0-5
5/6	at Nevada	L, 13-14
5/7	at Nevada	L, 10-11
5/10	UC Santa Barbara*	L, 1-13
5/11	UC Santa Barbara*	W, 11-3
5/11	UC Santa Barbara*	W, 7-6
5/18	Cal State Fullerton#	W, 9-7
5/19	Cal State Fullerton#	W, 14-6
5/23	California%	W, 7-6 (10)
5/24	Arizona%	L, 0-6
5/25	Brigham Young%	W, 12-8
5/26	Arizona%	L, 3-10

* indicates PCAA game

+ indicates Me-N-Ed's/Pepsi Best in the West Classic

indicates PCAA Championship Series at Fresno

1986

Overall Record: 29-27-1

WAC Record: 12-9

Head Coach: Bob Bennett

Date	Opponent	Result
2/7	at California	L, 4-7
2/8	at California	L, 5-13
2/9	at California	L, 3-11
2/11	Cal State LA	L, 0-2
2/14	at Loyola Marymount	L, 5-6 (11)
2/15	at San Diego	W, 3-1
2/22	UCLA	L, 0-6
2/23	UCLA	L, 3-6
2/23	UCLA	L, 6-13
2/25	Cal Poly-SLO	W, 11-2
2/25	Cal Poly- SLO	W, 5-4
3/1	St. Mary's	W, 7-0
3/2	St. Mary's	L, 8-9
3/2	St. Mary's	W, 7-5
3/3	Oregon State	L, 7-8 (10)
3/4	Oregon State	W, 13-2
3/4	Oregon State	W, 9-2
3/7	Gonzaga	W, 4-0
3/8	Gonzaga	W, 5-3
3/9	Gonzaga	W, 4-2
3/12	Stanford	W, 5-3
3/13	Brigham Young	T, 4-4
3/15	Washington State+	L, 2-4
3/17	Nebraska+	L, 5-11
3/18	San Diego State+	L, 4-16
3/19	CS Fullerton+	L, 6-13
3/20	Stetson+	L, 4-5
3/21	Nevada-Reno+	W, 7-2
3/24	CS Northridge	W, 5-4
3/25	Southern Cal	W, 10-0
3/27	San Jose State*	L, 2-7
3/28	San Jose State*	W, 11-3
3/29	San Jose State*	W, 6-1
4/4	at UC Santa Barbara*	L, 8-9
4/5	at UC Santa Barbara*	L, 6-8
4/6	at UC Santa Barbara*	L, 6-7 (10)
4/8	at St. Mary's	L, 1-3
4/11	Pacific*	L, 3-4
4/12	Pacific*	W, 13-3
4/13	Pacific*	W, 9-0
4/15	Santa Clara	W, 8-6
4/18	at CS Fullerton*	W, 8-4
4/19	at CS Fullerton*	W, 13-4
4/20	at CS Fullerton*	L, 1-8
4/22	Stanford	L, 1-5 (10)
4/23	U.S. International	W, 5-1
4/25	at Nevada-Las Vegas	W, 9-5
4/26	at Nevada-Las Vegas	L, 4-5
4/27	at Nevada-Las Vegas	L, 2-4
4/29	Cal Poly-SLO	L, 4-7
5/2	CSU Long Beach*	W, 14-1
5/3	CSU Long Beach*	W, 8-6
5/4	CSU Long Beach*	W, 6-2
5/6	Sacramento State	W, 5-4
5/9	UC Irvine*	W, 11-3
5/10	UC Irvine*	L, 2-5
5/11	UC Irvine*	W, 6-4 (11)

* indicates PCAA games

+ indicates Me-N-Ed's/Pepsi Best in the West Classic

1987

Overall Record: 34-26

PCAA Record: 9-12

Head Coach: Bob Bennett

Date	Opponent	Result
2/6	California	W, 14-5
2/7	California	L, 5-11
2/8	California	W, 6-3
2/10	USF	W, 5-3
2/11	USF	L, 11-13
2/14	at Stanford	L, 0-2
2/15	at Stanford	W, 4-2
2/16	at Stanford	W, 12-4
2/20	at Hawaii	W, 8-6
2/21	at Hawaii	L, 3-10
2/22	at Hawaii	L, 4-5
2/27	Loyola Marymount	L, 3-5
2/28	Loyola Marymount	W, 7-6
3/1	Loyola Marymount	W, 10-1
3/3	Cal State Northridge	W, 11-3
3/4	Cal State Northridge	W, 12-6
3/6	Gonzaga	W, 8-2
3/7	Gonzaga	W, 8-3
3/8	Gonzaga	W, 12-4
3/10	TCU	L, 2-3
3/11	TCU	W, 6-3
3/13	St. Mary's	W, 21-6
3/14	St. Mary's	W, 8-7
3/16	Oregon State+	L, 0-1
3/17	U.S.I.U.+	W, 5-4 (14)
3/18	San Diego State+	W, 4-3
3/19	UC Santa Barbara+	L, 3-6
3/20	UC Santa Barbara+	L, 3-4
3/24	Cal State LA	L, 6-8
3/25	Cal State LA	L, 6-8
3/27	at UC Irvine*	L, 3-7
3/28	at UC Irvine*	W, 4-1
3/29	at UC Irvine*	L, 9-16
3/31	Cal Poly SLO	W, 6-3
4/1	Cal Poly SLO	W, 15-4
4/3	at San Jose State*	L, 5-6
4/4	at San Jose State*	W, 9-4
4/5	at San Jose State*	L, 3-10
4/7	at Loyola Marymount	L, 4-7
4/8	at Loyola Marymount	L, 9-10
4/10	UC Santa Barbara*	W, 7-6 (11)
4/11	UC Santa Barbara*	L, 13-15
4/12	UC Santa Barbara*	L, 2-6
4/14	at St. Mary's	W, 10-5
4/16	at Pacific*	W, 11-5
4/17	at Pacific*	W, 2-0
4/18	at Pacific*	W, 8-4
4/21	Santa Clara	W, 13-1
4/22	Santa Clara	W, 12-4
4/24	CS Fullerton*	L, 3-4 (10)
4/25	CS Fullerton*	W, 11-9
4/26	CS Fullerton*	L, 2-3
4/28	at Nevada-Reno	W, 7-6
4/29	at Nevada-Reno	W, 19-4
5/1	UNLV*	L, 4-6
5/2	UNLV*	L, 8-9
5/3	UNLV*	W, 5-3
5/8	at Long Beach State*	L, 5-9
5/9	at Long Beach State*	L, 8-10
5/10	at Long Beach State*	W, 10-9

* indicates PCAA games

indicates Me-N-Ed's/ Pepsi Best in the West Classic

1988

Overall Record: 56-12

PCAA Record: 20-1

Head Coach: Bob Bennett

Date	Opponent	Result
2/2	Cal Poly-Pomona	L, 8-9
2/3	Cal Poly-Pomona	W, 10-5
2/5	at California	W, 14-12
2/6	at California	L, 12-15
2/7	at California	L, 5-6
2/13	at Univ. of San Diego	W, 14-12
2/14	at Univ. of San Diego	W, 7-1
2/15	at Univ. of San Diego	L, 4-9
2/17	Cal Poly-SLO	W, 6-1
2/19	St. Mary's	W, 11-4
2/20	St. Mary's	W, 3-0
2/21	St. Mary's	W, 8-0
2/23	CS Dominguez Hills	L, 4-7
2/24	CS Dominguez Hills	W, 11-1
2/26	Nevada-Reno	W, 18-1
2/27	Nevada-Reno	W, 9-1
2/28	Nevada-Reno	W, 15-1
3/1	Cal State LA	W, 7-4
3/2	Cal State LA	W, 14-4
3/4	Gonzaga	W, 11-5
3/5	Gonzaga	W, 8-7
3/6	Gonzaga	W, 15-5
3/8	CS Northridge	L, 2-5
3/9	CS Northridge	W, 10-3
3/12	USF	W, 10-7
3/14	Texas A&M+	W, 6-5
3/15	George Washington+	W, 17-2
3/16	Oregon State+	W, 12-10
3/17	Clemson+	W, 13-10
3/18	Brigham Young+	W, 7-4
3/19	Texas A&M+	W, 4-0
3/22	Stanford	W, 13-3
3/25	Long Beach State*	W, 19-0
3/26	Long Beach State*	W, 15-0
3/27	Long Beach State*	W, 14-3
3/31	UC Irvine*	W, 4-2
4/1	UC Irvine*	W, 16-2
4/2	UC Irvine*	W, 4-0
4/5	Loyola Marymount	W, 6-1
4/6	Loyola Marymount	W, 18-6
4/6	San Jose State*	W, 17-3
4/9	San Jose State*	W, 10-1
4/10	San Jose State*	W, 7-1
4/12	Cal Poly-SLO	W, 17-7
4/16	at UC Santa Barbara*	W, 4-2
4/17	at UC Santa Barbara*	W, 8-5
4/18	at UC Santa Barbara*	W, 10-3
4/23	Brigham Young	W, 7-3
4/24	Pacific*	W, 4-1
4/25	Pacific*	W, 18-1
4/26	Pacific*	W, 14-6
4/27	Stanford	W, 6-5 (10)
4/29	at CS Fullerton*	W, 3-2
4/30	at CS Fullerton*	W, 5-3
5/1	at CS Fullerton*	W, 15-8
5/3	at Santa Clara	L, 9-10
5/4	at Santa Clara	L, 3-4
5/6	at UNLV*	L, 8-12
5/7	at UNLV*	W, 9-4
5/8	at UNLV*	W, 11-6
5/26	Minnesota#	W, 10-8
5/27	Brigham Young#	W, 7-6
5/28	USC#	L, 17-18
5/29	Washington State#	W, 7-6
5/30	USC#	W, 17-12
5/30	USC#	W, 14-3
6/2	Stanford%	L, 3-10
6/3	Miami, Fla. %	L, 4-8

* indicates conference games

indicates Pepsi/Me-N-Ed's Clasic (Champion)

indicates NCAA West Regional at Fresno

% indicates college World Series at Omaha



YEAR-BY-YEAR RESULTS

1989**Overall Record: 44-19****Big West Record: 17-4****Head Coach: Bob Bennett**

Date	Opponent	Result
2/5	California	L, 2-5
2/5	California	L, 4-6
2/10	Southern Cal	W, 4-3
2/11	Southern Cal	L, 5-10
2/11	Southern Cal	L, 5-11
2/15	Stanford	L, 1-2
2/17	Santa Clara	W, 6-4
2/18	Santa Clara	W, 11-2
2/18	Santa Clara	L, 9-10
2/19	San Diego State	W, 13-10
2/21	Cal State LA	W, 12-5
2/24	Hawaii	W, 8-5
2/25	Hawaii	W, 3-1
2/26	Hawaii	W, 6-5
3/2	Oregon State	W, 5-2
3/3	Oregon State	L, 6-8
3/4	Oregon State	W, 2-1
3/7	USF	W, 10-8
3/8	USF	W, 11-3
3/10	Portland	L, 3-4
3/11	Portland	L, 2-6
3/13	Virginia Tech+	W, 14-2
3/14	Liberty+	W, 18-3
3/15	Missouri+	L, 5-8
3/16	North Carolina+	W, 9-4
3/17	Washington St.+	W, 11-0
3/18	Washington St.+	W, 9-5
3/23	St. Mary's	W, 10-3
3/24	St. Mary's	W, 8-5
3/25	St. Mary's	W, 6-1
3/28	Loyola Marymount	L, 5-6
3/31	Long Beach State*	W, 3-1
4/1	Long Beach State*	L, 8-9
4/2	Long Beach State*	W, 14-1
4/4	Cal Poly-SLO	W, 14-4
4/5	Cal Poly-SLO	W, 3-2
4/7	UC Irvine*	W, 8-5
4/8	UC Irvine*	W, 24-4
4/9	UC Irvine*	W, 9-8
4/12	CS Northridge	L, 2-4
4/14	UC Santa Barbara*	W, 8-6
4/15	UC Santa Barbara*	W, 7-3
4/16	UC Santa Barbara*	W, 7-5
4/19	Loyola Marymount	L, 7-8
4/21	Pacific*	W, 6-0
4/22	Pacific*	L, 2-3
4/26	Stanford	W, 8-2
4/28	UNLV*	L, 1-2
4/29	UNLV*	W, 5-2
4/30	UNLV*	W, 6-3
5/2	Cal Poly-SLO	W, 13-3
5/5	San Jose State*	W, 8-7
5/6	San Jose State*	W, 4-1
5/7	San Jose State*	L, 2-4
5/10	Nevada-Reno	W, 9-8
5/12	CS Fullerton*	W, 6-5
5/13	CS Fullerton*	W, 7-6
5/14	CS Fullerton*	W, 9-8
5/17	Pacific*	W, 5-2
5/26	Notre Dame#	W, 9-8
5/27	Michigan#	L, 3-5
5/28	Notre Dame#	W, 11-4
5/28	Wichita State#	L, 4-6

+ Pepsi/ Me-N-Ed's Classic

* Big West Conference

NCAA West II Regional

1990**Overall Record: 38-24****Big West Record: 13-8****Head Coach: Bob Bennett**

Date	Opponent	Result
2/2	California	W, 7-1
2/4	California	W, 13-3
2/4	California	L, 3-7
2/7	Cal Poly-SLO	W, 6-5
2/8	USC	L, 4-16
2/9	USC	W, 6-5
2/10	USC	L, 3-4
2/17	Washington St.	W, 15-5
2/17	Washington St.	W, 2-1
2/18	Washington St.	L, 1-4
2/23	Pepperdine	L, 2-3
2/24	Pepperdine	L, 0-15
2/25	Pepperdine	W, 11-5
3/1	Oregon State	W, 7-6
3/3	Oregon State	W, 14-5
3/3	Oregon State	L, 1-2
3/9	Gonzaga	W, 9-8
3/10	Gonzaga	W, 6-3
3/12	Maine+	W, 6-4
3/13	E. Michigan+	W, 14-3
3/14	Portland+	W, 6-5
3/15	G. Washington+	W, 4-2
3/16	Gonzaga+	W, 9-3
3/17	Arkansas+	L, 4-6
3/20	U.S. International	L, 7-12
3/21	U.S. International	W, 12-3
3/22	USF	W, 5-4
3/24	Stanford	L, 2-9
3/25	Stanford	W, 4-3
3/26	Stanford	L, 3-5
3/30	Pacific*	W, 11-1
3/31	Pacific*	W, 3-1
4/1	Pacific*	W, 2-1
4/3	CS Northridge	W, 10-1
4/6	UC Irvine*	W, 8-3
4/7	UC Irvine*	W, 2-1
4/8	UC Irvine*	W, 5-1
4/10	Nevada-Reno	W, 6-1
4/12	CS Fullerton*	L, 3-6
4/13	CS Fullerton*	L, 2-5
4/14	CS Fullerton*	L, 4-15
4/17	Cal Poly-SLO	W, 14-3
4/20	San Jose State*	W, 8-7
4/21	San Jose State*	W, 5-3
4/22	San Jose State*	W, 12-2
4/25	Cal Poly-Pomona	L, 4-8
4/27	UNLV*	L, 0-9
4/28	UNLV*	W, 10-7
4/29	UNLV*	L, 0-10
5/4	Long Beach State*	W, 7-5
5/5	Long Beach State*	W, 8-4
5/6	Long Beach State*	L, 7-9
5/8	St. Mary's	L, 2-5
5/11	UC Santa Barbara*	W, 12-7
5/12	UC Santa Barbara*	L, 1-6
5/13	UC Santa Barbara*	L, 4-6
5/18	North Carolina #	L, 3-5
5/19	Clemson #	W, 5-2
5/20	N. Carolina State #	W, 11-8
5/24	S. Illinois %	W, 3-2
5/25	San Diego St.%	L, 4-8
5/26	S. Illinois%	L, 1-3

* Big West Conference

+ Pepsi/Me-N-Ed's Classic

Carolina Invitational

% NCAA West II Regional

1991**Overall Record: 42-23****WAC Record: 15-6****Head Coach: Bob Bennett**

Date	Opponent	Result
2/3	Univ. of San Diego	W, 5-2
2/3	Univ. of San Diego	W, 12-2
2/5	USF	W, 10-6
2/8	at Stanford	W, 7-1
2/9	at Stanford	W, 5-4
2/10	at Stanford	L, 3-6
2/12	U.S. International	W, 5-3
2/13	U.S. International	W, 7-1
2/15	California	L, 8-10
2/16	California	L, 14-15
2/17	California	W, 17-9
2/19	Cal Poly-SLO	W, 6-5
2/22	at Hawaii	L, 8-9
2/23	at Hawaii	L, 4-5
2/24	at Hawaii	W, 17-8
3/2	New Mexico State	W, 4-0
3/2	New Mexico State	W, 5-4
3/7	St. Mary's	W, 5-0
3/8	St. Mary's	L, 9-13
3/9	St. Mary's	W, 10-4
3/11	St. John's^	W, 5-3
3/12	Indiana State^	W, 9-5
3/13	Iowa State^	L, 4-5
3/15	Virginia Tech^	L, 0-4
3/15	Cal State Northridge^	L, 1-4
3/16	Iowa State^	W, 4-2
3/21	Oregon State	W, 3-1
3/22	Oregon State	L, 3-9
3/23	Oregon State	L, 2-5
3/28	at Pacific*	W, 6-1
3/29	at Pacific*	W, 6-3
3/30	at Pacific*	W, 18-2
4/5	at UC Irvine*	W, 4-1
4/6	at UC Irvine*	W, 8-2
4/7	at UC Irvine*	W, 6-3
4/9	Cal Poly-SLO	L, 7-8
4/12	Cal State Fullerton*	W, 1-0
4/13	Cal State Fullerton*	W, 6-4
4/14	Cal State Fullerton*	L, 5-20
4/16	Loyola Marymount	W, 4-3
4/19	at San Jose State*	W, 4-0
4/20	at San Jose State*	L, 0-1
4/21	at San Jose State*	W, 9-1
4/22	at Nevada	L, 4-7
4/23	at Nevada	W, 11-6
4/26	UNLV*	W, 6-1
4/27	UNLV*	W, 8-5
4/28	UNLV*	W, 11-7
5/3	at Long Beach State*	W, 2-1
5/4	at Long Beach State*	L, 2-6
5/5	at Long Beach State*	L, 2-6
5/10	UC Santa Barbara*	W, 10-6
5/11	UC Santa Barbara*	L, 13-14
5/12	UC Santa Barbara*	L, 3-8
5/16	SW Louisiana	W, 8-6
5/17	SW Louisiana	L, 3-9
5/18	SW Louisiana	W, 10-1
5/23	CS Northridge #	W, 7-2
5/24	Stanford #	W, 4-2
5/25	Stanford#	W, 7-2
5/26	CS Northridge #	L, 2-6
5/26	CS Northridge #	W, 6-5
5/31	Florida State \$	W, 6-3
6/2	LSU \$	L, 3-15
6/4	Florida \$	L, 1-2

* Big West Conference

^ Pepsi/Johnny Quik Clasic

- NCAA West II Regional

\$ - College World Series

1992**Overall Record: 37-20****WAC Record: 16-8****Head Coach: Bob Bennett**

Date	Opponent	Result
1/31	Stanford	W, 11-3
2/1	Stanford	L, 5-10
2/2	Stanford	L, 0-3
2/7	at California	W, 10-4
2/8	at California	L, 4-5
2/9	at California	L, 4-14
2/13	USC	W, 5-2
2/14	USC	L, 2-6 (12)
2/16	USF	W, 3-2 (10)
2/17	USF	W, 12-3
2/19	Chapman	L, 6-8
2/21	St. Mary's	W, 12-1
2/22	St. Mary's	W, 11-5
2/23	St. Mary's	W, 6-5
2/27	BYU	W, 4-3
2/28	BYU	L, 3-4
2/29	BYU	W, 4-3
3/3	Cal Poly-SLO	L, 2-15
3/6	at UC Santa Barbara*	W, 10-2
3/7	at UC Santa Barbara*	W, 5-3
3/8	at UC Santa Barbara*	L, 1-11
3/12	Michigan	W, 12-7
3/13	Michigan	W, 6-4
3/14	Michigan	W, 6-0
3/16	Washington State %	W, 9-8
3/17	Nebraska %	W, 15-2
3/18	New Mexico %	W, 9-4
3/19	Creighton %	L, 9-10 (10)
3/20	Creighton %	W, 13-3
3/21	CS Northridge %	L, 5-10
3/27	UC Irvine*	W, 10-4
3/28	UC Irvine*	W, 6-0
3/29	UC Irvine*	W, 10-3
3/31	Loyola Marymount	W, 5-2
4/3	at CS Fullerton*	L, 1-2
4/4	at CS Fullerton*	L, 3-12
4/5	at CS Fullerton*	W, 7-6 (12)
4/7	at Loyola Marymount	W, 10-8
4/10	Pacific*	W, 6-1
4/11	Pacific*	W, 4-0
4/12	Pacific*	W, 5-1
4/16	San Jose State*	W, 9-7 (10)
4/17	San Jose State*	W, 6-2
4/18	San Jose State*	W, 4-3 (10)
4/21	Cal Poly-SLO	W, 9-8 (11)
4/24	at New Mexico State*	W, 12-6
4/25	at New Mexico State*	W, 12-7
4/26	at New Mexico State*	L, 4-6
4/28	Santa Clara	W, 6-5
5/1	at UNLV*	L, 7-10
5/2	at UNLV*	W, 7-2
5/3	at UNLV*	W, 3-0
5/8	Long Beach State*	L, 3-12
5/9	Long Beach State*	L, 7-12
5/10	Long Beach State*	L, 2-18
5/22	Pepperdine^	L, 4-5 (10)
5/23	Washington ^	L, 3-4

* Big West Conference Game

% Pepsi/Johnny Quik Classic

^ NCAA West Regional (Tuscon, Ariz.)



YEAR-BY-YEAR RESULTS

1993**Overall Record: 41-22****WAC Record: 14-8****Head Coach: Bob Bennett**

Date	Opponent	Result
2/5	Loyola Marymount	W, 9-8
2/6	Loyola Marymount	W, 6-1
2/7	Loyola Marymount	W, 15-3
2/10	Cal Poly-SLO	W, 8-1
2/13	at Stanford	L, 6-7
2/14	at Stanford	L, 1-12
2/16	Pacific	W, 10-5
2/19	California	W, 3-2
2/20	California	L, 5-9
2/21	California	W, 10-2
2/25	at USC	L, 4-5
2/26	at USC	W, 7-6
2/27	at USC	L, 3-4
3/2	at Hawaii*	L, 6-7
3/3	at Hawaii*	W, 8-6
3/4	at Hawaii	L, 4-5
3/6	Wyoming	W, 6-1
3/7	Wyoming	W, 4-3
3/8	Wyoming	W, 10-3
3/10	at Saint Mary's	L, 6-9
3/15	Arizona %	L, 9-19
3/16	Texas Tech %	W, 4-2
3/17	Kansas State %	W, 10-1
3/18	Nebraska %	W, 10-8
3/19	Nebraska %	L, 5-14
3/20	Kansas State %	W, 16-6
3/27	at San Diego State*	W, 6-5
3/30	Santa Clara	W, 9-3
4/2	Sacramento State*	W, 5-3
4/3	Sacramento State*	W, 14-1
4/4	Sacramento State*	L, 9-13 (10)
4/6	USF	W, 11-1
4/7	USF	W, 10-4
4/8	Chapman	W, 4-3
4/9	Chapman	W, 12-0
4/10	Chapman	W, 21-4
4/13	Cal Poly-SLO	L, 2-4
4/16	Hawaii*	W, 3-2
4/17	Hawaii*	W, 5-4
4/18	Hawaii*	W, 4-3
4/23	Cal State Northridge*	W, 5-3
4/24	Cal State Northridge*	W, 7-6
(10)		
4/25	Cal State Northridge*	W, 10-1
4/27	Saint Mary's	W, 9-1
4/30	at Sacramento State*	W, 12-7
5/1	at Sacramento State*	W, 9-5
5/2	at Sacramento State*	L, 5-8
5/4	at BYU	L, 14-20
5/7	San Diego State*	L, 9-11 (10)
5/8	San Diego State*	L, 1-8
5/9	San Diego State*	W, 2-1
5/14	at Cal State Northridge*	L, 6-13
5/15	at Cal State Northridge*	L, 5-13
5/16	at Cal State Northridge*	W, 11-3
5/20	BYU #	W, 9-6
5/21	BYU #	L, 4-7
5/22	BYU #	W, 4-1
5/28	Kansas ^	W, 7-4
5/29	Clemson ^	L, 3-10
5/30	Tennessee ^	W, 6-2
5/30	Clemson ^	W, 11-4
5/31	Kansas ^	L, 2-3 (10)

* Western Athletic Conference Games

% Pepsi/Johnny Quik Classic (Fresno, Calif.)

WAC Championship Series (Fresno, Calif.)

^ NCAA Mid-east Regional (Knoxville, Tenn.)

1994**Overall Record: 36-27****WAC Record: 15-9****Head Coach: Bob Bennett**

Date	Opponent	Result
2/4	Stanford	L, 5-7
2/5	Stanford	L, 2-9
2/6	Stanford	L, 4-7
2/11	Wyoming	W, 9-2
2/12	Wyoming	L, 5-9
2/13	Wyoming	W, 3-0
2/15	Cal Poly-SLO	W, 15-4
2/20	at California	L, 1-2
2/24	vs. Clemson+	W, 11-5
2/25	vs. Rice+	W, 13-4
2/25	vs. UNLV+	L, 2-4
2/26	vs. UNLV+	L, 2-10
2/27	vs. Clemson+	L, 8-13 (10)
3/2	vs. CS Fullerton+	W, 5-2
3/4	Long Beach State	L, 5-12
3/5	Long Beach State	L, 3-8
3/6	Long Beach State	W, 5-1
3/8	at Pacific	L, 1-5
3/11	CS Sacramento*	W, 7-6
3/12	CS Sacramento*	W, 6-2
3/13	CS Sacramento*	L, 0-9
3/14	Kentucky %	W, 8-3
3/15	Maine %	W, 10-1
3/16	Illinois State %	W, 17-1
3/17	Nebraska %	W, 10-4
3/18	Nevada %	W, 4-3
3/19	Washington State %	L, 4-7
3/26	at CS Northridge*	L, 2-3
3/27	at CS Northridge*	W, 9-6
3/29	at CS Northridge*	L, 8-9
3/29	Santa Clara	L, 6-7
4/1	at San Diego State*	L, 5-9
4/2	at San Diego State*	W, 4-3
4/3	at San Diego State*	L, 3-4 (11)
4/8	Hawaii*	W, 5-0
4/9	Hawaii*	W, 7-3
4/10	Hawaii*	L, 2-4
4/12	Cal Poly-SLO	W, 9-7
4/15	at CS Sacramento*	L, 3-4 (10)
4/16	at CS Sacramento*	W, 7-2
4/17	at CS Sacramento*	L, 13-21
4/18	at Saint Mary's	W, 13-9
4/19	at Santa Clara	L, 3-7
4/22	Old Dominion	W, 5-4
4/23	Old Dominion	W, 4-3
4/24	Old Dominion	W, 4-3 (15)
4/26	Saint Mary's	W, 2-1
4/29	at Hawaii*	W, 5-2
4/30	at Hawaii*	W, 3-2
5/1	at Hawaii*	W, 9-2
5/2	at Hawaii-Hilo	W, 8-2
5/3	at Hawaii-Hilo	W, 6-3
5/7	San Diego State*	W, 3-2
5/8	San Diego State*	W, 5-2 (10)
5/8	San Diego State*	L, 1-3
5/10	at CS Fullerton	W, 12-6
5/13	CS Northridge	W, 12-4
5/14	CS Northridge	W, 9-1
5/15	CS Northridge	W, 8-7
5/19	Brigham Young #	L, 1-2
5/20	Brigham Young #	L, 6-8
5/26	Tulane ^	L, 5-7
5/27	Louisiana State ^	W, 6-5

* Western Western Division Games

+ UNLV/ Coors Desert Classic (Las Vegas, Nev.)

% Pepsi/ Johnny Quik Classic (Fresno, Calif.)

WAC Championships (Provo, Utah)

^ NCAA South Regional (Baton Rouge, La.)

1995**Overall Record: 41-22****WAC Record: 20-10****Head Coach: Bob Bennett**

Date	Opponent	Result
1/31	Pacific	W, 3-2
2/3	California	W, 13-7
2/4	California	W, 8-1
2/5	California	W, 7-4
2/10	at Stanford	W, 3-2
2/11	at Stanford	W, 6-2
2/12	at Stanford	L, 2-4
2/15	San Jose State	W, 2-0
2/17	CS Fullerton	W, 6-3
2/18	CS Fullerton	L, 3-4
2/19	CS Fullerton	L, 3-7
2/21	at Saint Mary's	L, 3-6
2/24	at Cal Poly-SLO*	L, 5-6
2/25	at Cal Poly-SLO*	W, 9-4
2/26	at Cal Poly-SLO*	W, 6-3
2/28	Santa Clara	W, 4-3
3/3	at Long Beach State	W, 5-1
3/4	at Long Beach State	L, 4-9
3/7	at Long Beach State	L, 2-3
3/11	Hawaii*	W, 5-1
3/12	Hawaii*	L, 6-7
3/12	Hawaii*	W, 10-7
3/13	Portland %	W, 12-11
3/14	Missouri %	W, 6-2
3/15	UNLV %	W, 7-0
3/16	Gonzaga %	W, 13-3
3/17	Virginia Tech %	L, 0-8
3/18	UNLV %	W, 11-0
3/21	San Francisco	W, 10-1
3/25	at San Diego State*	L, 2-3
3/26	at San Diego State*	W, 3-2
3/27	at San Diego State*	L, 4-11
3/31	at CS Sacramento*	L, 3-4
4/1	at CS Sacramento*	W, 5-1
4/2	at CS Sacramento*	W, 4-1
4/4	at San Francisco	W, 11-7
4/7	CS Northridge*	W, 7-1
4/8	CS Northridge*	W, 12-8
4/9	CS Northridge*	W, 8-6
4/11	at Pacific	W, 11-2
4/13	Cal Poly-SLO*	W, 10-0
4/14	Cal Poly-SLO*	W, 5-3
4/15	Cal Poly-SLO*	W, 13-3
4/18	Saint Mary's	W, 14-4
4/21	at Hawaii*	L, 6-12
4/22	at Hawaii*	W, 14-5
4/23	at Hawaii*	L, 3-5
4/25	at Hawaii-Hilo*	L, 1-3
4/28	San Diego State*	W, 10-4
4/29	San Diego State*	W, 8-3
4/30	San Diego State*	W, 6-5
5/5	CS Northridge*	W, 11-7
5/6	CS Northridge*	W, 12-11
5/7	CS Northridge*	L, 0-1
5/8	at Long Beach State	L, 4-5
5/9	at Santa Clara	L, 1-2
5/12	CS Sacramento*	L, 2-3
5/13	CS Sacramento*	W, 8-7
5/14	CS Sacramento*	L, 4-6
5/18	Brigham Young #	W, 18-3
5/19	Brigham Young #	W, 3-2
5/25	at Pepperdine ^	L, 5-9
5/26	at USC*	L, 17-22

* WAC Western Division Game

% Pepsi/Johnny Quik Classic (Fresno, Calif.)

WAC Championships (Fresno, Calif.)

^ NCAA West Regional (Fresno, Calif.)

1996**Overall Record: 36-24****WAC Record: 20-10****Head Coach: Bob Bennett**

Date	Opponent	Result
2/2	Nevada	L, 3-5 (12)
2/3	Nevada	L, 2-14
2/4	Nevada	W, 8-4
2/6	Saint Mary's	W, 16-2
2/6	Saint Mary's	W, 10-3
2/9	at CS Fullerton	L, 2-17
2/10	at CS Fullerton	L, 3-5
2/11	at CS Fullerton	L, 5-6
2/12	at UNLV	W, 9-6
2/13	at UNLV	L, 6-8
2/16	Stanford	W, 16-1
2/17	Stanford	L, 0-6
2/18	Stanford	L, 5-9
2/23	at California	W, 4-1
2/24	at California	L, 3-5
2/25	at California	L, 4-13
3/1	at CS Northridge*	L, 2-4
3/2	at CS Northridge*	L, 3-29
3/3	at CS Northridge*	W, 11-8
3/5	at San Jose State	L, 14-15
3/8	Cal Poly-SLO*	L, 0-2
3/9	Cal Poly-SLO*	W, 9-6
3/10	Cal Poly-SLO*	W, 3-2
3/11	St. John's %	W, 13-7
3/13	Portland State %	W, 5-3
3/14	Nebraska %	W, 4-1
3/15	Oregon State %	W, 7-4
3/16	Portland State %	W, 5-0
3/19	San Jose State	W, 11-10
3/22	at Hawaii *	W, 7-4
3/23	at Hawaii *	W, 11-5
3/24	at Hawaii *	W, 18-3
3/26	at San Diego State*	W, 2-1
3/27	at San Diego State*	L, 5-9
3/29	CS Sacramento*	W, 6-2
3/30	CS Sacramento*	W, 9-1
3/31	CS Sacramento*	W, 9-4
4/2	at Long Beach State	L, 2-3
4/4	San Diego State*	W, 3-2
4/5	San Diego State*	L, 4-9
4/6	San Diego State*	L, 2-6
4/9	at Santa Clara	W, 3-1 (13)
4/12	Cal Poly-SLO*	L, 8-11
4/13	Cal Poly-SLO*	W, 20-10
4/14	Cal Poly-SLO*	L, 5-9
4/16	at San Diego State*	L, 2-5
4/19	CS Northridge*	L, 1-8
4/20	CS Northridge*	W, 7-2
4/21	CS Northridge*	W, 6-2
4/23	Santa Clara	W, 10-9
4/26	at CS Sacramento*	W, 10-0
4/27	at CS Sacramento*	W, 4-2
4/28	at CS Sacramento*	W, 5-3
4/30	Long Beach State	W, 6-4
5/2	Hawaii*	W, 13-2
5/3	Hawaii*	W, 12-3
5/4	Hawaii*	W, 7-2
5/23	at Texas Tech #	W, 12-5
5/24	Oklahoma State #	L, 5-12
5/25	at Texas Tech #	L, 2-13

* WAC Western Division Game

% Pepsi/Johnny Quik Classic (Fresno, Calif.)

NCAA Central II Regional (Lubbock, Texas)



YEAR-BY-YEAR RESULTS

1997

Overall Record: 40-28

WAC Record: 19-11

Head Coach: Bob Bennett

Date	Opponent	Result
1/31	Long Beach State	W, 7-2
2/1	Long Beach State	L, 3-6
2/2	Long Beach State	W, 7-6
2/4	Pacific	L, 4-7
2/7	at Stanford	L, 1-6
2/8	at Stanford	W, 1-0
2/9	at Stanford	L, 2-14
2/11	Cal Poly-SLO	L, 9-12
2/14	Washington	L, 4-7
2/15	Washington	L, 6-8
2/16	Washington	W, 4-2
2/21	at San Jose State*	W, 8-3
2/22	at San Jose State*	L, 1-4
2/23	at San Jose State*	L, 3-4
2/25	CS Fullerton	L, 2-3
2/26	CS Fullerton	W, 4-3
2/28	Grand Canyon*	W, 11-1
3/1	Grand Canyon*	W, 4-2
3/2	Grand Canyon*	W, 6-3
3/4	at Pepperdine	L, 9-10
3/7	San Diego State*	W, 7-3
3/8	San Diego State*	L, 1-10
3/9	San Diego State*	W, 7-6
3/10	Chicago State%	W, 12-5
3/11	Gonzaga%	W, 8-6
3/12	Indiana State%	W, 10-2
3/13	Rhode Island%	W, 12-2
3/14	Pennsylvania%	W, 10-1
3/15	CS Northridge%	W, 9-0
3/18	Washington State	W, 10-2
3/19	Washington State	W, 9-2
3/21	at Hawaii*	W, 9-3
3/22	at Hawaii*	L, 4-5
3/27	at TCU*	W, 19-12
3/28	at TCU*	W, 10-5
3/29	at TCU*	L, 7-11
4/1	at Santa Clara	W, 13-8
4/4	Rice*	W, 2-1
4/5	Rice*	W, 6-3
4/6	Rice*	W, 2-1
4/8	at Cal Poly-SLO	L, 3-9
4/11	San Jose State*	W, 1-0
4/12	San Jose State*	L, 0-2
4/13	San Jose State*	W, 10-1
4/18	at San Diego State	L, 3-6
4/19	at San Diego State	L, 2-4
4/20	at San Diego State	W, 9-7 (12)
4/22	Santa Clara	L, 18-26
4/25	Hawaii*	L, 6-13
4/26	Hawaii*	W, 6-4
4/27	Hawaii*	L, 4-6
4/27	Hawaii*	W, 16-11
4/29	Pepperdine	W, 7-5
5/2	at Arizona State	L, 2-23
5/3	at Arizona State	L, 2-9
5/4	at Arizona State	W, 10-8 (10)
5/9	at Air Force*	L, 8-9 (11)
5/10	at Air Force*	W, 7-0
5/11	at Air Force*	W, 24-0
5/14	vs. Utah\$	W, 6-3
5/15	at San Diego State	L, 4-7
5/16	vs. BYU\$	W, 8-5
5/16	at San Diego State	L, 2-7
5/22	vs. Texas A&M#	W, 2-1
5/23	vs. Santa Clara#	L, 1-8
5/24	vs. CS Fullerton#	W, 8-7
5/24	vs. Santa Clara#	W, 10-7
5/25	at Stanford#	L, 2-5

* Western Athletic Conference Game
 % Pepsi/Johnny Quik Classic (Fresno, Calif.)
 \$ WAC Tournament (San Diego, Calif.)
 # NCAA West Regional (Palo Alto, Calif.)

1998

Overall Record: 33-28-1

WAC Record: 19-11

Head Coach: Bob Bennett

Date	Opponent	Result
1/30	Stanford	L, 10-12 (11)
1/31	Stanford	L, 9-16
2/1	Stanford	L, 0-4
2/6	at Long Beach State	L, 1-9
2/8	at Long Beach State	T, 7-7 (12)
2/10	Pacific	L, 2-4
2/13	CS Fullerton	L, 3-6
2/14	CS Fullerton	L, 4-11
2/15	CS Fullerton	L, 1-15
2/18	Cal Poly-SLO	W, 8-3
2/20	Pepperdine	W, 5-1
2/22	Pepperdine	L, 5-6
2/22	Pepperdine	W, 8-3
2/24	Sacramento State	W, 10-3
2/27	at UNLV*	W, 7-3
2/28	at UNLV*	L, 4-5
3/1	at UNLV*	L, 5-6
3/3	at Pacific	L, 3-14
3/6	Utah*	W, 9-0
3/7	Utah*	W, 5-2
3/8	Utah*	W, 9-7
3/9	Purdue%	W, 13-3
3/10	Toledo%	W, 9-3
3/11	Evansville%	W, 5-3
3/12	Winthrop%	L, 1-3
3/13	Bowling Green%	L, 4-5
3/14	Indiana State%	L, 1-7
3/17	Arizona State	W, 9-3
3/18	Arizona State	W, 6-5 (10)
3/20	at Hawaii*	L, 1-5
3/21	at Hawaii*	W, 7-3
3/22	at Hawaii*	L, 5-6
3/27	New Mexico*	W, 7-4
3/29	New Mexico*	W, 7-1
3/29	New Mexico*	W, 12-6
4/1	at Santa Clara	L, 8-9
4/3	San Jose State*	W, 6-2
4/4	San Jose State*	W, 6-5
4/5	San Jose State*	L, 1-11
4/9	at San Diego State*	W, 7-6
4/10	at San Diego State*	L, 2-3
4/14	Cal Poly-SLO	W, 11-6
4/17	at BYU*	W, 10-9
4/18	at BYU*	W, 9-2
4/18	at BYU*	L, 6-10
4/21	at Sacramento State	W, 6-5 (10)
4/25	Hawaii*	L, 1-4
4/26	Hawaii*	W, 24-9
4/27	Hawaii*	W, 15-10
4/28	at Nevada	L, 3-6
5/1	at San Jose State*	W, 6-4
5/2	at San Jose State*	L, 1-3
5/3	at San Jose State*	L, 5-10
5/6	San Diego State*	W, 11-2
5/7	San Diego State*	W, 11-3
5/8	San Diego State*	L, 2-9
5/9	San Diego State*	W, 10-5
5/13	Grand Canyon\$	W, 5-0
5/14	San Diego State\$	W, 18-2
5/15	Rice\$	L, 4-5 (10)
5/15	New Mexico\$	W, 3-2 (10)
5/16	Rice\$	L, 2-15

* Western Athletic Conference Game
 % Pepsi/Johnny Quik Classic (Fresno, Calif.)
 \$ WAC Tournament (San Diego, Calif.)

1999

Overall Record: 33-30

WAC Record: 14-16

Head Coach: Bob Bennett

Date	Opponent	Result
1/29	at Stanford	L, 0-1
1/30	at Stanford	W, 8-6
1/31	at Stanford	W, 5-3
2/2	St. Mary's	W, 5-2
2/5	Santa Clara	L, 3-9
2/6	Santa Clara	W, 3-2
2/7	Santa Clara	W, 5-4 (12)
2/10	California	L, 4-6
2/12	at CS Fullerton	L, 7-15
2/13	at CS Fullerton	L, 3-4
2/14	at CS Fullerton	L, 4-8
2/17	Cal Poly-SLO	W, 7-1
2/19	at Pepperdine	L, 4-5
2/20	at Pepperdine	W, 5-3
2/21	at Pepperdine	L, 7-8
2/26	at Rice*	L, 4-10
2/27	at Rice*	L, 5-8
2/28	at Rice*	L, 2-8
3/5	TCU*	W, 7-1
3/6	TCU*	L, 6-7
3/7	TCU*	L, 8-14
3/8	Gonzaga#	L, 1-9
3/9	Pennsylvania#	W, 20-2
3/10	Seton Hall#	W, 6-4
3/11	Portland#	W, 10-3
3/12	North Carolina#	W, 11-7
3/13	North Carolina#	L, 5-8
3/17	California	L, 6-16
3/19	at Hawaii*	L, 5-11
3/20	at Hawaii*	L, 3-7
3/21	at Hawaii*	W, 6-4
3/22	Hawaii!	L, 5-12
3/24	Hawaii Pacific!	W, 6-1
3/25	Northwestern!	L, 10-13
3/26	Hawaii-Hilo!	W, 15-2
3/28	Hawaii!	L, 3-5
3/30	Sacramento State	W, 4-1
4/1	at New Mexico*	L, 26-27
4/3	at New Mexico*	L, 10-11
4/3	at New Mexico*	L, 11-19
4/6	Southern Utah	W, 6-2
4/7	Southern Utah	W, 4-3
4/10	Air Force*	W, 8-7
4/11	Air Force*	L, 0-2
4/12	Air Force*	W, 7-6
4/13	at Cal Poly	W, 8-1
4/16	San Jose State*	W, 10-3
4/17	San Jose State*	W, 11-5
4/18	San Jose State*	W, 9-8
4/20	St. Mary's	W, 8-2
4/23	at San Diego State*	W, 11-2
4/24	at San Diego State*	L, 1-2
4/25	at San Diego State*	W, 7-5
4/27	at Sacramento State	W, 14-7
4/29	BYU*	W, 3-2 (10)
4/30	BYU*	W, 7-2
5/1	BYU*	L, 6-8
5/7	at Utah*	W, 14-6
5/8	at Utah*	W, 16-8
5/9	at Utah*	L, 2-4
5/14	UNLV*	L, 1-8
5/15	UNLV*	W, 6-3
5/16	UNLV*	L, 3-6

*Western Athletic Conference Game
 #Pepsi/Johnny Quik Classic (Fresno, Calif.)

!Hawaii Easter Tournament

2000

Overall Record: 40-21

WAC Record: 14-16

Head Coach: Bob Bennett

Date	Opponent	Result
1/28	vs. Stanford	L, 10-2
1/29	vs. Stanford	L, 7-1
2/4	vs. Pepperdine	W, 14-2
2/5	vs. Pepperdine	W, 7-6
2/6	vs. Pepperdine	W, 6-2
2/12	at Santa Clara	W, 5-3
2/12	at Santa Clara	W, 16-3
2/18	vs. Oregon St.	W, 4-1
2/19	vs. Oregon St.	W, 9-4
2/20	vs. Oregon St.	W, 8-0
2/22	vs. Cal Poly	W, 6-4
2/25	at Rice*	W, 5-2
2/26	at Rice*	W, 9-5
2/27	at Rice*	L, 8-0
2/29	vs. California	L, 12-10
3/2	vs. Hawaii Hilo*	W, 5-3
3/3	vs. Hawaii Hilo*	W, 6-4
3/4	vs. Hawaii Hilo*	W, 7-3
3/6	vs. Temple#	W, 5-3
3/8	vs. Bowling Green#	W, 5-1
3/8	vs. Creighton#	L, 12-3
3/9	vs. Southern Illinois#	W, 12-0
3/10	vs. Indiana St.#	W, 13-5
3/11	vs. Creighton #	W, 5-1
3/17	vs. Hawaii*	L, 9-4
3/18	vs. Hawaii*	W, 6-2
3/19	vs. Hawaii*	L, 6-2
3/21	at Sacramento St.	W, 3-1
3/24	vs. Rice*	W, 15-1
3/25	vs. Rice*	W, 6-3
3/26	vs. Rice*	L, 5-2
3/28	vs. Loyola Marymnt	W, 8-5
4/2	at Santa Clara	W, 10-8
4/4	at Cal Poly	L, 4-0
4/7	at TCU*	W, 9-7
4/8	at TCU*	W, 8-3
4/9	at TCU*	L, 10-1
4/11	vs. Pacific	W, 12-5
4/15	at Hawaii*	L, 8-7
4/16	at Hawaii*	W, 9-2
4/17	at Hawaii*	W, 7-4
4/20	at Hawaii Hilo*	W, 15-3
4/21	at Hawaii Hilo*	W, 8-0
4/22	at Hawaii Hilo*	L, 5-4
4/25	vs. San Francisco	W, 6-5
4/28	vs. San Jose St.*	L, 7-3
4/29	vs. San Jose St.*	L, 5-4
4/30	vs. San Jose St.*	L, 5-0
5/2	vs. Sacramento St.	W, 15-2
5/4	vs. TCU*	W, 9-6
5/5	vs. TCU*	W, 7-6
5/6	vs. TCU*	W, 6-5
5/9	at California	W, 11-2
5/12	at Nebraska	L, 3-2
5/13	at Nebraska	W, 6-1
5/14	at Nebraska	L, 8-0
5/19	at San Jose St.*	L, 4-2
5/20	at San Jose St.*	L, 7-2
5/21	at San Jose St.*	W, 8-5
NCAA Regional (Palo Alto, Calif.)		
5/26	at Stanford	L, 5-1
5/27	at Nevada	L, 13-5

*Western Athletic Conference Game
 #Pepsi/Johnny Quik Classic (Fresno, Calif.)



YEAR-BY-YEAR RESULTS

2001**Overall Record: 41-25****WAC Record: 22-15****Head Coach: Bob Bennett**

Date	Opponent	Result
1/26	vs. Stanford	L, 11-9
1/27	vs. Stanford	W, 3-2
1/28	vs. Stanford	L, 9-5
2/1	vs. BYU	L, 4-1
2/2	vs. BYU	L, 7-4
2/3	vs. BYU	W, 6-3
2/6	vs. St Mary's	W, 5-1
2/10	vs. Santa Clara	W, 8-5
2/10	vs. Santa Clara	W, 11-10
2/16	vs. San Jose St	W, 3-2
2/17	vs. San Jose St	W, 5-3
2/18	vs. San Jose St	L, 7-4
2/24	vs. Hawaii	W, 6-2
2/25	vs. Hawaii	W, 6-5
2/26	vs. Hawaii	W, 8-4
2/28	vs. San Francisco	W, 4-1
3/2	at Nevada	W, 19-6
3/3	at Nevada	L, 4-3
3/4	at Nevada	L, 6-2
3/6	vs. Eastern Mich	W, 11-3
3/7	vs. Eastern Mich	W, 8-2
3/10	vs. Miami Ohio	L, 2-1
3/11	vs. Miami Ohio	W, 3-2
3/12	vs. Navy	W, 9-3
3/13	vs. New Mexico	W, 9-3
3/14	vs. Notre Dame	L, 5-4
3/15	vs. Bucknell	W, 13-7
3/16	vs. Portland	L, 9-3
3/17	vs. Illinois	W, 14-4
3/20	at Pacific	W, 8-2
3/23	at Rice	L, 13-6
3/24	at Rice	L, 8-1
3/25	at Rice	L, 8-6
3/27	vs. Cal Poly	W, 8-5
3/30	vs. Nevada	W, 9-4
3/31	vs. Nevada	L, 10-7
4/1	vs. Nevada	L, 5-4
4/3	vs. St Mary's	W, 12-2
4/7	at Hawaii	W, 10-3
4/8	at Hawaii	L, 5-4
4/9	at Hawaii	W, 13-3
4/12	at Hawaii Hilo	W, 11-1
4/13	at Hawaii Hilo	W, 15-2
4/14	at Hawaii Hilo	W, 7-5
4/17	at Cal Poly	L, 9-4
4/21	vs. TCU	L, 6-5
4/21	vs. TCU	L, 6-5
4/22	vs. TCU	W, 7-5
4/25	vs. Santa Clara	W, 10-7
4/28	vs. Hawaii Hilo	W, 10-3
4/29	vs. Hawaii Hilo	W, 4-3
4/30	vs. Hawaii Hilo	W, 12-3
5/3	at TCU	W, 4-3
5/4	at TCU	W, 11-5
5/5	at TCU	W, 6-5
5/8	vs. Sacramento St	L, 4-3
5/12	vs. Rice	W, 11-5
5/13	vs. Rice	L, 8-5
5/18	at San Jose St	W, 7-4
5/19	at San Jose St	W, 9-2
5/20	at San Jose St	L, 7-3
5/26	vs. Oral Roberts	W, 2-1
5/26	at Pepperdine	W, 8-6

2002**Overall Record: 32-27****WAC Record: 19-11****Head Coach: Bob Bennett**

Date	Opponent	Result
2/1	at Santa Clara	W, 8-5
2/2	at Santa Clara	L, 8-4
2/3	at Santa Clara	L, 2-1
2/8	at Cal Fullerton	L, 3-0
2/9	at Cal Fullerton	L, 17-11
2/10	at Cal Fullerton	W, 10-4
2/12	at Cal Poly	W, 14-7
2/15	vs. Stanford	L, 6-2
2/16	vs. Stanford	W, 7-5
2/18	vs. Stanford	L, 8-3
2/22	vs. Washington	L, 5-1
2/23	vs. Washington	W, 13-9
2/24	vs. Washington	L, 10-7
2/26	at Long Beach State	W, 10-1
2/28	vs. Nebraska	L, 7-1
3/1	vs. Nebraska	L, 9-0
3/2	vs. Nebraska	L, 10-6
3/8	vs. San Jose St.*	L, 8-3
3/9	vs. San Jose St.*	W, 7-6
3/10	vs. San Jose St.*	W, 5-2
3/11	vs. Gonzaga#	W, 9-5
3/12	vs. Illinois State#	W, 10-7
3/13	vs. UCSB#	W, 10-3
3/14	vs. Fordham#	W, 18-8
3/15	vs. Oral Roberts#	W, 9-3
3/16	vs. Pacific#	W, 9-2
3/22	at Louisiana Tech*	W, 14-1
3/23	at Louisiana Tech*	W, 2-0
3/24	at Louisiana Tech*	W, 3-2
3/26	at Houston	L, 11-0
3/29	at Rice*	L, 9-2
3/30	at Rice*	L, 12-5
3/31	at Rice*	L, 16-4
4/5	vs. Louisiana Tech*	W, 1-0
4/6	vs. Louisiana Tech*	W, 3-2
4/7	vs. Louisiana Tech*	W, 6-5
4/12	at San Jose St.*	L, 6-5 (10)
4/13	at San Jose St.*	L, 6-4
4/14	at San Jose St.*	L, 7-5
4/16	vs. California	L, 9-2
4/19	vs. Nevada*	W, 1-0
4/20	vs. Nevada*	W, 4-2
4/21	vs. Nevada*	W, 16-14
4/24	at UC Irvine	L, 8-3
4/26	at Hawaii*	L, 6-2
4/27	at Hawaii*	W, 5-4
4/28	at Hawaii*	W, 6-1
5/3	vs. Sacramento St	W, 11-1
5/4	vs. Sacramento St	L, 8-3
5/5	vs. Sacramento St	L, 8-5
5/11	at Nevada*	W, 5-1
5/11	at Nevada*	W, 8-5
5/12	at Nevada*	W, 7-3
5/17	vs. Rice*	L, 4-1
5/18	vs. Rice*	L, 17-9
5/19	vs. Rice*	L, 12-1
5/24	vs. Hawaii*	W, 5-3
5/25	vs. Hawaii*	W, 6-2
5/26	vs. Hawaii*	W, 6-5

* Western Athletic Conference Game
 #Pepsi/Johnny Quik Classic (Fresno, Calif.)

2003**Overall Record: 30-29****WAC Record: 14-16****Head Coach: Mike Batesole**

Date	Opponent	Result
2/4	at UC Irvine	W, 1-0
2/7	vs. Cal State Fullerton	L, 12-0
2/8	vs. Cal State Fullerton	L, 10-1
2/9	vs. Cal State Fullerton	L, 10-4
2/14	vs. Stanford	L, 4-1
2/15	vs. Stanford	L, 5-2
2/16	vs. Stanford	L, 7-2
2/18	vs. UC Irvine	W, 9-5
2/21	vs. San Francisco	L, 8-1
2/22	vs. San Francisco	W, 6-5
2/23	vs. San Francisco	W, 9-7
2/28	at Pepperdine	L, 3-0
3/01	at Pepperdine	L, 4-3
3/02	at Pepperdine	L, 3-1
3/04	vs. Cal Poly	L, 13-3
3/07	vs. Hawai'i*	W, 6-3
3/08	vs. Hawai'i*	L, 13-8
3/09	vs. Hawai'i*	W, 5-4
3/10	Pennsylvania#	W, 8-4
3/11	Illinois State#	W, 15-6
3/12	Penn State#	W, 7-2
3/13	Bowling Green#	W, 7-3
3/14	Cal Poly#	W, 3-2 (8)
3/15	Gonzaga#	W, 4-3 (11)
3/21	vs. Minnesota	W, 7-4
3/22	vs. Minnesota	W, 4-2
3/23	vs. Minnesota	L, 14-1
3/25	at USC	W, 11-9
3/28	vs. Louisiana Tech*	W, 9-5
3/29	vs. Louisiana Tech*	W, 8-5 (11)
3/30	vs. Louisiana Tech*	W, 8-4
4/04	at San Jose State*	W, 9-3
4/05	at San Jose State*	L, 4-3
4/06	at San Jose State*	L, 3-0
4/11	vs. Rice*	W, 7-3
4/12	vs. Rice*	L, 9-2
4/13	vs. Rice*	L, 3-2
4/15	vs. UC Irvine	W, 4-3
4/18	at Hawai'i*	L, 3-0
4/19	at Hawai'i*	L, 7-5
4/20	at Hawai'i*	L, 2-0
4/25	vs. Nevada*	L, 6-2
4/26	vs. Nevada*	L, 21-5
4/27	vs. Nevada*	W, 12-7
4/30	vs. Long Beach State	W, 5-3 (11)
5/02	at Louisiana Tech*	L, 9-8 (13)
5/03	at Louisiana Tech*	W, 7-3 (10)
5/04	at Louisiana Tech*	L, 12-7
5/06	vs. California	L, 4-2
5/09	vs. San Jose State*	W, 7-5
5/10	vs. San Jose State*	L, 10-1
5/11	vs. San Jose State*	W, 3-2
5/16	at Nevada*	W, 11-7
5/17	at Nevada*	L, 7-5
5/18	at Nevada*	W, 9-8
5/20	vs. USC	W, 6-5
5/23	at Rice*	W, 2-1
5/24	at Rice*	L, 13-2
5/25	at Rice*	L, 5-1

* Western Athletic Conference Game
 #Pepsi/Johnny Quik Classic (Fresno, Calif.)

2004**Overall Record: 29-29****WAC Record: 17-12****Head Coach: Mike Batesole**

Date	Opponent	Result
1/31	Alumni	W, 8-4
2/6	vs. Stanford	W, 3-1
2/7	vs. Stanford	L, 13-4
2/8	vs. Stanford	L, 10-3
2/10	vs. Cal Poly	W, 8-2
2/13	at UCLA	L, 6-2
2/14	at UCLA	L, 13-11
2/15	at UCLA	W, 3-2 (10)
2/17	vs. UC Irvine	L, 5-3
2/20	vs. California	L, 16-4
2/21	vs. California	L, 2-0
2/22	vs. California	W, 18-1
2/24	vs. Cal Poly	W, 5-4
2/27	at UC Santa Barbara	W, 7-6
2/28	at UC Santa Barbara	L, 22-9
2/29	at UC Santa Barbara	L, 8-3
3/2	vs. Loyola Marymount	L, 14-2
3/4	vs. Dallas Baptist	L, 6-2
3/5	vs. Dallas Baptist	L, 13-0
3/6	vs. Dallas Baptist	W, 5-4
3/8	Chicago State	W, 12-0
3/9	Portland	W, 12-2
3/10	BYU	L, 5-3
3/11	Dallas Baptist	L, 9-7
3/12	Monmouth	W, 11-3
3/13	vs. BYU	W, 10-9
3/19	vs. Cal State Fullerton	W, 7-5
3/20	vs. Cal State Fullerton	L, 15-5
3/21	vs. Cal State Fullerton	L, 12-9 (10)
3/26	at Rice*	L, 6-1
3/27	at Rice*	L, 6-5
3/28	at Rice*	L, 7-2
4/2	vs. Louisiana Tech*	L, 11-8
4/3	vs. Louisiana Tech*	W, 11-3
4/4	vs. Louisiana Tech*	W, 12-4
4/6	at UC Irvine	L, 5-1
4/9	at San Jose State*	W, 4-2
4/10	at San Jose State*	L, 5-3
4/11	at San Jose State*	W, 5-2
4/16	at Nevada*	L, 20-2
4/17	at Nevada*	L, 10-8
4/18	at Nevada*	W, 12-8
4/23	vs. Hawai'i*	L, 4-2
4/24	vs. Hawai'i*	W, 2-0
4/25	vs. Hawai'i*	W, 13-8
4/30	at Louisiana Tech*	W, 12-10
5/1	at Louisiana Tech*	L, 6-5
5/2	at Louisiana Tech*	L, 13-12
5/7	vs. San Jose State*	W, 10-1
5/8	vs. San Jose State*	W, 14-4
5/9	vs. San Jose State*	L, 6-3
5/13	at Hawai'i*	W, 7-2
5/14	at Hawai'i*	W, 8-4
5/21	vs. Rice*	L, 9-4
5/22	vs. Rice*	W, 9-7
5/23	vs. Rice*	W, 11-4
5/28	vs. Nevada*	W, 12-5
5/29	vs. Nevada*	W, 8-7
5/30	vs. Nevada*	W, 12-1

* Western Athletic Conference Game



YEAR-BY-YEAR RESULTS

2005**Overall Record: 30-29****WAC Record: 16-14****Head Coach: Mike Batesole**

Date	Opponent	Result
1/22	Alumni	W, 12-5
1/29	at Stanford	L, 12-1
1/30	at Stanford	L, 7-0
1/30	at Stanford	L, 8-4
2/4	vs. UCLA	L, 7-4
2/5	vs. UCLA	W, 8-4
2/6	vs. UCLA	L, 6-5
2/12	at Cal State Fullerton	L, 12-1
2/13	at Cal State Fullerton	L, 9-0
2/18	vs. UC Santa Barbara	L, 7-5
2/19	vs. UC Santa Barbara	L, 5-3
2/20	vs. UC Santa Barbara	W, 5-4
2/25	vs. Chicago State	W, 12-3
2/26	vs. Chicago State	W, 15-4
2/26	vs. Chicago State	W, 3-0
2/27	vs. Chicago State	W, 26-0
3/1	vs. Loyola Marymount	W, 14-1
3/4	vs. Cal Poly	L, 5-3
3/5	vs. Cal Poly	L, 7-3
3/6	vs. Cal Poly	L, 9-7
3/7	vs. Southern Utah#	W, 5-3
3/8	vs. Pennsylvania#	W, 6-1
3/9	vs. San Francisco#	L, 8-5
3/10	vs. Dallas Baptist#	W, 13-5
3/11	vs. Gonzaga#	W, 6-3
3/12	vs. San Francisco#	L, 13-0
3/17	vs. Iona	L, 3-2
3/18	vs. Iona	W, 9-1
3/18	vs. Iona	W, 18-5
3/19	vs. Iona	W, 4-1
3/25	vs. Hawai'i*	W, 6-3
3/26	vs. Hawai'i*	W, 6-3
3/27	vs. Hawai'i*	W, 5-3
4/1	vs. Rice*	L, 8-2
4/2	vs. Rice*	L, 8-0
4/3	vs. Rice*	W, 2-1
4/9	at San Jose St.*	W, 4-3
4/9	at San Jose St.*	L, 3-1
4/10	at San Jose St.*	L, 6-5 (10)
4/15	at Louisiana Tech*	L, 2-1
4/16	at Louisiana Tech*	L, 5-2
4/17	at Louisiana Tech*	L, 10-7
4/22	vs. Nevada*	W, 3-1
4/23	vs. Nevada*	W, 10-7
4/24	vs. Nevada*	L, 8-2
4/29	at Rice*	W, 8-7
4/29	at Rice*	L, 6-4
4/30	at Rice*	L, 10-2
5/6	vs. San Jose St.*	W, 10-4
5/7	vs. San Jose St.*	W, 5-4
5/8	vs. San Jose St.*	W, 7-6
5/12	at Hawai'i*	L, 4-1
5/13	at Hawai'i*	W, 8-4
5/14	at Hawai'i*	W, 7-3
5/20	vs. Louisiana Tech*	W, 12-1
5/21	vs. Louisiana Tech*	W, 13-9
5/22	vs. Louisiana Tech*	W, 10-8
5/27	at Nevada*	L, 6-5
5/28	at Nevada*	L, 5-1
5/29	at Nevada*	L, 20-7

* Western Athletic Conference Game

Pepsi/Johnny Quik Classic (Fresno, Calif.)

2006**Overall Record: 45-18****WAC Record: 18-6****Head Coach: Mike Batesole**

Date	Opponent	Result
1/27	at Cal Poly	L, 6-3
1/28	at Cal Poly	L, 4-1
1/29	at Cal Poly	L, 9-8
2/3	at UCLA	W, 11-9
2/4	at UCLA	W, 5-0
2/5	at UCLA	L, 12-2
2/10	vs. Pepperdine	L, 7-2
2/11	vs. Pepperdine	W, 9-8
2/12	vs. Pepperdine	W, 8-3
2/17	vs. Utah Valley State	W, 13-9
2/18	vs. Utah Valley State	W, 8-0
2/19	vs. Utah Valley State	L, 5-4
2/24	vs. Stanford	L, 3-2
2/25	vs. Stanford	W, 7-5
2/26	vs. Stanford	L, 6-3
3/1	vs. San Francisco	W, 4-3
3/4	vs. Portland	W, 7-2
3/4	vs. Portland	W, 3-0
3/5	vs. Portland	W, 16-5
3/8	vs. San Francisco	W, 5-2
3/12	vs. Bucknell#	W, 3-1
3/13	vs. Miami (OH)#	W, 7-3
3/14	vs. Gonzaga#	W, 5-1
3/15	Binghamton#	W, 7-6 (12)
3/16	vs. Washington State#	W, 6-1
3/17	vs. Bucknell#	W, 13-1
3/18	vs. Lafayette#	W, 10-9
3/24	vs. Sacramento State*	W, 5-1
3/25	vs. Sacramento State*	W, 13-6
3/26	vs. Sacramento State*	W, 12-11
3/31	at New Mexico State*	W, 6-3
4/1	at New Mexico State*	W, 10-7
4/2	at New Mexico State*	L, 9-8
4/7	vs. Hawai'i*	L, 5-3
4/8	vs. Hawai'i*	W, 6-1
4/9	vs. Hawai'i*	W, 13-2
4/13	at Louisiana Tech*	L, 5-4 (12)
4/14	at Louisiana Tech*	L, 5-4 (10)
4/15	at Louisiana Tech*	L, 1-0
4/21	at San Jose State*	W, 5-3
4/22	at San Jose State*	L, 7-5
4/23	at San Jose State*	W, 4-0
4/27	vs. Dallas Baptist	L, 10-3
4/28	vs. Dallas Baptist	L, 9-7
4/29	vs. Dallas Baptist	W, 13-4
4/29	vs. Dallas Baptist	W, 6-3
5/5	vs. Nevada*	W, 13-2
5/6	vs. Nevada*	W, 19-3
5/7	vs. Nevada*	W, 12-6
5/12	vs. San Jose State*	W, 10-4
5/13	vs. San Jose State*	W, 9-8
5/14	vs. San Jose State*	W, 9-8 (12)
5/19	at Sacramento State*	W, 10-7
5/20	at Sacramento State*	W, 14-3
5/21	at Sacramento State*	W, 7-4

WAC Tournament
(Fresno, Calif.)

5/25	vs. Sacramento State	W, 10-2
5/26	vs. San Jose State	W, 3-2
5/27	vs. Nevada	W, 15-3
5/28	vs. Hawai'i	W, 8-4

NCAA Regional
(Fullerton, Calif.)

6/2	at San Diego	W, 9-8
6/3	at Cal St Fullerton	L, 9-2
6/4	vs. San Diego	W, 9-8
6/4	vs. Cal State Fullerton	L, 10-3

* Western Athletic Conference Games

Pepsi/Johnny Quik Classic (Fresno, Calif.)

2007**Overall Record: 38-29****WAC Record: 17-7****WAC Regular Season Champions****WAC Tournament Champions****Head Coach: Mike Batesole**

Date	Opponent	Result
2/2	San Francisco	L, 6-2
2/3	San Francisco	L, 4-3
2/4	San Francisco	W, 5-4
2/6	at Cal Poly	L, 6-3
2/10	at Stanford	L, 9-2
2/11	at Stanford	L, 6-4
2/13	CS Northridge	W, 8-4
2/14	CS Northridge	L, 10-3
2/16	Loyola Marymount	W, 15-4
2/17	Loyola Marymount	W, 5-3
2/18	Loyola Marymount	W, 5-4 (10)
2/23	at Pepperdine	L, 4-0
2/24	at Pepperdine	L, 3-2
2/25	at Pepperdine	L, 10-4
2/28	at Santa Clara	L, 3-2
3/2	San Diego	W, 12-4
3/3	San Diego	L, 8-3
3/4	San Diego	W, 6-2
3/9	Santa Clara	W, 8-7 (10)
3/10	Santa Clara	L, 4-1
3/11	Santa Clara	L, 8-4 (10)
3/12	Iowa	W, 13-10
3/13	Iowa	W, 14-6
3/14	Iowa%	W, 4-2
3/15	Dallas Baptist%	W, 9-5
3/16	Iowa%	L, 10-8
3/17	Dallas Baptist%	L, 12-10 (10)
3/23	at Louisiana Tech*	W, 11-8
3/24	at Louisiana Tech*	L, 5-3
3/25	at Louisiana Tech*	L, 8-6
3/27	UC Davis	W, 8-2
3/30	Sacramento State*	W, 16-7
3/31	Sacramento State*	W, 8-1
4/1	Sacramento State*	W, 5-2
4/3	at CS Northridge	W, 7-6
4/5	at Nevada*	W, 7-6
4/6	at Nevada*	L, 2-0
4/7	at Nevada*	W, 10-4
4/10	at UC Davis	W, 4-3
4/13	Hawai'i*	L, 9-8
4/15	Hawai'i-1*	W, 4-3
4/15	Hawai'i-2*	W, 6-5
4/20	New Mexico State*	W, 7-0
4/21	New Mexico State*	W, 14-3
4/22	New Mexico State*	W, 9-1
4/24	at Santa Clara	L, 9-1
4/25	at Stanford	L, 7-2
4/27	Cal Poly	L, 6-4
4/28	Cal Poly	L, 16-9
4/29	Cal Poly	L, 13-0
5/4	at San Jose State*	W, 15-9
5/5	at San Jose State*	W, 9-4
5/6	at San Jose State*	W, 12-9
5/11	Louisiana Tech*	L, 10-5
5/12	Louisiana Tech*	W, 3-1
5/13	Louisiana Tech*	W, 8-2
5/19	at Hawai'i*	W, 7-5 (10)
5/20	at Hawai'i*	L, 7-6
5/21	at Hawai'i*	L, 1-0

WAC Tournament
(Reno, Nev.)

5/24	vs. Sacramento State	W, 10-2
5/25	vs. Louisiana Tech	W, 4-2
5/26	vs. San Jose State	W, 6-2
5/27	vs. Nevada	W, 17-4

NCAA Regional
(San Diego, Calif.)

6/1	vs. San Diego	W, 6-2
6/2	vs. Cal State Fullerton	L, 6-4
6/3	vs. Minnesota	W, 11-6
6/3	vs. Cal State Fullerton	L, 13-2

2008**Overall Record: 47-31****WAC Record: 21-11****NATIONAL CHAMPIONS****Head Coach: Mike Batesole**

Date	Opponent	Result
2/22	UC Davis	L, 4-2
2/23	UC Davis	L, 3-1
2/23	UC Davis	W, 7-0
2/24	UC Davis	W, 6-3
2/28	Cal	L, 14-4
2/29	at San Diego	L, 5-2
3/1	Cal Poly	L, 2-1
3/2	at San Diego State	W, 9-2
3/4	at Santa Clara	L, 6-5(10)
3/8	Indiana	W, 6-2
3/9	Indiana	W, 9-4
3/10	New Mexico State	L, 13-8
3/11	Portland	L, 3-2
3/12	Indiana	L, 11-1
3/13	Gonzaga	W, 10-1
3/14	Utah	W, 10-0
3/15	Portland	W, 12-3
3/18	at San Francisco	L, 13-8
3/20	at Hawai'i*	L, 4-0
3/21	at Hawai'i*	L, 2-0
3/22	at Hawai'i*	W, 5-0
3/22	at Hawai'i*	W, 4-2(10)
3/25	Cal Poly	W, 10-9
3/26	Cal Poly	W, 13-11
3/28	Nevada*	W, 12-4
3/29	Nevada*	W, 11-1(7)
3/29	Nevada*	L, 4-1
3/30	Nevada*	W, 13-3(7)
4/1	Long Beach State	W, 7-6
4/2	at Cal	L, 5-4
4/9	at Cal Poly	L, 8-5
4/11	Louisiana Tech*	W, 14-5
4/12	Louisiana Tech*	W, 9-8
4/12	Louisiana Tech*	W, 11-1(7)
4/13	Louisiana Tech*	W, 8-0
4/15	at Cal Poly	L, 10-7
4/18	at New Mexico State*	W, 13-10
4/19	at New Mexico State*	W, 9-5
4/19	at New Mexico State*	W, 13-1(7)
4/20	at New Mexico State*	W, 24-6(7)
4/22	Santa Clara	L, 10-8
4/23	San Francisco	W, 5-4
4/25	at Nevada*	W, 9-3
4/26	at Nevada*	L, 4-1
4/26	at Nevada*	L, 7-3
4/27	at Nevada*	L, 12-11
4/30	at San Francisco	L, 7-6
5/2	New Mexico State*	W, 11-8
5/3	New Mexico State*	L, 9-2
5/3	New Mexico State*	L, 12-7
5/4	New Mexico State*	W, 6-4
5/6	at Long Beach State	L, 2-1
5/9	San Jose State*	W, 11-3
5/10	San Jose State*	W, 9-8
5/10	San Jose State*	W, 5-3
5/11	San Jose State*	L, 2-1
5/16	at Sacramento State*	L, 9-8
5/17	at Sacramento State*	L, 4-0
5/17	at Sacramento State*	W, 6-4
5/18	at Sacramento State*	W, 13-6

WAC Tournament
(Ruston, La.)

5/22	vs. Sacramento State	W, 3-2
5/23	vs. San Jose State	W, 7-3
5/24	vs. Hawai'i	W, 11-4
5/25	vs. Nevada	W, 6-4

NCAA Regional
(Long Beach, Calif.)

5/30	vs. Long Beach State	W, 7-3
5/31	vs. San Diego	W, 6-0
6/1	vs. San Diego	L, 15-1
6/2	vs. San Diego	W, 5-1

NCAA Super Regional
(Tempe, Ariz.)

6/7	at Arizona State	L, 12-4
6/8	at Arizona State	W, 8-6
6/9	at Arizona State	W, 12-9

NCAA College World Series
(Omaha, Neb.)

6/15	vs. Rice	W, 17-5
6/17	vs. North Carolina	W, 5-3
6/21	vs. North Carolina	L, 4-3
6/22	vs. North Carolina	W, 6-1
6/23	vs. Georgia	L, 7-6
6/24	vs. Georgia	W, 19-10
6/25	vs. Georgia	W, 6-1



YEAR-BY-YEAR RESULTS

2009**Overall Record: 32-30****WAC Record: 12-12****Head Coach: Mike Batesole**

Date	Opponent	Result
2/20	Washington	W, 5-4
2/21	Washington	L, 11-4
2/22	Washington	W, 3-1
2/24	Cal Poly	L, 13-11
2/27	at Oregon	L, 1-0
2/28	at Oregon	L, 7-1
3/1	at Oregon	W, 10-3
3/7	Buffalo	W, 6-3
3/8	Buffalo	W, 22-4
3/9	Portland#	W, 7-0
3/10	Cal State Bakersfield#	W, 16-1
3/11	Buffalo#	W, 7-5
3/12	Portland	L, 4-2
3/13	Cal State Bakersfield#	W, 3-2
3/14	Buffalo#	W, 20-0
3/20	at Loyola Marymount	L, 8-7
3/21	at Loyola Marymount	L, 7-6
3/21	at Loyola Marymount	L, 7-3
3/22	at Loyola Marymount	L, 11-7
3/27	Lipscomb	L, 10-6
3/28	Lipscomb	W, 13-11
3/28	Lipscomb	W, 10-0
3/29	Lipscomb	W, 7-6
3/31	at UC Davis	L, 11-3
4/1	UC Davis	W, 4-2
4/3	Cal State Bakersfield	W, 9-8
4/4	Cal State Bakersfield	L, 4-3
4/5	Cal State Bakersfield	W, 9-2
4/7	at Cal State Bakersfield	L, 17-12
4/8	at Cal State Bakersfield	L, 3-2
4/10	New Mexico State *	W, 5-4(10)
4/11	New Mexico State*	L, 2-0
4/12	New Mexico State*	W, 6-5
4/13	New Mexico State*	L, 10-6
4/18	at Louisiana Tech *	L, 11-9
4/18	at Louisiana Tech *	L, 17-5
4/19	at Louisiana Tech *	L, 14-12
4/19	at Louisiana Tech *	L, 14-6
4/24	at San Jose State *	W, 1-0
4/25	at San Jose State *	W, 8-2
4/25	at San Jose State*	L, 2-0
4/26	at San Jose State*	L, 6-5
4/28	at Cal Poly	L, 17-16(10)
5/2	Nevada*	L, 15-11
5/2	Nevada*	L, 16-4(8)
5/3	Nevada*	W, 8-6
5/3	Nevada*	W, 12-5
5/7	Hawai'i*	W, 17-9
5/8	Hawai'i*	W, 14-11
5/9	Hawai'i*	L, 15-6
5/9	Hawai'i*	L, 15-10
5/14	at Sacramento State*	W, 15-7
5/15	at Sacramento State*	W, 4-3
5/16	at Sacramento State*	W, 11-8
5/16	at Sacramento State*	W, 7-6
WAC Tournament (Reno, Nev.)		
5/21	vs. New Mexico State	L, 7-4
5/22	vs. San Jose State	W, 6-3
5/23	vs. Hawai'i	W, 10-3
5/24	vs. New Mexico State	W, 9-7
5/24	vs. New Mexico State	W, 5-3
NCAA Regional (San Diego, Calif.)		
5/29	vs. UC Irvine	L, 3-2
5/30	vs. San Diego State	L, 4-1

*Western Athletic Conference Game

#Pepsi/Johnny Quik Classic (Fresno, Calif.)

2010**Overall Record: 38-25****WAC Record: 16-8****Head Coach: Mike Batesole**

Date	Opponent	Result
2/19	Nebraska	W, 7-5
2/20	Nebraska	W, 8-2
2/21	Nebraska	W, 10-9 (11)
2/22	Nebraska	L, 4-1
2/26	at Washington	L, 10-9
2/27	at Washington	W, 11-10
2/28	at Washington	W, 3-2
3/5	Oregon	L, 7-2
3/6	Oregon	L, 8-4
3/6	Oregon	L, 5-2
3/7	Oregon	L, 8-3
3/9	Santa Clara	W, 10-9
3/11	Cal State Fullerton#	W, 5-0
3/12	San Francisco#	W, 5-2
3/13	San Diego State#	W, 10-3
3/14	San Diego#	L, 10-7
3/19	Loyola Marymount	L, 12-5
3/20	Loyola Marymount	L, 4-3 (10)
3/20	Loyola Marymount	L, 5-2 (8)
3/21	Loyola Marymount	W, 16-10
3/23	at Cal Poly	W, 10-9
3/26	UC Davis	W, 9-2
3/27	UC Davis	W, 7-6
3/28	UC Davis	L, 7-2
3/30	at California	L, 8-5
4/01	Cal State Bakersfield	W, 10-4
4/02	at Cal State Bakers.	W, 13-9 (10)
4/03	at Cal State Bakersfield	W, 13-9
4/06	Cal Poly	W, 7-5
4/09	at Hawai'i*	W, 8-6
4/10	at Hawai'i*	W, 8-5
4/10	at Hawai'i*	W, 1-0
4/11	at Hawai'i*	L, 4-0
4/13	vs. Cal State Bakersfield	L, 12-2
4/16	vs. Louisiana Tech*	L, 13-7
4/17	vs. Louisiana Tech*	L, 13-5
4/17	vs. Louisiana Tech*	W, 14-4
4/18	vs. Louisiana Tech*	W, 12-2 (8)
4/23	at Nevada*	W, 8-3
4/24	at Nevada*	L, 17-6
4/24	at Nevada*	L, 14-4
4/25	at Nevada*	W, 9-3
4/29	vs. Dallas Baptist	L, 13-9 (10)
4/30	vs. Dallas Baptist	W, 14-7
5/1	vs. Dallas Baptist	W, 15-7
5/4	vs. Cal Poly	L, 7-3
5/7	at New Mexico State*	W, 21-11
5/8	at New Mexico State*	W, 16-10
5/8	at New Mexico State*	W, 12-4
5/9	at New Mexico State*	W, 8-6
5/14	vs. San Jose State*	W, 10-0
5/15	vs. San Jose State*	L, 9-3
5/15	vs. San Jose State*	L, 4-3
5/16	vs. San Jose State*	W, 4-3
5/21	vs. Sacramento State*	L, 12-2
5/22	vs. Sacramento State*	W, 7-6
5/22	vs. Sacramento State*	W, 10-1
5/23	vs. Sacramento State*	W, 8-4
WAC Tournament (Mesa, Ariz.)		
5/27	vs. San Jose State	W, 12-10
5/28	vs. Hawai'i	L, 11-3
5/29	San Jose State	W, 13-1
5/29	vs. Hawai'i	W, 14-5
5/30	Hawai'i	L, 9-6

*Western Athletic Conference Game

#Aztec Invitational (San Diego, Calif.)

2011**Overall Record: 40-16****WAC Record: 17-7****WAC Regular Season Champions****WAC Tournament Champions****Head Coach: Mike Batesole**

Date	Opponent	Result
2/19	Gonzaga	W, 10-4
2/20	Oregon State	W, 2-1
2/21	Oregon State	W, 5-4
2/26	Pepperdine	W, 7-3
2/27	Pepperdine-1	W, 7-5
2/27	Pepperdine-2	W, 8-1
3/1	Cal Poly	L, 11-4
3/4	at UC Davis	W, 12-4
3/5	at UC Davis	W, 3-1
3/8	Bakersfield	W, 9-2
3/11	at Nebraska	W, 8-5
3/12	at Nebraska	W, 1-0
3/13	at Nebraska	L, 5-4
3/17	Washington State	W, 7-5
3/18	Washington State	W, 16-1 (6)
3/19	Washington State	W, 7-2
3/22	Ohio State	W, 3-2
3/25	San Diego	W, 6-0
3/26	San Diego	W, 3-2 (22)
3/27	San Diego	W, 7-4
4/1	San Francisco	W, 5-3
4/2	San Francisco	W, 4-3
4/3	San Francisco	L, 4-3
4/8	at San Jose State*	L, 3-1
4/9	at San Jose State-1*	W, 5-1 (7)
4/9	at San Jose State-2*	L, 4-3
4/10	at San Jose State*	W, 5-3
4/15	Nevada*	W, 8-3
4/16	Nevada-1*	W, 8-1 (7)
4/16	Nevada-2*	W, 4-2
4/19	at Cal Poly	L, 5-4
4/21	at Sacramento State*	W, 2-0
4/22	at Sacramento State*	W, 7-3
4/23	at Sacramento State-1*	L, 2-1 (7)
4/23	at Sacramento State-2*	W, 12-4
4/29	Hawai'i*	L, 6-5 (10)
4/30	Hawai'i*	L, 6-2
5/1	Hawai'i*	W, 4-2
5/2	Hawai'i*	W, 12-2 (7)
5/6	at Louisiana Tech*	W, 9-4
5/7	at Louisiana Tech-1*	L, 8-6 (7)
5/7	at Louisiana Tech-2*	W, 7-4
5/8	at Louisiana Tech*	L, 8-4
5/12	New Mexico State*	W, 17-4 (7)
5/13	New Mexico State*	W, 15-7
5/14	New Mexico State*	W, 17-2 (7)
5/15	New Mexico State*	W, 6-3
5/19	Nevada*	W, 7-1
5/20	Bakersfield	L, 6-0
5/21	at Bakersfield	L, 5-2
5/22	at Bakersfield	L, 7-4

WAC Tournament
(Mesa, Ariz.)

5/26	vs. Louisiana Tech	W, 13-1 (7)
5/27	vs. Hawai'i	W, 11-5
5/28	vs. Hawai'i	W, 15-4

NCAA Regional
(Los Angeles, Calif.)

6/3	vs. UC Irvine	L, 12-6
6/4	vs. UCLA	L, 3-1

*Western Athletic Conference game

2012**Overall Record: 31-28****WAC Record: 8-10****WAC Tournament Champions****Head Coach: Mike Batesole**

Date	Opponent	Result
2/17	Butler	W, 3-0
2/18	Butler-1	L, 12-9 (10)
2/18	Butler-2	W, 6-0
2/19	Butler	W, 17-2
2/22	at Bakersfield	L, 4-0
2/24	at Pepperdine	L, 3-2
2/25	at Pepperdine	W, 8-4
2/26	at Pepperdine	L, 6-0
2/28	UC Santa Barbara	L, 7-1
3/2	Stanford	W, 7-4
3/3	Stanford	L, 16-0
3/4	Stanford	L, 9-2
3/8	San Francisco	W, 2-1
3/9	San Francisco	W, 6-2
3/10	San Francisco	L, 6-3
3/11	San Francisco	L, 6-1
3/13	at UC Santa Barbara	W, 3-2
3/16	Bakersfield	W, 2-1
3/18	Bakersfield	W, 5-0
3/20	Kent State	W, 14-2
3/21	Kent State	W, 5-2
3/23	UC Riverside	L, 5-1
3/24	UC Riverside	W, 2-1
3/27	California	L, 7-6
3/30	New Mexico	L, 9-3
3/31	New Mexico	L, 7-1
4/1	New Mexico	W, 4-3
4/3	at Santa Clara	L, 9-5
4/5	at Hawai'i*	L, 8-2
4/6	at Hawai'i*	W, 5-3
4/7	at Hawai'i*	L, 3-2 (10)
4/14	San Jose State-1*	L, 4-0
4/14	San Jose State-2*	L, 4-3
4/15	San Jose State*	L, 11-2
4/17	at Cal Poly	W, 5-3
4/21	Bakersfield	L, 8-1
4/24	Cal Poly	W, 3-2
4/27	at Nevada*	L, 8-2
4/28	at Nevada*	W, 14-2
4/29	at Nevada*	L, 1-0
5/2	UC Davis	W, 11-4
5/4	Sacramento State*	L, 9-7
5/5	Sacramento State*	W, 10-6
5/6	Sacramento State*	W, 8-6
5/11	at New Mexico State-1*	W, 12-2
5/11	at New Mexico State-2*	L, 2-1 (12)
5/12	at New Mexico State*	W, 14-7
5/18	Louisiana Tech*	W, 12-2
5/19	Louisiana Tech*	W, 4-0
5/20	Louisiana Tech*	L, 5-2

WAC Tournament
(Mesa, Ariz.)

5/23	vs. Hawai'i	W, 8-2
5/24	vs. New Mexico State	W, 15-8
5/25	vs. Sacramento State	L, 8-3
5/26	vs. Louisiana Tech	W, 6-4
5/26	vs. Sacramento State	W, 9-6
5/27	vs. Sacramento State	W, 4-3 (12)

NCAA Regional
(Stanford, Calif.)

6/1	vs. Stanford	L, 9-1
6/2	vs. Michigan State	W, 8-2
6/3	vs. Pepperdine	L, 8-5

*Western Athletic Conference Game



YEAR-BY-YEAR RESULTS

2013**Overall Record: 23-33****Mountain West Record: 14-16****Head Coach: Mike Batesole**

Date	Opponent	Result
2/15	UC Santa Barbara	W, 8-1
2/16	UC Santa Barbara	L, 8-1
2/17	UC Santa Barbara	L, 11-3
2/22	at Stanford	L, 3-1
2/23	at Stanford	L, 7-4 (10)
2/24	at Stanford	L, 7-4
2/26	at Bakersfield	L, 5-3
3/1	USC	L, 9-1
3/2	USC	W, 5-1
3/3	USC	W, 14-3
3/5	San Jose State	L, 10-3
3/7	at California	L, 5-4 (10)
3/8	at California	L, 8-1
3/9	at California	L, 4-3
3/10	at California	L, 8-4
3/15	San Diego State*	W, 1-0
3/16	San Diego State*	L, 11-6
3/17	San Diego State*	L, 4-2
3/19	at Pacific	L, 11-4
3/22	at Air Force*	L, 14-7
3/26	at Sacramento State	W, 3-2
3/28	at Nevada*	L, 5-3
3/29	at Nevada*	W, 4-0
3/30	at Nevada*	L, 7-6
4/2	Pacific	W, 4-3
4/5	UNLV*	L, 9-8
4/6	UNLV*	L, 9-8
4/7	UNLV*	W, 5-3
4/12	at New Mexico*	L, 11-4
4/13	at New Mexico*	L, 14-3
4/14	at New Mexico*	L, 4-3
4/17	Bakersfield	L, 8-5
4/19	Air Force-1*	W, 9-4
4/19	Air Force-2*	W, 8-5
4/20	Air Force-1*	W, 7-0
4/20	Air Force-2*	W, 8-6
4/21	Air Force*	W, 5-3
4/23	at Bakersfield	L, 2-0
4/26	at San Diego State*	W, 7-5
4/27	at San Diego State*	L, 10-8
4/28	at San Diego State*	L, 4-2
4/30	Bakersfield	W, 7-4
5/3	at UNLV*	L, 4-1
5/4	at UNLV*	L, 9-2
5/5	at UNLV*	W, 9-4
5/7	Hawai'i	W, 8-6
5/10	New Mexico*	L, 9-0
5/11	New Mexico*	L, 7-2
5/12	New Mexico*	W, 9-8
5/16	Nevada*	W, 2-1 (10)
5/17	Nevada*	W, 10-4
5/18	Nevada*	W, 6-4
Mountain West Tournament (Fresno, Calif.)		
5/22	vs. Nevada	L, 4-3 (12)
5/23	vs. UNLV	W, 6-4
5/24	vs. Nevada	W, 10-1
5/24	vs. San Diego State	L, 4-0

* Mountain West Conference Game

2014**Overall Record: 28-29****Mountain West Record: 13-17****Head Coach: Mike Batesole**

Date	Opponent	Result
2/14	at UC Irvine	W, 10-0 (10)
2/15	at UC Irvine	W, 8-7 (13)
2/16	at UC Irvine	L, 1-0
2/18	Grand Canyon	W, 10-1
2/19	Sacramento State	L, 6-4
2/21	Nevada*	W, 4-1
2/22	Nevada*	W, 5-3
2/23	Nevada*	W, 11-9
3/1	Texas A&M	W, 5-0
3/1	Texas A&M	W, 6-5
3/2	Texas A&M	W, 1-0
3/5	at Sacramento State	L, 2-1 (10)
3/8	at Air Force-1*	L, 6-2
3/8	at Air Force-2*	W, 7-5
3/9	at Air Force*	W, 10-8
3/11	Penn State	W, 13-3
3/12	Penn State	W, 12-3
3/14	New Mexico*	L, 9-7
3/15	New Mexico*	L, 6-2
3/16	New Mexico*	L, 6-4
3/18	California	W, 6-0
3/19	BYU	W, 2-1
3/21	at Creighton	L, 2-1
3/23	at Creighton	L, 6-2
3/25	UC Santa Barbara	L, 5-4
3/28	at San Diego State*	L, 2-1
3/29	at San Diego State*	W, 6-4
3/30	at San Diego State*	L, 1-0
4/1	Pacific	L, 7-3
4/4	UNLV*	L, 6-0
4/5	UNLV*	W, 2-0
4/6	UNLV*	L, 7-0
4/8	Cal State Northridge	W, 8-2
4/11	at New Mexico*	L, 5-4
4/12	at New Mexico*	L, 11-6
4/13	at New Mexico*	L, 4-1
4/15	at Pacific	L, 6-4
4/17	at Nevada*	W, 20-10
4/18	at Nevada*	L, 9-8 (12)
4/19	at Nevada*	L, 9-8
4/22	California	W, 7-4
4/23	Cal State Fullerton	W, 2-1 (16)
4/26	Air Force-1*	W, 8-1
4/26	Air Force-2*	W, 6-1
4/27	Air Force*	W, 11-1
4/30	at Cal State Fullerton	L, 8-1
5/2	at San Jose State*	L, 3-2
5/3	at San Jose State*	W, 8-0
5/4	at San Jose State*	L, 5-2
5/7	at Bakersfield	L, 6-3
5/13	Bakersfield	W, 8-4
5/15	San Diego State*	L, 9-2
5/16	San Diego State*	W, 4-3
5/17	San Diego State*	L, 11-8
Mountain West Tournament (Las Vegas, Nev.)		
5/21	vs. Nevada	W, 4-3
5/22	vs. UNLV	L, 5-3
5/23	vs. Nevada	L, 10-2

*Mountain West Conference Game

2015**Overall Record: 31-28****Mountain West Record: 18-12****Head Coach: Mike Batesole**

Date	Opponent	Result
2/13	UC Irvine	W, 5-4
2/14	UC Irvine	W, 7-5
2/15	UC Irvine	W, 7-5
2/17	Cal Poly	L, 7-6
2/20	at Nevada*	L, 9-8 (10)
2/21	at Nevada*	L, 12-7
2/22	at Nevada*	L, 7-4
2/24	USC	L, 3-2 (10)
2/27	UNLV*	W, 10-5
2/28	UNLV*	W, 2-1
3/1	UNLV*	W, 4-0
3/3	Sacramento State	W, 6-2
3/6	at Oregon State	L, 2-1 (11)
3/7	at Oregon State-1	L, 5-2
3/7	at Oregon State-2	L, 12-2
3/8	at Oregon State	L, 2-1
3/10	Wagner	W, 4-2
3/11	Wagner	W, 10-1
3/13	UC Davis	W, 5-4
3/14	UC Davis	L, 4-3
3/15	Santa Clara	L, 1-0
3/17	at USC	W, 14-7
3/20	San Jose State*	W, 6-4
3/21	San Jose State*	W, 9-2
3/22	San Jose State*	W, 6-3
3/25	California	W, 7-2
3/27	at New Mexico*	L, 12-7
3/28	at New Mexico*	W, 8-1
3/29	at New Mexico*	L, 5-1
4/1	at UC Santa Barbara	L, 6-5
4/2	at UC Santa Barbara	L, 2-1
4/3	at UC Santa Barbara	L, 7-2
4/4	at UC Santa Barbara	L, 9-3
4/10	Nevada*	L, 5-4
4/11	Nevada*	W, 14-10
4/12	Nevada*	W, 3-1
4/14	at Cal Poly	L, 10-6
4/18	Air Force-1*	L, 2-1
4/18	Air Force-2*	L, 10-1
4/19	Air Force*	W, 6-5
4/22	at Sacramento State	W, 8-0
4/24	San Diego State*	W, 5-4 (10)
4/25	San Diego State*	L, 15-3
4/26	San Diego State	L, 9-4
4/28	California	L, 4-1
5/1	at San Jose State*	W, 4-0
5/2	at San Jose State*	L, 7-3
5/3	at San Jose State*	W, 3-0
5/5	Cal State Northridge	W, 4-3 (16)
5/8	at UNLV*	W, 6-1
5/9	at UNLV*	W, 8-3
5/10	at UNLV*	W, 6-2
5/15	New Mexico*	L, 7-6
5/15	New Mexico*	L, 1-0
5/16	New Mexico*	W, 11-2
Mountain West Tournament (Reno, Nev.)		
5/20	vs. UNLV	W, 6-5
5/21	vs. San Diego State	W, 15-7
5/23	vs. New Mexico	L, 9-1
5/23	vs. San Diego State	L, 7-6 (10)

* Mountain West Conference Game

2016**Overall Record: 36-22****Mountain West Record: 21-9****MW Regular Season Champions****Head Coach: Mike Batesole**

Date	Opponent	Result
2/19	Creighton	W, 2-1
2/20	Creighton	W, 2-1
2/21	Creighton	W, 7-3
2/23	Oakland (Mich.)	W, 11-10
2/26	Youngstown State	W, 8-3
2/27	Youngstown State	W, 11-0
2/27	Youngstown State	W, 6-5
2/28	Youngstown State	W, 6-1
3/1	CSU Bakersfield	W, 6-4
3/4	at San Diego State*	W, 3-2 (10)
3/5	at San Diego State*	W, 10-5
3/6	at San Diego State*	L, 4-5
3/7	at Long Beach State	L, 3-4
3/11	at #3 Texas A&M	L, 2-3
3/12	at #3 Texas A&M	L, 3-4 (10)
3/13	at #3 Texas A&M	L, 1-12
3/15	Oklahoma	L, 2-3
3/18	UNLV*	L, 2-4
3/19	UNLV*	W, 6-2
3/20	UNLV*	W, 4-3
3/22	at Saint Mary's	W, 6-4
3/24	at San Jose State*	W, 13-4
3/25	at San Jose State*	W, 9-4
3/26	at San Jose State*	L, 2-3 (10)
3/29	#16 Long Beach State	W, 10-5
4/1	Air Force*	W, 14-1
4/2	Air Force*	W, 6-3
4/3	Air Force*	W, 5-1
4/5	at Pacific	L, 6-15
4/6	Sacramento State	W, 7-5
4/8	at New Mexico*	L, 1-2
4/9	at New Mexico*	L, 13-14 (12)
4/10	at New Mexico*	L, 4-7
4/12	Pacific	L, 3-7
4/15	Nevada*	W, 5-4
4/16	Nevada*	W, 8-3
4/17	Nevada*	W, 7-6
4/19	at Cal Poly	L, 1-7
4/22	San Jose State*	W, 6-0
4/23	San Jose State*	W, 8-6
4/24	San Jose State*	L, 5-7 (12)
4/27	at Sacramento State	L, 4-5 (11)
4/30	at Air Force*%	W, 11-6
4/30	at Air Force*%	W, 5-1
5/1	at Air Force*%	W, 4-2
5/3	Saint Mary's	W, 3-2
5/6	San Diego State*	L, 2-4
5/7	San Diego State*	W, 1-0 (10)
5/8	San Diego State*	W, 4-3
5/10	Cal Poly	W, 9-5
5/13	at UNLV*	W, 9-1
5/14	at UNLV*	W, 7-2
5/15	at UNLV*	L, 5-8
5/19	San Francisco	W, 10-1
5/20	San Francisco	L, 3-7
5/21	San Francisco	L, 3-6
Mountain West Tournament (Albuquerque, N.M.)		
5/26	vs. Air Force	L, 7-9
5/27	vs. Nevada	L, 6-25

* Mountain West Conference Game

% Games played at Sam Suplizio Field in Grand Junction, Colo.

YEAR-BY-YEAR RESULTS

2017			2018			2019			2020		
Overall Record: 35-25			Overall Record: 30-24			Overall Record: 40-16-1			Overall Record:		
Mountain West Record: 18-12			Mountain West Record: 13-17			Mountain West Record: 20-8-1			Mountain West Record:		
Head Coach: Mike Batesole			Head Coach: Mike Batesole			MW Regular Season Champions			Head Coach: Mike Batesole		
Date	Opponent	Result	Date	Opponent	Result	Date	Opponent	Result	Date	Opponent	Result
2/18	Oregon	W, 9-1	2/16	Michigan State	W, 5-4	2/16	Utah Valley	W, 6-3	2/14	UC Irvine	
2/19	Oregon-1	W, 8-3	2/17	Michigan State-1	W, 9-4	2/18	Utah Valley	L, 4-3	2/15	UC Irvine	
2/19	Oregon-2	L, 1-13	2/18	Michigan State-2	W, 2-1	2/18	Utah Valley	W, 8-3	2/21	Washington	
2/20	Oregon	L, 2-3	2/18	Michigan State	W, 5-4	2/22	Kansas State\$	W, 11-3	2/22	Washington	
2/24	UC Riverside	L, 3-4 (18)	2/21	at UC Santa Barbara	L, 7-2	2/23	No. 25 Cal State Fullerton\$	W, 5-2	2/23	Washington	
2/25	UC Riverside	L, 4-6	2/23	Houston Baptist	W, 2-0 (11)	2/24	Missouri State\$	W, 3-2	2/25	Cal Poly	
2/26	UC Riverside	W, 5-4	2/24	Houston Baptist-1	W, 7-6	3/1	UNLV*	L, 4-3 (10)	2/28	Columbia	
2/28	Pacific	W, 10-4	2/24	Houston Baptist-2	W, 3-2	3/2	UNLV*	L, 7-3	2/29	Columbia	
3/3	Nevada*	W, 3-2	2/25	Houston Baptist	W, 4-1	3/3	UNLV*	W, 6-4	3/1	Columbia	
3/4	Nevada*	L, 8-10	2/28	UC Santa Barbara	W, 6-1	3/8	at No. 25 Tennessee	L, 8-3	3/3	Seton Hall	
3/5	Nevada*	W, 9-5	3/1	at UNLV*	L, 7-6	3/9	at No. 25 Tennessee	L, 13-9	3/6	at Arizona State	
3/7	at Pepperdine	L, 7-8 (12)	3/2	at UNLV*	L, 7-6	3/10	at No. 25 Tennessee	W, 10-7	3/7	at Arizona State	
3/10	Eastern Michigan	L, 11-15	3/3	at UNLV*	L, 5-4	3/12	San Francisco	W, 8-6	3/8	at Arizona State	
3/11	Eastern Michigan	W, 10-2	3/6	San Francisco	W, 3-2	3/19	at Pacific	W, 17-2	3/10	Pacific	
3/12	Eastern Michigan	W, 6-3	3/9	New Mexico*	L, 5-4	3/22	San Jose State*	W, 3-1	3/13	at Oklahoma State	
3/15	at San Francisco	W, 6-3	3/10	New Mexico*	W, 5-1	3/24	San Jose State*	L, 2-1	3/14	at Oklahoma State	
3/17	at Air Force*	L, 5-14	3/11	New Mexico*	W, 5-4	3/27	at CSU Bakersfield	W, 9-3	3/15	at Oklahoma State	
3/18	at Air Force*	W, 10-8	3/17	at San Jose State*	L, 4-1	3/29	at San Diego State*	W, 5-4	3/17	San Francisco	
3/19	at Air Force*	W, 15-7	3/18	at San Jose State-1*	L, 10-1	3/30	at San Diego State*	W, 2-0	3/25	at Long Beach State	
3/22	Pepperdine	W, 5-2	3/18	at San Jose State-2*	W, 6-3	3/31	at San Diego State*	L, 11-6	3/27	UNLV (Non.-Conf.)#	
3/25	San Diego State*-1	L, 4-5	3/23	Nevada*	L, 5-1	4/2	at No. 2 Stanford	L, 2-0	3/28	at San Diego State (Non.-Conf.)	
3/25	San Diego State*-2	L, 0-12	3/24	Nevada*	W, 5-4	4/4	at Oregon	W, 14-2	3/29	San Jost State (Non.-Conf.)#	
3/26	San Diego State*	W, 8-7	3/25	Nevada*	L, 18-12	4/5	at Oregon	W, 5-1	3/31	CSUN	
3/28	Cal Poly	W, 12-8	3/27	UC Riverside	W, 11-5	4/6	at Oregon	L, 5-3	4/3	Nevada*	
3/31	at New Mexico*	L, 4-24	3/29	Long Beach State	L, 24-10	4/6	at Oregon	L, 8-7	4/4	Nevada*	
4/1	at New Mexico*	W, 2-1 (11)	3/30	Long Beach State	W, 15-7	4/9	at Cal Poly	W, 16-6	4/5	Nevada*	
4/2	at New Mexico*	L, 2-6	3/31	Long Beach State	W, 2-0	4/12	Air Force*	W, 6-0 (7)	4/7	at CSUN	
4/5	at Sacramento State	W, 9-0	4/4	at San Francisco	W, 9-1	4/12	Air Force*	W, 5-2	4/9	at New Mexico*	
4/6	Sacramento State	W, 7-5	4/6	at New Mexico*	W, 15-5	4/13	Air Force*	W, 13-7 (7)	4/10	at New Mexico*	
4/8	at Michigan State-1	L, 4-10	4/7	at New Mexico*	W, 7-6 (11)	4/13	Air Force*	L, 4-3	4/11	at New Mexico*	
4/8	at Michigan State-2	L, 5-9	4/8	at New Mexico*	W, 11-6	4/14	Air Force*	W, 9-5	4/14	at Cal Poly	
4/9	at Michigan State	L, 2-8	4/10	CSUN	L, 15-2	4/16	CSU Bakersfield	W, 7-6	4/17	Boise State*	
4/11	San Francisco	L, 6-7	4/13	San Jose State*	W, 11-7	4/18	at San Jose State*	W, 8-6	4/18	Boise State*	
4/13	Air Force*	W, 7-5	4/14	San Jose State*	L, 15-7	4/19	at San Jose State*	W, 7-5	4/19	Boise State*	
4/14	Air Force*	L, 5-10	4/15	San Jose State*	L, 10-7	4/20	at San Jose State*	W, 6-1	4/21	Stanford	
4/15	Air Force*	W, 8-7 (10)	4/17	Saint Mary's	W, 8-5	4/23	Pacific	W, 11-3	4/24	at UNLV*	
4/19	at Pacific	L, 11-12	4/20	at San Diego State*	L, 3-2	4/26	New Mexico*	W, 10-4	4/25	at UNLV*	
4/21	at Nevada*	L, 4-5	4/21	at San Diego State*	W, 7-4	4/27	New Mexico*	L, 8-2	4/26	at UNLV*	
4/22	at Nevada*	L, 3-7	4/22	at San Diego State*	L, 7-0	4/28	New Mexico*	T, 6-6	4/28	at Pacific	
4/23	at Nevada*	W, 27-5	4/24	CSUN	W, 8-2	4/30	Cal Poly	W, 8-6	5/1	San Jose State*	
4/25	at Cal Poly	W, 6-3	4/27	Air Force*	W, 7-2	5/3	at Nevada*	W, 5-3	5/2	San Jose State*	
4/28	San Jose State*	L, 3-6	4/28	Air Force*	L, 14-4	5/4	at Nevada*	W, 8-1	5/3	San Jose State*	
4/29	San Jose State*	W, 8-3	4/29	Air Force*	W, 10-0	5/5	at Nevada*	W, 8-2	5/6	at San Francisco	
4/30	San Jose State*	W, 16-8	5/1	Pepperdine	L, 2-0	5/10	San Diego State*	W, 10-2	5/8	at Air Force*	
5/3	at UC Riverside	W, 7-5	5/4	at Nevada*	L, 4-2	5/11	San Diego State*	L, 10-6	5/9	at Air Force*	
5/5	at UNLV*	W, 12-5	5/5	at Nevada*	L, 12-11	5/12	San Diego State*	W, 8-3	5/14	San Diego State*	
5/6	at UNLV*	W, 11-5	5/6	at Nevada*	L, 12-11	5/15	at UNLV*	W, 7-0	5/15	San Diego State*	
5/7	at UNLV*	L, 5-14	5/8	at CSUN	W, 6-3	5/16	at UNLV*	W, 16-5	5/16	San Diego State*	
5/9	Sacramento State	W, 9-2	5/11	Hawai'i	L, 6-4 (10)	5/17	at UNLV*	W, 11-4			
5/12	New Mexico*	W, 9-3	5/12	Hawai'i	L, 8-5						
5/13	New Mexico*	W, 16-2	5/13	Hawai'i	W, 3-1						
5/14	New Mexico*	W, 15-9	5/15	UNLV*	W, 6-1						
5/18	at San Diego State*	W, 4-0	5/16	UNLV*	L, 7-3						
5/19	at San Diego State*	L, 3-13	5/17	UNLV*	W, 9-8						
5/20	at San Diego State*	W, 11-2	*Mountain West Conference Game			Mountain West Tournament			*Mountain West Conference Game		
5/21	Gonzaga	W, 9-2				(Reno, Nev.)			# Games played in San Diego, Calif.		
Mountain West Tournament						5/23	vs. Nevada	W, 4-3			
(Albuquerque, N.M.)						5/24	vs. UNLV	W, 11-1 (7)			
5/25	vs. San Diego State	L, 10-18				5/25	vs. UNLV	W, 12-6			
5/26	vs. Nevada	W, 15-5 (7)				NCAA Regional					
5/27	vs. New Mexico	W, 11-5				(Stanford, Calif.)					
5/27	vs. San Diego State	W, 12-1 (7)				5/31	vs. UC Santa Barbara	W, 9-2			
5/28	vs. San Diego State	L, 3-5				6/1	vs. Stanford	W, 7-2			
* Mountain West Conference Game						6/2	vs. Stanford	L, 8-6			
						6/3	vs. Stanford	L, 9-7			
						*Mountain West Conference Game					
						\$ Tony Gwynn Legacy (Games played in San Diego, Calif.)					



BULLDOGS' POSTSEASON HISTORY

**POSTSEASON RECORD: 69-76
(35 APPEARANCES)**

REGIONAL RECORD: 60-68

**CWS RECORD: 9-8
(4 APPEARANCES)**

1952

District 8, Fresno, Calif.

Fresno State 9, UC Santa Barbara 5
Fresno State 19, UC Santa Barbara 1
Fresno State 2, Seattle 1
Fresno State 20, Seattle 4

District 8, Corvallis, Ore.

Oregon State 2, Fresno State 1
Oregon State 8, Fresno State 4

1954

District 8, Eugene, Ore.

Fresno State 7, USC 4
Fresno State 9, USC 3

District 8, Eugene, Ore.

Oregon 9, Fresno State 5
Oregon 1, Fresno State 4

1955

District 8, Fresno, Calif.

Fresno State 6, Willamette 3
Fresno State 8, Pepperdine 7
Fresno State 9, San Jose State 4
San Jose State 3, Fresno State 1
Fresno State 5, San Jose State 1

District 8, Los Angeles, Calif.

USC 8, Fresno State 1
USC 15, Fresno State 2

1959

District 8, Fresno, Calif.

Fresno State 23, Santa Clara 11
Fresno State 15, Santa Clara 3

District 8, Seattle, Wash.

Fresno State 3, Washington 2
Washington 5, Fresno State 4
Fresno State 10, Washington 5

College World Series, Omaha, Neb.

Fresno State 6, Northern Colorado 5
Arizona 5, Fresno State 1
Fresno State 7, Western Michigan 2
Fresno State 2, Arizona 0
Oklahoma State 4, Fresno State 0
(FS places 3rd in CWS)

1961

District 8, Los Angeles, Calif.

USC 4, Fresno State 1
Fresno State 6, USC 4
USC 10, Fresno State 6

1962

District 8, Santa Clara, Calif.

Santa Clara 6, Fresno State 1
Fresno State 3, Santa Clara 2
Santa Clara 4, Fresno State 2

1966

District 8, Los Angeles, Calif.

Washington State 5, Fresno State 2
Fresno State 5, Cal Poly-Pomona 4
Washington State 2, Fresno State 1

1967

District 8, Stanford, Calif.

Fresno State 7, Stanford 3

District 8, Fresno, Calif.

Stanford 6, Stanford 3
Stanford 6, Stanford 4

1977

West Regional, Honolulu, Hawaii

Fresno State 7, Cal State L.A. 4
USC 7, Fresno State 3
Cal State L.A. 15, Fresno State 11

1979

West Regional, Tucson, Ariz.

Fresno State 10, Portland State 8
UCLA 5, Fresno State 4
CS Fullerton 12, Fresno State 3

1980

West Regional, Tucson, Ariz.

Fresno State 10, Portland State 8
CS Fullerton 10, Fresno State 2

1981

West Regional, Tempe, Ariz.

CS Fullerton 9, Fresno State 8
Fresno State 10, Gonzaga 8
CS Fullerton 10, Fresno State 9

1982

West Regional, Fresno, Calif.

Fresno State 14, Pepperdine 5
Stanford 17, Fresno State 10
Pepperdine 11, Fresno State 8

1983

West Regional, Honolulu, Hawaii

CS Fullerton 7, Fresno State 5
Fresno State 13, Brigham Young 6
Fresno State 6, CS Fullerton 3
Arizona State 7, Fresno State 2

1984

West Regional, Fresno, Calif.

San Diego State 10, Fresno State 6
Fresno State 15, USC 12 (10)
San Diego State 10, Fresno State 7

1985

West Regional, Fresno, Calif.

Fresno State 7, California 6 (10)
Arizona 6, Fresno State 0
Fresno State 12, Brigham Young 8
Arizona 10, Fresno State 3

1988

West I Regional, Fresno, Calif.

Fresno State 10, California 8 (10)
Fresno State 9, Brigham Young 4
USC 18, Fresno State 17
Fresno State 7, Washington State 6
Fresno State 17, USC 12
Fresno State 14, USC 3

College World Series, Omaha, Neb.

Stanford 10, Fresno State 3
Miami, Fla. 8, Fresno State 4 (12)
(FS places T-7th in CWS)

BULLDOGS' POSTSEASON HISTORY

1989

West II Regional, Fresno, Calif.

Fresno State 9, Notre Dame 8
Michigan 5, Fresno State 3
Fresno State 11, Notre Dame 4
Wichita State 6, Fresno State 4

1990

West I Regional, Palo Alto, Calif.

Fresno State 3, S. Illinois 2
San Diego State 8, Fresno State 2
S. Illinois 3, Fresno State 1

1991

West II Regional, Fresno, Calif.

Fresno State 7, CS Northridge 2
Fresno State 4, Stanford 2
Fresno State 7, Stanford 5
CS Northridge 6, Fresno State 2
Fresno State 6, CS Northridge 5

College World Series, Omaha, Neb.

Fresno State 6, Florida State 3
LSU 15, Fresno State 3
Florida 2, Fresno State 1
(FS places T-5th in CWS)

1992

West Regional, Tucson, Ariz.

Pepperdine 5, Fresno State 4 (10)
Washington 4, Fresno State 3

1993

Midwest Regional, Knoxville, Tenn.

Fresno State 7, Kansas 4
Clemson 10, Fresno State 3
Fresno State 6, Tennessee 2
Fresno State 11, Clemson 4
Kansas 3, Fresno State 2 (10)

1994

South Regional, Baton Rouge, La.

Tulane 7, Fresno State 5
LSU 6, Fresno State 2

1995

West Regional, Fresno, Calif.

Pepperdine 9, Fresno State 5
USC 22, Fresno State 17

1996

Central II Regional, Lubbock, Texas

Fresno State 12, Texas Tech 5
Oklahoma State 12, Fresno State 5
Texas Tech 13, Fresno State 2

1997

West Regional, Palo Alto, Calif.

Fresno State 2, Texas A&M 1
Santa Clara 8, Fresno State 1
Fresno State 8, Cal State Fullerton 7
Fresno State 10, Cal State Fullerton 7
Stanford 5, Fresno State 2

2000

Stanford Regional, Palo Alto, Calif.

Stanford 5, Fresno State 1
Nevada 13, Fresno State 5

2001

USC Regional, Los Angeles, Calif.

Pepperdine 4, Fresno State 0
Fresno State 2, Oral Roberts 1
Fresno State 8, Pepperdine 6
USC 8, Fresno State 0

2006

Fullerton Regional, Fullerton, Calif.

Fresno State 9, San Diego 8
Cal State Fullerton 9, Fresno State 2
Fresno State 9, San Diego 8
Cal State Fullerton 10, Fresno State 3

2007

San Diego Regional, San Diego, Calif.

Fresno State 6, San Diego 2
Cal State Fullerton 6, Fresno State 4
Fresno State 11, Minnesota 6
Cal State Fullerton 13, Fresno State 2

2008 - NATIONAL CHAMPIONS

Long Beach Regional, Long Beach, Calif.

Fresno State 7, Long Beach State 3
Fresno State 9, San Diego 0
San Diego 15, Fresno State 1
Fresno State 5, San Diego 1

Arizona Super Regional, Tempe, Ariz.

Arizona State 12, Fresno State 4
Fresno State 8, Arizona State 6
Fresno State 12, Arizona State 9

College World Series, Omaha, Neb.

Fresno State 17, Rice 5
Fresno State 5, North Carolina 3
North Carolina 4, Fresno State 3
Fresno State 6, North Carolina 1
Georgia 7, Fresno State 6
Fresno State 19, Georgia 10
Fresno State 6, Georgia 1

2009

Irvine Regional, Irvine, Calif.

UC Irvine 4, Fresno State 2
San Diego State 4, Fresno State 1

2011

UCLA Regional, Los Angeles, Calif.

UC Irvine 12, Arizona State 6
UCLA 3, Fresno State 1

2012

Stanford Regional, Stanford, Calif.

Stanford 9, Fresno State 1
Fresno State 8, Michigan State 2
Pepperdine 8, Fresno State 5

2019

Stanford Regional, Stanford, Calif.

Fresno State 9, UC Santa Barbara 2
Fresno State 7, Stanford 2
Stanford 8, Fresno State 6
Stanford 9, Fresno State 7

FRESNO STATE NCAA POSTSEASON RECORDS VS. OPP.

ARIZONA (1-4)

1959 - 1-5*; 2-0*
1980 - 4-5
1985 - 0-6; 3-10

ARIZONA STATE (2-2)

1983 - 2-7*
2008 - 4-12; 8-6; 12-9

BYU (3-0)

1983 - 13-6
1985 - 12-8
1988 - 9-4

CAL POLY-POMONA (1-0)

1966 - 5-4

CAL STATE FULLERTON (3-9)

1979 - 3-12
1980 - 2-10
1981 - 8-9; 9-10
1983 - 5-7; 6-3
1997 - 8-7; 10-7
2006 - 2-9; 3-10
2007 - 4-6; 2-13

CAL STATE L.A. (1-1)

1977 - 7-4; 11-15

CAL STATE NORTHRIDGE (2-1)

1991 - 7-2; 2-6; 6-5

CALIFORNIA (1-0)

1985 - 7-6 (10)

CLEMSON (1-1)

1993 - 3-10; 11-4

FLORIDA (0-1)

1991 - 1-2*

FLORIDA STATE (1-0)

1991 - 6-3*

GEORGIA (2-1)

2008 - 6-7*; 19-10*; 6-1*

GONZAGA (1-0)

1981 - 10-8

KANSAS (1-1)

1993 - 7-4; 2-3 (10)

LONG BEACH STATE (1-0)

2008 - 7-3

LSU (0-2)

1991 - 3-15*
1994 - 2-6

MIAMI [FLA.] (0-1)

1988 - 4-8 (12)*

MICHIGAN (0-1)

1989 - 3-5

MICHIGAN STATE (1-0)

2012 - 8-2

MINNESOTA (2-0)

1988 - 10-8
2007 - 11-6

NEVADA (0-1)

2000 - 5-13

NORTH CAROLINA (2-1)

2008 - 5-3*; 3-4*; 6-1*

NOTRE DAME (2-0)

1989 - 9-8; 11-4

NORTHERN COLORADO (1-0)

1959 - 6-5*

OKLAHOMA STATE (0-2)

1959 - 0-4*
1996 - 5-12

ORAL ROBERTS (1-0)

2001 - 2-1

OREGON (0-2)

1954 - 5-9; 0-1

OREGON STATE (0-2)

1952 - 1-2; 4-8

PEPPERDINE (3-5)

1955 - 8-7
1982 - 14-5; 8-11
1992 - 4-5 (10)
1995 - 5-9
2001 - 0-4; 8-6
2012 - 5-8

PORTLAND STATE (1-0)

1979 - 10-8

RICE (1-0)

2008 - 17-5*

SAN DIEGO (5-1)

2006 - 9-8; 9-8
2007 - 6-2
2008 - 9-0; 1-15; 5-1

SAN DIEGO STATE (0-4)

1984 - 6-10; 7-10
1990 - 4-8
2009 - 1-4

SAN JOSE STATE (2-1)

1955 - 9-4; 1-3; 5-1

SANTA CLARA (3-3)

1959 - 23-11; 15-3
1962 - 1-6; 3-2; 2-4
1997 - 1-8

SEATTLE (2-0)

1952 - 2-1; 20-4

SOUTHERN ILLINOIS (1-1)

1990 - 3-2; 1-3

STANFORD (4-9)

1967 - 7-3; 3-6; 4-6
1982 - 10-17

1988 - 3-10*

1991 - 4-2; 7-5

1997 - 2-5

2000 - 1-5

2012 - 1-9

2019 - 7-2; 6-8; 7-9

TENNESSEE (1-0)

1993 - 6-2

TEXAS A&M (1-0)

1997 - 2-1

TEXAS TECH (1-1)

1996 - 12-5; 2-13

TULANE (0-1)

1994 - 5-7

UC IRVINE (0-2)

2009 - 2-4
2011 - 6-12

UC SANTA BARBARA (3-0)

1952 - 9-5; 19-1
2019 - 9-2

UCLA (0-2)

1979 - 4-5
2011 - 1-3

USC (6-8)

1954 - 7-4; 9-3
1955 - 1-8; 2-15
1961 - 1-4; 6-4; 6-10
1977 - 3-7
1984 - 15-12 (10)
1988 - 17-18; 17-12; 14-3
1995 - 17-22
2001 - 0-8

WASHINGTON (2-2)

1959 - 3-2; 4-5; 10-5
1992 - 3-4

WASHINGTON STATE (1-2)

1966 - 2-5; 1-2
1988 - 7-6

WESTERN MICHIGAN (1-0)

1959 - 7-2*

WILLAMETTE (1-0)

1955 - 6-3

WICHITA STATE (0-1)

1989 - 4-6

* indicates World Series Game

BULLDOGS IN THE COLLEGE WORLD SERIES RECORD BOOK

OVERALL COLLEGE WORLD SERIES - INDIVIDUAL

BATTING - SERIES

Category	Name (Team)	No.	Rank
Most Runs	Steve Susdorf (2008)	10	T-3rd
Most Doubles	Steve Susdorf (2008)	4	T-1st
Most Home Runs	Tom Mendonca (2008)	4	T-1st
Most Total Bases	Steve Detwiler (2008)	22	T-6th
Most Runs Batted In	Tom Mendonca (2008)	11	T-5th
	& Steve Detwiler (2008)	11	T-5th

BATTING - SINGLE GAME

Category	Name (Team)	No.	Rank
Total Bases	Steve Detwiler (2008)	11	T-5th

PITCHING - SERIES

Category	Name (Team)	No.	Rank
Most Games Started	Justin Wilson (2008)	3	T-1st

PITCHING - SINGLE GAME

Category	Name (Team)	Opp.	Rank
Shutouts	Leroy Gregory (1959)	def. Arizona 2-0	1 of 105

FIELDING - SINGLE GAME

Category	Name (Team)	No.	Rank
Passed Balls	Jim Garrett (1959)	3	T-1st

OVERALL COLLEGE WORLD SERIES - TEAM

BATTING - SERIES

Category	(Team)	No.	Rank
Most Hits Allowed	(2008)	249	T-4th
Most Runs	(2008)	62	T-1st
Most Hits	(2008)	77	T-2nd
Most Home Runs	(2008)	14	T-3rd
Most Total Bases	(2008)	136	2nd
Most RBI	(2008)	61	T-1st
Hit-by-Pitch	(2008)	9	T-5th

BATTING - SINGLE GAME

Category	(Team)	No.	Opp.	Rank
Triples	(1991)	3	LSU	T-2nd

BATTING - SINGLE GAME (BOTH TEAMS)

Category	(Team)	No.	Opp.	Rank
Most Hits	(2008)	35	Georgia	T-5th
RBI	(2008)	28	Georgia	5th

PITCHING - SERIES

Category	(Team)	No.	Rank
Most Hits Allowed	(2008)	71	3rd

PITCHING - SINGLE GAME

Category	(Team)	No.	Opp.	Rank
Passed Balls	(1959)	5	Arizona	1st

PITCHING - SINGLE GAME (BOTH TEAMS)

Category	(Team)	No.	Opp.	Rank
Most Earned Runs	(2008)	27	Georgia	T-4th

FIELDING - SERIES

Category	(Team)	No.	Rank
Most Double Plays	(2008)	11	T-2nd

CWS CHAMPIONSHIP FINALS RECORDS - INDIVIDUAL

(ONE APPEARANCE - JUNE 23-25, 2008 VS. GEORGIA)

BATTING - GAME

Category	Name	No.	Rank
Most Hits	Steve Detwiler	4 - Game 3	T-1st
Most Triples	Steve Susdorf	1 - Game 1	T-1st
	Danny Muno	1 - Game 2	T-1st
Most Home Runs	Steve Detwiler	2 - Game 3	T-1st
Most Extra-Base Hits	Steve Detwiler (2 HR, 1 2B)	3 - Game 3	1st
Most Runs Scored	Danny Muno	4 - Game 2	1st
Most RBI	Steve Detwiler	6 - Game 3	1st
Most Total Bases	Steve Detwiler	11 - Game 3	1st

BATTING - SERIES

Category	Name	No.	Rank
At-Bats	Gavin Hedstrom	15	T-1st
Most Hits	Steve Detwiler	8	1st
Most Doubles	Steve Detwiler	2	T-1st
	Steve Susdorf	2	T-1st
Most Home Runs	Steve Detwiler	3	T-1st
Most Extra-Base Hits	Steve Detwiler	5 (3 HR, 2 2B)	1st
Most Runs Scored	Steve Susdorf	6	1st
Most RBI	Steve Detwiler	9	1st
Most Total Bases	Steve Detwiler	19	1st

FIELDING - GAME

Category	Name	No.	Rank
Most Errors	Danny Muno	3 - Game 3	T-1st

FIELDING - SERIES

Category	Name	No.	Rank
Most Errors	Danny Muno	3	T-1st

CWS CHAMPIONSHIP FINALS RECORDS - TEAM

(ONE APPEARANCE - JUNE 23-25, 2008 VS. GEORGIA)

BATTING - SERIES

Category	No.	Rank
Slugging Percentage	.591	1st
Most Hits	34	1st
Most Triples	2	T-1st
Most Extra-Base Hits	15	1st
Most Runs	31	1st
Most RBI	30	1st
Most Total Bases	65	1st
At-Bats	110	T-2nd

BATTING - GAME

Category	No.	Rank
Most Hits	19 - Game 2	1st
Most Extra Base - Hits	6 - Game 1	T-1st
Most Runs	19 - Game 2	1st
Most RBI	18 - Game 2	1st
Most Total Bases	29 - Game 2	1st
At-Bats	41 - Game 2	T-2nd

FIELDING - SERIES

Category	No.	Rank
Most Errors	6	T-1st

FIELDING - GAME

Category	No.	Rank
Most Errors	4 - Game 3	T-1st

PITCHING - GAME

Category	No.	Rank
Fewest Runs Allowed	1 - Game 3	T-2nd
Fewest Strikeouts	1 - Game 1	1st

BULLDOGS IN THE COLLEGE WORLD SERIES RECORD BOOK

BATTING - SERIES (BOTH TEAMS)

Category	No.	Rank
Most Hits	66	1st
Most Triples	3	1st
Most Extra-Base Hits	22	T-1st
Most Runs	49	1st
RBI	48	1st
Most Total Bases	109	1st

BATTING - GAME (BOTH TEAMS)

Category	No.	Rank
Most Hits	35 - Game 2	1st
Most Extra-Base Hits	10 - Game 1	T-1st
Most Runs	29 - Game 2	1st
RBI	28 - Game 2	1st
Most Total Bases	46 - Game 2	1st

CWS CHAMPIONSHIP FINALS RECORDS - INDIVIDUAL

GAME 3, FRESNO STATE VS. GEORGIA (JUNE 25, 2008)

BATTING - SERIES (BOTH TEAMS)

Category	Name	No.	Rank
Most Hits	Steve Detwiler	4	T-2nd
Most Home Runs	Steve Detwiler	2	T-1st
Most Total Bases	Steve Detwiler	11	1st
Most Runs Batted In	Steve Detwiler	6	2nd

FIELDING

Category	Name	No.	Rank
Most Errors	Danny Muno	3	T-1st

CAREER RECORDS - INDIVIDUAL

BATTING - SERIES (BOTH TEAMS)

Category	Name (Team)	No.	Rank
Slugging Percentage	Steve Susdorf (2008)	.733	9th

(min. 30 at bats)

LARGEST MARGIN OVERCOME FOR VICTORY

5, Fresno State (19) vs. Georgia (10), June 24, 2008

(Fresno State trailed 5-0 going into the bottom of the 3rd inning.) - T-1st

CWS TOURNAMENT TEAM MEMBERS

2008	Erik Wetzel, 2B
2008	Tom Mendonca, 3B
2008	Steve Susdorf, OF
2008	Steve Detwiler, OF
2008	Justin Wilson, RHP

CWS MOST OUTSTANDING PLAYER

2008	Tom Mendonca
------	--------------

FRESNO STATE'S NATIONAL TV APPEARANCES

DATE	SITE	OPPONENT	FS-OPP	NETWORK
April 23, 1988	Fresno, Calif.	Brigham Young	7-4	ESPN
June 4, 1988	Omaha, Neb.	Stanford	3-10	ESPN
June 6, 1988	Omaha, Neb.	Miami (Fla.)	3-4 (12)	ESPN
Feb. 19, 1989	Fresno, Calif.	San Diego State	13-10	ESPN
May 6, 1990	Fresno, Calif.	Long Beach State	8-4	ESPN
May 31, 1990	Omaha, Neb.	Florida State	6-3	ESPN
June 2, 1991	Omaha, Neb.	LSU	3-15	ESPN
June 4, 1991	Omaha, Neb.	Florida	1-2	ESPN
April 8, 2006	Fresno, Calif.	Hawai'i	6-1	CSTV
June 2, 2006	Fullerton, Calif.	San Diego	9-8	ESPNU
June 3, 2006	Fullerton, Calif.	Cal State Fullerton	2-9	ESPNU
June 4, 2006	Fullerton, Calif.	San Diego	9-8	ESPNU
June 4, 2006	Fullerton, Calif.	Cal State Fullerton	3-10	ESPNU
June 7, 2008	Tempe, Ariz.	Arizona State	4-12	ESPNU
June 8, 2008	Tempe, Ariz.	Arizona State	8-6	ESPN2
June 9, 2008	Tempe, Ariz.	Arizona State	12-9	ESPN2
June 15, 2008	Omaha, Neb.	Rice	17-5	ESPN
June 17, 2008	Omaha, Neb.	North Carolina	5-3	ESPN2
June 21, 2008	Omaha, Neb.	North Carolina	3-4	ESPN2
June 22, 2008	Omaha, Neb.	North Carolina	6-1	ESPN Classic
June 23, 2008	Omaha, Neb.	Georgia	6-7	ESPN
June 24, 2008	Omaha, Neb.	Georgia	19-10	ESPN
June 25, 2008	Omaha, Neb.	Georgia	6-1	ESPN
May 29, 2009	Irvine, Calif.	UC Irvine	2-3	ESPN2
May 30, 2009	Irvine, Calif.	San Diego State	1-4	ESPN2
June 3, 2019	Stanford, Calif.	Stanford	7-9	ESPNU

BULLDOGS IN THE PROS (2019 SEASON)

26 Former Bulldogs played pro baseball (MLB/MILB) in 2019

MLB

- Aaron Judge
New York Yankees
- Jordan Luplow
Cleveland Indians
- Taylor Ward
Los Angeles Angels
- Justin Wilson
New York Mets
- Austin Wynn
Baltimore Orioles

MILB

- JT Arruda
Auburn Doubledays (Washington Nationals - Short Season)
- Jared Akins
Cedar Rapids Kernels (Minnesota Twins - Class A)
- Zach Ashford
St. Lucie Mets/Brooklyn Cyclones/
GCL Mets (New York Mets - Class A-Adv./Short Season/Rookie)
- Korby Batesole
Salem Red Sox/Greenville Drive
(Boston Red Sox - Class A Adv./A)
- Carter Bins
Everett AquaSox (Seattle Mariners - Short Season)
- Jordan Brink
AZL Brewers Gold (Milwaukee Brewers - Rookie)
- Jeremiah Burks
West Michigan Whitecaps/Connecticut Tigers/GCL Tigers West (Detroit Tigers - Class A/Short Season/Rookie)
- Nolan Dempsey
AZL Giants Black (San Francisco Giants - Rookie)
- Edgar Gonzalez
Palm Beach Cardinals (St. Louis Cardinals - Class A Adv.)

- Ryan Jensen
Eugene Emeralds (Chicago Cubs - Short Season)
- Jimmy Lambert
Birmingham Barons (Chicago White Sox - Class AA)
- Dylan Lee
Jacksonville Jumbo Shrimp (Miami Marlins - Class AAA)
- Chris Mariscal
Tacoma Rainiers (Seattle Mariners - Class AAA)
- Jesse Medrano
Altoona Curve (Pittsburgh Pirates - Class AA)
- Justin Miller
Fresno Grizzlies (Washington Nationals - Class AAA)
- Davis Moore
Auburn Doubledays (Washington Nationals - Short Season)
- Rickey Ramirez
Fort Myers Miracle/Cedar Rapids Kernels (Minnesota Twins - Class A Adv./A)
- JJ Santa Cruz
San Jose Giants/Augusta GreenJackets (San Francisco Giants - Class A Adv./A)
- Fred Schlichtholz
Lake Elsinore Storm (San Diego Padres - Class A Adv.)
- McCarthy Tatum
Lakewood BlueClaws/Williamsport Crosscutters (Philadelphia Phillies - Class A/Short Season)
- Ricky Tyler Thomas
Down East Wood Ducks (Texas Rangers - Class A Adv.)





BULLDOGS IN THE MLB DRAFT



1965 - June Regular Phase

Rd.	Name, Pos.	Club
10	Richard Pierini, RHP	Astros
13	Buz Stephen, RHP*	Astros
23	Robert Schanze, 3B	Cardinals

1966 - January Regular Phase

Rd.	Name, Pos.	Club
3	Mike Griffith, LHP	Mets

1966 - January Secondary Phase

Rd.	Name, Pos.	Club
2	Buz Stephen, RHP*	Twins

1966 - June Regular Phase

Rd.	Name, Pos.	Club
5	Wayne McGhee, C	Red Sox
23	Earl Vickers, OF*	Phillies
29	Dan Pollard, 1B	Angels
35	David Nitschke, C*	Dodgers

1966 - June Secondary Phase

Rd.	Name, Pos.	Club
1	Buz Stephen, RHP	Twins (6th overall)

1967 - June Regular Phase

Rd.	Name, Pos.	Club
26	Donald Peracchi, 1B	Angels
37	Larry Gonsalves, RHP*	Royals
39	Earl Vickers, OF	White Sox

1967 - June Secondary Phase

Rd.	Name, Pos.	Club
4	Earl Vickers, OF	Giants
7	Robert Perruchon, OF	Angels
9	David Nitschke, C	Mets

1968 - January Regular Phase

Rd.	Name, Pos.	Club
6	Larry Gonsalves, RHP	Red Sox

1968 - June Regular Phase

Rd.	Name, Pos.	Club
6	William Brown, INF	Red Sox

1969 - January Regular Phase

Rd.	Name, Pos.	Club
9	Ray Strable, RHP	Twins

1969 - June Regular Phase

Rd.	Name, Pos.	Club
35	David Schmidt, SS	Twins

1970 - January Regular Phase

Rd.	Name, Pos.	Club
17	Robert Ulrich, RHP	Giants

1970 - June Regular Phase

Rd.	Name, Pos.	Club
19	Darrell Gambero, RHP	Royals
21	Robert Groth, OF	Angels

1971 - June Regular Phase

Rd.	Name, Pos.	Club
5	Richard Mahlmann, LHP	Twins
7	Scott Wolfe, INF	Giants

1972 - June Regular Phase

Rd.	Name, Pos.	Club
1	Dick Ruthven*, RHP	Phillies (8th Ov.)

1973 - June Regular Phase

Rd.	Name, Pos.	Club
1	Dick Ruthven, RHP	Phillies (1st Ov.)

1973 - June Regular Phase

Rd.	Name, Pos.	Club
4	Mark Hance, 3B	Dodgers
19	Daniel Grimm, RHP*	Twins
25	Bradley Duncan, RHP	Twins
32	Mark Hance, 3B	Rangers
33	Warren Brusstar, RHP*	Mets

1974 - January Regular Phase

Rd.	Name, Pos.	Club
3	Daniel Grimm, RHP*	Expos
4	Warren Brusstar, RHP	Phillies

1975 - January Regular Phase

Rd.	Name, Pos.	Club
2	Jeffrey Ross, P*	Giants

1975 - June Regular Phase

Rd.	Name, Pos.	Club
4	Andrew Dyes, OF	Expos

1976

No players drafted

1977 - June Regular Phase

Rd.	Name, Pos.	Club
6	Dave Rohm, RHP	Blue Jays

1977 - June Secondary Phase

Rd.	Name, Pos.	Club
1	Stephen Collins, RHP	Red Sox (7th Ov.)

1978 - June Regular Phase

Rd.	Name, Pos.	Club
10	Bob Stoddard, RHP	Mariners
11	Mark Lohuis, RHP*	Cubs
24	Ron Johnson, RHP	Blue Jays

1978 - June Secondary Phase

Rd.	Name, Pos.	Club
2	Curtis Reade, RHP*	Cardinals

1979 - June Regular Phase

Rd.	Name, Pos.	Club
12	Ron Leach, LHP	Indians
21	Mark Lohuis, RHP	Astros
21	David Holt, C	Red Sox

1980 - June Regular Phase

Rd.	Name, Pos.	Club
3	Rich Bordi, RHP	Athletics
4	Jon Reelhorn, RHP	Phillies
11	Curtis Reade, RHP	Dodgers
34	Brad Bennett, OF	Yankees
37	Darren Holt, 2B	Yankees

1981 - June Regular Phase

Rd.	Name, Pos.	Club
10	Tony Herron, LHP	Athletics
19	Jim Flores, SS	Twins
24	Steve Wilcox, RHP	Giants
25	Kevin Coughlon, OF	Athletics

1982 - June Regular Phase

Rd.	Name, Pos.	Club
3	Tim Thiessen, SS	Expos
7	Terry Pendleton, OF	Cardinals
12	Rob Geels, C	Red Sox
27	Pete Dalena, 1B	Yankees

1983 - June Regular Phase

Rd.	Name, Pos.	Club
3	Randy Asadoor, 3B	Rangers
12	Rob Emerson, RHP	Blue Jays
16	Ken Galloway, LHP*	Twins
20	John Hoover, RHP*	Yankees
23	Greg Funk, 2B	Yankees
24	Kurt Walker, RHP	White Sox

1984 - June Regular Phase

Rd.	Name, Pos.	Club
1	John Hoover, RHP	Orioles (25th Ov.)
4	Todd Soares, OF	Phillies
5	Ken Galloway, LHP	Indians
9	Vince Barger, LHP	Braves
14	Bob Jacobsen, RHP	Dodgers



BULLDOGS IN THE MLB DRAFT



1984 - June Regular Phase (cont.)

16	Scott Buss, OF	Mariners
17	Mark Gardner, RHP*	Indians
21	Eddie Jacobo, OF	Dodgers
22	Eric Fox, OF*	Blue Jays

1985 - June Regular Phase

Rd.	Name, Pos.	Club
8	Mark Gardner, RHP	Expos
8	Bob Bafia, 3B	Cubs
12	Ken Carew, RHP	Royals
13	Joe Xavier, SS	Athletics
13	Eric Fox, OF*	Phillies
22	Cal Cain, OF	Reds

1986 - January Regular Phase

Rd.	Name, Pos.	Club
1	Eric Fox, OF	Mariners (5th Ov.)

1986 - June Regular Phase

Rd.	Name, Pos.	Club
13	Harvey Brumfield, OF	Phillies
24	Billy Bartels, RHP	Dodgers
26	Michael Stewart, OF*	Twins
30	Jeff Stark, OF	Phillies
30	John Larios, OF	Royals

1987

Rd.	Name, Pos.	Club
3	Mike Goff, RHP	Mariners
12	Shawn Gilbert, SS	Twins
21	Dennis Springer, RHP	Dodgers
22	Derek Stroud, LHP	Cubs
29	Steve Bates, OF	Phillies
30	Steve Wapnick, RHP	Blue Jays
49	Michael Stewart, OF*	Blue Jays

1988

Rd.	Name, Pos.	Club
4	Lance Shebelut, 1B	Tigers
4	Steve Buckholz, RHP	Pirates
5	John Salles, RHP	Cubs
34	Ed Bustamante, OF*	Tigers

1989

Rd.	Name, Pos.	Club
1	Steve Hosey, OF	Giants (14th Ov.)
1	Eddie Zosky, SS	Blue Jays (19th Ov.)
1	Tom Goodwn, OF	Dodgers (22nd Ov.)
8	Jason Brosnan, LHP	Dodgers
13	Steve Vondran, 3B-C	Reds
17	Mike Burton, 1B	Rangers
62	Rich Crane, LHP	Dodgers

1990

Rd.	Name, Pos.	Club
2	Erik Schullstrom, RHP	Orioles
5	Rich Lantrip, 1B-DH	Yankees
6	Steve Wolf, RHP	Tigers
19	Tom Phillips, C	Expos
26	Ranbir Grewal, RHP	Expos
33	J.P. Postiff, 3B	Cubs
40	Jeff Borgese, OF	Phillies
40	Eric Buechele, C#	Angels

1991

Rd.	Name, Pos.	Club
1	Bobby Jones, RHP+	Mets
11	Jason Wood, SS	A's
23	Robbie Saitz, RHP	Angels
28	Vernon Spearman, OF	Dodgers

1992

Rd.	Name, Pos.	Club
3	Brant Brown, 1B	Cubs
15	Todd Johnson, C*	Mariners
15	Jim Patterson, RHP	Marlins
24	Terance Frazier, 3B	A's
27	Mike Salazar, LHP*	A's
29	Anthony Bonifazio, OF	Marlins
35	Tim Costic, OF	Twins
39	Bobby Jones, 2B	Phillies

1993

Rd.	Name, Pos.	Club
1	Steve Soderstrom, RHP	Giants (6th Ov.)
15	Mike Salazar, LHP	Tigers
18	Todd Johnson, C	Indians
45	Mark Cruise, RHP	Cardinals

1994

Rd.	Name, Pos.	Club
28	Scott Warembourg, RHP	Rockies
38	Tommy Minor, RHP	Cardinals

1995

Rd.	Name, Pos.	Club
6	Joe Freitas, OF	Cardinals
9	Tony Enard, RHP	Marlins
61	Shorty Farfan, RHP	Angels
66	Robert Donnelly, RHP	Cardinals

1996

Rd.	Name, Pos.	Club
12	Ben Reynoso, SS	Padres
26	Matt Curtis, C	Angels

1997

Rd.	Name, Pos.	Club
2	Jeff Weaver, RHP*	White Sox
5	Giuseppe Chiaramonte, C	Giants
13	Derek Feramisco, OF	Cardinals
37	Brad Tucker, RHP*	Cubs

1998

Rd.	Name, Pos.	Club
1	Jeff Weaver, RHP	Tigers (14th Ov.)
2	Adam Pettyjohn, LHP	Tigers
13	Randy Goodrich, RHP	Giants
27	Craig da Luz, 3B	Tigers

1999

Rd.	Name, Pos.	Club
9	Casey Rowe, RHP	Tigers
30	Hans Smith, LHP*	Diamondbacks

2000

Rd.	Name, Pos.	Club
11	Hans Smith, LHP	Devil Rays
13	Anthony Acevedo, OF	Astros
42	Shawn Hannah, RHP	Tigers

2001

Rd.	Name, Pos.	Club
3	Nick Moran, RHP	Indians
6	Josh Labandeira, SS	Expos
8	Brandon Gemoll, 1B	Brewers

2002

Rd.	Name, Pos.	Club
1	Ben Fritz, RHP	Athletics
6	Mike Hernandez, LHP	Indians
12	Bob Runyon, RHP	Cardinals
25	Zach Minor, RHP	Phillies

2003

Rd.	Name, Pos.	Club
10	Casey McGehee, 3B	Cubs

2004

Rd.	Name, Pos.	Club
1	Richie Robnett, OF	Athletics
16	Ryan Haag, 2B	Yankees
26	Kyle Wilson, 1B	Rockies
30	David Griffin, LHP	Reds
30	Brandon Marcelli, C	Cardinals
37	Chris Patrick, SS	Cardinals



BULLDOGS IN THE MLB DRAFT



2005

Rd.	Name, Pos.	Club
1	Matt Garza, RHP	Twins
6	Doug Fister, RHP*	Yankees
12	Rudy Quinonez, RHP	Braves
17	Michael Cooper, RHP	Cardinals

2006

Rd.	Name, Pos.	Club
3	Nick Moresi, OF	Astros
5	Andy Underwood, RHP	Padres
7	Doug Fister, RHP	Mariners
9	Eddie Romer, LHP	Diamondbacks
10	Christian Vitters, SS	Athletics
12	Kent Sakamoto, 1B	Pirates

2007

Rd.	Name, Pos.	Club
1	Beau Mills, INF^	Indians
18	Brian Lapin, OF	Rockies
21	Ozzie Lewis, OF	Twins
24	Brandon Miller, LHP	Rockies
27	Steve Susdorf, OF*	Tigers

2008

Rd.	Name, Pos.	Club
2	Tanner Scheppers, RHP*	Pirates
5	Justin Wilson, LHP	Pirates
13	Erik Wetzel, 2B	Rockies
16	Justin Miller, RHP	Rangers
16	Steve Susdorf, OF	Phillies
27	Clayton Allison, RHP	Dodgers

2009

Rd.	Name, Pos.	Club
1	Tanner Scheppers, RHP+	Pirates
2	Tom Mendonca, 3B	Rangers
11	Alan Ahmady, 1B	Cardinals
28	Holden Sprague, RHP	Marlins

2010

Rd.	Name, Pos.	Club
10	Bobby Coyle, OF	Dodgers
26	Danny Muno, 2B*	Cubs

2011

Rd.	Name, Pos.	Club
8	Danny Muno, INF	Mets
10	Dusty Robinson, OF	Athletics
15	Greg Gonzalez, RHP	Padres
18	Josh Poytress, LHP	Pirates
21	Jordan Ribera, INF	Rockies
22	Garrett Weber, INF	Diamondbacks

22	Brennan Gowens, OF	Angels
27	Taylor Garrison, RHP*	Dodgers
27	Charlie Robertson, RHP	Braves
50	Trent Garrison, C*	Angels

2012

Rd.	Name, Pos.	Club
6	Justin Haley, RHP	Red Sox
7	Taylor Garrison, RHP	Yankees
8	Cody Kendall, RHP	Rangers
13	Thomas Harlan, LHP	Pirates
23	Gene Escat, RHP	Orioles
29	Patrick Hutcheson, 2B	Rockies

2013

Rd.	Name, Pos.	Club
1	Aaron Judge, OF	Yankees(32nd Ov.)
9	Tyler Linehan, LHP	Brewers
10	Austin Wynns, C	Orioles
21	Tyler Stirewalt, RHP	Twins
28	Trent Garrison, C	Yankees

2014

Rd.	Name, Pos.	Club
3	Jordan Luplow, OF	Pirates
7	Derick Velazquez, RHP	Astros
11	Jordan Brink, RHP	Cubs
14	Chris Mariscal, INF	Mariners
18	Garrett Mundell, RHP*	Diamondbacks
20	Trent Woodward, C	Astros

2015

Rd.	Name, Pos.	Club
1	Taylor Ward, C	Angels (26th Ov.)
11	Jake Shull, RHP	Tigers
23	Garrett Mundell, RHP	Yankees

2016

Rd.	Name, Pos.	Club
5	Jimmy Lambert, RHP	White Sox
10	Dylan Lee, LHP	Marlins

2017

Rd.	Name, Pos.	Club
7	Ricky Tyler Thomas, LHP	Cubs
12	Aaron Arruda, INF	Athletics
13	Jared Akins, OF	Twins
13	Fred Schlichtholz, LHP	Padres
15	Rickey Ramirez, RHP	Twins
30	Ryan Dobson, OF	Diamondbacks
30	Austin Guibor, OF	Nationals
31	Jesse Medrano, INF	Pirates

2018

Rd.	Name, Pos.	Club
6	Edgar Gonzalez, RHP	Cardinals
8	Jeremiah Burks, INF	Tigers
26	Korby Batesole, INF	Red Sox

2019

Rd.	Name, Pos.	Club
1	Ryan Jensen, RHP	Cubs
6	Zach Ashford, OF	Mets
10	McCarthy Tatum, INF	Phillies
11	JT Arruda, INF	Nationals
11	Carter Bins, C	Mariners
15	Davis Moore, RHP	Nationals
32	Oscar Carvajal, RHP*	Astros
33	Nolan Dempsey, INF	Giants

*Did not sign

^Beau Mills (2005-06) transferred and was subsequently drafted in the first round (13th overall) by Cleveland in 2007.

#Did not play baseball; was a four-year letterman on the football team.

+Supplemental choice

Source: Baseball America

TEAM RECORDS SUMMARY

SEASON

Games	78	2008
Wins	56	1988
Consecutive Wins	32	1988
Losses	33 (2x)	1975, 2013

HITTING

Batting Average350	1988
At-Bats	2,668	2008
Hits	916	1988
Runs	670	1988
Doubles	170	1988
Triples	33	1988
Home Runs	120	1988
RBI	606	1988
Game-Winning RBI	52	1988
Total Bases	1,492	1988
Stolen Bases	109	1951
Sacrifices	84	2008
Walks	340	2008
Strikeouts	572	2008
Left on Base	630	2008

PITCHING AND FIELDING

Wins	56	1988
Innings Pitched	675.2	2008
Lowest ERA	1.38	1951
Highest ERA	6.08	2004
Complete Games	36	1988
Walks	298	2008
Fewest Balks	0	2011
Strikeouts	586	1997
Hit Batters	85	2003
Wild Pitches	93	2017
Saves	20	2016
Shutouts	11	1961, 1970
Errors	128	1993
Double Plays Turned	78	2008

SINGLE GAME HITTING HIGHS

At-Bats	81	3/26/11, vs. San Diego
Runs	36	4/8/48, vs. San Jose St.
Runs (Both Teams)	53	4/1/99, FS (26) at UNM (27)
Runs in one inning	13	5/6/06, vs. Nevada (2nd)
Hits	36	4/1/99, at New Mexico
Hits in one inning	10	3/17/01, vs. Illinois (8th)
Hits (Both Teams)	68*#	4/1/99, FS (36) at UNM (32)
RBI	28	4/25/82, vs. Nevada
Doubles	8 (4x)	last on 3/24/16 at San Jose State
Triples	4	4/23/52 vs. Sacramento State
Home Runs	6 (6x)	last on 5/21/05, vs. Louisiana Tech
Consecutive Home Runs	3 (3x)	last on 2/24/02, vs. Washington
Total Bases	54	5/11/97, vs. Air Force
Walks	16	3/8/09, vs. Buffalo
Strikeouts	28	3/26/11, vs. San Diego
Sacrifice Flies	4	2/10/84, vs. Loyola Marymount
Stolen Bases	8	5/18/51, vs. Cal Poly
Left on Base	23	2/10/01, vs. Santa Clara

SINGLE GAME PITCHING AND FIELDING HIGHS

Innings pitched	22.0	3/26/11, vs. San Diego
Runs allowed	29	3/2/96, vs. CS Northridge
Walks allowed	18	2/19/17, vs. Oregon-2
Strikeouts	29	2/23/17, vs. UC Riverside
Hits allowed	32	4/1/99, vs. New Mexico
Wild Pitches	7	5/7/17, at UNLV
Hit batters	8	4/30/17, vs. San Jose St.
Errors	10	3/28/50, vs. Sacramento St.
Double plays turned	5 (4x)	last on 3/7/10, vs. Oregon

MISCELLANEOUS

Longest game (time).....	7 hours, 12 minutes	3/26/11, vs. San Diego
Longest game (innings).....	22.....	3/26/11, vs. San Diego
Win margin	28.....	2/7/49, vs. UC Davis
Win margin (by opp.).....	26.....	3/2/96, vs. CS Northridge

*WAC Record

#NCAA Record

\$NCAA Championship Record

INDIVIDUAL RECORDS SUMMARY

SEASON BATTING

Average (min. 120 AB)	440	Ron Johnson, 1978
At-Bats	323	Tom Goodwin, 1988
Hits	112	Erik Wetzel, 2008
		Tom Goodwin, 1988
		Lance Shebelut, 1988
Runs	99	Erik Wetzel, 2008
Doubles	33	Steve Susdorf, 2008
Triples	10	Bob Groth, 1970; Eric Fox, 1983
Home Runs	32	Lance Shebelut, 1988
RBI	94	Lance Shebelut, 1988
Game-Winning RBI	11	Lance Shebelut, 1988
Total Bases	226	Lance Shebelut, 1988
Stolen Bases	62	Tom Goodwin, 1988
Walks	64	Danny Muno, 2009
Sacrifice Bunts	18	Gavin Hedstrom, 2008
Sacrifice Flies	7	Eddie Zosky, 1988 & 1989;
		Chris Patrick, 2003; Jake Stone, 2016
Consec. Games Homered In	5	Art Holland, Feb. 25-Mar. 4, 1983
Consecutive Hits	8 (3x)	last Bill Thrasher, May 30-31, 1993
Hitting Streak (games)	38	Josh Hannah, Feb. 26-May 25, 1997

SEASON PITCHING

Appearances	38	Brandon Burke, 2008
		Hans Smith, 1999
Starts	23	John Salles, 1988
Wins	18	John Hoover, 1984
Losses	9	Brad Duncan, 1972,
		Rudy Quinonez, 2004
ERA	1.13	Dennis Pilati, 1966
Complete Games	19 #	John Hoover, 1984
Walks	70	Dick Ruthven, 1972
Strikeouts	205	John Hoover, 1984
Strikeouts Per 9 Innings	13.7	Greg Gonzalez, 2011
Innings Pitched	177.1	John Salles, 1988
Batters Faced	677	John Salles, 1988
Hits Allowed	168	John Salles, 1988
Runs Allowed	82	Robbie Saitz, 1991
Earned Runs Allowed	71	Tom Graham, 1999
Consecutive Scoreless Innings	29	Bobby Jones, 1991
Shutouts	4	Gene Graves, 1961
		Bobby Jones, 1991
Saves	13	Brandon Burke, 2008
Best Winning Pct.	1.000	Randy Graham (14-0), 1982
Consecutive Wins	16	John Hoover, 1984
Home Runs Allowed	19	Holden Sprague, 2009
Hit Batters	20	Casey Rowe, 1998
Wild Pitches	16	Ranbir Grewal, 1990
		Casey Rowe, 1998

SINGLE GAME BATTING

At-Bats	11	Brennan Gowens vs San Diego, 3/25/11
Runs	6 (3x)	Brad Bennett vs. Pacific, 2/2/79
		Christian Vitters vs. Chicago state, 2/27/05
		Beau Mills vs. Iona, 3/18/05
Hits	6 (5x)	most recent: Tom Creighton & Oscar Lopez
		vs. Santa Clara, 2/10/01 - same game
Doubles	4	Harvey Hill vs. St. Mary's, 3/13/87
Triples	3	most recent: Jordan Brink vs. AFA, 4/9/13
Home Runs	3 (8x)	most recent: Aaron Arruda, 4/23/17
RBI	9 (2x)	most recent: Aaron Arruda, 4/23/17
Total Bases	15	Derek Feramisco vs. Air Force, 5/11/97
Walks	5	DeAndre Miller vs. Chicago State, 2/27/05
Stolen Bases	5 (3x)	Fibber Hiramama vs. Cal Poly, 5/18/51
		Tom Goodwin vs. Hawai'i, 2/26/89
		Tom Goodwin vs. Pacific, 4/22/89
Consecutive Homers	3 (4x)	most recent: Jordan Ribera
		vs. Nebraska, 2/19/10 & 2/20

SINGLE GAME PITCHING

Innings pitched	14	Dan Grimm vs. Sacramento St, 3/14/72
Strikeouts	21\$	Jeff Weaver vs. Texas A&M, 5/22/97
Consecutive Strikeouts	10	Adam Pettjohn vs. Winthrop, 3/12/98
Hits Allowed	21	Randy Graham (9 innings) vs. Nevada, 4/25/82
Walks	13	Dick Ruthven vs. Sacramento State, 4/18/72
Hit batters	4	Doug Fister vs. San Jose State, 4/10/05
Wild pitches	5	Tim Borst vs. Bakersfield, 5/7/14

NO-HITTERS LIST (9):

Truman Clevenger vs. Pacific (7 innings) - 4/22/1952
Truman Clevenger vs. Pacific (9 innings) - 3/21/1953
Mountie Bedford vs. Camp Pendleton (7 innings) - 3/7/1959
Ed Hite vs. Westmot College (7 innings) - 3/15/1963
Larry Gonsalves vs. Cal Poly (9 innings) - 5/19/1967
Darrell Gambero vs. UC Davis (7 innings) - 5/5/1970
Dick Ruthven vs. Long Beach State (9 innings) - 5/5/1972
Rob Cruess vs. Sacramento State (7 innings) - 4/3/1976
Greg Gonzalez vs. Hawai'i (7 innings) - 4/10/2010

PERFECT GAMES LIST (1):

Larry Gonsalves vs. Cal Poly (9 innings) - 5/19/1967
<i>(one-of-24 players in NCAA history to record a perfect game)</i>

MISCELLANEOUS

Face Minimum batters	27 (twice)
	(most recent: Derek Benny vs. Lipscomb, 3/28/2009)
Hit for Cycle	Danny Muno vs. Hawai'i, 5/29/2010
Last Opponent to Hit for Cycle	Jacob Butler, Nevada, 4/26/2003

*WAC Record

#NCAA Record

\$NCAA Championship Record

TOP 10 CAREER HITTING LEADERS

GAMES

1.	259	Danny Muno	2008-11
2.	247	Todd Johnson	1990-93
3.	245	Ben Reynoso	1993-96
4.	243	Steve Susdorf	2005-08
5.	23-4	Greg Funk	1980-83
6.	230	Joe Xavier	1982-85
7.	217	Kevin Viers	2013-16
8.	215	Austin Guibor	2014-17
	215	Matt Curtis	1993-96
10.	214	Zach Ashford	2016-19

AVG. (MIN 260 AB)

1.	.389	Ron Johnson	1977-78
2.	.383	Terry Pendleton	1981-82
	.383	Scott Buss	1983-84
	.383	Augie Garrido	1959-61
5.	.380	Lance Shebelut	1988-89
6.	.363	Steve Pearce	1987-88
7.	.362	Pete Dalena	1981-82
	.360	Bobby Coyle	2010
8.	.357	Steve Bates	1985-87
9.	.351	Brandon Mitchell	1987-88
10.	.350	Tom Goodwin	1987-89

AT-BATS

1.	985	Todd Johnson	1990-93
2.	963	Danny Muno	2008-11
3.	903	Ben Reynoso	1993-96
4.	899	Steve Susdorf	2005-08
5.	860	Joe Xavier	1982-85
6.	821	Tom Goodwin	1987-89
7.	779	Erik Wetzel	2006-08
8.	771	Philip Romero	1989-92
9.	770	Tom Mendonca	2007-09
10.	764	Eddie Zosky	1987-89

RUNS

1.	251	Danny Muno	2008-11
2.	207	Tom Goodwin	1987-89
	207	Steve Susdorf	2005-08
4.	205	Erik Wetzel	2006-08
5.	192	Joe Xavier	1982-85
6.	183	Greg Funk	1980-83
	183	Todd Johnson	1990-93
8.	161	Dusty Robinson	2009-11
9.	160	Eric Fox	1982-83,'85
10.	159	Austin Guibor	2014-17

HITS

1.	340	Todd Johnson	1990-93
2.	332	Danny Muno	2008-11
3.	297	Steve Susdorf	2005-08
4.	287	Tom Goodwin	1987-89
5.	276	Joe Xavier	1982-85
6.	270	Erik Wetzel	2006-08
7.	253	Eddie Zosky	1987-89
	253	Ben Reynoso	1993-96
9.	245	Zach Ashford	2016-19
10.	243	Casey McGehee	2001-03

DOUBLES

1.	70	Steve Susdorf	2005-08
2.	69	Danny Muno	2008-11
	69	Joe Xavier	1982-85
4.	56	Todd Johnson	1990-93
5.	52	Matt Curtis	1993-96
6.	51	Eddie Zosky	1987-89
7.	46	Nick Garcia	1998-01
8.	45	Jordan Luplow	2012-14
9.	44	Anthony Acevedo	1999-00
10.	43	Dusty Robinson	2009-11
	43	Steve Hosey	1987-89
	43	Derek Feramisco	1995-97

TRIPLES

1.	18	Eric Fox	1982-85
2.	14	Austin Guibor	2014-17
3.	13	Fred Sommers	1951-53
	13	Augie Garrido	1959-61
	13	Tom Goodwin	1987-89
6.	12	Bob Groth	1969-70
7.	11	Zach Ashford	2016-19
	11	Bob Donkersley	1951-52
	11	Greg Funk	1980-83
	11	Todd Johnson	1990-93
	11	Joe Gerber	1996-99
12.	10	Eddie Zosky	1987-89
	10	Ben Reynoso	1993-96
	10	Derek Feramisco	1995-97

HOME RUNS

1.	56	Tom Mendonca	2007-09
2.	47	Dusty Robinson	2008-11
3.	44	Jordan Ribera	2008-11
4.	43	Giuseppe Chiaramonte	1995-97
5.	39	Lance Shebelut	1987-88
	39	Steve Susdorf	2005-08
7.	36	Beau Mills	2005-06
8.	33	Greg Funk	1980-83
9.	32	Pete Dalena	1981-82
10.	30	Derek Feramisco	1995-97

RBI

1.	217	Steve Susdorf	2005-08
2.	200	Todd Johnson	1990-93
3.	185	Tom Mendonca	2007-09
4.	174	Alan Ahmady	2007-09
5.	168	Joe Xavier	1982-85
6.	160	Dusty Robinson	2009-11
7.	157	Giuseppe Chiaramonte	1995-97
8.	156	Danny Muno	2008-11
	156	Brandon Gemoll	1999-01
9.	152	Greg Funk	1980-83
	152	Eddie Zosky	1987-89

STOLEN BASES

1.	164	Tom Goodwin	1987-89
2.	73	Mike Noel	1988-91
3.	71	Fibber Hirayama	1950-52
	71	Ryan Wood	1994-95
5.	54	Eric Fox	1982-83, '85
6.	47	Danny Muno	2008-11
7.	44	Loren Storey	2006-07
8.	43	Bob Donkersley	1951-52
9.	38	Philip Romero	1989-92
10.	36	Aaron Judge	2011-13

WALKS

1.	213	Danny Muno	2008-11
2.	145	Greg Funk	1980-83
3.	132	Joe Xavier	1982-85
4.	123	Mike Noel	1988-91
5.	121	Brad Bennett	1978-80
6.	120	Alan Ahmady	2007-09
7.	116	Matt Curtis	1993-96
8.	113	Austin Guibor	2014-17
9.	108	Aaron Judge	2011-13
10.	107	Todd Johnson	1990-93

TOP 10 CAREER PITCHING LEADERS

WINS

1.	44	John Hoover	1981-84
2.	33	Jeff Weaver	1995-98
3.	32	John Salles	1986-88
	32	Bobby Jones	1989-91
5.	30	Dan Grimm	1971-74
6.	29	Rich Crane	1987-89
	29	Bobby Doig	1954-57
	29	Jon Reelhorn	1987-80
	29	Erik Schullstrom	1988-90
10.	28	Dick Ruthven	1970-72
	28	Rich Bordi	1978-80

SAVES

1.	24	Brandon Burke	1977-78
2.	17	Hans Smith	1981-82
3.	16	Bobby Jones	1983-84
4.	13	Jaime Arias	2017-Present
	13	Tim Borst	2013-16
	13	Bob Jacobsen	1959-61
6.	12	Charlie Robertson	2009-11
7.	11	Jason Breckley	1987-88
8.	10	Shorty Farfan	1985
9.	8	Chad Edwards	2002-05
10.	7	Ben Fritz	2000-02
	7	Bryan Wolfenbarger	2003

ERA (100-199 IP)

1.	1.93	Ray Strable	1968-69
2.	2.11	Tom Sharpe	1967-68
3.	2.28	John Moncier	1970-71
4.	2.36	Mike Noonan	1968-69
5.	2.39	Doug Modrell	1965-66
6.	2.68	Warren Brusstar	1973-74
7.	2.72	Ted Ellis	1955-56
8.	2.80	Bob Stoddard	1977-78
9.	2.82	Rob Emerson	1982-83
10.	3.01	Gary Modrell	1957-58

ERA (200+ IP)

1.	1.52	Dick Ruthven	1970-72
2.	1.94	Truman Clevenger	1951-53
3.	2.27	Ed Hite	1961-63
4.	2.37	Larry Gonsalves	1966-68
5.	2.45	Bobby Jones	1989-91
6.	2.61	Dave Rohm	1976-77
7.	2.64	Bobby Doig	1954-57
8.	2.88	John Hoover	1981-84
9.	2.93	Brad Kelley	1974-77
10.	3.03	Jon Reelhorn	1978-80

COMPLETE GAMES

1.	42*	John Hoover	1981-83
2.	33	John Salles	1986-88
3.	31\$	Jeff Weaver	1995-98
4.	25	Jon Reelhorn	1978-80
5.	23	Bobby Jones	1989-91
6.	22	Rich Bordi	1978-80
	22	Erik Schullstrom	1988-90
8.	21	Tony Herron	1979-81
9.	20	Rich Crane	1987-89
10.	19	Mark Gardner	1984-85

STRIKEOUTS

1.	477	Jeff Weaver	1995-97
2.	411	John Hoover	1981-84
3.	382	Erik Schullstrom	1988-90
4.	372	Dick Ruthven	1970-72
5.	342	Bobby Jones	1989-91
6.	338	John Salles	1986-88
7.	322	Adam Pettyjohn	1996-98
8.	290	Jon Reelhorn	1978-80
9.	282	Steve Wolf	1988-90
10.	281	Mark Gardner	1984-85

INNINGS PITCHED

1.	494	John Hoover	1981-84
2.	449.1	Dan Grimm	1971-74
3.	430	John Salles	1986-88
4.	412.2	Jeff Weaver	1995-98
5.	373.2	Erik Schullstrom	1988-90
6.	359.1	Jon Reelhorn	1978-80
7.	357	Bobby Jones	1989-91
8.	352.2	Rich Bordi	1978-80
9.	322	Rich Crane	1987-89
10.	321.1	Mike Goff	1985-87

WALKS

1.	161	Dick Ruthven	1970-72
2.	146	Bobby Doig	1954-57
3.	143	George Millhorn	1954-57
	143	Justin Wilson	2006-08
5.	134	John Wilson	1981-84
6.	126	Jon Reelhorn	1978-80
7.	123	Erik Schullstrom	1988-90
8.	120	Mark Lohuis	1978-79
9.	119	Tony Herron	1979-81
10.	117	Steve Wolf	1988-90

HITS ALLOWED

1.	467	John Hoover	1981-84
2.	437	John Sallas	1986-88
3.	361	Erik Schullstrom	1988-90
4.	359	Mike Salazar	1990-93
5.	351	Jeff Weaver	1995-98
6.	350	Tom Graham	1997-00
7.	327	Zach Minor	1999-02
8.	319	Mike Goff	1985-87
9.	318	Rich Crane	1987-89
10.	307	Jon Reelhorn	1978-80

+Minimum two seasons

*Indicates NCAA Record

\$ WAC Record

TOP 10 SINGLE SEASON HITTING LEADERS

GAMES

1.	78	Alan Ahmady	2008
	78	Steve Susdorf	2008
	78	Danny Muno	2008
	78	Tom Mendonca	2008
5.	77	Steve Detwiler	2008
	77	Erik Wetzel	2008
7.	71	Gavin Hedstrom	2008
8.	68	Joe Xavier	1984
	68	Carlos Vega	1988
	68	Tom Goodwin	1988
	68	Steve Hosey	1988
	68	Brandon Mitchell	1988
	68	Jeff Mott	1988
	68	Steve Pearce	1988
	68	Lance Shebelut	1988
	68	Giuseppe Chiaramonte	1997
	68	Derrick Levingston	1997

AVG. (MINIMUM 120 AB)

1.	.440	Ron Johnson	1978
2.	.430	Augie Garrido	1961
3.	.422	Mark Hance	1973
4.	.415	Brody Russell	2016
5.	.408	Andrew Dyes	1973
6.	.404	Scott Buss	1984
7.	.401	Lance Shebelut	1988
8.	.397	Terry Pendleton	1982
9.	.388	Steve Vondran	1989
10.	.387	Garrett Weber	2010

AT-BATS

1.	323	Tom Goodwin	1988
2.	311	Erik Wetzel	2008
3.	306	Eddie Zosky	1988
4.	302	Steve Susdorf	2008
5.	296	Joe Hosey	1988
6.	295	Tom Mendonca	2008
	295	Tom Goodwin	1989
8.	291	Steve Pearce	1988
9.	279	Lance Shebelut	1988
10.	288	Alan Ahmady	2008
	288	Danny Muno	2008

RUNS

1.	99	Erik Wetzel	2008
2.	97	Lance Shebelut	1988
3.	87	Tom Goodwin	1988
4.	85	Brandon Mitchell	1988
5.	80	Steve Susdorf	2008
6.	78	Steve Hosey	1988
7.	74	Danny Muno	2009
8.	72	Giuseppe Chiaramonte	1997
9.	71	Jim Flores	1981
10.	68	Scott Buss	1984
	68	Tom Goodwin	1989
	68	Danny Muno	2010

HITS

1.	112	Erik Wetzel	2008
	112	Tom Goodwin	1988
	112	Lance Shebelut	1988
4.	111	Steve Pearce	1988
5.	110	Alan Ahmady	2008
6.	109	Tom Goodwin	1989
7.	108	Steve Hosey	1988
	104	Steven Susdorf	2008
9.	101	Eddie Zosky	1989
10.	99	Scott Buss	1984

DOUBLES

1.	33	Steve Susdorf	2008
2.	28	Derek Feramisco	1997
	27	Richie Robnett	2004
4.	26	Steve Hosey	1988
5.	25	Danny Muno	2009
6.	24	Brandon Mitchell	1988
	24	Derrick Levingston	1997
	24	Anthony Acevedo	1999
10.	23	Joe Xavier	1984
	23	Joe Xavier	1985
	23	Jared Akins	2017

TRIPLES

1.	10	Bob Groth	1970
	10	Eric Fox	1983
3.	9	Brant Brown	1992
4.	8	Walt Napier	1956
	8	Tom Goodwin	1989
6.	7	Bob Donkersley	1952
	7	Eric Fox	1985
8.	Many with 6		

HOME RUNS

1.	32	Lance Shebelut	1988
2.	27	Tom Mendonca	2009
	27	Jordan Ribera	2010
4.	26	Giuseppe Chiaramonte	1997
5.	22	Beau Mills	2005
6.	20	Jim Rothford	1978
7.	19	Randy Asadoor	1983
	19	Tom Mendonca	2008
9.	17	Pete Dalena	1982
10.	16	Dusty Robinson	2011
	16	Dusty Robinson	2010
	16	Dusty Robinson	2009
	16	Simon Tafoya	1998
	16	Mike Burton	1988
	16	Steve Vondran	1988

RBI

1.	94	Lance Shebelut	1988
2.	92	Alan Ahmady	2008
3.	88	Steve Susdorf	2008
4.	78	Tom Mendonca	2009
5.	77	McCarthy Tatum	2019
6.	75	Eddie Zosky	1988
7.	73	Steve Hosey	1988
8.	72	Pete Dalena	1982
	72	Giuseppe Chiaramonte	1997
10.	70	Tom Mendonca	2008

STOLEN BASES

1.	62	Tom Goodwin	1988
2.	61	Tom Goodwin	1989
3.	41	Tom Goodwin	1987
4.	38	Ryan Wood	1994
5.	37	Mike Noel	1991
6.	36	Fibber Hirayama	1951
7.	33	Ryan Wood	1995
8.	32	Fibber Hirayama	1952
9.	31	Eric Fox	1983
10.	27	Vernon Spearman	1991

WALKS

1.	64	Danny Muno	2009
2.	56	Ray Reyes	1978
3.	55	Danny Muno	2008
4.	54	Joe Xavier	1984
	54	Mike Noel	1991
6.	53	Jim Flores	1981
7.	52	Greg Funk	1982
	52	Lance Shebelut	1988
9.	50	Brandon Mitchell	1988
	50	Mike Burton	1989



TOP 10 SINGLE SEASON PITCHING LEADERS

WINS

1.	18	John Hoover	1984
2.	16	Larry Gonsalves	1967
	16	Bobby Jones	1991
	16	Mark Gardner	1985
5.	15	John Salles	1988
	15	Rich Crane	1988
7.	14	Randy Graham	1982
	14	Erik Schullstrom	1988
9.	13	Dick Ruthven	1971
	13	Mike Salazar	1993
	13	Eddie Romero	2006

SAVES

1.	13	Brandon Burke	2008
2.	12	Jaime Arias	2019
	12	Charlie Robertson	2011
4.	11	Bobby Jones	1989
5.	10	Shorty Farfan	1995
6.	9	Hans Smith	2000
7.	8	Tim Borst	2016
	8	Bob Jacobsen	1984
9.	7	Hans Smith	1999
	7	Ben Fritz	2001
	7	Bryan Wolfenbarger	2003

ERA (40-99 IP)

1.	1.13	Dennis Pilati	1966
2.	1.19	Mountie Bedford	1958
3.	1.21	Frank Warren	1958
4.	1.37	Truman Clevenger	1953
5.	1.51	Dick Ruthven	1970
6.	1.54	Brad Kelley	1974
7.	1.58	Garrett Mundell	2014
8.	1.72	Tim Borst	2016
9.	1.74	Ray Strable	1969
10.	1.85	Virgil DeGeorge	1962

ERA (100+ IP)

1.	1.50	Dick Ruthven	1971
2.	1.53	Dick Ruthven	1972
3.	1.59	Larry Gonsalves	1967
4.	1.76	Darrell Gambero	1970
5.	1.79	Greg Gonzalez	2011
6.	1.88	Bobby Jones	1991
7.	2.09	John Hoover	1984
8.	2.16	Ricky Tyler Thomas	2016
9.	2.29	Dave Rohm	1977
10.	2.40	Erik Schullstrom	1988

COMPLETE GAMES

1.	19	John Hoover*	1984
2.	18	Bobby Jones	1991
3.	15	Mark Gardner	1985
	15	John Salles	1988
5.	14	Larry Gonsalves	1967
6.	13	Rob Emerson	1983
7.	12	Tom Minor	1994
	12	Rich Bordi	1979
	12	Randy Graham	1982
	12	Jeff Weaver	1996

STRIKEOUTS

1.	205	John Hoover	1984
2.	187	Mark Gardner	1985
3.	181	Jeff Weaver	1997
4.	171	Dick Ruthven	1971
	171	Steve Wolf	1990
6.	166	Bobby Jones	1991
7.	158	Truman Clevenger	1953
8.	156	Jeff Weaver	1998
9.	153	Dick Ruthven	1972
10.	152	John Salles	1988

INNINGS PITCHED

1.	177.1	John Salles	1988
2.	176.2	John Hoover	1984
3.	172.0	Bobby Jones	1991
4.	168.1	Mark Gardner	1985
5.	160.2	Rich Crane	1988
6.	155.1	Tommy Minor	1994
7.	154.0	Steve Wolf	1990
8.	152.2	Rob Emerson	1983
9.	149.1	Rich Crane	1989
10.	148.0	Jon Reelhorn	1979

BATTERS FACED

1.	677	John Salles	1988
2.	655	Mike Salazar	1993
3.	652	John Hoover	1984
4.	641	Tommy Minor	1994
5.	632	Mark Gardner	1985
6.	623	Rich Crane	1988
7.	596	Jeff Weaver	1997
8.	593	Steve Wolf	1990
9.	589	Bobby Jones	1991
10.	574	Rich Crane	1989

HITS ALLOWED

1.	168	John Salles	1988
2.	159	Mike Salazar	1993
3.	156	Steve Wolf	1990
4.	155	Rich Crane	1988
	155	Kevin Gunther	1995
6.	154	John Salles	1997
7.	149	Tom Graham	1999
8.	148	Tom Minor	1994
	148	Jared Fernandez	1994
10.	147	Mark Gardner	1985
	147	Bob Runyon	2002

*Indicates NCAA Record

YEARLY STATISTICS LEADERS

BATTING AVERAGE			HOME RUNS			HOME RUNS (cont.)			RBI		
Year	Player	Avg.	Year	Player	No.	Year	Player	Avg.	Year	Player	No.
2019	Ashford	.381	2019	Tatum	13	1957	Tsuhako	2	2019	Tatum	77
2018	Ashford	.352	2018	Burks	9		Lester	2	2018	Burks/Arruda/Bins	39
2017	Arruda	.373	2017	Arruda	15		Levaggi	2	2017	Arruda	67
2016	Russell	.415	2016	Arruda	11	1956	Napier	3	2016	Arruda	44
2015	Tempel	.362	2015	Ward	7		Read	3	2015	Ward	42
2014	Luplow	.377		Viers	7	1955	Bennett	2	2014	Luplow	48
2013	Judge	.369	2014	Luplow	9	1954	Phair	3	2013	Judge	36
2012	Garrison	.333	2013	Judge	12	1953	Tucker	7	2012	Wise	40
2011	Judge	.381	2012	Hutcheson	5	1952	Donkersley	6	2011	Robinson	55
2010	Weber	.387	2011	Robinson	16	1951	Bartels	4	2010	Ribera	69
2009	Muno	.379	2010	Ribera	27					Coyle	69
2008	Ahmady	.382	2009	Mendonca	27				2009	Mendonca	78
2007	Wetzel	.346	2008	Mendonca	19				2008	Ahmady	92
2006	Mills	.355	2007	Susdorf	12				2007	Susdorf	68
2005	Moresi	.352	2006	Mills	14				2006	Mills	58
2004	Robnett	.384		Susdorf	14					Vitters	58
2003	Beshears	.351	2005	Mills	22				2005	Mills	63
2002	McGehee	.367	2004	Robnett	13				2004	Robnett	51
2001	Labandeira	.367	2003	Beshears	9				2003	Beshears	38
2000	Gemoll	.367	2002	Fritz	10				2002	Fritz	54
1999	Acevedo	.383	2001	Labandeira	15				2001	Labandeira	68
1998	da Luz	.355	2000	Acevedo	9				2000	Acevedo	56
1997	Fermaisco	.344	1999	Prieto	7				1999	Acevedo	61
1996	Fermaisco	.344	1998	Tafoya	16				1998	Hannah	51
1995	Jo.Freitas	.340	1997	Chiaramonte	26				1997	Chiaramonte	72
1994	Wood	.320	1996	Feramisco	15				1996	Feramisco	60
1993	Thrasher	.364	1995	Chiaramonte	11				1995	Chiaramonte	55
1992	Brown	.355	1994	Judice	9				1994	Renteria	45
1991	Wood	.343	1993	Dandridge	14				1993	Dandridge	59
1990	Johnson	.367	1992	Brown	10				1992	Brown	52
1989	Vondran	.388	1991	Falco	11				1991	Wood	56
1988	Shebelut	.401	1990	Borgese	10				1990	Johnson	56
1987	Bates	.373	1989	Burton	12				1989	Vondran	67
1986	Bates	.368	1988	Shebelut	32				1988	Shebelut	94
1985	Cain	.357	1987	Shebelut	7				1987	Bates	55
1984	Buss	.404	1986	Stark	10				1986	Bates	42
1983	Fox	.363	1985	Bafia	11					Stark	42
1982	Pendleton	.397	1984	Soares	9				1985	Xavier	56
1981	Dalena	.371		Cantelmo	9				1984	Buss	54
1980	Bagley	.349	1983	Asadoor	19				1983	Asadoor	68
1979	Garcia	.306	1982	Dalena	17				1982	Dalena	72
1978	Johnson	.440	1981	Dalena	15				1981	Dalena	64
1977	Johnson	.333	1980	Westmoreland	10				1980	Bagley	41
1976	Garcia	.369	1979	Gladden	11				1979	Gladden	53
1975	Dinges	.287	1978	Rothford	20				1978	Rothford	67
1974	Moore	.324	1977	Johnson	10				1977	Johnson	42
1973	Hance	.422	1976	Frazer	5				1976	Garcia	35
1972	Prieto	.340	1975	Prieto	5				1975	Prieto	27
1971	Jones	.325	1974	Burton	5				1974	Burton	37
1970	Groth	.302	1973	LaBare	6				1973	Hance	46
1969	Harrington	.333	1972	Wolfe	12				1972	Wolfe	31
1968	Robison	.338	1971	Wolfe	6				1971	Wolfe	35
1967	Peracchi	.365	1970	Harrington	5				1970	Groth	32
1966	Peracchi	.364	1969	Harrington	5				1969	Mello	23
1965	Miyamoto	.321	1968	Brown	9				1968	Brown	33
1964	Mastagni	.375	1967	Peracchi	7				1967	Suckut	31
1963	Hashimoto	.344		Perruchon	7				1966	Pollard	25
1962	Banderas	.398	1966	Pollard	5				1965	Mastagni	19
1961	Garrido	.430	1965	Pierini	3					Schanze	19
1960	Paull	.346	1964	Mastagni	1				1964	Williams	22
1959	Garrido	.336	1963	Hashimoto	3				1963	Bledsoe	26
1958	Cameron	.388		Williams	3				1962	Schiller	26
1957	White	.342		Wolfsberger	3				1961	Garrido	37
1956	McMahon	.372		Jacobsen	3				1960	Paull	29
1955	Zivanich	.346	1962	Dollar	3				1959	White	32
1954	Petersen	.357		Bledsoe	3				1958	Martin	31
1953	Petersen	.376		Schiller	3				1957	Lester	21
1952	Bartels	.340	1961	Schiller	11				1956	Read	33
1951	George	.333	1960	Busch	3				1955	Bennett	21
				Murphy	3				1954	Petersen	27
			1959	Fischer	5				1953	Tucker	34
			1958	Murphy	3				1952	Donkersley	41



YEARLY STATISTICS LEADERS

WINS			WINS (cont.)			EARNED RUN AVG			STRIKEOUTS		
Year	Player	No.	Year	Player	No.	Year	Player	ERA	Year	Player	No.
2019	Jensen	12	1958	Warren	6	2019	Jensen	2.88	2019	Jensen	107
2018	Gonzalez	8	1957	Doig	9	(min. 1 IP per team game)			2018	Gonzalez	110
2017	Thomas	8	1956	Doig	10	2018	Gonzalez	2.84	2017	Thomas	100
2016	Lambert	10	1955	Hannah	7	2017	Schlichtholz	4.82	2016	Thomas	108
2015	Shull	5	1954	Doig	5	2016	Thomas	2.16	2015	Mundell	53
2014	Brink	5	1953	Clevenger	10	2015	Shull	1.90	2014	Borst	65
2013	Brink	4	1952	Bolger	11	2014	Brink	2.87	2013	Brink	65
	Velazquez	4	1951	Barnett	11	2013	Brink	3.92	2012	Haley	94
2012	Harlan	7				2012	Harlan	2.78	2011	Gonzalez	124
	Harley	7				2011	Stiglich	1.79	2010	Gonzalez	73
2011	Gonzalez	11				(sorted by top ERA at the end of season)			2009	Sprague	67
2010	Gonzalez	8				2010	Bonesteel	3.58	2008	Scheppers	109
2009	Sprague	7				2009	Sprague	4.20	2007	Wilson	105
2008	Wilson	9				2008	Scheppers	2.93	2006	Underwood	110
2007	Allison	10				2007	Hower	3.05	2005	Garza	120
2006	Romero	13				2006	Underwood	3.40	2004	Garza	77
2005	Fister	7				2005	Garza	3.07	2003	Wolfbarger	54
2004	Garza	6				2004	Garza	4.90		Smith	54
2003	Smith	8				2003	Smith	4.26	2002	Runyon	119
2002	Runyon	10				2002	Fritz	3.24	2001	Runyon	93
2001	Runyon	10				2001	Moran	3.09	2000	Graham	76
2000	Smith	8				2000	Smith	2.56	1999	Graham	102
1999	Graham	8				1999	Smith	4.48	1998	Weaver	156
1998	Weaver	10				1998	Weaver	2.98	1997	Weaver	181
1997	Weaver	11				1997	Rowe	3.57	1996	Weaver	136
1996	Weaver	12				1996	Weaver	2.51	1995	Behn	116
1995	Gunther	12				1995	Donnelly	2.98	1994	Minor	105
1994	Minor	11				1994	Behn	2.87	1993	Salazar	131
	Fernandez	11				1993	Fernandez	3.54	1992	Patterson	122
1993	Salazar	13				1992	Soderstrom	3.07	1991	Jones	166
1992	Patterson	12				1991	Jones	1.88	1990	Wolf	171
1991	Jones	16				1990	Grewal	3.08	1989	Crane	128
1990	Grewal	10				1989	Jones	2.15	1988	Salles	152
1989	Crane	12				1988	Schullstrom	2.40	1987	Salles	113
1988	Salles	15				1987	Salles	3.98	1986	Goff	98
	Crane	15				1986	Goff	3.38	1985	Gardner	187
1987	Salles	10				1985	Crew	2.86	1984	Hoover	205
1986	Goff	11				1984	Hoover	2.09	1983	Emerson	116
1985	Gardner	16				1983	Emerson	2.77	1982	Graham	82
1984	Hoover	18				1982	Jacobsen	2.77	1981	Herron	79
1983	Emerson	12				1981	Hoover	2.90	1980	Bordi	107
1982	Graham	14				1980	Gladden	2.49	1979	Reelhorn	116
1981	Hoover	12				1979	Herron	2.43	1978	Lohuis	118
1980	Herron	12				1978	Stoddard	3.42	1977	Collins	74
1979	Bordi	12				1977	Abney	1.38	1976	Rohm	54
1978	Lohuis	11				1976	Rohm	2.69	1975	Starling	86
1977	Rohm	9				1975	Miller	2.25	1974	Grimm	95
1976	Rohm	8				1974	Kelley	1.54	1973	Grimm	96
1975	Starling	8				1973	Brusstar	2.44	1972	Ruthven	153
1974	Grimm	10				1972	Ruthven	1.53	1971	Ruthven	171
1973	Duncan	8				1971	Ruthven	1.50	1970	Gambero	97
	Grimm	8				1970	Ruthven	1.51	1969	Strable	56
1972	Ruthven	10				1969	Strable	1.74	1968	Noonan	62
1971	Ruthven	13				1968	Noonan	2.41	1967	Gonsalves	104
1970	Gambero	9				1967	Gonsalves	1.59	1966	Stephen	128
1969	Harkness	5				1966	Pilati	1.13	1965	Pierini	93
1968	Noonan	7				1965	Modrell	1.94	1964	Sinnott	74
1967	Gonsalves	16				1964	Doyle	1.35	1963	Hite	130
1966	Stephen	9				1963	Hite	2.12	1962	Hite	53
1965	Pierini	6				1962	DeGeorge	1.84	1961	Graves	83
1964	Shaves	7				1961	Graves	2.44	1960	Vegely	51
1963	Hite	8				1960	Casey	2.83	1959	N/A	--
	Hoover	8				1959	N/A		1958	Warren	63
1962	Hoover	5				1958	Bedford	1.19	1957	Millhorn	75
	DeGeorge	5				1957	Doig	2.21	1956	Doig	93
1961	Graves	10				1956	Doig	2.54	1955	Hannah	62
1960	Vegely	6				1955	Hannah	1.91	1954	Wills	76
1959	Gregory	12				1954	Doig	2.88	1953	Clevenger	158
						1953	Clevenger	1.37	1952	Bolger	84
						1952	Bolger	2.25	1951	Barnett	140
						1951	Abbott	2.21			

BULLDOGS IN THE NCAA RECORD BOOK

INDIVIDUAL RECORDS

BATTING - SINGLE GAME

Category	Player	No.	Date	Opponent	Rank
At-Bats	Brennan Gowens	11	3/26/11	San Diego	1st

BATTING - SINGLE SEASON

Category	Player	No.	Date	Rank
Strikeouts	Tom Mendonca	99	2008	1st
Doubles	Steve Susdorf	33	2008	T-9th
Home Runs	Lance Shebelut	32	1988	T-13th

PITCHING - SINGLE SEASON

Category	Player	No.	Date	Rank
Games Started	John Salles	23	1988	T-2nd
Complete Games	John Hoover	19	1984	1st
Complete Games	Bobby Jones	18	1991	2nd
Innings Pitched	John Salles	177.1	1988	3rd
Innings Pitched	John Hoover	176.2	1984	4th
Innings Pitched	Bobby Jones	172.0	1991	8th
Strikeouts	John Hoover	205	1984	10th

BATTING - CAREER

Category	Player	No.	Date	Rank
Stolen Bases	Tom Goodwin	164	1987-89	T-9th

PITCHING - CAREER

Category	Player	No.	Date	Rank
Games Started	John Hoover	64	1981-84	T-15th
Complete Games	John Hoover	42	1981-84	1st
Innings	John Hoover	494.0	1981-84	4th

FIELDING - CAREER

Category	Player	No.	Date	Rank
Putouts	Todd Johnson	1,648	1990-93	20th
Assists	Ben Reynoso	783	1993-96	2nd

OTHER

Category	Player	Games	Length	Rank
Hitting Streak	Josh Hannah	38	2/26-5/25/97	T-13th

Perfect Game Larry Gonsalves vs. Cal Poly 1967 **

** 24 perfect games have been recorded by an NCAA D1 player since 1957, Gonsalves is one of 24.

END OF SEASON INDIVIDUAL NCAA CHAMPIONS

ANNUAL INDIVIDUAL CHAMPIONS

Category	Player	No.	Date
Hits	Tom Goodwin	112	1988
	Lance Shebelut	112	1988
Runs	Erik Wetzel	99	2008
Doubles	Steve Susdorf	33	2008
Triples	Bob Groth	10	1970
	Eric Fox	10	1983
Home Runs	Jordan Ribera	27	2010
Total Bases	Lance Shebelut	226	1988
Stolen Bases	Tom Goodwin	62	1988
	Tom Goodwin	61	1989
Strikeouts	Dick Ruthven	171	1971
	John Hoover	205	1984
	Steve Wolf	171	1990
	Bobby Jones	166	1991
	Jeff Weaver	181	1997
Wins	Leroy Gregory	12	1959
	John Hoover	18	1984

BULLDOGS IN THE NCAA RECORD BOOK

SINGLE-GAME TEAM RECORDS

BATTING - HITS

<i>Team/Opponent</i>	<i>No.</i>	<i>Date</i>	<i>Rank</i>
Fresno State (vs. New Mexico)	36	4/1/1999	T-5th

BATTING - HITS, BOTH TEAMS

<i>Team/Opponent</i>	<i>No.</i>	<i>Date</i>	<i>Rank</i>
Fresno State (36), New Mexico (32)	68	4/1/1999	1st
Fresno State (32), Nevada (21)	53	4/25/1982	5th

BATTING - CONSECUTIVE HITS

<i>Team/Opponent</i>	<i>No.</i>	<i>Date</i>	<i>Rank</i>
Fresno State (vs. Cal Poly - 1st inn.)	9	4/15/1995	T-3rd

BATTING - AT-BATS

<i>Team/Opponent</i>	<i>No.</i>	<i>Date</i>	<i>Rank</i>
Fresno State (vs. San Diego)	81	3/26/2011	T-2nd

BATTING - AT-BATS, BOTH TEAMS

<i>Team/Opponent</i>	<i>No.</i>	<i>Date</i>	<i>Rank</i>
Fresno State (81) vs. San Diego (81)	186	3/26/2011	2nd

BATTING - PLATE APPEARANCES

<i>Team/Opponent</i>	<i>No.</i>	<i>Date</i>	<i>Rank</i>
Fresno State (vs. San Diego)	93	3/26/11	T-2nd

BATTING - PLATE APPEARANCES, BOTH TEAMS

<i>Team/Opponent</i>	<i>No.</i>	<i>Date</i>	<i>Rank</i>
Fresno State (93) vs. San Diego (93)	186	3/26/2011	2nd

BATTING - DOUBLES, BOTH TEAMS

<i>Team/Opponent</i>	<i>No.</i>	<i>Date</i>	<i>Rank</i>
New Mexico (8), Fresno State (6)	14	4/1/1999	T-6th

BATTING - HOME RUNS, BOTH TEAMS

<i>Team/Opponent</i>	<i>No.</i>	<i>Date</i>	<i>Rank</i>
Cal State Northridge (13)	14	3/2/1996	T-7th
Fresno State (1)			

BATTING - RUNS, LOSING TEAM

<i>Team/Opponent</i>	<i>No.</i>	<i>Date</i>	<i>Rank</i>
Fresno State (vs. New Mexico)	26	4/1/1999	T-2nd

<i>Team/Opponent</i>	<i>No.</i>	<i>Date</i>	<i>Rank</i>
Fresno State (vs. San Diego)	101	3/26/2011	T-3rd

FIELDING - TOTAL CHANCES, BOTH TEAMS

<i>Team/Opponent</i>	<i>No.</i>	<i>Date</i>	<i>Rank</i>
Fresno State (vs. San Diego)	187	3/26/2011	T-4th

FIELDING - PUTOUTS

<i>Team/Opponent</i>	<i>No.</i>	<i>Date</i>	<i>Rank</i>
Fresno State (vs. San Diego)	66	3/26/2011	T-3rd

FIELDING - ASSISTS

<i>Team/Opponent</i>	<i>No.</i>	<i>Date</i>	<i>Rank</i>
Fresno State (vs. San Diego)	33	3/26/11	T-4th

FIELDING - ASSISTS, BOTH TEAMS

<i>Team/Opponent</i>	<i>No.</i>	<i>Date</i>	<i>Rank</i>
Fresno State (vs. San Diego)	51	3/26/11	10th

PITCHING - STRIKEOUTS

<i>Team/Opponent</i>	<i>No.</i>	<i>Date</i>	<i>Rank</i>
Fresno State (vs. UC Riverside)	29	2/24/17	2nd
Fresno State (vs. Louisiana Tech)	23	5/2/2003	T-7th

MISCELLANEOUS

<i>Category</i>	<i>No.</i>	<i>Date</i>	<i>Rank</i>
Longest Game, Innings	22	3/26/2011 vs. SD	T-3rd
Longest Winning Streak	32	3/9/88-5/3/88	T-4th

END OF SEASON ANNUAL NCAA TEAM CHAMPIONS

Batting Average	.350	1988
Total Bases	1,492	1988
Double Plays	76	2008

FIELDING - TOTAL CHANCES



ALL-AMERICAN SELECTIONS

AMERICAN BASEBALL COACHES ASSOCIATION

<i>Year</i>	<i>Player</i>	<i>Team</i>
1951	Don Barnett, P	1st
1967	Larry Gonsalves, P	1st
1972	Dick Ruthven, P	1st
1978	Ron Johnson, 1B	1st
1981	Pete Dalena, DH	3rd
1982	Randy Graham, P	1st
	Terry Pendleton, OF	3rd
1983	Eric Fox, OF	2nd
1984	John Hoover, P	1st
	Scott Buss, OF	3rd
1985	Mark Gardner, P	2nd
1988	Tom Goodwin, OF	1st
	John Salles, P	1st
	Lance Shebelut, 1B	1st
	Steve Pearse, 2B	3rd
1989	Tom Goodwin, OF	1st
	Eddie Zosky, SS	1st
1991	Bobby Jones, P	1st
	Jason Wood, SS	3rd
1992	Brant Brown, 1B	2nd
1996	Jeff Weaver, P	3rd
1997	Giuseppe Chiaramonte, C	1st
1998	Jeff Weaver, P	2nd
2004	Richie Robnett, OF	2nd
2009	Tom Mendonca, 3B	3rd
2010	Jordan Ribera, 1B	2nd
2011	Dusty Robinson, OF	3rd
2013	Aaron Judge, OF	3rd
2014	Jordan Luplow, OF	2nd
2019	Ryan Jensen, P	2nd

COLLEGIATE BASEBALL NEWSPAPER

<i>Year</i>	<i>Player</i>	<i>Team</i>
1989	Tom Goodwin, OF	1st
	Eddie Zosky, SS	1st
1991	Bobby Jones, P	1st
1997	Giuseppe Chiaramonte, C	1st
1998	Jeff Weaver, P	1st
2001	Josh Labandeira, SS	3rd
2002	Ben Fritz, P	2nd
2004	Richie Robnett, OF	2nd
2008	Tanner Scheppers, P	3rd
	Steve Susdorf, OF	2nd
2009	Tom Mendonca, 3B	2nd
2010	Jordan Ribera, 1B	2nd
2011	Greg Gonzalez, P	1st
	Dusty Robinson, OF	3rd
2014	Jordan Luplow, OF	3rd
2019	Ryan Jensen, P	2nd
	McCarthy Tatum, 3B	3rd
	Jaime Arias, P	3rd

BASEBALL AMERICA MAGAZINE

<i>Year</i>	<i>Player</i>	<i>Team</i>
1981	John Hoover, P	HM
1982	Randy Graham, P	1st
	Terry Pendleton, OF	3rd
1984	John Hoover, P	1st
1985	Mark Gardner, P	2nd
1988	Tom Goodwin, OF	1st
	Lance Shebelut, 1B	1st
	John Salles, P	2nd
	Rich Crane, P	3rd
	Steve Hosey, OF	3rd
1989	Tom Goodwin, OF	1st
	Eddie Zosky, SS	1st
	Rich Crane, P	2nd
1991	Bobby Jones, P	1st
1996	Jeff Weaver, P	2nd
1997	Jeff Weaver, P	1st
	Giuseppe Chiaramonte, C	2nd
1998	Jeff Weaver, P	2nd
2002	Ben Fritz, P	2nd
2004	Richie Robnett, OF	2nd
2009	Tom Mendonca, 3B	3rd
2011	Greg Gonzalez, P	2nd
	Dusty Robinson, OF	3rd
2014	Jordan Luplow, OF	2nd
2019	Zach Ashford	3rd

NATIONAL COLLEGIATE BASEBALL WRITERS ASSOCIATION

<i>Year</i>	<i>Player</i>	<i>Team</i>
1993	Todd Johnson, C	2nd
1994	Tommy Minor, P	3rd
1996	Jeff Weaver, P	1st
1997	Jeff Weaver, P	1st
	Giuseppe Chiaramonte, C	1st
1998	Jeff Weaver, P	1st
1999	Anthony Acevedo, OF	HM
2000	Hans Smith, P	2nd
2008	Steve Susdorf, OF	3rd
2009	Tom Mendonca, 3B	1st
2010	Jordan Ribera, 1B	2nd
2011	Greg Gonzalez, P	1st
2013	Aaron Judge, OF	3rd

THE SPORTING NEWS

<i>Year</i>	<i>Player</i>	<i>Team</i>
1972	Dick Ruthven, P	1st
1989	Tom Goodwin, OF	1st
	Eddie Zosky, SS	1st

COLLEGIATE BASEBALL INSIDER

<i>Year</i>	<i>Player</i>	<i>Team</i>
2011	Greg Gonzalez, P	1st
	Dusty Robinson, OF	HM

PERFECT GAME

<i>Year</i>	<i>Player</i>	<i>Team</i>
2014	Jordan Luplow, OF	2nd

FRESHMAN ALL-AMERICAN - BASEBALL AMERICA MAGAZINE

<i>Year</i>	<i>Player</i>	<i>Team</i>
1986	John Salles, P	2nd
1987	Tom Goodwin, OF	2nd
1988	Erik Schullstrom, P	1st
1989	Bobby Jones, P	1st
1990	Todd Johnson, C	1st
1996	Jeff Weaver, P	1st
1997	Casey Rowe, P	1st
2001	Casey McGehee, OF	HM
2005	Beau Mills, 3B	1st
2009	Dusty Robinson, OF	2nd

FRESHMAN ALL-AMERICAN - COLLEGIATE BASEBALL NEWSPAPER

<i>Year</i>	<i>Player</i>	<i>Team</i>
1990	Todd Johnson, C	1st
1995	Giuseppe Chiaramonte, C	1st
1996	Jeff Weaver, P	1st
1997	Casey Rowe, P	1st
1999	Tom Creighton, 2B	HM
2000	Mike Hernandez, P	HM
2004	Nick Moresi, OF	1st
	Chrisian Vitters, 3B	1st
2005	Beau Mills, 3B	1st
2006	Erik Wetzel, 2B	1st
2011	Aaron Judge, OF	1st
2013	Blake Quinn, RHP	1st
2017	Carter Bins, C	1st
2018	Jaime Arias, LHP	1st



NATIONAL HONORS

NCAA COACH OF THE YEAR

(Selected by The Sporting News)

1988 Bob Bennett

NATIONAL COLLEGIATE BASEBALL WRITERS ASSOCIATION COACH OF THE YEAR

2008 Mike Batesole

COLLEGIATE BASEBALL MAGAZINE COACH OF THE YEAR

2008 Mike Batesole

NCAA PLAYER OF THE YEAR

(Selected by Collegiate Baseball)

1991 Bobby Jones, P

NCAA PITCHER OF THE YEAR

(Selected by Baseball America)

1984 John Hoover, P

NATIONAL COLLEGIATE BASEBALL WRITERS ASSOCIATION PLAYER OF THE WEEK

March 30, 2008 Alan Ahmady

April 13, 2010 Greg Gonzalez

COLLEGE BASEBALL 360.COM NATIONAL PLAYER OF THE WEEK

Feb. 24, 2010 Jordan Ribera

LOUISVILLE SLUGGER NATIONAL PLAYER OF THE WEEK

April 13, 2010 Greg Gonzalez

Feb. 24, 2010 Dusty Robinson

Feb. 24, 2010 Tyler Linehan

GOLDEN SPIKES AWARD FINALISTS

1984 John Hoover, P

1989 Tom Goodwin, OF

1991 Bobby Jones, P

GREG OLSON AWARD FINALIST

2014 Jordan Luplow, OF

ACADEMIC ALL-AMERICAN OF THE YEAR

(Selected by CoSIDA)

1994 Tommy Minor, P

ACADEMIC ALL-AMERICAN

(Selected by CoSIDA)

1984 Jim Davis, C, HM

1992 Philip Romero, 2B, 3rd

1993 Tommy Minor, IF/P, 1st

1994 Tommy Minor, P, 1st

1998 Joe Gerber, OF, 2nd

2008 Steve Susdorf, OF, 2nd

ALL-WEST REGION

(First-Team Selections)

1951 Don Barnett, P

1952 Franny Oneto, 2B

1959 Leroy Gregory, P

Augie Garrido, OF

1962 Terry Banderas, OF

1967 Larry Gonsalves, P

Don Peracchi, 1B

1972 Dick Ruthven, P

Larry Prieto, 2B

1978 Ron Johnson, 1B

Jim Rothford, C

1979 Brad Bennett, OF

1980 Brad Bennett, OF

Rich Bordi, P

1981 Pete Dalena, DH

John Hoover, P

1982 Randy Graham, P

Terry Pendleton, OF

Greg Funk, 2B

Tim Thiessen, SS

1983 Randy Asadoor, 3B

Rob Emerson, P

Eric Fox, OF

1984 John Hoover, P

Scott Buss, OF

1985 Mark Gardner, P

1988 Tom Goodwin, OF

Steve Pearse, 2B

John Salles, P

Lance Shebelut, 1B

Eddie Zosky, SS

1989 Tom Goodwin, OF

Eddie Zosky, SS

1990 Bobby Jones, P

1991 Bobby Jones, P

Jason Wood, SS

1992 Brant Brown, 1B

1995 Kevin Gunther, P

1996 Jeff Weaver, P

1997 Jeff Weaver, P

Giuseppe Chiamonte, C

1998 Jeff Weaver, P

2004 Richie Robnett, OF

2005 Beau Mills, 3B

Nick Moresi, OF

2011 Greg Gonzalez, P

2014 Jordan Luplow, OF

2017 Aaron Arruda, 1B

2019 Ryan Jensen, P

Nolan Dempsey, 2B



ALL-CONFERENCE SELECTIONS

ALL-CCAA

(First-Team Selections)

1941	Stewart Bachetelle, P Angelo Petropulos, P Chester Steinhauer, 2B Findley Upton, OF
1942	Jack Kelley, OF Leonard Masini, UT Chester Schmidt, P
1946	George Abo, P Ollie Bidwell, OF Marty Kreig, UT Angelo Petropulos, 3B Adolph Pierini, 3B Mervin Salwasser, 1B
1947	Bill Hansen, 1B Earl Smith, P
1948	Bill Hansen, 1B
1949	Galen Bowman, OF
1950	Don Abbott, C Don Barnett, P Fibber Hirayama, UT Art Shahzade, OF
1951	Fred Bartels, 1B Don Barnett, P Bob Donkersley, SS Fibber Hirayama, OF Franny Oneto, 2B
1952	Fibber Hirayama, OF
1953	Bob Bennett, C Truman Clevenger, P Fred Sommers, SS Len Tucker, OF Ted Willis, Jr., P
1954	Bob Bennett, C Ted Willis, Jr., P
1955	Ted Ellis, P Don Farris, P Jack Hannah, P Jim Knerr, 3B-SS Tony Levaggi, OF J.D. Petersen, UT Roy Zivanich, OF
1956	Bob Doig, P Ted Ellis, P Jim Knerr, 3B-SS Walt Napier, OF Joe Pedrazzini, 1B George Read, OF
1957	Bob Doig, P Jim Kneer, SS Joe Pedrazzini, 1B
1958	Mark Cameron, C Dorman Martin, OF Gary Modrell, P
1959	Leroy Gregory, P

Jim Lester, 3B

Mike Mathiesen, SS

Jerry White, 2B

1960	James Garrett, C Augie Garrido, OF Ed Vegely, P
------	---

1961	Bob Bonomini, 2B Stan Busch, OF Bert Dollar, C Augie Garrido, OF Gene Graves, P Bob Paull, SS Terry Tackett, P
------	--

1962	Terry Banderas, OF Bob Bonomini, 2B Ron Schiller, 1B
------	--

1963	Frank Hashimoto, OF Ed Hite, P Jim Williams, SS
------	---

1964	Phil Mastagni, OF Jim Williams, SS
------	---------------------------------------

1965	Rick Pierini, P Katsu Shitanishi, 2B
------	---

1966	Wayne McGhee, C Buz Stephens, P
------	------------------------------------

1967	Larry Gonsalves, P Buzz Nitschke, C Don Peracchi, OF/INF Tom Sharpe, P Al Suckut, OF
------	--

1968	Jerry Robison, 2B
------	-------------------

1969	Dave Schmidt, SS
------	------------------

ALL-PCAA

(First-Team Selections)

1970	Darrell Gambero, P Bob Groth, OF
1971	Allen Jones, OF Dick Ruthven, P Scott Wolfe, 2B
1972	Larry Prieto, 2B Dick Ruthven, P
1973	Andrew Dyes, OF Dan Grimm, P Mark Hance, 3B
1974	Bob Felts, 2B Dan Grimm, P
1976	Fernando Garcia, 1B Ron Myers, OF

ALL-NBCA

(First-Team Selections)

1977	Ron Johnson, 1B Ron Mehlhoff, SS Ron Myers, OF Dave Rohm, P
------	--

1978	Ron Johnson, 1B Tim Painton, OF Jim Rothford, DH
------	--

1979	Brad Bennett, OF Rich Bordi, P Jim Flores, SS Frank Garcia, 3B Dan Gladden, DH Jon Reelhorn, P
------	---

1980	Kip Bagley, DH Brad Bennett, OF Rich Bordi, P Tony Herron, P Tom McCormick, 2B Jon Reelhorn, P John Westmoreland, C
------	---

1981	Ray O'Canto, OF Kevin Coughlon, OF Jim Flores, SS Tim Thiessen, 3B Pete Dalena, DH John Hoover, P
------	--

1982	Pete Dalena, 1B Greg Funk, 2B Randy Graham, P Terry Pendleton, OF Tim Thiessen, SS
------	--

1983	Randy Asadoor, 3B Vince Barger, P Rob Emerson, P Eric Fox, OF Kurt Walker, P
------	--

1984	Vince Barger, P Scott Buss, OF Tony Cantelmo, OF Mark Gardner, P John Hoover, P Todd Soares, DH Joe Xavier, SS
------	--



ALL-CONFERENCE SELECTIONS

ALL-BIG WEST

<i>Year</i>	<i>Name</i>	<i>Team</i>
1985	Mike Gardner, P	1st
	Ken Crew, P	1st
	Robert Bafia, 3B	2nd
	Joe Xavier, SS	2nd
	Cal Cain, OF	2nd
	Mike Goff, P	2nd
1986	Mike Goff, P	1st
	Steve Bates, OF	2nd
1987	Steve Bates, OF	1st
	Eddie Zosky, 3B	2nd
	Tom Goodwin, DH	2nd
	Brandon Mitchell, OF	2nd
1988	Lance Shebelut, 1B	1st
	Steve Pearse, 2B	1st
	Eddie Zosky, SS	1st
	Tom Goodwin, OF	1st
	Steve Hose, OF	1st
	Rich Crane, SP	1st
	John Salles, SP	1st
	Erik Schullstrom, SP	1st
	Jeff Mott, OF	2nd
1989	Rich Crane, P	1st
	Tom Goodwin, OF	1st
	Bobby Jones, P	1st
	Eddie Zosky, SS	1st
	Steve Vondran, C	2nd
	Mike Burton, 1B	2nd
	Erik Schullstrom, SP	2nd
1990	Todd Johnson, C	1st
	Bobby Jones, P	1st
	Steve Wolf, P	1st
1991	Todd Johnson, UT	1st
	Bobby Jones, P	1st
	Jason Wood, SS	1st
	Phil Romero, 2B	2nd
	Mike Noel, OF	2nd
1992	Brant Brown, 1B	1st
	Todd Johnson, C	1st
	Gary McNamara, OF	2nd
	Jim Patterson, SP	2nd
	Steve Soderstrom, SP	2nd

ALL-WAC

<i>Year</i>	<i>Name</i>	<i>Team</i>
1993	Todd Johnson, C	1st
	Gary McNamara, OF	1st
	Mike Salazar, P	1st
1994	Tommy Minor, P	1st
	Jared Fernandez, P	1st
1995	Kevin Gunther, P	1st
	Brendan Behn, P	1st
	Matt Curtis, C	1st
	Joe Freitas, OF	1st
1996	Derek Feramisco, OF	1st

	Ben Reynoso, SS	1st
	Jeff Weaver, P	1st
1997	Giuseppe Chiaramonte, C	1st
	Jeff Weaver, P	1st
	Derek Feramisco, OF	2nd
1998	Jeff Weaver, P	1st
1999	Anthony Acevedo, OF	1st
2000	Anthony Acevedo, OF	1st
	Nick Garcia, 3B	1st
	Brandon Gemoll, 1B	1st
	Hans Smith, P	1st
	Mike Bowlin, OF	2nd
2001	Josh Labandeira, SS	1st
	Brad Harper, C	1st
	Brandon Gemoll, 1B	2nd
	Oscar Lopez, 2B	2nd
	Casey McGehee, OF	2nd
	Bob Runyon, SP	2nd
2002	Ben Fritz, P/UT	1st
	Casey McGehee, 3B	1st
	Chris Patrick, SS	2nd
2003	Scott Beshears, OF	1st
	Chris Patrick, SS	1st
	Ryan Haag, 2B	2nd
	Casey McGehee, 3B	2nd
	Cody Smith, SP	2nd
2004	David Gomez, DH	1st
	Ryan Haag, 2B	1st
	Richie Robnett, OF	1st
	Christian Vitters, 3B	1st
	Brandon Marcelli, C	2nd
	Chris Patrick, SS	2nd
	Nick Moresi, OF	2nd
	Matt Garza, SP	2nd
2005	Nick Moresi, OF	1st
	Matt Garza, P	1st
	Beau Mills, 3B	1st
	Rudy Quinonez, P	1st
	Chase Moore, OF	2nd
2006	Doug Fister, SP	1st
	Beau Mills, 3B	1st
	Loren Storey, OF	1st
	Steve Susdorf, DH	1st
	Andy Underwood, P	1st
	Christian Vitters, SS	1st
	Erik Wetzel, 2B	1st
	Kent Sakamoto, 1B	2nd
	Brian Lapin, OF	2nd
	Eddie Romero, SP	2nd
2007	Danny Grubb, C	1st
	Tanner Scheppers, P	1st
	Loren Story, OF	1st
	Steve Susdorf, OF	1st
	Erik Wetzel, 2B	1st
	Justin Wilson, P	1st
	Clayton Allison, SP	2nd

	Brandon Burke, RP	2nd
2008	Steve Susdorf, OF	1st
	Alan Ahmady, IF	1st
	Erik Wetzel, IF	1st
	Tanner Scheppers, P	1st
	Brandon Burke, P	1st
2009	Tom Mendonca, 3B	1st
	Danny Muno, 2B	1st
	Dusty Robinson, OF	1st
	Holden Sprague, RHP	1st
2010	Bobby Coyle, DH	1st
	Greg Gonzalez, RHP	1st
	Jordan Ribera, 1B	1st
	Dusty Robinson, OF	1st
	Danny Muno, 2B	2nd
	Garrett Weber, SS	2nd
	Josh Poytress, SP	2nd
2011	Greg Gonzalez, SP	1st
	Aaron Judge, OF	1st
	Danny Muno, 3B	1st
	Jordan Ribera, 1B	1st
	Dusty Robinson, OF	1st
	Garrett Weber, SS	1st
	Austin Wynns, C	1st
	Brennan Gowens, OF	2nd
	Josh Poytress, SP	2nd
2012	Aaron Judge, OF	1st
	Kenny Wise, OF/DH	1st
	Trent Garrison, 1B	2nd
	Patrick Hutcheson, 2B	2nd
	Jake Alvarez, 3B	2nd
	Justin Haley, RHP	2nd
	Thomas Harlen, LHP	2nd

ALL-MOUNTAIN WEST

<i>Year</i>	<i>Name</i>	<i>Team</i>
2013	Aaron Judge, OF	1st
	Chris Mariscal, IF	2nd
	Blake Quinn, RHP	2nd
2014	Jordan Luplow, OF	1st
	Taylor Ward, C	2nd
2015	Taylor Ward, C	1st
	Taylor Tempel, OF	1st
	Garrett Mundell, P	1st
	Austin Guibor, OF	2nd
	Jake Shull, P	2nd
2016	Jimmy Lambert, P	1st
	Ricky Tyler Thomas, P	1st
	Aaron Arruda, INF	1st
	Brody Russell, OF	1st
	Jake Stone, OF	2nd
	Tim Borst, P	2nd
	Rickey Ramirez, P	2nd
	Scott Silva, INF	2nd
2017	Ricky Tyler Thomas, P	1st
	Aaron Arruda, INF	1st



TOP CONFERENCE HONORS

2017	Jesse Medrano, INF	1st
	Scott Silva, INF	2nd
	Jake Stone, OF	2nd
	Edgar Gonzalez, P	2nd
2018	Edgar Gonzalez, P	1st
	Korby Batesole, INF	2nd
	Zach Ashford, OF	2nd
2019	Ryan Jensen, P	1st
	McCarthy Tatum, INF	1st
	Zach Ashford, OF	1st
	JT Arruda, INF	1st
	Nolan Dempsey, INF	1st
	Jaime Arias, P	1st
	Davis Moore, P	2nd
	Carter Bins, C	2nd

PLAYER OF THE YEAR

1972	Dick Ruthven, P	PCAA
1973	Mark Hance, 3B	PCAA
1977	Ron Johnson, 1B	NCBA
1978	Ron Johnson, 1B	NCBA
1983	Randy Asadoor, 3B	NCBA
1984	Scott Buss, OF	NCBA
1985	Mark Gardner, P	Big West
1988	Lance Shebelut	Big West
1989	Tom Goodwin, OF	Big West
2001	Josh Labandeira, SS	WAC
2004	Richie Robnett, OF	WAC
2006	Christian Vitters, SS	WAC
2008	Stephen Susdorf, OF	WAC
2009	Tom Mendonca, 3B	WAC
2010	Jordan Ribera, 1B	WAC
2011	Dusty Robinson, OF	WAC
2014	Jordan Luplow, OF	MW
2019	McCarthy Tatum, 3B	MW

PITCHER OF THE YEAR

1979	Rich Bordi	NCBA
1980	Rich Bordi	NCBA
1983	Rob Emerson	NCBA
1984	John Hoover	NCBA
1991	Bobby Jones	Big West
2002	Ben Fritz	WAC
2005	Matt Garza	WAC
2008	Tanner Scheppers	WAC
2011	Greg Gonzalez	WAC
2016	Jimmy Lambert	MW
2019	Ryan Jensen	MW

ROOKIE OF THE YEAR

1978	Brad Bennett, OF	NCBA
1980	Greg Funk, SS	NCBA
1981	John Hoover, P	NCBA
1982	Joe Xavier, 3B	NCBA
1995	Giuseppe Chiaramonte, DH/C	WAC
1996	Jeff Weaver, P	WAC

1999	Tom Creighton, 2B	WAC
2005	Beau Mills, 3B	WAC
2008	Danny Munro, SS	WAC
2011	Aaron Judge, OF	WAC
2017	Carter Bins	MW

COACH OF THE YEAR

1985	Bob Bennett	Big West
1988	Bob Bennett	Big West
1991	Bob Bennett	Big West
2008	Mike Batesole	WAC
2010	Mike Batesole	WAC
2016	Mike Batesole	MW
2019	Mike Batesole	MW

WAC MALE ATHLETE OF THE YEAR

(Joe Kearney Award)

2008	Steve Susdorf
2009	Tom Mendonca

ALL-TIME LETTERWINNERS

A		Batesole, Korbey	2015-18	Brown, Kelly	1980	Crew, Ken	1985
Abbott, Don	1948-50	Baxter	1923	Brown, Zip	1951-52	Crissman, Vern	1964
Abbott, George	1948	Becht, Jason	1996	Brumfield, Harvey	1986	Cropsey, Allen	1950
Abbott, Jake	1951	Becknell, George	1947	Brusstar, Warren	1973-74	Crough, Garret	1984-85
Abel, Dave	1955-56	Beckstead, Jerry	1971	Buck, Terry	1969-70	Cruess, Robert	1977-79
Abney, Steve	1977	Bedford, Mountie	1958-59	Buckholz, Steve	1987-88	Cruise, Mark	1992-93
Abo, George	1946-49	Bedrosian, Dave	1975	Buckner, Pat	1976-77	Cuadros, Al	1975
Acevedo, Anthony	1999-00	Beggs, Mike	1968-70	Burke, Brandon	2005-08	Cuellar, Justin	1998
Ahmady, Alan	2007-09	Behlen, Steven	1973-74	Burks, Jeremiah	2016-18	Cudd, Don	1960
Ainley, Craig	1984-85	Behn, Brendan	1994-95	Burns, L.	1922	Cuellar, Justin	2000
Akins, Jared	2017	Bell, Jason	1998	Burns, Mike	1948	Cunningham, Ken	1973-74
Allen, Dick	1963	Belli, Dewey	1963-65	Burton, Dean	1973-74	Curlee, Don	1949-50
Allen, Jody	1985-86	Bennett, Brad	1978-80	Burton, Mike	1988-89	Curtis, Matt	1993-96
Allison, Clayton	2007-08	Bennett, Bob	1952-55	Busch, Stan	1959-61	D	
Altman, Jack	1956	Bennett, Todd	1980-83	Buss, Scott	1983-84	Dalena, Pete	1981-82
Alvarez, Jake	2011-14	Benny, Derek	2009-11	Bustamante, Eddie	1988	Dallas, Bob	1973
Amador, Blake	2008	Bergazzi, Roy	1938-40	C		da Luz, Craig	1995-98
AndeAndreoni, Ned	1968	Bergman, Jack	1971-72	Cain, Cal	1982-85	Dandridge, Brad	1993
Andrews, Jr., EJ	2019	Beshears, Scott	2000-03	Cameron, Mark	1957-58	Daniels, Melvin	1931
Argomaniz, Manny	2014-15	Best, F.	1922	Cano, Al	1949	Daniels, Pete	1942
Arias, Anthony	2015	Biana, Richard	1949	Cantelmo, Tony	1983-84	Danielson, Glenn	1943
Arias, Jaime	2018-19	Bidwell, Oliver	1940-47	Cardinal, Nik	2019	DaSilva, John	1992
Armenta, Frank	1958	Biggers, Dave	1960	Cardwell, Don	1938	David, Scott	2011
Armstrong, Bob	1956	Bins, Carter	2017-19	Carpenter, Monte	1938	Davis, Bret	1985
Arruda, Aaron	2015-17	Birkle, Don	1957	Carter, Mervyn	1958-60	Davis, Devlon	1998
Arruda, JT	2018-19	Bischoff, Zac	2009	Carter, Suge	1943-49	Davis, Isaiah	2017-18
Asadoor, Randy	1981-83	Bishop, Jerry	1951-52	Carvajal, Oscar	2018-19	Davis, Jim	1983-85
Ashford, Zach	2016-19	Blaver, Rich	1972	Casey, Harvey	1958-60	Davis, Rod	1982
Ashworth, Edward	1965	Blechman, Scott	1986-87	Castro, Pat	1957	Davis, Tory	2003
Ashworth, Jule	1931	Bledsoe, Stan	1962-63	Cattaneo, Chad	1994	DeCanio, Jason	1997
Atrat, Kyle	2002	Boettger, Roger	1967	Caufaude, Les	1974-75	DeGeorge, Virgil	1962-63
Aukerman, Carlos	1997-98	Bolger, Larry	1951-52	Cederquist, Clay	2010	Dela Torre, George	1954
Austin, Erwin	1939-40	Bonesteele, Sean	2007-10	Cervantes, Sal	1977	Della, Dan	1942
B		Boney, Bob	1947-52	Champlin, Kelly	1990-91	Dempsey, Nolan	2018-19
Bachtelle, Stewart	1940-41	Bonifazio, Anthony	1991-92	Charles, Justin	2010-12	Detwiler, Steve	2007-10
Bacome, Leonard	1969	Bonnett, Bruce	1976-77	Chastain, Auston	2019	DeVours, Duane	1939
Bafia, Bob	1983-85	Bonomini, Bob	1961-62	Chiaromonte, Giuseppe	1995-97	Dibble, Tom	1964
Bagley, Kip	1979-80	Bordi, Rich	1978-80	Claussen, Kim	1970	DiBuduo, Moe	1970
Bair, David	2002-03	Borgese, Jeff	1990	Clements, Marc	1942	DiGrazia, Williams	1968-69
Bair, Donnie	2002-03	Borges, James	1994-95	Clevenger, Bill	1952-54	DiFrancia, Ed	1970-71
Baird, Bill	1950	Borst, Tim	2013-16	Clevenger, Truman	1951-53	Dinges, Bob	1975
Baker, Ken	1988-89	Bosco, Steve	1990	Collins, Steve	1977	Ryan Dobson	2014-17
Baldwin, Gary	1966	Bourdet, Len	1948-50	Combs, Mark	1983-84	Doepker, Dick	1959
Ball, Adolph	1948	Bowlin, Michael	1999-00	Cooper, Michael	2004-05	Doig, Bob	1954-57
Ball, Jacob	2004	Bowman, Galen	1948-50	Coppock, Ed	1974	Dollar, Bert	1960-62
Ballard, Tim	1980	Boyd, T.J.	2002	Coronado, Gary	1961	Donatoni, John	1967
Ballinger, John	1969	Brauning, Jay	1995-96	Costic, Tim	1990-92	Donkersley, Bob	1951-52
Banderas, Terry	1961-62	Breckley, Jason	2005-08	Coughlon, Kevin	1980-81	Donnelly, Robert	1995
Bandy, Bob	1956	Brewer, Dennis	1999	Cowan, William	1931	Doyle, Pat	1966
Barger, Vince	1982-84	Bricker, Don	1951	Coyle, Bobby	2010	Drake, Max	1999-00
Barnes, Larry	1995	Bridge, Eric	1988	Crane	1923	Duckhorn, Jim	1971-72
Barnett, Don	1950-51	Brink, Jordan	2012-14	Crane, Rich	1987-89	Due, Floyd	1931
Barnhill, Douglas	1975-76	Brodeur, J.	1922-23	Crawford, R.	1922-23	Duke, Dan	1998-99
Barsom, Charles	1931	Brosnan, Jason	1989	Creamer, Casey	2001-02	Duncan, Brad	1972
Bartels, Bill	1985-86	Brown, Bill	1967-68	Creighton, Matt	2000	Durmanich, J.J.	2000
Bartels, Fred	1951-53	Brown, Brant	1991-92	Creighton, Tom	1999-00	Dvorak, Greg	1968-69
Bates, Steve	1985-87	Brown, Chad	1994-96	Crets, Gary	1962-63	Dyes, Andrew	1973-74
		Brown, Clarence	1950				

ALL-TIME LETTERWINNERS

Dyt, Darren	1997	G	Greely, J.	1922-23	Hernandez, Jesse	1991-92	
E		Gagnier, Drew	2007	Greene, Eric	1990-93	Hernandez, Mike	2000-02
Edmonds, Michael	1974	Gagnon, Jim	1987	Greenlee, Jim	1991	Hernandez, Rick	1976
Edwards, Chad	2002-03, 05	Gaitan, Joe	1956	Gregory, Leroy	1959	Herron, Tony	1979-81
Edwards, Evin	1986-87	Galloway, Ken	1983-84	Grewal, Ranbir	1989-90	Hershfield, Jason	2007
Egelhofer, Ray	1938-40	Gambero, Darrell	1970	Griffin, David	2003-04	Higa, Tom	1954-58
Elcano, Jason	1980	Garcia, Bob	1971	Griffin, Kirk	1997-98	Higgins, Ryan	2019
Elf, Doug	1972-74	Garcia, Eric	1997	Grigsby, Tac	1996	Hill, Harvey	1984-87
Ellis, Ted	1955-56	Garcia, Fernando	1975-76	Grimm, Dan	1971-74	Hill, Jamison	2018-19
Elorduy, Mike	1963	Garcia, Frank	1978-79	Groth, Ken	1982-83	Hill, Mike	1988
Emerson, Rob	1982-83	Garcia, Nick	1998-00	Groth, Robert	1969-70	Hill, Nate	1985
Enard, Tony	1993-95	Garcia, Rudy	1953-54	Grubb, Danny	2006-09	Hill, Todd	1988
Escat, Gene	2009-10, 2012	Gardner, Mark	1984-85	Guibor, Austin	2014-17	Hiltel, Ted	1960
Esparza, Brandon	2002, '04	Garfoot, Phil	1957	Gunther, Kevin	1994-95	Hinchey, Harry	1947
Evans, Mike	1981	Garner, Lance	1976-77	Gutknecht, Jason	2001-02	Hintz, Beau	1999-00
Evert, Kevin	1986	Garrett, Jim	1958-60	Guzman, Tony	1998-00	Hirayama, Fibber	1950-52
F		Garrido, Augie	1959-61	H		Hite, Ed	1961-63
Fagundes, Manuel	1963	Garrison, Mike	1961	Haag, Ryan	2003-04	Hobbs, Gene	1957
Falco, Chris	1989-91	Garrison, Taylor	2010-12	Hafiz, Dave	2000	Holland, Art	1982-83
Fanconi, Jason	1998-99	Garrison, Trent	2009-10, 12-13	Hager, Richard	1956	Holt, Bert	1956
Farfan, David "Shorty"	1995	Garver, Dick	1942	Hager, Ron	1953-56	Holt, Darren	1980
Farrar, Bill	1949	Garza, Matt	2003-05	Haley, Justin	2011-12	Holt, David	1978-79
Farren	1923	Garzoni, Mike	1943	Hall, Russ	1982-84	Hook, Kevin	1995-97
Farria, J.	1922	Gaspar, Kahou	2010-11	Hallaian, Christian	2001-02	Hoover, W.T.	1998
Farris, Don	1953-55	Gaul, Mike	1966	Hamilton, Chuck	1974	Hopelain, M.	1931
Farsakian, Sam	1949-50	Gavello, Bill	1970	Hammock, Ted	1957	Hoover, Dave	1962-63
Fellows, Jackie	1943	Geels, Rob	1981-82	Halpert, Jared	2005	Hoover, John	1981-84
Felts, Bob	1974-75	Gemoll, Brandon	1999-00	Hance, Mark	1973	Hosey, Steve	1987-89
Feramisco, Derek	1995-97	George, Don	1951-52	Hancock, Bill	1942	Houck, Jim	1957
Fernandez, Jared	1993-94	Gerber, Joe	1996-99	Haney, Roger	1973	Hovespian, Dick	1943
Filson	1923	Ghimenti, Darin	1990	Hannah, Jack	1953-55	Howard, Keith	1997
Findley, Bill	1954-57	Gibbons, John	1981	Hannah, Josh	1997-98	Hower, Jake	2007-08
Fisher, Gary	1954	Gilbert, Shawn	1986-87	Hannah, Shawn	1999-00	Hoyt, Howard	1972
Fisher, Jim	1994-95	Giordano, Craig	1971-72	Hanoian, Larry	1964	Hoyt, Kenny	1964
Fisher, Joe	1959-61	Girazian, Toby	2003-04	Hanoian, Terry	1964	Hudson, Ron	1968-70
Fister, Doug	2005-06	Gladden, Dan	1978-79	Hansen, Bill	1947-48	Huston, Chris	2005
Fitzmaurice, Kevin	1996-97	Gladden, Jeff	1980	Harbour, Bill	1960	Hutcheson, Patrick	2011-12
Fjelstad, Kyle	1993-94	Glines, Tim	1977	Harlan, Tom	2009-12	I	
Floethe, Jake	2008	Glynn, Josh	2003	Harkness, Michael	1968-69	Infante, Gil	2003-05
Flores, Jim	1979-81	Goehring, Martin	1942	Harper, Brad	1999-02	Inrker, Robert	1949
Flynn, Ed	1941-43	Goff, Mike	1985-87	Harper, Brian	1998-99	J	
Fox, Eric	1982-85	Goldstein, Torin	2015-18	Harrington, Tony	1969-70	Jacobo, Bob	1975
Fragus, Neal	1971-72	Golladay, Don	1955	Harris, Clarence	1931	Jacobo, Ed	1984
Frazer, Scott	1976-77	Gomez, David	2004-05	Harris, Hal	1975	Jacobsen, Bob	1982-84
Frazier, Terance	1988-89,92	Gomez, Rueben	1958	Harris, T.J.	1996	Jacobsen, Tom	1962-63
Freitas, Jeremy	1995	Gonsalves, Larry	1966-68	Hartgraves, Dean	1987	Jamison, Jeff	2019
Freitas, Joseph	1994-95	Gonzalez, Chris	1990	Haruta, George	1986-87	Jelmini, Rick	1975
French, Jon	1988	Gonzalez, Greg	2010-11	Hashimoto, Frank	1962-63	Jensen, Ryan	2017-19
French, William	1938-39	Gonzalez, Edgar	2016-18	Hastings, Ward	1957	Jochner, Tim	1986-87
Frey, Darwin	1965	Gonzalez, Ozzie	1999-00	Haynes, Joel	1950	Johnson, Donn	1972-73
Fritz, Ben	2000-02	Gonzalez, Raul	1992	Hedstrom, Gavin	2008-09	Johnson, Dylan	2019
Fry, Gary	1985	Goodrich, Randy	1996-98	Heeb, Toby	1938	Johnson, Jake	2008-09
Funk, Greg	1980-83	Goodwin, Tom	1987-89	Heizenrader, Terry	1963-65	Johnson, Jim	1952
Frye, Lane	1959	Gowens, Brennan	2009-11	Hennecke, Pete	1995-96	Johnson, Ron	1977-78
		Graham, Randy	1982	Henderson, James	1968-69	Johnson, Todd	1990-93
		Graham, Tom	1997-00	Henderson, Mike	1978	Jones, Allen	1970-71
		Graver, Dick	1942	Hernandez, David	2007		
		Graves, Gene	1961				

ALL-TIME LETTERWINNERS

Jones, Bobby	1989-91	Lozano, Steve	1988-89	Modrell, Doug	1965-66	Pallas, James	1969
Jones, Ken	1976	Luplow, Jordan	2012-14	Modrell, Gary	1957-58	Palmer, Tim	1998
Jones, Tiegen	2018-19	Lurker, Bob	1947-49	Moncier, John	1970-71	Papi, Jason	2000
Judice, Bryan	1991-94	Lynch, Ryan	2001	Moody, W.	1922	Papi, Ken	1967-68
Judge, Aaron	2011-13			Moore, Chase	2003-06	Parantala, Mark	1996-97
K		M		Moore, Davis	2017-19	Patrick, Chris	2001-04
Kaia, Steve	1975	Maas, Dave	1971-72	Moore, Lloyd	1946	Patrick, Mike	1978
Kaita, Jeff	1998-99	MacDonald, Jerry	1960-62	Moore, Mark	1974	Patterson, Jim	1991-92
Kaitfors, Josh	1993-96	Magatogan, Harold	1931	Moran, Nick	1999-00	Paul, Gary	1994-96
Kampcik, Ed	1978-79	Magee, T.	1922	Moresi, Nick	2004-06	Paull, Bob	1960-62
Kazmirski, Bobby	1991	Mahlmann, Richard	1970	Morse, John	1949-50	Pavlovich, Eli	1943
Kelley, Brad	1974-77	Mallory, Chris	2011	Morse, Matt	2009-10	Pearse, Joe	1996-97
Kelley, Jack	1942	Mann, Jack	1946-48	Mortensen, Tony	1988	Pearse, Steve	1987-88
Kemble, George	1938-39	Marcelli, Brandon	2003-04	Mosiello, Bill	1986	Pearson, Bill	1954
Kendall, Cody	2009-12	Marquez, Bob	1982	Mott, Jeff	1988	Pearson, Jim	1938
Kepner, Norm	1972	Mariscal, Chris	2012-14	Moultrie, Daniel	2012	Pedrazzini, Joe	1956-57
Keyes	1923	Marsh, Robert	1991-92	Mueller, Jeff	1976-77	Peeler, David	1958-59
Kieling, Ron	1973-75	Marsoobian, Bryan	1988	Mundell, Garrett	2012-15	Pena, Eddie	2019
King, Ed	1946	Martin, Dorman	1957-58	Muno, Danny	2008-11	Pegues, Daryl	1979-80
Knerr, Jim	1955-56	Martinez, Pete	1986	Munro, William	2012-15	Pendleton, Terry	1981-82
Kourafas, Nick	1947	Mascaro, Frank	1973	Murphy, Lee	1957-60	Penn, Ryan	2005
Krebbs, Norman	1956	Masini, Leonard	1942	Murphy, Michael	1974-76	Peracchi, Don	1966-67
Krieg, Marty	1946	Mason, Shane	2001	Myers, Joey	2000-03	Peralta, Don	1954
L		Mason, William	1966	Myers, Ron	1976-77	Perez, Ken	1978
Labandeira, Josh	2000-01	Mastagni, Phil	1964-65	N		Perruchon, Bob	1967
LaBare, Mike	1973-74	Mathiesen, Mike	1958-59	Najar, Johnny	1991	Peters, Robbie	2019
Lackey, Steve	1973-74	Maxwell, Wade	1991-92	Nakamura	1923	Petersen, J.D.	1953-55
Ladra, Jack	1953	Mazzone, Marty	1959-60	Nalbandian, Gene	1957	Petropulos, Angelo	1939-46
Lambert, Jimmy	2014-16	McCormick, Ken	1971-74	Napier, Walt	1956	Pettyjohn, Adam	1996-98
Lantrip, Rick	1990	McGehee, Casey	2001-03	Naster, Jeff	1995	Phair, Bob	1954-56
Lapin, Brian	2005-07	McGhee, Wayne	1965-66	Navarro, Scott	1995-96	Phillips, Emery	1981-83
Larios, John	1985	McKeighan, Thomas	1931	Neal, Everett	1946	Phillips, Tom	1988-90
Larrieu, Gene	1954	McMahon, Jim	1955-56	Newman, Eric	1993	Pierce, Brian	2002-03
Larson, Kevin	2019	McMeechan, Chuck	1971	Nieves, Francisco	2001-02	Pierce, Mike	2004
Lawless, Albert	1940	McNamara, Gary	1992-93	Nitschke, Buzz	1966-67	Pierini, Adolph	1942-46
Lawless, Toby	1938-39	Meacham, Bud	1954	Noel, Mike	1988-91	Pierini, Rick	1965
Leach, Ron	1979	Medrano, Adam	2017-18	Nogales, Emilio	2018-19	Pilati, Dennis	1966
Lee, Dylan	2015-16	Medrano, Jesse	2014-17	Noonan, Michael	1968-69	Plump, Dave	1964
Lee, Nathan	2001-02	Meert, John	1984-85	Norcross, Ryan	2001	Pollard, Dan	1965-66
Leicht, Bill	1980	Mehlhoff, Ron	1976-77	Notorangelo, Don	1950	Polerencio, Mike	1947-48
Lester, Jim	1957-59	Mello, David	1968-69	O		Poole, Robby	1998-99
Levaggi, Tony	1954-57	Mendonca, Tom	2007-09	O'Banion, Mike	1971-72	Poore, Ernie	1938-41
Levingston, Derrick	1996-97	Mercado, Victor	1993-95	O'Canto, Ray	1980-81	Postiff, J.P.	1990
Lewis, Ozzie	2005-07	Mijano, Jan	1957	O'Leary, Dan	1982-83	Powell, Mike	1995-98
Linehan, Tyler	2011-13	Miller, DeAndre	2004-05	O'Leary, John	1978-79	Poytress, Josh	2009-11
Lipsey, Carl	2002	Miller, Brandon	2004-07	Oliver, Ron	1964	Pesno, Zach	2018-19
Lillard, Mike	1957	Miller, John	1975-76	Oneto, Franny	1950-52	Prieto, Bob	1974-75
Lister, Jim	1956	Miller, Justin	2008	Otterson, Eric	2007	Prieto, Jeff	1997-00
Littlejohn, Todd	1988	Millhorn, George	1954-57	Ottino, Matt	2019	Prieto, Jordan	2002
Liukkonen, Jim	1971	Millhorn, Paul	1957	Overland, Ryan	2005-08	Prieto, Larry	1972-73
Loafman, Chris	1977	Mills, Beau	2005-06	Oxandaboure, Frank	1949	Prior, Joe	2014-17
Lockhart, Tim	1988-89	Minor, Tommy	1991-94	P		Pritchett, Jerry	1961-62
Lohuis, Mark	1978-79	Minor, Zach	1999-02	Paetow, Robbie	1998-99	Pruhsmeier, Kyle	2019
LoNigro, Frank	2006	Mitchell, Brandon	1987-88	Painton, Tim	1978-79	Purkiss, Matt	1994-95
Lopez, Oscar	1997-00	Mitchell, Nikoh	2018-19	Q		Quinn, Blake	2013
		Miyamoto, Ed	1965				

ALL-TIME LETTERWINNERS

Quinonez, Rudy	2004-05	Ryan, S.	1922	Smith, Cody	2003	Thomas, Ike	1954
Qualls, Andy	2011			Smith, Earl	1947-49	Thomas, Ricky Tyler	2015-17
R		S		Smith, Hans	1997-00	Thomas, Will	2002, 2005
Ragazzo, Rick	1980-81	Sakamoto, Kent	2003-06	Smith, Larry	1961	Thompson, Leon	1957
Rago, Ralph	1955	Sachse, Ken	1949-50	Smith, Richie	1973	Thompson, Tom	1958-60
Ramirez, Rickey	2015-17	Saiki, Taro	1931	Smith, Woodrow	1965	Thrasher, Bill	1992-94
Ramos, Sean	1992-93	Saitz, Robbie	1989-91	Soares, Todd	1982-84	Todd, Roland	1957
Randel	1923	Salazar, Mike	1991-93	Soares, Trent	2008-09	Togher, Martin	1991-92
Rathjen, Dennis	1978-79	Salles, J.D.	2011-12	Soderstrom, Steve	1991-93	Tomasello, Frank	1972
Read, George	1955-56	Salles, John	1986-88	Soinila, Olavi	1938	Tombs, Frank	1931
Reade, Curt	1978-80	Salwasser, Mervin	1942-46	Solberg, Eric	1984-85	Tomczak, Miles	2018-19
Reece, Mark	2015-17	Sandell, Todd	2005-08	Sommers, Fred	1951-53	Tomlinson, Kris	2006-08
Reelhorn, Jon	1978-80	Santa Cruz, JJ	2017-18	Sommers, Tom	1962-64	Topoozian, Dominic	2015, 2017
Renteria, Javier	1993-94	Santoni, Tim	1998	Sorenson, Rich	1984-85	Torre, Darryl	1957
Reyes, Ray	1977-78	Saxton, Richard	1966	Souders, Ben	1954	Towery, Rick	1977
Reynoso, Ben	1993-96	Scarbery, Rick	1976-77	Spearman, Vernon	1991	Tremblay, Lane	1965
Rhoads, R.	1922-23	Scelzi, Mike	1948	Sprague, Holden	2006-09	Trower, Jim	1967
Ribera, Jordan	2008-11	Schanze, Robert	1965	Spring, William	1940	Tsuhako, Keiji	1957
Rice	1923	Scheppers, Tanner	2006-08	Springer, Denis	1986-87	Tucker, Brad	1995, 97
Riday-White, Tobey	2001-02	Schiller, Ron	1961-62	Stacey, Ted	1958	Tucker, Len	1953
Riddell, Les	1951	Schlichtholz, Fred	2014, 2017	Stanton, E.	1922	Tucker, Rashad	2006-07
Ring, Jeffery	1966	Schmidt, Chester	1942	Stark, Jeff	1985-86	Turner, Rick	1979
Roberts, Noel	1994-96	Schmidt, Dave	1967-69	Starling, Gary	1975	Turner, Rod	1988
Roberts, Randy	1975-76	Schullstrom, Erik	1988-90	Stay, P.	1922	U	
Robertson, Charlie	2010-11	Schulz, Bill	1956	Steinhauer, Chester	1938-41	Underwood, Andy	2006
Robinson, Dusty	2009-11	Scorneianchi, Augie	1958	Stephen, Buz	1964-66	Upton, Findley	1940-41
Robinson, William	1946	Scott	1923	Stephens, Marion	1950-51	Urabe, Phil	1976
Robison, Jerry	1967-68	Scott, Bobby	1977-80	Stephenson, Hal	1962	V	
Robnett, Richie	2004	Scott, Gordon	1943	Stewart, Michael	1986-87	VanderLaan, Bill	1953-57
Rodriguez, Casey	2014-15	Scott, Leland	1946	Stoddard, Bob	1977-78	VanLanningham, Sherrill	1940
Rodriguez, George	2001	Scott, Matt	2002-05	Stone, Jake	2014-17	Vega, Carlos	1983-84
Roe, Mike	1993	Seadler, Walter	1942	Stone, Quentin	1995	Vegely, Ed	1960
Rogers, Dale	1961	Seastrom, Greg	1958	Stoner, Mike	1976	Velazquez, Derick	2013-14
Rogers, Dave	1947	Sedoo, Gerald	1954	Storey, Loren	2006-07	Venn, Robert	1943
Rohm, Dave	1976-77	Seib, Greg	1979-80	Strable, Ray	1968-69	Vickers, Earl	1966-67
Rohm, Don	1978	Sellner, Scott	1984-85	Stroud, Derek	1987	Viers, Kevin	2013-16
Rollans, Ken	1984-85	Serpa	1923	Studdert, Dave	1984-85	Vigil, Scott	1993-94
Romero, Eddie	2004-06	Shannon, Steve	1969	Suckut, Albert	1966-67	Vitato, Doug	1980
Romero, Philip	1989-92	Shannon, Tom	2004	Suga, Brendon	2002	Vitters, Christian	2004-06
Ross, Rich	1981	Sharpe, Tom	1967-68	Sullivan, Ryan	2018-19	Vivas, Isacc	2009-10
Ross, Steve	1977	Shahzade, Art	1947-50	Susdorf, Steve	2005-08	Vogt, Randy	1976
Rosser, Jerry	1963-64	Shaves, Dennis	1963-64	T		Vondran, Steve	1988-89
Rothford, Jim	1978	Shebelut, Lance	1987-88	Tackett, Terry	1961	W	
Rothford, Ryan	2003	Sheffield, Bill	1955	Tafoya, Simon	1997-00	Wagner, Kenneth	1968-69
Rowe, Casey	1997-99	Shepard, Larry	1972	Taglione, Lance	1993	Walker, A.	1922
Rucobo, Vince	1966-67	Shigematsu, Bob	1970	Tamo, Gaetan	1980-82	Walker, Jared	2001-02
Rudolph, Charles	1940-41	Shitanishi, Katsu	1963-65	Tasjian, Karl	1941	Walker, John	1953
Ruiz, Larry	1977	Shull, Jake	2013-15	Tatum, McCarthy	2015-16, '18-19	Walker, Kurt	1982-83
Runyon, Bob	2001-02	Siebert, Ron	1973-74	Taylor, Leroy	1941	Wallace, Harold	1948
Rupcich, Larry	1994-97	Silva, Larry	1965	Taylor, Loran	1946	Wapnick, Steve	1986-87
Russell, Brody	2013-16	Silva, Mark	1975	Taylor, Ron	1968	Ward, Taylor	2013-15
Russell, Dave	1973-74	Silva, Scott	2016-17	Taylor, Roy	1946-47	Warembourg, Scott	1993-94
Rustingan, L.	1922	Simioli, Anthony	1998-99	Tempel, Taylor	2012-15	Warren, Frank	1952-58
Ruth, Dick	1962-63	Simonian, Steve	1970	Tesone, Pete	1939	Warren, Nick	2015-18
Ruth, Pat	1988-89	Simpson, Travis	1970-71	Thiessen, Tim	1980-82		
Ruthven, Dick	1970-72	Sinnott, Brian	1963-64	Thiessen, Ronald	1942		
Ruthven, Sean	2002	Sirimarco, James	1966-68	Thimjon, Nate	2018-19		
		Smallin, K.	1922				

ALL-TIME LETTERWINNERS

Windes, Cary	1988-90
Winn, Skippy	1957
Wise, Kenny	2009-12
Wohlman, Kurt	1988
Wolf, Steve	1988-90
Wolfe, Joey	2000
Wolfe, Kirk	1972
Wolfe, Scott	1970-71
Wolfenbarger, Bryan	2003
Wolfsberger, Jim	1963
Wood, Jason	1991
Wood, Monte	1973
Wood, Ryan	1994-95
Woodward, Trent	2014
Wynns, Austin	2010-13

X

Xavier, Joe	1982-85
-------------	---------

Y

Yost, Tom	1950
Young, Dan	2000
Youngblood, Odell	1960-61

Z

Zahnale, Sam	1943
Zavorek, Andy	1993
Zenimura, Harvey	1953
Zenimura, Howard	1949-52
Zimmerman, Ron	1966-68
Zivinich, Roy	1954-55
Zosky, Eddie	1987-89

Note: Due to incomplete records, the above is not a complete listing of Fresno State baseball letterman. Additions, deletions or corrections are welcome with verification.

BULLDOGS RECORD AT HOME UNDER COACH BATESOLE



• 2019: 15-8-1	• 2014: 20-10	• 2009: 21-11	• 2004: 21-18
• 2018: 23-13	• 2013: 19-13	• 2008: 23-11	• 2003: 23-16
• 2017: 20-11	• 2012: 18-16	• 2007: 23-14	
• 2016: 26-7	• 2011: 26-5	• 2006: 34-7	CAREER:
• 2015: 20-8	• 2010: 18-17	• 2005: 26-13	376-198-1 (.655)


FRESNO STATE BASEBALL RETIRED JERSEY NUMBERS



#1 Augie Garrido
(1959-61)



#3 Fibber Hirayama
(1950-52)



#18 Truman Clevenger
(1951-53)



#26 Bob Bennett
(1967, '70-2002)



#1 Tom Goodwin
(1987-89)



#8 Terry Pendleton
(1987-89)



#22 Jimmy Williams
(1963-64)



#28 Mark Gardner
(1984-85)



#2 Pete Beiden
(1948-66, '68-69)



#17 Dick Ruthven
(1970-72)



#23 Bobby Jones
(1989-91)

BULLDOG BASEBALL HALL OF FAME

CHARTER INDUCTEES 1991

Don Barnett
John Hoover
Pete Beiden
Bobby Paull
Bob Bennett
Dick Ruthven
Truman Clevenger
Joe Xavier
Fibber Hirayama

1992 INDUCTEES

Pete Dalena
Larry Gonsalves
Bob Doig
Dan Grimm
Bob Donkersley
Paul McGuire - Meritorious Service
Greg Funk
J.D. Petersen

1993 INDUCTEES (SPRING)

Steve Bates
Rich Bordi
Brad Bennett
Franny Oneto
Mark Cameron
Tim Thiessen
Jon Reelhorn

1993 INDUCTEES (FALL)

Ollie Bidwell
Eric Fox
Len Bourdet
Mark Gardner
Scott Buss
Augie Garrido

1994 INDUCTEES

Frank "Jake" Abbott
Steve Pearse
Leroy Gregory
Jim Rothford
Mike Mathiesen
Lance Shebelut

1995 INDUCTEES

Dan Gladden
Tom Goodwin
Len Tucker
Jerry White
Eddie Zosky

1996 INDUCTEES

Jack Hannah
Steve Hosey
Don Peracchi

Mike Rupcich
John Salles

1997 INDUCTEES

Bob Bonomini
Rich Crane
Tony Herron
Bobby Jones
Joe Pedrazzini

1998 INDUCTEES

Larry Bolger
Cal Cain
Tim Painton
Earl Smith
Ted Wills, Jr.
Earl Smittcamp-Meritorious Service

1999 INDUCTEES

Todd Johnson
Vince Barger
Ted Gavrilis- Meritorious Service
Philip Romero
Art Shazade
Howard Zenimura

2000 INDUCTEES

Randy Asadoor
Terry Banderas
Brant Brown
Jim Garrett
Kurt Walker

2001 INDUCTEES

Fred Bartels
Bill Hansen
Mike Burton
Brandon Mitchell
Tom Sommers

2002 INDUCTEES

Stan Bledsoe
Merv Carter
Matt Curtis
Shawn Gilbert
Ron Schiller

2003 INDUCTEES

Buz Stephen
Dave Hoover
Guiseppe Chiaramonte
Bruce Farris - Meritorious Service
1959 Team

2004 INDUCTEES

Jeff Weaver
Jimy Williams

Don George
1988 Team

2005 INDUCTEES

Derek Feramisco
Randy Graham
Tommy Minor
Ken Papi
Jason Wood
1951 Team

2006 INDUCTEES

Ben Reynoso
Fred Sommers
Jerry MacDonald
1984 Bulldog Team

2007 INDUCTEES

Galen Bowman
Mark Hance
Gene Graves
1961 Bulldog Team

2008 INDUCTEES

Stan Busch
Warren Brusstar
Dennis Springer
Ben Fritz
1991 Team

2009 INDUCTEES

Casey McGehee
Adam Pettyjohn
Dick Doecker
The 1950 team
Larry & Joyce Buss - Meritorious Service

2011 INDUCTEES

Steve Vondran
Buzz Nitschke

2012 INDUCTEES

Jim Flores

2013 INDUCTEES

Mike Batesole
Doug Fister
Jim Pardini

2014 INDUCTEES

The 2008 National Championship Team

2016 INDUCTEE

Paul Loeffler



BOB BENNETT

Head coach at Fresno State from 1967, 1970-2002



- Career Record – 1,302-759-4 (.631)
- Winningest coach in Bulldog history
- One of 11 Division I coaches to reach 1,300 wins in NCAA baseball history
- Bennett closed out his career with 26 consecutive winning seasons

- 1988 NCAA Coach of the Year (The Sporting News)

Conference Championships (17):

- CCAA (1967)
- PCAA (1971)
- NCBA (1977, 1979, 1980, 1981, 1982, 1983, 1984)
- Big West (1985, 1988, 1989, 1991)
- WAC (1993, 1994, 1995, 1998)

Conference Tournament Titles (3):

- Big West (1985)
- WAC (1993, 1995)

Conference Coach of the Year Awards (14):

- 1967, 1971, 1977, 1980-85, 1988, 1991, 1993, 1995, 2001

NCAA Regional Appearances (21):

- 1967, 1977, 1979-85, 1988-97, 2000, 2001

College World Series Appearances (2):

- 1988, 1991

Regionals hosted at Fresno State (8):

- 1979, 1982, 1984, 1985, 1988, 1989, 1991, 1995

Bennett All Americans (32):

Larry Gonsalves, P, 1967; Dick Ruthven, P, 1972; Ron Johnson, 1B, 1978; Pete Dalena, DH, 1981; Randy Graham, P, 1982; Terry Pendleton, OF, 1982; Eric Fox, OF, 1983; John Hoover, P, 1984; Scott Buss, OF, 1984; Mark Gardner, P, 1985; Rich Crane, P, 1988; Tom Goodwin, OF, 1988; Steve Hosey, OF, 1988; Steve Pearse, 2B, 1988; John Salles, P, 1988; Lance Shebelut, 1B, 1988; Rich Crane, P, 1989; Tom Goodwin, OF, 1989; Eddie Zosky, SS, 1989; Bobby Jones, P, 1991; Jason Wood, SS, 1991; Brant Brown, 1B, 1992; Todd Johnson, C, 1993; Tommy Minor, P, 1994; Jeff Weaver, P, 1996; Jeff Weaver, P, 1997; Giuseppe Chiamonte, C, 1997; Jeff Weaver, P, 1998; Anthony Acevedo, OF, 1999; Hans Smith, RP, 2000; Josh Labandeira, SS, 2001; Ben Fritz, UT, 2002

* 59 Total Selections including those players with multiple selections

Bennett First-Round Draft Picks (9):

Dick Ruthven, P, 1972; John Hoover, P, 1984; Steve Hosey, OF, 1989; Eddie Zosky, SS, 1989; Bobby Jones, P, 1991; Steve Soderstrom, P, 1993; Jeff Weaver, P, 1998; Ben Fritz, RHP, 2002

- Coached 1984 NCAA Pitcher of the Year – John Hoover
- Coached 1991 NCAA Player of the Year – Bobby Jones
- Led Fresno State to a school-record 32-game winning streak.
- Fresno State led the nation in attendance in 1988 and 1989 under Coach Bennett.

As a Player at Fresno State:

Bennett's success at Fresno State began in the 1950s when he was a catcher for the legendary Pete Beiden. The four-year letterman and two-time team captain was twice named California Collegiate Athletic Association all-conference (1954 and 1955). He played on teams that won CCAA titles in 1954 and 1955. Bennett set a school record for fielding percentage by a catcher in 1953 when he went errorless in 224 total chances. With Bennett behind the plate, the Bulldogs compiled a four-year record of 117-52 (.692).

