



FRESNO STATE FOOTBALL

- 2019 GAME NOTES -

Football Contact: Matt Burkholder, Director of Communications
Office: 559-278-6186 (direct) | Cell: (559) 862-3771 | E-mail: mburkholder@csufresno.edu
Additional FB support: Josh Mitchell (jomitchell@csufresno.edu) | Savannah Stoeckle (sstoeckle489@csufresno.edu)

3x Mountain West Champs
106 NFL Draft Picks
117 All-Americans



Fresno State (0-0, 0-0 MW) at USC (0-0, 0-0 Pac-12)

Game No. 1

Aug. 31, 2019 • L.A. Memorial Coliseum (77,500) • Los Angeles, Calif. • 7:30 p.m. PT



Fresno State in the Polls (Preseason) -- AP Top 25: RV | Amway Coaches Poll: RV | College Football Playoff: N/A

QUICK FACTS

COACHES:

Jeff Tedford (Fresno State, 1992)
Fresno State Record..... 22-6 (3rd season)
FBS Career Record..... 104-63 (14th season)
Clay Helton (Houston, 1994)
USC Record..... 32-17 (4th season)
FBS Career Record..... Same
SERIES: USC leads, 2-1
- USC 2005 victory vacated due to NCAA penalty
Last Time: USC (H) def. FS (A) 52-13, 8/30/2014

OFFENSIVE QUICK FACTS (2018 In Review):

	Fresno St. (conf. rk.)	USC (conf. rk.)
Scoring	34.6 (#3)	26.1 (#9)
Rushing	154.4 (#7)	133.5 (#10)
Passing	267.1 (#6)	249.1 (#6)
Total	421.5 (#4)	382.6 (#10)
KO Return	20.3 (#6)	22.6 (#4)
3rd-DN Conv.	44.6% (#3)	37.1% (#9)
4th-DN Conv.	7-of-10 (#1)	9-of-17 (#9)

DEFENSIVE QUICK FACTS (2018 In Review):

	Fresno St. (conf. rk.)	USC (conf. rk.)
Scoring	14.1 (#1)	27.0 (#8)
Rushing	132.2 (#5)	164.8 (#9)
Passing	189.4 (#1)	223.3 (#5)
Total	321.6 (#1)	388.0 (#7)
Net Punting	40.0 (#1)	34.8 (#11)
Opp. 3rd-DN Conv.	34.0% (#4)	39.9% (#8)
Opp. 4th DN Conv.	14-of-27 (#6)	13-of-21 (#9)

Media Coverage

TV: ESPN

Play-by-Play: Jason Benetti; Analyst: Rod Gilmore; Sideline: Quint Kessenich

RADIO: 940 AM ESPN Radio; Gameday Live (4 p.m.); Pregame Show (6:30 p.m.)

Play-by-Play: Paul Loeffler; Analyst: Pat Hill; Sideline: Cameron Worrell

SATELLITE RADIO: Sirius: Ch. 146; XM: Ch. 198; Internet Radio: Ch. 986

Headlines

→ Fresno State enters its season opener at USC having won 21 of its last 25 games, which includes a 12-2 campaign in 2018 that saw the 'Dogs win the Mountain West Championship and Las Vegas Bowl.

→ Within the Bulldogs' 12 wins in 2018 was a 2-0 mark against Pac-12 programs.

→ Despite only 230 miles separating LA Coliseum and Bulldog Stadium, Fresno State and USC will meet for just the fifth time in the history of the series on Saturday. The Bulldogs won the first meeting in 1992 while the Trojans won the next three, but one of three wins was vacated (2005) due to NCAA penalty.

→ Fresno State enters week one riding a four-game win streak, tied for the sixth-longest active streak nationally (The 'Dogs trail Clemson-15, Army-9, Appalachian State-6, Ohio State-6 and Florida-5).

→ Fresno State posted two-straight double-digit winning seasons for the second time in program history. The Bulldogs did it in 1988-89, and again in 2017-18. Three-straight double-digit winning seasons has never been accomplished.

→ Fresno State was picked to win the West Division in the 2019 preseason poll released by the Mountain West (selected by the media). The prediction pits the Bulldogs to face Boise State in the MW title game for a third consecutive year.

→ Fresno State became the first team in FBS history to secure back-to-back double-digit winning seasons following a double-digit loss season (2016: 1-11, 2017: 10-4, 2018: 12-2).

→ Following Hawai'i's week zero win over Arizona, the Mountain West extended its winning streak as a conference to five games against Pac-12 opponents. Fresno State is responsible for two of the five.

2019 FRESNO STATE SCHEDULE/RESULTS

Date	Opponent	Opponent Ranking*	Time/Result	Opp. '18 Record	Opp. '18 Series	Note
Aug. 31	at USC [ESPN]	-	7:30 p.m.	5-7	1-3	Fresno State to square off with USC for third time in seven seasons
Sept. 7	Minnesota [CBSSN]	-	7:30 p.m.	7-6	0-1	'Dogs host Big Ten opponent for first time since Nebraska in 2014
Sept. 21	Sacramento State [Stadium/Facebook]	-	7 p.m.	2-8	3-0	FS is 14-0 against FCS opponents since 2000; last defeated Sac St. 31-3 in '16
Sept. 28	at New Mexico State	-	5 p.m.	3-9	17-1	First of home-and-home series (2019-20)
Oct. 12	at Air Force^ [CBSSN]	-	4 p.m.	5-7	3-6	'Dogs to make fourth-ever trip to the AFA
Oct. 18	UNLV^ [CBSSN]	-	7 p.m.	4-8	14-7	Fresno State is 8-3 all-time in home games against the Rebels
Oct. 26	Colorado State^ [ESPN Net.]	-	TBA	3-9	5-9	'Dogs seek to even series with CSU since joining the MW (1-2)
Nov. 2	at Hawai'i^	-	9 p.m.	8-6	28-22-1	'Dogs own seven wins in last eight games versus UH
Nov. 9	Utah State^ [CBSSN]	#22/#21	4 p.m.	11-2	17-12-1	2-of-the-3 double-digit win MW teams from 2018 to clash at Bulldog Stadium
Nov. 15	at San Diego State^ [ESPN2]	-	6:30 p.m.	7-6	25-29-1	Winner of FS-SDSU contest has advanced to all six MW title games
Nov. 23	Nevada^ [ESPN Net.]	-	TBA	8-5	29-20-1	Fresno State holds 5-2 series lead over Nevada in MW games
Nov. 30	at San Jose State^ [ESPN Net.]	-	TBA	1-11	42-37-3	Fresno State to face its longest-running rival SJSU for 83rd time

Key: ^ MW Game ; *AP Poll/USA Today Coaches Poll (final rankings)

REFERENCE: "Fresno State" (never: FSU, FRES, CSUF, Fresno State University or just "Fresno"); ABBREVIATIONS: Fresno St. or FS



FRESNO STATE AWARD WATCH LIST SELECTIONS

JIM THORPE AWARD

- #14 JARON BRYANT (SR.)

- Named an All-Mountain West honorable mention selection in 2018.
- Logged 12 pass breakups for Fresno State, second-most on the team in 2018.
- Recorded one interception, which was returned 39 yards to the 5-yard line on Nov. 3, 2018 against UNLV.
- Posted 50 tackles in 2018, 43 of which were solo stops.
- Became the first player in NCAA history to return two blocked field goals for touchdowns in the same quarter in the Bulldogs' season opener – was named MW special teams player of the week (Sept. 3).



RAY GUY AWARD

- #47 BLAKE CUSICK (SR.)

- 2018 Ray Guy Award semifinalist.
- Named an All-Mountain West second team selection in 2018.
- Finished the 2018 season with an average of 42.2 yards per punt on a total of 65 attempts.
- In 2018, landed 31 punts inside the 20-yard line, 11 of which were inside the 10-yard line.
- In 2018, only 12 of his punts were returned by opponents – for a total of 42 yards.
- Kicked a career-long 72-yard punt in the Bulldogs' 21-3 win over Nevada on Oct. 6, 2018.



CHUCK BEDNARIK AWARD

& JIM THORPE AWARD

- #23 JUJU HUGHES (SR.)

- Named an All-Mountain West second team selection in 2018.
- Recorded four interceptions in 2018, tying for the Mountain West lead.
- Tied for the fifth-most passes defended in the MW with 12 in 2018.
- Made 78 tackles in 2018.
- Started all 14 games in 2018 – has started 28 consecutive games.
- One of two current players to have played in a program-high 40 career games (Blake Cusick).



POLYNESIAN COLLEGE FOOTBALL PLAYER OF THE YEAR

- #52 NETANE MUTI (JR.)

- Suffered season-ending injury during the second half of the Sept. 8 contest at Minnesota – started two games in 2018 at left tackle.
- Was on 2018 preseason Polynesian College Football Player of the Year watch list.
- Was an All-Mountain West honorable mention selection as a redshirt freshman in 2017.
- Started all 14 games in 2017 as a first-year player.
- As a member of the 2017 offensive line unit, helped hold six opponents without a sack over the season's 14 games while the maximum allowed was two, recorded by Alabama (Sept. 9) and Boise State (Dec. 2).



BILETNIKOFF AWARD

& JOHN MACKEY AWARD

- #16 JARED RICE (SR.)

- Named a 2018 all-MW second team selection.
- As a junior in 2018, owned the fourth-most receptions (55) among all FBS tight ends and the sixth-most receiving yards (664) among all FBS tight ends.
- Was the team's second-leading receiver in both receptions and yards in 2018 behind sixth round NFL draft pick KeeSean Johnson.
- Caught a pass in all 14 games in 2018, capping junior season catching at least one pass in 20-straight games.
- Had a career-high seven receptions for 94 yards and one touchdown versus Wyoming on Oct. 13, 2018.



DOAK WALKER AWARD

& PAUL HORNUNG AWARD

- #20 RONNIE RIVERS (JR.)

- Closed sophomore season as the MVP of the Las Vegas Bowl – posting the fourth-most all-purpose yards in school history with 286 (212 rush/41 punt return/33 receiving) in the Bulldogs' win over Arizona State.
- Recorded 108.4 all-purpose yards per game in 2018, ranking as the fourth-most in the Mountain West.
- Averaged 5.6 yards per carry as a sophomore.
- Rushed for 63 yards on 17 carries and scored the game-winning touchdown in overtime against Boise State in the 2018 Mountain West Championship on Dec. 1.
- Appeared in 11 games after missing the first three games of the season. Made six starts coming off an injury prior to the season that occurred during the spring.



BRONCO NAGURSKI AWARD

& CHUCK BEDNARIK AWARD
& BUTKUS AWARD

- #3 MYKAL WALKER (SR.)

- Started all 14 games in his first season on the field for Fresno State in 2018 – transferred from Azusa Pacific.
- Named an All-Mountain West first team selection as a junior playing defensive end.
- Shifted to MLB from DE during the spring of 2019.
- Named the Defensive MVP of the 2018 Mountain West Championship game producing 12 tackles, 2.5 TFLs, 1.5 sacks and a fumble recovery in the win.
- In 2018, owned the second-most tackles on the team with 87 behind MW Defensive Player of the Year Jeff Allison.
- Led all defensive linemen in the Mountain West in tackles per game in 2018, averaging 6.1 per game.



- Fresno State has one of eight defensive back duos in the nation to represent its respective team on the Thorpe watch list.
- Out of the 50 candidates named to the Biletnikoff watch list, Jared Rice was one of only four tight ends.
- Fresno State is one of 17 teams in the nation to have two individuals named to the 2019 watch list and is the only California team to have the distinction.



Building on a Championship

Fresno State had a season for the ages in 2018, recording its most wins in a single season in the 97-year history of the program by going 12-2. The 'Dogs claimed their third Mountain West conference title since joining the league in 2012 by defeating Boise State in overtime on the road and capped 2018 with their second win in as many tries against a Pac-12 opponent by defeating Arizona State in the Las Vegas Bowl. Fresno State finished ranked No. 18 in both the AP Top 25 and Coaches poll, and the 'Dogs also held a No. 21 ranking in the final College Football Playoff poll.

California's 2018 Top Dog

It can be argued that Fresno State was the top FBS program in the state of California in 2018. Fresno State was California's only ranked team at the end of the season and owned three more wins than the next best team. The Bulldogs had three more wins than Stanford, five more wins than Cal and San Diego State, seven more wins than USC, nine more wins than UCLA and 11 more wins than San Jose State last season.

FBS California teams

	record	win %
Fresno State.....	12-2	0.857
Stanford	9-4	0.692
Cal.....	7-6	0.538
San Diego State ...	7-6	0.538
USC	5-7	0.417
UCLA.....	3-9	0.250
San Jose State.....	1-11	0.083

Quite the turnaround

After recording the worst season in Fresno State history in 2016 (1-11), Fresno State has made that year a distant memory in just two seasons under Jeff Tedford. Since he returned to his alma mater, the Bulldogs have posted the 10th-best record in the FBS during the last two seasons with a 22-6 record, including two bowl wins (Hawai'i, Las Vegas) and a Mountain West championship.

→ The 22 wins is the most for the Bulldogs during a two-year span in their history, surpassing the 1988-89 seasons which had 21.

→ With seasons of 10 wins and 12 wins, Fresno State is the only team in FBS history to record back-to-back double-digit win seasons after a season with double-digit losses.

BEST FBS RECORDS FROM 2018-19

1.	UCF	25-1 (96.2%)
2.	Clemson	27-2 (93.1%)
2.	Alabama	27-2 (93.1%)
4.	Ohio State	25-3 (89.3%)
5.	Oklahoma	24-4 (85.7%)
6.	Notre Dame	22-4 (84.6%)
7.	Georgia	24-5 (82.8%)
8.	Troy	21-5 (80.8%)
9.	Army	21-5 (80.8%)
10.	Fresno State	22-6 (78.6%)

A few more notes about 2018 before moving on ...

- Fresno State was one of only seven FBS teams to record 12 wins in 2018 (Alabama, Clemson, Fresno State, Notre Dame, Ohio State, Oklahoma and UCF).
- The 'Dogs finished the season winning 21 of their last 25 games dating back to Sept. 30, 2017.
- Fresno State finished the season ranked in the Top 10 in the FBS in 11 statistical categories - red zone defense (1st), scoring defense (3rd), passes intercepted (4th), tackles for loss allowed (5th), 4th-down conversion percentage (5th), team passing efficiency defense (5th), sacks allowed (6th), completion percentage (6th), team passing efficiency (8th), turnover margin (9th) and punt return defense (10th).
- Fresno State faced a total of eight bowl eligible teams in 2018.
- The Bulldogs defeated two Pac-12 teams in one season for the first time since 2003 (Oregon State/UCLA) by defeating UCLA and Arizona State.
- Fresno State snapped its six-game losing skid in bowl games in 2017, with a 33-27 win over Houston at the Hawai'i Bowl, and with its 2018 Las Vegas Bowl win, the 'Dogs have now won back-to-back bowl games for the first time since winning three-straight from 2002-04.
- Ronnie Rivers was named the MVP of the Las Vegas Bowl, Rivers posted the fourth-most all-purpose yards in school history with 286 (212 rush/41 punt return/33 receiving). Rivers' 212 rushing yards marked the 21st 200-yard rushing game in program history and tied for the 14th-most rushing yards in a single game.
- Jeff Tedford was named one of eight finalists for the Eddie Robinson Coach of the Year Award.
- Jeff Tedford was named one of seven finalists for the Paul "Bear" Bryant Coach of the Year Award.
- Mykal Walker was named the MVP of the Mountain West Championship Game; Walker recorded 12 tackles, 2.5 tackles for loss, 1.5 sacks and a fumble recovery.

QUICK FACTS (entering 2019)

GENERAL INFORMATION:

Location.....	Fresno, Calif.
Founded.....	1911
Enrollment	25,000
President.....	Dr. Joseph I. Castro
Director of Athletics.....	Terry Tumey
Senior Woman Administrator	Carrie Coll
Colors.....	Red and Blue
Nickname	Bulldogs
Conference.....	Mountain West

TEAM HISTORY:

First Year of Football.....	1921
Seasons.....	97
All-Time Record.....	611-425-27
All-Time Home Record	380-174-14
Away Record.....	218-234-13
Neutral Record (not including bowl games)	0-2
All-Time Bowl Record	14-15

All-Time Mountain West Games Only.....	35-21
Conference Championships	28
Last Conference Championship	2018-Mountain West
MW Conference Championships (since 2012).....	3
MW Division Titles (since 2013).....	4
Bowl Appearances.....	29
Last Bowl.....	2018-Las Vegas Bowl

STADIUM INFORMATION:

Name.....	Bulldog Stadium (40,727)
Surface	AstroTurf
Completed.....	1980 (Beginning 39th Full Season)
First Game	Nov. 25, 1980 vs. Montana State
Record in Stadium.....	179-55-2
Largest Crowd	42,881 (5x in 2001)
Number of 40,000-plus crowds.....	33
Last 40,000-plus crowd ...	9/13/14 vs. Nebraska (41,031)
Press Box Phone	(559) 278-5959

TEAM INFORMATION:

2018 Overall Record.....	12-2
2018 Mountain West Record (Finish)	7-1 (1st, West)
2018 Bowl.....	Las Vegas Bowl
2018 Final Ranking	AP (18) Coaches Poll (18)
Starters Returning/Lost.....	12/13
Offense: 3/8 Defense: 6/5 Special Teams: 3/0	
Lettermen Returning/Lost.....	35/29
Offense: 16/16 Defense: 16/13 Special Teams: 3/0	
Base Offense.....	Pro-Style
Base Defense	4-3

WHERE ARE THEY?

FIELD:

Head Coach: Jeff Tedford

Assistants: Jamie Christian, Danny Langsdorf, Kirby Moore, Will Plemons, Roman Sapolu, Scott Thompson, Kenwick Thompson, J.D. Williams

PRESS BOX:

Offensive Coordinator: Ryan Grubb

Defensive Coordinator: Bert Watts


AROUND THE MOUNTAIN WEST
2018 MW Standings

Mountain Division	MW		Overall	
	W	L	W	L
Boise State (24/23)	7	1	10	3
Utah State (21/22)	7	1	11	2
Wyoming	4	4	6	6
Air Force	3	5	5	7
Colorado State	2	6	3	9
New Mexico	1	7	3	9

West Division	MW		Overall	
	W	L	W	L
Fresno State (18/18)	7	1	12	2
Nevada	5	3	8	5
Hawai'i	5	3	8	6
San Diego State	4	4	7	6
UNLV	2	6	4	8
San Jose State	1	7	1	11

Mountain West Records
(Since Fresno State Joined MW in 2012)

	MW		Overall	
	W	L	W	L
Boise State	44	11	70	22
San Diego State	42	14	63	30
Colorado State	31	25	45	42
Utah State*	30	18	45	33
Fresno State	35	21	51	40
Air Force	29	27	46	42
Nevada	26	30	41	47
Wyoming	24	31	36	49
New Mexico	17	38	33	52
San Jose State*	16	31	22	49
UNLV	19	38	27	59
Hawai'i	14	42	28	61

** denotes team joined MW in 2013*
**Mountain West Records -
Home Games only**
(Since Fresno State Joined MW in 2012)

	Overall	
	W	L
Boise State	38	5
San Diego State	36	13
Utah State*	27	9
Air Force	31	12
Fresno State	30	12
Colorado State	26	15
Nevada	24	18
Wyoming	24	20
Hawai'i	22	24
New Mexico	19	25
San Jose State*	14	19
UNLV	18	26

** denotes team joined MW in 2013*
'Dogs to be tested right out of the gate

Fresno State opens the season on the road at Pac-12 opponent USC on Aug. 31 and returns home the next week to host Minnesota out of the Big Ten on Sept. 7.

Those two programs are among 14 Power 5 teams that have not lost to a team outside the P5 in the CFP Era (2014-pres.) along with Alabama, Clemson, Florida, Georgia, Kansas State, Michigan, Ohio State, TCU, Tennessee, Texas A&M, Utah and West Virginia.

Series History vs. USC

This is just the fifth overall meeting between USC and Fresno State with Troy leading the series 3-1, but technically 2-1 with one of the Trojans' wins vacated. The first meeting between the schools was in the 1992 Freedom Bowl played in Anaheim, which is arguably one the biggest victories in Fresno State history. The Bulldogs dominated the Trojans in that game, holding a 405-183 advantage in total offense behind game MVP Lorenzo Neal and QB Trent Dilfer. The second meeting was at the LA Coliseum on Nov. 19, 2005 when the 'Dogs were ranked No. 16 and gave No. 1-ranked USC all it could handle. Fresno State led 21-13 at halftime and rallied from a 13-point second-half deficit to take a late 42-41 lead with 9:47 to play. In the end, Reggie Bush ran for a career-high 294 yards on 23 carries and scored twice, leading the Trojans to a wild 50-42 victory. That USC win was later vacated due to an NCAA penalty. In more recent history, the Bulldogs and Trojans oddly squared off in back-to-back games as the two faced each other in the 2013 Royal Purple Las Vegas Bowl and opened the 2014 season against one another. USC won both of those contests.

Scouting the USC Trojans

USC finished the 2018 season with a 5-7 overall record (4-5 in Pac-12), its first losing season since 2000. The Trojans look to turn around from their first losing season in nearly two decades as the program has a history of creating a winning season the year following a losing one. Following each of its last four losing seasons, USC has come back with a bowl game appearance the following year.

USC was 3-3 at the Coliseum in 2018, opening its season with a three-game home winning streak before ending the 2018 campaign with home losses to Arizona State, Cal and Notre Dame.

The USC football program returns 75 members of its 2018 team, including 53 who saw the playing field last season. The Trojans return six offensive starters, including sophomore quarterback JT Daniels who was named USC's starting play caller for 2019 two weeks before the season opener. Daniels threw for 2,672 yards as a true freshman in 2018.

The experience at the quarterback slot doesn't stop at Daniels. USC has a group of experienced quarterbacks to run its offense in 2019. Sophomore Jack Sears appeared in the Trojan's victory against Arizona State in 2018 where he completed 20 of his 28 passes (71.4 percent) for 235 yards and two touchdowns. Also in the quarterback group is junior Matt Fink, redshirt freshman Trevor Scully and true freshmen Scott Harris and Kedon Slovis.

Five starting defenders return for 2019 in linemen Christian Rector and Marlon Tuipulotu, linebackers John Houston Jr and Jordan Iosefa, and safeties Talana Hufanga and Isaiah Pola-Mao. The Trojans also return Jay Tufele who was a 2018 Freshman All-American first team selection with 23 tackles, 4.5 for loss, three sacks and a blocked field goal as a true freshman a season ago.

USC welcomes 33 newcomers to its roster, including 11 who were enrolled at the university and participating with the team during spring practices. The recruiting class was a Top 20 recruiting class this year.

The Trojans earned one preseason second team All-American nod, one third team and five honorable mention selections. The program also picked up five All-Pac-12 first team selections. USC has eight student-athletes represented on 11 watch lists this season.



Tedford looking for first win at the Coliseum

Coach Tedford enters LA Coliseum as a head coach for the seventh time on Saturday looking for his first win against the Men of Troy on their home turf. In his previous six visits, he was the head coach for the Cal Bears, and despite leaving Cal as its all-time winningest coach, he was 0-6 against USC in Los Angeles.

USC won the 2003 AP National Championship in owning a 12-1 record, its one loss coming against Tedford's Bears in a 34-31 triple OT thriller in Berkeley. USC went on to win 34 straight games after that loss.

Tedford vs. USC		
Yr.	Result	
2002	L, 30-28	A
2003	W, 34-31 (3 ^{OT})	H
2004	L, 23-17	A
2005	L, 35-10	H
2006	L, 23-9	A
2007	L, 24-17	H
2008	L, 17-3	A
2009	L, 30-3	H
2010	L, 48-14	A
2011	L, 30-9	*
2012	L, 27-9	A

SoCal Homecoming

When the Bulldogs kick off against USC in the Coliseum, 22 players from the Fresno State roster will be playing 50 miles or less from their respective hometowns.

OL Alex Akingbulu: Carson, Calif.	DB Deven Jarvis: West Covina, Calif.
QB Steven Comstock: Glendora, Calif.	DT Keiti Iakopo: Santa Ana, Calif.
P Blake Cusick: Monrovia, Calif.	LB Malachi Langley: Los Angeles, Calif.
RB Zion Echols: Covina, Calif.	DL Matt Lawson: Ontario, Calif.
WR Patrick Elima-Jeune: Inglewood, Calif.	QB Blaze McKibbin: Santa Monica, Calif.
WR Jamal Gaspie: Los Angeles, Calif.	DL Leonard Payne: Downey, Calif.
LB Rian Fields: Irvine, Calif.	DB Deonte Perry: Canoga Park, Calif.
DB Wylan Free: Compton, Calif.	QB Jorge Reyna: Downey, Calif.
OL Jace Fuamatu: Bellflower, Calif.	OL Matt Smith: Long Beach, Calif.
P Cade Fuller: Fountain Valley, Calif.	TE Duncan Smith: Burbank, Calif.
K Asa Fuller: Fountain Valley, Calif.	DE Andrew Wright: Buena Park, Calif.

→ Of the group of 22, DB Wylan Free and RB Zion Echols held offers from USC.

More Connections

A contest between two FBS programs within 230 miles of each other are bound to have ties ...

• Starting with staff, Bulldogs' tight ends coach Scott Thompson worked at USC before returning to his alma mater when Tedford arrived • Bulldogs' offensive analyst Brad Vonnahme's brother is Tanner Vonnahme, a video producer for the marketing staff at USC • Fresno State's head football equipment manager Josh Hewitt's father, Todd Hewitt, is the director of equipment operations at USC • Trojans' tight ends coach and special teams coordinator John Baxter was a member of Pat Hill's staff at Fresno State for 13 seasons (1997-2009) • Fresno State football alum Michael Pittman (1993-97), one of five Bulldog running backs to rush for more than 3,000 yards in a career ... his son Michael Pittman Jr., is a wide receiver for USC • Three players from USC hail from the Central Valley in OL Jacob Daniel (Clovis North), OL Andrew Vorhees (Kingsburg) and RB Quincy Jountti (Bakersfield Liberty)

Winning with your backyard

When Jeff Tedford took over as head coach after the conclusion of the 2016 season a mission of his was to flood the state of California when it came to recruiting. With 74 players from the Golden state in 2016, the Fresno State alum increased that number to 79 in 2017, and then to 86 last year. That number has continued to increase as the number of players who call California home now sits at 95.

→ Of the seven FBS programs in the state of California, Fresno State's roster has the most players who hail from California.

→ Eight of those 95 players returned to California after leaving the state after high school.

NO. OF PLAYERS FROM CALIFORNIA (California FBS teams)		
1.	Fresno State	95
2.	San Jose State	94
3.	UCLA	84
4.	Cal	73
5.	USC	72
6.	San Diego State	66
7.	Stanford	30

FRESNO STATE UNDER JEFF TEDFORD

CATEGORY.....	2019... AT FS
Record	22-6
MW	14-2
Non-Conference	5-3
MW Championships	1-1
Bowl games	2-0
Home	11-1
Away	9-5
Neutral	2-0
Day	8-2
Night (6 p.m. or later)	14-4
ABC	1-0
AT&T SportsNet/ROOT Sports	3-1
CBS Sports Network	4-0
ESPN	2-1
ESPN2	2-2
ESPN3/WatchESPN	1-0
ESPNU	5-0
FS1	1-1
KSEE-24	1-0
Pac-12 Network	0-1
Scoring First	18-1
Opponent Scores First	4-5
Leading at Half	20-2
Trailing at Half	1-3
Tied at the Half	1-1
Leading after Third	20-2
Trailing after Third	0-3
Tied after Third	2-1
Overtime Games	1-0
Scoring less than 20 pts.	2-6
Scoring 20-29 pts.	7-0
Scoring 30+ pts.	13-0
Allowing less than 20 pts.	16-1
Allowing 20-29 pts.	6-3
Allowing 30+ pts.	0-2
Rushing for less than 100 yds.	2-2
Rushing for 100-199 yds.	15-4
Rushing for 200+ yds.	5-0
Passing for less than 200 yds.	6-3
Passing for 200-299 yds.	9-3
Passing for 300+ yds.	7-0
Totaling less than 300 yds.	2-3
300-399 yds. of total offense	6-3
400+ yds of total offense	14-0
Allowing less than 100 yds. rushing	7-1
Allowing 100-199 yds. rushing	14-4
Allowing 200+ yds. rushing	1-1
Allowing less than 200 yds. passing	11-3
Allowing 200-299 yds. passing	10-2
Allowing 300+ yds. passing	1-1
Allowing less than 300 yds. total off.	9-0
Allowing 300-399 yds. total off.	12-3
Allowing 400+ yds. total off.	1-3
Having 100-yd. rusher	4-0
Opp. have 100-yd. rusher	4-2
No turnovers	10-1
1-2 turnovers	10-5
3 or more turnovers	2-0
No takeaways	3-2
1-2 takeaways	14-4
3 or more takeaways	5-0
30:00+ min. of possession	15-1
Under 30:00 min. of possession	7-5
Winning the coin toss	10-2
Losing the coin toss	12-4
Receiving opening kickoff	8-3
Kicking off to start the game	14-3



FS GAME-BY-GAME

2019 OFFENSE GAME-BY-GAME

RUSHING

Game	Att.	Yds.	TD	Long
@USC	-	-	-	-
Minn	-	-	-	-
Sac St.	-	-	-	-
@NMSU	-	-	-	-
@AF	-	-	-	-
UNLV	-	-	-	-
CSU	-	-	-	-
@UH	-	-	-	-
USU	-	-	-	-
@SDSU	-	-	-	-
NEV	-	-	-	-
@SJSU	-	-	-	-

PASSING

Game	Passes	Yds.	TD	Long
@USC	-	-	-	-
Minn	-	-	-	-
Sac St.	-	-	-	-
@NMSU	-	-	-	-
@AF	-	-	-	-
UNLV	-	-	-	-
CSU	-	-	-	-
@UH	-	-	-	-
USU	-	-	-	-
@SDSU	-	-	-	-
NEV	-	-	-	-
@SJSU	-	-	-	-

2019 DEFENSE GAME-BY-GAME

RUSHING DEFENSE

Game	Att.	Yds.	TD	Long
@USC	-	-	-	-
Minn	-	-	-	-
Sac St.	-	-	-	-
@NMSU	-	-	-	-
@AF	-	-	-	-
UNLV	-	-	-	-
CSU	-	-	-	-
@UH	-	-	-	-
USU	-	-	-	-
@SDSU	-	-	-	-
NEV	-	-	-	-
@SJSU	-	-	-	-

PASSING DEFENSE

Game	Passes	Yds.	TD	Long
@USC	-	-	-	-
Minn	-	-	-	-
Sac St.	-	-	-	-
@NMSU	-	-	-	-
@AF	-	-	-	-
UNLV	-	-	-	-
CSU	-	-	-	-
@UH	-	-	-	-
USU	-	-	-	-
@SDSU	-	-	-	-
NEV	-	-	-	-
@SJSU	-	-	-	-

SACKS/TFLS

Game	Sacks	Yds.	TFL	Yds.
@USC	-	-	-	-
Minn	-	-	-	-
Sac St.	-	-	-	-
@NMSU	-	-	-	-
@AF	-	-	-	-
UNLV	-	-	-	-
CSU	-	-	-	-
@UH	-	-	-	-
USU	-	-	-	-
@SDSU	-	-	-	-
NEV	-	-	-	-
@SJSU	-	-	-	-

Fresno State, Mountain West's recent success vs. the Pac-12

The Bulldogs defeated both UCLA and Arizona State in 2018, marking the first season since 2003 that Fresno State knocked off two Pac-12 (then Pac-10) opponents in the same season. Those two wins are part of a five game winning streak for Mountain West teams against Pac-12 programs - the streak was moved to five following Hawaii's week zero win versus Arizona. The Mountain West and Pac-12 face off twice in week one with Colorado State vs. Colorado (Friday, Aug. 30) and then the Bulldogs and Trojans Saturday night.

Sept. 15: Nevada def. Oregon State, 37-35
 Sept. 15: Fresno State def. UCLA, 38-14
 Sept. 15: San Diego State def. Arizona State, 28-21
 Dec. 15: Fresno State def. Arizona State, 31-20
 Aug. 24: Hawaii def. Arizona, 45-38

Preseason favorite to Win the West

The Bulldogs were picked to repeat as West Division champions by the media, the Mountain West announced on July 23. As the first-place pick for the West, Fresno State has earned its fourth division leading bid in the preseason media polls dating back to 2013, and second in as many years (2013, 2014, 2018 and 2019). The Bulldogs have won the West in every season that they have been the first-place pick in the preseason polls.

Along with a predicted first-place finish in its division, Fresno State secured three preseason all-conference selections in senior tight end Jared Rice, senior linebacker Mykal Walker and senior defensive back Juju Hughes.

Year	Conference	Prediction	Result
2012	Mountain West	3rd	T-1st*
2013	Mountain West	1st (West).....	1st (West)/Won MW Championship Game
2014	Mountain West	1st (West).....	1st (West)/Lost MW Championship Game
2015	Mountain West	2nd (West)	T-4th (West)
2016	Mountain West	4th (West)	6th (West)
2017	Mountain West	6th (West)	1st (West)/Lost MW Championship Game
2018	Mountain West	1st (West).....	1st (West)/Won MW Championship Game
2019	Mountain West	1st (West).....?	

* 2012 was the last season there was not a championship game and no divisional format

Team Captains

Seniors Jorge Reyna (QB), Juju Hughes (DB), Mykal Walker (LB) and junior Netane Muti (OL) were named the Bulldogs' 2019 team captains on Friday, Aug. 23. The captains are elected by votes from their peers.

This is the first time in Tedford's three seasons that four were named captains and not two. In the previous two seasons a duo served as the team's permanent captains throughout the season while two other individuals would be named on a game-by-game basis. It is anticipated that two of the four 2019 captains could step down on an alternating basis to allow game-by-game captains similar to 2017-18 during the 2019 season.

Who are you?

For every Bulldog who looks to his right or left this season, they're likely to see a new face if they are not new themselves as 41 newcomers stepped foot on campus for the first time in August for fall camp in 2019. Of the 41 newcomers, 32 are true freshmen while nine are transfers. Additionally, spring football saw six additions to the team that were not a part of the 2018 squad.

'Dogs in Season Openers

Fresno State begins its 98th season of football in the Aug. 31 opener against USC. When it comes to season openers, Fresno State has a 13-6 record since the year 2000 - with four of those six losses against top 25 teams (Ohio State-2000, Wisconsin-2002, Tennessee-2003 and USC-2014).

→ The Bulldogs are 57-36-4 in season openers all-time.

→ The last time the Bulldogs played a game in the month of August was the last time they traveled to open the 2014 season at USC - Aug. 30.



A new era under center

Over the previous two seasons, Marcus McMaryion guided the Bulldogs at quarterback and led the team to a 21-4 record as a starter. As that chapter closed, and Fresno State looked toward 2019, it did not take long to know who his predecessor would be...

Southern California native, Jorge Reyna, was named the Bulldogs' 2019 starting quarterback on April 26, shortly after spring football wrapped up. Tedford said about his decision in April, "it's important going into the summer to have leadership at that position. Jorge had a really great spring. He has command of the offense - he has been here going into his third season. He has played his role well in the past and has earned the right to be the starting quarterback."

After redshirting in 2017, Reyna appeared in 11 games for the Bulldogs in 2018, serving as the backup quarterback and primary holder as a redshirt junior. He had 12 attempts under center and completed eight passes for 111 yards and tossed one touchdown. On his first career attempt in the 2018 season opener against Idaho, he completed a 33-yard TD pass to Derrion Grim.

fewest collegiate attempts

School	Att.	Cmp.	TD
Auburn	2	1	0
Penn State	7	5	2
NC State	7	8	0
Boise State	10	7	1
Fresno State	12	8	1
Georgia Tech	17	8	2
Middle Tennessee	21	9	0

Reyna, a Pasadena High School graduate, transferred to Fresno State from West Los Angeles College, where he was named the Metro League Offensive Player of the Year. As a dual-threat quarterback, Reyna completed 316-of-448 attempts (70.5 percent) for 3,646 yards and 39 touchdowns, with eight interceptions, before arriving to Fresno State's campus.

Reyna will be working toward a masters in education-curriculum and instruction in 2019, having already completed his bachelors degree at Fresno State in multimedia production.

A trio to count on

While it's true the offense returns just three starters from the 2018 team, the trio of RB Ronnie Rivers, TE Jared Rice and OL Syrus Tuitele were stalwarts of the 2018 team. Rice is the only senior of the group in 2019 while Rivers and Tuitele are juniors.

Family Ties on the offense

- Rivers, whose father Ron remains the second-leading rusher in program history piling up 3,473 yards in his career from 1991-93 and played in the Bulldogs' Freedom Bowl win against USC in 1992, enters his junior season on watch lists for the Doak Walker Award and Paul Hornung Award.
- Rice, his younger brother Justin is projected to be a starter on the defensive side of the ball in 2019. The Rice brothers won three state titles together at Central Catholic in Modesto, Calif. Their father played quarterback at Cal during the 1984 season and at UC Davis from 1985-88. The youngest of the three Rice brothers, Jack, is a freshman equipment manager for the football team.

This guy can do it all

Josh Hokit opted out of a scholarship to wrestle at Drake and walked on to the Fresno State football team as a linebacker at his first fall camp as a freshman in 2016. He ended up playing as a true freshman at linebacker as well as at fullback, running back and on special teams. His role as a running back went full-time after a Nov. 19 game against Hawai'i where he exploded for 97 yards on 18 carries. A week later he got his first start at running back. Fast forward to 2019 spring football, and Hokit returned back to linebacker midway through the team's 15 practices, because he missed the first half due to being at the NCAA wrestling national championships, earning all-american status by placing fifth in the 197 lb. division. He repped at linebacker for the remainder of spring football and the first 13 practices of fall camp in 2019 before a rash of injuries ultimately turned the team-first player back to running back overnight for practice No. 14.

→ Fresno State's career leading returner for passing TDs? You guessed it, Josh Hokit. The senior has logged two TD throws in his Bulldog career - more than anyone else in the current quarterback room.

GAME-BY-GAME FIRST DOWNS

Opponent	(BY QUARTER)	TOTAL
at USC.....	(-)	-
Minnesota.....	(-)	-
Sacramento St.....	(-)	-
at New Mexico St.....	(-)	-
at Air Force.....	(-)	-
UNLV.....	(-)	-
Colorado St.....	(-)	-
at Hawai'i.....	(-)	-
Utah State.....	(-)	-
at San Diego St.....	(-)	-
Nevada.....	(-)	-
at San Jose St.....	(-)	-

GAME-BY-GAME

YARDAGE GAINED BY QTR

Opponent	1Q	2Q	3Q	4Q	OT
at USC	-	-	-	-	-
Minnesota	-	-	-	-	-
Sacramento St.	-	-	-	-	-
at New Mexico St.	-	-	-	-	-
at Air Force	-	-	-	-	-
UNLV	-	-	-	-	-
Colorado St.	-	-	-	-	-
at Hawai'i	-	-	-	-	-
Utah State	-	-	-	-	-
at San Diego St.	-	-	-	-	-
Nevada	-	-	-	-	-
at San Jose St.	-	-	-	-	-

GAME-BY-GAME

CUMULATIVE YARDAGE GAINED BY QTR

Opponent	1Q	2Q	3Q	4Q	OT
at USC	-	-	-	-	-
Minnesota	-	-	-	-	-
Sacramento St.	-	-	-	-	-
at New Mexico St.	-	-	-	-	-
at Air Force	-	-	-	-	-
UNLV	-	-	-	-	-
Colorado St.	-	-	-	-	-
at Hawai'i	-	-	-	-	-
Utah State	-	-	-	-	-
at San Diego St.	-	-	-	-	-
Nevada	-	-	-	-	-
at San Jose St.	-	-	-	-	-

OPPONENTS GAME-BY-GAME FIRST DOWNS

Opponent	(BY QUARTER)	TOTAL
at USC.....	(-)	-
Minnesota.....	(-)	-
Sacramento St.....	(-)	-
at New Mexico St.....	(-)	-
at Air Force.....	(-)	-
UNLV.....	(-)	-
Colorado St.....	(-)	-
at Hawai'i.....	(-)	-
Utah State.....	(-)	-
at San Diego St.....	(-)	-
Nevada.....	(-)	-
at San Jose St.....	(-)	-

OPPONENTS GAME-BY-GAME

YARDAGE GAINED BY QTR

Opponent	1Q	2Q	3Q	4Q	OT
at USC	-	-	-	-	-
Minnesota	-	-	-	-	-
Sacramento St.	-	-	-	-	-
at New Mexico St.	-	-	-	-	-
at Air Force	-	-	-	-	-
UNLV	-	-	-	-	-
Colorado St.	-	-	-	-	-
at Hawai'i	-	-	-	-	-
Utah State	-	-	-	-	-
at San Diego St.	-	-	-	-	-
Nevada	-	-	-	-	-
at San Jose St.	-	-	-	-	-

OPPONENTS GAME-BY-GAME

CUMULATIVE YARDAGE GAINED BY QTR

Opponent	1Q	2Q	3Q	4Q	OT
at USC	-	-	-	-	-
Minnesota	-	-	-	-	-
Sacramento St.	-	-	-	-	-
at New Mexico St.	-	-	-	-	-
at Air Force	-	-	-	-	-
UNLV	-	-	-	-	-
Colorado St.	-	-	-	-	-
at Hawai'i	-	-	-	-	-
Utah State	-	-	-	-	-
at San Diego St.	-	-	-	-	-
Nevada	-	-	-	-	-
at San Jose St.	-	-	-	-	-



FS MW RANKINGS (2018)

3rd Down Conversion Pct (12 ranked)	3
3rd Down Conversion Pct Defense (12 ranked)	4
4th Down Conversion Pct (12 ranked)	1
4th Down Conversion Pct Defense (12 ranked)	6
Completion Percentage (12 ranked)	1
Fewest Penalties (12 ranked)	4
Fewest Penalties Per Game (12 ranked)	3
Fewest Penalty Yards (12 ranked)	5
Fewest Penalty Yards Per Game (12 ranked)	2
First Downs Defense (12 ranked)	5
First Downs Offense (12 ranked)	4
Fumbles Lost (12 ranked)	6
Fumbles Recovered (12 ranked)	6
Kickoff Return Defense (12 ranked)	6
Kickoff Returns (12 ranked)	6
Net Punting (12 ranked)	1
Passes Had Intercepted (12 ranked)	3
Passes Intercepted (12 ranked)	2
Passing Offense (12 ranked)	6
Passing Yards Allowed (12 ranked)	1
Passing Yards per Completion (12 ranked)	6
Punt Return Defense (12 ranked)	1
Punt Returns (12 ranked)	8
Red Zone Defense (12 ranked)	1
Red Zone Offense (12 ranked)	2
Rushing Defense (12 ranked)	5
Rushing Offense (12 ranked)	7
Sacks Allowed (12 ranked)	3
Scoring Defense (12 ranked)	1
Scoring Offense (12 ranked)	3
Tackles for Loss Allowed (12 ranked)	1
Team Passing Efficiency (12 ranked)	1
Team Passing Efficiency Defense (12 ranked)	1
Team Sacks (12 ranked)	8
Team Tackles for Loss (12 ranked)	10
Time of Possession (12 ranked)	4
Total Defense (12 ranked)	1
Total Offense (12 ranked)	4
Turnover Margin (12 ranked)	2
Turnovers Gained (12 ranked)	2
Turnovers Lost (12 ranked)	3

USC PAC-12 RANKINGS (2018)

3rd Down Conversion Pct (12 ranked)	9
3rd Down Conversion Pct Defense (12 ranked)	8
4th Down Conversion Pct (12 ranked)	9
4th Down Conversion Pct Defense (12 ranked)	9
Completion Percentage (12 ranked)	7
Fewest Penalties (12 ranked)	12
Fewest Penalties Per Game (12 ranked)	12
Fewest Penalty Yards (12 ranked)	11
Fewest Penalty Yards Per Game (12 ranked)	11
First Downs Defense (12 ranked)	5
First Downs Offense (12 ranked)	12
Fumbles Lost (12 ranked)	9
Fumbles Recovered (12 ranked)	9
Kickoff Return Defense (12 ranked)	10
Kickoff Returns (12 ranked)	4
Net Punting (12 ranked)	11
Passes Had Intercepted (12 ranked)	4
Passes Intercepted (12 ranked)	11
Passing Offense (12 ranked)	6
Passing Yards Allowed (12 ranked)	5
Passing Yards per Completion (12 ranked)	5
Punt Return Defense (12 ranked)	10
Punt Returns (12 ranked)	2
Red Zone Defense (12 ranked)	4
Red Zone Offense (12 ranked)	9
Rushing Defense (12 ranked)	9
Rushing Offense (12 ranked)	10
Sacks Allowed (12 ranked)	7
Scoring Defense (12 ranked)	8
Scoring Offense (12 ranked)	9
Tackles for Loss Allowed (12 ranked)	4
Team Passing Efficiency (12 ranked)	9
Team Passing Efficiency Defense (12 ranked)	6
Team Sacks (12 ranked)	4
Team Tackles for Loss (12 ranked)	2
Time of Possession (12 ranked)	9
Total Defense (12 ranked)	7
Total Offense (12 ranked)	10
Turnover Margin (12 ranked)	11
Turnovers Gained (12 ranked)	11
Turnovers Lost (12 ranked)	10

printed before Army-Navy game

Youth movement

The Bulldogs lost eight senior wide receivers from the 2018 team, including the Arizona Cardinals' sixth-round draft pick KeeSean Johnson - who departed as the Bulldogs' all-time leader in receptions (275) and receiving yards (3,463). The exodus set Fresno State up for a youth movement in 2019, and its led by 247sports.com four-star recruit Jalen Cropper from nearby Parlier, Calif. who had offers from five different Pac-12 programs. There are also high hopes for newcomers Josh Kelly (Fr.), Jamal Glaspie (Fr.) and Keric Wheatfall (Jr.) to be immediate impact players. The departure of last year's corps also opens the door for the three returning letterwinners in the wide out room - Chris Coleman, Patrick Elima-Jeune, Derrion Grim - to take on larger leadership roles.

Can the Bulldogs' O-Line keep it up in year three under Grubb?

Ryan Grubb built on an impeccable first-year with the program in year two, having an offensive line unit that allowed just 12 sacks. In two seasons under Grubb, Fresno State has surrendered only 22 sacks. In 2018 alone, 97 of the 129 FBS programs allowed 22 sacks or more.

At a clip of 0.86 sacks allowed per game in 2018, the Bulldogs ranked sixth-best in the FBS. In addition, Fresno State allowed just 54 tackles for loss, which at a rate of 3.86 tackles for loss allowed per game ranked fifth-best in the nation.

Comeback tour

Netane Muti, a 14-game starter in his first season as a redshirt freshman in 2017, was sidelined in 2018 after suffering a torn achilles in the Bulldogs' week two contest at Minnesota. So while on paper Fresno State has just one starter (Syrus Tuitele) returning to its lineup in 2019, the Bulldogs will have a huge lift with the return of Muti for his junior season.

A simple football formula: force turnovers and don't give them up

It's hard to argue that your win probability rises when you win the turnover battle, and recent Fresno State success can be used to prove that theory. In the Bulldogs' 14-game season that racked up a program-best 12 wins, there were six games where Fresno State did not turn the ball over, and in total the team surrendered 14 turnovers in 2018. On the flip side, Fresno State's defense was a thorn in opposing quarterbacks' sides last season as the unit reeled in 19 interceptions and seven fumbles for the ninth-best turnover margin (+0.86) in FBS football.

Turnovers Lost (last 10 years)

Year (gms)	Games w/o TO	Total Lost
2018 (14)	6	14
2017 (14)	5	13
2016 (12)	3	18
2015 (12)	3	23
2014 (14)	1	27
2013 (13)	4	21
2012 (13)	3	20
2011 (13)	2	22
2010 (13)	1	23
2009 (13)	3	23

→ The Bulldogs were one of only 13 FBS teams in 2018 to record more interceptions than allow passing touchdowns with 19 picks compared to allowing just 15 passing touchdowns.

→ Fresno State was one of seven schools to record at least four more interceptions than allow pass touchdowns.

Depth and experience on the interior

Plugging the middle of the line should not be an issue for the Bulldogs entering the season as they boast one of their deepest and most experienced defensive tackle groups in recent years under first-year defensive line coach Will Plemons. Fresno State returns four of its five tackles from a season ago, losing just Patrick Belony to graduation. Kevin Atkins (28 games), Jasad Haynes (24 games), Keiti Iakopo (26 games), Ricky McCoy (13 games) have combined to play in 91 games during the past two seasons.

→ Iakopo led the defensive tackles in 2018 with 36 tackles while Atkins and Haynes each had 4.5 sacks.



Death, taxes and the Bulldogs keeping opponents under 30

After 28 total games in the Tedford era, the defense has actually been the hallmark of the “quarterback guru’s” tenure. Fresno State has held opponents to 16.0 points per game under Tedford. Furthermore, the Bulldogs have not allowed an opponent to score 30 or more points since Sept. 16, 2017 at Washington (L, 48-16), a stretch of 25 straight games, which is the longest active such streak in the FBS.

CONSECUTIVE GAMES ALLOWING 30 POINTS OR LESS		
Fresno State:	25	
Mississippi State:	14	
Norte Dame:	14	
Michigan State:	12	

→ Fresno State is one of four teams in the FBS entering the 2019 season to own a streak of double-digit games allowing 30 points or less, and the only team with a streak over 20.

Defensive cover

A big part of Fresno State’s success on the defensive side the ball in recent years has been its secondary under the guidance of third-year defensive backs coach, J.D. Williams. Once a standout himself in the Bulldogs’ defensive backfield, Williams has seen his group’s pass efficiency defense drop in each of the past two seasons. His first year saw the Bulldogs ranked No. 33 (118.61), up 72 spots from the previous season when they ranked 102nd and held of a rating of 143.29. Last year, the ‘Dogs ranked fifth nationally in the category (104.09) and were one of only five to have hold a rating below 105.

Big shoes to fill

With the departure of Jeff Allison after the junior was named 2018 Mountain West Defensive Player of the Year, the Bulldogs entered the offseason with a big hole to fill in the middle of their defense. In steps 6-foot-3, 230-pound Mykal Walker. A natural fit at linebacker, the Sacramento native came to Fresno State two years ago from Azusa Pacific. After moving to defensive end last season where he led the team in tackles for loss, quarterback hurries, forced fumbles, fumble recoveries and blocked kicks, he will slide back into a position that will allow him the freedom to put his athletic prowess on display.

WALKER’S 2018 STATS		
Tackles	87	T-2nd
Tackles for loss	14.0	1st
Sacks	4.5	2nd
Interceptions	1	T-5th
Breakups	6	5th
QB Hurries	5	1st
Fumbles Recoved	2	T-1st
Forced Fumbles	2	1st
Blocked Kicks	2	1st
Defensive TDs	1	T-2nd

→ Eight months after being named Defensive MVP of the 2018 Mountain West Championship game where he recorded a season-high 12 tackles to go with 2.5 TFLs and a fumble recovery, Walker was named to the watch lists for the Butkus (linebacker), Bednarik (defensive) and Nagurski (defensive) awards.

→ Mykal is following in the footsteps of his late father Michael Walker, who similarly played at Fresno State in 1985-86 after redshirting as a Bulldog in 1984. His father transferred to Fresno State from College of Marin and tallied 65 tackles and 6.5 sacks at Fresno State under Jim Sweeney.

New look in the second level

Entering the 2019 season, Fresno State’s three starting linebackers will have made a combined zero starts at linebacker. With the departure of Jeff Allison, the team’s starting middle linebacker the last two seasons, Fresno State also saw the graduation of its starting outside linebackers, James Bailey and George Helmuth. This year will see Mykal Walker, who started all 14 games last season at defensive end, at middle linebacker. He will be flanked by a pair of converted linebackers. Justin Rice, who started his Bulldog career in 2016 as a running back, will take over Helmuth’s position while Arron Mosby, who came to Fresno State as a safety, will fill Bailey’s spot on the opposite side.

FS FBS RANKINGS (2018)

3rd Down Conversion Pct (129 ranked)	25
3rd Down Conversion Pct Defense (129 ranked)	22
4th Down Conversion Pct (129 ranked)	5
4th Down Conversion Pct Defense (129 ranked)	66
Completion Percentage (129 ranked)	6
Fewest Penalties (129 ranked)	48
Fewest Penalties Per Game (129 ranked)	34
Fewest Penalty Yards (129 ranked)	45
Fewest Penalty Yards Per Game (129 ranked)	24
First Downs Defense (129 ranked)	48
First Downs Offense (129 ranked)	45
Fumbles Lost (127 ranked)	51
Fumbles Recovered (126 ranked)	81
Kickoff Return Defense (129 ranked)	54
Kickoff Returns (129 ranked)	67
Net Punting (129 ranked)	18
Passes Had Intercepted (129 ranked)	14
Passes Intercepted (129 ranked)	4
Passing Offense (129 ranked)	29
Passing Yards Allowed (129 ranked)	23
Passing Yards per Completion (129 ranked)	62
Punt Return Defense (129 ranked)	10
Punt Returns (129 ranked)	79
Red Zone Defense (129 ranked)	1
Red Zone Offense (129 ranked)	19
Rushing Defense (129 ranked)	30
Rushing Offense (129 ranked)	86
Sacks Allowed (129 ranked)	6
Scoring Defense (129 ranked)	3
Scoring Offense (129 ranked)	26
Tackles for Loss Allowed (129 ranked)	5
Team Passing Efficiency (129 ranked)	8
Team Passing Efficiency Defense (129 ranked)	5
Team Sacks (129 ranked)	100
Team Tackles for Loss (129 ranked)	102
Time of Possession (129 ranked)	41
Total Defense (129 ranked)	17
Total Offense (129 ranked)	47
Turnover Margin (128 ranked)	9
Turnovers Gained (129 ranked)	11
Turnovers Lost (129 ranked)	15

USC FBS RANKINGS (2018)

3rd Down Conversion Pct (129 ranked)	87
3rd Down Conversion Pct Defense (129 ranked)	76
4th Down Conversion Pct (129 ranked)	68
4th Down Conversion Pct Defense (129 ranked)	102
Completion Percentage (129 ranked)	52
Fewest Penalties (129 ranked)	110
Fewest Penalties Per Game (129 ranked)	120
Fewest Penalty Yards (129 ranked)	113
Fewest Penalty Yards Per Game (129 ranked)	122
First Downs Defense (129 ranked)	43
First Downs Offense (129 ranked)	105
Fumbles Lost (127 ranked)	81
Fumbles Recovered (126 ranked)	96
Kickoff Return Defense (129 ranked)	109
Kickoff Returns (129 ranked)	34
Net Punting (129 ranked)	113
Passes Had Intercepted (129 ranked)	53
Passes Intercepted (129 ranked)	126
Passing Offense (129 ranked)	48
Passing Yards Allowed (129 ranked)	61
Passing Yards per Completion (129 ranked)	69
Punt Return Defense (129 ranked)	101
Punt Returns (129 ranked)	45
Red Zone Defense (129 ranked)	53
Red Zone Offense (129 ranked)	98
Rushing Defense (129 ranked)	67
Rushing Offense (129 ranked)	106
Sacks Allowed (129 ranked)	67
Scoring Defense (129 ranked)	64
Scoring Offense (129 ranked)	90
Tackles for Loss Allowed (129 ranked)	41
Team Passing Efficiency (129 ranked)	70
Team Passing Efficiency Defense (129 ranked)	57
Team Sacks (129 ranked)	43
Team Tackles for Loss (129 ranked)	32
Time of Possession (129 ranked)	93
Total Defense (129 ranked)	60
Total Offense (129 ranked)	83
Turnover Margin (128 ranked)	119
Turnovers Gained (129 ranked)	126
Turnovers Lost (129 ranked)	79



MEDIA INFORMATION

Media Availability

Interviews for Bulldog players and coaches will be coordinated through the Fresno State Athletics Communications Office 24 hours in advance to ensure availability.

Contact Matt Burkholder at (559) 278-6186 to make arrangements for interviews with student-athletes and coaches. Freshmen (both true and redshirt) along with any other newcomers to the program will not be allowed to do interviews until after they play in their first game, per team rules.

In-Season Media Interview Schedule

Sunday:

No media.

Monday:

Head Coach Jeff Tedford weekly press conference.

Tuesday:

Players day: players after practice.

Wednesday:

Assistant coaches after practice.

Thursday

Head Coach Jeff Tedford after practice.

Friday:

No media.

Saturday:

Post-game only.

Weekly Media Conference

Fresno State's weekly media conference will be held at 11 a.m. in the Josephine Theater inside the Duncan Building on Mondays during the football season. The press conference is open to credentialed members of the media only. The media conference can be viewed live via the Mountain West Network.

ESPN Coaches Show

The weekly radio show airs live on ESPN Radio (940 AM) with host Paul Loeffler. The Dog House Grill hosts the show from 6-7 p.m. each Wednesday of a game week.

Football Email List

If you would like to be added to the Bulldog football email list to receive breaking news about the team, please contact Matt Burkholder.

Fresno State Athletics Communications

5305 N. Campus Drive
Mail Stop 27
Fresno, CA 93740
Phone: (559) 278-6873
Tickets: (559) 278-DOGS (3647)
Press Box: (559) 278-5959

ATHLETICS COMMUNICATIONS:

FB Contact..... Matt Burkholder
Email.....mburkholder@csufresno.edu
Office..... 559-278-6186
Secondary..... Josh Mitchell
Email.....jomitchell@csufresno.edu
Office..... 559-278-7301
Tertiary..... Savannah Stoeckle
Email.....sstoeckle489@mail.fresnostate.edu
Office..... 559-278-4645

gobulldogs.com

Dogs with bachelor's degrees

There are three Bulldog football players on the 2019 roster that already own bachelor's degrees. Those three who are in master's programs this fall are:

1. Alex Akingbulu - Graduate transfer to Fresno State from UCLA. Graduated in spring '19 with a bachelor's degree in sociology. Starting graduate degree in curriculum and instruction program.
2. Frank Dalena - Graduated spring '19 with a bachelor's degree in ag business. Starting graduate degree in water resource management.
3. Jorge Reyna - Graduated spring '19 with a bachelor's degree in multimedia production. Starting graduate degree in curriculum and instruction program.

A look at the experience returning to 2019

MOST CAREER STARTS (10 GAMES +)

DB	Juju Hughes (Sr.)	28
DB	Jaron Bryant (Sr.)	27
TE	Jared Rice (Sr.)	20
OL	Netane Muti (Jr.)	16
DT	Kevin Atkins (Jr.)	14
LB	Mykal Walker (Sr.)	14
RB	Ronnie Rivers (Jr.)	13
OL	Syrus Tuitele (Jr.)	12
DE	Kwami Jones (Sr.)	10

MOST CONSECUTIVE STARTS

DB	Juju Hughes (Jr.)	28
DB	Jaron Bryant (Jr.)	25
TE	Jared Rice (Jr.)	15
DB	Mykal Walker (Jr.)	14
DE	Kwami Jones (Sr.)	10
OL	Syrus Tuitele (Jr.)	5
DT	Keiti Iakopo (Sr.)	4
RB	Ronnie Rivers (Jr.)	2

MOST CAREER GAMES PLAYED (16 GAMES +)

P	Blake Cusick (Sr.)	40
DB	Juju Hughes (Sr.)	40
DB	Jaron Bryant (Sr.)	39
RB	Josh Hokit (Sr.)	39
TE	Jared Rice (Sr.)	38
DT	Jasad Haynes (Sr.)	29
DT	Kevin Atkins (Sr.)	28
LS	Jacob Westberry (Jr.)	28
WR	Derrion Grim (Sr.)	27
DE	Kwami Jones (Sr.)	27
LB	Arron Mosby (Jr.)	27
DT	Keiti Iakopo (Sr.)	26
RB	Jordan Mims (Jr.)	26
DE	Andrew Wright (Jr.)	25
RB	Ronnie Rivers (Jr.)	24
RB	Saevion Johnson (Jr.)	21
OL	Syrus Tuitele (Jr.)	21
LB	Justin Rice (RJr.)	20
OL	Netane Muti (Jr.)	16
OL	Quiroo Woodley (RSo.)	16

Bulldogs in the NFL

Former Bulldog	NFL Team	Position	NFL EXP.
Davante Adams (2012-13)	Green Bay Packers	WR	5
Derek Carr (2009-13)	Oakland Raiders	QB	5
Tyler Davison (2011-14)	New Orleans Saints	DT	4
KeeSean Johnson (2014-18)	Arizona Cardinals	WR	R
Curtis Riley (2013-14)	Oakland Raiders	FS	3
Derron Smith (2010-14)	Minnesota Vikings	DB	4
Micah St. Andrew (2014-18)	Detroit Lions	OL	R
Charles Washington (2011-15)	Detroit Lions	DB	2
Cody Wichmann (2010-14)	Dallas Cowboys	G	4
Kenny Wiggins (2007-10)	Detroit Lions	G-T	5

An All-Star Trio

Fresno State is the proud home of alumni Derek Carr (NFL-Oakland Raiders), Paul George (NBA-Los Angeles Clippers) and Aaron Judge (MLB-New York Yankees).

Other current players of the MLB in addition to Judge from Fresno State are Jordan Luplow (Cleveland Indians), Justin Miller (Washington Nationals) & Justin Wilson (New York Mets).

In addition to Paul George for current NBA players from Fresno State is Tyler Johnson (Phoenix Suns).



This N' That:

- The Bulldogs will look to repeat as outright MW Champions for the first time returning 35 lettermen (lost 29). The Bulldogs shared the MW title in 2012 (the last season there was not a league championship game) before winning the inaugural championship game in 2013.
- Fresno State returns 12 starters and lost 13. The offense took the biggest hit as eight were lost from that group.
- The Bulldogs will have three returners that own at least 20 career starts. Safety Juju Hughes leads the trio with 28 while cornerback Jaron Bryant owns 27 and tight end Jared Rice has 20.
- The Bulldogs' offensive line coach the past two seasons, Ryan Grubb, was promoted to offensive coordinator/associate head coach on Feb. 18. He still leads the offensive line group in his new role.
- On February 18, Fresno State introduced the additions of three assistant coaches: Danny Langsdorf (quarterbacks coach/passing game coordinator), Will Plemons (defensive line coach) and Roman Sapolu (assistant offensive line coach). The Bulldogs lost the services of Kalen DeBoer, Jamar Cain and Lucas Gingold to vacate those roles.
- James Bailey, a senior linebacker from the 2018 squad, now assists the coaching staff - defensive quality control ... Maamaloa Mafi, also a 2018 squad member, is serving as a student assistant for the coaching staff.
- The Bulldogs gained 2018 recruiting class signees Rodney Wright III (wide receiver) and Deshawn Ruffin (defensive back) for spring football in 2019. The duo grey-shirted last year.
- Fresno State collected 15 All-Mountain West honors last season. Of those that got the nod that return in 2019 are: first-team defensive end Mykal Walker (now linebacker for 2019), second-team punter Blake Cusick, second-team defensive back Juju Hughes, second-team tight end Jared Rice, honorable mention selection defensive back Jaron Bryant and honorable mention selection defensive lineman Jasad Haynes.
- The Bulldogs lost juniors Jeff Allison (linebacker) and Mike Bell (safety) as early entrants to the NFL Draft.
- Jeff Allison (linebacker), Mike Bell (safety) and KeeSean Johnson (wide receiver) represented Fresno State at the 2019 NFL Scouting Combine. The Bulldogs shared the league lead with San Diego State for the most invites (3). The Mountain West had a total of 14 players representing the conference.

This N' That -- offensively:

- Fresno State returns three starters on offense.
- Though not deemed a returning starter, the 'Dogs will regain the services of offensive lineman Netane Muti. He started all 14 games at left guard as a redshirt freshman in 2017 and the first two games of 2018 before suffering a season-ending injury on Sept. 8 at Minnesota.
- In spite of the number of starters lost, the run game returns 81 percent of the rushing yards gained a season ago. Starting running back Ronnie Rivers (743) returns for his junior season as well as junior Jordan Mims (436) and senior Josh Hokit (260). That trio has combined for 3,129 yards over the last two seasons.
- Incoming quarterbacks coach Danny Langsdorf inherits a group that shares zero starts among them. Marcus McMaryion departed with a 21-4 record as a starter over the last two seasons. Now-senior Jorge Reyna, Jeff Tedford's first recruit and a junior college transfer from West Los Angeles College, returns with the most experience under Tedford's system.
- A total of eight seniors were lost from the wide receiver group (lettermen and non-lettermen).
- Tight end Jared Rice returns as the Bulldogs' active leader in career receptions (81) and receiving yards (1,058).

This N' That -- defensively:

- Fresno State returns six starters on defense, including the Mountain West Championship game MVP, defensive end Mykal Walker.
- Walker led the team in TFLs in 2018 with 14.0 and tied for the second-most tackles (87).
- While last season the 'Dogs lost all four members of the defensive line, all four of 2018's starters return to the 2019 team. A position group was again depleted to zero, however, as all three linebackers were lost to graduation or the NFL Draft.
- Fresno State lost four of its top five tacklers from 2018 as all three linebackers ranked in the top five in that category - No. 1 Jeff Allison (126), No. 2 George Helmuth (87) and No. 5 James Bailey (80).
- Fresno State ranked fourth in the FBS in 2018 in passes intercepted with 19. Ten Bulldogs chipped in for that total last season and six of those individuals return in 2019, including one of two team-leaders that posted four picks, Juju Hughes.

AP TOP 25 (PRESEASON)

1. Clemson (52).....	0-0
2. Alabama (10).....	0-0
3. Georgia.....	0-0
4. Oklahoma.....	0-0
5. Ohio State.....	0-0
6. LSU.....	0-0
7. Michigan.....	0-0
8. Florida.....	0-0
9. Notre Dame.....	0-0
10. Texas.....	0-0
11. Oregon.....	0-0
12. Texas A&M.....	0-0
13. Washington.....	0-0
14. Utah.....	0-0
15. Penn State.....	0-0
16. Auburn.....	0-0
17. UCF.....	0-0
18. Michigan State.....	0-0
19. Wisconsin.....	0-0
20. Iowa.....	0-0
21. Iowa State.....	0-0
22. Syracuse.....	0-0
23. Washington State.....	0-0
24. Nebraska.....	0-0
25. Stanford.....	0-0

Others receiving votes: Missouri 117, Army 94, Mississippi State 87, Miami 70, Northwestern 63, TCU 57, Virginia 44, Boise State 38, Cincinnati 16, South Carolina 15, Virginia Tech 12, Fresno State 8, Utah State 8, Minnesota 7, Memphis 6, Appalachian State 5, West Virginia 3, Oklahoma State 3, UAB 3, Arizona State 3, Arizona 1, USC 1

USA TODAY COACHES POLL (PRESEASON)

1. Clemson (59).....	0-0
2. Alabama (6).....	0-0
3. Georgia.....	0-0
4. Oklahoma.....	0-0
5. Ohio State.....	0-0
6. LSU.....	0-0
7. Michigan.....	0-0
8. Florida.....	0-0
9. Notre Dame.....	0-0
10. Texas.....	0-0
11. Texas A&M.....	0-0
12. Washington.....	0-0
13. Oregon.....	0-0
14. Penn State.....	0-0
15. Utah.....	0-0
16. Auburn.....	0-0
17. UCF.....	0-0
18. Wisconsin.....	0-0
19. Iowa.....	0-0
20. Michigan State.....	0-0
21. Washington State.....	0-0
22. Syracuse.....	0-0
23. Stanford.....	0-0
24. Iowa State.....	0-0
25. Northwestern.....	0-0

Others receiving votes: Nebraska 152, Boise State 118, Mississippi State 111, Miami 94, Army 91, Kentucky 79, Virginia Tech 64, TCU 63, USC 47, Fresno State 32, Utah State 32, Virginia 30, Cincinnati 25, West Virginia 24, Memphis 24, Oklahoma State 20, South Carolina 15, NC State 12, Duke 10, Boston College 5, Florida State 4, Baylor 4, Appalachian State 4, Houston 3, North Texas 3, Temple 2, Arizona State 2, UCLA 2, Minnesota 1, Ole Miss 1, Tennessee 1, Troy 1

CFP (FINAL: 12/2/18)

1. Alabama.....	13-0
2. Clemson.....	13-0
3. Notre Dame.....	12-0
4. Oklahoma.....	12-1
5. Georgia.....	11-2
6. Ohio State.....	12-1
7. Michigan.....	10-2
8. UCF.....	12-0
9. Washington.....	10-3
10. Florida.....	9-3
11. LSU.....	9-3
12. Penn State.....	9-3
13. Washington State.....	10-2
14. Kentucky.....	9-3
15. Texas.....	9-4
16. West Virginia.....	8-3
17. Utah.....	9-4
18. Mississippi State.....	8-4
19. Texas A&M.....	8-4
20. Syracuse.....	9-3
21. Fresno State.....	11-2
22. Northwestern.....	8-5
23. Missouri.....	8-4
24. Iowa State.....	8-4
25. Boise State.....	10-3



2019 PRESEASON MOUNTAIN WEST FOOTBALL ALL-CONFERENCE AND AWARDS



The Fresno State football team has been picked to repeat as West Division champions by the media, the Mountain West announced on July 23 prior to kicking off the 2019 football Media Days in Las Vegas.

As the first-place pick for the West, Fresno State has earned its fourth division leading bid in the preseason media polls dating back to 2013, and second in as many years (2013, 2014, 2018 and 2019). The Bulldogs have prevailed and won the West in every season that they have been the first-place pick in the preseason polls.

Along with a predicted first-place finish in its division, Fresno State secured three preseason all-conference selections in senior tight end Jared Rice, senior linebacker Mykal Walker and senior defensive back Juju Hughes.

It was been a busy July for Fresno State's three preseason All-Mountain West selections as each of the senior Bulldogs have been named to seven watch lists for awards in their respective positions.

Rice, Walker and Hughes are continuing their successes from the 2018 season as each were named to either the All-Mountain West first or second team a season ago.

2019 PREDICTED ORDER OF FINISH

West Division

Rank	Team (first-place votes)	Points
1.	Fresno State (17)	122
2.	San Diego State (3)	106
3.	Nevada	74
4.	Hawai'i (1)	67
5.	UNLV	51
6.	San José State	21

2019 PREDICTED ORDER OF FINISH

Mountain Division

Rank	Team (first-place votes)	Points
1.	Boise State (15)	120
2.	Utah State (6)	108
3.	Air Force	73
4.	Wyoming	66
5.	Colorado State	52
6.	New Mexico	22

2018 ALL-MOUNTAIN WEST PRESEASON AWARDS

Offensive Player of the Year: Jordan Love, Jr., QB, Utah State

Defensive Player of the Year: Curtis Weaver, Jr., DL, Boise State

Special Teams Player of the Year: Cooper Rothe, Sr., PK, Wyoming

2019 ALL-MOUNTAIN WEST PRESEASON FOOTBALL TEAM

OFFENSE

QB: Jordan Love**, Jr., Utah State
 WR: John Hightower, Sr., Boise State
 WR: Cedric Byrd II, Sr., Hawai'i
 RB: Juwan Washington, Sr., San Diego State
 RB: Toa Taua, So., Nevada
 OL: Ezra Cleveland*, Jr., Boise State
 OL: John Molchon*, Sr., Boise State
 OL: Jake Nelson, Sr., Nevada
 OL: Keith Ismael*, Jr., San Diego State
 OL: Justin Polu, Sr., UNLV
 TE: Jared Rice**, Sr., Fresno State

* - member of the 2018 All-Mountain West first team

** - member of the 2018 All-Mountain West second team

2019 ALL-MOUNTAIN WEST PRESEASON FOOTBALL TEAM

DEFENSE

DL: Jordan Jackson**, Jr., Air Force
 DL: David Moa, Sr., Boise State
 DL: Curtis Weaver*, Jr., Boise State
 DL: Tipa Galeai**, Sr., Utah State
 LB: Mykal Walker*, Sr., Fresno State
 LB: Kyahva Tezino*, Sr., San Diego State
 LB: Davis Woodward**, Jr., Utah State
 DB: Jeremy Fejedelem, Sr., Air Force
 DB: Juju Hughes**, Sr., Fresno State
 DB: Tariq Thompson**, Jr., San Diego State
 DB: DJ Williams, So., Utah State

Specialists

P: Ryan Stonehouse*, Jr., Colorado State
 PK: Cooper Rothe*, Sr., Wyoming
 KR/PR: Savon Scarver*, Jr., Utah State



2018 POSTSEASON MOUNTAIN WEST FOOTBALL ALL-CONFERENCE AND AWARDS



Fresno State junior linebacker Jeff Allison was named the 2018 Mountain West Defensive Player of the Year, the conference announced Nov. 28. In addition to the defensive player of the year award, Fresno State tallied four first-team, six second-team and four honorable mention All-Mountain West selections.

The four Bulldogs named to the All-MW first-team were senior offensive lineman Christian Cronk, senior defensive back Anthoula Kelly, junior defensive end Mykal Walker, as well as Allison.

The six All-MW second-team selections were junior defensive back Mike Bell, junior punter Blake Cusick, junior defensive back Juju Hughes, senior wide

receiver KeeSean Johnson, junior tight end Jared Rice and senior offensive lineman Micah St. Andrew.

Fresno State tabbed additional honors with junior defensive back Jaron Bryant, junior defensive lineman Jasad Haynes, senior linebacker George Helmuth and senior quarterback Marcus McMaryion all being named All-MW honorable mention.

The 2018 All-Mountain West teams were voted upon by the league's 12 head coaches and media members covering the league institutions.

2018 ORDER OF FINISH

Mountain Division

Rank	Team	MW Record
1.	Boise State	7-1
2.	Utah State	7-1
3.	Wyoming	4-4
4.	Air Force	3-5
5.	Colorado State	2-6
6.	New Mexico	1-7

2018 ORDER OF FINISH

West Division

Rank	Team	MW Record
1.	Fresno State	7-1
2.	Hawai'i	5-3
3.	Nevada	5-3
4.	San Diego State	4-4
5.	UNLV	2-6
6.	San José State	1-7

2018 ALL-MOUNTAIN WEST POSTSEASON AWARDS

Offensive Player of the Year: Brett Rypien, Sr., QB, Boise State

Defensive Player of the Year: Jeff Allison, Jr., LB, Fresno State

Special Teams Player of the Year: Cooper Rothe, Jr., PK, Wyoming

Coach of the Year: Matt Wells, Utah State

2018 ALL-MW FIRST-TEAM

OFFENSE

QB: Brett Rypien**, Sr., Boise State
WR: Preston Williams, Jr., Colorado State
WR: John Ursua, Jr., Hawai'i
RB: Alexander Mattison, Jr., Boise State
RB: Nico Evans, Sr., Wyoming
TE: Josh Oliver, Sr., San José State
OL: Ezra Cleveland, So., Boise State
OL: John Molchon, Jr., Boise State
OL: Christian Cronk, Sr., Fresno State
OL: Keith Ismael, So., San Diego State
OL: Quin Ficklin, Sr., Utah State
PK: Cooper Rothe, Jr., Wyoming
PR/KR: Savon Scarver, So., Utah State

DEFENSE

DL: Jabril Frazier, Sr., Boise State
DL: Curtis Weaver*, So., Boise State
DL: Mykal Walker, Jr., Fresno State
DL: Korey Rush, Sr., Nevada
LB: Jeff Allison*, Jr., Fresno State
LB: Malik Reed*, Sr., Nevada
LB: Kyahva Tezino, Jr., San Diego State
DB: Tyler Horton*, Sr., Boise State
DB: Tank Kelly, Sr., Fresno State
DB: Dakari Monroe, Sr., San José State
DB: Andrew Wingard**, Sr., Wyoming
P: Ryan Stonehouse, So., Colorado State

*Two-Time First-Team Selection
**Three-Time First-Team Selection

2018 ALL-MW SECOND-TEAM

OFFENSE

QB: Jordan Love, So., Utah State
WR: Sean Modster, Sr., Boise State
WR: KeeSean Johnson*, Sr., Fresno State
RB: Lexington Thomas, Sr., UNLV
RB: Darwin Thompson, Jr., Utah State
TE: Jared Rice, Jr., Fresno State
OL: Griffin Landrum, Sr., Air Force
OL: Micah St. Andrew, Sr., Fresno State
OL: Aaron Jenkins, Sr., New Mexico
OL: Ryan Pope, Sr., San Diego State
OL: Roman Andrus, Sr., Utah State
PK: John Baron II, Sr., San Diego State
PR/KR: Marcus Hayes, Fr., New Mexico

DEFENSE

DL: Jordan Jackson, So., Air Force
DL: Kaimana Padello, Jr., Hawai'i
DL: Bryson Bridges, Sr., San José State
DL: Carl Granderson, Sr., Wyoming
LB: Josh Watson, Sr., Colorado State
LB: Tipa Galeai, Jr., Utah State
LB: David Woodward, So., Utah State
DB: Mike Bell, Jr., Fresno State
DB: Juju Hughes, Jr., Fresno State
DB: Tariq Thompson*, So., San Diego State
DB: Jontrell Rocquemore, Sr., Utah State
P: Blake Cusick, Jr., Fresno State

*Repeat Second-Team Selection

2018 MW HONORABLE MENTION

Air Force: Jeremy Fejedelem, Jr., DB.
Boise State: Durrant Miles, Sr., DL; Kekoa Nawahine, Jr., DB; Avery Williams, So, RS/DB.
Colorado State: None
Fresno State: Jaron Bryant, Jr., DB; Jasad Haynes, Jr, DL; George Helmuth, Sr., LB; Marcus McMaryion, Sr., QB.
Hawai'i: Zeno Choi, Sr., DL; Rojesterman Farris II, Jr.; DB; Cole McDonald, So., QB; Jahlan Tava, Sr., LB; Solo Vaipulu, Fr., OL.
Nevada: Dameon Baber, Sr., DB; Daniel Brown, Jr., DB; Quinton Conaway, Jr., P; Sean Krepsz, Sr., OL; McLane Mannix, So., WR; Jake Nelson, Jr., OL Asauni Rufus, Sr., DB.
New Mexico: Aaron Blackwell, Jr., DL; Tyson Dyer, So., P; Marcus Hayes, Fr., DB.
San Diego State: Parker Baldwin, Sr., DB; Noble Hall, Sr., DL; Brandon Heicklen, Jr., P; Kahale Warring, Jr., TE; Juwan Washington, Jr., RB.
San José State: Ethan Aguayo, Jr., LB; Thai Cottrell, Sr., RS; Bryce Crawford, Sr., P; Boogie Roberts, Sr., DL.
UNLV: Nathan Jacobson, Sr., OL; Roger Mann, Sr., DL; Justin Polu, Jr., OL.
Utah State: Adewale Adeoye, Sr., DL; Rob Castaneda, Sr., OL; Dominik Eberle, Jr., PK; Gaje Ferguson, Sr., DB; Fua Leilua, Jr., DL; Dax Raymond, Jr., TE; Christopher Unga, Jr., DL; DJ Williams, Jr., DB. Ron'Quavion Tarver, Sr., WR; Sean Taylor, Sr., OL.
Wyoming: Tyler Hall, Jr., DB; Logan Wilson, Jr., LB.



JEFF TEDFORD

HEAD COACH**3RD SEASON | FRESNO STATE (1992)**

Jeff Tedford, 57, inherited a 1-11 football program when he took over the reins of his alma mater and in two seasons all he's done as the 19th head football coach in Fresno State history is lead the program to a 22-6 record, a 2018 Mountain West Championship, two MW West division titles and two bowl wins.

In 2018, in addition to defeating Boise State on the road in overtime, 19-16, for Fresno State's first conference championship since 2013, the Bulldogs capped the season with a 31-20 triumph over Arizona State to win the Mitsubishi Motors Las Vegas Bowl. The bowl win left the Bulldogs with their first 12-win season in the 97-year history of the program. This, one season after engineering one of the greatest turnarounds in FBS history guiding the Bulldogs to a 10-4 record, an appearance in the MW title game and a Hawai'i Bowl win over Houston.

The renaissance under Tedford has led to FBS history being made as Fresno State became the first team to secure back-to-back double-digit winning seasons following a double-digit loss season.

The 2018 Bulldogs finished nationally ranked in the final rankings of the season for the first time since 2004. Fresno State finished ranked No. 18 in both the AP Top 25 and Coaches poll, announced Jan. 8, 2019. It was the best finish in the AP Top 25 in program history, besting No. 22 in 2004. The 'Dogs also held a No. 21 ranking in the final College Football Playoff poll released on Dec. 2, 2018.

Individual accolades in 2018 included Tedford being named an Eddie Robinson Award finalist and a Paul "Bear" Bryant Coach of the Year Award finalist. Fresno State sported 15 all-conference honorees in 2018, including the league's Defensive Player of the Year in linebacker Jeff Allison. In addition, 19 student-athletes were named to the Fall Academic All-Mountain West team.

With a 10-4 record in his first season, Fresno State became the third team in FBS history to turn a double-digit loss season (2016) into a double-digit win season (2017) the following year. The season included an appearance in the nation's top 25, clinching the Mountain West's West Division crown and leading the 'Dogs to their first appearance in the MW Championship game since 2014. He also guided the 'Dogs to the program's first bowl victory since 2007 with their win at the Hawai'i Bowl.

Great success brought great notoriety as Tedford was named the 2017 Mountain West Coach of the Year, was a semifinalist for the George

Munger College Coach of the Year Award presented by the Maxwell Football Club, a finalist for the Eddie Robinson Coach of the Year Award, and the AFCA Region-5 Coach of the Year.

While Tedford was honored as the league's coach of the year, the team had 16 student-athletes recognized with MW postseason honors - the most for the Bulldogs in a single-season since joining the conference in 2012. In the classroom, the 'Dogs also set a team-best number since joining the conference as they had 24 named to the Fall Academic All-Mountain West team.

Tedford, a former Bulldog quarterback and Fresno State assistant coach, returned to the Valley after holding the position of offensive consultant for the Washington Huskies - a 2016 College Football Playoff team.

Tedford assumed the role of acting head coach on Nov. 27, 2016, following the conclusion of the 2016 season as Eric Kiesau carried out interim head coaching duties for the remaining two games on the 2016 schedule following Tedford's introductory press conference. Tedford was officially hired on Nov. 10, 2016.

Tedford, who was an already proven winner on the West Coast, came to the Valley with 11 years of head coaching experience at the Division I level - having led the California Golden Bears to 82 wins from 2002-2012. He left as the school's all-time winningest coach.

Tedford's ties to the Valley and Fresno State run deep. He played quarterback at Fresno State in 1981-82 under Jim Sweeney and coached at Fresno State under Sweeney from 1987-88 and 1992-96, and under a then-first-year head coach Pat Hill in 1997.

Tedford's coaching career started at Fresno State, volunteering as an assistant for the 1987-88 seasons. From there he picked up his first full-time position as an assistant for the Calgary Stampeders of the Canadian Football League - a familiar league in which he played quarterback for six seasons after his collegiate career at Fresno State.

He returned to Fresno State in 1992 as the quarterbacks coach and served as the offensive coordinator for the Bulldogs over the ensuing five seasons.

Tedford graduated from Warren High School in Downey, California and attended Cerritos Junior College for two seasons before becoming the Bulldogs' quarterback in 1981.

He and his wife Donna have two children, Taylor and Quinn.



COACHING EXPERIENCE

Fresno State (2016-Pres.)

- Head Coach

Washington (2016)

- Offensive Consultant

B.C. Lions-CFL (2015)

- Head Coach

Tampa Bay Bucs-NFL (2014)

- Offensive Coordinator

California (2002-12)

- Head Coach

Oregon (1998-01)

- Offensive Coordinator

Fresno State (1992-97)

- Offensive Coordinator/
Assistant Coach (QBs)

Calgary-CFL (1989-91)

- Offensive Assistant

Fresno State (1987-88)

- Volunteer Assistant Coach

Fresno State Assistant Coaches

Offense

Ryan Grubb
Offensive Coordinator
3rd Season at FS



Jamie Christian
Running Backs/
Special Teams Coordinator/
3rd Season at FS



Danny Langsdorf
Quarterbacks
1st Season at FS



Kirby Moore
Wide Receivers
3rd Season at FS




Roman Sapolu
Asst. Offensive Line
1st Season at FS



Scott Thompson
Tight Ends
3rd Season at FS



Blake Gonzalez
Graduate Assistant
1st Season at FS



Tyson Prince
Graduate Assistant
1st Season at FS

Defense

Bert Watts
Defensive Coordinator
3rd Season at FS



Will Plemons
Defensive Line
1st Season at FS



Kenwick Thompson
Linebackers
2nd Season at FS




J.D. Williams
Defensive Backs
3rd Season at FS



Michael Barton
Graduate Assistant
2nd Season at FS



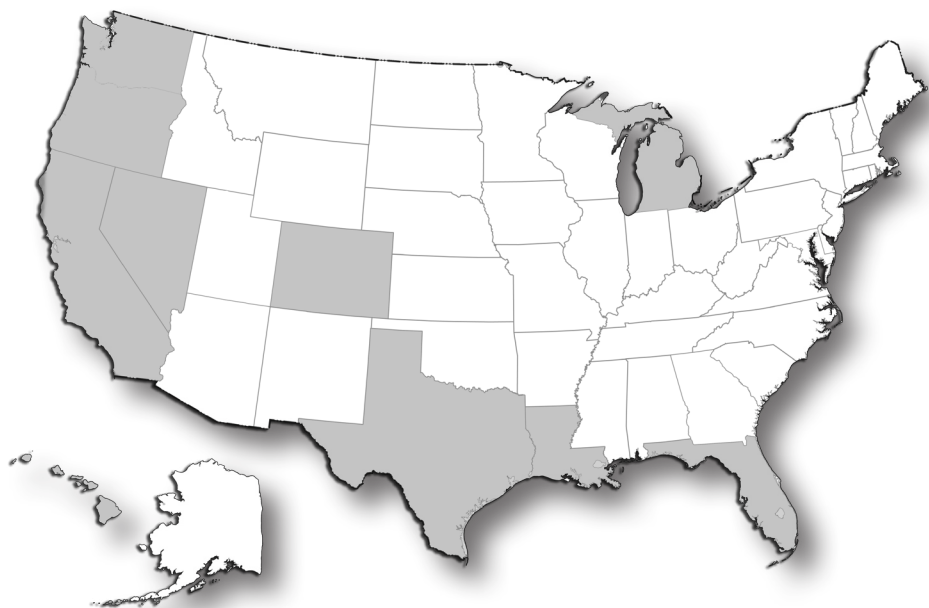
Matt Lea
Graduate Assistant
3rd Season at FS



Brad Vonnahme
Analyst
4th Season at FS



GEOGRAPHICAL ROSTER

**ARKANSAS (1)**

Bryant: Kyvin Carroll

ARIZONA (2)

Litchfield: Raymond Pauwels Jr.

Tempe: Travis Hansen

CALIFORNIA (95)

Bakersfield: Kurtis Brown
Clive Truschel
Chris Coleman
Cody Warkentin

Bellflower: Jace Fuamatu

Brentwood: Ronnie Rivers

Buena Park: Andrew Wright

Burbank: Duncan Smith

Campbell: Evan Williams

Canoga Park: Deonte Perry

Carson: Alex Akingbulu

Ceres: Esteven Barragan

Chico: Syrus Tuitele

Clovis: Tanner Blount

Josh Hokit

Tanner Rice

Compton: Wylan Free

Concord: Alex Cruz

Corona: Erik Brooks

Richard Cage

Covina: Zion Echols

Downey: Leonard Payne

Jorge Reyna

Durham: Cody Pound

East Palo Alto: Jordan Mims

Fountain Valley: Asa Fuller

Cade Fuller

Fresno: Ricardo Arias

Jevon Bigelow

Frank Dalena

Jason Diaz

Jasad Haynes

Josh Kelly

Sherwin King Jr.

Ricky McCoy

Deshawn Ruffin

Matthew Sanchez

David Tate Jr.

Leevel Tatum III

Khai Williams

Rodney Wright III

Glendora: Steven Comstock

Hanford: Juju Hughes

Inglewood: Patrick Elima-Jeune

Irvine: Rian Fields

La Puente: Chris Gaston

La Quinta: Kenny Gagnon

Lancaster: Dante Adkins Jr.

Livermore: Carson King

Long Beach: Matt Smith

Los Angeles: Jamal Glaspie

Malachi Langley

Milpitas: Cesar Silva

Mission Viejo: Tim Anderson

Merced: David Perales

Modesto: Isaiah Johnson

Jared Rice

Justin Rice

Monrovia: Blake Cusick

Moorpark: Zane Pope

Moreno Valley: Cam Sutton

Murrieta: Kevin Atkins

Myles Martin

Mateo Thompson

Quireo Woodley

Oakdale: Matt Kjeldgaard

Oakland: Kevin Parker

Ontario: Matt Lawson

Parlier: Jalen Cropper

Pleasanton: Ben Wooldridge

Portola: Juan Rodriguez

Rialto: Devo Bridges

Sacramento: Nick Aibuedefe

Levelle Bailey

Dorzel Hicks

Salinas: Zack Geig

San Mateo: Kwami Jones

Santa Ana: Keiti Iakopo

San Diego: Elijah Carson

San Jose: Jacob Hollins

Santa Monica: Blaze McKibbin

Sanger: Arron Mosby

Stockton: Derrion Grim

Sunnyvale: Bralyn Lux

Tulare: LJ Early

Emoryie Edwards

Romello Harris

Randy Jordan

Vacaville: Mykal Walker

Patrick Williams Jr.

Vallejo: Reggie Strong

Visalia: Nate Lamb

Jared Torres

Wasco: Osmar Velez

West Covina: Deven Jarvis

FLORIDA (1)

Bradenton: Jacob Westberry

HAWAII (3)

Ewa Beach: Micah Pasion

Wahiawa: Netane Muti

Bula Schmidt

MICHIGAN (1)

East Pointe: Tyrone Sampson Jr.

NEVADA (1)

Reno: Peyton Dixon

OREGON (2)

Portland: Nick Abbs

Nikko Thomas

TEXAS (4)

Cypress: Keric Wheatfall

Fort Worth: Jaron Bryant

Houston: Bryson Ogelsby

Pearland: Saevion Johnson

CANADA (3)

Montreal (Quebec): Marc-David Bien-Aime

Alex Dumias

Victoria (B.C.): Dontae Bull


ALPHABETICAL ROSTER

77	Nick Abbs	OL
58	Dante Adkins Jr.	OL
79	Nick Aibuedefer	OL
75	Alex Akingbulu	OL
70	Tim Anderson	OL
81	Ricardo Arias	WR
90	Kevin Atkins	DT
6	Levelle Bailey	LB
29	Esteven Barragan	RB
71	Marc-David Bien-Aime	OL
28	Jevon Bigelow	RB
49	Tanner Blount	LB
5	Devo Bridges	DE
85	Erik Brooks	WR
45	Kurtis Brown	DL
14	Jaron Bryant	DB
72	Dontae Bull	OL
42	Richard Cage	LB
34	Kyvin Carroll	LB
73	Elijah Carson	OL
8	Chris Coleman	WR
17	Steven Comstock	QB
5	Jalen Cropper	WR
51	Alex Cruz	DE
47	Blake Cusick	P
19	Frank Dalena	WR
39	Jason Diaz Jr.	DB
10	Peyton Dixon	RB
43	Alex Dumais	DL
27	L.J. Early	DB
34	Zion Echols	RB
4	Emorye Edwards	WR
2	Patrick Elima-Jeune	WR
16	Rian Fields	LB
4	Wylan Free	DB
51	Jace Fuamatu	OL
37	Asa Fuller	K
36	Cade Fuller	P
30	Kenny Gagnon	DB
2	Chris Gaston	DB
56	Zack Geig	OL
3	Jamal Glaspie	WR
7	Derrion Grim	WR
53	Travis Hansen	OL
32	Romello Harris	RB
93	Jasad Haynes	DT
41	Dorzel Hicks	LB
9	Josh Hokit	RB
48	Jacob Hollins	LB
23	Juju Hughes	DB
98	Keiti Iakopo	DT
8	Deven Jarvis	DB
18	Isaiah Johnson	DE
24	Saevion Johnson	RB
33	Kwami Jones	DE
24	Randy Jordan	DB
25	Josh Kelly	WR
45	Carson King	P

NUMERICAL ROSTER

No.	Name	Pos.	Ht.	Wt.	Cl.	Exp.	Hometown (High School/Previous School)
1	Keric Wheatfall	WR	6-1	179	Jr.	3rd	Cypress, Texas (Blinn College)
2	Patrick Elima-Jeune	WR	6-0	194	So.	3rd	Inglewood, Calif. (Morningside)
2	Chris Gaston	DB	6-1	183	So.	3rd	La Puente, Calif. (Bishop Amat)
3	Jamal Glaspie	WR	6-1	178	Fr.	1st	Los Angeles, Calif. (Culver City)
3	Mykal Walker	LB	6-3	230	Sr.	5th	Sacramento, Calif. (Vacaville/Azusa Pacific)
4	Emorye Edwards	WR	5-11	193	RFr.	2nd	Tulare, Calif. (Tulare Union)
4	Wylan Free	DB	6-2	185	So.	3rd	Compton, Calif. (Lynwood)
5	Jalen Cropper	WR	6-0	155	Fr.	1st	Parlier, Calif. (Buchanan)
5	Devo Bridges	DE	6-2	245	Fr.	1st	Rialto, Calif. (Carter)
6	Ben Wooldridge	QB	6-2	206	RFr.	2nd	Pleasanton, Calif. (Foothill)
6	Levelle Bailey	LB	6-2	200	Fr.	1st	Sacramento, Calif. (Luther Burbank)
7	Derrion Grim	WR	6-1	195	Sr.	4th	Stockton, Calif. (McNair/Nebraska/Delta JC)
7	Reggie Strong	DB	5-11	195	Fr.	1st	Vallejo, Calif. (Orange Lutheran)
8	Chris Coleman	WR	5-11	186	So.	3rd	Bakersfield, Calif. (Garces Memorial)
8	Deven Jarvis	DB	6-0	195	Fr.	1st	West Covina, Calif. (Bishop Amat)
9	Josh Hokit	RB	6-1	225	Sr.	4th	Clovis, Calif. (Clovis)
10	Peyton Dixon	RB	5-11	200	Fr.	1st	Reno, Nev. (Bishop Manogue)
11	Sherwin King Jr.	LB	5-11	210	RFr.	2nd	Fresno, Calif. (Sunnyside)
11	Jorge Reyna	QB	6-0	215	Sr.	5th	Downey, Calif. (Pasadena/West LA College)
13	Rodney Wright III	WR	5-10	181	Fr.	1st	Fresno, Calif. (Clovis West)
14	Jaron Bryant	DB	6-1	185	Sr.	4th	Fort Worth, Texas (Duncanville)
15	Arron Mosby	LB	6-4	230	Jr.	3rd	Sanger, Calif. (Sanger)
15	Cam Sutton	TE	6-6	226	Sr.	5th	Moreno Valley, Calif. (Norco/Riverside City College)
16	Rian Fields	LB	6-5	201	RFr.	2nd	Irvine, Calif. (Irvine)
16	Jared Rice	TE	6-5	243	Sr.	5th	Modesto, Calif. (Central Catholic)
17	Steven Comstock	QB	6-0	199	RFr.	2nd	Glendora, Calif. (Northview)
17	Deonte Perry	DB	6-0	190	Jr.	4th	Canoga Park, Calif. (Canoga Park)
18	Isaiah Johnson	DE	6-3	235	So.	2nd	Modesto, Calif. (Downey)
18	Nate Lamb	QB	6-3	210	Fr.	1st	Visalia, Calif. (Tulare Union)
19	Frank Dalena	WR	5-8	155	Sr.	5th	Fresno, Calif. (San Joaquin Memorial)
19	Colby Warkentin	DL	6-5	230	Fr.	1st	Bakersfield, Calif. (Centennial)
19	Blaze McKibbin	QB	6-4	205	Fr.	1st	Santa Monica, Calif. (Servite)
20	Ronnie Rivers	RB	5-8	183	Jr.	3rd	Brentwood, Calif. (Freedom)
20	Myles Martin	DB	5-9	168	Fr.	1st	Murrieta, Calif. (Murrieta)
22	Jordan Mims	RB	5-11	195	Jr.	3rd	East Palo Alto, Calif. (Menlo-Atherton)
22	Deshawn Ruffin	DB	5-10	177	Fr.	1st	Fresno, Calif. (Sunnyside)
23	Juju Hughes	DB	5-11	188	Sr.	4th	Hanford, Calif. (Hanford)
24	Randy Jordan	DB	5-9	170	Fr.	1st	Tulare, Calif. (Tulare Union)
24	Saevion Johnson	RB	6-0	210	Jr.	4th	Pearland, Texas (Pearland Dawson)
25	Josh Kelly	WR	6-1	179	Fr.	1st	Fresno, Calif. (San Joaquin Memorial)
25	Bryson Oglesby	DB	5-11	205	Sr.	5th	Houston, Texas (Fort Bend Austin)
26	Mathew Sanchez	DB	6-0	165	Fr.	1st	Fresno, Calif. (Clovis)
27	L.J. Early	DB	5-11	197	Jr.	3rd	Tulare, Calif. (Tulare Western/Bakersfield College)
27	Zane Pope	WR	6-2	191	So.	3rd	Moorpark, Calif. (Moorpark)
28	Jevon Bigelow	RB	6-1	218	So.	2nd	Fresno, Calif. (Central/Wyoming)
28	Cesar Silva	K	5-11	185	Jr.	4th	Milpitas, Calif. (Milpitas/College of San Mateo)
29	Justin Rice	LB	6-2	225	RJr.	4th	Modesto, Calif. (Central Catholic)
29	Esteven Barragan	RB	5-8	173	Fr.	1st	Ceres, Calif. (Central Valley)
30	Kenny Gagnon	DB	5-11	185	Jr.	4th	La Quinta, Calif. (Desert Christian Academy)
30	Khari Williams	RB	5-10	205	Sr.	5th	Fresno, Calif. (Edison/Fresno City College)
31	Andrew Wright	DE	6-2	235	Jr.	4th	Buena Park, Calif. (Buena Park)
32	Evan Williams	DB	6-0	195	Fr.	1st	Campbell, Calif. (Saint Francis)
32	Romello Harris	RB	5-11	187	Jr.	4th	Tulare, Calif. (Tulare Union/Washington State)
33	Kwami Jones	DE	6-2	250	Sr.	4th	San Francisco, Calif. (Serra/College of San Mateo)
34	Kyvin Carroll	LB	5-11	248	Fr.	1st	Bryant, Ark. (Benton)
34	Zion Echols	RB	5-9	185	Jr.	4th	Covina, Calif. (Charter Oak /Cal/Mt. San Antonio)
35	Malachi Langley	LB	6-0	230	Fr.	1st	Los Angeles, Calif. (Pasadena)
36	Cade Fuller	P	6-2	200	Fr.	1st	Fountain Valley, Calif. (Servite)
37	Asa Fuller	K	6-2	220	So.	3rd	Fountain Valley, Calif. (Servite)
38	Bralyn Lux	DB	5-9	170	Fr.	1st	Sunnyvale, Calif. (King's Academy)
39	Jason Diaz Jr.	DB	5-10	170	Jr.	4th	Fresno, Calif. (Clovis West/San Jose CC)
39	Mateo Thompson	K	5-7	160	RJr.	4th	Murrieta, Calif. (Murrieta Mesa/Saddleback JC)
40	Nikko Thomas	DL	6-4	230	Jr.	3rd	Portland, Ore. (American River CC)
41	Dorzel Hicks	LB	5-10	222	Sr.	4th	Sacramento, Calif. (Grant/College of San Mateo)
42	Richard Cage	LB	6-1	220	RSO.	3rd	Corona, Calif. (Eleanor Roosevelt)
43	Alex Dumais	DL	6-3	285	RFr.	2nd	Montreal, Canada (St. Paul-CA)
44	Leevel Tatum III	DE	6-0	250	Jr.	4th	Fresno, Calif. (Edison/UNLV)
45	Kurtis Brown	DL	6-1	290	RSO.	3rd	Bakersfield, Calif. (Liberty/Arizona)
45	Carson King	P	6-0	190	RFr.	2nd	Livermore, Calif. (Freedom)



11	Sherwin King Jr.	LB
62	Matt Kjeldgaard	OL
18	Nate Lamb	QB
35	Malachi Langley	LB
91	Matt Lawson	DT
38	Brayn Lux	DB
20	Myles Martin	DB
99	Ricky McCoy	DL
19	Blaze McKibbin	QB
22	Jordan Mims	RB
15	Arron Mosby	LB
52	Netane Muti	OL
25	Bryson Oglesby	DB
82	Micah Pasion	TE
87	Raymond Pauwels Jr.	TE
55	Leonard Payne Jr.	DL
17	Deonte Perry	DB
94	David Perales	DL
27	Zane Pope	WR
55	Cody Pound	OL
11	Jorge Reyna	QB
16	Jared Rice	TE
29	Justin Rice	LB
57	Tanner Rice	LB
20	Ronnie Rivers	RB
80	Juan Rodriguez	TE
22	Deshawn Ruffin	DB
50	Tyrone Sampson Jr.	OL
26	Mathew Sanchez	DB
54	Bula Schmidt	OL
28	Cesar Silva	K
59	Matt Smith	OL
89	Duncan Smith	TE
7	Reggie Strong	DB
15	Cam Sutton	TE
46	David Tate Jr.	LB
44	Leevel Tatum III	DL
40	Nikko Thomas	DL
39	Mateo Thompson	K
86	Jared Torres	TE
74	Clive Truschel	OL
65	Syrus Tuitele	OL
78	Osmar Velez	OL
3	Mykal Walker	LB
19	Colby Warkentin	DL
53	Jacob Westberry	LS
1	Keric Wheatfall	WR
32	Evan Williams	DB
30	Khai Williams	RB
54	Patrick Williams Jr.	LS
66	Quireo Woodley	OL
6	Ben Wooldridge	QB
31	Andrew Wright	DE
13	Rodney Wright III	WR

46	David Tate Jr.	LB	6-2	225	Jr.	4th	Fresno, Calif. (Edison/UNLV)
47	Blake Cusick	P	6-2	185	Sr.	5th	Monrovia, Calif. (Monrovia)
48	Jacob Hollins	LB	6-1	215	So.	2nd	San Jose, Calif. (Central/Illinois)
49	Tanner Blount	LB	6-0	210	Fr.	1st	Clovis, Calif. (Buchanan)
50	Tyrone Sampson Jr.	OL	6-2	308	RFr.	2nd	Detroit, Mich. (East English Village Prep)
51	Alex Cruz	DE	6-2	240	So.	3rd	Concord, Calif. (Concord)
51	Jace Fuamatu	OL	6-3	295	RFr.	2nd	Bellflower, Calif. (St. John Bosco)
52	Netane Muti	OL	6-3	307	Jr.	4th	Wahiawa, Hawai'i (Leilehua)
53	Jacob Westberry	LS	6-3	255	Jr.	4th	Bradenton, Fla. (Saint Stephen's Episcopal)
53	Travis Hansen	OL	6-0	270	Fr.	1st	Tempe, Ariz. (Paraclete)
54	Bula Schmidt	OL	6-1	295	Fr.	1st	Wahiawa, Hawai'i (O'Dea [Wash.]
54	Patrick Williams Jr.	LS	6-3	205	Jr.	4th	Vacaville, Calif. (Vacaville HS)
55	Leonard Payne Jr.	DL	6-2	295	RFr.	2nd	Downey, Calif. (St. Pius X-St. Matthias Academy)
55	Cody Pound	OL	6-4	290	Sr.	5th	Durham, Calif. (Durham/Butte College)
56	Zack Geig	OL	6-0	290	Fr.	1st	Salinas, Calif. (Valley Christian)
57	Tanner Rice	LB	5-11	220	Jr.	4th	Clovis, Calif. (Clovis)
58	Dante Adkins Jr.	OL	6-3	287	Fr.	1st	Lancaster, Calif. (Highland)
59	Matt Smith	OL	5-11	285	Jr.	4th	Long Beach, Calif. (St. John Bosco)
62	Matt Kjeldgaard	OL	6-2	295	RFr.	2nd	Oakdale, Calif. (Oakdale)
65	Syrus Tuitele	OL	6-6	300	Jr.	3rd	Chico, Calif. (Pleasant Valley)
66	Quireo Woodley	OL	6-4	308	RSo.	3rd	Murrieta, Calif. (Murrieta Valley)
70	Tim Anderson	OL	6-5	270	Jr.	3rd	Mission Viejo, Calif. (Capistrano/Saddleback College)
71	Marc-David Bien-Aime	OL	6-5	350	RFr.	2nd	Montreal, Canada (Montmorency College)
72	Dontae Bull	OL	6-6	324	So.	3rd	Victoria, Canada (Belmont Secondary)
73	Elijah Carson	OL	6-8	303	Fr.	1st	San Diego, Calif. (Morse)
74	Clive Truschel	OL	6-3	274	RFr.	2nd	Clovis, Calif. (Clovis West)
75	Alex Akingbulu	OL	6-5	285	Jr.	4th	Carson, Calif. (UCLA)
77	Nick Abbs	OL	6-5	295	Sr.	4th	Portland, Ore. (Greshman/Fresno City College)
78	Osmar Velez	OL	x-x	xxx	Fr.	1st	Wasco, Calif. (Wasco)
79	Nick Aibuedefer	OL	6-4	285	Sr.	5th	Sacramento, Calif. (Capital Christian)
80	Juan Rodriguez	TE	6-2	240	Jr.	4th	Portola, Calif. (Portola/Butte College)
81	Ricardo Arias	WR	6-1	219	RFr.	2nd	Fresno, Calif. (Clovis West)
82	Micah Pasion	TE	6-3	209	Fr.	1st	Ewa Beach, Hawai'i (Kamehameha)
85	Erik Brooks	WR	5-7	165	RFr.	2nd	Corona, Calif. (Roosevelt)
86	Jared Torres	TE	6-5	245	RFr.	2nd	Visalia, Calif. (El Diamante)
87	Raymond Pauwels Jr.	TE	6-4	245	Jr.	3rd	Litchfield, Ariz. (Millennium/Glendale College)
89	Duncan Smith	TE	6-4	230	Fr.	1st	Burbank, Calif. (Burbank)
90	Kevin Atkins	DT	6-2	295	Jr.	4th	Murrieta, Calif. (Vista Murrieta)
91	Matt Lawson	DT	6-0	295	RFr.	2nd	Ontario, Calif. (Colony)
93	Jasad Haynes	DT	6-1	285	Sr.	5th	Fresno, Calif. (Clovis North)
94	David Perales	DL	6-3	233	Jr.	3rd	Merced, Calif. (Merced/Sacramento State)
98	Keiti Iakopo	DT	5-11	290	Sr.	4th	Santa Ana, Calif. (Fountain Valley/Golden West College)
99	Ricky McCoy	DL	6-2	303	Sr.	5th	Fresno, Calif. (Roosevelt/Washington)

Coaching Staff

Jeff Tedford – Head Coach
 Ryan Grubb – Offensive Coordinator/Offensive Line/Associate Head Coach
 Bert Watts – Defensive Coordinator/Assistant Head Coach
 Jamie Christian – Running Backs Coach/Special Teams Coordinator
 Danny Langsdorf – Quarterbacks Coach/Passing Game Coordinator
 Kirby Moore – Wide Receivers Coach
 Will Plemons – Defensive Line Coach
 Roman Sapolu – Assistant Offensive Line Coach
 Kenwick Thompson – Linebackers Coach/Defensive Running Game Coordinator
 Scott Thompson – Tight Ends Coach
 J.D. Williams – Defensive Backs Coach/Defensive Passing Game Coordinator
 James Bailey – Defensive Quality Control
 Brad Vonnahme – Offensive Analyst
 Michael Barton – Defensive Graduate Assistant
 Blake Gonzalez – Offensive Graduate Assistant
 Matt Lea – Defensive Graduate Assistant
 Tyson Prince – Offensive Graduate Assistant
 Stephen Babagian – Student Assistant
 Maamaloa Mafi – Student Assistant



GAME 1 DEPTH CHART

OFFENSE

Quarterback

- 11 Jorge Reyna (6-0, 215, Sr.)
6 Ben Wooldridge (6-2, 206, RFr.)

Running Back

- 20 Ronnie Rivers (5-8, 183, Jr.)
9 Josh Hokit (6-1, 225, Sr.)

Left Tackle

- 72 Dontae Bull (6-6, 324, So.)
75 Alex Akingbulu (6-5, 285, Jr.)

Left Guard

- 52 Netane Muti (6-3, 307, Jr.)
77 Nick Abbs (6-5, 295, Sr.)

Center

- 59 Matt Smith (5-11, 285, Jr.)
50 Tyrone Sampson Jr. (6-2, 308, RFr.)

Right Guard

- 66 Quireo Woodley (6-4, 308, RSo.)
79 Nick Aibudefe (6-4, 285, Sr.)

Right Tackle

- 65 Syrus Tuitele (6-6, 300, Jr.)
58 Dante Adkins Jr. (6-3, 287, Fr.)

Wide Receiver

- 1 Keric Wheatfall (6-1, 179, Jr.)
7 Derrion Grim (6-1, 195, Sr.)

Wide Receiver

- 8 Chris Coleman (5-11, 186, So.)
5 Jalen Cropper (6-0, 155, Fr.)

Wide Receiver

- 27 Zane Pope (6-2, 195, So.)
3 Jamal Glaspie (6-1, 178, Fr.)

Tight End

- 16 Jared Rice (6-5, 243, Sr.)
80 Juan Rodriguez (6-2, 240, Jr.)

DEFENSE

End

- 31 Andrew Wright (6-2, 235, Jr.)
51 Alex Cruz (6-2, 240, So.)

Tackle

- 98 Keiti Iakopo (5-11, 290, Sr.)
99 Ricky McCoy (6-2, 303, Sr.)

Tackle

- 90 Kevin Atkins (6-2, 295, Jr.)
93 Jasad Haynes (6-1, 285, Sr.)

End

- 18 Isaiah Johnson (6-3, 235, So.)
44 Leevel Tatum III (6-1, 250, Jr.)

Linebacker

- 29 Justin Rice (6-2, 225, RJr.)
11 Sherwin King Jr. (5-11, 210, RFr.)

Linebacker

- 3 Mykal Walker (6-3, 230, Sr.)
41 Dorrzel Hicks (5-10, 222, Sr.)

Linebacker

- 15 Arron Mosby (6-4, 230, Jr.)
6 Levelle Bailey (6-2, 200, Fr.)

Cornerback

- 2 Chris Gaston (6-1, 183, So.)
22 Deshawn Ruffin (5-10, 177, Fr.)

Strong Safety

- 23 Juju Hughes (5-11, 188, Sr.)
32 Evan Williams (6-0, 195, Fr.)

Free Safety

- 4 Wylan Free (6-2, 185, So.)
25 Bryson Oglesby (5-11, 205, Sr.)

Cornerback

- 14 Jaron Bryant (6-1, 185, Sr.)
17 Deonte Perry (6-0, 190, Jr.)
or 24 Randy Jordan (5-9, 170, Fr.)

SPECIAL TEAMS

Place Kicker

- 28 Cesar Silva (5-11, 185, Jr.)
37 Asa Fuller (6-2, 220, So.)

Punter

- 47 Blake Cusick (6-2, 185, Sr.)
45 Carson King (6-0, 190, RFr.)

Long Snapper

- 53 Jacob Westberry (6-3, 255, Jr.)
53 Travis Hansen (6-0, 270, Fr.)

Holder

- 47 Blake Cusick (6-2, 185, Sr.)
11 Jorge Reyna (6-0, 215, Sr.)

Kick Returner

- 1 Keric Wheatfall (6-1, 179, Jr.)
2 Patrick Elima-Jeune (6-0, 194, So.)
7 Derrion Grim (6-1, 195, Sr.)
17 Deonte Perry (6-0, 190, Jr.)

Punt Returner

- 20 Ronnie Rivers (5-8, 183, Jr.)
27 Zane Pope (6-2, 191, So.)

Pronunciation Guide

Nick Aibudefe.....Ab-U-deaf-eh
Alex Akingbulu.....ah-King-Boo-Lu
Levelle Bailey.....luh-Vell
Marc-David Bein-Aime.....Be-N-ah-me
Devo Bridges.....Dee-voh
Jaron Bryant.....Jair-un
Kyvin Carroll.....Ky-vin
Alex Dumais.....Do-may
Emoryie Edwards.....e-more-E-A
Patrick Elima-Jeune.....e-Lee-ma June
Wylan Free.....Way-lynn
Jace Fuamatu.....foo-a-mah-to
Zack Geig.....Gig
Derrion Grim.....Dare-E-On
Josh Hokit.....Ho-kit
Saevion Johnson.....Say-V-on

Matt Kjeldgaard.....kill-guard
Keiti Iakopo.....K-T yah-Ko-Po
Malachi Langley.....Mal-uh-Ky
Netane Muti.....Nuh-tahn-E, Moo-T
Micah Pasion.....Puh-shawn
Deonte Perry.....Dee-On-teh
Cesar Silva.....See-zar
Leevel Tatum III.....Lee-velle
Syrus Tuitele.....Two-tell-E
Clive Truschel.....true-shell
Colby Warkentin.....work-N-tin
Keric Wheatfall.....Care-ick
Quireo Woodley.....Keer-E-O
Roman Sapolu.....sap-Oh-lu
Brad Vonnahme.....Va-Nom-E

**2019 BULLDOG FOOTBALL SCHEDULE (ALL TIMES PACIFIC)**

DISH NETWORK
CBS Sports Network: 158
ESPN: 140
ESPN2: 144
ESPNEWS: 142
ESPNU: 141

FUTURE BULLDOG FOOTBALL SCHEDULES

All future conference game dates are TBD



2018 FRESNO STATE STATISTICS

2018 SCHEDULE/RESULTS

Date	Opponent	Result	Score	Overall	Conference	Time	Attend
Sept. 1, 2018	Idaho	W	79-13	1-0	--	3:10	31,170
Sept. 8, 2018	at Minnesota	L	21-14	1-1	--	3:14	38,280
Sept. 15, 2018	at UCLA	W	38-14	2-1	--	3:21	60,867
Sept. 29, 2018	Toledo	W	49-27	3-1	--	3:15	33,401
Oct. 6, 2018	at Nevada*	W	21-3	4-1	1-0	3:00	15,367
Oct. 13, 2018	Wyoming*	W	27-3	5-1	2-0	3:04	28,501
Oct. 20, 2018	at New Mexico*	W	38-7	6-1	3-0	3:13	16,708
Oct. 27, 2018	Hawaii*	W	50-20	7-1	4-0	3:46	33,659
Nov. 3, 2018	at UNLV*	W	48-3	8-1	5-0	3:26	15,276
Nov. 9, 2018	at Boise State*	L	24-17	8-2	5-1	3:20	33,118
Nov. 17, 2018	San Diego State*	W	23-14	9-2	6-1	3:04	36,123
Nov. 24, 2018	San Jose State*	W	31-13	10-2	7-1	3:30	26,162
Dec. 1, 2018	at Boise State#	W	19-16 ^{OT}	11-2	-	3:35	23,662
Dec. 15, 2018	vs. Arizona State^	W	31-20	12-2	-	3:58	37,146

* MW game ; # MW Championship game ; ^ Las Vegas Bowl

TEAM STATISTICS

TEAM STATISTICS	Fresno St.	OPP
SCORING	485	198
Points Per Game	34.6	14.1
Points Off Turnovers	114	20
FIRST DOWNS	282	249
Rushing	105	106
Passing	159	124
Penalty	18	19
RUSHING YARDAGE	2161	1851
Yards gained rushing	2336	2074
Yards lost rushing	175	223
Rushing Attempts	501	507
Average Per Rush	4.3	3.7
Average Per Game	154.4	132.2
TDs Rushing	31	8
PASSING YARDAGE	3740	2652
Comp-Att-Int	301-440-6	231-447-19
Average Per Pass	8.5	5.9
Average Per Catch	12.4	11.5
Average Per Game	267.1	189.4
TDs Passing	26	15
TOTAL OFFENSE	5901	4503
Total Plays	941	954
Average Per Play	6.3	4.7
Average Per Game	421.5	321.6
KICK RETURNS: #-Yards	24-487	52-1051
PUNT RETURNS: #-Yards	18-138	12-42
INT RETURNS: #-Yards	19-435	6-18
KICK RETURN AVERAGE	20.3	20.2
PUNT RETURN AVERAGE	7.7	3.5
INT RETURN AVERAGE	22.9	3.0
FUMBLES-LOST	16-8	12-7
PENALTIES-Yards	72-613	70-575
Average Per Game	43.8	41.1
PUNTS-Yards	65-2745	86-3654
Average Per Punt	42.2	42.5
Net punt average	40.0	39.5
KICKOFFS-Yards	88-5095	49-2992
Average Per Kick	57.9	61.1
Net kick average	40.0	39.9
TIME OF POSSESSION/Game	30:47	29:13
3RD-DOWN Conversions	82/184	73/215
3rd-Down Pct	45%	34%
4TH-DOWN Conversions	7/10	14/27
4th-Down Pct	70%	52%
SACKS BY-Yards	25-127	12-68
MISC YARDS	259	18
TOUCHDOWNS SCORED	64	23
FIELD GOALS-ATTEMPTS	14-22	13-21
ON-SIDE KICKS	0-0	0-0
RED-ZONE SCORES	(51-57) 89%	(17-26) 65%
RED-ZONE TOUCHDOWNS	(41-57) 72%	(12-26) 46%
PAT-ATTEMPTS	(57-62) 92%	(19-21) 90%
ATTENDANCE	189016	203278
Games/Avg Per Game	6/31503	7/29040

Score by Quarters	1st	2nd	3rd	4th	OT	Total
Fresno State	97	139	157	86	6	485
Opponents	50	53	24	68	3	198

FIELD GOALS	FGM-FGA	Pct.	01-19	20-29	30-39	40-49	50-59	Lg	Blk
FULLER, Asa	14-22	63.6	0-0	4-4	7-9	3-7	0-2	47	1

FG SEQUENCE	Fresno St.	Opponents
Idaho	(33), 50	36, 39
at Minnesota	--	(53), (50)
at UCLA	(28)	--
Toledo	43	(46), (43), 37
at Nevada	--	(41)
Wyoming	--	(44)
at New Mexico	42, (30)	-
Hawaii	(22), (32), (21), 38	(43), (28), 53
at UNLV	(35), (47)	46, (28)
at Boise State	38, (47), 50	50, (35)
San Diego State	(25), 40	47
San Jose State	44, (32)	-
at Boise State#	(44), (38)	43, (23)
vs. Arizona State^	(39)	(20), (44)

(parenthesis indicate field goal was made) / #-MW Championship / ^-bowl game

PUNTING	No.	Yds	Avg.	Long	TB	FC	120	50+
CUSICK, Blake	65	2745	42.2	72	5	25	31	12
Total.....	65	2745	42.2	72	5	25	31	12
Opponents.....	86	3654	42.5	74	6	31	21	17

KICKOFFS	No.	Yds	Avg.	TB	OB	Retn	Net	YdLn
FULLER, Asa	88	5095	57.9	21	4			
Total.....	88	5095	57.9	21	4	1051	40.0	25
Opponents.....	49	2992	61.1	22	1	487	39.9	25

PUNT RETURNS	No.	Yds	Avg.	TD	Long
RIVERS, Ronnie	14	138	9.9	0	41
JOHNSON, KeeSean	4	0	0.0	0	2
Total.....	18	138	7.7	0	41
Opponents.....	12	42	3.5	0	17

KICK RETURNS	No.	Yds	Avg.	TD	Long
O'NEAL, Dejonte	9	169	18.8	0	23
JORDAN, Jamire	7	207	29.6	0	65
ELIMA-JEUNE, Patrick	3	41	13.7	0	18
QUICK, Michiah	2	38	19.0	0	19
BURT, Brian	2	24	12.0	0	21
SMITH, Matt	1	8	8.0	0	8
Total.....	24	487	20.3	0	65
Opponents.....	52	1051	20.2	0	36


2019 FRESNO STATE STATISTICS

RUSHING	G	Att.	Gain	Loss	Net	Avg.	TD	Long	Avg/G
RIVERS, Ronnie	11	132	759	16	743	5.6	10	76	67.5
MIMS, Jordan	12	113	463	27	436	3.9	6	22	36.3
MCMARYION, Marcus	14	71	363	69	294	4.1	8	29	21.0
HOKIT, Josh	13	73	266	6	260	3.6	1	22	20.0
O'NEAL, Dejonte	13	38	152	14	138	3.6	1	26	10.6
JOHNSON, Saevion	13	21	133	2	131	6.2	3	37	10.1
REYNA, Jorge	11	9	75	0	75	8.3	0	19	6.8
HARRIS, Romello	5	5	52	0	52	10.4	1	27	10.4
GRIM, Derrion	14	8	40	0	40	5.0	1	14	2.9
JOHNSON, KeeSean	14	4	17	3	14	3.5	0	7	1.0
QUICK, Michiah	8	2	7	4	3	1.5	0	5	0.4
RICE, Jared	14	1	3	0	3	3.0	0	3	0.2
CRONK, Christian	14	0	2	0	2	0.0	0	0	0.1
HARDAWAY, Delvon	13	1	1	0	1	1.0	0	1	0.1
COLEMAN, Chris	9	2	3	3	0	0.0	0	3	0.0
Team	11	21	0	31	-31	-1.5	0	0	-2.8
Total.....	14	501	2336	175	2161	4.3	31	76	154.4
Opponents.....	14	507	2074	223	1851	3.7	8	36	132.2

PASSING	G	Effic	Comp-Att-Int	Pct	Yds	TD	Long	Avg/G
MCMARYION, M.	14	156.99	293-427-5	68.6	3629	25	86	259.2
REYNA, Jorge	11	171.87	8-12-0	66.7	111	1	36	10.1
HOKIT, Josh	13	-200.00	0-1-1	0.0	0	0	0	0.0
Total.....	14	156.58	301-440-6	68.4	3740	26	86	267.1
Opponents.....	14	104.09	231-447-19	51.7	2652	15	75	189.4

RECEIVING	G	No.	Yards	Avg.	TD	Long	Avg/G
JOHNSON, KeeSean	14	95	1340	14.1	8	45	95.7
RICE, Jared	14	55	664	12.1	3	69	47.4
JORDAN, Jamire	14	27	434	16.1	3	86	31.0
RIVERS, Ronnie	11	26	311	12.0	3	34	28.3
MIMS, Jordan	12	21	286	13.6	2	55	23.8
GRIM, Derrion	14	20	212	10.6	2	33	15.1
QUICK, Michiah	8	16	144	9.0	1	18	18.0
O'NEAL, Dejonte	13	11	108	9.8	0	31	8.3
HOKIT, Josh	13	8	56	7.0	0	22	4.3
RIDDERING, Kyle	14	6	41	6.8	3	10	2.9
ALLEN, Justin	12	5	38	7.6	0	13	3.2
COLEMAN, Chris	9	4	40	10.0	0	13	4.4
SUTTON, Cam	13	3	42	14.0	0	20	3.2
TANGIPA, David	14	3	16	5.3	1	7	1.1
HARDAWAY, Delvon	13	1	8	8.0	0	8	0.6
Total.....	14	301	3740	12.4	26	86	267.1
Opponents.....	14	231	2652	11.5	15	75	189.4

FUMBLE RETURNS	No.	Yds	Avg.	TD	Long
JORDAN, Jamire	0	0	0.0	1	0
BRYANT, Jaron	0	0	0.0	2	0
Total.....	0	0	0.0	3	0
Opponents.....	1	3	3.0	0	3

INTERCEPTIONS	No.	Yds	Avg.	TD	Long
KELLY, Anthoula	4	153	38.2	2	70
HUGHES, Juju	4	65	16.2	0	33
BELL, Mike	3	1	0.3	0	1
ALLISON, Jeff	2	27	13.5	0	23
BAILEY, James	1	0	0.0	0	0
MOSBY, Arron	1	95	95.0	1	95
BRYANT, Jaron	1	39	39.0	0	39
TATUM III, Leevel	1	5	5.0	0	5
FREE, Wylan	1	12	12.0	0	12
WALKER, Mykal	1	38	38.0	1	38
Total.....	19	435	22.9	4	95
Opponents.....	6	18	3.0	0	8

----- PATs -----

SCORING	TD	FGs	Kick	Rush	Rev	Pass	DPX	Saf	Pts
FULLER, Asa	0	14-22	57-62	0-0	0	0-0	0	0	99
RIVERS, Ronnie	13	0-0	0-0	0-0	0	0-0	0	0	78
MCMARYION, M.	8	0-0	0-0	0-0	0	0-0	0	0	48
MIMS, Jordan	8	0-0	0-0	0-0	0	0-0	0	0	48
JOHNSON, KeeSean	8	0-0	0-0	0-0	0	0-0	0	0	48
JORDAN, Jamire	4	0-0	0-0	0-0	0	0-0	0	0	24
JOHNSON, Saevion	3	0-0	0-0	0-0	0	0-0	0	0	18
RIDDERING, Kyle	3	0-0	0-0	0-0	0	0-0	0	0	18
GRIM, Derrion	3	0-0	0-0	0-0	0	0-0	0	0	18
RICE, Jared	3	0-0	0-0	0-0	0	0-0	0	0	18
KELLY, Anthoula	2	0-0	0-0	0-0	0	0-0	0	0	12
BRYANT, Jaron	2	0-0	0-0	0-0	0	0-0	0	0	12
HARRIS, Romello	1	0-0	0-0	0-0	0	0-0	0	0	6
TANGIPA, David	1	0-0	0-0	0-0	0	0-0	0	0	6
HOKIT, Josh	1	0-0	0-0	0-0	0	0-0	0	0	6
WALKER, Mykal	1	0-0	0-0	0-0	0	0-0	0	0	6
QUICK, Michiah	1	0-0	0-0	0-0	0	0-0	0	0	6
MOSBY, Arron	1	0-0	0-0	0-0	0	0-0	0	0	6
O'NEAL, Dejonte	1	0-0	0-0	0-0	0	0-0	0	0	6
JAVERNICK, Gunner	0	0-0	0-0	0-0	1	0-0	0	0	2
REYNA, Jorge	0	0-0	0-0	0-0	0	1-1	0	0	0
Total.....	64	14-22	57-62	0-0	1	1-1	0	0	485
Opponents.....	23	13-21	19-21	0-1	1	1-1	0	0	198

TOTAL OFFENSE	G	Plays	Rush	Pass	Total	Avg/G
MCMARYION, Marcus	14	498	294	3629	3923	280.2
RIVERS, Ronnie	11	132	743	0	743	67.5
MIMS, Jordan	12	113	436	0	436	36.3
HOKIT, Josh	13	74	260	0	260	20.0
REYNA, Jorge	11	21	75	111	186	16.9
O'NEAL, Dejonte	13	38	138	0	138	10.6
JOHNSON, Saevion	13	21	131	0	131	10.1
HARRIS, Romello	5	5	52	0	52	10.4
GRIM, Derrion	14	8	40	0	40	2.9
JOHNSON, KeeSean	14	4	14	0	14	1.0
QUICK, Michiah	8	2	3	0	3	0.4
RICE, Jared	14	1	3	0	3	0.2
CRONK, Christian	14	0	2	0	2	0.1
HARDAWAY, Delvon	13	1	1	0	1	0.1
Team	11	21	-31	0	-31	-2.8
Total.....	14	941	2161	3740	5901	421.5
Opponents.....	14	954	1851	2652	4503	321.6

ALL PURPOSE	G	Rush	Rec	PR	KOR	IR	Tot	Avg/G
JOHNSON, KeeSean	14	14	1340	0	0	0	1354	96.7
RIVERS, Ronnie	11	743	311	138	0	0	1192	108.4
JORDAN, Jamire	14	0	434	0	207	0	741	52.9
MIMS, Jordan	12	436	286	0	0	0	722	60.2
RICE, Jared	14	3	664	0	0	0	667	47.6
O'NEAL, Dejonte	13	138	108	0	169	0	415	31.9
HOKIT, Josh	13	260	56	0	0	0	316	24.3
MCMARYION, Marcus	14	294	0	0	0	0	294	21.0
GRIM, Derrion	14	40	212	0	0	0	252	18.0
QUICK, Michiah	8	3	144	0	38	0	185	23.1
KELLY, Anthoula	14	0	0	0	0	153	153	10.9
JOHNSON, Saevion	13	131	0	0	0	0	131	10.1
MOSBY, Arron	13	0	0	0	0	95	95	7.3
REYNA, Jorge	11	75	0	0	0	0	75	6.8
HUGHES, Juju	14	0	0	0	0	65	65	4.6
HARRIS, Romello	5	52	0	0	0	0	52	10.4
SUTTON, Cam	13	0	42	0	0	0	42	3.2
ELIMA-JEUNE, Patrick	12	0	0	0	41	0	41	3.4
RIDDERING, Kyle	14	0	41	0	0	0	41	2.9
COLEMAN, Chris	9	0	40	0	0	0	40	4.4
BRYANT, Jaron	14	0	0	0	0	39	39	2.8
WALKER, Mykal	14	0	0	0	0	38	38	2.7
ALLEN, Justin	12	0	38	0	0	0	38	3.2
ALLISON, Jeff	14	0	0	0	0	27	27	1.9
BURT, Brian	6	0	0	0	24	0	24	4.0
TANGIPA, David	14	0	16	0	0	0	16	1.1
FREE, Wylan	14	0	0	0	0	12	12	0.9
HARDAWAY, Delvon	13	1	8	0	0	0	9	0.7
SMITH, Matt	13	0	0	0	8	0	8	0.6
TATUM III, Leevel	10	0	0	0	0	5	5	0.5
CRONK, Christian	14	2	0	0	0	0	2	0.1
BELL, Mike	14	0	0	0	0	1	1	0.1
Team	11	-31	0	0	0	0	-31	-2.8
Total.....	14	2161	3740	138	487	435	7061	504.4
Opponents.....	14	1851	2652	42	1051	18	5614	401.0


2018 FRESNO STATE STATISTICS

DEFENSIVE LEADERS	GP	----- Tackles -----				-Sacks-		--- Pass Def ---		- Fumbles -		Blkd	
		Solo	Ast	Total	TFL/Yds	No.-Yards	Int-Yds	BrUp	QBH	Rev-Yds	FF	Kick	Saf
ALLISON, Jeff	14	72	60	132	6.0-13	0.5-2	2-27	1	3
HELMUTH, George	14	44	43	87	9.0-44	5.0-33	.	2	2
WALKER, Mykal	14	38	49	87	14.0-39	4.5-18	1-38	6	5	2-0	2	2	.
BELL, Mike	14	53	33	86	3.0-6	.	3-1	8
BAILEY, James	14	45	35	80	11.5-35	3.0-19	1-0	4	1	1-0	.	.	.
HUGHES, Juju	14	40	38	78	.	.	4-65	8
KELLY, Anthoula	14	48	14	62	.	.	4-153	18	.	.	1	1	.
BRYANT, Jaron	14	43	7	50	2.0-2	.	1-39	12	.	.	1	.	.
IAKOPO, Keiti	14	14	23	37	2.0-4	0.5-2	.	.	1
ATKINS, Kevin	14	12	16	28	4.5-17	1.0-9	.	.	1
JONES, Kwami	14	14	12	26	2.0-6	2.5-6	.	.	4
FREE, Wylan	14	12	6	18	0.5-0	.	1-12
HAYNES, Jasad	10	8	10	18	4.5-29	2.5-18	.	.	1	1-0	1	.	.
BELONY, Patrick	14	3	13	16	2.0-5	1.5-4	.	.	.	2-0	.	.	.
JOHNSON, Isaiah	11	8	7	15	2.0-10	2.5-10	.	.	2
MOSBY, Arron	13	8	4	12	2.5-17	.	1-95	2
MCCOY, Ricky	13	5	7	12	1.5-6	0.5-5
SOECHTING, Trent	14	5	6	11	1
NDOH, Emeka	6	5	6	11	2.0-2	1.0-1
MAFI, Maamaloa	14	7	2	9	.	.	.	1
WRIGHT, Andrew	14	3	6	9	1.0-1
TYLER, Messiah	13	6	1	7
MAFI, Kesomi	4	2	5	7
TATUM III, Leevel	10	4	1	5	.	.	1-5
GASTON, Chris	14	5	.	5	.	.	.	1
MILTON, Ka'Lonn	7	2	2	4
RICE, Justin	4	2	2	4
GAGNON, Kenny	11	2	2	4
BOETANG, Matt	14	2	1	3	1	.
DEGRUY, Damien	4	.	2	2
HICKS, Dorrzel	14	1	1	2	.	.	.	1
JEANNITON, Kevin	2	2	.	2
WESTBERRY, Jacob	14	1	.	1
JOHNSON, KeeSean	14	1	.	1
TUITELE, Syrus	12	1	.	1
FULLER, Asa	14	1	.	1
MIMS, Jordan	12	1	.	1
COLEMAN JR., Sherman	1	1
PERRY, Deonte	2	1-0	.	.	.
Total.....	14	520	414	934	70-236	25-127	19-435	65	21	7-0	5	4	.
Opponents.....	14	520	425	945	54.0-169	12-68	6-18	42	10	8-3	9	2	.

DEFENSE GAME-BY-GAME

TACKLES	UA-A	Tot	UI	Minn	UCLA	Tol	Nev	Wyo	UNM	UH	UNLV	BSU	SDSU	SJSU	BSU	ASU
ALLISON, Jeff	72-60	132	2-4	5-10	5-1	6-3	11-6	3-10	8-2	5-3	-	7-7	5-2	2-2	7-5	6-5
WALKER, Mykal	38-49	87	2-2	8-1	2-2	2-2	1-4	0-4	3-3	6-3	2-1	4-3	1-3	2-6	4-8	1-7
HELMUTH, George	44-43	87	2-1	5-2	3-1	3-2	7-4	2-5	2-1	1-1	4-4	4-5	2-3	3-3	3-3	3-8
BELL, Mike	53-33	86	1-3	5-6	5-2	3-1	3-3	2-2	2-1	3-0	3-2	4-4	2-3	5-2	9-0	6-4
BAILEY, James	45-35	80	0-1	5-4	4-1	2-3	6-4	0-5	5-0	3-0	4-3	3-5	4-2	3-1	2-4	4-2
HUGHES, Juju	40-38	78	1-2	1-3	1-1	2-2	5-3	3-5	2-1	-	6-5	5-2	2-7	5-0	5-1	2-6
KELLY, Anthoula	48-14	62	4-1	3-1	4-0	6-1	1-2	3-1	1-0	4-0	4-1	6-3	2-0	5-0	3-1	2-3
BRYANT, Jaron	43-7	50	1-0	2-0	4-0	3-1	5-0	2-0	3-0	5-0	4-0	4-2	2-0	2-1	4-1	2-2
IAKOPO, Keiti	14-23	37	0-1	-	1-0	0-2	3-1	0-2	1-0	2-0	0-1	0-3	0-2	3-1	4-5	0-5
ATKINS, Kevin	12-16	28	0-1	2-1	0-1	4-2	3-1	0-2	-	-	0-2	1-3	-	-	2-2	0-1
JONES, Kwami	14-12	26	-	2-1	0-2	2-0	0-2	1-3	2-0	-	1-0	2-1	1-1	0-1	1-1	2-0
FREE, Wylan	12-6	18	1-1	1-1	-	1-0	-	0-1	2-0	3-0	4-0	0-3	-	-	-	-
HAYNES, Jasad	8-10	18	3-2	0-2	1-1	2-0	0-1	DNP	1-0	0-1	0-1	1-2	DNP	DNP	-	DNP
BELONY, Patrick	3-13	16	-	0-1	-	-	0-1	2-0	0-1	-	0-1	0-2	0-2	1-0	-	0-5
JOHNSON, Isaiah	8-7	15	2-0	DNP	DNP	DNP	1-0	-	1-2	-	1-2	-	1-0	2-1	0-2	-
MCCOY, Ricky	5-7	12	0-1	0-1	-	2-0	-	0-1	1-0	-	1-1	DNP	0-1	-	1-1	0-1
MOSBY, Arron	8-4	12	0-1	-	-	DNP	-	-	1-0	1-0	2-1	-	1-0	0-1	1-0	2-1
SOECHTING, Trent	5-6	11	0-1	1-1	1-0	-	1-0	-	1-0	-	1-2	0-1	-	0-1	-	-



2018 FRESNO STATE STATISTICS

RUSHING	No-Yds/TD	Idaho	Minn	UCLA	Toledo	Nev	Wyo	UNM	UH	UNLV	BSU	SDSU	SJSU	BSU	ASU
RIVERS, Ronnie	132-743/10	DNP	DNP	DNP	2-25/0	5-12/1	4-22/0	11-48/2	11-125/1	12-33/1	7-33/1	22-78/1	17-92/0	17-63/1	24-212/2
MIMS, Jordan	113-436/6	9-36/3	10-41/0	21-85/0	15-59/1	8-11/0	8-12/0	11-41/0	5-16/0	1-5/0	8-47/0	9-28/1	8-55/1	DNP	DNP
MCMARYION, M.	71-294/8	5-4/0	3-15/0	9-16/4	4-15/1	2--5/0	7-53/2	4-12/0	1-8/0	7-39/0	9-10/0	7-16/0	3-30/0	6-40/0	4-41/1
HOKIT, Josh	73-260/1	6-40/0	5-8/0	12-21/0	7-59/0	DNP	9-24/0	12-35/0	5-20/0	2-6/1	2-7/0	3-5/0	4-24/0	6-11/0	-
O'NEAL, Dejonte	38-138/1	5-41/1	5-26/0	5-21/0	3-3/0	6-9/0	1--3/0	4-13/0	2-6/0	3-14/0	DNP	-	2-0/0	-	2-8/0
JOHNSON, S.	21-131/3	10-45/2	DNP	1-6/0	4-7/0	-	-	-	3-26/0	3-47/1	-	-	-	-	-
REYNA, Jorge	9-75/0	3-28/0	-	-	1-19/0	-	1-1/0	-	1-8/0	3-19/0	DNP	-	-	DNP	DNP
HARRIS, Romello	5-52/1	4-47/1	DNP	DNP	-	DNP	DNP	DNP	-	1-5/0	DNP	DNP	-	DNP	DNP
GRIM, Derrion	8-40/1	-	-	-	1-1/0	-	1-0/0	1-4/0	-	2-24/1	2-8/0	-	-	1-3/0	-
JOHNSON, KeeSean	4-14/0	-	-	1-7/0	-	-	1--3/0	-	1-5/0	-	-	-	-	-	1-5/0
QUICK, Michiah	2-3/0	-	-	DNP	DNP	DNP	DNP	DNP	-	-	-	DNP	-	2-3/0	-
RICE, Jared	1-3/0	-	-	-	-	-	-	-	1-3/0	-	-	-	-	-	-
HARDAWAY, Delvon	1-1/0	-	-	-	-	1-1/0	-	-	-	-	-	-	-	DNP	-
COLEMAN, Chris	2-0/0	-	1--3/0	-	-	1-3/0	-	-	DNP	-	DNP	-	DNP	DNP	DNP

RECEIVING	No-Yds/TD	Idaho	Minn	UCLA	Toledo	Nev	Wyo	UNM	UH	UNLV	BSU	SDSU	SJSU	BSU	ASU
JOHNSON, KeeSean	95-1340/8	6-118/0	6-89/1	8-85/0	6-102/2	7-65/1	5-51/0	8-149/2	8-102/0	8-97/0	8-95/1	10-141/0	7-173/1	6-40/0	2-33/0
RICE, Jared	55-664/3	5-56/0	5-31/1	3-45/0	3-25/0	3-98/0	7-94/1	3-22/0	6-70/1	3-36/0	3-43/0	2-11/0	3-49/0	5-44/0	4-40/0
JORDAN, Jamire	27-434/3	-	4-21/0	3-53/0	1-36/0	3-19/0	1-25/0	2-26/0	2-61/1	4-38/1	1-6/0	2-94/1	2-23/0	1-18/0	1-14/0
RIVERS, Ronnie	26-311/3	DNP	DNP	DNP	-	1-19/1	3-53/0	4-69/1	1-9/0	1-17/0	7-60/0	1-6/0	3-41/1	1-4/0	4-33/0
MIMS, Jordan	21-286/2	2-7/0	2-23/0	2-51/0	6-126/1	2-16/0	2-13/0	-	2-32/1	1-6/0	-	1-8/0	1-4/0	DNP	DNP
GRIM, Derrion	20-212/2	1-33/1	-	1-9/0	1-11/0	1-6/0	1-15/0	-	1-6/1	1-10/0	4-57/0	1-7/0	3-31/0	4-19/0	1-8/0
QUICK, Michiah	16-144/1	5-25/0	2-19/0	DNP	DNP	DNP	DNP	DNP	-	5-49/0	-	DNP	-	3-45/1	1-6/0
O'NEAL, Dejonte	11-108/0	-	-	1--2/0	1-7/0	2-7/0	-	-	4-58/0	-	DNP	-	1--4/0	-	2-42/0
HOKIT, Josh	8-56/0	1-1/0	2-15/0	1--1/0	1-10/0	DNP	-	2-9/0	-	-	1-22/0	-	-	-	-
SUTTON, Cam	3-42/0	-	-	-	1-18/0	DNP	1-20/0	-	1-4/0	-	-	-	-	-	-
RIDDERING, Kyle	6-41/3	-	-	2-19/1	2-9/1	-	-	-	-	2-13/1	-	-	-	-	-
COLEMAN, Chris	4-40/0	-	-	-	2-24/0	1-11/0	-	1-5/0	DNP	-	DNP	-	DNP	DNP	DNP
ALLEN, Justin	5-38/0	-	3-14/0	1-11/0	-	-	1-13/0	-	-	-	DNP	-	-	DNP	-
TANGIPA, David	3-16/1	1-7/0	-	-	-	-	1-3/1	-	1-6/0	-	-	-	-	-	-
HARDAWAY, Delvon	1-8/0	-	-	-	-	-	-	-	-	1-8/0	-	-	-	DNP	-

PASSING

#6 MCMARYION	Att.	Comp	Int	Pct	Yards	TD	Long	Sack	Yds	Effic
Idaho	26	19	0	73.1	207	0	44	1	6	140.0
at Minnesota	32	23	1	71.9	205	2	45	0	0	140.1
at UCLA	33	22	0	66.7	270	1	45	1	9	145.4
Toledo	31	24	1	77.4	368	4	55	1	5	213.3
at Nevada	28	20	0	71.4	241	2	69	1	8	167.3
Wyoming	32	22	0	68.8	287	2	35	0	0	164.7
at New Mexico	30	20	0	66.7	280	3	34	1	4	178.1
Hawaii	31	21	0	67.7	284	4	49	0	0	187.3
at UNLV	35	26	1	74.3	274	2	23	0	0	153.2
at Boise State	35	24	0	68.6	283	1	38	3	24	145.9
San Diego State	24	17	0	70.8	267	1	86	2	6	178.0
San Jose State	29	20	0	69.0	317	2	45	0	0	183.5
at Boise State#	32	20	0	62.5	170	1	32	2	6	117.4
Arizona State	29	15	2	51.7	176	0	29	0	0	88.9
TOTALS	427	293	5	68.6	3629	25	86	12	68	157.0

#10 REYNA	Att.	Comp	Int	Pct	Yards	TD	Long	Sack	Yds	Effic
Idaho	3	2	0	66.7	40	1	33	0	0	288.7
Minnesota	1	1	0	100.0	7	0	7	0	0	158.8
Toledo	1	0	0	0.0	0	0	0	0	0	0.0
Hawaii	7	5	0	71.4	64	0	36	0	0	148.2
TOTALS	12	8	0	66.7	111	1	36	0	0	171.9

PUNT RET	No-Yds	Idaho	Minn	UCLA	Toledo	Nev	Wyo	UNM	UH	UNLV	BSU	SDSU	SJSU	BSU	ASU
RIVERS, Ronnie	14-138	DNP	DNP	DNP	1-18	-	2-15	2-29	2-18	1-21	-	3--8	2-4	-	1-41
JOHNSON, KeeSean	4-0	2-3	-	1--2	-	-	-	1--1	-	-	-	-	-	-	-

KICK RET	No-Yds	Idaho	Minn	UCLA	Toledo	Nev	Wyo	UNM	UH	UNLV	BSU	SDSU	SJSU	BSU	ASU
JORDAN, Jamire	7-207	1-12	1-19	-	-	1-37	-	-	-	-	-	1-22	1-65	1-29	1-23
O'NEAL, Dejonte	9-169	-	-	-	2-31	-	-	-	5-99	1-18	DNP	-	-	1-21	-
ELIMA-JEUNE, P.	3-41	-	DNP	DNP	-	-	1-18	-	-	-	1-16	-	1-7	-	-
QUICK, Michiah	2-38	-	-	DNP	DNP	DNP	DNP	DNP	-	-	2-38	DNP	-	-	-
BURT, Brian	2-24	-	2-24	-	-	-	DNP	DNP	DNP	-	DNP	DNP	DNP	DNP	DNP
SMITH, Matt	1-8	-	-	-	-	-	-	-	DNP	-	-	-	-	1-8	-

INT RET	No-Yds	Idaho	Minn	UCLA	Toledo	Nev	Wyo	UNM	UH	UNLV	BSU	SDSU	SJSU	BSU	ASU
HUGHES, Juju	4-65	-	-	-	-	1-0	-	-	1-31	-	1-33	-	-	-	1-1
KELLY, Anthoula	4-153	2-40	-	-	-	1-43	-	-	-	-	-	-	-	-	1-70
BELL, Mike	3-1	-	-	-	-	1-0	1-1	1-0	-	-	-	-	-	-	-
ALLISON, J.	2-27	-	-	2-27	-	-	-	-	-	-	-	-	-	-	-
BRYANT, Jaron	1-39	-	-	-	-	-	-	-	-	1-39	-	-	-	-	-
MOSBY, Arron	1-95	-	-	-	DNP	-	-	-	-	-	-	-	1-95	-	-
WALKER, Mykal	1-38	-	-	-	1-38	-	-	-	-	-	-	-	-	-	-
TATUM III, L.	1-5	1-5	-	-	-	-	-	-	-	-	DNP	DNP	-	DNP	DNP
FREE, Wyllan	1-12	1-12	-	-	-	-	-	-	-	-	-	-	-	-	-
BAILEY, James	1-0	1-0	-	-	-	-	-	-	-	-	-	-	-	-	-



2018 FRESNO STATE STATISTICS

TFLs	UA-A	Tot	Idaho	Minn	UCLA	Toledo	Nev	Wyo	UNM	UH	UNLV	BSU	SDSU	SJSU	BSU	ASU
WALKER, Mykal	8-12	14.0	0.5-0	0.5-1	1.5-2	2.5-8	0.5-1	0.5-2	-	3.5-8	-	-	-	1.5-3	2.5-13	0.5-1
BAILEY, James	10-3	11.5	-	1.0-2	-	1.0-1	2.5-12	-	-	1.0-2	1.0-2	1.5-4	-	-	1.5-3	2.0-9
HELMUTH, George	8-2	9.0	-	0.5-3	-	2.0-23	1.5-3	-	-	-	-	1.0-3	1.0-2	1.0-2	-	2.0-8
ALLISON, J.	2-8	6.0	0.5-1	1.0-2	-	-	0.5-2	-	1.0-6	0.5-0	-	-	1.0-1	0.5-0	0.5-0	0.5-1
ATKINS, Kevin	2-5	4.5	-	0.5-0	-	1.0-2	1.0-9	0.5-3	-	-	-	0.5-1	-	-	1.0-2	-
HAYNES, Jasad	4-1	4.5	3.0-17	0.5-3	-	1.0-9	-	DNP	-	-	-	-	DNP	DNP	-	DNP
BELL, Mike	3-0	3.0	-	-	1.0-1	-	-	-	-	-	-	-	-	2.0-5	-	-
MOSBY, Arron	2-1	2.5	-	-	-	DNP	-	-	-	-	2.0-17	-	-	-	-	0.5-0
BELONY, Patrick	1-2	2.0	-	-	-	-	0.5-2	-	-	-	-	-	-	1.0-2	-	0.5-1
IAKOPO, Keiti	1-2	2.0	-	-	-	-	0.5-2	-	-	-	-	0.5-0	-	-	1.0-2	-
JONES, Kwami	2-0	2.0	-	-	-	1.0-4	-	-	-	-	1.0-2	-	-	-	-	-
NDOH, Emeka	1-2	2.0	-	-	0.5-0	0.5-1	-	1.0-1	DNP	DNP	DNP	DNP	DNP	DNP	DNP	DNP
BRYANT, Jaron	2-0	2.0	-	-	-	-	1.0-1	-	-	-	-	-	1.0-1	-	-	-
JOHNSON, Isaiah	2-0	2.0	-	DNP	DNP	DNP	-	-	-	-	1.0-4	-	1.0-6	-	-	-
MCCOY, Ricky	1-1	1.5	-	-	-	-	-	-	1.0-1	-	-	DNP	-	-	0.5-5	-
WRIGHT, Andrew	1-0	1.0	-	-	-	-	1.0-1	-	-	-	-	-	-	-	-	-
FREE, Wylan	0-1	0.5	-	-	-	-	-	-	-	-	-	0.5-0	-	-	-	-

SACKS	UA-A	Tot	Idaho	Minn	UCLA	Toledo	Nev	Wyo	UNM	UH	UNLV	BSU	SDSU	SJSU	BSU	ASU
HELMUTH, George	4-2	5.0	-	0.5-3	-	2.0-23	0.5-2	-	-	-	-	1.0-3	-	1.0-2	-	-
WALKER, Mykal	4-1	4.5	-	-	1.0-1	1.0-4	-	-	-	1.0-1	-	-	-	-	1.5-12	-
BAILEY, James	3-0	3.0	-	-	-	-	1.0-11	-	-	1.0-2	-	-	-	-	-	1.0-6
JONES, Kwami	2-1	2.5	-	-	-	1.0-4	-	-	-	-	1.0-2	-	-	0.5-0	-	-
HAYNES, Jasad	2-1	2.5	1.0-6	0.5-3	-	1.0-9	-	DNP	-	-	-	-	DNP	DNP	-	DNP
JOHNSON, Isaiah	2-1	2.5	-	DNP	DNP	DNP	-	-	-	-	1.0-4	-	1.0-6	0.5-0	-	-
BELONY, Patrick	1-1	1.5	-	-	-	-	0.5-2	-	-	-	-	-	-	1.0-2	-	-
ATKINS, Kevin	1-0	1.0	-	-	-	-	1.0-9	-	-	-	-	-	-	-	-	-
NDOH, Emeka	1-0	1.0	-	-	-	-	-	1.0-1	DNP	DNP	DNP	DNP	DNP	DNP	DNP	DNP
MCCOY, Ricky	0-1	0.5	-	-	-	-	-	-	-	-	-	DNP	-	-	0.5-5	-
IAKOPO, Keiti	0-1	0.5	-	-	-	-	0.5-2	-	-	-	-	-	-	-	-	-
ALLISON, J.	0-1	0.5	-	-	-	-	0.5-2	-	-	-	-	-	-	-	-	-

LONG PLAYS (20 OR MORE YARDS)

	FS Long Plays			Opponent Long Plays		
	Rush	Pass	Total	Rush	Pass	Total
Idaho	2	3	5	0	3	3
Minnesota	1	3	4	0	1	1
UCLA	0	5	5	0	2	2
Toledo	2	5	7	2	4	6
Nevada	0	2	2	0	0	0
Wyoming	1	6	7	0	2	2
New Mexico	0	6	6	0	1	1
Hawaii	2	5	7	0	4	4
UNLV	1	2	3	1	0	1
Boise State	2	5	7	0	3	3
San Diego State	0	4	4	0	3	3
San Jose State	2	7	9	0	3	3
Boise State#	1	1	2	1	1	2
Arizona State^	3	2	5	0	1	1
Totals	17	56	73	4	28	32

DRIVE SUPERLATIVES

	Fresno State	Opponent
Most Yards (Result)	94 (TD) - SDSU	90 (TD) - Toledo
Most Plays (Result)	14, 2x - last vs UH (FG)	17 (FG) - Arizona St.
Most Time (Result)	9:15 (TO downs) - UCLA	7:17 (TD) - Minnesota

FRESNO STATE POINTS OFF TURNOVERS

Game	TOs Gained	TDs	FG	Pts	FS (Fumbles Lost/INT)
Idaho	7 (5 INT/2 FR)	5	1	38	0
Minnesota	1 (1 FR)	1	0	7	2 (2 INT)
UCLA	4 (2 INT/2 FR)	2	1	17	2 (2 FL)
Toledo	1 (1 INT)	1	0	7	1 (1 INT)
Nevada	3 (3 INT)	0	0	0	1 (1 FL)
Wyoming	1 (1 INT)	0	0	0	0
New Mexico	1 (1 INT)	1	0	7	0
Hawaii	2 (1 INT/1 FR)	1	0	7	0
UNLV	1 (1 INT)	1	0	7	1 (INT)
Boise State	1 (1 INT)	0	1	3	0
San Diego State	0	0	0	0	0
San Jose State	1 (1 INT)	1	0	7	2 (2 FL)
Boise State#	1 (1 FR)	1	0	7	2 (2 FL)
Arizona State^	2 (2 INT)	1	0	7	3 (2 INT/1 FL)
Totals	26 (19 INT/7 FR)	15	3	114	14 (6 INT/8 FL)
Opponents	14 (6 INT/8 FR)	2	2	20	

GAME-OPENING DRIVES

Opponent	[---Fresno State---]			[----- Opponent -----]		
	Pts.	1st Dwns	Yds.	Pts.	1st Dwns	Yds
Idaho	7	4	56	0	0	-14
Minnesota	0	1	21	0	1	15
UCLA	7	4	75	0	1	17
Toledo	7	5	75	0	0	6
Nevada	0	2	20	0	2	40
Wyoming	0	1	17	3	3	47
New Mexico	0 (missd FG)	2	44	0	1	0
Hawaii	0	2	40	3	2	50
UNLV	7	3	45	0	0	9
Boise State	0	0	-1	0	1	38
San Diego State	7	1	94	0	0	9
San Jose State	0	0	8	0	0	8
Boise State#	0	2	29	0	1	27
Arizona State^	0	2	34	0	0	1

SECOND HALF-OPENING DRIVES

Opponent	[---Fresno State---]			[----- Opponent -----]		
	Pts.	1st Dwns	Yds.	Pts.	1st Dwns	Yds
Idaho	7	4	93	0	0	6
Minnesota	0	1	21	0	0	9
UCLA	0	0	5	0	0	0
Toledo	7	3	75	0	1	9
Nevada	0	0	9	0	0	1
Wyoming	0	1	21	0	0	-4
New Mexico	7	5	75	0	2	25
Hawaii	3	4	61	0	0	0
UNLV	7	4	74	0	2	26
Boise State	7	3	75	7	5	70
San Diego State	7	4	75	0	0	7
San Jose State	0	1	35	0	2	36
Boise State#	3	2	43	0	3	50
Arizona State^	0	1	39	0	0	3

PENALTY NUMBERS

	FS Pen.-Yds.	Opp. Pen.-Yds
Idaho	3-27	4-20
Minnesota	4-40	3-30
UCLA	8-53	11-96
Toledo	3-45	3-25
Nevada	4-30	1-5
Wyoming	5-45	5-22
New Mexico	6-35	8-110
Hawaii	8-69	3-14
UNLV	5-40	8-57
Boise State	9-61	4-45
San Diego State	3-40	6-41
San Jose State	5-58	5-40
Boise State#	6-50	6-50
Arizona State^	3-20	3-20



2018 FRESNO STATE STATISTICS

FRESNO STATE CHUNK PLAYS (73)

Yards	Opponent	Play	Result
86	SDSU	McMaryion pass to Jordan	TD
76	Hawaii	Rivers rush	TD
69	Nevada	McMaryion pass to Rice	1st-10
68	Arizona St.	Rivers run	TD
55	Toledo	McMaryion pass to Mims	1st-Goal
49	Hawaii	McMaryion pass to Jordan	TD
47	Toledo	McMaryion pass to Mims	TD
45	MINN	McMaryion pass to K. Johnson	TD
45	UCLA	McMaryion pass to Mims	1st-Goal
45	SJSU	McMaryion pass to K. Johnson	1st-Goal
44	Idaho	McMaryion pass to K. Johnson	1st-10
39	Toledo	McMaryion pass to K. Johnson	1st-10
38	UCLA	McMaryion pass to Jordan	1st-10
38	Boise St.	McMaryion pass to K. Johnson	1st-10
38	SDSU	McMaryion pass to K. Johnson	1st-10
37	UCLA	McMaryion pass to Ja. Rice	1st-10
37	UNLV	S. Johnson rush	1st-Goal
37	SDSU	McMaryion pass to K. Johnson	1st-Goal
37	SJSU	McMaryion pass to K. Johnson	1st-10
37	SJSU	McMaryion pass to K. Johnson	1st-10
36	Toledo	McMaryion pass to Jordan	1st-Goal
36	Hawaii	Reyna pass to K. Johnson	1st-10
35	Wyoming	McMaryion pass to Ja. Rice	TD
33	Idaho	Reyna pass to Grim	TD
33	SJSU	Rivers rush	1st-10
34	Wyoming	McMaryion pass to Rivers	1st-10
34	UNM	McMaryion pass to K. Johnson	TD
33	Arizona St.	Rivers run	1st-10
32	SDSU	McMaryion pass to K. Johnson	1st-10
32	Boise St.#	McMaryion pass to K. Johnson	1st-10
31	Hawaii	McMaryion pass to O'Neal	1st-Goal
31	SJSU	McMaryion pass to K. Johnson	TD
30	SJSU	McMaryion pass to Ja. Rice	fumble
30	SJSU	McMaryion pass to Grim	1st-10
29	Boise St.#	McMaryion rush	1st-10
29	Arizona St.	McMaryion pass to O'Neal	fumble
28	Idaho	McMaryion pass to K. Johnson	1st-10
27	Idaho	Harris rush	TD
27	Nevada	McMaryion pass to K. Johnson	TD
26	Idaho	O'Neal rush	TD
26	Wyoming	McMaryion rush	1st-10
26	UNM	McMaryion pass to Rivers	1st-10
26	Hawaii	McMaryion pass to Ja. Rice	1st-10
26	Boise St.	Rivers rush	1st-10
26	Arizona St.	McMaryion pass to K. Johnson	1st-10
25	MINN	McMaryion pass to Mims	1st-10
25	Wyoming	McMaryion pass to Jordan	1st-Goal
25	Wyoming	McMaryion pass to K. Johnson	1st-Goal
24	UCLA	McMaryion pass to K. Johnson	1st-10
24	Toledo	McMaryion pass to K. Johnson	1st-10
24	Hawaii	S. Johnson rush	1st-10
24	Boise St.	McMaryion pass to K. Johnson	1st-10
24	SJSU	McMaryion pass to Rivers	1st-10
23	UCLA	McMaryion pass to K. Johnson	1st-10
23	UNM	McMaryion pass to K. Johnson	1st-10
23	UNM	McMaryion pass to Rivers	TD
23	UNLV	McMaryion pass to Ja. Rice	1st-10
23	UNLV	McMaryion pass to K. Johnson	1st-10
23	Arizona St.	McMaryion run	1st-10
22	MINN	Mims rush	1st-10
22	Toledo	Hokit rush	1st-10
22	Wyoming	McMaryion pass to Ja. Rice	1st-10
22	Boise St.	McMaryion pass to Hokit	1st-10
22	Boise St.	Mims rush	1st-10
22	SJSU	McMaryion rush	1st-10
21	MINN	McMaryion pass to K. Johnson	1st-10
21	Toledo	Hokit rush	1st-10
21	Hawaii	McMaryion pass to Mims	TD
21	Boise St.	McMaryion pass to Ja. Rice	1st-10
20	Wyoming	McMaryion pass to Sutton	1st-Goal
20	UNM	McMaryion pass to K. Johnson	1st-10
20	UNM	McMaryion pass to Jordan	1st-10
20	Boise St.	McMaryion pass to Grim	1st-10

FRESNO STATE SPECIAL TEAMS CHUNK PLAYS (4)

Yards	Opponent	Play	Result
100	Hawaii	Jordan missed field goal return	TD
65	SJSU	Jordan kick return	1st-10
41	Arizona St.	Rivers punt return	1st-10
37	Nevada	Jordan kick return	1st-10

Only KO returns of 35 yards or more or INT & PR of 25 yards or more are included

OPPONENT CHUNK PLAYS (32)

Yards	Opponent	Play	Result
75	SDSU	Chapman pass to Trevillion	TD
73	Idaho	Richardson to Cotton	TD
73	SJSU	Carrillo pass to Roberson	TD
70	SDSU	Agnew pass to Trevillion	TD
54	Toledo	Peters pass to Johnson	TD
50	Hawaii	McDonald pass to Ward	TD
49	Boise St.	Rypien pass to Shakir	TD
41	Boise St.	Rypien pass to Modster	1st-10
45	UCLA	Thompson-Robinson to Howard	TD
36	Toledo	Guadagni rush	1st-10
34	SDSU	Chapman pass to Trevillion	1st-10
34	Boise St.#	Mattison rush	TD
33	UCLA	Thompson-Robinson to Cota	fumble/TO
30	SJSU	Carrillo pass to Nevens	1st-10
29	SJSU	Carrillo pass to Oliver	1st-10
29	Boise St.#	Rypien pass to Bates	1st-10
28	Toledo	Guadagni pass to Thompson	1st-10
27	Hawaii	Moussa pass to Stubblefield	TD
26	UNM	Jones pass to Umeh	1st-10
25	MINN	Annexstad pass to Bateman	1st-10
25	Toledo	Peters pass to Johnson	TD
25	Wyoming	Vander Waal pass to Ismail	1st-10
25	Boise St.	Rypien pass to Bates	1st-10
24	Toledo	Jones rush	1st-Goal
24	UNLV	Williams rush	1st-10
23	Idaho	Petrino pass to Haywood	1st-10
23	Hawaii	McDonald pass to Ward	1st-10
21	Idaho	Richardson to Ungerer	1st-10
21	Toledo	Peters pass to Phillips	1st-10
21	Wyoming	Vander Waal pass to Ismail	1st-10
21	Hawaii	Moussa pass to Armstrong-Brown	1st-10
21	Arizona St.	Wilkins to Aiyuk	1st-10

indicates MW Championship game / Fresno State played Boise State twice in 2018

OPPONENT SPECIAL TEAMS CHUNK PLAYS (2)

Yards	Opponent	Play	Result
36	SJSU	Roberson kick return	1st-10
35	Idaho	Brantley kick return	1st-10

Only KO returns of 35 yards or more or INT & PR of 25 yards or more are included



The Automated ScoreBook

Fresno State Team Game-by-Game (as of Dec 21, 2018)

All games

TEAM STATISTICS

Date	Opponent	Rushing				Receiving				Passing				Kick Returns				Punt Returns				tot off
		no.	yds	td	lg	no.	yds	td	lg	cmp	att	int	yds	td	lg	no.	yds	td	lg	no.	yds	
Sep 01	IDAHO	44	239	7	27	21	247	1	44	21-29-0	247	1	44	1	12	0	12	2	3	0	2	486
Sep 08	at Minnesota	24	87	0	22	24	212	2	45	24-34-2	212	2	45	3	43	0	21	0	0	0	0	299
Sep 15	at UCLA	52	150	4	15	22	270	1	45	22-33-0	270	1	45	0	0	0	0	1	-2	0	0	420
Sep 29	TOLEDO	38	186	2	22	24	368	4	55	24-32-1	368	4	55	2	31	0	18	1	18	0	18	554
Oct 06	at Nevada	24	30	1	8	20	241	2	69	20-28-0	241	2	69	1	37	0	37	0	0	0	0	271
Oct 13	WYOMING	33	104	2	26	22	287	2	35	22-32-0	287	2	35	1	18	0	18	2	15	0	9	391
Oct 20	at New Mexico	44	153	2	16	20	280	3	34	20-30-0	280	3	34	0	0	0	0	3	28	0	15	433
Oct 27	HAWAII	33	214	1	76	26	348	4	49	26-38-0	348	4	49	5	99	0	23	2	18	0	10	562
Nov. 3	at UNLV	34	192	4	37	26	274	2	23	26-35-1	274	2	23	1	18	0	18	1	21	0	21	466
Nov 09	at Boise State	28	107	1	26	24	283	1	38	24-35-0	283	1	38	3	54	0	19	0	0	0	0	390
Nov 17	SAN DIEGO STATE	43	123	2	13	17	267	1	86	17-24-0	267	1	86	1	22	0	22	3	-8	0	1	390
Nov 24	SAN JOSE STATE	36	198	1	33	20	317	2	45	20-29-0	317	2	45	2	72	0	65	2	4	0	7	515
Dec 01	at Boise State	33	118	1	29	20	170	1	32	20-32-0	170	1	32	3	58	0	29	0	0	0	0	288
Dec 15	vs Arizona State	35	260	3	68	15	176	0	29	15-29-2	176	0	29	1	23	0	23	1	41	0	41	436
Fresno State		501	2161	31	76	301	3740	26	86	301-440-6	3740	26	86	24	487	0	65	18	138	0	41	5901
		507	1851	8	36	231	2652	15	75	231-447-19	2652	15	75	52	1051	0	36	12	42	0	17	4503

Games: 14 • Avg/rush: 4.3 • Avg/catch: 12.4 • Pass effc: 156.58 • KR avg: 20.3 • PR avg: 7.7 • All purpose avg/game: 504.4 • Total offense avg/gm: 421.5

Date	Opponent	Tackles				Sacks no-yds	Fumble		Pass Defense			blkd kick	PAT Attempts			off		
		ua	a	total	tfl-yds		ff	fr-yds	int-yds	qbh	brup		kick	rush	rcv	saf	t/o	pts
Sep 01	IDAHO	29	26	55	4.0-18	1.0-6	1	2-0	5-57	3	4	2	10-11	0	0	0	38	79
Sep 08	at Minnesota	41	36	77	4.0-11	1.0-6	1	1-0	0-0	0	3	0	2-2	0	0	0	7	14
Sep 15	at UCLA	33	16	49	3.0-3	1.0-1	2	2-0	2-27	1	3	0	3-4	0	1	0	17	38
Sep 29	TOLEDO	41	25	66	9.0-48	5.0-40	1	0-0	1-38	1	5	0	7-7	0	0	0	7	49
Oct 06	at Nevada	49	33	82	9.0-33	4.0-28	0	0-0	3-43	0	8	0	3-3	0	0	0	0	21
Oct 13	WYOMING	23	42	65	2.0-6	1.0-1	0	0-0	1-1	5	9	0	3-4	0	0	0	0	27
Oct 20	at New Mexico	41	12	53	2.0-7	0.0-0	0	0-0	1-0	1	3	0	5-5	0	0	0	7	38
Oct 27	HAWAII	38	10	48	5.0-10	2.0-3	0	1-0	1-31	0	5	0	5-6	0	0	0	7	50
Nov. 3	at UNLV	45	32	77	5.0-25	2.0-6	0	0-0	1-39	3	6	1	6-6	0	0	0	7	48
Nov 09	at Boise State	41	46	87	4.0-8	1.0-3	0	0-0	1-33	0	2	0	2-2	0	0	0	3	17
Nov 17	SAN DIEGO STATE	24	26	50	4.0-10	1.0-6	0	0-0	0-0	4	5	0	2-3	0	0	0	0	23
Nov 24	SAN JOSE STATE	35	20	55	6.0-12	3.0-4	0	0-0	1-95	3	5	0	4-4	0	0	0	7	31
Dec 01	at Boise State	47	36	83	7.0-25	2.0-17	0	1-0	0-0	0	4	1	1-1	0	0	0	7	19
Dec 15	vs Arizona State	33	54	87	6.0-20	1.0-6	0	0-0	2-71	0	3	0	4-4	0	0	0	7	31
Fresno State		520	414	934	70.0-236	25.0-127	5	7-0	19-435	21	65	4	57-62	0	1	0	114	485
		520	425	945	54.0-169	12.0-68	9	8-3	6-18	10	42	2	19-21	0	1	0	20	198

		Punting									Field Goals			Kickoffs				
Date	Opponent	no.	yds	avg	long	blkd	tb	fc	50+	i20	md-att	long	blkd	no.	yds	avg	tb	ob
Sep 01	IDAHO	2	91	45.5	53	0	0	1	1	1	1-2	33	0	12	695	57.9	5	1
Sep 08	at Minnesota	7	309	44.1	60	0	1	2	2	6	0-0	0	0	3	192	64.0	0	0
Sep 15	at UCLA	3	118	39.3	48	0	0	1	0	2	1-1	28	0	7	433	61.9	4	1
Sep 29	TOLEDO	4	143	35.8	45	0	0	1	0	2	0-1	0	0	8	502	62.8	2	1
Oct 06	at Nevada	9	428	47.6	72	0	2	2	4	3	0-0	0	0	4	213	53.2	1	0
Oct 13	WYOMING	5	206	41.2	51	0	0	3	1	4	0-0	0	0	5	320	64.0	2	0
Oct 20	at New Mexico	4	173	43.2	61	0	0	2	1	2	1-2	30	0	7	388	55.4	3	0
Oct 27	HAWAII	2	73	36.5	40	0	0	2	0	2	3-4	32	0	9	563	62.6	4	0
Nov. 3	at UNLV	3	122	40.7	45	0	0	1	0	1	2-2	47	0	9	457	50.8	0	0
Nov 09	at Boise State	4	159	39.8	52	0	0	1	1	1	1-3	47	1	3	185	61.7	0	0
Nov 17	SAN DIEGO STATE	6	249	41.5	55	0	0	4	1	3	1-2	25	0	5	307	61.4	0	0
Nov 24	SAN JOSE STATE	5	219	43.8	50	0	1	2	1	1	1-2	32	0	6	286	47.7	0	0
Dec 01	at Boise State	8	321	40.1	48	0	0	3	0	2	2-2	44	0	4	238	59.5	0	1
Dec 15	vs Arizona State	3	134	44.7	49	0	1	0	0	1	1-1	39	0	6	316	52.7	0	0
Fresno State		65	2745	42.2	72	0	5	25	12	31	14-22	47	1	88	5095	57.9	21	4
		86	3654	42.5	74	1	6	31	17	21	13-21	53	2	49	2992	61.1	22	1



The Automated ScoreBook

Fresno State Opponent Game-by-Game (as of Dec 21, 2018)

All games

OPPONENT STATISTICS

Date	Opponent	Rushing				Receiving				Passing				Kick Returns				Punt Returns				tot off
		no.	yds	td	lg	no.	yds	td	lg	cmp-att-int	yds	td	lg	no.	yds	td	lg	no.	yds	td	lg	
Sep 01	IDAHO	32	102	1	15	14	205	1	73	14-33-5	205	1	73	6	114	0	35	0	0	0	0	307
Sep 08	at Minnesota	45	132	2	11	16	175	0	25	16-26-0	175	0	25	3	65	0	23	0	0	0	0	307
Sep 15	at UCLA	31	119	1	16	10	151	1	45	10-24-2	151	1	45	2	30	0	16	1	4	0	4	270
Sep 29	TOLEDO	40	137	0	36	16	238	3	54	16-31-1	238	3	54	5	113	0	31	1	0	0	0	375
Oct 06	at Nevada	43	132	0	15	22	195	0	18	22-43-3	195	0	18	1	17	0	17	2	12	0	11	327
Oct 13	WYOMING	30	104	0	12	12	117	0	25	12-32-1	117	0	25	3	56	0	20	0	0	0	0	221
Oct 20	at New Mexico	33	148	0	19	15	132	1	26	15-32-1	132	1	26	3	25	0	24	1	3	0	3	280
Oct 27	HAWAII	26	88	0	18	20	286	2	50	20-35-1	286	2	50	5	103	0	28	0	0	0	0	374
Nov. 3	at UNLV	41	197	0	24	15	105	0	15	15-35-1	105	0	15	4	73	0	27	1	0	0	0	302
Nov 09	at Boise State	44	179	2	14	24	269	1	49	24-30-1	269	1	49	3	74	0	29	2	6	0	5	448
Nov 17	SAN DIEGO STATE	27	64	0	9	8	218	2	75	8-21-0	218	2	75	5	106	0	30	0	0	0	0	282
Nov 24	SAN JOSE STATE	22	60	0	11	25	307	2	73	25-43-1	307	2	73	4	82	0	36	0	0	0	0	367
Dec 01	at Boise State	55	225	1	34	15	125	1	29	15-31-0	125	1	29	3	78	0	34	3	0	0	0	350
Dec 15	vs Arizona State	38	164	1	17	19	129	1	21	19-31-2	129	1	21	5	115	0	32	1	17	0	17	293
Opponents		507	1851	8	36	231	2652	15	75	231-447-19	2652	15	75	52	1051	0	36	12	42	0	17	4503
		501	2161	31	76	301	3740	26	86	301-440-6	3740	26	86	24	487	0	65	18	138	0	41	5901

Games: 14 • Avg/rush: 3.7 • Avg/catch: 11.5 • Pass effic: 104.09 • KR avg: 20.2 • PR avg: 3.5 • All purpose avg/game: 401.0 • Total offense avg/gm: 321.6

Date	Opponent	Tackles				Sacks		Fumble		Pass Defense			blkd	PAT Attempts				off		
		ua	a	total	tfl-yds	no-yds	ff	fr-yds	int-yds	qbh	brup	kick	kick	rush	rcv	saf	t/o	pts		
Sep 01	IDAHO	36	28	64	1.0-6	1.0-6	1	0-0	0-0	0	1	0	1-2	0	0	0	0	0	13	
Sep 08	at Minnesota	34	30	64	6.0-13	0.0-0	1	0-0	2-0	0	2	0	1-1	0	1	0	0	21		
Sep 15	at UCLA	53	30	83	4.0-16	1.0-9	1	2-0	0-0	1	4	0	2-2	0	0	0	14	14		
Sep 29	TOLEDO	41	26	67	4.0-10	1.0-5	0	0-0	1-4	2	3	0	3-3	0	0	0	3	27		
Oct 06	at Nevada	26	32	58	5.0-20	1.0-8	1	1-3	0-0	0	0	0	0-0	0	0	0	0	3		
Oct 13	WYOMING	30	40	70	3.0-6	0.0-0	0	0-0	0-0	2	4	0	0-0	0	0	0	0	3		
Oct 20	at New Mexico	46	22	68	3.0-14	1.0-4	0	0-0	0-0	0	3	0	1-1	0	0	0	0	7		
Oct 27	HAWAII	46	17	63	1.0-1	0.0-0	0	0-0	0-0	0	5	0	2-2	0	0	0	0	20		
Nov. 3	at UNLV	43	24	67	3.0-6	0.0-0	0	0-0	1-8	1	2	0	0-0	0	0	0	0	3		
Nov 09	at Boise State	35	32	67	6.0-34	3.0-24	1	0-0	0-0	0	5	1	3-3	0	0	0	0	24		
Nov 17	SAN DIEGO STATE	28	58	86	5.0-13	2.0-6	0	0-0	0-0	0	5	1	2-2	0	0	0	0	14		
Nov 24	SAN JOSE STATE	42	18	60	4.0-8	0.0-0	2	2-0	0-0	4	2	0	1-1	0	0	0	0	13		
Dec 01	at Boise State	34	34	68	8.0-20	2.0-6	2	2-0	0-0	0	4	0	1-2	0	0	0	0	16		
Dec 15	vs Arizona State	26	34	60	1.0-2	0.0-0	0	1-0	2-6	0	2	0	2-2	0	0	0	3	20		
Opponents		520	425	945	54.0-169	12.0-68	9	8-3	6-18	10	42	2	19-21	0	1	0	20	198		
		520	414	934	70.0-236	25.0-127	5	7-0	19-435	21	65	4	57-62	0	1	0	114	485		

Date	Opponent	Punting										Field Goals			Kickoffs				
		no.	yds	avg	long	blkd	tb	fc	50+	i20	md-att	long	blkd	no.	yds	avg	tb	ob	
Sep 01	IDAHO	4	188	47.0	56	0	0	0	2	2	0-2	0	2	3	188	62.7	1	1	
Sep 08	at Minnesota	6	231	38.5	52	0	0	5	1	1	2-2	53	0	5	324	64.8	2	0	
Sep 15	at UCLA	6	291	48.5	70	0	0	3	2	2	0-0	0	0	3	195	65.0	3	0	
Sep 29	TOLEDO	5	214	42.8	48	0	0	3	0	0	2-3	46	0	6	374	62.3	4	0	
Oct 06	at Nevada	7	309	44.1	74	0	1	2	2	0	1-1	41	0	2	130	65.0	1	0	
Oct 13	WYOMING	7	259	37.0	46	0	0	3	0	2	1-1	44	0	2	108	54.0	1	0	
Oct 20	at New Mexico	8	377	47.1	61	0	1	1	3	1	0-0	0	0	2	130	65.0	2	0	
Oct 27	HAWAII	4	168	42.0	44	0	0	2	0	0	2-3	43	0	5	312	62.4	0	0	
Nov. 3	at UNLV	8	305	38.1	49	1	0	4	0	3	1-2	28	0	2	85	42.5	0	0	
Nov 09	at Boise State	2	69	34.5	43	0	1	0	0	1	1-2	35	0	5	315	63.0	2	0	
Nov 17	SAN DIEGO STATE	6	261	43.5	55	0	1	1	2	1	0-1	0	0	3	195	65.0	2	0	
Nov 24	SAN JOSE STATE	9	401	44.6	61	0	1	1	3	3	0-0	0	0	3	144	48.0	0	0	
Dec 01	at Boise State	8	313	39.1	55	0	1	4	1	4	1-2	23	0	3	167	55.7	0	0	
Dec 15	vs Arizona State	6	268	44.7	64	0	0	2	1	1	2-2	44	0	5	325	65.0	4	0	
Opponents		86	3654	42.5	74	1	6	31	17	21	13-21	53	2	49	2992	61.1	22	1	
		65	2745	42.2	72	0	5	25	12	31	14-22	47	1	88	5095	57.9	21	4	


2018 FRESNO STATE PARTICIPATION

#	Name	GP/GS	#	Name	GP/GS	#	Name	GP/GS
77	ABBS, Nick	13/3	7	GRIM, Derrion	13/1	28	OGLESBY, Bryson	4/-
79	AIBUEDEFE, Nick	6/-	82	HARDAWAY, D.	12/-	23	PARKER, Kevin	1/-
13	ALLEN, Justin	11/2	32	HARRIS, Romello	5/-	87	PARKER, Namani	10/-
9	ALLISON, J.	13/13	93	HAYNES, Jasad	10/9	17	PERRY, Deonte	2/-
90	ATKINS, Kevin	13/9	34	HELMUTH, George	13/12	27	POPE, Zane	1/-
7	BAILEY, James	13/13	41	HICKS, Dorrzel	13/-	55	POUND, Cody	1/-
4	BELL, Mike	13/13	33	HOKIT, Josh	12/1	2	QUICK, Michiah	7/4
94	BELONY, Patrick	13/5	23	HUGHES, Juju	13/13	10	REYNA, Jorge	11/-
71	BIEN-AIME, M.	1/-	62	HUGHES, Logan	13/8	16	RICE, Jared	13/13
26	BOETANG, Matt	13/1	98	IAKOPO, Keiti	13/3	29	RICE, Justin	4/-
51	BOYER, Markus	13/13	80	JAVERNICK, G.	13/-	89	RIDDERING, Kyle	13/6
35	BROWN, Chris	1/-	96	JEANNITON, K.	2/-	20	RIVERS, Ronnie	10/5
14	BRYANT, Jaron	13/13	18	JOHNSON, Isaiah	10/-	59	SMITH, Matt	12/-
72	BULL, Dontae	7/1	3	JOHNSON, KeeSea	13/13	22	SOECHTING, T.	13/-
26	BURT, Brian	6/-	24	JOHNSON, S.	12/-	73	ST. ANDREW, M.	13/13
42	CAGE, Richard	1/-	33	JONES, Kwami	13/9	36	SUTTON, Cam	12/-
25	COLEMAN JR., S.	1/-	1	JORDAN, Jamire	13/12	88	TANGIPA, David	13/-
8	COLEMAN, Chris	9/-	6	KELLY, Anthoula	13/11	44	TATUM III, L.	10/-
58	CRONK, C.	13/13	11	KING JR., S.	1/-	65	TUITELE, Syrus	11/11
47	CUSICK, Blake	13/-	13	MAFI, Kesomi	4/-	75	TUPUOLA, Zelan	1/-
19	DALENA, Frank	2/-	38	MAFI, Maamaloa	13/-	30	TYLER, Messiah	12/-
1	DEGRUY, Damien	3/-	99	MCCOY, Ricky	12/-	3	WALKER, Mykal	13/13
5	ELIMA-JEUNE, P.	11/-	6	MCMARYION, M.	13/13	53	WESTBERRY, J.	13/-
8	FREE, Wylan	13/2	27	MILTON, Ka'Lonn	6/-	54	WILLIAMS JR., P.	1/-
57	FUAMATU, Jace	2/-	22	MIMS, Jordan	12/5	66	WOODLEY, Quireo	3/1
37	FULLER, Asa	13/-	15	MOSBY, Arron	12/-	31	WRIGHT, Andrew	13/-
28	GAGNON, Kenny	10/-	52	MUTI, Netane	2/2			
2	GASTON, Chris	13/-	5	NDOH, Emeka	6/4			
84	GRAYSON JR., A.	3/-	11	O'NEAL, Dejonte	12/3			

2018 GAME-BY-GAME OFFENSIVE STARTERS

DATE	OPPONENT	LT	LG	C	RG	RT	QB	RB	WR	WR	WR	TE
9/1	Idaho	Muti	Cronk	St. Andrew	Boyer	Tuitele	McMaryion	Mims	K. Johnson	Jordan	Quick	Rice
9/8	at Minnesota	Muti	Cronk	St. Andrew	Boyer	Tuitele	McMaryion	O'Neal	K. Johnson	Jordan	Quick	Rice
9/15	at UCLA	Cronk	Abbs	St. Andrew	Boyer	Tuitele	McMaryion	Mims	K. Johnson	Jordan	Allen	Rice
9/29	Toledo	Cronk	Abbs	St. Andrew	Boyer	Tuitele	McMaryion	Mims	K. Johnson	Jordan	Riddering (TE)	Rice
10/6	at Nevada*	Cronk	Abbs	St. Andrew	Boyer	Tuitele	McMaryion	O'Neal	K. Johnson	Jordan	Riddering (TE)	Rice
10/13	Wyoming*	Cronk	Hughes	Boyer	St. Andrew	Tuitele	McMaryion	Mims	K. Johnson	Jordan	Allen	Rice
10/20	at New Mexico*	Cronk	Hughes	Boyer	St. Andrew	Tuitele	McMaryion	Hokit	K. Johnson	Grim	Riddering (TE)	Rice
10/27	Hawaii*	Cronk	Hughes	Boyer	St. Andrew	Bull	McMaryion	Rivers	K. Johnson	Jordan	Riddering (TE)	Rice
11/3	at UNLV	Cronk	Hughes	Boyer	St. Andrew	Woodley	McMaryion	Rivers	K. Johnson	Jordan	Quick	Rice
11/9	at Boise State*	Cronk	Hughes	Boyer	St. Andrew	Tuitele	McMaryion	Rivers	K. Johnson	Jordan	Riddering (TE)	Rice
11/17	San Diego State*	Cronk	Hughes	Boyer	St. Andrew	Tuitele	McMaryion	Rivers	K. Johnson	Jordan	Riddering (TE)	Rice
11/24	San Jose State*	Cronk	Hughes	Boyer	St. Andrew	Tuitele	McMaryion	Mims	K. Johnson	Jordan	O'Neal	Rice
12/1	at Boise State#	Cronk	Hughes	Boyer	St. Andrew	Tuitele	McMaryion	Rivers	K. Johnson	Jordan	Quick	Rice

2018 GAME-BY-GAME DEFENSIVE STARTERS

DATE	OPPONENT	DE	DT	DT	DE	LB	LB	LB	CB	FS	SS	CB
9/1	Idaho	Walker	Haynes	Atkins	Ndoh	Helmuth	Allison	Bailey	Bryant	Bell	J. Hughes	Free
9/8	at Minnesota	Walker	Haynes	Atkins	Ndoh	Helmuth	Allison	Bailey	Bryant	Bell	J. Hughes	Kelly
9/15	at UCLA	Walker	Haynes	Atkins	Ndoh	Helmuth	Allison	Bailey	Bryant	Bell	J. Hughes	Kelly
9/29	Toledo	Walker	Haynes	Atkins	Ndoh	Helmuth	Allison	Bailey	Bryant	Bell	J. Hughes	Kelly
10/6	at Nevada*	Walker	Haynes	Atkins	Jones	Helmuth	Allison	Bailey	Bryant	Bell	J. Hughes	Kelly
10/13	Wyoming*	Walker	Belony	Atkins	Jones	Helmuth	Allison	Bailey	Bryant	Bell	J. Hughes	Kelly
10/20	at New Mexico*	Walker	Haynes	Belony	Jones	Helmuth	Allison	Bailey	Bryant	Bell	J. Hughes	Kelly
10/27	Hawaii*	Walker	Haynes	Atkins	Jones	Free (Nickel)	Allison	Bailey	Bryant	Bell	J. Hughes	Kelly
11/3	at UNLV	Walker	Haynes	Atkins	Jones	Helmuth	Allison	Bailey	Bryant	Bell	J. Hughes	Kelly
11/9	at Boise State*	Walker	Haynes	Atkins	Jones	Helmuth	Allison	Bailey	Bryant	Bell	J. Hughes	Kelly
11/17	San Diego State*	Walker	Belony	Iakopo	Jones	Helmuth	Allison	Bailey	Bryant	Bell	J. Hughes	Boateng
11/24	San Jose State*	Walker	Belony	Iakopo	Jones	Helmuth	Allison	Bailey	Bryant	Bell	J. Hughes	Kelly
12/1	at Boise State#	Walker	Belony	Iakopo	Jones	Helmuth	Allison	Bailey	Bryant	Bell	J. Hughes	Kelly



TURNOVERS YEAR-BY-YEAR - SINCE 2010

2019 - Fresno State Record: 0-0

Fresno State					Opponents				
Date	Opponent	Sacks	FR	Int.	Turnovers Gained	Sacks	FR	INT	Turnovers Lost
8/31	at USC								
9/7	Minnesota								
9/21	Sacramento State								
9/28	at New Mexico State								
10/12	at Air Force								
10/18	UNLV								
10/26	Colorado State								
11/2	at Hawai'i								
11/9	Utah State								
11/15	at San Diego State								
11/23	Nevada								
11/30	at San Jose State								
Totals	12 Games								

NATIONAL RANKINGS

Sacks: T-100
Fumble Recoveries: T-81
Passes Intercepted: 4

Turnovers Gained: T-11
Turnover Margin: 9

NATIONAL RANKINGS

Sacks Allowed: T-15
Fumbles Lost: T-51
INTs Thrown: T-14

2018 - Fresno State Record: 12-2

Fresno State					Opponents				
Date	Opponent	Sacks	FR	Int.	Turnovers Gained	Sacks	FR	INT	Turnovers Lost
9/1	Idaho	1-6	2	5	7	1-6	0	0	0
9/8	at Minnesota	1-6	1	0	1	0-0	0	2	2
9/15	at UCLA	1-1	2	2	4	1-9	2	0	2
9/29	Toledo	5-40	0	1	1	1-5	0	1	1
10/6	at Nevada	4-28	0	3	3	1-8	1	0	1
10/13	Wyoming	1-1	0	1	1	0-0	0	0	0
10/20	at New Mexico	0-0	0	1	1	1-4	0	0	0
10/27	Hawai'i	2-3	1	1	2	0-0	0	0	0
11/3	at UNLV	1-5	0	1	1	0-0	0	1	1
11/9	at Boise State	1-3	0	1	1	3-24	0	0	0
11/17	San Diego State	1-6	0	0	0	3-7	0	0	0
11/24	San Jose State	3-4	0	1	1	0-0	2	0	2
12/1	Boise State*	2-17	1	0	1	2-6	2	0	2
12/15	Arizona State*	1-6	0	2	2	0-0	1	2	3
Totals	14 Games	25-127	7	19	26	12-68	8	6	14

NATIONAL RANKINGS

Sacks: T-100
Fumble Recoveries: T-81
Passes Intercepted: 4

Turnovers Gained: T-11
Turnover Margin: 9

NATIONAL RANKINGS

Sacks Allowed: 6
Fumbles Lost: T-51
INTs Thrown: T-14

2017 - Fresno State Record: 10-4

Fresno State					Opponents				
Date	Opponent	Sacks	FR	Int.	Turnovers Gained	Sacks	FR	INT	Turnovers Lost
9/2	Incarnate Word	2-20	1	1	2	0-0	0	0	0
9/9	at Alabama	1-8	0	0	0	2-9	0	1	1
9/16	at Washington	1-6	2	0	2	1-7	0	1	1
9/30	Nevada	3-23	0	3	3	1-7	2	1	3
10/7	at San Jose State	4-24	2	2	4	0-0	0	0	0
10/14	New Mexico	2-8	1	1	2	1-3	1	0	1
10/21	at San Diego St.	5-30	1	0	1	0-0	0	0	0
10/28	UNLV	0-0	0	0	0	1-8	1	0	1
11/4	BYU	2-12	1	0	1	0-0	0	0	0
11/11	at Hawai'i	5-29	1	1	2	0-0	0	2	2
11/18	at Wyoming	1-6	2	0	2	1-6	1	0	1
11/25	Boise State	2-20	0	0	0	0-0	0	0	0
12/2	at Boise State*	4-13	0	0	0	2-12	0	1	1
12/24	Houston	2-10	1	1	2	1-7	1	1	2
Totals	14 Games	34-209	12	9	21	10-69	6	7	13

NATIONAL RANKINGS

Sacks: 33
Fumble Recoveries: 14
Passes Intercepted: 86

Turnovers Gained: 50
Turnover Margin: 25

NATIONAL RANKINGS

Sacks Allowed: 5
Fumbles Lost: 16
INTs Thrown: 13

2016 - Fresno State Record: 1-11

Fresno State					Opponents				
Date	Opponent	Sacks	FR	Int.	Turnovers Gained	Sacks	FR	INT	Turnovers Lost
9/3	at Nebraska	0-0	0	0	0	4-21	0	2	2
9/10	Sacramento St.	3-11	0	2	2	2-19	1	1	2
9/17	at Toledo	0-0	0	0	0	5-35	0	0	0
9/24	Tulsa	4-34	1	1	2	2-9	1	1	2
10/1	at UNLV	0-0	0	0	0	2-20	0	1	1
10/8	at Nevada	1-15	1	0	1	1-4	2	0	2
10/14	San Diego St.	1-1	0	0	0	2-12	0	3	3
10/22	at Utah St.	0-0	0	0	0	1-6	0	0	0
10/28	Air Force	1-6	1	0	1	2-11	0	4	4
11/5	at Colorado St.	0-0	0	0	0	5-26	0	1	1
11/19	Hawai'i	2-15	0	1	1	1-6	0	0	0
11/26	San Jose St.	2-12	1	1	2	4-17	1	0	1
Totals	12 Games	14-94	4	5	9	31-186	5	13	18

NATIONAL RANKINGS

Sacks: T-117
Fumble Recoveries: T-116
Passes Intercepted: T-117

Turnovers Gained: T-126
Turnover Margin: T-117

NATIONAL RANKINGS

Sacks Allowed: T-96
Fumbles Lost: T-12
INTs Thrown: T-88

2015 - Fresno State Record: 3-9

Fresno State					Opponents				
Date	Opponent	Sacks	FR	Int.	Turnovers Gained	Sacks	FR	INT	Turnovers Lost
9/3	Abilene Christian	5-30	0	2	2	0-0	1	2	3
9/12	at No. 14 Ole Miss	1-8	2	1	3	1-15	1	3	4
9/19	No. 21 Utah	0-0	2	1	3	1-5	2	0	2
9/26	at San Jose St.	6-35	1	0	1	2-19	0	1	1
10/3	at San Diego St.	3-25	1	0	1	3-27	0	0	0
10/10	Utah State	2-13	1	0	1	5-25	1	3	4
10/16	UNLV	6-24	0	0	0	0-0	1	0	1
10/24	at Air Force	0-0	1	0	1	2-9	0	1	1
11/5	Nevada	2-18	0	1	1	3-20	1	3	4
11/14	at Hawai'i	2-13	1	3	4	3-16	0	0	0
11/21	at BYU	1-5	2	0	2	4-26	0	3	3
11/28	Colorado St.	0-0	0	1	1	2-16	0	0	0
Totals	12 Games	28-171	11	9	20	24-152	7	16	23

NATIONAL RANKINGS

Sacks: T-29
Fumble Recoveries: T-7
Passes Intercepted: T-79

Turnovers Gained: T-50
Turnover Margin: T-93

NATIONAL RANKINGS

Sacks Allowed: T-73
Fumbles Lost: T-54
INTs Thrown: T-118

2014 - Fresno State Record: 6-8

Fresno State					Opponents				
Date	Opponent	Sacks	FR	Int.	Turnovers Gained	Sacks	FR	INT	Turnovers Lost
8/30	at USC	0-0	2	0	2	1-10	0	4	4
9/6	at Utah	2-11	0	0	0	7-34	1	0	1
9/13	Nebraska	0-0	1	0	1	4-29	0	0	0
9/20	Southern Utah	4-10	1	1	2	0-0	0	1	1
9/26	at New Mexico	2-14	0	0	0	3-24	1	1	2
10/3	San Diego State	2-12	1	2	3	3-7	1	1	2
10/10	at UNLV	5-13	0	1	1	1-1	1	2	3
10/17	at Boise State	2-10	1	0	1	5-22	0	1	1
11/1	Wyoming	1-6	1	0	1	2-6	0	2	2
11/8	San Jose State	0-0	1	2	3	1-5	1	1	2
11/22	at Nevada	3-24	3	1	4	3-20	1	1	2
11/29	Hawai'i	6-34	0	2	2	2-17	0	2	2
12/6	at Boise State*	1-5	0	0	0	4-24	0	3	3
12/24	vs. Rice!	2-14	0	0	0	4-24	0	2	2
Totals	14 Games	30-153	11	9	20	40-223	6	21	27

NATIONAL RANKINGS

Sacks: 65
Fumble Recoveries: T-38
Passes Intercepted: T-91

Turnovers Gained: T-55
Turnover Margin: T-103

NATIONAL RANKINGS

Sacks Allowed: T-105
Fumbles Lost: T-19
INTs Thrown: T-123

2013 - Fresno State Record: 11-2

Fresno State					Opponents				
Date	Opponent	Sacks	FR	Int.	Turnovers Gained	Sacks	FR	INT	Turnovers Lost
8/29	Rutgers	1-10	1	1	2	1-4	2	1	3
9/7	Cal Poly	1-10	1	0	1	0-0	1	0	1
9/14	at Colorado					GAME CANCELED (FLOODING)			
9/20	Boise State	4-19	1	1	2	1-2	0	0	0
9/28	at Hawai'i	7-46	0	2	2	1-1	3	2	5
10/5	at Idaho	6-41	1	4	5	0-0	1	2	3
10/19	UNLV	3-12	0	0	0	0-0	0	1	1
10/26	at San Diego St.	2-12	1	1	2	2-22	0	0	0
11/2	Nevada	3-18	0	1	1	2-14	1	0	1
11/9	at Wyoming	1-8	1	1	2	1-9	0	0	0
11/23	New Mexico	3-25	0	0	0	0-0	0	0	0
11/29	at San Jose St.	0-0	2	0	2	0-0	0	1	1
12/7	Utah State*	8-49	0	2	2	3-19	3	2	5
12/21	vs. USC!	1-17	1	1	2	0-0	0	1	1
Totals	13 Games	40-250	9	14	23	12-72	11	10	21

NATIONAL RANKINGS

Sacks: 6
Fumble Recoveries: T-56
Passes Intercepted: T-40

Turnovers Gained: T-47
Turnover Margin: T-48

NATIONAL RANKINGS

Sacks Allowed: 6
Fumbles Lost: T-84
Interceptions Thrown: T-35

2012 - Fresno State Record: 9-4

Fresno State					Opponents				
Date	Opponent	Sacks	FR	Int.	Turnovers Gained	Sacks	FR	INT	Turnovers Lost
9/1	Weber State	4-17	0	1	1	1-13	0	0	0
9/8	at No. 4 Oregon	3-34	3	0	3	3-16	0	0	0
9/15	Colorado	4-24	0	4	4	0-0	1	1	2
9/22	at Tulsa	0-0	0	3	3	2-13	2	0	2
9/29	San Diego St.	5-35	2	3	5	1-9	2	2	4
10/6	at Colorado St.	4-29	1	1	2	2-18	0	0	0
10/13	at Boise St.	1-0	0	1	1	3-21	1	1	2
10/20	Wyoming	1-8	0	2	2	2-15	2	0	2
10/27	at New Mexico	1-4	1	1	2	2-11	0	1	1
11/3	Hawai'i	5-19	2	1	3	3-21	0	1	1
11/10	at Nevada	3-26	2	2	4	1-7	1	0	1
11/24	Air Force	3-15	2	1	3	1-7	1	0	1
12/24	SMU!	5-24	0	2	2	7-53	2	2	4
Totals	13 games	40-239	13	22	35	29-207	12	8	20

NATIONAL RANKINGS

Sacks: 9
Fumble Recoveries: T-27
Passes Intercepted: 3

Turnovers Gained: 5
Turnover Margin: T-7

NATIONAL RANKINGS

Sacks Allowed: T-78
Fumbles Lost: T-77
Interceptions Thrown: T-28

2011 - Fresno State Record: 4-9

Fresno State					Opponent				
Date	Opponent	Sacks	FR	Int	Sacks	FR	Int		
9/3	vs. California	2-17	1	2	6-30	1	1		
9/10	at No. 10 Nebraska	1-4	0	2	0-0	1	0		
9/17	North Dakota	2-23	0	0	3-26	0	0		
9/24	at Idaho	2-12	1	0	0-0	0	2		
10/1	Ole Miss	1-7	0	0	2-18	1	1		
10/7	No. 5 Boise St.	0-0	0	0	0-0	2	2		
10/15	Utah State	3-15	1	0	0-0	2	0		
10/22	at Nevada	2-8	0	0	1-2	0	0		
11/5	La Tech	1-8	0	0	3-12	1	2		
11/12	at New Mexico St.	2-17	0	1	1-4	0	0		
11/19	at Hawai'i	4-32	0	0	1-3	0	0		
11/26	San Jose St.	0-0	1	1	0-0	2	1		
12/3	at San Diego St.	2-15	0	0	3-28	0	1		
Totals	13 Games	20-143	4	5	17-95	13	9		



INDIVIDUAL GAME HIGHS - RETURNERS

PASSING

Name	Attempts		Completions		Yards		Career 300-Yard Passing Games
	2018	Career	2018	Career	2018	Career	
Jorge Reyna	7 (Hawai'i)	Same	5 (Hawai'i)	Same	64 (Hawai'i)	Same	--
Name	Longest Pass		TDs		INTs		
	2018	Career	2018	Career	2018	Career	
Jorge Reyna	36 (Hawai'i)	Same	1 (Idaho)	Same	--	--	

RUSHING

Name	Attempts		Yards		TDs		Longest Career Run	100-Yd Games
	2018	Career	2018	Career	2018	Career		
Derrion Grim	2 (2x)	Same	24 (at UNLV)	Same	1 (at UNLV)	Same	24 (at UNLV)	--
Sae'vion Johnson	10 (Idaho)	Same	47 (at UNLV)	Same	2 (Idaho)	Same	37 (at UNLV)	--
Jordan Mims	21 (at UCLA)	21 (2x)	85 (at UCLA)	112 (*17 at SDSU)	3 (Idaho)	Same	24 (*17 UNM)	1
Ronnie Rivers	24 (Arizona State)	Same	212 (Arizona State)	Same	2 (2x)	2 (3x)	76 (Hawai'i)	3

RECEIVING

Name	Receptions		Yards		TDs		Longest Career Reception	100-Yd Games
	2018	Career	2018	Career	2018	Career		
Derrion Grim	4 (2x)	4 (2x)	57 (at Boise State)	69 (*17 Nevada)	1 (2x)	1 (3x)	63 (*17 Nevada)	--
Jared Rice	7 (Wyoming)	Same	98 (at Nevada)	Same	1 (2x)	1 (6x)	69 (at Nevada)	--
Ronnie Rivers	7 (at Boise State)	Same	69 (at New Mexico)	Same	1 (2x)	1 (3x)	34 (Wyoming)	--
Cam Sutton	1 (3x)	Same	20 (Wyoming)	Same	--	--	20 (Wyoming)	--

DEFENSE

Name	Tackles		TFL		Sacks		INT	FF
	2018	Career	2018	Career	2018	Career		
Kevin Atkins	6 (Toledo)	Same	1.0 (3x)	1.0 (3x)	--	--	--	--
Jaron Bryant	6 (at Boise State)	9 (*17 at Boise State)	1.0 (2x)	1.0 (3x)	--	--	2 (*17 Nevada)	1 (at UCLA)
Jasad Haynes	5 (Idaho)	Same	3.0 (Idaho)	Same	1.0 (2x)	Same	--	1 (Idaho)
Juju Hughes	11 (at UNLV)	11 (2x)	--	2.0 (2x)	--	1.0 (*17 at SJSU)	1 (4x)	1 (*17 at SJSU)
Keiti Iakopo	9 (at Boise State)	Same	1.0 (at Boise State)	Same	0.5 (at Nevada)	Same	--	--
Isaiah Johnson	3 (2x)	Same	2.0 (at UNLV)	Same	1.0 (2x)	Same	--	--
Kwami Jones	4 (Wyoming)	Same	1.0 (2x)	1.0 (3x)	1.0 (2x)	1.0 (3x)	--	--
Ricky McCoy	2 (2x)	Same	--	--	--	--	--	--
Arron Mosby	3 (2x)	Same	2.0 (at UNLV)	Same	--	--	1 (SJSU)	--
Leevel Tatum III	3 (at UNLV)	Same	--	--	--	--	1 (Idaho)	--
Mykal Walker	12 (at Boise State)	Same	3.5 (Hawai'i)	Same	1.0 (4x)	Same	1 (Toledo)	2 (2x)
Andrew Wright	2 (at Boise State)	Same	1.0 (at Nevada)	Same	--	--	--	--



THE LAST TIME

A Bulldog Player Had... RUSHING

300+ yards rushing:
Never

250-299 yards rushing:
261, Robbie Rouse at Nevada (11/10/12)

200-249 yards rushing:
212, Ronnie Rivers vs. Arizona State (12/15/18)

150-199 yards rushing:
169, Dontel James at Nevada (10/8/16)

100 yard rushing game by a quarterback:
142, Bill Yancy, at McNeese State (9/9/78)

Back-to-back 200-yard rushing games:
Robbie Rouse, 11/6/10-11/13/10

Five+ consecutive 100-yard rushing games:
9 games, Ryan Matthews, 9/5-11/7/09

Four consecutive 100-yard rushing games:
Marteze Waller, 10/10-11/8/14

2 rushers with 100 yards:
Marteze Waller (145) & Josh Quezada (112)
vs. San Jose State (11/8/14)

90+ yard rushing play:
94, Robbie Rouse vs. Colorado (9/15/12) - TD

80-89 yard rushing play:
80, Lonyae Miller vs. Hawai'i (10/4/08)

70-79 yard rushing play:
76, Ronnie Rivers vs. Hawai'i (10/27/18)

60-69 yard rushing play:
68, Ronnie Rivers vs. Arizona State (12/15/18) - TD

40+ rushing attempts:
43, Robbie Rouse at La Tech (11/6/10)

30-39 rushing attempts:
36, Robbie Rouse at Nevada (11/10/12)

2 rushers with 2 TDs:
Jordan Mims (3), Saevion Johnson (2) vs. Idaho (9/1/18)

5 TDs rushing:
Don Driscoll vs. Cal State-Los Angeles (10/2/54)

4 TDs rushing:
Michael Pittman at San Jose State (11/15/97)

3 TDs rushing: Jordan Mims vs. Idaho (9/1/18)

4 TDs rushing by a quarterback:
Marcus McMaryion vs. at UCLA (9/15/18)

3 TDs rushing by a quarterback:
Trent Dilfer vs. UNLV (10/26/91)

2 TDs rushing by a quarterback:
Marcus McMaryion vs. Wyoming (10/13/18)

RECEIVING

200+ yards receiving:
264, Davante Adams at San Jose St. (11/29/13)

150-199 yards receiving:
173, KeeSean Johnson vs. San Jose St. (11/24/18)

2 receivers with 100 yards receiving:
Jordan Mims (126), KeeSean Johnson (102)
vs. Toledo (9/29/18)

3 receivers with 100 yards receiving:
Davante Adams (246), Josh Harper (161),
Isaiah Burse (112) vs. New Mexico (11/23/13)

90+ yard pass play:
97, Isaiah Burse from Derek Carr vs. Colorado (9/15/12) - TD

80-89 yard pass play:
86, Jamire Jordan from Marcus McMaryion
vs. San Diego State (11/17/18) - TD

70-79 yard pass play:
75, KeeSean Johnson from Marcus McMaryion
vs. New Mexico (10/14/17)

60-69 yard pass play:
69, Jared Rice from Marcus McMaryion
at Nevada (10/6/18)

50-59 yard pass play:
55, Jordan Mims from Marcus McMaryion vs. Toledo (9/29/18)

10-14 receptions:
KeeSean Johnson (10) vs. San Diego State (11/17/18)

15+ or more receptions:
Isaiah Burse (17) vs. Utah State (12/7/13)

2+ receivers with 10 or more catches:
Davante Adams (13), Isaiah Burse (10)
at San Jose St. (11/29/13)

2 receivers with 2 TDs:
Davante Adams (4), Josh Harper (3)
vs. New Mexico (11/23/13)

A TE with two TDs:
Chad Olsen (2) at UNLV (10/10/14) & vs. ACU (9/3/15)

3+ TDs receiving:
KeeSean Johnson (3) vs. Nevada (9/30/17)

Back-to-back games with 2+ TDs receiving:
Davante Adams
11/23/13 vs. UNM (4), 11/29/13 (3) at SJSU

Back-to-back 100-yard plus receiving games:
Davante Adams (3),
11/23/13 (246) -11/29/13 (264) - 12/7/13 (168)

Back-to-back 200-yard plus receiving games:
Davante Adams
11/23/13 vs. UNM (246), 11/29/13 at SJSU (264)

Had three consec. 100-yard plus receiving games:
Davante Adams, 11/23/13 (246) -11/29/13 (264) -
12/7/13 (168)

Five receivers with TDs:
D. Scott (2), J. Jordan (1), J. Blandin (1),
C. Olsen (1), M. Waller at Hawai'i (11/14/15)

Four receivers with TDs:
J. Jordan (1), (1), J. Rice (1), J. Mims (1),
D. Grim (1) vs. Hawai'i (10/27/18)

Three receivers with TDs:
KeeSean Johnson (2), Jordan Mims (1),
Kyle Riddering (1) vs. Toledo (9/29/18)

Caught a TD in six-straight games:
Davante Adams (9 games), 10/5/13-12/21/13

An OL caught a pass:
Adam McDowell (3 yards) at No. 8 Boise State
(11/28/08)

PASSING

500-plus yards passing:
519, Derek Carr at San Jose St. (11/29/13)

400-499 yards passing:
404, Derek Carr vs. Utah State (12/7/13)

3+ Consecutive 300+ passing games:
Derek Carr (5), 11/2/13-12/7/13

Back-to-back 500-yard plus passing games:
Derek Carr,
vs. UNM (522) 11/22/13, at SJSU (519) 11/29/13

7 TDs passing: Derek Carr vs. New Mexico (11/23/13)*

6 TDs passing: Zack Greenlee at Hawai'i (11/14/15)

5 TDs passing: Derek Carr at Idaho (10/5/13)

4 TDs passing: Marcus McMaryion vs. Hawai'i (10/27/18)

Back-to-back games with 4+ TD passes:
Derek Carr (three games)
at Wyoming (4), vs. New Mexico (7), SJSU (6)
11/9/13-11/29/2013

Three 50+ yard TD passes in the same game:
Derek Carr 59 yards to Davante Adams, 57 yards
to Davante Adams, 59 yards to Josh Harper
vs. New Mexico (11/23/13)

Two 50+ yard TD passes in the same game:
Derek Carr 97 yards to Isaiah Burse & 60 yards
to Davante Adams vs. Colorado (9/15/12)

Two 50+ yard TD passes in the same quarter:
Derek Carr, 59 yards to Davante Adams & 59 yards
to Josh Harper vs. New Mexico (11/23/13) - 3rd Qtr.

Three Quarterbacks throw TD in same game:
B. Burrell (2), B. Connette (1), Z. Greenlee (1)
vs. Southern Utah (9/20/14)

50+ pass attempts:
59, Brian Burrell vs. Nebraska (9/13/14)

40-49 pass attempts:
48, Marcus McMaryion vs. Houston (12/24/17)

40+ pass completions
52*, Derek Carr vs. Rutgers (8/29/13)

30-39 pass completions
33, Marcus McMaryion vs. Houston (12/24/17)

12-14 tackles: 12, Allison/Walker at Boise State (12/1/18)

10+ tackles by a DL:
12, Mykal Walter at Boise State (12/1/18)

3+ sacks:
3.0, Tobenna Okeke at Hawai'i (11/11/17)

4.5+ tackles for a loss:
4.5, Ejiro Ederaine at San Diego St. (10/26/13)

4.0 tackles for a loss:
4.0, Ejiro Ederaine at Boise St.-MWC Game (12/6/14)

3 interceptions:
Phillip Thomas vs. Colorado (9/15/12)

2 interceptions:
Jeff Allison vs. at UCLA (9/15/18)

Interception return for TD
Tank Kelly (70 yards) vs. Arizona State (12/15/18)

Two interception returns for TD
*Phillip Thomas (16 & 43 yards) vs. Colorado
(9/15/12)

Two players with interception returns for TDs
Patrick Su'a (20) and Tristan Okpalauugo (21)
at Tulsa (9/22/12)

Fumble recovery for TD:
Ejiro Ederaine (*78 yards)
at San Diego St. (10/26/13)

Two players with fumble recoveries for TDs:
Tyler Davison (0 yards), Travis Brown (26 yards)
at Nevada (11/10/12)

Recovered two fumbles in a game:
Ben Jacobs vs. Louisiana Tech (11/21/09)

Forced three fumbles in a game:
Ben Jacobs vs. Louisiana Tech (11/29/09)

Forced & recovered a fumble in the same game:
Jasad Haynes vs. Idaho (9/1/18)

Scored on a safety:
Malik Forrester vs. Boise State (11/25/17)

SPECIAL TEAMS

Blocked a field goal:
Tank Kelly vs. Idaho (9/1/18)
Mykal Walker vs. Idaho (9/1/18)

Returned a blocked field goal for a touchdown:
Jaron Bryant (74 yards) vs. Idaho (9/1/18)
Jaron Bryant (71 yards) vs. Idaho (9/1/18)

Blocked a PAT: Matt Boateng at Boise State (12/1/18)

Blocked 2 PATs in a game:
Cody Wichmann vs. California (9/3/11)

Returned a PAT for Two Points:
Charles Washington vs. San Diego State (9/29/12)

Blocked a punt:
Mykal Walker at UNLV (11/3/18)

Returned a blocked punt for a touchdown:
T.J. Thomas (9 yards) vs. San Jose State (11/8/14)

Returned a field goal attempt for a touchdown:
Jamire Jordan (100 yards) vs. Hawai'i (10/27/18)

Returned a kickoff for a TD:
A.J. Jefferson (92 yards) vs. Nevada (11/7/08)

Returned an opening kickoff for a TD:
Has not happened in last 10 seasons

Recovered an onside kick attempt:
Michael Martens vs. Utah (9/19/15)

Returned a punt for a TD:
Isaiah Burse (2, 61/58 yards) vs. Cal Poly (9/7/13)

Returned 2 punts for TD in same game:
Isaiah Burse (61 & 58 yards) vs. Cal Poly (9/7/13)

Made 4 FGs in a Game:
Jimmy Camacho vs. Houston (12/24/17)

Kicked a field goal of 55+ yards
*58, Kevin Goessling at Utah State (10/25/08)

Kicked a field goal of 50-54 yards
50, Jimmy Camacho vs. San Jose State (10/7/17)

TOTAL OFFENSE/ALL-PURPOSE

500 yards total offense:
551, Derek Carr at San Jose St. (11/29/13)

400-499 yards total offense:
482, Derek Carr vs. Nevada (11/2/13)

300+ all-purpose yards:
311, Robbie Rouse at Louisiana Tech (11/6/10)

denotes school record



THE LAST TIME

A Bulldog Team Had... OFFENSE

90+ points: 94, vs. New Mexico (10/5/91)
80-89 points: 80, vs. Fort Ord (1942)
70-79 points: 79, vs. Idaho (9/1/18)
60-69 points: 66, vs. Incarnate Word (9/2/17)
50-59 points: 50, vs. Hawai'i (10/27/18)
0 points: at Colorado State (11/5/16)
0 points in 1st half: at Colorado State (11/5/16)
0 points in 2nd half: Boise State (12/2/17)
Did not score a Touchdown:
 at Colorado State (11/5/16)
Scored 3-plus TDs in 4th Quarter: 3- vs. Sacramento State (9/10/16)
400+ yards rushing: *503, vs. Hawai'i (11/12/04)
300-399 yards rushing:
 389, vs. Southern Utah (9/20/14)
Less than 100 yards rushing:
 30, at Nevada (10/6/18)
Negative rushing yards:
 -16, vs. SMU (12/24/12)
70+ rushing attempts: *71, vs. Pacific (11/9/91)
60-69 rushing attempts: 64, vs. Hawai'i (11/12/04)
50-59 rushing attempts: 52, at UCLA (9/15/18)
Less than 10 rushing attempts: 6 vs. USC (12/21/14)
7+ rushing TDs: 7, vs. Idaho (9/1/18)
6 rushing TDs: at San Jose State (11/27/04)
5 rushing TDs: vs. Colorado (9/15/12)
500+ yards passing:
 519, at San Jose St. (11/29/13)
Less than 100 yards passing:
 77, at San Diego State (10/3/15)
50+ pass attempts: 59, vs. Nebraska (9/13/14)
40+ pass completions: *52, vs. Rutgers (8/29/13)
30-39 pass completions: 33, vs. Houston (12/24/17)
Had 12+ players catch a pass:
 12, at No. 19 Oregon (9/15/07)
600+ total net yards: 613, vs. Incarnate Word (9/2/17)
500-599 total net yards:
 562 vs. Hawai'i (10/27/18)
Less than 150 total net yards:
 125, at Boise State (11/19/11)
Less than 100 total net yards:
 89, at San Diego State (10/3/15)
Had a 200-yard rusher and 200-yard passer:
 at Nevada (11/10/12) - Robbie Rouse (261 rushing) & Derek Carr (220 passing)
37+ minutes of possession:
 39:57, at UCLA (9/15/18)
 38:15, at Hawai'i (11/19/11)
 37:42, at New Mexico (10/20/18)
 37:13, at Hawai'i (11/14/15)
 37:01, at San Jose State (10/7/17)

DEFENSE

Shutout an opponent: vs. New Mexico (10/14/17)
Shutout an opponent in the 1st half:
 vs. San Jose State (11/24/18)
Shutout an opponent in the 2nd half:
 vs. San Diego State (11/17/18)
Allowed 50+ points: 52, at Toledo (9/17/16)
Held two opponents scoreless in the same season:
 2017, New Mexico (38-0) & Incarnate Word (66-0)
Held an opponent to 0 or no yards in a quarter:
 -3 yards, 4th qtr, at Boise St.-MWC Game (12/6/14)
7+ interceptions: *7, vs. Idaho State (9/21/68)
6 interceptions: vs. Georgia Tech (12/31/02)
5 interceptions: vs. Idaho (9/1/18)
4 interceptions: at Idaho (10/5/13)
3 interceptions: at Nevada (10/6/18)
Interception by a defensive lineman:
 Mykal Walker vs. Toledo (9/29/18)
4+ fumble recoveries: vs. New Mexico St. (11/11/06)
3 fumble recoveries: at Nevada (11/22/14)
13+ TFL in a game: vs. (13) New Mexico (11/23/13)

12 TFL in a game: vs. Cincinnati (9/4/10)
11 TFL in a game: vs. Hawai'i (11/29/14)
10 TFL in a game: at Washington (9/16/17)
8+ Sacks in a game: 8, vs. Utah State (12/7/13)
7 Sacks in a game: at Idaho (10/5/13)
6 Sacks in a game: vs. UNLV (10/16/15)
5 Sacks in a game: vs. Toledo (9/29/18)
Scored 3 Defensive Touchdowns: at Nevada
 (11/10/12) - Tyeler Davison (0-yd FR); Travis
 Brown (26-yd FR); Derron Smith (34-yd INT return)
Scored on a safety: vs. Boise State (11/25/17)

TURNOVERS

Forced 6 or more turnovers in a game:
 7 - vs. Idaho (9/1/18) - 5 INT, 2 FR
Forced 5 turnovers in a game:
 at Idaho (10/5/13) - 4 INT, 1 FR
Forced 4 turnovers in a game:
 at San Jose State (10/7/17) - 2 INT, 2 FR
Committed 6 or more turnovers in a game:
 6, vs. Hawai'i (10/4/08) 3 FL, 3 INT
Committed 5 turnovers in a game:
 at Hawai'i (9/28/13) - 3 FL, 2 INT
Committed 4 turnovers in a game:
 vs. Air Force (10/28/16) - 4 INT
Did not force a turnover: vs. San Diego State (11/17/18)
Did not force a turnover in back-to-back games:
 vs. Boise State and at Boise State, 11/25/17-
 12/2/17
Did not force a turnover in 3-straight games:
 vs. Utah St., Idaho & Nevada, 10/31-11/14, 2009
Did not commit a turnover: vs. San Diego State (11/17/18)
Did not commit a turnover in back-to-back games:
 at Boise State and vs. San Diego State, 11/9/18, 11/17/18
Did not commit a turnover in 3-straight games:
 vs. Wyoming, New Mexico & Hawai'i, 10/13-10/27, 2018
Lost 4 or more fumbles: 4, vs. Idaho (11/27/10)
Lost 3 fumbles: at Hawai'i (9/28/13)

SPECIAL TEAMS

Scored 13 or more points kicking:
 14, vs. Hawai'i (10/27/18)
Scored 10-12 points kicking: 12, at UNLV (11/3/18)
Punted 11+ times: 12, at Toledo (9/17/16)
Punted 10 times: at San Diego St. (10/3/15)
Did not punt: vs. Hawai'i (10/4/08)
Totalled 200 or more kickoff return yards:
 209, vs. San Jose State (9/26/15)
Totalled 100 or more punt return yards:
 130, vs. Cal Poly (9/7/13)
Missed a PAT: vs. Wyoming (10/13/18)
Had a PAT Blocked: vs. San Diego State (11/17/18)
Successful two-point conversion:
 at San Jose St. (11/29/13) -
 Derek Carr pass to Isaiah Burse
Had a FG Blocked: Houston (12/24/17)
Recovered an onside's kick: vs. Utah (9/19/15)

An Opposing Player Had...

30+ carries:
 40, Alexander Mattison, Boise State (10/14/16)
200+ yards rushing:
 220, Donnell Pumphrey, San Diego State (10/14/16)
150+ yards rushing:
 200, Alexander Mattison, Boise State (12/1/18)
2 rushes with 100 yards:
 D'Angelo Brewer (252), James Flanders (101)
 Tulsa (9/24/16)
45+ pass attempts:
 48, Ty Gangi, Nevada (9/30/17)
30+ pass completions:
 31, Ty Gangi, Nevada (9/30/17)
400+ yards passing:
 547, David Fales, San Jose St. (11/29/13)
80+ yard rushing play:
 91, Dalton Sneed, UNLV (10/1/16)

70-79 yard rushing play:
 79, Tedder Easton, Wyoming (11/9/13)
60-69 yard rushing play:
 62, Don Jackson, Nevada (11/5/15)
80+ yard pass play:
 86, Joe Gray to Jabari Carr, San Jose State (11/8/14)
70+ yard pass play:
 73, Michael Carrillo to Malik Roberson, San Jose
 State (11/24/18)
60-69 yard pass play:
 61, Dalton Sneed to Elijah Trosclair, UNLV (10/1/16)
10+ receptions:
 11, Tre Walker, San Jose State (11/24/18)
200 yards receiving:
 197, Steven Dunbar, Houston (12/24/17)
150-199 yards receiving:
 197, Steven Dunbar, Houston (12/24/17)
4+ field goals:
 Daniel Gutierrez (4), UNLV (10/28/17)
A 50+ yard field goal:
 51, Bryce Crawford, San Jose State (10/7/17)
Punt return for a TD:
 Dante Pettis (77 yards), Washington (9/16/17)
Kickoff return for a TD:
 Kevin Nutt (96 yards), Colorado St. (11/28/15)
Returned an opening kickoff for a TD:
 Wade Lockett (100 yards), CS Fullerton (11/2/85)
Fumble recovery for a TD:
 S. Tu'ikolovatu (37 yards), No. 21 Utah (9/19/15)
Interception return for a TD:
 Solomon Matautia (19 yards), Hawai'i (11/11/17)
2 Interceptions: Brodie Hicks, Air Force (10/28/16)
3 Interceptions: Dameron Baber, Nevada (11/5/15)
Blocked Punt: Avery Williams, Boise State (11/9/18)
Blocked FG: J. Winchester, Houston (12/24/17)
Returned a blocked punt for a touchdown:
 Austin Cheney, Utah State (10/22/16)
Returned a blocked FG for a touchdown:
 A. Myres, Houston (12/24/17)

An Opposing Team Had...

400+ yards rushing: 458, Air Force (10/24/15)
300+ yards rushing: 305, No. 1 Alabama (9/9/17)
Less than 50 yards rushing: -30, Incarnate Word (9/2/17)
Negative yards rushing: -30, Incarnate Word (9/2/17)
500+ yards passing:
 547, San Jose State (11/29/13)
400-499 yards passing:
 410, No. 14 Hawai'i (11/10/07)
Less than 100 yards passing:
 90, San Diego State (10/21/17)
700 yards plus total offense:
 701, at No. 15 USC (8/30/14)
600-699 yards plus total offense:
 617, Tulsa (9/24/16)
500-599 yards total offense:
 520, BYU (11/15/15)
Less than 200 yards total offense:
 125, Incarnate Word (9/2/17)
Less than 105 yards total offense:
 104, Sacramento State (9/1/04)
10 or fewer first downs: (8) San Diego State (11/17/18)
60+ points: 73, at No. 14 Ole Miss (9/12/15)
50-59 points: 52, Toledo (9/17/16)
40-49 points: 48, at Washington (9/16/17)
Attempted a two-point conversion:
 Hawai'i (11/11/17) - pass converted, pass failed
Successful two-point conversion:
 Hawai'i (11/11/17) - pass by Dru Brown to Dylan Collie
Scored on a safety:
 Utah State, team safety (10/10/15)
40+ minutes of possession:
 42:38, Air Force (10/24/15)
37-40 minutes of possession:
 37:19, San Diego St. (10/14/15)

* School record