



FRESNO STATE FOOTBALL

- 2019 GAME NOTES -

Football Contact: Matt Burkholder, Director of Communications
 Office: 559-278-6186 (direct) | Cell: (559) 862-3771 | E-mail: mburkholder@csufresno.edu
 FB support staff: Josh Mitchell (jomitchell@csufresno.edu) | Savannah Stoeckle (sstoeckle@csufresno.edu)

3x Mountain West Champs
 106 NFL Draft Picks
 117 All-Americans



Fresno State (4-5, 2-3 MW) at San Diego State (7-2, 4-2 MW)

Game No. 10 / MW Game No. 6

Nov. 15, 2019 • SDCCU Stadium (54,000) • San Diego, CA • 6:30 p.m. PT



MW West Division Standings: 1. SDSU (4-2); T2. Hawai'i (3-3); T2. Nevada (3-3); 4. Fresno State (2-3); 5. SJSU (1-5); 6. UNLV (0-5)

QUICK FACTS

COACHES:

Jeff Tedford (Fresno State, 1992)
 Fresno State Record..... 26-11 (3rd season)
 Career Record..... 108-68 (14th season)
 Rocky Long (New Mexico, 1974)
 San Diego State Record 78-37 (9th season)
 Career Record..... 143-106 (20th season)
SERIES: San Diego State leads, 29-25-4
 Last Time: FS (H) def. SDSU (A) 23-14, 11/17/2018

OFFENSIVE QUICK FACTS:

	Fresno St. (conf. rk.)	SDSU (conf. rk.)
Scoring	34.3 (#4)	20.8 (#11)
Rushing	177.8 (#4)	146.2 (#10)
Passing	238.0 (#6)	180.3 (#10)
Total	415.8 (#8)	326.6 (#12)
KO Return	18.8 (#10)	23.9 (#5)
3rd-DN Conv.	39.8% (#8)	37.0% (#9)
4th-DN Conv.	6-of-9 (#2)	11-of-18 (#4)

DEFENSIVE QUICK FACTS:

	Fresno St. (conf. rk.)	SDSU (conf. rk.)
Scoring	32.4 (#8)	14.4 (#1)
Rushing	162.1 (#7)	65.3 (#1)
Passing	260.3 (#9)	211.8 (#2)
Total	422.4 (#7)	277.1 (#1)
Net Punting	41.9 (#2)	40.2 (#4)
Opp. 3rd-DN Conv.	41.1% (#8)	32.2% (#3)
Opp. 4th DN Conv.	12-of-20 (#8)	8-of-16 (#6)

Media Coverage

TV: ESPN2

Play-by-Play: Dave Flemming; *Analyst:* Tom Ramsey; *Sideline:* Paul Carcatterra

RADIO: 940 AM ESPN Radio; Gameday Live (4 p.m.); Pregame Show (5:30 p.m.)

Play-by-Play: Paul Loeffler; *Analyst:* Pat Hill; *Sideline:* Cam Worrell

Headlines

→ The winner of the annual Fresno State-San Diego State game has gone on to represent the West Division in the Mountain West Championship game since the inception of the title game in 2013. No other team in the West Division has participated in the MW title game.

→ The 2019 edition of the SDSU-FS rivalry will be the ninth time the programs will have squared off for the "Battle for the Old Oil Can" Trophy, given to the winning team. Fresno State is currently in possession of it after defeating the Aztecs 23-14 last year.

→ The second-most often played opponent for the Fresno State football program behind San Jose State is San Diego State, who will meet on Saturday for the 59th time.

→ The path to repeating as Mountain West Champions remains in Fresno State's hands to control its own destiny. A Friday night win would keep the Bulldogs in the driver's seat with a home game next week against Nevada. The Bulldogs defeated Hawai'i on Nov. 2 to own that tiebreaker and conclude the season on Nov. 30 at San Jose State.

→ Fresno State and Boise State share the record for the most MW Championship game appearances (4), the 'Dogs are seeking to make it No. 5 and their third-straight appearance in 2019.

→ Fresno State has had 41 different players make a start in 2019. Only Old Dominion (47), BYU (47), NC State (45), Tennessee (43), UMass (43), Wyoming (42), Troy (41), New Mexico (41) and West Virginia (41) share numbers that high.

→ Seven true freshmen have made starts for Fresno State in 2019. Only Alabama (9) has started more true freshmen this season. Tennessee (8), UMass (7), Stanford (7), Texas A&M (7), TCU (7) and USC (7) share similar numbers with the Bulldogs.

→ Scoring 30-plus points in the four-straight games, the Bulldogs' four-game streak is shared with six other programs nationwide while just seven others have streaks greater.

→ San Diego State, the Mountain West's top scoring defense, has not allowed an opponent to score more than 23 points this season.

2019 FRESNO STATE SCHEDULE/RESULTS

Date	Opponent	Opponent		Opp. '19			Note
		Ranking*	Time/Result	Record	Series		
Aug. 31	at USC [ESPN]	RV/--	L, 31-23	6-4	1-3		Bulldogs' produce 462 yards offense but fall short in front of 57,329
Sept. 7	Minnesota [CBSSN]	#7/#7	L, 38-35 (2OT)	9-0	0-2		The seventh multi-period overtime game played in program history
Sept. 21	Sacramento State [Facebook]	-	W, 34-20	7-3	4-0		Fresno State improves to 15-0 against FCS teams since 2000
Sept. 28	at New Mexico State [FloFootball]	-	W, 30-17	0-9	18-1		'Dogs continue dominance of NMSU with 18th win in the 19 game series
Oct. 12	at Air Force^ [CBSSN]	RV/RV	L, 43-24	7-2	3-6		Air Force wins third straight against Fresno State
Oct. 18	UNLV^ [CBSSN]	-	W, 56-27	2-7	15-7		Bulldogs force five turnovers for the first time since the 2018 opener
Oct. 26	Colorado State^ [ESPNU]	-	L, 41-31	4-5	5-10		Colorado State wins third-straight against Fresno State
Nov. 2	at Hawai'i^ [KAIL-TV/Facebook]	-	W, 41-38	6-4	29-22-1		'Dogs win sixth-straight on the island
Nov. 9	Utah State^ [CBSSN]	-	L, 37-35	5-4	17-13-1		Game-ending field goal decides winner for second-straight game
Nov. 15	at San Diego State^ [ESPN2]	RV/RV	6:30 p.m.	7-2	25-29-4		Winner of FS-SDSU contest has advanced to all six MW title games
Nov. 23	Nevada^ [ESPN2]	-	7:30 p.m.	6-4	29-20-1		Fresno State holds 5-2 series lead over Nevada in MW games
Nov. 30	at San Jose State^ [ESPN Net.]	-	TBA	4-6	42-37-3		Fresno State to face its longest-running rival SJSU for 83rd time

Key: ^ MW Game; *AP Poll/USA Today Coaches Poll (week 12 rankings)

REFERENCE: "Fresno State" (never: FSU, FRES, CSUF, Fresno State University or just "Fresno"); ABBREVIATIONS: Fresno St. or FS



MEDIA INFORMATION

Media Availability

All interviews for Bulldog players and coaches will be coordinated through the Fresno State Athletics Communications Office. Student-athletes that have not participated in a game are not allowed to speak to the media, per team rules.

In-Season Media Interview Schedule

Sunday:

No media.

Monday:

Head Coach Jeff Tedford weekly press conference.

Tuesday:

Players day: players after practice.

Wednesday:

Assistant coaches after practice.

Thursday

Head Coach Jeff Tedford after practice.

Friday:

No media.

Saturday:

Post-game only.

Weekly Media Conference

Fresno State's weekly media conference will be held at 11 a.m. in the Josephine Theater inside the Duncan Building on Mondays during the football season. The press conference is open to credentialed members of the media only. The media conference can be viewed live via the Mountain West Network.

ESPN Coaches Show

The weekly radio show airs live on ESPN Radio (940 AM) with host Paul Loeffler. The Dog House Grill hosts the show from 6-7 p.m. each Wednesday of a game week.

Football Email List

If you would like to be added to the Bulldog football email list to receive breaking news about the team, please contact Matt Burkholder, Josh Mitchell or Savannah Stoeckle.

Photo Requests

All requests for use of Bulldog football photos for television networks or print publications, please contact Savannah Stoeckle. If granted, all photos must have proper attribution to Fresno State Athletics.

Fresno State Athletics Communications

5305 N. Campus Drive
Mail Stop 27
Fresno, CA 93740
Phone: (559) 278-6873
Tickets: (559) 278-DOGS (3647)
Press Box: (559) 278-5959


ATHLETICS COMMUNICATIONS:

FB primary Matt Burkholder
Email mburkholder@csufresno.edu
Office 559-278-6186
FB support Josh Mitchell
Email jomitchell@csufresno.edu
Office 559-278-7301
FB support Savannah Stoeckle
Email sstoeckle489@mail.fresnostate.edu
Office 559-278-4645
FB credentials Taylor Martinez
Email taylormartinez@csufresno.edu
Office 559-278-4881

gobulldogs.com

“Battle for the Old Oil Can” Trophy

This is the ninth season of the “Battle for the Old Oil Can” Trophy, given to the winning team in the rivalry series between San Diego State and Fresno State. The trophy stems from the discovery of an old oil can from Fresno (circa 1935) that was recovered during a San Diego State campus building project, said Jacquelyn K. Glasener, executive director of the Fresno State Alumni Association.



OLD OIL CAN

“The old oil can,” she said, “likely came from a time when Aztec and Bulldog fans traveled to football games between the two schools via the old, twisting, precipitous Grapevine section of Highway 99 over Tejon Pass.”

“Cars in those days carried extra oil and water to be sure they could make it through difficult trips,” added Jim Herrick, former executive director of the San Diego State Alumni Association.

The alumni associations of the two schools purchased an antique oil can to be the basis of the trophy to be awarded to the winner of the rivalry game each time the schools meet.

The West Division’s cream of the crop

Since the Mountain West implemented divisions and a conference championship game in 2013, the winner of the Bulldogs-Aztecs game has gone on to represent the West division in the title game all six times. The Bulldogs captured the West crown in 2013, 2014, 2017 and 2018, while the Aztecs played in the annual game in 2015 and 2016 as the West representative.

In 2013, an epic 35-28 overtime win proved to be the deciding factor for the Bulldogs to earn the West crown over SDSU as the teams finished one-two in the final regular season league standings. A season later, a 24-13 victory at home over the Aztecs gave the ‘Dogs the edge when the season ended with both teams knotted at 5-3 in league play. Two years ago, these two teams finished one-two again in the West race, but the Bulldogs defeated the Aztecs 27-3 on the road to give them the edge. Last season, Fresno State ran away with the West Division going 7-1 while SDSU was 4-4 in league games. The Bulldogs won the 2018 edition of the series, 23-14.

Yr. by Yr. MW Champs

- 2013 – Fresno State
- 2014 – Boise State
- 2015 – San Diego St.
- 2016 – San Diego St.
- 2017 – Boise State
- 2018 – Fresno State

The Bulldogs went on to win the MW Championship in two of the four seasons they advanced (2013, 2018) while SDSU won the MW Championship game both times they took the West title (2015-16).

Bulldogs’ second-longest rivalry set for 59th meeting Saturday versus SDSU

The second-most often played opponent for the Fresno State football program behind San Jose State is San Diego State, who will meet the Bulldogs for the 59th time on Saturday evening at SDCCU Stadium.

The ‘Dogs trail the all-time series 29-25-4 since the first-ever meeting in 1924 (FS def. SDSU, 7-0). In games in San Diego, the Bulldogs are 11-16-2.

After an eight-year pause, the Bulldogs and Aztecs renewed their rivalry in 2011 with a nonconference game and have played every season since with Fresno State joining SDSU in the Mountain West in 2012. Prior to 2011, the two schools played once in a nonconference game in 2002 after a stretch from 1992-98 playing as WAC league members. They also had intra-conference stints in the California Collegiate Athletic Association (1940-67) and Pacific Coast Athletics Association (1969-75). Out of the 58 all-time meetings, 45 of them have been intra-conference battles.

Since the ‘Dogs moved to the Mountain West in 2012, the ‘Dogs are 5-2 against SDSU with wins in 2012, 2013, 2014, 2017 and 2018. The ‘Dogs won the last meeting, 23-14, at Bulldog Stadium and the year before won at San Diego State, 27-3, at SDCCU Stadium for its largest victory in San Diego since 1993.



Scouting the San Diego State Aztecs

San Diego State sits atop the West Division standings with a 7-2 overall record and a 4-2 conference mark.

The Aztecs suffered their first loss since Sept. 21 last weekend as division foe Nevada managed to pull out a 17-13 win in San Diego. The Aztec's other loss was to Utah State in a 23-17 battle at home.

San Diego State has been perfect on the road this season, but has a 2-2 home record on the year.

The Aztecs are offensively led by quarterback Ryan Agnew who has started all nine games this season. However, the defense is the story for the Aztecs this season as they have not given up more than 23 points in a game this year. The San Diego State defense opened up the season with a 6-0 win over Weber State and most recently held Nevada to just three points at halftime.

Luq Barcoo, a senior cornerback for the Aztecs, has been a force on defense this season with 43 tackles. More impressively, Barcoo has added a team-high five interceptions and 11 broken up passes this year. He is currently the Mountain West leader in passes defended.

San Diego State leads the conference in total defense (277.1) and scoring defense (14.4).

Last time versus the Aztecs

The yearly matchup between the Bulldogs and Aztecs is always an exciting one, and 2018 was no different. With a spot in the Mountain West Championship game on the line, Fresno State pulled through with a 23-14 home victory to clinch their appearance in the championship for the second straight season.

After trailing through the first 30 minutes of play, Fresno State held San Diego State scoreless in the second half to seal their West Division title for back-to-back seasons. Led by a trio of former Bulldogs in Marcus McMaryion, KeeSean Johnson and Jamire Jordan, the 'Dogs totaled 390 offensive yards en route to the victory.

Somehow still in the hunt

The Bulldogs are seeking their third-straight trip to the Mountain West Championship game in 2019, and while defending their 2018 title has not been a smooth ride so far, Fresno State STILL controls its own destiny to reach its goal.

At 7:24 p.m. on Nov. 9, the Bulldogs did not control their own destiny for the first time in 2019 after falling to Utah State. Minutes later, the San Diego State-Nevada game kicked off and the Wolf Pack came out victorious, 17-13, wiping the slate clean by the end of the night.

Entering week 12 with a 2-3 conference mark, the Bulldogs have three games left on their regular season schedule and all three are West Division opponents. Next up is San Diego State, followed by Nevada at home and they close on the road at San Jose State.

→ The winner of the annual Fresno State-San Diego State game has gone on to represent the West Division in the Mountain West Championship game since the inception of the title game in 2013. No other team in the West Division has participated in the MW title game.

→ The Mountain West Championship game will be held on Dec. 7 and will be hosted at the site of the divisional champion with the highest winning percentage in Conference games only.

→ The Bulldogs are 2-0 against their West Division counterparts and 0-3 against the Mountain Division in 2019.

2019 SAN DIEGO ST. RESULTS (7-2, 4-2 MW)

- Aug. 31: W, 6-0 vs. Weber State
Sept. 7: W, 23-14 at UCLA
Sept. 14: W, 31-10 at New Mexico State
Sept. 21: L, 23-17 vs. Utah State*
Oct. 5: W, 24-10 at Colorado State*
Oct. 12: W, 26-22 vs. Wyoming*
Oct. 19: W, 27-17 at San Jose State*
Oct. 26: W, 20-17 at UNLV*
Nov. 9: L, 17-13 vs. Nevada*
*MW game

MOUNTAIN WEST, WEST DIVISION

Table with 3 columns: Rank, Conf., Overall. Rows include SDSU, Hawai'i, Nevada, Fresno State, SJSU, UNLV.

QUICK FACTS (entering 2019)

GENERAL INFORMATION:

- Location: Fresno, Calif.
Founded: 1911
Enrollment: 25,000
President: Dr. Joseph I. Castro
Director of Athletics: Terry Tumey
Senior Woman Administrator: Carrie Coll
Colors: Red and Blue
Nickname: Bulldogs
Conference: Mountain West

TEAM HISTORY:

- First Year of Football: 1921
Seasons: 97
All-Time Record: 611-425-27
All-Time Home Record: 380-174-14
Away Record: 218-234-13
Neutral Record (not including bowl games): 0-2
All-Time Bowl Record: 14-15
All-Time Mountain West Games Only: 35-21
Conference Championships: 28
Last Conference Championship: 2018-Mountain West
MW Conference Championships (since 2012): 3
MW Division Titles (since 2013): 4
Bowl Appearances: 29
Last Bowl: 2018-Las Vegas Bowl

STADIUM INFORMATION:

- Name: Bulldog Stadium (40,727)
Surface: AstroTurf
Completed: 1980 (Beginning 39th Full Season)
First Game: Nov. 25, 1980 vs. Montana State
Record in Stadium: 179-55-2
Largest Crowd: 42,881 (5x in 2001)
Number of 40,000-plus crowds: 33
Last 40,000-plus crowd: 9/13/14 vs. Nebraska (41,031)
Press Box Phone: (559) 278-5959

TEAM INFORMATION:

- 2018 Overall Record: 12-2
2018 Mountain West Record (Finish): 7-1 (1st, West)
2018 Bowl: Las Vegas Bowl
2018 Final Ranking: AP (18) | Coaches Poll (18)
Starters Returning/Lost: 12/13
Offense: 3/8 | Defense: 6/5 | Special Teams: 3/0
Lettermen Returning/Lost: 35/29
Offense: 16/16 | Defense: 16/13 | Special Teams: 3/0
Base Offense: Pro-Style
Base Defense: 4-3

WHERE ARE THEY?

FIELD:

Head Coach: Jeff Tedford

Assistants: Jamie Christian, Danny Langsdorf, Kirby Moore, Will Plemons, Roman Sapolu, Scott Thompson, Kenwick Thompson, J.D. Williams

PRESS BOX:

Offensive Coordinator: Ryan Grubb

Defensive Coordinator: Bert Watts



AROUND THE MOUNTAIN WEST

2019 MW Standings

Table with Mountain Division, MW (W, L), and Overall (W, L) columns. Rows include Boise State, Air Force, Utah State, Wyoming, Colorado State, and New Mexico.

Table with West Division, MW (W, L), and Overall (W, L) columns. Rows include San Diego State, Hawai'i, Nevada, Fresno State, San Jose State, and UNLV.

Mountain West Records

(Since Fresno State Joined MW in 2012)

Table with MW (W, L) and Overall (W, L) columns. Rows list various teams and their win-loss records.

* denotes team joined MW in 2013

Mountain West Records - Home Games only

(Since Fresno State Joined MW in 2012)

Table with Overall (W, L) columns. Rows list various teams and their home game win-loss records.

* denotes team joined MW in 2013

2014 Déjà vu ?

Many are starting to think about the 2014 Bulldog team with this 2019 squad. The 2014 regular season concluded with Fresno State winning three-straight league games to finish with a 5-3 conference record...

It won't be exactly the same as the 2014 Fresno State team was the first in school history to start a season 0-3, and bounce back to get to six wins and become bowl eligible

Eight-Straight

The Bulldogs closed out nonconference play after the first five weeks of the college football season with a 2-2 record. Following its second bye week on Oct. 5, the Bulldogs entered Mountain West play having played four games and experienced two byes before entering league play.

→ Fresno State was the only FBS team to have not played a conference game entering its week 7 contest versus Air Force.

Eight-Straight in 2019

Table with Date, Opponent, and W/L columns. Lists dates and opponents for the eight-straight games.

Bowl eligibility

While the storylines and the team's focus has remained with their positioning to win the West Division for a shot to defend their 2018 title, the fact remains the Bulldogs must win two of their last three games to be bowl eligible.

- Nov. 15 at San Diego State (7-2, 4-2 MW)
• Nov. 23 vs. Nevada (6-4, 3-3 MW)
• Nov. 30 at San Jose State (4-6, 1-5 MW)

Team Captains

The season began with seniors Jorge Reyna (QB), Juju Hughes (DB), Mykal Walker (LB) and junior Netane Muti (OL) representing the 2019 squad as team captains.

After Muti suffered a season-ending injury during the Bulldogs' Sept. 21 contest, junior Matt Smith (OL) filled in over the next five games until, he as well, suffered a season-ending injury on Nov. 2.

Fabulous Freshmen

It was no more evident than in the Bulldogs' game at Hawai'i that this year's freshman class is special. This season, seven true freshmen have made starts for the Bulldogs which ranks tied for the third-most true freshmen to of made starts in all of the FBS this year.

True Freshmen Starters (# starts)

- 1. LB Levelle Bailey (5)
2. WR Jalen Cropper (4)
3. WR Jamal Glaspcie (3)
4. OL Bula Schmidt (2)
5. DB Evan Williams (2)
6. DB Deshawn Ruffin (1)
7. DB Randy Jordan (1)

→ Jalen Cropper was named to the Paul Hornung honor roll (most versatile athlete) on Nov. 4 as he led Fresno State in all-purpose yards on Nov. 2 with 155 yards (61 rushing, 62 receiving, 32 kick return), which included a 48-yard TD run.

→ Cropper owns three 100-yard all-purpose yardage games, and two consecutive. Last time out he set a season-high for receiving yards (87) and scored his third rushing TD of 2019.

→ Evan Williams, named the Mountain West Defensive Player of the Week on Nov. 4, tallied nine total tackles against Hawaii, and led the team at halftime with seven. He also picked up his first collegiate interception early in the fourth quarter against UH that would result in a Bulldog touchdown on the ensuing offensive drive.



Redshirt Rule Counter - True Freshman

The NCAA instituted a season ago that a player can retain their redshirt year if they participate in four games or less in a given season. In year one under that rule, the Bulldogs played one true freshman more than the four games allotted to hold on to a redshirt season - now sophomore Isaiah Johnson. Below is where the 2019 true freshmen class (who have played) stands:

No longer eligible (GP): LB Levelle Bailey (9), WR Jalen Cropper (9), WR Jamal Gaspie (9), DB Evan Williams (9), Randy Jordan (5).

Eligible (GP): Malachi Langley (4), Bula Schmidt (4), Deshawn Ruffin (3), Deven Jarvis (1).

No better time than the present

→ There have been 29 players during the 2019 season to see action as a Fresno State player for the first time and 25 players this season to get their first career starts as a Bulldog.

→ Fresno State has had 41 different players make a start in 2019. Only Old Dominion (47), BYU (47), NC State (45), Tennessee (43), UMass (43), Wyoming (42), Troy (41), New Mexico (41), West Virginia (41), USC (40), Houston (40), Coastal Carolina (40) and TCU (40), share numbers of that stature.

→ Seven true freshmen have made starts for Fresno State in 2019; only Alabama (9) has started more true freshmen this season. Tennessee (8), UMass (7), Stanford (7), Texas A&M (7), TCU (7) and USC (7) share similar numbers with the Bulldogs.

→ Fresno State returned three starters on offense and six starters on defense from 2018.

FIRST CAREER GAMES

- 1. LB Bailey, Levelle (Fr.)
2. WR Cropper, Jalen (Fr.)
3. DE Cruz, Alex (So.)
4. LB Fields, Rian (RFR)
5. WR Gaspie, Jamal (Fr.)
6. TE Pauwels Jr., Raymond (Jr.)
7. LB Rice, Tanner (Jr.)
8. TE Rodriguez, Juan (Jr.)
9. DB Ruffin, Deshawn (Fr.)
10. K Silva, Cesar (Jr.)
11. WR Wheatfall, Keric (Jr.)
12. DB Williams, Evan (Fr.)

Game 2 additions

- 13. WR Erik Brooks (RFR)
14. DE Alex Dumais (RFR)
15. TE, Jared Torres (RFR)

Game 3 additions

- 16. DB Randy Jordan (Fr.)
17. OL Tyrone Sampson (RFR)

Game 4 additions

- 18. OL Alex Akingbulu (Jr.)
19. TE Ricardo Arias (RFR)
20. WR Emoryie Edwards (RFR)
21. DB Deven Jarvis (Fr.)
22. LB Malachi Langley (Fr.)

- 23. DL Leonard Payne (RFR)

Game 5 additions

- 24. OL Bula Schmidt (Fr.)
25. DL Nikki Thomas (Jr.)

Game 6 additions

- 26. RB Zion Echols (Jr.)
27. DT Matt Lawson (RFR)
28. QB Ben Wooldridge (RFR)

Game 7 additions

none

Game 8 additions

none

Game 9 additions

- 29. Steven Comstock (RFR)

FIRST CAREER STARTS

- 1. WR Cropper, Jalen (Fr.)
2. DB Gaston, Chris (So.)
3. WR Gaspie, Jamal (Fr.)
4. DE Johnson, Isaiah (So.)
5. LB Mosby, Arron (Jr.)
6. QB Reyna, Jorge (Sr.)
7. TE Rodriguez, Juan (Jr.)
8. OL Smith, Matt (Jr.)
9. DE Wright, Andrew (Jr.)

Game 2 additions

- 10. LB Levelle Bailey (Fr.)
11. WR Chris Coleman (So.)
12. WR Zane Pope (So.)

Game 3 additions

- 13. DB Deshawn Ruffin (Fr.)
14. TE Cam Sutton (Sr.)
15. OL Nick Aibuedefe (Sr.)
16. DE Alex Cruz (So.)

Game 4 additions

- 17. WR Keric Wheatfall (Jr.)

Game 5 additions

- 18. OL Bula Schmidt (Fr.)
19. DE Alex Dumais (RFR)

Game 6 additions

none

Game 7 additions

- 20. OL Jace Fuamatu (RFR)

Game 8 additions

- 21. DB Randy Jordan (Fr.)
22. DB Evan Williams (Fr.)
23. OL Alex Akingbulu (Jr.)

Game 9 additions

- 24. OL Tyrone Sampson (RFR)
25. DE Leevil Tatum (Jr.)

FRESNO STATE UNDER JEFF TEDFORD

Table with 2 columns: CATEGORY and 2019 AT FS. Rows include Record, MW, Non-Conference, ESPN, Scoring First, Opponent Scores First, etc.

Third-down success

The Bulldogs' offense had their best showing of the season converting third downs last time out, going 7-of-11. They were 6-of-8 in the first half and 1-of-3 in the second half. Fresno State put itself in good position for such a high percentage having six of 11 third downs coming at third-and-short.

Clean it up

Fresno State committed 11 penalties that cost them 108 yards last time out against Utah State. That was the most a Bulldog team has been penalized, as well as the most penalty yardage suffered, since Sept. 17, 2016 when they traveled to Toledo and were flagged 12 times for a total of 138 yards. Fresno State ranked 33rd in the FBS for fewest penalties per game following their first six games this season but have been flagged 25 times over the last three games and now rank 69th in that category.



FS GAME-BY-GAME

2019 OFFENSE GAME-BY-GAME

RUSHING

Table with columns: Game, Att., Yds., TD, Long. Rows include @USC, Minn, Sac St, @NMSU, @AF, UNLV, CSU, @UH, USU, @SDSU, NEV, @SJSU.

PASSING

Table with columns: Game, Passes, Yds., TD, Long. Rows include @USC, Minn, Sac St, @NMSU, @AF, UNLV, CSU, @UH, USU, @SDSU, NEV, @SJSU.

2019 DEFENSE GAME-BY-GAME

RUSHING DEFENSE

Table with columns: Game, Att., Yds., TD, Long. Rows include @USC, Minn, Sac St, @NMSU, @AF, UNLV, CSU, @UH, USU, @SDSU, NEV, @SJSU.

PASSING DEFENSE

Table with columns: Game, Passes, Yds., TD, Long. Rows include @USC, Minn, Sac St, @NMSU, @AF, UNLV, CSU, @UH, USU, @SDSU, NEV, @SJSU.

SACKS/TFLS

Table with columns: Game, Sacks, Yds., TFL, Yds. Rows include @USC, Minn, Sac St, @NMSU, @AF, UNLV, CSU, @UH, USU, @SDSU, NEV, @SJSU.

Like Father like son

Junior running back Ronnie Rivers' father, Ron Rivers, had a prolific playing career (1991-93) at Fresno State departing as the program's all-time leading career rusher with 3,473 yards in 1993.

→ Rivers ranks T-No. 14 in the FBS and leads the Mountain West with 11 rushing touchdowns in 2019.

→ If Rivers rushes for 122 more yards, he will join his father as one of 17 Bulldogs to have ever rushed for 2,000 yards in a career.

Rushing Attack

Fresno State has recently started to hit its stride in the run game, over the last four games the Bulldogs have averaged 223.5 yards per game (6.3 per rush) and scored 18 touchdowns in that span.

→ Fresno State racked up a season-best 290 yards rushing against Hawai'i. It was the most rushing yards for the Bulldogs since 389 in 2014 against FCS Southern Utah.

→ Fresno State has accounted for 25 rushing touchdowns this season, the Bulldogs are one of 15 FBS programs to own 25 or more rushing TDs this season.

→ In each of the last four games, Ronnie Rivers has produced two or more touchdowns in each game. He is the first Bulldog to accomplish that feat since Reggie Brown did so in 1994.

→ Rivers logged his sixth career 100-yard game against Utah State (102). After setting a milestone for his first career back-to-back 100 yard games last week, he upped that to three-straight 100-yard games (CSU-146, UH-103, USU-102).

→ Fresno State's one-two punch of Rivers and Josh Hokit own 20 rushing TDs this season while the team has 25 rushing scores - ranking 12th-most in the FBS.

A deceptive dual threat

Redshirt senior quarterback Jorge Reyna has racked up 262 yards rushing, despite losing 108 yards from his total gain of 370 this season. Reyna's net yardage of 262 currently ranks as the seventh-most in a season by a quarterback in program history.

→ Reyna's 96 rushing yards against Hawai'i was the seventh-most by a Fresno State quarterback in a single game in program history.

Rushing TDs (Career)

- 1. Ryan Mathews, 2007-09 39
2. Robbie Rouse, 2009-12 37
3. Anthony Daigle, 1991-93 35
4. Bryson Sumlin, 2002-05 29
Michael Pittman, 1993-97 29
Dean Philpott, 1954-57 29
7. Ron Rivers, 1991-93 28
8. Wendell Mathis, 2004-05 27
Lorenzo Neal, 1990-92 27
10. Ronnie Rivers, 2017-pres. 26
Aaron Carver, 1989-90 26
Kelly Skipper, 1985-88 26

Rushing TDS (Season)

- 1. Ryan Mathews, 2009 19
2. Anthony Daigle, 1992 17
Aaron Craver, 1990 17
4. Wendell Mathis, 2005 15
Reggie Brown, 1994 15
6. Ryan Mathews, 2007 14
Ron Rivers, 1993 14
Myron Jones, 1989 14
James Williams, 1985 14
Dale Messer, 1960 14
Dean Philpott, 1957 14
-- Ronnie Rivers, 2019 11

Rushing Yards by a QB (Season)

- 1. Dean Jones, 1977 746
2. Dean Jones, 1976 646
3. Bill Yancy, 1978 386
4. Brian Burrell, 2014 360
5. Marcus McMaryion, 2017 302
6. Marcus McMaryion, 2018 294
7. Jorge Reyna, 2019 262
8. Mark Barsotti, 1990 248
Mark Barsotti, 1989 244
10. Mark Barsotti, 1991 213



Once a decade tight end

While Jared Rice's 2019 senior season has not been up to par with his junior season, Rice has arguably been the most productive Fresno State tight end since Bear Pascoe (2005-08), who made himself a seven-year NFL career.

→ Bear Pascoe owns the records for career receptions (112) and receiving yards (1,294), respectively, by a tight end. Rice needs 13 receptions and 83 receiving yards to surpass Pascoe.

Table comparing Bear Pascoe (2005-08) and Jared Rice (2016-pres.) career stats: Year, rec./yds./TDs, and Total.

Table of Bulldog TE Career Records: Rec., Yds., TDs for Bear Pascoe, Jared Rice, and Marty Thompson.

→ Marty Thompson, brother of current Bulldogs' tight end coach Scott Thompson, owns the most single season touchdowns (8) - set in 1991 - and career touchdowns (11) by a tight end in program history.

Looking for continuity

In 2019, the Bulldogs have had seven different starting combinations on the offensive line through the first nine games. Fresno State lost Dontae Bull to injury in game three, and Netane Muti the last six games to injury.

→ Of the 10 individuals who have earned starts on the offensive line in 2019, six of those individuals started for the first time in their respective careers (Aibuedefe, Akingbulu, Fuamatu, Sampson, Schmidt, Smith).

→ Muti, arguably the greatest loss, was an honorable mention all-Mountain West selection in 2017 for his play during his redshirt freshman season. He was named to the 2018 & 2019 preseason Polynesian College Football Player of the Year award watch lists.

Table: SEASON STARTS BY POSITION - OFFENSIVE LINE (ACTIVE PLAYERS) for 2019, 2018, 2017, and 2016.

Table: GAME-BY-GAME FIRST DOWNS (BY QUARTER) and TOTAL for various opponents.

Table: GAME-BY-GAME YARDAGE GAINED BY QTR (1Q, 2Q, 3Q, 4Q, OT) for various opponents.

Table: GAME-BY-GAME CUMULATIVE YARDAGE GAINED BY QTR (1Q, 2Q, 3Q, 4Q, OT) for various opponents.

Table: OPPONENTS GAME-BY-GAME FIRST DOWNS (BY QUARTER) and TOTAL for various opponents.

Table: OPPONENTS GAME-BY-GAME YARDAGE GAINED BY QTR (1Q, 2Q, 3Q, 4Q, OT) for various opponents.

Table: OPPONENTS GAME-BY-GAME CUMULATIVE YARDAGE GAINED BY QTR (1Q, 2Q, 3Q, 4Q, OT) for various opponents.



FRESNO STATE MW RANKINGS

Table with 2 columns: Rank and Metric. Metrics include 3rd Down Conversion Pct, Completion Percentage, Turnover Margin, etc.

SAN DIEGO STATE MW RANKINGS

Table with 2 columns: Rank and Metric. Metrics include 3rd Down Conversion Pct, Completion Percentage, Turnover Margin, etc.

Forcing turnovers

For only the second time this season, Fresno State was unable to come up with a takeaway. The Bulldogs' season total remains at 18, the third-most through nine games for Fresno State during the last decade behind only the 2012 and 2018 teams.

→ With 18 turnovers through nine games, the Bulldogs rank tied for 13th in the FBS in turnovers gained per game with 2.0.

→ The 'Dogs have registered a turnover in seven of their nine games with three or more takeaways coming in four of their games.

Ball Hawks

Fresno State owns 10 interceptions as a unit this season (1.1 per game) with seven different players on the stat sheet. The 'Dogs have recorded at least one INT in five of nine games this season, and recorded multiple interceptions in three of nine games.

→ Safeties Wylan Free and Juju Hughes, and LB Justin Rice lead the team with two INTs each. → Fresno State ranks tied for 17th in the FBS in interceptions with 10.

→ Free is one of 38 players in the FBS to return an interception for a touchdown this season while also totaling the third-most return yards (104). Free's 91-yard TD on Sept. 28 at New Mexico State is the fourth-longest interception return in the FBS this season.

Get the ball back on the ground

Through nine games this season the Bulldogs have forced nine fumbles but haven't forced one in the last three games. Of those nine, eight were recovered which ranks tied for 21st nationally. Surprisingly, the first seven recoveries came from a different Bulldog until Justin Rice scooped up No. 8, his second of the season, and returned it 18 yards for a touchdown versus UNLV on Oct. 18 Rice's scoop and score was Fresno State's last fumble recovery.

→ Since ranking in the top 10, Fresno State has since dropped into a tie for 21st in the FBS in fumble recoveries per game.

→ The eight recoveries have surpassed the season totals from 2010, 2011, 2016 and 2018, and is one shy of 2013.

Turnover margin should equal wins, right?

Winning the turnover battle is always a top priority, and usually the team that wins the turnover battle, wins the game ... but the 2019 team hasn't exactly followed that script. Of the Bulldogs' four games they've won the turnover battle, they own a 2-2 record.

Table titled 'BULLDOGS TURNOVER MARGIN' with columns: Date, Opponent, Turnover Margin, Result.

→ With a plus-5 advantage in the turnover margin this season after nine games, the Bulldogs own the 24th-best mark in the FBS in that category.

→ The 'Dogs are 0-2 in games this season when not forcing a turnover (Air Force and Utah State).

The struggle is real

In each of its last three games, Fresno State's defense has struggled to keep its opponents off the field and out the end zone. The Bulldogs allowed over 500 yards of offense for the third-straight game, the first such time since 2014 when USC, Utah and Nebraska did so.

→ Under Tedford, Fresno State allowed its opponent to score 30 points or better twice entering this season (Alabama-2017, Washington-2017). The Bulldogs have allowed 30 points or better six times in 2019.



Avoiding the big play

During its last three games, Fresno State has allowed 17 explosive play (20+ yards). The increase of 2.3 more explosive plays per game has resulted in the Bulldogs allowing at least 37 points in each of the last three games.

Critical down

There has been a trend with the Bulldogs' defense. In three of Fresno State's four wins, third down defense held strong - holding teams below 30 percent. While in its losses, Fresno State's defense has allowed teams to convert north of 35 percent on third down. Utah State was the latest to do so, converting 6-of-12 third downs (50 percent). Two of the Aggies six conversions were touchdown passes on third-and-goal.

→ Despite allowing Hawai'i to convert at a 58.8 percent clip (10-of-17), the crucial down against the Rainbow Warriors was fourth down. UH entered the game with the highest conversion rate in the Mountain West at over 75 percent but Fresno State held them 0-of-3 which included two stops inside the Bulldogs 30-yard line.

Playing above his class

With starts in five of Fresno State's nine games this season, true freshman Levelle Bailey has made his presence felt for the Bulldogs. In a growing role, the first-year player ranks seventh on the team in tackles with 30 but is second on the team in tackles for loss with 6.0.

→ Bailey's 6.0 TFLs is the most by a Bulldog freshman since Ben Jacobs in 2007 (6.0).

→ The freshman's most productive games have come against Minnesota (seven tackles, 2.5 TFLs) and New Mexico State (seven tackles, 2.0 TFLs). Bailey picked up his first career fumble and grabbed his first interception versus UNLV on Oct. 18 - both in the first quarter.

Quite possibly the best redshirt ever taken

Last season the Bulldogs were set with a trio of standout linebackers in Jeff Allison (2018 MW Defensive Player of the Year), George Helmuth and James Bailey. With not much room or time available among those behind that group, the then-third year junior Justin Rice and coaching staff mutually agreed for him to shut it down after he played his first four games of 2018 to take a redshirt to prepare for 2019 as all three of the aforementioned departed.

FBS LEADERS IN TURNOVERS CAUSED

Table with 4 columns: Rank, Name (School), Games, FF, INT, Total. Lists top 5 FBS leaders in turnovers caused, with Justin Rice (Fresno State) at the top.

WHERE RICE RANKS

Table with 4 columns: Metric, #, FBS, MW. Shows Justin Rice's rankings in various categories like Fumbles Recovered, Forced Fumbles, etc.

Starting all nine games, playing either the WILL or MIKE positions, Rice has been a disruptive force for the Bulldogs' defense. The first-year starter ranks 24th in the FBS in tackles per game with 9.4. But there's more:

- He is one of nine players in the nation to have caused at least six turnovers.
• He is one of seven players in the FBS to have forced at least four fumbles. He is forcing 0.44 fumbles per game which is tied for the sixth-highest frequency in the FBS.
• He is the only player in the nation to have four forced fumbles, two fumble recoveries and two interceptions.
• He has recorded at least 10 tackles in six of nine games.
• He became the first player at Fresno State to return a fumble recovery for a touchdown since Ejiro Ederaine (Oct. 26, 2013) when he scooped up a fumble versus UNLV on Oct. 18 and returned it 18 yards for the score.

FRESNO STATE FBS RANKINGS

Table listing Fresno State's FBS rankings across various categories such as 3rd Down Conversion, Completion Percentage, and Turnovers.

SAN DIEGO STATE FBS RANKINGS

Table listing San Diego State's FBS rankings across various categories such as 3rd Down Conversion, Completion Percentage, and Turnovers.



AP TOP 25 (WEEK 12)

Table with 2 columns: Rank and Team/Record. Lists top 25 AP Top 25 teams for Week 12, including LSU (54), Ohio State (5), Clemson (3), Alabama, Georgia, Oregon, Minnesota, Utah, Penn State, Oklahoma, Florida, Baylor, Auburn, Michigan, Wisconsin, Notre Dame, Cincinnati, Memphis, Boise State, SMU, Navy, Texas, Iowa, Indiana, and Oklahoma State.

Others receiving votes: Appalachian State 73, Kansas State 67, Texas A&M 42, Wake Forest 38, Louisiana Tech 25, Virginia 12, San Diego State 7, Virginia Tech 4, Iowa State 4, Washington 3, Pittsburgh 2, Air Force 2, UCF 2, North Dakota State 1, USC 1, Illinois 1

USA TODAY COACHES POLL (WEEK 12)

Table with 2 columns: Rank and Team/Record. Lists top 25 USA Today Coaches Poll teams for Week 12, including LSU (55), Ohio State (5), Clemson (4), Alabama, Georgia, Oregon, Minnesota, Oklahoma, Utah, Baylor, Penn State, Florida, Auburn, Michigan, Wisconsin, Notre Dame, Cincinnati, Memphis, Boise State, SMU, Navy, Iowa, Texas, Appalachian State, and Indiana.

Others receiving votes: Oklahoma State 49, Wake Forest 45, Louisiana Tech 43, Kansas State 38, San Diego State 32, Texas A&M 31, Air Force 25, Virginia Tech 17, Virginia 12, Louisiana 1, UCF 1, Wyoming 1

CFP (CFP #1: WEEK 11)

Table with 2 columns: Rank and Team/Record. Lists top 25 CFP teams for Week 11, including Ohio State, LSU, Alabama, Penn State, Clemson, Georgia, Oregon, Utah, Oklahoma, Florida, Auburn, Baylor, Wisconsin, Michigan, Notre Dame, Kansas State, Minnesota, Iowa, Wake Forest, Cincinnati, Memphis, Boise State, Oklahoma State, Navy, and SMU.

Earning his spot

Following up being named Mountain West Defensive Player of the Week after earning his first-career start at Hawai'i, Evan Williams was back in the starting lineup last weekend against Utah State. Playing nickel back a week ago, the true freshman started at free safety. He matched his season-high in tackles from a week earlier with nine against the Aggies.

Rotating corners

To say that Fresno State has had fluctuation at corner in 2019 has been an understatement. While senior Jaron Bryant has been a steady presence for two-plus seasons on one side, the other side has been a revolving door. Sophomore Chris Gaston started the opening two weeks of the season but an injury sidelined him until late October. True freshman Deshawn Ruffin then moved into Gaston's spot but after earning his first start in game three, he went down with an injury. Jeff Tedford later confirmed that Ruffin would be out for the year with a knee injury. True freshman Randy Jordan played out the rest of the Sacramento State game but during the following week sophomore Chris Coleman, who had been a receiver since joining the 'Dogs, made the move to the defensive side of the ball. Coleman started opposite Bryant at New Mexico State and the following three weeks.

Jordan received his first start of the season on Nov. 2 at Hawai'i, a week after Gaston returned to a limited role against Colorado State. Against the Rainbow Warriors potent passing attack, the Bulldogs also deployed a 3-3-5 formation, opting to start true freshman Evan Williams. Coleman returned to the starting corner spot, opposite Bryant on Nov. 9 against Utah State.

Dual threat

After being one of the Bulldog's top receiving threats through the first three games of the season, Chris Coleman made the switch to the defensive side of the ball in Week 5 after a rash of injuries hit Fresno State's secondary. After a meeting with Coach Tedford the Monday following the Sacramento State game and talking about the move, Coleman prepared the next four days and made the start at cornerback against New Mexico State where he played the majority of the team's defensive snaps, making three tackles and breaking up a pass. For four straight games, Coleman got the start at cornerback. He's started six games in 2019, five times at corner and once at wide receiver.

Where will he start this week?

After moving to middle linebacker for the 2019 season from defensive end where he was an all-conference player a season ago, Mykal Walker has seen a shift back to the line. Hand up or hand down, or sliding back into coverage, the 6-foot-3, 230-pound athlete is a problem for any opposing offense wherever he lines up. Second on the team in tackles with 75, Walker ranks 49th in the FBS and sixth in the MW in tackles per game, averaging 8.3.

→ Through nine games, Walker has started three times at middle linebacker in a 4-3, four times at defensive end in a 4-3, once as an outside linebacker in a 3-4 and once at outside linebacker in a 3-3-5.

→ Against UNLV, the senior recorded nine tackles with all nine being solo stops. It is the first time that has happened since Mike Bell had nine solo stops in the 2018 Mountain West Championship game at Boise State on Dec. 1, 2018.

→ Walker opened the season with a career-high 15 stops at USC.

→ Walker leads the Bulldogs in tackles for loss (7.5) and quarterback hurries (2) and is second in tackles (75) and fumble recoveries (1).

→ Mykal is following in the footsteps of his late father Michael Walker who similarly played at Fresno State in 1985-86 after redshirting as a Bulldog in 1984. His father transferred to Fresno State from College of Marin and tallied 65 tackles and 6.5 sacks at Fresno State under Jim Sweeney.



Dogs with bachelor's degrees

There are three Bulldog football players on the 2019 roster that already own bachelor's degrees. Those three who are in master's programs this fall are:

- 1. Alex Akingbulu - Graduate transfer to Fresno State from UCLA. Graduated in spring '19 with a bachelor's degree in sociology. Starting graduate degree in curriculum and instruction program.
2. Frank Dalena - Graduated spring '19 with a bachelor's degree in ag business. Starting graduate degree in water resource management.
3. Jorge Reyna - Graduated spring '19 with a bachelor's degree in multimedia production. Starting graduate degree in curriculum and instruction program.

A look at the experience on the 2019 team

Table with 2 columns: MOST CAREER STARTS (10 GAMES +) and MOST CAREER GAMES PLAYED (20 GAMES +). Lists player names, positions, and statistics.

Bulldogs in the NFL

Table with 4 columns: Former Bulldog, NFL Team, Position, NFL EXP. Lists former players and their NFL careers.

* Currently on Injured Reserve list

An All-Star Trio

Fresno State is the proud home of alumni Derek Carr (NFL-Oakland Raiders), Paul George (NBA-Los Angeles Clippers) and Aaron Judge (MLB-New York Yankees).

Other current players of the MLB in addition to Judge from Fresno State are Jordan Luplow (Cleveland Indians), Justin Miller (Washington Nationals) & Justin Wilson (New York Mets).

In addition to Paul George for current NBA players from Fresno State is Tyler Johnson (Phoenix Suns).

BOWL HISTORY table listing various bowl games, dates, and outcomes (e.g., Little All-American Bowl, Raisin Bowl, Mercy Bowl I, etc.).



The Fresno State football team has been picked to repeat as West Division champions by the media, the Mountain West announced on July 23 prior to kicking off the 2019 football Media Days in Las Vegas.

Along with a predicted first-place finish in its division, Fresno State secured three preseason all-conference selections in senior tight end Jared Rice, senior linebacker Mykal Walker and senior defensive back Juju Hughes.

As the first-place pick for the West, Fresno State has earned its fourth division leading bid in the preseason media polls dating back to 2013, and second in as many years (2013, 2014, 2018 and 2019). The Bulldogs have prevailed and won the West in every season that they have been the first-place pick in the preseason polls.

It was been a busy July for Fresno State's three preseason All-Mountain West selections as each of the senior Bulldogs have been named to seven watch lists for awards in their respective positions.

Rice, Walker and Hughes are continuing their successes from the 2018 season as each were named to either the All-Mountain West first or second team a season ago.

2019 PREDICTED ORDER OF FINISH

West Division

Rank	Team (first-place votes)	Points
1.	Fresno State (17)	122
2.	San Diego State (3)	106
3.	Nevada	74
4.	Hawai'i (1)	67
5.	UNLV	51
6.	San José State	21

2019 PREDICTED ORDER OF FINISH

Mountain Division

Rank	Team (first-place votes)	Points
1.	Boise State (15)	120
2.	Utah State (6)	108
3.	Air Force	73
4.	Wyoming	66
5.	Colorado State	52
6.	New Mexico	22

2018 ALL-MOUNTAIN WEST PRESEASON AWARDS

Offensive Player of the Year: Jordan Love, Jr., QB, Utah State

Defensive Player of the Year: Curtis Weaver, Jr., DL, Boise State

Special Teams Player of the Year: Cooper Rothe, Sr., PK, Wyoming

2019 ALL-MOUNTAIN WEST PRESEASON FOOTBALL TEAM

OFFENSE

- QB: Jordan Love**, Jr., Utah State
- WR: John Hightower, Sr., Boise State
- WR: Cedric Byrd II, Sr., Hawai'i
- RB: Juwan Washington, Sr., San Diego State
- RB: Toa Taua, So., Nevada
- OL: Ezra Cleveland*, Jr., Boise State
- OL: John Molchon*, Sr., Boise State
- OL: Jake Nelson, Sr. Nevada
- OL: Keith Ismael*, Jr., San Diego State
- OL: Justin Polu, Sr., UNLV
- TE: Jared Rice**, Sr., Fresno State

* - member of the 2018 All-Mountain West first team
** - member of the 2018 All-Mountain West second team

2019 ALL-MOUNTAIN WEST PRESEASON FOOTBALL TEAM

DEFENSE

- DL: Jordan Jackson**, Jr., Air Force
- DL: David Moe, Sr., Boise State
- DL: Curtis Weaver*, Jr., Boise State
- DL: Tipa Galeai**, Sr., Utah State
- LB: Mykal Walker*, Sr., Fresno State
- LB: Kyahva Tezino*, Sr., San Diego State
- LB: Davis Woodward**, Jr., Utah State
- DB: Jeremy Fejedelem, Sr., Air Force
- DB: Juju Hughes**, Sr., Fresno State
- DB: Tariq Thompson**, Jr., San Diego State
- DB: DJ Williams, So., Utah State

Specialists

- P: Ryan Stonehouse*, Jr., Colorado State
- PK: Cooper Rothe*, Sr., Wyoming
- KR/PR: Savon Scarver*, Jr., Utah State



JEFF TEDFORD

HEAD COACH

3RD SEASON | FRESNO STATE (1992)

Jeff Tedford, 57, inherited a 1-11 football program when he took over the reins of his alma mater and in two seasons all he's done as the 19th head football coach in Fresno State history is lead the program to a 22-6 record, a 2018 Mountain West Championship, two MW West division titles and two bowl wins.

In 2018, in addition to defeating Boise State on the road in overtime, 19-16, for Fresno State's first conference championship since 2013, the Bulldogs capped the season with a 31-20 triumph over Arizona State to win the Mitsubishi Motors Las Vegas Bowl. The bowl win left the Bulldogs with their first 12-win season in the 97-year history of the program. This, one season after engineering one of the greatest turnarounds in FBS history guiding the Bulldogs to a 10-4 record, an appearance in the MW title game and a Hawai'i Bowl win over Houston.

The renaissance under Tedford has led to FBS history being made as Fresno State became the first team to secure back-to-back double-digit winning seasons following a double-digit loss season.

The 2018 Bulldogs finished nationally ranked in the final rankings of the season for the first time since 2004. Fresno State finished ranked No. 18 in both the AP Top 25 and Coaches poll, announced Jan. 8, 2019. It was the best finish in the AP Top 25 in program history, besting No. 22 in 2004. The 'Dogs also held a No. 21 ranking in the final College Football Playoff poll released on Dec. 2, 2018.

Individual accolades in 2018 included Tedford being named an Eddie Robinson Award finalist and a Paul "Bear" Bryant Coach of the Year Award finalist. Fresno State sported 15 all-conference honorees in 2018, including the league's Defensive Player of the Year in linebacker Jeff Allison. In addition, 19 student-athletes were named to the Fall Academic All-Mountain West team.

With a 10-4 record in his first season, Fresno State became the third team in FBS history to turn a double-digit loss season (2016) into a double-digit win season (2017) the following year. The season included an appearance in the nation's top 25, clinching the Mountain West's West Division crown and leading the 'Dogs to their first appearance in the MW Championship game since 2014. He also guided the 'Dogs to the program's first bowl victory since 2007 with their win at the Hawai'i Bowl.

Great success brought great notoriety as Tedford was named the 2017 Mountain West Coach of the Year, was a semifinalist for the George

Munger College Coach of the Year Award presented by the Maxwell Football Club, a finalist for the Eddie Robinson Coach of the Year Award, and the AFCA Region-5 Coach of the Year.

While Tedford was honored as the league's coach of the year, the team had 16 student-athletes recognized with MW postseason honors - the most for the Bulldogs in a single-season since joining the conference in 2012. In the classroom, the 'Dogs also set a team-best number since joining the conference as they had 24 named to the Fall Academic All-Mountain West team.

Tedford, a former Bulldog quarterback and Fresno State assistant coach, returned to the Valley after holding the position of offensive consultant for the Washington Huskies - a 2016 College Football Playoff team.

Tedford assumed the role of acting head coach on Nov. 27, 2016, following the conclusion of the 2016 season as Eric Kiesau carried out interim head coaching duties for the remaining two games on the 2016 schedule following Tedford's introductory press conference. Tedford was officially hired on Nov. 10, 2016.

Tedford, who was an already proven winner on the West Coast, came to the Valley with 11 years of head coaching experience at the Division I level - having led the California Golden Bears to 82 wins from 2002-2012. He left as the school's all-time winningest coach.

Tedford's ties to the Valley and Fresno State run deep. He played quarterback at Fresno State in 1981-82 under Jim Sweeney and coached at Fresno State under Sweeney from 1987-88 and 1992-96, and under a then-first-year head coach Pat Hill in 1997.

Tedford's coaching career started at Fresno State, volunteering as an assistant for the 1987-88 seasons. From there he picked up his first full-time position as an assistant for the Calgary Stampeders of the Canadian Football League - a familiar league in which he played quarterback for six seasons after his collegiate career at Fresno State.

He returned to Fresno State in 1992 as the quarterbacks coach and served as the offensive coordinator for the Bulldogs over the ensuing five seasons.

Tedford graduated from Warren High School in Downey, California and attended Cerritos Junior College for two seasons before becoming the Bulldogs' quarterback in 1981.

He and his wife Donna have two children, Taylor and Quinn.



COACHING EXPERIENCE

Fresno State (2016-Pres.)

- Head Coach

Washington (2016)

- Offensive Consultant

B.C. Lions-CFL (2015)

- Head Coach

Tampa Bay Bucs-NFL (2014)

- Offensive Coordinator

California (2002-12)

- Head Coach

Oregon (1998-01)

- Offensive Coordinator

Fresno State (1992-97)

- Offensive Coordinator/
Assistant Coach (QBs)

Calgary-CFL (1989-91)

- Offensive Assistant

Fresno State (1987-88)

- Volunteer Assistant Coach

Fresno State Assistant Coaches

Offense



Ryan Grubb
Offensive Coordinator
3rd Season at FS



Jamie Christian
Running Backs/
Special Teams Coordinator/
3rd Season at FS



Danny Langsdorf
Quarterbacks
1st Season at FS



Kirby Moore
Wide Receivers
3rd Season at FS




Roman Sapolu
Asst. Offensive Line
1st Season at FS



Scott Thompson
Tight Ends
3rd Season at FS



Blake Gonzalez
Graduate Assistant
1st Season at FS



Tyson Prince
Graduate Assistant
1st Season at FS

Defense



Bert Watts
Defensive Coordinator
3rd Season at FS



Will Plemons
Defensive Line
1st Season at FS



Kenwick Thompson
Linebackers
2nd Season at FS




J.D. Williams
Defensive Backs
3rd Season at FS



Michael Barton
Graduate Assistant
2nd Season at FS



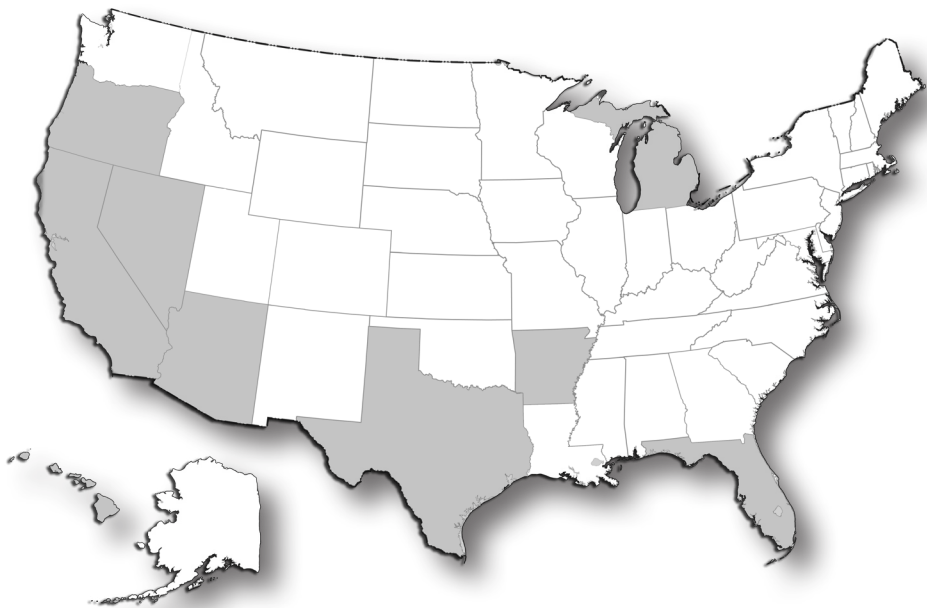
Matt Lea
Graduate Assistant
3rd Season at FS



Brad Vonnahme
Analyst
4th Season at FS



GEOGRAPHICAL ROSTER



ARKANSAS (1)

Bryant: Kyvin Carroll

ARIZONA (2)

Litchfield: Raymond Pauwels Jr.

Tempe: Travis Hansen

CALIFORNIA (97)

Bakersfield: Kurtis Brown
Clive Truschel
Chris Coleman
Cody Warkentin

Bellflower: Jace Fuamatu

Brentwood: Ronnie Rivers

Buena Park: Andrew Wright

Burbank: Duncan Smith

Campbell: Evan Williams

Canoga Park: Deonte Perry

Carson: Alex Akingbulu

Ceres: Esteven Barragan

Chico: Syrus Tuitele

Clovis: Tanner Blount
Josh Hokit
Tanner Rice

Compton: Wylan Free

Concord: Alex Cruz

Corona: Erik Brooks
Richard Cage

Covina: Zion Echols

Danville: Jake Haener

Downey: Leonard Payne
Jorge Reyna

Durham: Cody Pound

East Palo Alto: Jordan Mims

Fountain Valley: Asa Fuller
Cade Fuller

Fresno: Ricardo Arias
Jevon Bigelow
Frank Dalena

Jason Diaz
Jasad Haynes
Josh Kelly
Sherwin King Jr.
Ricky McCoy
Deshawn Ruffin
Matthew Sanchez
David Tate Jr.
Leevel Tatum III
Khai Williams
Rodney Wright III

Glendora: Steven Comstock

Hanford: Juju Hughes

Inglewood: Patrick Elima-Jeune

Irvine: Rian Fields

La Puente: Chris Gaston

La Quinta: Kenny Gagnon

Lancaster: Dante Adkins Jr.

Livermore: Carson King

Long Beach: Matt Smith

Los Angeles: Jamal Glaspie
Malachi Langley

Lost Hills: Osmar Velez

Milpitas: Cesar Silva

Mission Viejo: Tim Anderson

Merced: David Perales

Modesto: Isaiah Johnson
Jared Rice
Justin Rice

Monrovia: Blake Cusick

Moorpark: Zane Pope

Moreno Valley: Cam Sutton

Murrieta: Kevin Atkins
Myles Martin
Mateo Thompson
Quireo Woodley

Oakdale: Matt Kjeldgaard

Oakland: Kevin Parker

Ontario: Matt Lawson

Parlier: Jalen Cropper

Pleasanton: Ben Wooldridge

Portola: Juan Rodriguez

Rialto: Devo Bridges

Sacramento: Nick Aibuedefe
Levelle Bailey
Dorzel Hicks

Salinas: Zack Geig

San Mateo: Kwami Jones

Santa Ana: Keiti Iakopo

San Diego: Elijah Carson

San Jose: Jacob Hollins

Santa Monica: Blaze McKibbin

Sanger: Arron Mosby

Stockton: Derrion Grim

Sunnyvale: Bralyn Lux

Tulare: LJ Early
Emoryie Edwards
Romello Harris
Randy Jordan

Vacaville: Mykal Walker
Patrick Williams Jr.

Vallejo: Reggie Strong

Visalia: Nate Lamb
Jared Torres

Wasco: Osmar Velez

West Covina: Deven Jarvis

FLORIDA (1)

Bradenton: Jacob Westberry

HAWAII (3)

Ewa Beach: Micah Pasion

Wahiawa: Netane Muti

Bula Schmidt

MICHIGAN (1)

East Pointe: Tyrone Sampson Jr.

NEVADA (1)

Reno: Peyton Dixon

OREGON (2)

Portland: Nick Abbs
Nikko Thomas

TEXAS (4)

Cypress: Keric Wheatfall

Fort Worth: Jaron Bryant

Houston: Bryson Ogelsby

Pearland: Saevion Johnson

CANADA (3)

Montreal (Quebec): Marc-David Bien-Aime
Alex Dumias

Victoria (B.C.): Dontae Bull

**ALPHABETICAL ROSTER**

77	Nick Abbs	OL
58	Dante Adkins Jr.	OL
79	Nick Aibuedefe	OL
75	Alex Akingbulu	OL
70	Tim Anderson	OL
81	Ricardo Arias	TE
90	Kevin Atkins	DT
6	Levelle Bailey	LB
29	Esteven Barragan	RB
71	Marc-David Bien-Aime	OL
28	Jevon Bigelow	RB
49	Tanner Blount	LB
5	Devo Bridges	DE
85	Erik Brooks	WR
45	Kurtis Brown	DL
14	Jaron Bryant	DB
72	Dontae Bull	OL
42	Richard Cage	LB
34	Kyvin Carroll	LB
73	Elijah Carson	OL
8	Chris Coleman	WR/DB
17	Steven Comstock	QB
5	Jalen Cropper	WR
51	Alex Cruz	DE
47	Blake Cusick	P
19	Frank Dalena	WR
39	Jason Diaz Jr.	DB
10	Peyton Dixon	RB
43	Alex Dumais	DL
27	L.J. Early	DB
34	Zion Echols	RB
4	Emoryie Edwards	WR
2	Patrick Elima-Jeune	WR
16	Rian Fields	LB
4	Wylan Free	DB
51	Jace Fuamatu	OL
37	Asa Fuller	K
36	Cade Fuller	P
30	Kenny Gagnon	DB
2	Chris Gaston	DB
56	Zack Geig	OL
3	Jamal Glaspie	WR
7	Derrion Grim	WR
7	Jake Haener	QB
53	Travis Hansen	OL
32	Romello Harris	RB
93	Jasad Haynes	DT
41	Dorzel Hicks	LB
9	Josh Hokit	RB
48	Jacob Hollins	LB
23	Juju Hughes	DB
98	Keiti Iakopo	DT
10	Deven Jarvis	DB
18	Isaiah Johnson	DE
24	Saevion Johnson	RB
33	Kwami Jones	DE
26	Randy Jordan	DB
25	Josh Kelly	WR

NUMERICAL ROSTER

No.	Name	Pos.	Ht.	Wt.	Cl.	Exp.	Hometown (High School/Previous School)
1	Keric Wheatfall	WR	6-1	179	Jr.	3rd	Cypress, Texas (Blinn College)
2	Patrick Elima-Jeune	WR	6-0	194	So.	3rd	Inglewood, Calif. (Morningside)
2	Chris Gaston	DB	6-1	183	So.	3rd	La Puente, Calif. (Bishop Amat)
3	Jamal Glaspie	WR	6-1	178	Fr.	1st	Los Angeles, Calif. (Culver City)
3	Mykal Walker	LB	6-3	230	Sr.	5th	Sacramento, Calif. (Vacaville/Azusa Pacific)
4	Emoryie Edwards	WR	5-11	193	RFr.	2nd	Tulare, Calif. (Tulare Union)
4	Wylan Free	DB	6-2	185	So.	3rd	Compton, Calif. (Lynwood)
5	Jalen Cropper	WR	5-11	155	Fr.	1st	Parlier, Calif. (Buchanan)
5	Devo Bridges	DE	6-2	245	Fr.	1st	Rialto, Calif. (Carter)
6	Ben Wooldridge	QB	6-2	206	RFr.	2nd	Pleasanton, Calif. (Foothill)
6	Levelle Bailey	LB	6-2	200	Fr.	1st	Sacramento, Calif. (Luther Burbank)
7	Derrion Grim	WR	6-1	195	Sr.	4th	Stockton, Calif. (McNair/Nebraska/Delta JC)
7	Jake Haener	QB	6-0	193	So.	2nd	Danville, Calif. (Monte Vista HS/Washington)
7	Reggie Strong	DB	5-11	195	Fr.	1st	Vallejo, Calif. (Orange Lutheran)
8	Chris Coleman	WR/DB	5-11	186	So.	3rd	Bakersfield, Calif. (Garces Memorial)
9	Josh Hokit	RB	6-1	225	Sr.	4th	Clovis, Calif. (Clovis)
10	Peyton Dixon	RB	5-11	200	Fr.	1st	Reno, Nev. (Bishop Manogue)
10	Deven Jarvis	DB	6-0	195	Fr.	1st	West Covina, Calif. (Bishop Amat)
11	Sherwin King Jr.	LB	5-11	210	RFr.	2nd	Fresno, Calif. (Sunnyside)
11	Jorge Reyna	QB	6-0	215	Sr.	5th	Downey, Calif. (Pasadena/West LA College)
13	Rodney Wright III	WR	5-10	181	Fr.	1st	Fresno, Calif. (Clovis West)
14	Jaron Bryant	DB	6-1	185	Sr.	4th	Fort Worth, Texas (Duncanville)
15	Arron Mosby	LB	6-4	230	Jr.	3rd	Sanger, Calif. (Sanger)
15	Cam Sutton	TE	6-6	226	Sr.	5th	Moreno Valley, Calif. (Norco/Riverside City College)
16	Rian Fields	LB	6-5	201	RFr.	2nd	Irvine, Calif. (Irvine)
16	Jared Rice	TE	6-5	243	Sr.	5th	Modesto, Calif. (Central Catholic)
17	Steven Comstock	QB	6-0	199	RFr.	2nd	Glendora, Calif. (Northview)
17	Deonte Perry	DB	6-0	190	Jr.	4th	Canoga Park, Calif. (Canoga Park)
18	Isaiah Johnson	DE	6-3	235	So.	2nd	Modesto, Calif. (Downey)
18	Nate Lamb	QB	6-3	210	Fr.	1st	Visalia, Calif. (Tulare Union)
19	Frank Dalena	WR	5-8	155	Sr.	5th	Fresno, Calif. (San Joaquin Memorial)
19	Colby Warkentin	DL	6-5	230	Fr.	1st	Bakersfield, Calif. (Centennial)
19	Blaze McKibbin	QB	6-4	205	Fr.	1st	Santa Monica, Calif. (Servite)
20	Ronnie Rivers	RB	5-8	183	Jr.	3rd	Brentwood, Calif. (Freedom)
20	Myles Martin	DB	5-9	168	Fr.	1st	Murrieta, Calif. (Murrieta)
22	Jordan Mims	RB	5-11	195	Jr.	3rd	East Palo Alto, Calif. (Menlo-Atherton)
22	Deshawn Ruffin	DB	5-10	177	Fr.	1st	Fresno, Calif. (Sunnyside)
23	Juju Hughes	DB	5-11	188	Sr.	4th	Hanford, Calif. (Hanford)
24	Saevion Johnson	RB	6-0	210	Jr.	4th	Pearland, Texas (Pearland Dawson)
25	Josh Kelly	WR	6-1	179	Fr.	1st	Fresno, Calif. (San Joaquin Memorial)
25	Bryson Oglesby	DB	5-11	205	Sr.	5th	Houston, Texas (Fort Bend Austin)
26	Randy Jordan	DB	5-9	170	Fr.	1st	Tulare, Calif. (Tulare Union)
26	Mathew Sanchez	DB	6-0	165	Fr.	1st	Fresno, Calif. (Clovis)
27	L.J. Early	DB	5-11	197	Jr.	3rd	Tulare, Calif. (Tulare Western/Bakersfield College)
27	Zane Pope	WR	6-2	191	So.	3rd	Moorpark, Calif. (Moorpark)
28	Jevon Bigelow	RB	6-1	218	So.	2nd	Fresno, Calif. (Central/Wyoming)
28	Cesar Silva	K	5-11	185	Jr.	4th	Milpitas, Calif. (Milpitas/College of San Mateo)
29	Justin Rice	LB	6-2	225	RJr.	4th	Modesto, Calif. (Central Catholic)
29	Esteven Barragan	RB	5-8	173	Fr.	1st	Ceres, Calif. (Central Valley)
30	Kenny Gagnon	DB	5-11	185	Jr.	4th	La Quinta, Calif. (Desert Christian Academy)
30	Khai Williams	RB	5-10	205	Sr.	5th	Fresno, Calif. (Edison/Fresno City College)
31	Andrew Wright	DE	6-2	235	Jr.	4th	Buena Park, Calif. (Buena Park)
32	Evan Williams	DB	6-0	195	Fr.	1st	Campbell, Calif. (Saint Francis)
32	Romello Harris	RB	5-11	187	Jr.	4th	Tulare, Calif. (Tulare Union/Washington State)
33	Kwami Jones	DE	6-2	250	Sr.	4th	San Francisco, Calif. (Serra/College of San Mateo)
34	Kyvin Carroll	LB	5-11	248	Fr.	1st	Bryant, Ark. (Benton)
34	Zion Echols	RB	5-9	185	Jr.	4th	Covina, Calif. (Charter Oak /Cal/Mt. San Antonio)
35	Malachi Langley	LB	6-0	230	Fr.	1st	Los Angeles, Calif. (Pasadena)
36	Cade Fuller	P	6-2	200	Fr.	1st	Fountain Valley, Calif. (Servite)
37	Asa Fuller	K	6-2	220	So.	3rd	Fountain Valley, Calif. (Servite)
38	Bralyn Lux	DB	5-9	170	Fr.	1st	Sunnyvale, Calif. (King's Academy)
39	Jason Diaz Jr.	DB	5-10	170	Jr.	4th	Fresno, Calif. (Clovis West/San Jose CC)
39	Mateo Thompson	K	5-7	160	RJr.	4th	Murrieta, Calif. (Murrieta Mesa/Saddleback JC)
40	Nikko Thomas	DL	6-4	230	Jr.	3rd	Portland, Ore. (American River CC)
41	Dorzel Hicks	LB	5-10	222	Sr.	4th	Sacramento, Calif. (Grant/College of San Mateo)
42	Richard Cage	LB	6-1	220	RSo.	3rd	Corona, Calif. (Eleanor Roosevelt)
43	Alex Dumais	DL	6-3	285	RFr.	2nd	Montreal, Canada (St. Paul-CA)
44	Leevel' Tatum III	DE	6-1	250	Jr.	4th	Fresno, Calif. (Edison/UNLV)
45	Kurtis Brown	DL	6-1	290	RSo.	3rd	Bakersfield, Calif. (Liberty/Arizona)



45	Carson King	P
11	Sherwin King Jr.	LB
62	Matt Kjeldgaard	OL
18	Nate Lamb	QB
35	Malachi Langley	LB
91	Matt Lawson	DT
38	Bralyn Lux	DB
20	Myles Martin	DB
99	Ricky McCoy	DL
19	Blaze McKibbin	QB
22	Jordan Mims	RB
15	Arron Mosby	LB
52	Netane Muti	OL
25	Bryson Oglesby	DB
82	Micah Pasion	TE
87	Raymond Pauwels Jr.	TE
55	Leonard Payne Jr.	DL
17	Deonte Perry	DB
94	David Perales	DL
27	Zane Pope	WR
55	Cody Pound	OL
11	Jorge Reyna	QB
16	Jared Rice	TE
29	Justin Rice	LB
57	Tanner Rice	LB
20	Ronnie Rivers	RB
80	Juan Rodriguez	TE
22	Deshawn Ruffin	DB
50	Tyrone Sampson Jr.	OL
26	Mathew Sanchez	DB
54	Bula Schmidt	OL
28	Cesar Silva	K
59	Matt Smith	OL
89	Duncan Smith	TE
7	Reggie Strong	DB
15	Cam Sutton	TE
84	David Tate Jr.	TE
44	Leevel Tatum III	DL
40	Nikko Thomas	DL
39	Mateo Thompson	K
86	Jared Torres	TE
74	Clive Truschel	OL
65	Syrus Tuitele	OL
78	Osmar Velez	OL
3	Mykal Walker	LB
19	Colby Warkentin	DL
53	Jacob Westberry	LS
1	Keric Wheatfall	WR
32	Evan Williams	DB
30	Khai Williams	RB
54	Patrick Williams Jr.	LS
66	Quireo Woodley	OL
6	Ben Wooldridge	QB
31	Andrew Wright	DE
13	Rodney Wright III	WR

45	Carson King	P	6-0	190	RFr.	2nd	Livermore, Calif. (Freedom)
47	Blake Cusick	P	6-2	185	Sr.	5th	Monrovia, Calif. (Monrovia)
48	Jacob Hollins	LB	6-1	215	So.	2nd	San Jose, Calif. (Central/Illinois)
49	Tanner Blount	LB	6-0	210	Fr.	1st	Clovis, Calif. (Buchanan)
50	Tyrone Sampson Jr.	OL	6-2	308	RFr.	2nd	Detroit, Mich. (East English Village Prep)
51	Alex Cruz	DE	6-2	240	So.	3rd	Concord, Calif. (Concord)
51	Jace Fuamatu	OL	6-3	295	RFr.	2nd	Bellflower, Calif. (St. John Bosco)
52	Netane Muti	OL	6-3	307	Jr.	4th	Wahiawa, Hawai'i (Leilehua)
53	Jacob Westberry	LS	6-3	255	Jr.	4th	Bradenton, Fla. (Saint Stephen's Episcopal)
53	Travis Hansen	OL	6-0	270	Fr.	1st	Tempe, Ariz. (Paraclete)
54	Bula Schmidt	OL	6-1	295	Fr.	1st	Wahiawa, Hawai'i (O'Dea [Wash.]
54	Patrick Williams Jr.	LS	6-3	205	Jr.	4th	Vacaville, Calif. (Vacaville HS)
55	Leonard Payne Jr.	DL	6-2	295	RFr.	2nd	Downey, Calif. (St. Pius X-St. Matthias Academy)
55	Cody Pound	OL	6-4	290	Sr.	5th	Durham, Calif. (Durham/Butte College)
56	Zack Geig	OL	6-0	290	Fr.	1st	Salinas, Calif. (Valley Christian)
57	Tanner Rice	LB	5-11	220	Jr.	4th	Clovis, Calif. (Clovis)
58	Dante Adkins Jr.	OL	6-3	287	Fr.	1st	Lancaster, Calif. (Highland)
59	Matt Smith	OL	5-11	285	Jr.	4th	Long Beach, Calif. (St. John Bosco)
62	Matt Kjeldgaard	OL	6-2	295	RFr.	2nd	Oakdale, Calif. (Oakdale)
65	Syrus Tuitele	OL	6-6	300	Jr.	3rd	Chico, Calif. (Pleasant Valley)
66	Quireo Woodley	OL	6-4	308	RSo.	3rd	Murrieta, Calif. (Murrieta Valley)
70	Tim Anderson	OL	6-5	270	Jr.	3rd	Mission Viejo, Calif. (Capistrano/Saddleback College)
71	Marc-David Bien-Aime	OL	6-5	350	RFr.	2nd	Montreal, Canada (Montmorency College)
72	Dontae Bull	OL	6-6	324	So.	3rd	Victoria, Canada (Belmont Secondary)
73	Elijah Carson	OL	6-8	303	Fr.	1st	San Diego, Calif. (Morse)
74	Clive Truschel	OL	6-3	274	R-Fr.	2nd	Clovis, Calif. (Clovis West)
75	Alex Akingbulu	OL	6-5	285	Jr.	4th	Carson, Calif. (UCLA)
77	Nick Abbs	OL	6-5	295	Sr.	4th	Portland, Ore. (Greshman/Fresno City College)
78	Osmar Velez	OL	6-1	295	Fr.	1st	Lost Hills, Calif. (Wasco)
79	Nick Aibuedefe	OL	6-4	285	Sr.	5th	Sacramento, Calif. (Capital Christian)
80	Juan Rodriguez	TE	6-2	240	Jr.	4th	Portola, Calif. (Portola/Butte College)
81	Ricardo Arias	TE	6-1	219	RFr.	2nd	Fresno, Calif. (Clovis West)
82	Micah Pasion	TE	6-3	209	Fr.	1st	Ewa Beach, Hawai'i (Kamehameha)
84	David Tate Jr.	TE	6-2	225	Jr.	4th	Fresno, Calif. (Edison/UNLV)
85	Erik Brooks	WR	5-7	165	RFr.	2nd	Corona, Calif. (Roosevelt)
86	Jared Torres	TE	6-5	245	RFr.	2nd	Visalia, Calif. (El Diamante)
87	Raymond Pauwels Jr.	TE	6-4	245	Jr.	3rd	Litchfield, Ariz. (Millennium/Glendale College)
89	Duncan Smith	TE	6-4	230	Fr.	1st	Burbank, Calif. (Burbank)
90	Kevin Atkins	DT	6-2	295	Jr.	4th	Murrieta, Calif. (Vista Murrieta)
91	Matt Lawson	DT	6-0	295	RFr.	2nd	Ontario, Calif. (Colony)
93	Jasad Haynes	DT	6-1	285	Sr.	5th	Fresno, Calif. (Clovis North)
94	David Perales	DL	6-3	233	Jr.	3rd	Merced, Calif. (Merced/Sacramento State)
98	Keiti Iakopo	DT	5-11	290	Sr.	4th	Santa Ana, Calif. (Fountain Valley/Golden West College)
99	Ricky McCoy	DL	6-2	303	Sr.	5th	Fresno, Calif. (Roosevelt/Washington)

Coaching Staff

- Jeff Tedford – Head Coach
- Ryan Grubb – Offensive Coordinator/Offensive Line/Associate Head Coach
- Bert Watts – Defensive Coordinator/Assistant Head Coach
- Jamie Christian – Running Backs Coach/Special Teams Coordinator
- Danny Langsdorf – Quarterbacks Coach/Passing Game Coordinator
- Kirby Moore – Wide Receivers Coach
- Will Plemons – Defensive Line Coach
- Roman Sapolu – Assistant Offensive Line Coach
- Kenwick Thompson – Linebackers Coach/Defensive Running Game Coordinator
- Scott Thompson – Tight Ends Coach
- J.D. Williams – Defensive Backs Coach/Defensive Passing Game Coordinator
- James Bailey – Defensive Quality Control
- Brad Vonnahme – Offensive Analyst
- Michael Barton – Defensive Graduate Assistant
- Blake Gonzalez – Offensive Graduate Assistant
- Matt Lea – Defensive Graduate Assistant
- Tyson Prince – Offensive Graduate Assistant
- Stephen Babagian – Student Assistant
- Maamaloa Mafi – Student Assistant



DEPTH CHART

OFFENSE

Quarterback

- 11 Jorge Reyna (6-0, 215, Sr.)
- 6 Ben Wooldridge (6-2, 206, RFr.)

Running Back

- 20 Ronnie Rivers (5-8, 183, Jr.)
- 9 Josh Hokit (6-1, 225, Sr.)

Left Tackle

- 72 Dontae Bull (6-6, 324, So.)
- or 75 Alex Akingbulu (6-5, 285, Jr.)

Left Guard

- 51 Jace Fuamatu (6-3, 295, RFr.)
- 77 Nick Abbs (6-5, 295, Sr.)

Center

- 50 Tyrone Sampson Jr. (6-2, 308, RFr.)
- 54 Bula Schmidt (6-1, 295, Fr.)

Right Guard

- 66 Quireo Woodley (6-4, 308, RSo.)
- 77 Nick Abbs (6-5, 295, Sr.)

Right Tackle

- 65 Syrus Tuitele (6-6, 300, Jr.)
- or 72 Dontae Bull (6-6, 324, So.)

Wide Receiver

- 7 Derrion Grim (6-1, 195, Sr.)
- 1 Keric Wheatfall (6-1, 179, Jr.)

Wide Receiver

- 4 Emoryie Edwards (5-11, 193, RFr.)
- 5 Jalen Cropper (6-0, 155, Fr.)

Wide Receiver

- 27 Zane Pope (6-2, 195, So.)
- 3 Jamal Glaspie (6-1, 178, Fr.)

Tight End

- 16 Jared Rice (6-5, 243, Sr.)
- 15 Cam Sutton (6-6, 226, Sr.)
- 80 Juan Rodriguez (6-2, 240, Jr.)

DEFENSE

End

- 3 Mykal Walker (6-3, 230, Sr.)
- 51 Alex Cruz (6-2, 240, So.)

Tackle

- 98 Keiti Iakopo (5-11, 290, Sr.)
- 99 Ricky McCoy (6-2, 303, Sr.)

Tackle

- 90 Kevin Atkins (6-2, 295, Jr.)
- 43 Alex Dumais (6-3, 285, RFr.)

End

- 44 Leevel Tatum III (6-1, 250, Jr.)
- 33 Kwami Jones (6-2, 250, Sr.)

Linebacker

- 6 Levelle Bailey (6-2, 200, Fr.)
- 11 Sherwin King Jr. (5-11, 210, RFr.)

Linebacker

- 29 Justin Rice (6-2, 225, RJr.)
- 41 Dorrzel Hicks (5-10, 222, Sr.)

Linebacker

- 15 Arron Mosby (6-4, 230, Jr.)
- 16 Rian Fields (6-5, 201, RFr.)

Cornerback

- 8 Chris Coleman (5-11, 186, So.)
- 26 Randy Jordan (5-9, 170, Fr.)

Strong Safety

- 23 Juju Hughes (5-11, 188, Sr.)
- 25 Bryson Oglesby (5-11, 205, Sr.)

Free Safety

- 4 Wylan Free (6-2, 185, So.)
- or 32 Evan Williams (6-0, 195, Fr.)

Cornerback

- 14 Jaron Bryant (6-1, 185, Sr.)
- 2 Chris Gaston (6-1, 183, So.)

SPECIAL TEAMS

Place Kicker

- 28 Cesar Silva (5-11, 185, Jr.)
- 37 Asa Fuller (6-2, 220, So.)

Punter

- 47 Blake Cusick (6-2, 185, Sr.)
- 45 Carson King (6-0, 190, RFr.)

Long Snapper

- 53 Jacob Westberry (6-3, 255, Jr.)
- 54 Patrick Williams Jr. (6-3, 205, Jr.)

Holder

- 47 Blake Cusick (6-2, 185, Sr.)
- 11 Jorge Reyna (6-0, 215, Sr.)

Kick Returner

- 8 Chris Coleman (5-11, 186, So.)
- 2 Patrick Elima-Jeune (6-0, 194, So.)
- 5 Jalen Cropper (6-0, 155, Fr.)
- 7 Derrion Grim (6-1, 195, Sr.)

Punt Returner

- 20 Ronnie Rivers (5-8, 183, Jr.)
- 27 Zane Pope (6-2, 191, So.)

Pronunciation Guide

Nick Aibuedefe.....	Ab-U-deaf-eh	Matt Kjeldgaard.....	kill-guard
Alex Akingbulu.....	ah-King-Boo-Lu	Keiti Iakopo.....	K-T yah-Ko-Po
Levelle Bailey.....	luh-Vell	Malachi Langley.....	Mal-uh-Ky
Marc-David Bein-Aime.....	Be-N-ah-me	Netane Muti.....	Nuh-tahn-E, Moo-T
Devo Bridges.....	Dee-voh	Micah Pasion.....	Puh-shawn
Jaron Bryant.....	Jair-un	Deonte Perry.....	Dee-On-teh
Kyvin Carroll.....	Ky-vin	Jorge Reyna.....	HOR-hay, RAIN-uh
Alex Dumais.....	Do-may	Leevel Tatum III.....	Lee-velle
Emoryie Edwards.....	e-more-E-A	Syrus Tuitele.....	Two-tell-E
Patrick Elima-Jeune.....	e-Lee-ma June	Clive Truschel.....	true-shell
Wylan Free.....	Way-lynn	Colby Warkentin.....	work-N-tin
Jace Fuamatu.....	foo-a-mah-to	Keric Wheatfall.....	Care-ick
Zack Geig.....	Gig	Quireo Woodley.....	Keer-E-O
Derrion Grim.....	Dare-E-On		
Josh Hokit.....	Ho-kit	Roman Sapolu.....	sap-Oh-lu
Saevion Johnson.....	Say-V-on	Brad Vonnahme.....	Va-Nom-E



SCHEDULE/FUTURES

2019 BULLDOG FOOTBALL SCHEDULE (ALL TIMES PACIFIC)

	31	at USC		L, 31-23	
September	7	Minnesota		L, 38-35 ^{20T}	
	21	Sacramento State		W, 34-20	
	28	at New Mexico State		W, 34-20	
October	12	at Air Force*		L, 43-24	
	18	UNLV*		W, 56-27	
	26	Colorado State*		L, 41-31	
November	2	at Hawai'i*		W, 41-38	
	9	Utah State*		L, 37-35	
	15	at San Diego State*		6:30 p.m.	
	23	Nevada*		7:30 p.m.	
	30	at San Jose State*		TBA	

BULLDOG FOOTBALL CHANNEL FINDER...

AT&T UVERSE
 CBS Sports Network 643, 1643
 ESPN: 602, 1602
 ESPN2: 606, 1606
 ESPNEWS: 604, 1604
 ESPNU: 605, 1605
 MyCV [KAIL-TV]: 53, 1053

COMCAST (FRESNO MARKET)
 CBS Sports Network: 418, 732
 ESPN: 32, 724
 ESPN2: 33, 725
 ESPNEWS: 402, 726
 ESPNU: 420, 788
 MyCV [KAIL-TV]: 13, 713

DIRECTV
 CBS Sports Network: 221
 ESPN: 206
 ESPN2: 209
 ESPNEWS: 207
 ESPNU: 208
 MyCV [KAIL-TV]: 53

DISH NETWORK
 CBS Sports Network: 158
 ESPN: 140
 ESPN2: 144
 ESPNEWS: 142
 ESPNU: 141
 MyCV [KAIL-TV]: 53

ESPN Networks: Means ESPN must alert the two schools associated no less than 12 days before the designated game day what time kick off will be and what platform it will be distributed on (ESPN, ESPN2, ESPNews, ESPNU or ESPN3).

The Mountain West Championship game will take place on December 7 featuring the two divisional champions.

Indicators

* conference game

FUTURE BULLDOG FOOTBALL SCHEDULES

2020		2021		2022		2023			
Date	Opponent	Date	Opponent	Date	Opponent				
S5	Idaho State	Fresno, CA	S4	at Oregon	Eugene, OR	S3	Sacramento State	Fresno, CA	Sept. 2 -- at Purdue
S12	at Colorado	Boulder, CO	S11	Cal Poly	Fresno, CA	S10	Oregon State	Fresno, CA	Sept. 16 -- at Arizona State
O10	at Texas A&M	College Station, TX	S18	at UCLA	Los Angeles, CA	S17	USC	Los Angeles, CA	
O17	New Mexico State	Fresno, CA	TBD	TBD	TBD	TBD	TBD	TBD	2024
	Air Force*	Fresno, CA		Boise State*	Fresno, CA		Hawai'i*	Fresno, CA	Aug. 31 -- at Oregon State
	Hawai'i*	Fresno, CA		Nevada*	Fresno, CA		San Diego State*	Fresno, CA	Sept. 14 -- at UCLA
	San Diego State*	Fresno, CA		UNLV*	Fresno, CA		San Jose State*	Fresno, CA	2025
	San Jose State*	Fresno, CA		New Mexico*	Fresno, CA		Wyoming*	Fresno, CA	Aug. 30 -- at USC
	at Colorado State*	Fort Collins, CO		at Hawai'i*	Honolulu, HI		at Boise State*	Boise, ID	
	at Nevada*	Reno, NV		at San Diego State*	San Diego, CA		at Nevada*	Reno, NV	
	at UNLV*	Las Vegas, NV		at San Jose State*	San Jose, CA		at UNLV*	Las Vegas, NV	
	at Utah State*	Logan, UT		at Wyoming*	Laramie, WY		at New Mexico*	Albuquerque, NM	

* = Mountain West game

All future conference game dates are TBD



2019 FRESNO STATE STATISTICS

2019 SCHEDULE/RESULTS

Table with 8 columns: Date, Opponent, Result, Score, Overall, Conference, Time, Attend. Lists games from Aug 31 to Nov 30, 2019.

* MW game

TEAM STATISTICS

Table with 3 columns: TEAM STATISTICS, Fresno St., OPP. Includes categories like SCORING, FIRST DOWNS, RUSHING YARDAGE, PASSING YARDAGE, etc.

Score by Quarters table with columns: 1st, 2nd, 3rd, 4th, OT, Total. Rows for FS and Opponents.

FIELD GOALS table with columns: FGM-FGA Pct., 01-19, 20-29, 30-39, 40-49, 50-59, Lg, Blk. Row for SILVA, Cesar.

FG SEQUENCE table with columns: Fresno St., Opponents. Lists field goal sequences for various opponents.

(parenthesis indicate field goal was made)

PUNTING table with columns: No., Yds, Avg., Long, TB, FC, 120, 50+. Rows for CUSICK, Blake and Opponents.

KICKOFFS table with columns: No., Yds, Avg., TB, OB, Retn, Net, YdLn. Rows for FULLER, Asa and SILVA, Cesar.

PUNT RETURNS table with columns: No., Yds, Avg., TD, Long. Row for RIVERS, Ronnie.

KICK RETURNS table with columns: No., Yds, Avg., TD, Long. Lists kick return statistics for multiple players.



2019 FRESNO STATE STATISTICS

RUSHING table with columns: G, Att, Gain, Loss, Net, Avg, TD, Long, Avg/G. Rows include RIVERS, Ronnie; CROPPER, Jalen; REYNA, Jorge; HOKIT, Josh; GRIM, Derrion; SUTTON, Cam; JOHNSON, S.; ECHOLS, Zion; POPE, Zane; Total; Opponents.

PASSING table with columns: G, Effic, Comp-Att-Int, Pct, Yds, TD, Long, Avg/G. Rows include REYNA, Jorge; CROPPER, Jalen; HOKIT, Josh; Total; Opponents.

RECEIVING table with columns: G, No., Yards, Avg, TD, Long, Avg/G. Rows include POPE, Zane; RIVERS, Ronnie; RICE, Jared; EDWARDS, E.; GRIM, Derrion; HOKIT, Josh; CROPPER, Jalen; WHEATFALL, K.; COLEMAN, Chris; SUTTON, Cam; GLASPIE, Jamal; RODRIGUEZ, Juan; BROOKS, Erik; Total; Opponents.

FUMBLE RETURNS table with columns: No., Yds, Avg, TD, Long. Rows include RICE, Justin; Total; Opponents.

INTERCEPTIONS table with columns: No., Yds, Avg, TD, Long. Rows include RICE, Justin; HUGHES, Juju; FREE, Wylan; MOSBY, Arron; WILLIAMS, Evan; BAILEY, Levelle; BRYANT, Jaron; Total; Opponents.

SCORING table with columns: TD, FGs, Kick, Rush, Rcv, Pass, DPX, Saf, Pts. Includes a sub-section for PATs. Rows include RIVERS, Ronnie; SILVA, Cesar; HOKIT, Josh; GRIM, Derrion; RICE, Jared; CROPPER, Jalen; REYNA, Jorge; POPE, Zane; EDWARDS, E.; COLEMAN, Chris; FREE, Wylan; RICE, Justin; FULLER, Asa; Total; Opponents.

TOTAL OFFENSE table with columns: G, Plays, Rush, Pass, Total, Avg/G. Rows include REYNA, Jorge; RIVERS, Ronnie; CROPPER, Jalen; HOKIT, Josh; GRIM, Derrion; SUTTON, Cam; JOHNSON, S.; WOOLDRIDGE, B.; ECHOLS, Zion; TEAM; Total; Opponents.

ALL PURPOSE G table with columns: Rush, Rec, PR, KOR, IR, Tot, Avg/G. Rows include RIVERS, Ronnie; CROPPER, Jalen; GRIM, Derrion; POPE, Zane; HOKIT, Josh; WHEATFALL, K.; REYNA, Jorge; COLEMAN, Chris; EDWARDS, E.; RICE, Jared; SUTTON, Cam; ELIMA-JEUNE, P.; FREE, Wylan; ECHOLS, Zion; GLASPIE, Jamal; RODRIGUEZ, Juan; PERRY, Deonte; HUGHES, Juju; JOHNSON, S.; MOSBY, Arron; BAILEY, Levelle; WOOLDRIDGE, B.; BROOKS, Erik; Total; Opponents.



2019 FRESNO STATE STATISTICS

DEFENSIVE LEADERS	GP	Tackles			TFL/Yds	Sacks		Pass Def			Fumbles		Blkd	
		Solo	Ast	Total		No.-Yards	Int-Yds	BrUp	QBH	Rev-Yds	FF	Kick	Saf	
RICE, Justin	9	47	38	85	4.5-26	2.0-22	2-0	7	1	2-18	4	.	.	
WALKER, Mykal	9	45	30	75	7.5-23	1.5-6	.	2	2	1-0	.	.	.	
HUGHES, Juju	9	35	28	63	.	.	2-32	7	
MOSBY, Arron	9	28	25	53	4.0-11	.	1-16	4	.	.	2	.	.	
FREE, Wylan	9	26	27	53	.	.	2-104	1	.	1-0	.	.	.	
BRYANT, Jaron	9	32	15	47	2.0-7	.	1-0	7	.	1-0	.	.	.	
BAILEY, Levelle	9	13	17	30	6.0-19	1.0-5	1-9	2	.	1-0	.	.	.	
ATKINS, Kevin	9	13	10	23	4.0-17	2.0-14	.	1	1	.	1	1	.	
IAKOPO, Keiti	9	10	12	22	3.5-13	.	.	1	2	.	1	.	.	
WILLIAMS, Evan	8	16	4	20	.	.	1-0	1	
JOHNSON, Isaiah	8	13	5	18	4.5-11	2.0-9	.	.	1	1-0	.	.	.	
GASTON, Chris	5	14	4	18	.	.	.	2	
CRUZ, Alex	8	5	11	16	1-0	.	.	.	
DUMAIS, Alex	8	6	5	11	4.5-15	1.0-8	1	.	.	
COLEMAN, Chris	9	11	.	11	.	.	.	1	
MCCOY, Ricky	9	8	2	10	2.0-2	.	.	3	1	
TATUM III, L.	9	4	6	10	1.0-4	0.5-3	
JORDAN, Randy	7	8	1	9	.	.	.	2	
RUFFIN, Deshawn	3	7	1	8	
WRIGHT, Andrew	6	3	5	8	.	.	.	1	
HICKS, Dorrzel	8	4	3	7	
JONES, Kwami	1	5	1	6	1.5-6	1.0-5	

DEFENSE GAME-BY-GAME

TACKLES	TOTAL	USC	Minn	Sac St	NMST	AF	UNLV	CSU	UH	USU	SDSU	Nev	SJSU
RICE, Justin	85	4-6	5-6	5-1	2-8	6-7	8-2	9-2	6-1	2-5	.	.	.
WALKER, Mykal	75	7-8	4-5	2-3	4-5	5-6	9-0	4-1	6-0	4-2	.	.	.
HUGHES, Juju	63	7-4	2-3	1-2	2-5	2-8	6-1	4-0	7-3	4-2	.	.	.
MOSBY, Arron	53	5-0	3-2	1-1	2-7	2-7	4-3	7-1	1-2	3-2	.	.	.
FREE, Wylan	53	2-6	7-2	1-2	3-3	2-11	4-2	5-1	2-0	-	.	.	.
BRYANT, Jaron	47	2-3	1-1	6-2	4-1	1-4	3-1	6-2	4-1	5-0	.	.	.
BAILEY, Levelle	30	0-1	3-4	-	1-6	-	3-0	3-2	1-0	2-4	.	.	.
ATKINS, Kevin	23	1-1	4-1	2-0	0-2	1-3	2-0	0-1	-	3-2	.	.	.
IAKOPO, Keiti	22	-	3-3	2-2	0-3	-	2-1	3-0	0-1	0-2	.	.	.
WILLIAMS, Evan	20	1-0	-	DNP	-	-	-	0-1	7-2	8-1	.	.	.
GASTON, Chris	18	9-3	0-1	DNP	DNP	DNP	DNP	-	1-0	4-0	.	.	.
JOHNSON, Isaiah	18	-	2-2	2-0	1-2	4-1	2-0	1-0	1-0	DNP	.	.	.
CRUZ, Alex	16	0-2	1-2	1-1	0-1	2-5	1-0	-	-	DNP	.	.	.
DUMAIS, Alex	11	DNP	-	1-0	1-1	4-3	-	-	-	0-1	.	.	.
COLEMAN, Chris	11	-	-	-	3-0	2-0	2-0	2-0	-	2-0	.	.	.
MCCOY, Ricky	10	2-0	-	0-1	-	-	1-0	2-1	1-0	2-0	.	.	.
TATUM III, L.	10	1-1	-	0-1	0-2	1-2	-	-	1-0	1-0	.	.	.

(solo tackle - assisted tackle)



2019 FRESNO STATE STATISTICS

RUSHING	No-Yds/TD	USC	Minn	Sac St	NMST	AF	UNLV	CSU	UH	USU	SDSU	Nev	SJSU
RIVERS, Ronnie	126-655/11	14-53/0	15-76/0	11-37/1	13-42/0	9-45/1	14-51/2	14-146/2	19-103/2	17-102/3			
CROPPER, Jalen	22-357/3	4-39/0	-	3-18/0	5-118/1	-	2-91/0	2-13/0	2-61/1	4-17/1			
REYNA, Jorge	75-262/2	20-88/0	11--19/1	11-36/0	4-3/0	2--13/0	4-47/1	7-6/0	11-96/0	5-18/0			
HOKIT, Josh	58-226/9	-	1-0/0	12-72/2	13-44/1	3-10/0	7-33/3	6-24/2	8-30/0	8-13/1			
GRIM, Derrion	4-49/0	-	-	-	3-32/0	1-17/0	-	-	-	-			
SUTTON, Cam	2-34/0	1-27/0	-	-	-	-	-	-	-	1-7/0			
JOHNSON, S.	4-26/0	DNP	DNP	-	-	-	4-26/0	-	-	-			
WOOLDRIDGE, B.	1-8/0	DNP	DNP	DNP	DNP	DNP	1-8/0	DNP	DNP	DNP			
ECHOLS, Zion	3-5/0	DNP	DNP	DNP	DNP	DNP	3-5/0	DNP	DNP	-			
POPE, Zane	1-0/0	-	-	1-0/0	-	-	-	-	-	-			

RECEIVING	No-Yds/TD	USC	Minn	Sac St	NMST	AF	UNLV	CSU	UH	USU	SDSU	Nev	SJSU
POPE, Zane	38-397/1	4-41/0	5-68/0	6-72/0	3-14/0	4-43/0	4-31/0	1-9/0	5-58/1	6-61/0			
GRIM, Derrion	17-289/3	2-86/1	5-82/0	2-14/1	3-21/0	1-4/1	2-60/0	1-17/0	1-5/0	-			
WHEATFALL, K.	11-248/0	-	DNP	3-98/0	1-10/0	1-13/0	4-86/0	1-22/0	DNP	1-19/0			
EDWARDS, E.	18-190/1	DNP	DNP	DNP	8-70/0	4-73/1	1-2/0	4-34/0	1-11/0	-			
CROPPER, Jalen	12-189/0	-	-	2-11/0	1-14/0	1-8/0	-	2-7/0	3-62/0	3-87/0			
RIVERS, Ronnie	24-172/2	4-23/0	5-48/2	3-6/0	-	2-5/0	2-6/0	4-42/0	2-23/0	2-19/0			
COLEMAN, Chris	9-158/1	3-71/1	3-33/0	3-54/0	-	-	-	-	-	-			
RICE, Jared	19-154/3	3-11/0	1-14/1	2-9/0	1-0/0	3-14/0	1-12/1	2-19/0	4-46/1	2-29/0			
SUTTON, Cam	6-112/0	-	1-8/0	-	-	2-42/0	1-25/0	2-37/0	-	-			
HOKIT, Josh	14-96/1	3-24/0	1-10/0	3-22/1	1-1/0	2-7/0	-	2-3/0	1-14/0	1-15/0			
GLASPIE, Jamal	6-79/0	-	1-14/0	-	2-17/0	-	-	1-10/0	1-5/0	1-33/0			
RODRIGUEZ, Juan	4-37/0	-	2-11/0	2-26/0	DNP	-	-	-	-	-			
BROOKS, Erik	1-7/0	DNP	-	-	DNP	DNP	1-7/0	-	DNP	DNP			

PASSING

#10 REYNA	Att.	Comp	Int	Pct	Yards	TD	Long	Sack	Yds	Effic
USC	39	19	1	48.7	256	2	52	3	18	115.7
Minnesota	35	24	2	68.6	288	3	25	4	26	154.5
Sacramento State	39	26	0	66.7	312	2	46	3	12	150.8
New Mexico State	31	20	0	64.5	147	0	17	1	7	104.3
Air Force	27	20	1	74.1	209	2	39	1	10	156.1
UNLV	23	16	0	69.6	229	1	53	0	0	167.5
Colorado State	37	20	2	54.1	200	0	37	2	14	88.6
Hawai'i	27	17	0	63.0	188	1	48	0	0	133.7
USU	20	16	0	80.0	263	0	45	1	4	190.5
TOTALS	278	178	6	64.0	2092	11	53	15	91	136.0

PUNT RET	No-Yds	USC	Minn	Sac St	NMST	AF	UNLV	CSU	UH	USU	SDSU	Nev	SJSU
RIVERS, Ronnie	8-85	-	-	3-27	1-0	-	1-19	2-27	-	1-12			

KICK RET	No-Yds	USC	Minn	Sac St	NMST	AF	UNLV	CSU	UH	USU	SDSU	Nev	SJSU
GRIM, Derrion	8-132	2-39	2-29	-	-	2-30	2-34	-	-	-			
ELIMA-JEUNE, P.	6-107	-	-	2-37	-	1-21	1-14	2-35	-	-			
CROPPER, Jalen	4-89	-	-	-	-	-	-	2-39	1-32	1-18			
ECHOLS, Zion	4-75	DNP	DNP	DNP	DNP	DNP	-	DNP	DNP	4-75			
COLEMAN, Chris	4-69	-	-	-	-	-	-	3-50	1-19	-			
WHEATFALL, K.	1-35	1-35	DNP	-	-	-	-	-	DNP	-			
PERRY, Deonte	1-33	-	DNP	DNP	-	DNP	1-33	-	DNP	DNP			
SUTTON, Cam	1-4	-	-	-	-	-	-	-	1-4	-			

INT RET	No-Yds	USC	Minn	Sac St	NMST	AF	UNLV	CSU	UH	USU	SDSU	Nev	SJSU
HUGHES, Juju	2-32	-	-	-	-	-	1-32	1-0	-	-			
FREE, Wylan	2-104	-	-	-	2-104	-	-	-	-	-			
RICE, Justin	2-0	1-0	-	-	1-0	-	-	-	-	-			
BAILEY, Levelle	1-9	-	-	-	-	-	1-9	-	-	-			
WILLIAMS, Evan	1-0	-	-	DNP	-	-	-	-	1-0	-			
MOSBY, Arron	1-16	-	-	-	-	-	1-16	-	-	-			
BRYANT, Jaron	1-0	1-0	-	-	-	-	-	-	-	-			



2019 FRESNO STATE STATISTICS

TFLs	UA-A	Tot	USC	Minn	Sac St	NMST	AF	UNLV	CSU	UH	USU	SDSU	Nev	SJSU
WALKER, Mykal	6-3	7.5	1.0-5	-	0.5-1	1.0-5	1.0-1	1.0-1	2.0-7	1.0-3	-	-	-	-
BAILEY, Levelle	4-4	6.0	-	2.5-8	-	2.0-6	-	-	1.0-5	-	0.5-0	-	-	-
RICE, Justin	4-1	4.5	1.0-14	-	1.0-2	0.5-0	-	-	1.0-2	1.0-8	-	-	-	-
JOHNSON, Isaiah	4-1	4.5	-	2.0-4	1.0-6	1.5-1	-	-	-	-	DNP	-	-	-
DUMAIS, Alex	4-1	4.5	DNP	-	1.0-8	1.0-2	2.0-4	-	-	-	0.5-1	-	-	-
MOSBY, Arron	4-0	4.0	-	1.0-1	-	-	-	-	2.0-6	-	1.0-4	-	-	-
ATKINS, Kevin	3-2	4.0	-	2.0-14	1.0-2	0.5-0	-	-	-	-	0.5-1	-	-	-
IAKOPO, Keiti	2-3	3.5	-	0.5-1	1.0-6	1.0-2	-	1.0-4	-	-	-	-	-	-
BRYANT, Jaron	2-0	2.0	-	-	1.0-3	-	-	-	1.0-4	-	-	-	-	-
MCCOY, Ricky	2-0	2.0	1.0-1	-	-	-	-	-	-	-	1.0-1	-	-	-
JONES, Kwami	1-1	1.5	DNP	DNP	DNP	DNP	DNP	DNP	DNP	DNP	1.5-6	-	-	-

SACKS	UA-A	Tot	USC	Minn	Sac St	NMST	AF	UNLV	CSU	UH	USU	SDSU	Nev	SJSU
ATKINS, Kevin	2-0	2.0	-	2.0-14	-	-	-	-	-	-	-	-	-	-
JOHNSON, Isaiah	2-0	2.0	-	1.0-3	1.0-6	-	-	-	-	-	DNP	-	-	-
RICE, Justin	2-0	2.0	1.0-14	-	-	-	-	-	-	1.0-8	-	-	-	-
WALKER, Mykal	1-1	1.5	-	-	-	0.5-4	-	-	1.0-2	-	-	-	-	-
JONES, Kwami	1-0	1.0	DNP	DNP	DNP	DNP	DNP	DNP	DNP	DNP	1.0-5	-	-	-
DUMAIS, Alex	1-0	1.0	DNP	-	1.0-8	-	-	-	-	-	-	-	-	-
BAILEY, Levelle	1-0	1.0	-	1.0-5	-	-	-	-	-	-	-	-	-	-
TATUM III, L.	0-1	0.5	-	-	-	0.5-3	-	-	-	-	-	-	-	-

LONG PLAYS (20 OR MORE YARDS)

	FS Long Plays			Opponent Long Plays		
	Rush	Pass	Total	Rush	Pass	Total
USC	2	4	6	2	2	4
Minnesota	0	5	5	0	2	2
Sacramento St.	1	6	7	0	3	3
New Mexico St.	2	0	2	1	3	4
Air Force	1	2	3	1	2	3
UNLV	2	4	6	1	3	4
Colorado St.	3	3	6	2	4	6
Hawaii	2	3	5	2	3	5
Utah State	1	4	5	2	5	7
San Diego State						
Nevada						
San Jose State						
Totals	14	31	45	11	27	38

DRIVE SUPERLATIVES

	Fresno State	Opponent
Most Plays (Result)	13 - 2x	17 (game expired) - AFA
Most Yards (Result)	93 (TD) - SAC	86 (TD) - USU
Most Time (Result)	6:37 (TD) - USU	11:14 (game expired) - AFA

FRESNO STATE POINTS OFF TURNOVERS

Game	TOs Gained	TDs	FG	Pts	FS (Fumbles Lost/INT)
USC	4 (2 INT/2 FR)	0	2	6	3 (1 INT/2 FL)
Minnesota	3 (3 FR)	2	0	15	2 (2 INT)
Sac St.	1 (1 FR)	0	0	0	2 (2 FL)
NMST	3 (3 INT)	1	1	10	1 (1 FL)
Air Force	- 0 -	-	-	-	1 (1 INT)
UNLV	5 (3 INT/2 FR)	4	0	28	0
Colorado St.	1 (1 INT)	0	0	0	2 (2 INT)
Hawaii	1 (1 INT)	1	0	7	2 (2 FL)
Utah St.	- 0 -	-	-	-	0
San Diego St.					
Nevada					
San Jose State					
Totals	18 (10 INT/8 FR)	8	3	66	13 (6 INT/7 FL)
Opponents	13 (6 INT/7 FR)	6	1	44	

GAME-OPENING DRIVES

Opponent	[---Fresno State---]			[----- Opponent -----]		
	Pts.	1st Dwns	Yds.	Pts.	1st Dwns	Yds
USC	0	1	22	7	6	81
Minnesota	0 (missed FG)	3	46	7	5	75
Sacramento State	0 (missed FG)	3	43	0	1	18
New Mexico State	7	5	82	0	0	6
Air Force	7	2	85	7	2	75
UNLV	0	0	5	3	2	68
Colorado State	0	0	-9	7	1	75
Hawaii	7	5	90	0	2	28
Utah State	7	4	82	7	4	71
San Diego State						
Nevada						
San Jose State						

SECOND HALF-OPENING DRIVES

Opponent	[---Fresno State---]			[----- Opponent -----]		
	Pts.	1st Dwns	Yds.	Pts.	1st Dwns	Yds
USC	0	4	63	0	1	25
Minnesota	3	4	68	0	2	37
Sacramento State	0 (missed FG)	2	21	0	0	3
New Mexico State	0 (fumble)	0	6	7	2	31
Air Force	0	0	3	0	1	14
UNLV	0	0	1	3	4	71
Colorado State	7	4	83	3	2	53
Hawaii	7	2	67	0	2	41
Utah State	7	3	83	7	3	60
San Diego State						
Nevada						
San Jose State						

PENALTY NUMBERS

	FS Pen.-Yds.	Opp. Pen.-Yds
USC	6-51	4-35
Minnesota	6-45	7-65
Sac St.	7-61	12-147
New Mexico State	3-39	3-22
Air Force	5-19	1-5
UNLV	5-40	7-51
Colorado State	9-74	5-53
Hawaii	5-45	13-135
Utah State	11-108	8-53
San Diego State		
Nevada		
San Jose State		



2019 FRESNO STATE STATISTICS

FRESNO STATE CHUNK PLAYS (45)

Yards	Opponent	Play	Result
82	UNLV	Cropper rush	1st-goal
79	NMSU	Cropper rush	TD
53	UNLV	Reyna pass to Grim	1st-down
53	UH	Cropper rush	TD
52	USC	Reyna pass to Grim	1st-down
48	UH	Reyna pass to Cropper	1st-down
46	SAC	Reyna pass to Wheatfall	1st-goal
45	CSU	Rivers rush	1st-goal
45	USU	Reyna pass to Cropper	1st-goal
44	UH	Rivers rush	TD
41	SAC	Reyna pass to Pope	1st-down
40	UNLV	Reyna rush	1st-down
40	USU	Rivers rush	1st-down
39	AFA	Reyna pass to Edwards	1st-goal
37	UNLV	Reyna pass to Wheatfall	1st-down
37	CSU	Reyna pass to Sutton	1st-goal
37	CSU	Rivers rush	1st-down
36	USC	Reyna pass to Coleman	1st-down
36	UH	Cropper pass to Pope	TD
34	USC	Reyna pass to Grim	TD
33	USU	Reyna pass to Glaspie	1st-goal
30	USU	Reyna pass to Cropper	1st-goal
29	SAC	Reyna pass to Wheatfall	1st-goal
29	AFA	Reyna pass to Sutton	1st-down
28	USU	Reyna pass to Pope	1st-goal
27	USC	Sutton rush (end around)	1st-down
27	USC	Reyna pass to Coleman	1st-down
26	AFA	Rivers rush	TD
26	UH	Reyna pass to Ja. Rice	TD
25	MINN	Reyna pass to Rivers	TD
25	NMSU	Cropper rush	1st-goal
25	UNLV	Reyna pass to Sutton	1st-goal
24	MINN	Reyna pass to Grim	1st-down
23	SAC	Reyna pass to Wheatfall	1st-down
22	SAC	Reyna pass to Coleman	1st-down
22	SAC	Rivers rush	1st-down
22	UNLV	Reyna pass to Wheatfall	1st-down
22	CSU	Reyna pass to Wheatfall	1st-down
21	USC	Reyna rush	4th-down
21	SAC	Reyna pass to Rodriguez	1st-down
20	MINN	Reyna pass to Grim	1st-down
20	MINN	Reyna pass to Pope	1st-down
20	MINN	Reyna pass to Pope	1st-down
20	CSU	Reyna pass to Rivers	1st-down
20	CSU	Rivers rush	1st-down

FRESNO STATE SPECIAL TEAMS CHUNK PLAYS (2)

Yards	Opponent	Play	Result
35	USC	Wheatfall kick return	1st-down
28	SAC	Rivers punt return	1st-down

Only KO returns of 35 yards or more or INT & PR of 25 yards or more are included

OPPONENT CHUNK PLAYS (38)

Yards	Opponent	Play	Result
69	CSU	O'Brien pass to Jackson	TD
62	USU	Love pass to Thompkins	1st-down
60	UNLV	Oblad pass to Bean	TD
53	AFA	Hammond III pass to Waters	TD
50	UH	Cordeiro pass to Mardner	1st-down
48	UH	McDonald pass to Ward	TD
47	SAC	Thomson pass to Martin	TD
45	UNLV	Oblad pass to Bean	1st-down
44	UH	McDonald pass to Byrd	1st-down
42	CSU	O'Brien pass to Jackson	1st-down
41	USC	Slovis pass to Vaughns	1st-down
40	CSU	O'Brien pass to Jackson	1st-goal
36	SAC	Thomson pass to Gable	1st-down
36	USU	Love pass to Nathan	1st-goal
34	MINN	Morgan pass to Johnson	1st-down
32	CSU	O'Brien pass to Jackson	1st-goal
32	UH	Holly rush	1st-goal
29	CSU	McElroy rush	1st-down
28	USC	Daniel pass to Vaughns	1st-down
28	AFA	Hammond III pass to Sanders	1st-down
28	USU	Love pass to Repp	1st-down
27	USC	Carr rush	1st-down
27	CSU	McElroy rush	1st-down
26	USC	Malepeai rush	1st-down
26	SAC	Thomson pass to Williams	1st-down
26	UH	Cordeiro rush	1st-goal
26	USU	Love pass to Warren	1st-down
23	NMSU	Huntley rush	1st-down
23	UNLV	Oblad pass to Woods Jr.	1st-down
23	UNLV	Collins rush	1st-down
21	NMSU	Adkins pass to Nicholson	1st-down
21	USU	Love pass to Nathan	1st-down
21	USU	Bright rush	TD
20	MINN	Morgan pass to Autman-Bell	TD
20	NMSU	Adkins pass to Lottie	1st-down
20	NMSU	Adkins pass to Nicholson	1st-down
20	AFA	Remsberg rush	1st-down
20	USU	Bright rush	1st-down

OPPONENT SPECIAL TEAMS CHUNK PLAYS (2)

Yards	Opponent	Play	Result
100	USC	Jones kick return	TD
36	MINN	Smith kick return	1st-10

Only KO returns of 35 yards or more or INT & PR of 25 yards or more are included



The Automated ScoreBook
Fresno State Team Game-by-Game (as of Nov 09, 2019)
All games

TEAM STATISTICS

Table with columns: Date, Opponent, Rushing (no., yds, td, lg), Receiving (no., yds, td, lg), Passing (cmp-att-int, yds, td, lg), Kick Returns (no., yds, td, lg), Punt Returns (no., yds, td, lg), tot off. Rows include games from Aug 31 to Nov 09 and an Opponents summary row.

Games: 9 • Avg/rush: 5.3 • Avg/catch: 11.8 • Pass effic: 137.78 • KR avg: 18.8 • PR avg: 10.6 • All purpose avg/game: 503.6 • Total offense avg/gm: 415.8

Table with columns: Date, Opponent, Tackles (ua, a, total, tfl-yds), Sacks (no-yds), Fumble (ff, fr-yds), Pass Defense (int-yds, qbh, brup, blkd, kick), PAT Attempts (kick, rush, rcv), off (saf, t/o, pts). Rows include games from Aug 31 to Nov 09 and an Opponents summary row.

Table with columns: Date, Opponent, Punting (no., yds, avg, long, blkd, tb, fc, 50+, i20), Field Goals (md-att, long, blkd), Kickoffs (no., yds, avg, tb, ob). Rows include games from Aug 31 to Nov 09 and an Opponents summary row.



The Automated ScoreBook
Fresno State Opponent Game-by-Game (as of Nov 09, 2019)
All games

OPPONENT STATISTICS

Table with columns: Date, Opponent, Rushing (no, yds, td, lg), Receiving (no, yds, td, lg), Passing (cmp-att-int, yds, td, lg), Kick Returns (no, yds, td, lg), Punt Returns (no, yds, td, lg), tot off. Rows include games against USC, MINNESOTA, SACRAMENTO STATE, New Mexico State, Air Force, UNLV, COLORADO STATE, Hawai'i, and USU, plus a Fresno State summary row.

Games: 9 • Avg/rush: 4.3 • Avg/catch: 12.2 • Pass effic: 130.94 • KR avg: 23.3 • PR avg: 3.4 • All purpose avg/game: 511.0 • Total offense avg/gm: 422.4

Table with columns: Date, Opponent, Tackles (ua, a, total, tfl-yds), Sacks (no-yds), Fumble (ff, fr-yds), Pass Defense (int-yds, qbh, brup), blkd (kick), PAT Attempts (kick, rush, rcv, saf), off (t/o, pts). Rows include games against USC, MINNESOTA, SACRAMENTO STATE, New Mexico State, Air Force, UNLV, COLORADO STATE, Hawai'i, and USU, plus a Fresno State summary row.

Table with columns: Date, Opponent, Punting (no, yds, avg, long, blkd, tb, fc, 50+, i20), Field Goals (md-att, long, blkd), Kickoffs (no, yds, avg, tb, ob). Rows include games against USC, MINNESOTA, SACRAMENTO STATE, New Mexico State, Air Force, UNLV, COLORADO STATE, Hawai'i, and USU, plus a Fresno State summary row.



2019 FRESNO STATE PARTICIPATION

Table with 3 columns: #, Name, GP/GS. Lists player statistics for the 2019 season.

2019 GAME-BY-GAME OFFENSIVE STARTERS

Table with 13 columns: DATE, OPPONENT, LT, LG, C, RG, RT, QB, RB, WR, WR, WR, TE. Lists offensive starters for each game.

2019 GAME-BY-GAME DEFENSIVE STARTERS

Table with 13 columns: DATE, OPPONENT, DE, DT, DT, DE, LB, LB, LB, CB, FS, SS, CB. Lists defensive starters for each game.





TURNOVERS YEAR-BY-YEAR - SINCE 2010

2019 - Fresno State Record: 4-5

Table with columns: Date, Opponent, Fresno State (Sacks, FR, INT, Turnovers Gained), Opponents (Sacks, FR, INT, Turnovers Lost). Rows include games against USC, Minnesota, Sacramento State, NM State, Air Force, UNLV, Colorado State, Hawai'i, Utah State, Nevada, and San Jose State.

Totals 9 Games 12-74 8 10 18 15-91 7 6 13

2018 - Fresno State Record: 12-2

Table with columns: Date, Opponent, Fresno State (Sacks, FR, INT, Turnovers Gained), Opponents (Sacks, FR, INT, Turnovers Lost). Rows include games against Idaho, Minnesota, UCLA, Toledo, Nevada, Wyoming, New Mexico, Hawai'i, UNLV, Boise State, San Diego State, San Jose State, Boise State*, and Arizona State.

Totals 14 Games 25-127 7 19 26 12-68 8 6 13

NATIONAL RANKINGS Sacks: T-100 Turnovers Gained: T-11 Fumble Recoveries: T-81 Turnover Margin: 9 Passes Intercepted: 4

2017 - Fresno State Record: 10-4

Table with columns: Date, Opponent, Fresno State (Sacks, FR, INT, Turnovers Gained), Opponents (Sacks, FR, INT, Turnovers Lost). Rows include games against Incarnate Word, Alabama, Washington, Nevada, San Jose State, New Mexico, San Diego St., UNLV, BYU, Hawai'i, Wyoming, Boise State, Boise State*, and Houston.

Totals 14 Games 34-209 12 9 21 10-69 6 7 13

NATIONAL RANKINGS Sacks: 33 Turnovers Gained: 50 Fumble Recoveries: 14 Turnover Margin: 25 Passes Intercepted: 86

2016 - Fresno State Record: 1-11

Table with columns: Date, Opponent, Fresno State (Sacks, FR, INT, Turnovers Gained), Opponents (Sacks, FR, INT, Turnovers Lost). Rows include games against Nebraska, Sacramento St., Toledo, UNLV, Nevada, San Diego St., Utah St., Air Force, Colorado St., Hawai'i, and San Jose St.

Totals 12 Games 14-94 4 5 9 31-186 5 13 18

NATIONAL RANKINGS Sacks: T-117 Turnovers Gained: T-126 Fumble Recoveries: T-116 Turnover Margin: T-117 Passes Intercepted: T-117

2015 - Fresno State Record: 3-9

Table with columns: Date, Opponent, Fresno State (Sacks, FR, INT, Turnovers Gained), Opponents (Sacks, FR, INT, Turnovers Lost). Rows include games against Abilene Christian, No. 14 Ole Miss, No. 21 Utah, San Jose St., San Diego St., Utah State, UNLV, Air Force, Nevada, Hawai'i, and Colorado St.

Totals 12 Games 28-171 11 9 20 24-152 7 16 23

NATIONAL RANKINGS Sacks: T-29 Turnovers Gained: T-50 Fumble Recoveries: T-7 Turnover Margin: T-93 Passes Intercepted: T-79

2014 - Fresno State Record: 6-8

Table with columns: Date, Opponent, Fresno State (Sacks, FR, INT, Turnovers Gained), Opponents (Sacks, FR, INT, Turnovers Lost). Rows include games against USC, Utah, Nebraska, Southern Utah, New Mexico, San Diego State, UNLV, Boise State, Wyoming, San Jose State, Nevada, Hawai'i, Boise State*, and Rice.

Totals 14 Games 30-153 11 9 20 40-223 6 21 27

NATIONAL RANKINGS Sacks: 65 Turnovers Gained: T-55 Fumble Recoveries: T-38 Turnover Margin: T-103 Passes Intercepted: T-91

2013 - Fresno State Record: 11-2

Table with columns: Date, Opponent, Fresno State (Sacks, FR, INT, Turnovers Gained), Opponents (Sacks, FR, INT, Turnovers Lost). Rows include games against Rutgers, Cal Poly, Colorado, Boise State, Hawai'i, Idaho, UNLV, San Diego St., Nevada, Wyoming, New Mexico, San Jose St., Utah State*, and USC!

Totals 13 Games 40-250 9 14 23 12-72 11 10 21

NATIONAL RANKINGS Sacks: 6 Turnovers Gained: T-47 Fumble Recoveries: T-56 Turnover Margin: T-48 Passes Intercepted: T-40

2012 - Fresno State Record: 9-4

Table with columns: Date, Opponent, Fresno State (Sacks, FR, INT, Turnovers Gained), Opponents (Sacks, FR, INT, Turnovers Lost). Rows include games against Weber State, No. 4 Oregon, Colorado, Tulsa, San Diego St., Colorado St., Boise St., Wyoming, New Mexico, Hawai'i, Nevada, Air Force, and SMU!

Totals 13 games 40-239 13 22 35 29-207 12 8 20

NATIONAL RANKINGS Sacks: 9 Turnovers Gained: 5 Fumble Recoveries: T-27 Turnover Margin: T-7 Passes Intercepted: 3

2011 - Fresno State Record: 4-9

Table with columns: Date, Opponent, Fresno State (Sacks, FR, INT, Turnovers Gained), Opponents (Sacks, FR, INT, Turnovers Lost). Rows include games against vs. California, No. 10 Nebraska, North Dakota, Idaho, Ole Miss, No. 5 Boise St., Utah State, Nevada, La Tech, New Mexico St., Hawai'i, San Jose St., and San Diego St.

Totals 13 Games 20-143 4 5 9 17-95 13 9 22

NATIONAL RANKINGS Sacks: T-79 Turnovers Gained: T-119 Fumble Recoveries: T-117 Turnover Margin: T-111 Passes Intercepted: T-111

2010 - Fresno State Record: 8-5

Table with columns: Date, Opponent, Fresno State (Sacks, FR, INT, Turnovers Gained), Opponents (Sacks, FR, INT, Turnovers Lost). Rows include games against Cincinnati, Utah St., Ole Miss, Cal Poly, Hawai'i, New Mexico St., San Jose St., La Tech, No. 21 Nevada, No. 3 Boise St., Idaho, Illinois, and vs. N. Illinois!

Totals 13 Games 37-240 5 8 13 36-221 14 9 23

NATIONAL RANKINGS Sacks: T-9 Turnovers Gained: T-115 Fumble Recoveries: T-106 Turnover Margin: 110 Passes Intercepted: T-99



INDIVIDUAL SEASON & CAREER GAME-HIGHS

PASSING

Name	Attempts		Completions		Yards		Career 300-Yard Passing Games
	2019	Career	2019	Career	2019	Career	
Jorge Reyna	39 (at USC)	Same	28 (Sac State)	Same	326 (Sac State)	Same	1

Name	Longest Pass		TDs		INTs	
	2019	Career	2019	Career	2019	Career
Jorge Reyna	53 (UNLV)	Same	3 (Minnesota)	Same	2 (2x)	Same

RUSHING

Name	Attempts		Yards		TDs		Longest Career Run	100-Yd Games
	2019	Career	2019	Career	2019	Career		
Jalen Cropper	5 (at NMSU)	Same	118 (at NMSU)	Same	1 (at NMSU)	--	82 (UNLV)	1
Josh Hokit	13 (at NMSU)	21 (*17 at Wyoming)	72 (Sac State)	97 (*16 Hawai'i)	3 (UNLV)	3 (2x)	26 (*17 at SDSU)	--
Derrion Grim	3 (at NMSU)	Same	32 (at NMSU)	Same	--	1 (*18 at UNLV)	18 (at NMSU)	--
Saevion Johnson	4 (UNLV)	10 (*18 Idaho)	26 (UNLV)	47 (*18 at UNLV)	--	2 (*18 Idaho)	37 (*18 at UNLV)	--
Jorge Reyna	20 (at USC)	Same	96 (at Hawai'i)	Same	1 (2x)	Same	40 (UNLV)	--
Ronnie Rivers	19 (at Hawai'i)	24 (*18 ASU)	146 (Colorado State)	212 (*18 vs ASU)	3 (vs Utah State)	3 (vs. Utah State)	76 (*18 Hawai'i)	6

RECEIVING

Name	Receptions		Yards		TDs		Longest Career Reception	100-Yd Games
	2019	Career	2019	Career	2019	Career		
Jalen Cropper	4 (Sac State)	Same	87 (vs. Utah State)	Same	--	--	48 (at Hawai'i)	--
Chris Coleman	3 (3x)	Same	71 (at USC)	Same	1 (at USC)	Same	36 (at USC)	--
Emoryc Edwards	8 (at NMSU)	Same	73 (at Air Force)	Same	1 (at Air Force)	Same	39 (at Air Force)	--
Derrion Grim	5 (Minnesota)	Same	86 (at USC)	Same	1 (3x)	1 (7x)	63 (*17 Nevada)	--
Josh Hokit	3 (2x)	3 (3x)	24 (at USC)	27 (*17 Nevada)	1 (Sac State)	Same	27 (*17 New Mexico)	--
Zane Pope	6 (2x)	Same	72 (Sac State)	Same	1 (at Hawai'i)	Same	41 (Sac State)	--
Jared Rice	4 (at Hawai'i)	7 (*18 Wyoming)	46 (at Hawai'i)	98 (*18 at Nevada)	1 (3x)	1 (10x)	69 (*18 at Nevada)	--
Ronnie Rivers	5 (Minnesota)	7 (*18 at Boise State)	48 (Minnesota)	69 (*18 at New Mexico)	2 (Minnesota)	Same	34 (*18 Wyoming)	--
Juan Rodriguez	2 (Sac State)	Same	26 (Sac State)	Same	--	--	21 (Sac State)	--
Cam Sutton	2 (at Air Force)	Same	42 (at Air Force)	Same	--	--	37 (Colorado State)	--
Keric Wheatfall	3 (Sac State)	Same	98 (Sac State)	Same	--	--	46 (Sac State)	--

DEFENSE

Name	Tackles		Sacks		TFLs		INT	FF
	2019	Career	2019	Career	2019	Career		
Kevin Atkins	5 (Minnesota)	6 (*18 Toledo)	2.0 (Minnesota)	Same	2.0 (Minnesota)	Same	--	1 (Minnesota)
Levelle Bailey	7 (2x)	Same	1.0 (Minnesota)	Same	2.5 (Minnesota)	Same	1 (UNLV)	--
Jaron Bryant	8 (2x)	9 (*17 at Boise State)	--	--	1.0 (2x)	1.0 (6x)	2 (*17 Nevada)	1 (2x)
Chris Coleman	3 (at NMSU)	Same	--	--	--	--	--	--
Alex Cruz	7 (at Air Force)	Same	--	--	--	--	--	--
Alex Dumais	7 (at Air Force)	Same	1.0 (Sac State)	Same	2.0 (at Air Force)	Same	--	1 (Sac State)
Wylan Free	13 (at Air Force)	Same	--	--	--	0.5 (*18 at Boise State)	2 (at NMSU)	--
Chris Gaston	12 (at USC)	Same	--	--	--	--	--	--
Jasad Haynes	1 (Minnesota)	5 (*18 Idaho)	--	1.0 (2x)	--	3.0 (*18 Idaho)	--	1 (*18 Idaho)
Dorzel Hicks	2 (2x)	Same	--	--	--	--	--	--
Juju Hughes	11 (at USC)	11 (3x)	--	1.0 (*17 at SJSU)	--	2.0 (2x)	1 (7x)	1 (*17 at SJSU)
Keiti Iakopo	6 (Minnesota)	9 (*18 at Boise State)	--	0.5 (*18 at Nevada)	1.0 (3x)	1.0 (4x)	--	1 (UNLV)
Isaiah Johnson	5 (at Air Force)	Same	1.0 (2x)	1.0 (4x)	2.0 (Minnesota)	Same	--	--
Kwami Jones	6 (vs. Utah State)	Same	1.0 (vs. Utah State)	1.0 (4x)	1.5 (vs. Utah State)	Same	--	--
Ricky McCoy	3 (Colorado State)	Same	--	0.5 (*18 at Boise State)	1.0 (2x)	1.0 (3x)	--	--
Arron Mosby	9 (2x)	Same	--	--	2.0 (Colorado State)	2.0 (2x)	1 (2x)	1 (2x)
Justin Rice	13 (at Air Force)	Same	1.0 (2x)	Same	1.0 (4x)	1.0 (6x)	1 (2x)	2 (Minnesota)
Deshawn Ruffin	5 (Minnesota)	Same	--	--	--	--	--	--
Leavel Tatum III	3 (at Air Force)	3 (2x)	0.5 (at NMSU)	Same	0.5 (2x)	Same	1 (*18 Idaho)	--
Mykal Walker	15 (at USC)	Same	1.0 (Colorado State)	1.5 (*18 at Boise State)	2.0 (Colorado State)	3.5 (*18 Hawai'i)	1 (*18 Toledo)	1 (2x)
Evan Williams	9 (2x)	Same	--	--	--	--	1 (*19 Hawai'i)	--
Andrew Wright	4 (Minnesota)	Same	--	--	1.0 (at Nevada)	Same	--	--



THE LAST TIME

A Bulldog Player Had... RUSHING

- 300+ yards rushing:**
Never
 - 250+ yards rushing:**
261, Robbie Rouse at Nevada (11/10/12)
 - 200+ yards rushing:**
212, Ronnie Rivers vs. Arizona State (12/15/18)
 - 100 yard rushing game by a quarterback:**
142, Bill Yancy, at McNeese State (9/9/78)
 - 100 yard rushing game by a wide receiver:**
118, Jalen Cropper, at New Mexico State (9/28/19)
 - Back-to-back 200-yard rushing games:**
Robbie Rouse, 11/6/10-11/13/10
 - Five+ consecutive 100-yard rushing games:**
9 games, Ryan Matthews, 9/5-11/7/09
 - Four consecutive 100-yard rushing games:**
Martez Waller, 10/10-11/8/14
 - 2 rushers with 100 yards:**
Martez Waller (145) & Josh Quezada (112) vs. San Jose State (11/8/14)
 - 90+ yard rushing play:**
94, Robbie Rouse vs. Colorado (9/15/12) - TD
 - 40+ rushing attempts:**
43, Robbie Rouse at La Tech (11/6/10)
 - 30+ rushing attempts:**
36, Robbie Rouse at Nevada (11/10/12)
 - 2 rushers with 2 TDs:**
Josh Hokit (2), Ronnie Rivers (2) vs. Colorado State (10/26/19)
 - 5 TDs rushing:** Don Driscoll vs. Cal State-Los Angeles (10/2/54)
 - 4 TDs rushing:** Michael Pittman at San Jose State (11/15/97)
 - 3 TDs rushing:** Ronnie Rivers vs. Utah State (11/9/19)
 - 4 TDs rushing by a quarterback:**
Marcus McMaryion at UCLA (9/15/18)
 - 3 TDs rushing by a quarterback:**
Trent Dilfer vs. UNLV (10/26/91)
 - 2 TDs rushing by a quarterback:**
Marcus McMaryion vs. Wyoming (10/13/18)
-
- RECEIVING**
 - 200+ yards receiving:**
264, Davante Adams at San Jose St. (11/29/13)
 - 150+ yards receiving:**
173, KeeSean Johnson vs. San Jose St. (11/24/18)
 - 2 receivers with 100 yards receiving:**
RB-Jordan Mims (126), WR-KeeSean Johnson (102) vs. Toledo (9/29/18)
 - 3 receivers with 100 yards receiving:**
Davante Adams (246), Josh Harper (161), Isaiah Burse (112) vs. New Mexico (11/23/13)
 - 90+ yard pass play:**
97, Isaiah Burse from Derek Carr vs. Colorado (9/15/12) - TD
 - 80+ yard pass play:**
86, Jamire Jordan from Marcus McMaryion vs. San Diego State (11/17/18) - TD
 - 10+ receptions:**
KeeSean Johnson (10) vs. San Diego State (11/17/18)
 - 15+ or more receptions:**
Isaiah Burse (17) vs. Utah State (12/7/13)
 - 2 receivers with 10 or more catches:**
Davante Adams (13), Isaiah Burse (10) at San Jose St. (11/29/13)
 - 2 receivers with 2 TDs:**
Davante Adams (4), Josh Harper (3) vs. New Mexico (11/23/13)
 - A RB with two TDs:**
Ronnie Rivers vs. Minnesota (9/7/19)
 - A TE with two TDs:**
Chad Olsen vs. Abilene Christian (9/3/15)

- 3+ TDs receiving:**
KeeSean Johnson (3) vs. Nevada (9/30/17)
- Back-to-back games with 2+ TDs receiving:**
Davante Adams
11/23/13 vs. UNM (4), 11/29/13 (3) at SJSU
- Back-to-back 200-yard plus receiving games:**
Davante Adams
11/23/13 vs. UNM (246), 11/29/13 at SJSU (264)
- Had three consec. 100-yard plus receiving games:**
Davante Adams
11/23/13 (246) - 11/29/13 (264) - 12/7/13 (168)
- Five receivers with TDs:**
D. Scott (2), J. Jordan (1), J. Blandin (1), C. Olsen (1), M. Waller at Hawai'i (11/14/15)
- Four receivers with TDs:**
J. Jordan (1), (1), J. Rice (1), J. Mims (1), D. Grim (1) vs. Hawai'i (10/27/18)
- Three receivers with TDs:**
KeeSean Johnson (2), Jordan Mims (1), Kyle Riddering (1) vs. Toledo (9/29/18)
- Caught a TD in six-straight games:**
Davante Adams (9 games), 10/5/13-12/21/13
- An OL caught a pass:**
Adam McDowell (3 yards) at No. 8 Boise State (11/28/08)

PASSING

- 500+ yards passing:**
519, Derek Carr at San Jose St. (11/29/13)
- 400+ yards passing:**
404, Derek Carr vs. Utah State (12/7/13)
- 3+ consecutive 300+ passing games:**
Derek Carr (5), 11/2/13-12/7/13
- Back-to-back 500-yard plus passing games:**
Derek Carr, vs. UNM (522) 11/22/13, at SJSU (519) 11/29/13
- 7 TDs passing:** Derek Carr vs. New Mexico (11/23/13)*
- 6 TDs passing:** Zack Greenlee at Hawaii (11/14/15)
- 5 TDs passing:** Derek Carr at Idaho (10/5/13)
- 4 TDs passing:** Marcus McMaryion vs. Hawai'i (10/27/18)
- Three-straight games with 4+ TD passes:** Derek Carr at Wyoming (4), vs. New Mexico (7), SJSU (6) 11/9/13-11/29/2013
- Three 50+ yard TD passes in the same game:**
Derek Carr 59 yards to Davante Adams, 57 yards to Davante Adams, 59 yards to Josh Harper vs. New Mexico (11/23/13)
- Two 50+ yard TD passes in the same game:**
Derek Carr 97 yards to Isaiah Burse & 60 yards to Davante Adams vs. Colorado (9/15/12)
- Two 50+ yard TD passes in the same quarter:**
Derek Carr, 59 yards to Davante Adams & 59 yards to Josh Harper vs. New Mexico (11/23/13) - 3rd Qtr.
- Three Quarterbacks throw TD in same game:**
B. Burrell (2), B. Connette (1), Z. Greenlee (1) vs. Southern Utah (9/20/14)
- 50+ pass attempts:**
59, Brian Burrell vs. Nebraska (9/13/14)
- 40+ pass attempts:**
41, Jorge Reyna vs. Sacramento State (9/21/19)
- 40+ pass completions**
52*, Derek Carr vs. Rutgers (8/29/13)
- 30+ pass completions**
33, Marcus McMaryion vs. Houston (12/24/17)

DEFENSE

- 15+ tackles:** 17, Jeff Allison at Nevada (10/6/18)
- Four players with 10+ tackles:** at Air Force (10/12/19)
- 3+ sacks:** 3.0, Tobenna Okeke at Hawai'i (11/11/17)
- 4.0+ TFLs:** 4.0, Ejiro Ederaine at Boise St.-MWC Game (12/6/14)
- 3 interceptions:** Phillip Thomas vs. Colorado (9/15/12)
- 2 interceptions:** Wylan Free at New Mexico State (9/28/19)
- Interception return for TD**
Wylan Free (91 yards) vs. New Mexico State (9/28/19)
- Two interception returns for TD**
*Phillip Thomas (16 & 43 yards) vs. Colorado (9/15/12)
- Two players with interception returns for TDs**
Patrick Su'a (20) and Tristan Okpalauo (21) at Tulsa (9/22/12)
- Fumble recovery for TD:**
Justin Rice (18 yards) vs. UNLV (10/18/19)
- Two players with fumble recoveries for TDs:**
Tyeler Davison (0 yards), Travis Brown (26 yards) at Nevada (11/10/12)
- Recovered two fumbles in a game:**
Ben Jacobs vs. Louisiana Tech (11/21/09)
- Forced two fumbles in a game:**
Justin Rice vs. Minnesota (9/7/19)
- Forced three fumbles in a game:**
Ben Jacobs vs. Louisiana Tech (11/29/09)
- Forced & recovered a fumble on the same play:**
Jasad Haynes vs. Idaho (9/1/18)
- Forced one fumble & recovered one fumble in the same game:**
Justin Rice vs. UNLV (10/18/19)
- Scored on a safety:**
Malik Forrester vs. Boise State (11/25/17)

SPECIAL TEAMS

- Blocked a field goal:**
Tank Kelly vs. Idaho (9/1/18) / Mykal Walker vs. Idaho (9/1/18)
- Returned a blocked field goal for a touchdown:**
Jaron Bryant (74 yards) vs. Idaho (9/1/18)
Jaron Bryant (71 yards) vs. Idaho (9/1/18)
- Blocked a PAT:** Kevin Atkins vs. Sacramento State (9/21/19)
- Blocked 2 PATs in a game:** Cody Wichmann vs. Cal (9/3/11)
- Returned a PAT for Two Points:**
Charles Washington vs. San Diego State (9/29/12)
- Blocked a punt:** Mykal Walker at UNLV (11/3/18)
- Returned a blocked punt for a touchdown:**
T.J. Thomas (9 yards) vs. San Jose State (11/8/14)
- Returned a field goal attempt for a touchdown (Kick-6):**
Jamire Jordan (100 yards) vs. Hawai'i (10/27/18)
- Returned a kickoff for a TD:**
A.J. Jefferson (92 yards) vs. Nevada (11/7/08)
- Recovered an onside kick attempt:**
Michael Martens vs. Utah (9/19/15)
- Returned a punt for a TD:**
Isaiah Burse vs. Cal Poly (9/7/13)
- Returned 2 punts for TD in same game:**
Isaiah Burse (61 & 58 yards) vs. Cal Poly (9/7/13)
- Made 4 FGs in a Game:**
Jimmy Camacho vs. Houston (12/24/17)
- Made a field goal 55+ yards**
*58, Kevin Goessling at Utah State (10/25/08)
- Made a field goal 50+ yards**
50, Jimmy Camacho vs. San Jose State (10/7/17)

TOTAL OFFENSE/ALL-PURPOSE

- 500 yards total offense:**
551, Derek Carr at San Jose St. (11/29/13)
- 400-499 yards total offense:**
482, Derek Carr vs. Nevada (11/2/13)
- 300+ all-purpose yards:**
311, Robbie Rouse at Louisiana Tech (11/6/10)

*denotes school record



THE LAST TIME

A Bulldog Team Had... OFFENSE

90+ points: 94, vs. New Mexico (10/5/91)
80-89 points: 80, vs. Fort Ord (1942)
70-79 points: 79, vs. Idaho 9/1/18)
60-69 points: 66, vs. Incarnate Word (9/2/17)
50-59 points: 56, vs. UNLV (10/18/19)
0 points: at Colorado State (11/5/16)
0 points in 1st half: at Colorado State (11/5/16)
0 points in 2nd half: at Air Force (10/12/19)
Did not score a Touchdown: at Colorado State (11/5/16)
Scored 3-plus TDs in 4Q: 3 - vs. UNLV (10/18/19)
400+ yards rushing: *503, vs. Hawai'i (11/12/04)
300+ yards rushing: 389, vs. Southern Utah (9/20/14)
Less than 100 yards rushing: 59, at Air Force (10/12/19)
Negative rushing yards: -16, vs. SMU (12/24/12)
70+ rushing attempts: *71, vs. Pacific (11/9/91)
60+ rushing attempts: 64, vs. Hawai'i (11/12/04)
Less than 10 rushing attempts: 6 vs. USC (12/21/13)
7+ rushing TDs: 7, vs. Idaho (9/1/18)
6 rushing TDs: vs. UNLV (10/18/19)
5 rushing TDs: vs. Utah State (11/9/19)
500+ yards passing: 519, at San Jose St. (11/29/13)
Less than 100 yards passing: 77, at San Diego State (10/3/15)
50+ pass attempts: 59, vs. Nebraska (9/13/14)
40+ pass completions: *52, vs. Rutgers (8/29/13)
30-39 pass completions: 33, vs. Houston (12/24/17)
Had 12+ players catch a pass: at No. 19 Oregon (9/15/07)
600+ total net yards: 613, vs. Incarnate Word (9/2/17)
500-599 total net yards: 562 vs. Hawai'i (10/27/18)
Less than 150 total net yards: 125, at Boise State (11/19/11)
Less than 100 total net yards: 89, at San Diego State (10/3/15)
Had a 200-yard rusher and 200-yard passer: at Nevada (11/10/12)
 Robbie Rouse (261 rushing) & Derek Carr (220 passing)
37+ minutes of possession: 37:46, vs. Sacramento State (9/21/19)

DEFENSE

Shutout an opponent: vs. New Mexico (10/14/17)
Shutout an opponent in the 1st half: vs. San Jose State (11/24/18)
Shutout an opponent in the 2nd half: vs. San Diego State (11/17/18)
Allowed 50+ points: 52, at Toledo (9/17/16)
Held two opponents scoreless in the same season:
 2017, New Mexico (38-0) & Incarnate Word (66-0)
Held an opponent to 0 or no yards in a quarter:
 -3 yards, 4th qtr, at Boise St.-MWC Game (12/6/14)
7+ interceptions: *7, vs. Idaho State (9/21/68)
6 interceptions: vs. Georgia Tech (12/31/02)
5 interceptions: vs. Idaho (9/1/18)
4 interceptions: at Idaho (10/5/13)
3 interceptions: vs. UNLV (10/18/19)
Interception by a defensive lineman:
 Mykal Walker vs. Toledo (9/29/18)
4 fumble recoveries: vs. New Mexico St. (11/11/06)
3 fumble recoveries: vs. Minnesota (9/7/19)
Last 10+ TFL game: at Washington (9/16/17)
8 Sacks in a game: vs. Utah State (12/7/13)
7 Sacks in a game: at Idaho (10/5/13)
6 Sacks in a game: vs. UNLV (10/16/15)
5 Sacks in a game: vs. Toledo (9/29/18)
Scored 3 Defensive Touchdowns: at Nevada (11/10/12) -
 Tyeler Davison (0-yd FR); Travis Brown (26-yd FR);
 Derron Smith (34-yd INT return)
Scored on a safety: vs. Boise State (11/25/17)

TURNOVERS

Forced 6 or more turnovers in a game:
 7 - vs. Idaho (9/1/18) - 5 INT, 2 FR
Forced 5 turnovers in a game:
 vs. UNLV (10/18/19) - 3 INT, 2 FR
Forced 4 turnovers in a game:
 at USC (8/31/19) - 2 INT, 2 FR
Committed 6 or more turnovers in a game:
 6, vs. Hawai'i (10/4/08) 3 FL, 3 INT
Committed 5 turnovers in a game:
 at Hawai'i (9/28/13) - 3 FL, 2 INT
Committed 4 turnovers in a game:
 vs. Air Force (10/28/16) - 4 INT
Did not force a turnover: vs. Utah State (11/9/19)
Did not force a turnover in back-to-back games:
 vs. Boise State and at Boise State, 11/25/17-12/2/17
Did not force a turnover in 3-straight games:
 vs. Utah St., Idaho & Nevada, 10/31-11/14, 2009
Did not commit a turnover: vs. Utah State (11/9/19)
Did not commit a turnover in back-to-back games:
 at Boise State and vs. San Diego State, 11/9/18, 11/17/18
Did not commit a turnover in 3-straight games:
 vs. Wyoming, New Mexico & Hawai'i, 10/13-10/27, 2018
Lost 4 or more fumbles: 4, vs. Idaho (11/27/10)
Lost 3 fumbles: at Hawai'i (9/28/13)

SPECIAL TEAMS

Scored 15 or more points kicking:
 15, vs. Houston (12/24/17)
Punted 10+ times: 12, at Toledo (9/17/16)
Did not punt: vs. Hawai'i (10/4/08)
Totalled 200 or more kickoff return yards:
 209, vs. San Jose State (9/26/15)
Totalled 100 or more punt return yards:
 130, vs. Cal Poly (9/7/13)
Missed a PAT: vs. Sacramento State (9/21/19)
Had a PAT Blocked: vs. San Diego State (11/17/18)
Successful two-point conversion: vs. Minnesota (9/7/19)
 - Josh Hokit rush
Had a FG Blocked: Houston (12/24/17)
Recovered an onside's kick: vs. Utah (9/19/15)

An Opposing Player Had...

30+ carries:
 40, Alexander Mattison, Boise State (10/14/16)
200+ yards rushing:
 200, Alexander Mattison, Boise State (12/1/18)
2 rushers with 100 yards:
 D'Angelo Brewer (252), James Flanders (101), Tulsa (9/24/16)
45+ pass attempts: 46, Josh Adkins, New Mexico State (9/28/19)
30+ pass completions: 30, Jordan Love, Utah State (11/9/19)
400+ yards passing: 547, David Fales, San Jose St. (11/29/13)
80+ yard rushing play: 91, Dalton Sneed, UNLV (10/1/16)
80+ yard pass play:
 86, Joe Gray to Jabari Carr, San Jose State (11/8/14)
10+ receptions: 11, Siaoisi Mariner, Utah State (11/9/19)
200 yards receiving:
 150+ yards receiving: 178, W. Jackson, CSU (10/26/19)
4+ field goals: Daniel Gutierrez (4), UNLV (10/28/17)
A 50+ yard field goal: 50, Ryan Meskell, Hawai'i (11/2/19)
Punt return for a TD: Dante Pettis (77 yards), Washington (9/16/17)
Kickoff return for a TD: Velus Jones (9100 yards), USC (8/31/19)
Returned an opening kickoff for a TD:
 Wade Lockett (100 yards), CS Fullerton (11/2/85)
Fumble recovery for a TD:
 S. Tu'ikolovatu (37 yards), No. 21 Utah (9/19/15)
Interception return for a TD:
 Kyle Johnson (24 yards), at Air Force (10/12/19)
2 Interceptions: L. Stewart, Colorado State (10/26/19)
3 Interceptions: Dameon Baber, Nevada (11/5/15)
Blocked Punt: Avery Williams, Boise State (11/9/18)
Blocked FG: J. Winchester, Houston (12/24/17)
Returned a blocked punt for a touchdown:
 Austin Cheney, Utah State (10/22/16)
Returned a blocked FG for a touchdown:
 A. Myres, Houston (12/24/17)

An Opposing Team Had...
400+ yards rushing: 458, Air Force (10/24/15)
300+ yards rushing: 340, Air Force (10/12/19)
Less than 50 yards rushing: 12, Sacramento State (9/21/19)
Negative yards rushing: -30, Incarnate Word (9/2/17)
500+ yards passing: 547, San Jose State (11/29/13)
Less than 100 yards passing: 81, at Air Force (10/12/19)
700+ yards total offense: 701, at No. 15 USC (8/30/14)
600+ yards total offense: 617, Tulsa (9/24/16)
Less than 200 yards total offense: 125, Incarnate Word (9/2/17)
Less than 105 yards total offense: 104, Sacramento State (9/1/04)
10 or fewer first downs: 8, San Diego State (11/17/18)
60+ points: 73, at No. 14 Ole Miss (9/12/15)
50-59 points: 52, Toledo (9/17/16)
40-49 points: 41, Colorado State (10/26/19)
Attempted a two-point conversion:
 Sacramento State (9/21/19) - rush failed; rush good
Successful two-point conversion:
 Sacramento State (9/21/19) - rush by BJ Perkinson
Scored on a safety: Utah State, team safety (10/10/15)
Successfully recovered an onside's kick: at Hawai'i (11/2/19)
37+ minutes of possession: 39:29, at Air Force (10/12/19)



Game #1

USC 31, Fresno State 23

Aug. 31, 2019 • Los Angeles Memorial Coliseum • Los Angeles, Calif. • Attendance: 57,329

SCORE BY QUARTERS table with columns 1, 2, 3, 4, OT, FINAL and rows for Fresno State and USC.

SCORING SUMMARY

Table with columns: Team, Time, Play, Yards, Plays, TOP, Score. Lists scoring plays for USC and Fresno State.

TEAM STATS

Table comparing Fresno St. and USC stats: First Downs, Rushing Att-Yards, Passing Cmp-Att-Yds, etc.

INDIVIDUAL LEADERS

Table listing individual leaders for Rushing, Passing, Receiving, Defense, and Interceptions.

LOS ANGELES – Trailing by 18 with less than 17 minutes to play, Fresno State pushed USC to the end, scoring twice in the final quarter before falling short, 31-23, on Saturday night at LA Memorial Coliseum.



In a homecoming for the Los Angeles area product Jorge Reyna, the senior finished with 344 total yards, throwing for 256 and two touchdowns while adding 88 yards on the ground on 20 carries in his first start as a Bulldog.

The defense kept Fresno State in striking distance, forcing four turnovers, and were led by four Bulldogs registering double-digit tackles in Mykal Walker (15), Chris Gaston (12), Juju Hughes (11) and Justin Rice (10).

A critical 100-yard kick off return by Trojans' Velus Jones in the third quarter proved to be arguably the back-breaker in the third quarter after Fresno State pulled within four, and was quickly extended to the 18 points the 'Dogs still nearly overcame.

Notable

- Jorge Reyna rushed for 88 yards. It was the most rushing yards by a Bulldog quarterback since the turn of the century.
• Cesar Silva, in his Fresno State debut, went 3-for-3 kicking field goals.
• Saturday's game was the third game under Jeff Tedford that the Bulldogs surrendered more than 30 points, and it broke a nation-best streak of 25 games that dated back to Sept. 16, 2017.
• In the second quarter, Jorge Reyna tossed his first touchdown of the season and second touchdown pass of his career – a 34-yard TD to Derrion Grim – his first two career TD throws went to Grim.
• Justin Rice, once a starter at running back, recorded his first career interception in the second quarter.
• Fresno State had four players record double-digit tackles: Mykal Walker (15), Chris Gaston (12), Juju Hughes (11) and Justin Rice (10).
• USC tallied 163 yards in the first quarter. The Bulldogs' defense did not allow more than 152 in an opening quarter in 2018 (Hawaii).
• Reyna tossed his second TD pass of the game in the fourth quarter, an 8-yard strike to Chris Coleman for Coleman's first career touchdown.
• USC had 18 first downs in the first half, and were limited to seven in the second half.
• Fresno State forced four turnovers, the most since forcing four on Sept. 15, 2018 at UCLA.
• Fresno State forced two fumbles, the most since forcing two on Sept. 15, 2018 at UCLA.

Game #2

Minnesota 38, Fresno State 35 2OT

Sept. 7, 2019 • Bulldog Stadium • Fresno, Calif. • Attendance: 34,790

SCORE BY QUARTERS table with columns 1, 2, 3, 4, OT, OT2, FINAL and rows for Minnesota and Fresno State.

SCORING SUMMARY

Table with columns: Team, Time, Play, Yards, Plays, TOP, Score. Lists scoring plays for Minnesota and Fresno State.

TEAM STATS

Table comparing Minnesota and Fresno St. stats: First Downs, Rushing Att-Yards, Passing Cmp-Att-Yds, etc.

INDIVIDUAL LEADERS

Table listing individual leaders for Rushing, Passing, Receiving, Defense, and Interceptions.

FRESNO, Calif. – Fresno State battled to the bitter end with Big Ten foe Minnesota in its home opener, falling in double overtime 38-35 in front of 34,790 Saturday night at Bulldog Stadium.



Trailing by three points after holding the Gophers to a field goal in the second overtime period, the Bulldogs aired it out on the first play from scrimmage with its next possession, only to be intercepted in the end zone to silence the home crowd to drop Fresno State to 0-2 for the first time since 2014.

In his first start at home, Jorge Reyna went 24-of-35 passing, throwing for 288 yards, along with three touchdowns and two interceptions, the latter being the costly one that sealed the game for the Gophers. Junior running back Ronnie Rivers produced 124 total yards offense (76 rushing/48 receiving) and a career-high two receiving touchdowns.

The defense won the turnover battle for the second consecutive week, forcing three turnovers. Justin Rice led the Bulldogs with 11 tackles, two forced fumbles and one fumble recovery.

Fresno State had the opportunity to close the game out with 46 seconds left on the clock, up by a touchdown, but Minnesota converted a pivotal fourth-and-13 scoring the game-tying touchdown to send the contest into overtime.

Notable

- Saturday's loss snapped an eight-game home winning streak.
• Fresno State has suffered just six losses in its last 27 games. The Bulldogs have not lost by double-digits since Oct. 28, 2017 – a 10 point loss to UNLV.
• The Bulldogs played in their second overtime game in the last four contests they've played in dating back to 2018. The last overtime game Fresno State participated in was a 19-16 single overtime win to defeat Boise State in the Mountain West championship game.
• Saturday's game was the Bulldogs' seventh multi-period overtime game played in, in program history.
• Fresno State dropped to 8-11 in overtime games in program history. Fresno State's last overtime game at
• Bulldog Stadium was also a double overtime contest, a 48-41 loss to Tulsa on Sept. 24, 2016.
• Fresno State owned a 21-14 lead after the third quarter. Tedford dropped to 20-3 in games with a lead after three quarters.
• Fresno States' defense forced three turnovers, all forced fumbles. The last time Fresno State recovered three fumbles in one game was on Nov. 22, 2014 at Nevada.



Game #3

Fresno State 34, Sacramento State 20

Sept. 21, 2019 • Bulldog Stadium • Fresno, Calif. • Attendance: 31,034

SCORE BY QUARTERS table with columns 1, 2, 3, 4, OT, FINAL and rows for Sacramento State and Fresno State.

SCORING SUMMARY table with columns Plays, TOP, Score and rows for FS 1st, SAC 1st, FS 2nd, SAC 2nd, FS 4th, SAC 4th, FS 4th, FS 4th.

TEAM STATS table with columns Sac St., Fresno St. and rows for First Downs, Rushing Att-Yards, Passing Cmp-Att-Yds, etc.

INDIVIDUAL LEADERS table with sections for Rushing, Passing, Receiving Yards, Defense, and Interceptions.

FRESNO, Calif. – A pair of fourth-quarter touchdowns on Saturday night lifted Fresno State to a 34-20 win over Sacramento State at Bulldog Stadium for win No. 1 of 2019 in front of more than 30,000 fans.



Fresno State totaled a season-high 471 yards of offense with 326 yards passing and 145 yards on the ground. Defensively, the 'Dogs held Sacramento State to 245 yards of offense with only 12 yards coming on the ground.

Leading the way for the Bulldogs through the air was senior quarterback Jorge Reyna who passed for a career-high 326 yards on 28-of-41 passing while throwing two touchdown passes. Hokit led the way on the ground with 12 carries for 72 yards and two rushing scores while adding three receptions for 22 yards and a touchdown.

Senior cornerback Jaron Bryant led the Bulldogs in tackles with eight, including six solo, and one tackle for loss along with one pass breakup. Junior linebacker Justin Rice added six stops, five solo, one tackle for loss and three pass breakups.

Notable

- Hokit accounted for three of the Bulldogs' five touchdowns in Saturday's game.
• Hokit had his first career game with a rushing TD (2) and a receiving TD (1).
• Hokit scored his ninth and 10th career rushing touchdowns.
• The Bulldogs improve to 12-2 at home in the Tedford era.
• The Bulldogs all-time series lead against Sacramento State increased to 4-0, following the win.
• But it was the first time in the series the Bulldogs allowed more than seven points in a game.
• Reyna connected with Grim, 7-yard TD, to put the 'Dogs on top 27-20 (6:41). It was Grim's second receiving score of the season and fifth career.
• Rivers registered a 6-yard TD in the second quarter, his first of the 2019 season and 16th career rushing score.
• Pope topped his career best total in receiving yards in the second quarter (5 rec., 70 yards) while also matching his career best in receptions. He finished with six receptions for 72 yards.
• Cusick placed all three of his punts inside the 10-yard line, including one on the 1-yard line.
• Against the odds – Fresno State won the turnover battle and lost games against USC and Minnesota, but lost the turnover battle to Sacramento State and won the game (2-1).
• Fresno State allowed 12 rushing yards. The Bulldogs have held an opponent under 50 yards rushing three times since 2016. They allowed 49 yards to Hawaii in 2016, -30 yards to Incarnate Word in 2017 and 12 yards to Sacramento State in 2019.
• This was the ninth time in the Tedford era an opponent was held to less than 100 yards rushing.

Game #4

Fresno State 30, New Mexico State 17

Sept. 28, 2019 • Aggie Memorial Stadium • Las Cruces, N.M. • Attendance: 8,872

SCORE BY QUARTERS table with columns 1, 2, 3, 4, OT, FINAL and rows for Fresno State and New Mexico State.

SCORING SUMMARY table with columns Plays, TOP, Score and rows for FS 1st, FS 2nd, FS 2nd, FS 2nd, NM 2nd, NM 3rd, FS 3rd, FS 3rd, NM 4th.

TEAM STATS table with columns Fresno St., NMSU and rows for First Downs, Rushing Att-Yards, Passing Cmp-Att-Yds, etc.

INDIVIDUAL LEADERS table with sections for Rushing, Passing, Receiving Yards, Defense, and Interceptions.

LAS CRUCES, N.M. – Behind 118 yards on the ground from Jalen Cropper and a two-interception night for Wylan Free, Fresno State walked out of Aggie Memorial Stadium on Saturday with a 30-17 win over New Mexico State.



Cropper led the team in all-purpose yardage with 132 yards from scrimmage (118 rushing, 14 receiving), which included 79 on one touch with an electric touchdown run in the second quarter. Redshirt freshman Emoryie Edwards saw the first game action of his career, and led all receivers with 70 yards on eight receptions.

The 'Dogs piled up 239 yards on the ground on 38 carries. Jorge Reyna finished 20-of-31 passing for 147 yards.

Defensively, the Bulldogs (2-2, 0-0 MW) held NMSU (0-5) to 315 total yards and produced three interceptions. Two of those came from Free, who entered the game with one in his career. The sophomore recorded Fresno State's first defensive score of the season with a 91-yard touchdown return on his first pick of the night. Justin Rice grabbed the team's third INT along with leading the 'Dogs with 10 tackles.

Notable

- Wide receiver Chris Coleman switched to cornerback and started opposite of Jaron Bryant - Coleman finished with three tackles.
• Cropper's 79-yard rushing TD was his first career score and it was the 13th longest run from scrimmage in program history.
• Free's INT touchdown return was the first by a Bulldog since Tank Kelly's 70-yard TD return in the 2018 Las Vegas Bowl against Arizona State and longest since Arron Mosby's 95-yard INT TD return versus San Jose State on Nov. 24, 2018.
• Free's 88-yard INT was the fifth-longest interception return for a touchdown in program history.
• Justin Rice finished with 10 tackles - Rice has double-digit tackles in three of the first four games this season.
• Reyna kept a clean sheet for the second-straight game, not throwing an interception.
• Cropper finished as the Bulldogs' leading rusher with 118 yards on five carries (23.5 yards per rush).
• Fresno State had a season-high three interceptions. The Bulldogs entered the game with two interceptions this season.
• Fresno State was averaging 8.8 yards per rush in the first half, and 6.3 in the game.
• Fresno State matched its season-high of eight TFLs.
• For the second time this season, kicker Cesar Silva was perfect going 3-of-3 on field goals (24, 28, 38) and was also 3-of-3 PATs.



Game #5 / MW Game #1

Air Force 43, Fresno State 24

Oct. 12, 2019 • Falcon Stadium • USAFA, CO • Attendance: 22,544

SCORE BY QUARTERS table with columns 1, 2, 3, 4, OT, FINAL and rows for Fresno State and Air Force.

SCORING SUMMARY

Table listing scoring plays, including GRIM 4 yd pass from REYNA, WATERS 53 yd pass from HAMMOND III, and EDWARDS 7 yd pass from REYNA.

TEAM STATS

Table comparing Fresno St. and AFA stats for First Downs, Rushing Att-Yards, Passing Cmp-Att-Yds, etc.

INDIVIDUAL LEADERS

Table listing individual leaders for Rushing, Passing, Receiving Yards, Defense, and Interceptions.

USAFA, Colo. – The Fresno State football team led Air Force in its Mountain West conference opener 24-22 at halftime, but fell 43-24 Saturday night at Falcon Stadium as the home team scored 21 unanswered in the second half.

With 69 rushing attempts, Air Force held a 340-59 advantage on the ground to control the clock as the Falcons held the ball for more than 39 minutes. In the second half, AFA held possession for 24:25 to the Bulldogs' 5:35.



After starting the game 13-of-13 passing, and 17-of-18 at the break, Jorge Reyna finished the game 20-of-27 passing for 209 yards and two touchdowns. Emorye Edwards led the 'Dogs with a season-high 73 yards on four receptions - all in the first half. Defensively, Wylan Free and Justin Rice led Fresno State with 13 tackles each while Mykal Walker (11) and Juju Hughes (10) both finished in double figures as well.

Notable

- Fresno State opened the first quarter with two touchdowns. It was the first time since Oct. 27, 2018 vs. Hawaii that the Bulldogs scored two TDs in the opening quarter.
Fresno State was 3-of-3 on third downs in the first quarter; the Bulldogs would go 1-of-5 over the next three quarters.
Jorge Reyna started the game completing his first 13 passes - his streak would end with a pass deflection in the second quarter with 10:09 remaining on the clock. Reyna finished the half 17-of-18.
Fresno State led the time of possession battle in the first quarter - 9:52 to 5:08 - the Bulldogs' possessed the ball a total of 10:39 throughout the remainder of the game and held possession just 5:35 in the second half.
Both teams scored on every one of their drives in the first half. The Bulldogs scored three TDs and a FG on their four drives while Air Force scored touchdowns on each of its three drives.
Fresno State gave up a season-high 43 points. It was the first time the Bulldogs surrendered 40-plus points since allowing 48 to Washington on Sept. 16, 2017.
The loss to Air Force was Fresno State's first double-digit loss since falling by 10 points to UNLV 26-16 on Oct. 28, 2017.
Fresno State dropped to 20-2 under Jeff Tedford when scoring first.
Fresno State did not force a turnover in a game for the first time since Nov. 17, 2018 against San Diego State.
Facing Air Force, Fresno State was the last FBS team to play a conference game in the 2019 season.

Game #6 / MW Game #2

Fresno State 56, UNLV 27

Oct. 18, 2019 • Bulldog Stadium • Fresno, Calif. • Attendance: 26,256

SCORE BY QUARTERS table with columns 1, 2, 3, 4, OT, FINAL and rows for UNLV and Fresno State.

SCORING SUMMARY

Table listing scoring plays, including GUTIERREZ 22 yd field goal, RIVERS 7 yd run, and GRIMES 12 yd pass from OBLAD.

TEAM STATS

Table comparing UNLV and Fresno St. stats for First Downs, Rushing Att-Yards, Passing Cmp-Att-Yds, etc.

INDIVIDUAL LEADERS

Table listing individual leaders for Rushing, Passing, Receiving Yards, Defense, and Interceptions.

FRESNO, Calif. – Behind 28 points off five turnovers, Fresno State cruised past UNLV, 56-27, on Friday night at Bulldog Stadium. The 'Dogs scored 21 of those points during a nine-minute span in the second half as their lead ballooned from eight to 36 points.



True freshman Levelle Bailey produced his first two takeaways of the year, and first two of the game, picking up a fumble and grabbing an interception both in the first quarter. Bailey's interception was the first of three on the night for Fresno State. Justin Rice forced a fumble and recovered a fumble in the same game for the second time this season - the recovery was an 18-yard touchdown return which gave Fresno State a 15-point advantage late in the third quarter that began a stretch of 28-unanswered points for the 'Dogs. The junior linebacker led Fresno State in tackles for the fourth time in the last five games as he racked up 10.

The Bulldogs' ground game, which had been averaging 141.2 yards per game, totaled 260 on the night compared to UNLV's 157. Fresno State's backfield accounted for six touchdowns, the most since the 2018 season opener, with three coming from Josh Hokit, two from Ronnie Rivers and one from Jorge Reyna. The senior quarterback also threw one touchdown to go with his 229 yards through the air. Jalen Cropper led the 'Dogs in rushing for the second game this season, carrying the ball twice with one an 82-yard gain that left the Bulldogs with first-and-goal from the 1-yard line. Kerik Wheatfall led the receiving corps with 86 yards on four catches.

Notable

- Fresno State improved to 9-3 all-time in home games against the Rebels.
The 'Dogs improve to 6-2 in MW home openers with Saturday's win.
Reyna posted his third game this season not throwing an interception.
The Bulldogs' five turnovers gained is the most since the 2018 season opener.
Bailey became the first player to recover a fumble and record an interception in the same game since Mike Bell on Oct. 14, 2017 versus New Mexico.
Ju. Rice forced his fourth fumble of the season, while Bailey recovered his first career fumble.
Ronnie Rivers scored his third and fourth touchdowns of the season - it was Rivers' fifth career-multi rushing score game, and first since the 2018 Las Vegas Bowl versus Arizona State on Dec. 15, 2018.
Jalen Cropper, who recorded a 79-yard run earlier this season - the 13th-longest run from scrimmage in school history - sprinted to an 82-yard run (tackled at the 1-yard line) and set the 10th-longest run from scrimmage in program history. It bumped his 79-yard run to the 14th longest.
Hokit's registered his second career three-touchdown rushing performance - last time was against San Diego State in 2017.
Ju. Rice recovered a fumble and returned it 18 yards for a touchdown. It was the first fumble recovered and returned for a touchdown by a Bulldog since Ejiro Ederaine did it against San Diego State on Oct. 26, 2013.
Mosby recorded his second career interception. His first career INT was a 95-yard touchdown return. His second was an interception returned 16 yards to the UNLV 1-yard line.



Game #7 / MW Game #3

Colorado State 41, Fresno State 31

Oct. 26, 2019 • Bulldog Stadium • Fresno, Calif. • Attendance: 32,890

SCORE BY QUARTERS table with columns 1, 2, 3, 4, OT, FINAL and rows for Colorado State and Fresno State.

SCORING SUMMARY

Table with columns: CSU, Time, Player, Play, Plays, TOP, Score. Lists scoring plays for both teams.

TEAM STATS

Table comparing Colorado St. and Fresno St. stats: First Downs, Rushing Att-Yards, Passing Cmp-Att-Yds, etc.

INDIVIDUAL LEADERS

Table listing individual leaders for Rushing, Passing, Receiving Yards, and Defense.

FRESNO, Calif. — In a game that saw Fresno State climb back from an early deficit, Colorado State scored the final 10 points to spoil Homecoming on Saturday at Bulldog Stadium with a 41-31 win.

Colorado State's fast start came with 227 yards of offense in the first quarter as they outgained Fresno State by 112 yards in the game. In total, CSU recorded 500 yards, the most surrendered by a Bulldog team since September of 2016.



Ronnie Rivers led Fresno State with 215 all-purpose yards, rushing for a season-high 146 yards. The running back also led the 'Dogs in receiving with 42 yards on four catches. Rivers and Josh Hokit accounted for two rushing touchdowns apiece.

Justin Rice recorded double-digit tackles for the sixth time this season, posting 11 stops, nine of which were solo. Juju Hughes grabbed his second interception in as many weeks.

Notable

- Fresno State allowed 500 yards offense for the first time since allowing 617 yards total offense against Tulsa on Sept. 24, 2016.
• The Bulldogs allowed 227 yards offense in the first quarter, the most allowed by a Tedford team.
• Colorado State's second play from scrimmage was a 69-yard touchdown pass from Patrick O'Brien to Trey McBride - it was the longest play from scrimmage allowed this season.
• Fresno State drops to 1-3 against Colorado State in Mountain West games, and trail the all-time series 5-10.
• The loss was the third on homecoming in the last 10 years.
• Fresno State drops to 1-2 in Mountain West games in 2019, but continues to control its own destiny to win the West Division as four teams have two losses while San Diego State has one.
• Fresno State had a season-high nine penalties called against them for a season-high 74 yards.
• Ronnie Rivers tallied a season-high 146 rushing yards, averaging 10.4 yards per carry on 14 rushes.
• Rivers recorded his fourth career 100-yard rushing game.
• Fresno State had two individuals rush for two touchdowns in back-to-back games (Hokit/Rivers). Records show it was the first time to happen dating back to at least 2002.
• Juju Hughes recorded an interception for the second-straight game. It was his seventh career.
• Josh Hokit recorded his third multi-TD game in the last five games.
• Josh Hokit owns a team-lead eight rushing touchdowns in seven games this season. Rivers led the team with 10 rushing TDs in 2018.
• Justin Rice led the team in tackles for the fifth time in seven games.
• Rice had recorded double-digit tackles in six of seven games.
• Arron Mosby posted a 2.0 career TFLs.
• Jared Rice's streak of 21 games started consecutively ended on Saturday against the Rams.

Game #8 / MW Game #4

Fresno State 41, Hawai'i 38

Nov. 2, 2019 • Aloha Stadium • Honolulu, HI • Attendance: 22,058

SCORE BY QUARTERS table with columns 1, 2, 3, 4, OT, FINAL and rows for Fresno State and Hawai'i.

SCORING SUMMARY

Table with columns: FS, UH, Time, Player, Play, Plays, TOP, Score. Lists scoring plays for both teams.

TEAM STATS

Table comparing Fresno St. and Hawai'i stats: First Downs, Rushing Att-Yards, Passing Cmp-Att-Yds, etc.

INDIVIDUAL LEADERS

Table listing individual leaders for Rushing, Passing, Receiving Yards, and Defense.

HONOLULU — In a game that had multiple momentum swings with both teams leading by double digits, Fresno State walked out of Aloha Stadium on Saturday evening on the leg of Cesar Silva as the Bulldog junior hit a 37-yard field goal as time expired to give the 'Dogs a 41-38 win. It was the Bulldogs sixth-straight victory over the Rainbow Warriors on their home field.



With 1:08 left in the game after Hawai'i knotted the game, 38-38, senior quarterback Jorge Reyna led the offense to the 20-yard line to set Silva up for the attempt. Reyna would finish the game with 284 yards of offense with 188 coming through the air and a career-high 96 on the ground. Ronnie Rivers recorded his second-straight 100-yard rushing game, finishing with 103 yards and two touchdowns on 19 carries. Jalen Cropper, who was a spark throughout the night, totaled 159 yards of offense (36, passing, 61 rushing, 62 receiving) and threw a touchdown.

Juju Hughes registered a game-high 10 tackles and two pass breakups on the defensive side of the ball. Evan Williams produced Fresno State's lone takeaway, grabbing his first-career interception.

Notable

- Fresno State now owns a six-game win streak on the Island (2009, '11, '13, '15, '17, '19).
• Fresno State held Hawai'i scoreless in the first quarter. It was the second time the Bulldogs held their opponent scoreless in the opening quarter this season. It was the first time the Rainbow Warriors were held from scoring in the first quarter since traveling to Washington earlier this season.
• Fresno State allowed 24 points in the second quarter; it was the most points allowed in a single quarter this season. It was the most allowed in a single quarter since traveling to Washington on Sept. 16, 2017 (27).
• Fresno State manufactured a season-high 514 yards offense; the last time the Bulldogs surpassed 500 yards offense in a game was the last time they faced Hawai'i, at Bulldog Stadium in 2018.
• Fresno State improved to 22-3 under Tedford when holding a lead entering the fourth quarter.
• Fresno State held Hawaii to 0-of-3 on fourth down conversion attempts. Hawai'i entered the game leading the Mountain West in the category having gone 14-of-20 entering the game.
• True freshman Evan Williams, in his first career start, led the team at halftime with seven tackles and finished with nine; he entered the game with two tackles in the previous seven games this season.
• True freshman Jalen Cropper recorded his second rushing touchdown of the season on a 53-yard scamper. Cropper has been a part of the three longest rushes for Fresno State this season (82, 79, 53).
• Ronnie Rivers has posted back-to-back 100-yard rushing games for the first time in his career. He rushed for 146 against Colorado State and 104 against Hawai'i.
• Rivers has rushed for two TDs in a game in three straight contests. He is the first Bulldog to accomplish that feat since Ryan Mathews did it during the 2009 season.
• Jorge Reyna rushed for a career-high 96 yards, surpassing his previous high of 88 in the season opener at USC.
• Jared Rice recorded his third touchdown of the season, a 26-yard reception from Reyna. It places him tied for second in career touchdown catches by a tight end in program history (Bear Pascoe-10, Jared Rice-10, Marty Thompson-11).
• Cesar Silva hit a game-winner as time expired, a 37-yarder. The last time Fresno State hit a game-winning kick was versus Louisiana Tech on Nov. 21, 2009.



Game #9 / MW Game #5

Utah State 37, Fresno State 35

Nov. 9, 2019 • Bulldog Stadium • Fresno, CA • Attendance: 32,037

SCORE BY QUARTERS	1	2	3	4	OT	FINAL	
Utah State	7	14	10	6	-	37	Record (5-4, 4-1)
Fresno State	7	7	14	7	-	35	Record (4-5, 2-3)

SCORING SUMMARY

			Plays	TOP	Score
FS 1st	08:23	RIVERS 10 yd run (SILVA kick)	12-82	6:37	0-7
USU 1st	05:07	BRIGHT 21 yd run (EBERLE kick)	7-71	3:07	7-7
FS 2nd	11:21	RIVERS 2 yd run (SILVA kick)	10-67	5:42	7-14
USU 2nd	07:59	MARINER 15 yd pass from LOVE (EBERLE kick)	8-76	3:16	14-14
USU 2nd	00:39	MARINER 8 yd pass from LOVE (EBERLE kick)	9-86	1:51	21-14
USU 3rd	11:01	WARREN 6 yd run (EBERLE kick)	8-60	3:51	28-14
FS 3rd	07:56	HOKIT 1 yd run (SILVA kick)	7-83	3:00	28-21
USU 3rd	05:16	EBERLE 25 yd field goal	7-79	2:31	31-21
FS 3rd	03:04	RIVERS 6 yd run (SILVA kick)	5-75	2:12	31-28
FS 4th	14:11	CROPPER 10 yd run (SILVA kick)	4-43	2:21	31-35
USU 4th	12:31	EBERLE 39 yd field goal	9-54	1:40	34-35
USU 4th	00:00	EBERLE 30 yd field goal	8-41	3:05	37-35

TEAM STATS

	Fresno St.	Utah St.
First Downs	16	26
Rushing Att-Yards	36-156	34-137
Passing Cmp-Att-Yards	16-20-263	30-39-388
Total Plays-Yards	56-419	73-525
Fumbles-Lost	0-0	1-0
Penalties-Yards	11-108	8-53
Punts-Yards	4-189	2-86
Average	47.2	43.0
Net	45.2	37.0
Punt Returns (#-Yds-TD)	1-12-0	1-8-0
Kickoff Returns (#-Yds-TD)	5-93-0	5-91-0
Interceptions-Yards-TD	0-0-0	0-0-0
Fumble Ret-Yards-TD	0-0-0	0-0-0
Time of Possession	31:38	28:22
3rd Downs	7-of-11	6-of-12
4th Downs	0-of-0	1-of-2
Sacks By	1-5	1-4

INDIVIDUAL LEADERS

- Rushing (att-yds-TD):**
FS - Ronnie Rivers (17-102-3)
USU - Gerold Bright (14-79-1)
- Passing (cmp-att-int-yds-TD):**
FS - Jorge Reyna (16-20-0-263-0)
USU - Jordan Love (30-39-0-388-2)
- Receiving Yards (no-yds-TD):**
FS - Jalen Cropper (3-87-0)
USU - Siaoosi Mariner (11-103-2)
- Defense (ST-AT-TT-TFL-Sack):**
FS - Evan Williams (8-1-9-0-0)
USU - Troy Lefeged Jr. (5-2-7-0-0)
- Interceptions (no-yds-TD):**
FS - none
USU - none

FRESNO, Calif. – For the second consecutive week, Fresno State would see a game-ending field goal decide the game. This week, though, the Bulldogs were on the opposite end as Utah State’s Dominik Eberle connected on a 30-yard attempt to give the Aggies a 37-35 win on Saturday night at Bulldog Stadium.



Fresno State allowed 525 yards of offense, including 388 yards through the air, compared to its own 419 yards. Ronnie Rivers racked up 102 yards on the ground for the Bulldogs and found the end zone three times, his fourth-straight game with at least two rushing touchdowns. Jorge Reyna threw for 263 yards on 16-of-20 passing. In his second-straight start, Evan Williams led the Bulldogs’ with nine tackles, which matched his season-high from last week at Hawai’i.

Notable

- Fresno State remains the leader of the all-time series 17-13-1 versus Utah State, despite the loss.
- In four meetings since Fresno State and Utah State began sharing conference affiliation in the Mountain West in 2013, Fresno State drops to 1-3 in games against the Aggies. The Bulldogs won the inaugural MW Championship game in 2013 and have dropped their last three meetings.
- Fresno State, who entered the game having started 39 different players ranking as the eighth-most in the FBS, saw two more join the list on Saturday as Tyrone Sampson Jr. and Leevil Tatum III earned their first career starts.
- With 18 turnovers gained through eight games, the Bulldogs rank tied for 5th in the FBS in turnovers gained per game with 2.25, and failed to produce a turnover on Saturday against Utah State.
- For the second-straight game, Fresno State took its opening drive and scored a touchdown.
- Utah State’s first touchdown, a 21-yard rush, was the first explosive rush allowed for a score this season. The Bulldogs allowed a season-high seven explosive play to Utah State.
- Fresno State was 6-of-8 on third-down conversions in the first half and 1-of-3 on third downs in the second half while USU was 4-of-5 on third downs in the first half and 2-of-7 on third downs in the second half.
- Fresno State had a season-high 11 penalties for 108 yards.
- Fresno State trailed by 14 points at the 11:01 mark of the third quarter, and overtook the lead 35-31 with 14:11 left in the game. The last time Fresno State came back from a 14-point deficit in the second half and won was on Oct. 16, 2015.