

OFFENSIVE TEAM RECORDS

RUSHING

Most rushes

Game: 71, vs. Pacific, 1991; San Jose State, 1991
Season: 655, 1991

Most net yards gained

Game: 503, vs. Hawai'i, 2004
Season: 3,501, 1991

Most net yards lost

..... 83, vs. Bowling Green, 1983

Highest average per rush

Game: 9.0, vs. New Mexico, 1991
Season: 6.0, 1952

Highest average per game

Season: 281.9, 1952

Most touchdowns

Game: 9, vs. Hawai'i, 2004
..... 9, vs. New Mexico, 1991
Season: 44, 1991

PASSING

Most attempts

Game: 73, vs. Rutgers, 2013
Season: 675, 2013

Most completions

Game: 52, vs. Rutgers, 2013
Season: 461, 2013

Most had intercepted

Game: 7, vs. Idaho State, 1968; Humboldt State, 1968
Season: 30, 1951 and 1975

Most yards gained

Game: 538, vs. New Mexico, 2013
..... 536, vs. Pacific, 1987
..... 536, vs. San Diego State, 2012
Season: 5,134, 2013

Highest pct.

Game: 882 (30-34), vs. Air Force, 2012
Season: 682, 2013

Most yards per game

Season: 394.9, 2013

Most touchdowns

Game: 7, vs. New Mexico, 2013
..... 6, at San Jose State, 2013;
..... 6, vs. Long Beach State, 1978;
..... 6 vs. San Jose State, 1999;
..... 6 vs. Utah State, 2001
Season: 50, 2013

Fewest sacks allowed

Season: 10, 2017
..... 11, 2013
..... 12, 2006

TOTAL OFFENSE

Most plays (passing and rushing)

Game: 102, vs. Utah State, 1987
Season: 1,096, 2014

Most yards gained

Game: 822, vs. New Mexico, 2013
Season: 7,101, 2013

Highest average per play

Game: 9.93, vs. Colorado, 2012
Season: 7.2, 2007

Highest average per game

Season: 546.2, 2013

PUNTING

Most punts

Game: 13, vs. No. 21 Nebraska, 2014
..... 13, vs. Long Beach State, 1983
Season: 87, 2003

Most yards

Game: 527, vs. No. 21 Nebraska, 2014
Season: 3,432, 2014

Highest average per punt

Game: 54.0 vs. San Jose State, 2009
Season: 44.7, 2009

PUNT RETURNS

Most punt returns

Game: 8, vs. Bowling Green, 1982
Season: 51, 2x, 1986 and 2003

Most yards returned

Game: 253, vs. Weber State, 2005
Season: 636, 2001

Highest average per return

Game: 50.6, vs. Utah, 1990
Season: 18.6, (33 for 614), 2005

KICKOFF RETURNS

Most kickoff returns

Game: 10, vs. Boise State, 2011
Season: 80, 2011

Most yards returned

Game: 390, vs. New Mexico State, 2007
Season: 1,643, 2011

Highest average per return

Season: 26.8 (58 for 1,556), 2007

MISCELLANEOUS

Most first downs

Game: 39, vs. Idaho, 2013
Season: 368, 2013

Most first downs, rushing

Game: 25, vs. Pacific, 1991
Season: 195, 1991

Most first downs, passing

Game: 22, vs. UNLV, 2013
Season: 220, 2013

Most penalties against FS

Game: 22, vs. San Jose State, 1981
Season: 136, 1970

Most penalty yards against FS

Game: 194, vs. San Jose State, 1981
Season: 1,051, 1977

Fumbles

Most Total: 56, 1977
Most Lost (season): 30, 1978
Most fumbles lost (game): 6, vs. San Diego State, 1940
Fewest fumbles lost (season): 4 (of 9), 2006

SCORING

Most touchdowns

Game: 13, vs New Mexico, 1991
Rushing: 9, vs. New Mexico, 1991; vs. Hawai'i, 2004
Passing: 7, vs. New Mexico, 2013
Season: 71, 2013

Most points after touchdown

Game: 13, vs. New Mexico, 1991
Season: 71, 2013

Most field goals

Game: 5, vs. Utah State, 1984
Season: 23, 2001

Most consecutive field goals:

..... 15, 2009
..... 15, 2016

Most points by half

First half: 66, vs. New Mexico, 1991 (66-7)
Second half: 40, vs. Washburn, 1965 (54-0)

Most total points

Game: 94, vs. New Mexico, 1991
Season: 564, 2013

DEFENSIVE TEAM RECORDS

RUSHING

Fewest rushes by opponent

Game: 15, vs. Hawai'i, 2002
Season: 394, 1985

Fewest net yards by opponent

Game: -30, vs. Incarnate Word, 2017
Season: 471, 1942

Lowest average per rush by opponent

Game: -1.1 vs. Incarnate Word, 2017
Season: 2.4 (462 for 1,097 yds), 1986

Fewest rushing touchdowns by opponent (season):

..... 11, 1989

Fewest avg. rushing yards per game by opponent (season):

..... 47.1, 1942

PASSING

Fewest attempts by opponent

Game: 0, by many
Season: 142, 1942

Fewest completions by opponent

Game: 0, by many
Season: 49, 1942

Passes intercepted

Game: 7, vs. Idaho State, 1968
Season: 35, 1968

Fewest passing yards per game by opponent

Season: 44.0, 1942

Lowest completion percentage by opponent

Season: 345, 1942

Fewest touchdowns passes by opponent (season):

..... 0, by many

TOTAL DEFENSE

Fewest rushing and pass plays by opponent

Game: 26, vs. Whittier, 1942
Season: 582, 1957

Fewest yards gained by opponent

Game: 18, vs. Whittier, 1942
Season: 911, 1942

Lowest average per play by opponent

Game: 0.69, vs. Whittier, 1942
Season: 3.2 (713 for 2323)

Fewest yards per game by opponent:

..... 91.1, 1942

SCORING

Fewest points allowed

Game: 0, many times
Season: 44, 1924

Fewest touchdowns allowed* (season):

..... 23, 1998

(*since 1989)

INTERCEPTIONS

Game: 6, vs. Bowling Green, 1961
Season: 35, 1968

MOST INT RETURN FOR TD

Game: 3, four times
Season: 6, 2012
..... 4, 2004, 2002
..... 3, 1999, 1997, 1974, 1968

PUNTING

Most times opponent forced to punt

Game: 13, Drake, 1946
..... 13, CS Fullerton, 1991
..... 13, Sacramento State 2016
Season: 90, 1989

Lowest average per punt by opponent

Game (min. 5): 29.0, Nebraska, 2016
Season: 33.0, 1965

RETURNS

Fewest punt returns allowed by opponent (season):

..... 7, 2005

Fewest punt yards returned allowed by opponent (season):

..... 27, 2013;
..... 27, 2004

Lowest average kickoff per return by opponent (season):

..... 16.4, 1979

MISCELLANEOUS

Fewest total first downs by opponent

Game: 1, vs. Ford Ord, 1942

Most penalties by opponent

Game: 18, vs. Nevada, 2004
Season: 116, 1983

Most yards penalized by opponent

Game: 160, vs. Long Beach State, 1983
Season: 1,035, 1986

Most fumbles by opponent (season):

..... 51, 1977

Most fumbles recovered:

..... 29, 1977

Most fumbles by opponent (game):

..... 15, vs. Boise State, 1977

YEAR-BY-YEAR TEAM STATS *(since 1991)*

Year	W-L-T	Scoring				1st Downs	Rushing				Passing				Total Offense				Pen	Yards	
		TDs	FGs	Points	Avg.		Rush	Yards	TDs	Avg/Gm	Pass Comp.	Att.	Int.	TD	Yards	Avg/Gm	Total Plays	Yards			Avg/Gm
1991	11-1	68	12	513	42.8	337	653	3437	42	286.4	207	337	8	22	2967	247.3	990	6386	532.2	91	767
1992	9-4	68	11	510	39.0	323	590	2958	40	227.5	198	375	14	24	3238	249.1	965	6196	476.6	94	844
1993	8-4	61	15	467	38.9	331	483	2441	25	203.4	262	413	6	31	3948	329.0	896	6389	532.4	95	913
1994	5-7-1	47	15	376	29.7	271	528	1793	26	137.9	229	408	15	21	3304	254.2	936	5097	392.1	61	493
1995	5-7	50	8	371	30.9	290	467	1996	22	166.3	247	431	17	25	3483	290.3	899	5479	456.6	79	736
1996	4-7	35	7	267	24.3	262	443	1878	21	170.7	208	348	17	13	2810	255.5	791	4688	426.2	56	503
1997	6-6	41	12	318	26.5	220	469	1780	17	148.3	187	335	7	20	2018	168.2	741	3798	316.5	75	599
1998	5-6	31	13	265	24.1	181	418	1691	16	153.7	175	305	4	12	2238	203.5	723	3929	357.2	70	581
1999	8-5	55	11	413	31.8	252	493	2202	17	169.4	251	387	3	32	2778	213.7	880	4980	383.1	115	910
2000	7-5	41	9	317	26.4	213	409	146	11	121.8	226	375	12	25	2888	240.7	784	4350	362.5	105	876
2001	11-3	69	23	560	40.0	338	524	2146	21	153.3	347	542	10	46	4876	348.3	1066	7022	501.6	130	1076
2002	9-5	44	23	378	27.0	276	518	1854	15	132.4	266	483	14	23	3382	241.6	1001	5236	374.0	117	1065
2003	9-5	37	21	322	23.0	258	528	2246	18	160.4	267	470	15	15	2690	192.1	998	4936	352.6	98	928
2004	9-3	65	10	482	40.2	246	506	2730	36	227.5	175	298	15	23	2124	177.0	804	4854	404.5	92	865
2005	8-5	63	17	491	37.8	289	476	2140	25	164.6	271	430	16	31	3384	260.3	906	5524	424.9	105	944
2006	4-8	35	11	276	23.0	210	430	2160	15	180.0	178	322	15	16	1898	158.2	752	4058	338.2	61	474
2007	9-4	54	16	427	32.8	283	564	2742	34	210.9	215	343	5	15	2712	208.6	907	5454	419.5	83	714
2008	7-6	49	15	385	29.6	269	479	2370	24	182.3	221	372	12	18	2664	204.9	851	5034	387.2	64	543
2009	8-5	56	15	440	33.8	275	555	2976	30	228.9	194	321	11	21	2621	201.6	876	5597	430.5	57	515
2010	8-5	45	21	377	29.0	251	494	1958	19	150.6	228	364	9	24	2860	220.0	858	4818	370.6	73	642
2011	4-9	49	10	371	28.5	269	439	1810	18	139.2	279	448	10	26	3544	272.6	887	5354	411.8	88	809
2012	9-4	66	12	493	37.9	305	471	1975	19	151.9	352	535	8	38	4233	325.6	1006	6208	477.5	88	799
2013	11-2	76	11	564	43.4	368	413	1967	21	151.3	460	675	10	50	5133	394.8	1088	7100	546.2	68	673
2014	6-8	49	9	371	26.5	296	566	2553	22	182.4	299	530	21	25	3132	223.7	1096	5685	406.1	59	546
2015	3-9	35	8	267	22.2	207	423	1642	14	136.8	202	403	16	20	2140	178.3	826	3782	315.2	59	471
2016	1-11	24	15	212	17.7	206	440	1394	11	116.2	210	405	13	13	2557	213.1	845	3951	329.2	76	669
2017	10-4	43	25	380	27.1	270	515	2170	22	155.0	268	437	7	19	3331	237.9	952	5501	392.9	74	610

**YEAR-BY-YEAR OPPONENT STATS** *(since 1991)*

Scoring	Rushing					Passing					Total Offense										
Year	Games	TDs	FGs	Points	Avg.	1st Downs	Rush	Yards	TDs	Avg/Gm	Pass Comp.	Att.	Int.	TD	Yards	Avg/Gm	Total Plays	Yards	Avg/Gm	Pen	Yards
1991	12	27	8	213	17.8	185	452	1797	16	149.8	124	301	17	10	1857	154.8	753	3600	300.0	69	596
1992	13	49	11	364	28.0	295	596	2651	34	203.9	173	341	19	13	2649	203.8	937	5300	407.7	78	691
1993	12	46	10	350	29.2	261	575	2611	27	217.6	148	284	15	18	2485	207.1	859	5096	424.7	95	836
1994	13	57	9	426	32.8	283	565	2714	32	208.8	212	374	10	24	3322	255.5	939	6036	464.3	103	876
1995	12	49	14	371	30.9	294	539	2636	29	219.7	198	366	7	18	2963	246.9	905	5599	466.6	69	663
1996	11	46	8	344	31.3	253	451	2017	25	183.4	197	340	7	20	2562	232.9	791	4579	416.3	70	540
1997	12	40	5	288	24.0	247	516	2144	22	178.7	215	373	17	16	2393	199.4	889	4537	378.1	87	758
1998	11	23	9	225	20.4	217	485	1813	14	164.8	178	326	12	9	2162	196.5	814	3975	361.4	75	639
1999	13	35	14	282	21.7	272	527	1853	16	142.5	243	450	16	17	3278	252.2	977	5131	394.7	101	857
2000	12	33	8	251	20.9	252	522	1879	18	156.6	209	399	13	11	2475	206.2	921	4354	362.8	101	845
2001	14	44	12	344	24.6	281	510	1637	14	116.9	290	522	24	27	3700	264.3	1032	5337	381.2	98	751
2002	14	47	18	379	27.1	302	407	2234	23	159.6	254	460	19	21	3432	245.1	1028	5666	404.7	98	862
2003	14	39	14	317	22.6	269	528	2447	17	174.8	251	451	16	22	2890	206.4	979	5337	381.2	91	794
2004	12	32	10	253	21.1	221	486	1974	21	164.5	185	362	16	9	2097	174.8	848	4071	339.2	81	750
2005	13	37	12	292	22.5	254	460	1931	21	148.5	239	405	9	16	2579	198.4	865	4510	346.9	69	623
2006	12	48	4	339	28.2	228	404	1689	18	140.8	233	365	5	26	2666	222.2	769	4355	362.9	58	533
2007	13	42	18	351	27.0	276	476	2357	23	181.3	264	460	4	18	2942	226.3	936	5299	407.6	83	753
2008	13	48	23	404	31.1	261	490	2730	24	210.0	224	384	5	20	2611	200.8	874	5341	410.8	81	749
2009	13	47	13	369	28.4	251	463	2783	22	214.1	202	366	8	24	2595	199.6	829	5378	413.7	69	598
2010	13	50	14	390	30.0	236	450	2060	26	158.5	219	377	8	20	2714	208.8	827	4774	367.2	59	505
2011	13	60	14	457	35.2	267	451	2166	34	166.6	243	438	5	21	3500	269.2	889	5666	435.8	74	700
2012	13	40	9	310	23.8	229	549	2232	20	171.7	196	381	22	15	2173	167.2	930	4405	338.8	72	610
2013	13	51	13	394	30.3	266	529	1926	22	148.2	280	463	14	26	3674	282.6	992	5600	430.8	89	812
2014	14	58	17	454	32.4	279	615	2827	24	201.9	243	403	9	32	3557	254.1	1018	6384	456.0	109	905
2015	12	63	6	457	38.1	267	563	2816	32	234.7	206	331	9	20	2538	211.5	894	5354	446.2	67	626
2016	12	48	12	371	30.9	261	601	2972	25	247.7	159	270	5	21	2009	167.4	871	4981	415.1	69	624
2017	14	30	14	251	17.9	239	463	1588	13	113.4	275	461	9	14	2900	207.1	924	4488	320.6	72	567

ANNUAL LEADERS

PASSING YARDAGE LEADERS

Year	Player	Comp.	Att.	Pct.	Yards	TD	INT	Cl.
1947	Montgomery				853			
1948								
1949								
1950	Scales				738			
1951	Sommers				556			
1952	Bistrick				790			
1970	Karl Francis	134	261	51.3	1,783	17	13	Sr.
1971	John Behrens	67	159	42.1	880	5	12	Jr.
1972	John Behrens	139	315	44.1	1,857	9	20	Sr.
1973	Rod Kraft	43	110	39.1	695	8	11	Fr.
1974	Neftali Cortez	120	255	47.1	1,916	16	15	Jr.
1975	Neftali Cortez	125	246	50.8	1,674	8	22	Sr.
1976	Dean Jones	65	128	50.8	696	6	6	Jr.
1977	Dean Jones	56	148	37.8	941	5	7	Sr.
1978	Bill Yancy	66	161	41.0	1,083	10	16	Jr.
1979	Sergio Toscano	76	142	53.5	1,084	7	5	RFr.
1980	Sergio Toscano	121	247	49.0	1,476	8	11	So.
1981	Jeff Tedford	132	250	52.8	1,879	11	11	Jr.
1982	Jeff Tedford	184	348	52.9	2,994	24	22	Sr.
1983	Kevin Sweeney	166	334	49.7	2,359	16	19	RFr.
1984	Kevin Sweeney	227	421	53.9	3,259	20	13	So.
1985	Kevin Sweeney	186	314	59.2	2,789	17	8	Jr.
1986	Kevin Sweeney	160	284	56.3	2,363	15	9	Sr.
1987	Dave Telford	202	351	57.5	2,589	12	10	Jr.
1988	Mark Barsotti	116	232	50.0	1,795	9	11	RFr.
1989	Mark Barsotti	138	262	52.7	1,987	15	12	So.
1990	Mark Barsotti	182	346	52.6	2,534	9	12	Jr.
1991	Mark Barsotti	123	191	64.4	1,777	17	4	Sr.
1992	Trent Dilfer	188	360	52.2	3,000	21	14	So.
1993	Trent Dilfer	254	396	64.1	3,799	30	5	Jr.
1994	Richie Donati	152	263	57.8	2,254	11	9	So.
1995	Richie Donati	141	254	55.5	1,890	12	11	Jr.
1996	Jim Arellanes	173	281	61.6	2,487	13	14	Sr.
1997	Billy Volek	178	318	56.0	1,853	17	6	So.
1998	Billy Volek	151	261	57.9	1,973	10	3	Jr.
1999	Billy Volek	249	383	65.0	2,706	30	3	Sr.
2000	David Carr	216	349	61.9	2,729	23	12	Jr.
2001	David Carr	344	533	64.5	4,839	46	9	Sr.
2002	Paul Pinegar	230	403	57.1	2,929	20	10	RFr.
2003	Paul Pinegar	174	294	59.2	1,773	11	9	So.
2004	Paul Pinegar	173	292	59.2	2,099	23	15	Jr.
2005	Paul Pinegar	265	416	63.7	3,335	30	15	Sr.
2006	Tom Brandstater	146	268	54.5	1,490	13	14	So.
2007	Tom Brandstater	211	337	62.6	2,654	15	5	Jr.
2008	Tom Brandstater	221	371	59.6	2,664	18	12	Sr.
2009	Ryan Colburn	181	298	60.7	2,459	19	11	Jr.
2010	Ryan Colburn	227	360	63.1	2,817	23	9	Sr.
2011	Derek Carr	279	446	62.6	3,544	26	9	So.
2012	Derek Carr	344	511	67.3	4,104	37	7	Jr.
2013	Derek Carr	454	659	68.9	5,083	50	8	Sr.
2014	Brian Burrell	252	432	58.3	2,620	22	18	Jr.
2015	Zack Greenlee	74	156	47.4	866	13	6	So.
2016	Chason Virgil	166	322	51.6	2,021	13	10	RFr.
2017	Marcus McMaryion	218	351	62.1	2,726	14	5	Jr.

RUSHING YARDAGE LEADERS

Year	Player	Att.	Yards	Avg.	TDs	Cl.
1947	Vincent Palmo		197			
1950	John Morse		336			
1951	Nick Dokoozlian		464			
1952	Larry Willoughby	141	1,092	7.74	11	
1953						
1954	Dean Philpott		527			
1955						
1956	Dean Philpott		807			

Year	Player	Att.	Yards	Avg.	TDs	Cl.
1957	Dean Philpott		767			
1958	Dale Messer		617			So.
1959	Dale Messer	72	485	6.7	8	Jr.
1960	Dale Messer	131	811	6.2	18	Sr.
1961	Bill Kendrick	89	484	5.4	6	Sr.
1962	Jim Long	58	313	5.4	11	Jr.
1963	Herman Hamp		282			Sr.
1964	Ken Long	115	715	6.2	13	Jr.
1965	Dan Wilsey (FB)	48	215	4.5	2	Sr.
1966	Ken Long	75	297	3.9	4	Sr.
1967	Fred Figueroa (FB)	125	428	3.4	1	Sr.
1968	Mike Flores (FB)		724			Sr.
1969	Walt Jensen	97	312	3.2	1	Sr.
1970	Henry Woodson	200	822	4.1	10	Jr.
1971	Herbie Phillips (FB)	169	719	4.2	5	Jr.
1972	Larry Miller	167	660	4.0	7	Jr.
1973	Greg Bass	76	367	4.8	1	Sr.
1974	Jeff Johnson	135	565	4.3	3	So.
1975	Jeff Johnson	185	774	4.2	10	Jr.
1976	Dean Jones (QB)	153	646	4.2	8	Jr.
1977	Steve Franklin	135	789	5.8	4	Sr.
1978	Keith Gooch	108	531	4.9	5	Fr.
1979	Ken Lovely	182	825	4.2	6	Jr.
1980	Ted Torosian	123	520	4.2	4	Jr.
1981	Ted Torosian	155	639	4.1	3	Sr.
1982	Ken Williams	75	422	5.6	4	Jr.
1983	Ken Williams	91	391	4.3	1	Sr.
1984	Calvin Scruggs	113	343	3.0	2	Fr.
1985	James Williams	197	1,111	5.6	14	Jr.
1986	James Williams	166	885	5.3	8	Sr.
1987	Kelly Skipper	141	588	4.2	6	Jr.
1988	Myron Jones	136	746	5.4	10	Jr.
1989	Aaron Craver	247	1,313	5.3	9	Jr.
1990	Aaron Craver	225	1,003	4.5	17	Sr.
1991	Ron Rivers	141	989	7.0	5	So.
1992	Ron Rivers	154	1,007	6.5	9	Jr.
1993	Ron Rivers	230	1,477	6.4	14	Sr.
1994	Jerome Oliver	258	1,106	4.3	8	Jr.
1995	Reggie Brown	131	719	5.5	9	Sr.
1996	Michael Pittman	214	1,132	5.3	13	Jr.
1997	Michael Pittman	238	1,057	4.4	8	Sr.
1998	Jaime Kimbrough	213	1,168	5.5	10	Sr.
1999	Derrick Ward	147	875	6.0	7	Fr.
2000	Josh Levi	92	397	4.3	2	So.
2001	Paris Gaines	220	1,044	4.7	8	Sr.
2002	Rodney Davis	313	1,586	5.1	9	Jr.
2003	Dwayne Wright	190	1,038	5.5	3	Jr.
2004	Bryson Sumlin	191	1,104	5.8	13	Sr.
2005	Wendell Mathis	248	1,313	5.3	15	Sr.
2006	Dwayne Wright	261	1,462	5.6	11	Sr.
2007	Ryan Mathews	145	866	6.0	14	Fr.
2008	Anthony Harding	147	822	5.6	6	Jr.
2009	Ryan Mathews	276	1,808	6.6	19	Jr.
2010	Robbie Rouse	205	1,129	5.5	8	So.
2011	Robbie Rouse	329	1,549	4.7	13	Jr.
2012	Robbie Rouse	282	1,490	5.3	12	Sr.
2013	Josh Quezada	155	807	5.2	6	Jr.
2014	Marteze Waller	225	1,368	6.1	11	Jr.
2015	Marteze Waller	228	920	4.0	5	Sr.
2016	Dontel James	208	697	3.4	5	Jr.
2017	Jordan Mims	151	627	4.2	6	Fr.

ANNUAL LEADERS

Net Rushing Yardage Leaders
(By a QB)

Year	Player	Att.	Yards	Avg.	TDs
1973	Rod Kraft	75	144	1.9	2
1974	Neftali Cortez	100	145	1.4	5
1975	Rick Jelmini	3	-3	0	0
1976	Dean Jones	153	646	4.2	8
1977	Dean Jones	157	746	4.8	10
1978	Billy Yancy	143	386	2.7	7
1979	Gary Kaiser	32	-13	-0.4	1
1980	Sergio Toscano	59	-42	-0.7	2
1981	Sergio Toscano	24	86	3.6	0
1982	Sergio Toscano	14	-26	-0.5	0
1983	Chris Mendonca	18	19	1.1	0
1984	Eddie Bustamante	6	68	11.3	0
1985	Kevin Sweeney	86	24	0.3	4
1986	Eric Buechele	4	-17	-4.3	0
1987	Eric Buechele	15	-50	-3.3	1
1988	Dave Telford	22	83	3.8	1
1989	Mark Barsotti	87	244	2.8	8
1990	Mark Barsotti	61	248	4.1	5
1991	Mark Barsotti	58	213	3.7	7
1992	Trent Dilfer	80	90	1.1	2
1993	David Dunn	2	6	3.0	0
1994	Adrian Claiborne	38	51	1.3	0
1995	Richie Donati	22	-16	-0.7	0
1996	Richie Donati	9	-14	-1.6	0
1997	David Carr	5	-21	-4.2	0
1998	Billy Volek	62	-18	-0.3	4
1999	Jeff Grady	4	4	1.0	0
2000	David Carr	74	83	1.1	4
2001	David Carr	94	67	0.7	5
2002	Jeff Grady	4	-9	-2.2	0
2003	Paul Pinegar	43	-18	-0.4	1
2004	Paul Pinegar	46	99	2.2	3
2005	Paul Pinegar	46	59	1.3	3
2006	Tom Brandstater	32	86	2.7	2
2007	Tom Brandstater	48	118	2.5	3
2008	Tom Brandstater	51	-50	-1.0	4
2009	Ryan Colburn	66	171	2.6	2
2010	Ryan Colburn	95	75	0.8	3
2011	Derek Carr	57	72	1.3	3
2012	Greg Watson	23	65	2.8	3
2013	Derek Carr	40	117	2.9	2
2014	Brian Burrell	110	360	3.3	3
2015	Kilton Anderson	51	221	4.1	5
2016	Zach Kline	48	134	2.8	1
2017	Marcus McMaryion	57	302	5.3	4

Receiving Leaders (Catches)

Year	Player	Rec.	Yards	Avg.	TD	Cl.
1970	John Sexton	53	753	14.2	9	Sr.
1971	Gary Austin	35	463	13.2	3	Jr.
1972	Mike Harris	30	407	13.6	3	Jr.
1973	Curt Wurst	24	295	12.3	2	Sr.
1974	Calvin Young (TE)	29	468	16.1	2	So.
1975	Kevin Spencer	32	377	11.8	1	Jr.
1976	Kevin Spencer	27	333	12.3	3	Sr.
1977	Tony Jackson	25	507	20.3	1	Sr.
1978	Wyatt Henderson	30	566	18.9	5	Sr.
1979	Enis Gilbeau	40	628	15.7	6	Sr.
1980	Ted Torosian	45	447	9.9	3	Jr.
1981	Henry Ellard	39	808	20.7	4	Jr.
1982	Henry Ellard	62	1,510	24.4	15	Sr.
1983	Larry Willis	63	1,009	16.0	6	Jr.
1984	Larry Willis	79	1,251	15.8	8	Sr.
1985	Gene Taylor	32	631	19.7	7	Jr.
1986	Stephen Baker	33	785	23.8	7	Sr.

1987	Ron Jenkins	76	985	13.0	3	Sr.
1988	Andre Alexander	33	703	21.3	3	Sr.
1989	Dwight Pickens	32	673	21.0	6	Sr.
1990	Kelvin Means	40	492	12.3	1	Jr.
1991	Kelvin Means	34	474	13.9	5	Sr.
1992	Malcolm Seabron	42	994	23.7	9	Jr.
1993	Charlie Jones	47	897	19.1	7	So.
1994	Charlie Jones	54	971	18.0	6	Jr.
1995	Charlie Jones	71	1,171	16.5	9	Sr.
1996	Brian Roberson	78	1,248	16.0	5	Sr.
1997	Jaime Kimbrough (RB)	36	368	10.2	5	Jr.
1998	Charles Smith	42	621	14.8	3	RFr.
1999	Rodney Wright	74	1,062	14.4	7	So.
2000	Bernard Berrian	43	705	16.4	6	So.
2001	Rodney Wright	104	1,630	15.7	11	Sr.
2002	Marque Davis	64	956	14.9	7	Sr.
2003	Bernard Berrian	63	668	10.6	4	Sr.
2004	Joe Fernandez	38	546	14.4	4	So.
2005	Joe Fernandez	46	561	12.2	8	Jr.
2006	Chastin West	33	365	11.1	3	RFr.
2007	Marlon Moore	48	694	14.5	5	So.
2008	Seyi Ajirotutu	47	795	16.9	5	Jr.
2009	Seyi Ajirotutu	49	677	13.8	7	Sr.
2010	Jamel Hamler	54	812	15.0	6	Sr.
2011	Devon Wylie	56	716	12.8	1	Sr.
2012	Davante Adams	102	1,312	12.9	14	RFr.
2013	Davante Adams	131	1,718	13.1	24	So.
2014	Josh Harper	90	1,097	12.2	7	Sr.
2015	Jamire Jordan	46	540	11.7	5	RFr.
2016	KeeSean Johnson	66	773	11.7	6	So.
2017	KeeSean Johnson	77	1,013	13.2	8	Jr.

Receiving Leaders (Yards)

Year	Player	Yards	Rec.	Avg.	TDs	Cl.
1970	Gary Boreham	941	43	21.9	11	Sr.
1971	Gary Austin	463	35	13.2	3	Jr.
1972	Mike Harris	407	30	13.6	3	Jr.
1973	Mike Harris	356	23	15.5	1	Sr.
1974	Glen Cotton	543	24	22.6	5	Jr.
1975	Calvin Young (TE)	437	30	14.6	2	Jr.
1976	Kevin Spencer	333	27	12.3	3	Sr.
1977	Tony Jackson	507	25	20.3	1	Sr.
1978	Wyatt Henderson	566	30	18.9	5	Sr.
1979	Enis Gilbeau	628	40	15.7	6	Sr.
1980	Henry Ellard	493	28	17.6	3	So.
1981	Henry Ellard	808	39	20.7	4	Jr.
1982	Henry Ellard	1,510	62	24.4	15	Sr.
1983	Larry Willis	1,009	63	16.0	6	Jr.
1984	Larry Willis	1,251	79	15.8	8	Sr.
1985	Stephen Baker	893	31	28.9	4	Jr.
1986	Stephen Baker	785	33	23.8	7	Sr.
1987	Ron Jenkins	985	76	13.0	3	Sr.
1988	Andre Alexander	703	33	21.3	3	Sr.
1989	Dwight Pickens	673	32	21.0	6	Sr.
1990	Chris Gawley	645	32	20.2	3	Sr.
1991	Marty Thompson	475	33	14.4	8	Jr.
1992	Malcolm Seabron	994	42	23.7	9	Jr.
1993	Charlie Jones	897	47	19.1	7	So.
1994	Charlie Jones	871	54	18.0	6	Jr.
1995	Charlie Jones	1,171	71	16.5	9	Sr.
1996	Brian Roberson	1,248	79	16.0	5	Sr.
1997	Anthony Toker	414	32	12.9	3	Jr.
1998	Charles Smith	621	42	14.8	3	RFr.
1999	Rodney Wright	1,062	74	14.4	7	So.
2000	Bernard Berrian	705	43	16.4	6	So.
2001	Rodney Wright	1,630	104	15.7	11	Sr.
2002	Marque Davis	956	64	14.9	7	Sr.
2003	Bernard Berrian	668	63	10.6	4	Sr.
2004	Joe Fernandez	546	38	14.4	4	So.

2005	Paul Williams	729	43	17.0	7	Jr.
2006	Chastin West	365	33	11.1	3	RFr.
2007	Marlon Moore	694	48	14.5	5	So.
2008	Seyi Ajirotutu	795	47	16.9	5	Jr.
2009	Seyi Ajirotutu	677	49	13.8	7	Sr.
2010	Jamel Hamler	812	54	15.0	6	Sr.
2011	Jalen Saunders	1,065	50	21.3	12	So.
2012	Davante Adams	1,312	102	12.9	14	RFr.
2013	Davante Adams	1,718	131	13.1	24	So.
2014	Josh Harper	1,097	90	12.2	7	Sr.
2015	Jamire Jordan	540	46	11.7	5	RFr.
2016	KeeSean Johnson	773	66	11.7	6	So.
2017	KeeSean Johnson	1,013	77	13.2	8	Jr.

Tackle Leaders

Year	Player	Solo	Ast.	Total	Pos.	Cl.
1981	Steve Cordle	78	31	101	S	
1982	Kevin Johnson	55	42	97	LB	Sr.
	Bobby Stevenson	55	42	97	LB	Sr.
1983	Curtis Allen	44	31	75	S	
1984	Curtis Allen	60	41	101	S	
1985	George Petersen	53	41	94	LB	
1986	Anthony Nunn	48	45	93	LB	Jr.
1987	John O'Leary	60	40	100	LB	
1988	Tracy Rogers	70	37	107	LB	Sr.
1989	Ron Cox	62	42	104	S	Jr.
1990	Mark Adams	70	42	112	SS	Sr.
1991	Marquez Pope	57	39	96	FS	
1992	Zach Rix	68	31	99	S	
1993	Ron Papazian	84	64	148	LB	Jr.
1994	Ron Papazian	79	60	139	LB	Sr.
1995	Omar Stoutmire	111	87	198	S	Jr.
1996	A.J. Gass	82	68	150	LB	Jr.
1997	A.J. Gass	76	47	123	LB	Sr.
1998	Tim Skipper	60	48	108	LB	So.
1999	Vernon Fox	50	53	103	S	So.
2000	Tim Skipper	41	66	107	LB	Sr.
2001	Maurice Rodriguez	64	37	101	LB	Sr.
2002	Cameron Worrell	57	49	106	S	Sr.
2003	James Sanders	55	38	93	DB	So.
2004	Dwayne Andrews	27	39	66	LB	So.
2005	Richard Marshall	57	21	78	CB	Jr.
2006	Dwayne Andrews	43	44	87	LB	Sr.
2007	Marcus Riley	64	68	132	LB	Sr.
2008	Ben Jacobs	47	66	113	LB	So.
2009	Ben Jacobs	60	46	106	LB	Jr.
2010	Ben Jacobs	38	49	87	LB	Sr.
2011	Travis Brown	57	28	85	LB	Jr.
2012	Phillip Thomas	66	18	84	S	Sr.
2013	Karl Mickelsen	64	32	96	ILB	Jr.
2014	Karl Mickelsen	71	25	96	ILB	Sr.
2015	Ejiro Ederaine	54	45	99	OLB	Sr.
2016	Stratton Brown	57	58	115	S	Sr.
2017	Jeff Allison	79	47	126	LB	So.

Sacks Leaders

Year	Player	Sacks	Yards	Pos.	Cl.
1981	Tony Vegas	6.0	--	DE	Jr.
1982	Cylde Glover	8.0	--	DE	Sr.
1983	Otis Tolbert	6.0	--	DE	
1984	Victor Burnett	6.5	41	DE	
1985	Greg Ramsey	6.5	55	DE	
1986	Jethro Franklin	19.5	142	DE	Jr.
1987	Jethro Franklin	12.0	76	DE	Sr.
1988	Ron Cox	14.5	98	S	So.
1989	Ron Cox	28.0	167	S	Jr.
1990	Judd Foell	6.0	29	DE	Jr.
1991	Zack Rix	7.0	42	NG	Jr.

ANNUAL LEADERS

Interception Leaders

Year	Player	INT	Yards	TD	Pos.	Cl.
1970	Carl Ray Harris	14	98	0	DB	Sr.
1971	Ray Sherman	4	75	0	DB	Jr.
	Ben Davis	4	10	0	DB	Sr.
1972	Tony Limbrick	2	16	0	DB	Jr.
	Dennis Tripp	2	2	0	LB	Jr.
1973	Bob Boone	4	53	0	FS	Sr.
	Benson Reed	4	28	0	DB	Sr.
1974	Calvin Lane	4	182	2	DB	Jr.
1975	Calvin Lane	5	61	1	DB	Sr.
1976	Gary Hayes	4	111	1	DB	So.
1977	Bob Glazebrook	4	16	0	DB	Sr.
1978	Gary Hayes	3	41	0	DB	
	Jeff Horton	3	0	0	S	
1979	Gary Hayes	5	21	0		Sr.
1980	Anthony Washington	2	46	1	DB	Sr.
1981	Matt McKnight	5	56	0	S	
	Steve Cordle	5	53	0	S	
1982	Matt McKnight	6	51	0	FS	Sr.
	Eric Fox	6	32	0	CB	So.
1983	Curtis Allen	4	28	0	S	
1984	Ron Cross	8	132	0	S	Sr.
1985	Rod Webster	6	88	1	S	So.
1986	Michael Stewart	5	22	0	S	Sr.
1987	Rod Webster	4	112	1	S	Sr.
1988	Craig Bowens	4	40	0	S	Sr.
	Tony Harris	4	0	0	S	Sr.
1989	Ron Cox	2	75	1	S	Jr.
	Marquez Pope	2	34	0	S	So.
	Tony Brown	2	28	0	CB	So.
	Dave Shelton	2	4	0	S	Sr.
1990	Marquez Pope	4	36	0	FS	Jr.
1991	Tony Brown	4	41	1	CB	Sr.
	Marquez Pope	4	27	0	FS	Sr.
1992	Tommy Jones	5	59	0	CB	
1993	James Burton	4	89	1	CB	Sr.
1994	Lance Thomas	4	0	0	S	Sr.
1995	Steve Wilson	2	46	1	CB	Jr.
	Marlyn Jackson	2	7	0	CB	So.
	Omar Stoutmire	2	0	0	S	Jr.
1996	Cory Hall	2	26	0	S	So.
	Marlyn Jackson	2	0	0	CB	Jr.
1997	Efrain Guizar	6	114	2	S	Jr.
1998	Payton Williams	3	85	0	CB	So.
1999	Curtis Edwards	3	141	1	S	So.
2000	Tierre Sams	4	42	0	DB	Jr.
2001	Devon Banks	5	15	0	CB	Sr.
2002	Cameron Worrell	5	97	1	S	Sr.
2003	Manuel Sanchez	4	50	0	LB	So.
2004	Richard Marshall	3	205	2	CB	So.
2005	Richard Marshall	3	17	0	SB	Jr.
2006	Damion Jenkins	3	70	1	CB	Jr.
2007	Damion Owens	1	17	0	CB	So.
	Moses Harris	1	2	0	S	So.
	Jake Jorde	1	0	0	S	Jr.
	Marcus Riley	1	0	0	LB	Sr.
2008	Marvin Haynes	2	2	0	DB	Jr.
2009	Phillip Thomas	2	26	1	S	RFr.
2010	Phillip Thomas	3	90	0	S	So.
2011	L.J. Jones	3	2	0	CB	So.
2012	Phillip Thomas	8*!	98	3!	SS	Sr.
2013	Derron Smith	7	135	1	FS	Jr.
2014	Charles Washington	2	36	0	DB	Jr.
	Kyrie Wilson	2	27	1	ILB	Jr.
	Karl Mickelsen	2	11	0	ILB	Sr.
2015	Tyquwan Glass	4	76	0	CB	Jr.
2016	Jamal Ellis	2	0	0	CB	Sr.
	Tyquwan Glass	2	0	0	CB	Sr.
2017	Jaron Bryant	4	64	2	CB	So.

1992	Zack Rix	6.5	41	NG	Sr.
1993	Brad Bell	9.0	54	DE	Sr.
1994	Omar Stoutmire	5.0	47	S	So.
1995	Bryan Robinson	5.0	17	DT	Jr.
1996	Bryan Robinson	5.0	45	DT	Sr.
1997	A.J. Gass	9.0	42	LB	Sr.
1998	Bobby Brooks	6.4	41	LB	Sr.
1999	Justin Johnson	6.0	36	LB	Jr.
2000	Orlando Huff	10.0	54	LB	Sr.
2001	Alan Harper	12.0	79	DT	Sr.
2002	Nick Burley	10.0	57	DE	Sr.
2003	Brian Morris	11.0	63	DL	Sr.
2004	Garrett McIntyre	7.0	44	DE	Fr.
2005	Tyler Clutts	7.0	45	DE	So.
	Garrett McIntyre	7.0	44	DE	RFr.
2006	Tyler Clutts	5.0	23	DE	Jr.
2007	Tyler Clutts	7.5	31	DE	Sr.
2008	Ikenna Ike	4.5	45	DE	So.
2009	Chris Carter	5.0	36	DL	Jr.
2010	Chris Carter	11.0	63	DL	Sr.
2011	Logan Harrell	6.0	63	DT	Sr.
2012	Andy Jennings	5.5	33	DE	Jr.
2013	Ejiro Ederaine	10.0	57	OLB	So.
2014	Tyler Davison	8.5	54	NG	Sr.
2015	Ejiro Ederaine	9.0	60	OLB	Sr.
2016	Jeff Camilli	4.0	29	ILB	Sr.
2017	Tobenna Okeke	6.0	30	DE	Sr.

Tackles for Loss Leaders

Year	Player	TFL	Yards	Pos.	Cl.
1984	Victor Burnett	13.5	70	DE	
1985	Mark Olsen	9.0	57	LB	
1986	Jethro Franklin	25.5	153	DE	Jr.
1987	Jethro Franklin	16.0	83	DE	Sr.
1988	Tracy Rodgers	14.0	37	LB	
1989	Ron Cox	12.0	58	S	Jr.
1990	Judd Foell	7.0	18	DE	Jr.
1991	Brad Bell	7.0	13	DE	So.
	Judd Foell	7.0	19	DE	Sr.
	Zack Rix	7.0	11	NG	Jr.
1992	Nick Serfas	17.0	33	DE	
1993	Brad Bell	13.0	62	DE	Sr.
1994	Gene Smith	10.0	38	LB	Jr.
1995	Maryln Jackson	5	17	CB	So.
1996	A.J. Gass	8.0	13	LB	Jr.
1997	A.J. Gass	17.0	66	LB	Sr.
1998	Tim Skipper	17.0	10	LB	So.
1999	Alan Harper	15.0	47	DT	So.
2000	Orlando Huff	17.0	78	LB	Sr.
2001	Alan Harper	21.0	102	DT	Sr.
2002	Nick Burley	17.5	71	DE	Sr.
2003	Brian Morris	15.5	77	DL	Sr.
2004	Garrett McIntyre	10.5	61	DE	Fr.
	Claude Sanders	10.5	43	DE	Sr.
2005	Garrett McIntyre	12.5	55	DE	So.
2006	Marlon Brisco	6.5	18	DE	Sr.
	Dwayne Andrews	6.5	16	LB	Sr.
2007	Marcus Riley	15.0	43	LB	Sr.
2008	Kyle Knox	8.0	32	LB	RFr.
2009	Chris Carter	13.0	51	DL	Jr.
2010	Chris Carter	16.5	93	DL	Sr.
2011	Logan Harrell	17.0	100	DT	Sr.
2012	Phillip Thomas	12.0	44	S	Sr.
2013	Ejiro Ederaine	16.5	74	OLB	So.
2014	Tyler Davison	13.0	63	NG	Sr.
2015	Ejiro Ederaine	16.5	77	OLB	Sr.
2016	Jeff Camilli	9.0	41	ILB	Sr.
2017	Robert Stanley	11.5	54	DE	Sr.

Anthony Daigle

Paul Pinegar

Henry Ellard

Ron Cox

! denotes Mountain West record

* denotes figure led all Football Bowl Subdivision players

NOTE: 1985 records are missing statistics from the Cal Bowl game

CHRONOLOGICAL LISTS

100-Yard Rushing Games (283)

Date	Att-Yds-TD	Player	Opponent
Unknown	8-136-2	Elmer Cranmer	Unknown
1930	5-113-2	Frenchy Bordagary	UC Davis
1936	14-127-0	Sam Jones	Chico State
1937	?-169-0	Kenny Gleason	Chico State
1937	?-111-3	Kenny Gleason	at Nevada
1937	12-142-1	Granny Holbrook	vs. Arkansas State
1938	11-104-0	Ernie Poore	California J.V.'s
1938	15-121-2	Ernie Poole	San Diego Marines
1938	9-135-1	Ernie Poore	Hawai'i
1938	19-111-0	Bob Peterson	Hawai'i
1939	5-104-0	Les Terry	Nevada
1939	14-136-0	Bob Peterson	San Jose State
1940	24-101-0	Ray Patterson	Texas Mines
1942	8-113-2	Louie Futrell	Occidental
1942	7-108-0	Jack Kelly	at San Diego State
Nov. 1, 1952	10-160-2	Larry Willoughby	at San Diego State
Nov. 8, 1952	9-252-0	Larry Willoughby	at Nevada
Nov. 22, 1952	23-198-1	Larry Willoughby	San Francisco State
Nov. 29, 1952	24-113-2	Larry Willoughby	Whittier
Oct. 2, 1954	13-168-5	Don Driscoll	CS Los Angeles
Nov. 26, 1954	11-188-3	Don Driscoll	San Francisco State
Oct. 8, 1955	11-131-3	Bob Garner	San Diego Navy
Sept. 22, 1956	12-163-0	Bob Garner	at BYU
Oct. 20, 1956	6-103-0	Dean Philpott	San Francisco State
Oct. 20, 1956	7-103-0	John Stienborn	San Francisco State
Oct. 27, 1956	19-170-0	Dean Philpott	Hawai'i
Nov. 10, 1956	26-105-0	Dean Philpott	Cal Poly
Nov., 1958	22-186-0	Dale Messer	San Diego State
Nov., 1958	16-155-2	Dale Messer	at Long Beach State
Oct. 15, 1960	10-111-1	Dale Messer	Cal Poly
Oct. 22, 1960	17-116-3	Dale Messer	at CS Los Angeles
Oct. 14, 1961	6-111-0	Bill Kendrick	at Cal Poly
Oct. 26, 1963	21-105-2	Herman Hamp	CS Los Angeles
Sept. 19, 1964	12-100-0	Harry Miller	South Dakota State
Oct. 17, 1964	29-222-3	Jim Long	Cal Poly
Nov. 14, 1964	7-160-3	Jim Long	Pacific
Oct. 12, 1968	14-142-1	Walt Jensen	CS Northridge
Oct. 12, 1968	10-128-2	Mike Flores	CS Northridge
Nov. 16, 1968	22-154-2	Walt Jensen	Montana State
Sept. 20, 1969	19-129-1	Walt Jensen	Cal Poly Pomona
Sept. 20, 1969	21-108-1	Gary Caropreso	Cal Poly Pomona
Sept. 12, 1970	21-152-3	Henry Woodson	Hayward State
Oct. 10, 1970	17-121-0	Henry Woodson	CS Northridge
Oct. 17, 1970	27-106-2	Henry Woodson	Cal Poly
Oct. 24, 1970	19-113-1	Herbie Phillips	CS Los Angeles
Sept. 23, 1972	34-195-2	Larry Miller	at New Mexico State
Nov. 11, 1972	33-116-1	Lloyd Robinson	at Northern Illinois
Sept. 8, 1973	16-147-1	Jack Wender	Cal Poly Pomona
Oct. 27, 1973	20-117-0	Greg Bass	at Cal Poly
Oct. 19, 1974	27-140-1	Jeff Johnson	Pacific
Sept. 25, 1976	22-121-2	Dean Jones	Montana State
Oct. 2, 1976	13-123-2	Dean Jones	CS Fullerton
Sept. 24, 1977	21-199-2	Dean Jones	at Montana State
Oct. 8, 1977	27-138-0	Steve Franklin	San Diego State
Oct. 8, 1977	11-102-2	Dean Jones	San Diego State
Oct. 22, 1977	16-155-1	Steve Franklin	San Jose State
Nov. 11, 1977	15-132-1	Dean Jones	at CS Fullerton
Sept. 9, 1978	14-142-1	Bill Yancy (QB)	at McNeese State
Oct. 28, 1978	12-141-1	Steve Woods	CS Fullerton
Nov. 11, 1978	19-118-0	Ted Torosian	Montana State
Nov. 11, 1978	21-109-0	Keith Gooch	Montana State
Nov. 18, 1978	27-155-2	Ted Torosian	at Idaho
Nov. 18, 1978	17-143-1	Gary Carr	at Idaho
Sept. 15, 1979	23-169-0	Ken Lovely	at Montana State
Sept. 15, 1979	16-129-2	Keith Gooch	at Montana State
Oct. 27, 1979	24-130-1	Ken Lovely	at Pacific
Sept. 5, 1981	19-117-0	Danny Rainey	Oregon
Sept. 5, 1981	25-112-0	Ted Torosian	Oregon
Sept. 19, 1981	19-133-1	Steve Woods	at Montana State
Oct. 3, 1981	16-134-1	Steve Woods	San Jose State
Nov. 21, 1981	21-149-1	Ted Torosian	at Arizona
Nov. 20, 1982	18-122-0	Terry Carter	at UNLV
Sept. 24, 1983	20-108-1	Ken Williams	at Pacific
Sept. 8, 1984	19-127-2	Lavale Thomas	at Boise State
Sept. 14, 1985	25-156-2	James Williams	UNLV

Sept. 21, 1985	26-117-1	James Williams	at Oregon State
Sept. 28, 1985	14-109-1	James Williams	Cal Poly
Oct. 19, 1985	19-105-1	James Williams	at New Mexico State
Oct. 26, 1985	18-106-2	James Williams	at Utah State
Nov. 16, 1985	30-176-3	James Williams	at Long Beach State
Nov. 21, 1985	23-136-2	James Williams	Wichita State
Sept. 6, 1986	9-106-2	James Williams	Montana State
Oct. 4, 1986	28-141-2	James Williams	at San Jose State
Oct. 25, 1986	21-171-1	James Williams	Long Beach State
Oct. 30, 1986	20-119-1	James Williams	CS Fullerton
Nov. 6, 1986	16-109-1	Kelly Skipper	at UNLV
Nov. 5, 1988	15-148-1	Darrell Rosette	Pacific
Dec. 10, 1988	23-149-2	Darrell Rosette	vs. Western Michigan*
Sept. 2, 1989	19-125-0	Myron Jones	Utah
Sept. 2, 1989	22-103-0	Aaron Craver	Utah
Sept. 9, 1989	22-103-1	Aaron Craver	Montana
Sept. 16, 1989	22-135-0	Aaron Craver	at Pacific
Sept. 23, 1989	14-116-1	Aaron Craver	Long Beach State
Oct. 14, 1989	19-101-1	Aaron Craver	at Utah State
Oct. 21, 1989	19-124-2	Aaron Craver	CS Fullerton
Oct. 28, 1989	28-212-1	Aaron Craver	UNLV
Oct. 28, 1989	22-159-2	Myron Jones	UNLV
Nov. 11, 1989	13-132-3	Aaron Craver	at New Mexico State
Nov. 11, 1989	13-118-1	Myron Jones	at New Mexico State
Sept. 8, 1990	31-177-2	Aaron Craver	New Mexico
Sept. 22, 1990	15-102-3	Lorenzo Neal	New Mexico State
Sept. 29, 1990	24-121-2	Aaron Craver	CS Fullerton
Sept. 29, 1990	11-112-1	Lorenzo Neal	CS Fullerton
Oct. 13, 1990	24-115-1	Aaron Craver	Utah State
Oct. 20, 1990	26-136-1	James Allison	Long Beach State
Nov. 3, 1990	17-136-3	Aaron Craver	at UNLV
Nov. 10, 1990	17-105-3	Aaron Craver	Pacific
Oct. 5, 1991	8-117-1	Ron Rivers	New Mexico
Oct. 12, 1991	13-133-0	Ron Rivers	Long Beach State
Oct. 19, 1991	19-102-0	Ron Rivers	at New Mexico State
Oct. 26, 1991	11-124-1	Anthony Daigle	UNLV
Nov. 9, 1991	22-113-2	Lorenzo Neal	at Pacific
Nov. 9, 1991	17-107-3	Anthony Daigle	at Pacific
Nov. 16, 1991	12-122-1	Ron Rivers	CS Fullerton
Nov. 23, 1991	26-149-0	Ron Rivers	San Jose State
Nov. 23, 1991	34-108-0	Lorenzo Neal	San Jose State
Sept. 5, 1992	21-196-1	Lorenzo Neal	at Pacific
Sept. 19, 1992	10-119-1	Ron Rivers	Colorado State
Sept. 26, 1992	9-100-2	Anthony Daigle	Washington State
Oct. 24, 1992	16-108-1	Lorenzo Neal	New Mexico
Oct. 24, 1992	16-102-2	Ron Rivers	New Mexico
Oct. 31, 1992	19-105-1	Ron Rivers	Wyoming
Nov. 21, 1992	16-173-2	Ron Rivers	at San Diego State
Dec. 29, 1992	19-104-1	Ron Rivers	vs. USC*
Sept. 11, 1993	18-155-3	Ron Rivers	Oregon State
Sept. 18, 1993	32-205-1	Ron Rivers	at New Mexico
Sept. 18, 1993	27-127-1	Anthony Daigle	at New Mexico
Sept. 25, 1993	18-106-1	Ron Rivers	Utah State
Oct. 16, 1993	16-135-1	Ron Rivers	Air Force
Oct. 23, 1993	27-143-1	Ron Rivers	at BYU
Nov. 6, 1993	21-171-1	Ron Rivers	UTEP
Nov. 13, 1993	10-107-0	Ron Rivers	Hawai'i
Nov. 20, 1993	29-218-2	Ron Rivers	San Diego State
Nov. 20, 1993	12-140-3	Anthony Daigle	San Diego State
Sept. 17, 1994	37-220-1	Jerome Oliver	Oregon State
Sept. 24, 1994	35-148-2	Jerome Oliver	at Hawai'i
Oct. 15, 1994	32-160-1	Jerome Oliver	Wyoming
Oct. 29, 1994	24-155-1	Jerome Oliver	New Mexico
Nov. 19, 1994	31-127-1	Jerome Oliver	No. 10 Colorado State
Nov. 26, 1994	35-161-3	Reggie Brown	at San Diego State
Sept. 2, 1995	25-181-1	Michael Pittman	NE Louisiana
Sept. 23, 1995	28-143-1	Jerome Oliver	at Utah
Sept. 30, 1995	21-144-0	Reggie Brown	at UCLA
Oct. 28, 1995	12-102-0	Reggie Brown	Air Force
Aug. 31, 1996	39-151-2	Michael Pittman	Oregon
Sept. 28, 1996	26-129-1	Michael Gray	Hawai'i
Sept. 28, 1996	20-108-0	Michael Pittman	Hawai'i
Oct. 26, 1996	27-130-3	Michael Pittman	at UNLV
Nov. 2, 1996	21-212-1	Michael Pittman	Boise State
Nov. 9, 1996	26-157-3	Michael Pittman	Colorado State
Nov. 16, 1996	21-138-3	Michael Pittman	Air Force
Aug. 30, 1997	10-120-1	Joe Turner	Portland State

CHRONOLOGICAL LISTS

Sept. 6, 1997	28-204-2	Michael Pittman	Baylor	Dec. 20, 2008	13-113-2	Lonyae Miller	vs. Colorado State
Sept. 20, 1997	24-131-1	Michael Pittman	at Oregon	Sept. 5, 2009	11-106-1	Ryan Mathews	UC Davis
Oct. 2, 1997	31-112-0	Michael Pittman	Utah	Sept. 12, 2009	19-107-0	Ryan Mathews	at Wisconsin
Oct. 18, 1997	25-105-0	Michael Pittman	at No. 17 Air Force	Sept. 18, 2009	19-234-3	Ryan Mathews	No. 10 Boise State
Nov. 1, 1997	23-107-4	Michael Pittman	at San Jose State	Sept. 26, 2009	38-145-1	Ryan Mathews	at No. 14 Cincinnati
Nov. 22, 1997	25-138-1	Michael Pittman	Wyoming	Oct. 10, 2009	24-149-1	Ryan Mathews	at Hawai'i
Sept. 12, 1998	22-107-1	Jaime Kimbrough	at No. 16 Colorado	Oct. 17, 2009	20-233-1	Ryan Mathews	San Jose State
Sept. 26, 1998	26-164-1	Jaime Kimbrough	Nevada	Oct. 24, 2009	25-157-2	Ryan Mathews	at New Mexico State
Oct. 24, 1998	15-184-1	Jaime Kimbrough	UTEP	Oct. 31, 2009	23-185-2	Ryan Mathews	Utah State
Oct. 31, 1998	20-161-3	Jaime Kimbrough	at New Mexico	Nov. 7, 2009	26-143-3	Ryan Mathews	at Idaho
Nov. 14, 1998	18-144-2	Jaime Kimbrough	Hawai'i	Dec. 5, 2009	32-173-3	Ryan Mathews	at Illinois
Nov. 21, 1998	31-212-1	Jaime Kimbrough	San Jose State	Dec. 19, 2009	31-144-2	Ryan Mathews	vs. Wyoming*
Sept. 25, 1999	14-176-2	Derrick Ward	at Nevada	Sept. 18, 2010	29-165-2	A.J. Ellis	at Utah State
Oct. 9, 1999	15-156-2	Derrick Ward	Colorado State	Oct. 16, 2010	16-150-2	Robbie Rouse	New Mexico State
Nov. 6, 1999	19-148-1	Derrick Ward	Rice	Oct. 23, 2010	27-116-2	Robbie Rouse	at San Jose State
Nov. 13, 1999	26-130-1	Paris Gaines	at Hawai'i	Nov. 6, 2010	43-286-1	Robbie Rouse	at Louisiana Tech
Nov. 20, 1999	6-124-1	Josh Levi	San Jose State	Nov. 13, 2010	26-217-2	Robbie Rouse	Nevada
Sept. 22, 2001	7-107-0	Josh Levi	at Tulsa	Sept. 10, 2011	36-169-0	Robbie Rouse	at No. 10 Nebraska
Sept. 29, 2001	27-203-2	Paris Gaines	Louisiana Tech	Sept. 17, 2011	27-110-2	Robbie Rouse	North Dakota
Oct. 13, 2001	18-111-0	Paris Gaines	at Colorado State	Sept. 24, 2011	25-112-0	Robbie Rouse	at Idaho
Nov. 23, 2001	18-107-1	Paris Gaines	San Jose State	Oct. 1, 2011	28-123-1	Robbie Rouse	Ole Miss
Sept. 7, 2002	20-118-1	Rodney Davis	at No. 13 Oregon	Oct. 15, 2011	24-140-1	Robbie Rouse	Utah State
Oct. 4, 2002	18-115-1	Rodney Davis	Colorado State	Oct. 22, 2011	24-167-2	Robbie Rouse	at Nevada
Oct. 12, 2002	21-201-1	Rodney Davis	SMU	Nov. 19, 2011	37-176-1	Robbie Rouse	at Hawai'i
Oct. 25, 2002	28-140-1	Rodney Davis	Hawai'i	Nov. 26, 2011	33-151-2	Robbie Rouse	San Jose State
Nov. 9, 2002	31-145-1	Rodney Davis	Tulsa	Sept. 1, 2012	22-123-2	Robbie Rouse	Weber State
Dec. 5, 2002	37-221-2	Rodney Davis	at Louisiana Tech	Sept. 8, 2012	27-115-1	Robbie Rouse	at No. 4 Oregon
Dec. 31, 2002	37-153-2	Rodney Davis	vs. Georgia Tech*	Sept. 15, 2012	9-144-2	Robbie Rouse	Colorado
Sept. 20, 2003	25-177-1	Dwayne Wright	Louisiana Tech	Sept. 22, 2012	27-135-1	Robbie Rouse	at Tulsa
Sept. 27, 2003	19-113-0	Dwayne Wright	Portland State	Oct. 6, 2012	26-124-0	Robbie Rouse	at Colorado State
Nov. 15, 2003	15-106-0	Dwayne Wright	San Jose State	Oct. 27, 2012	18-120-1	Robbie Rouse	at New Mexico
Sept. 5, 2004	24-109-1	Dwayne Wright	at Washington	Nov. 3, 2012	13-102-1	Robbie Rouse	Hawai'i
Sept. 18, 2004	26-127-0	Bryson Sumlin	Portland State	Nov. 10, 2012	36-261-2	Robbie Rouse	at Nevada
Sept. 18, 2004	15-123-2	Wendell Mathis	Portland State	Nov. 24, 2012	25-106-0	Robbie Rouse	Air Force
Oct. 2, 2004	28-191-1	Wendell Mathis	at Louisiana Tech	Oct. 5, 2013	19-157-2	Marteze Waller	at Idaho
Oct. 9, 2004	26-160-1	Bryson Sumlin	UTEP	Nov. 2, 2013	17-115-0	Josh Quezada	Nevada
Nov. 12, 2004	18-220-3	Bryson Sumlin	Hawai'i	Nov. 9, 2013	16-105-1	Josh Quezada	at Wyoming
Nov. 12, 2004	23-176-3	Wendell Mathis	Hawai'i	Sept. 20, 2014	16-117-1	Marteze Waller	Southern Utah
Nov. 20, 2004	18-147-1	Bryson Sumlin	Nevada	Sept. 26, 2014	19-163-0	Marteze Waller	at New Mexico
Nov. 20, 2004	19-110-3	Wendell Mathis	Nevada	Oct. 10, 2014	17-137-1	Marteze Waller	at UNLV
Nov. 27, 2004	25-134-3	Bryson Sumlin	at San Jose State	Oct. 17, 2014	18-164-2	Marteze Waller	at Boise State
Nov. 27, 2004	23-128-1	Wendell Mathis	at San Jose State	Nov. 1, 2014	18-116-1	Marteze Waller	Wyoming
Dec. 27, 2004	15-126-0	Wendell Mathis	vs. No. 18 Virginia*	Nov. 8, 2014	22-145-1	Marteze Waller	San Jose State
Sept. 27, 2005	17-106-1	Bryson Sumlin	Toledo	Nov. 8, 2014	24-112-0	Josh Quezada	San Jose State
Oct. 8, 2005	22-105-0	Bryson Sumlin	at New Mexico State	Nov. 22, 2014	24-119-0	Josh Quezada	at Nevada
Oct. 8, 2005	22-105-1	Wendell Mathis	at New Mexico State	Nov. 29, 2014	25-137-2	Marteze Waller	Hawai'i
Oct. 22, 2005	11-101-1	Wendell Mathis	at Idaho	Sept. 3, 2015	22-154-0	Marteze Waller	Abilene Christian
Oct. 29, 2005	19-229-3	Wendell Mathis	at Hawai'i	Oct. 16, 2015	21-111-2	Marteze Waller	UNLV
Nov. 5, 2005	21-105-1	Wendell Mathis	San Jose State	Nov. 28, 2015	27-112-1	Marteze Waller	Colorado State
Nov. 10, 2005	25-121-1	Wendell Mathis	Boise State	Sept. 10, 2016	27-121-1	Dontel James	Sacramento State
Nov. 19, 2005	23-109-1	Wendell Mathis	at No. 1 USC	Oct. 8, 2016	27-169-1	Dontel James	at Nevada
Dec. 31, 2005	31-117-1	Wendell Mathis	vs. Tulsa*	Oct. 7, 2017	19-105-2	Ronnie Rivers	at San Jose State
Sept. 1, 2006	26-158-3	Dwayne Wright	Nevada	Oct. 21, 2017	21-112-0	Jordan Mims	at San Diego State
Sept. 9, 2006	29-154-1	Dwayne Wright	No. 20 Oregon				
Sept. 16, 2006	28-136-2	Dwayne Wright	at Washington				
Oct. 7, 2006	26-138-0	Dwayne Wright	at Utah State				
Oct. 14, 2006	16-113-1	Lonyae Miller	Hawai'i				
Nov. 11, 2006	26-121-2	Dwayne Wright	New Mexico State				
Nov. 18, 2006	19-133-0	Dwayne Wright	Idaho				
Nov. 24, 2006	25-295-1	Dwayne Wright	at Louisiana Tech				
Dec. 2, 2006	23-106-1	Dwayne Wright	at San Jose State				
Oct. 6, 2007	14-171-3	Ryan Mathews	at Nevada				
Oct. 13, 2007	18-108-2	Lonyae Miller	at Idaho				
Oct. 20, 2007	16-144-2	Ryan Mathews	San Jose State				
Nov. 3, 2007	27-126-0	Clifton Smith	Utah State				
Nov. 3, 2007	13-106-2	Ryan Mathews	Utah State				
Nov. 10, 2007	17-105-0	Clifton Smith	at No. 14 Hawai'i				
Nov. 24, 2007	22-115-1	Anthony Harding	Kansas State				
Nov. 30, 2007	28-121-1	Anthony Harding	at New Mexico State				
Dec. 31, 2007	18-152-2	Clifton Smith	vs. Georgia Tech*				
Sept. 1, 2008	26-163-3	Ryan Mathews	at Rutgers				
Sept. 27, 2008	21-166-1	Ryan Mathews	at UCLA				
Oct. 4, 2008	20-161-2	Lonyae Miller	Hawai'i				
Oct. 4, 2008	23-157-1	Anthony Harding	Hawai'i				
Oct. 11, 2008	15-181-1	Lonyae Miller	Idaho				
Nov. 15, 2008	23-101-0	Anthony Harding	New Mexico State				
Dec. 20, 2008	18-120-2	Anthony Harding	vs. Colorado State*				
						</	

300-Yard Passing Games (96)

Date	Cmp-Yds-TD	Player	Opponent
Nov. 23, 1963	24-329-2	Beau Carter	Abilene Christian
Sept. 16, 1972	26-325-2	John Behrens	Western Michigan
Oct. 12, 1974	19-311-2	Neftali Cortez	at San Diego State
Oct. 20, 1979	25-346-0	Sergio Toscano	at Long Beach State
Oct. 17, 1981	19-342-1	Jeff Tedford	Southern Illinois
Nov. 7, 1981	16-365-2	Jeff Tedford	UNLV
Nov. 13, 1982	16-373-3	Jeff Tedford	Montana State
Dec. 18, 1982	31-373-3	Jeff Tedford	vs. Bowling Green*
Sept. 10, 1983	20-329-2	Kevin Sweeney	Bowling Green
Oct. 8, 1983	19-335-2	Kevin Sweeney	San Jose State
Sept. 29, 1984	25-368-4	Kevin Sweeney	New Mexico State
Oct. 20, 1984	18-372-2	Kevin Sweeney	Utah State
Nov. 17, 1984	32-476-2	Kevin Sweeney	Montana State
Nov. 9, 1985	28-346-1	Kevin Sweeney	at Pacific
Sept. 6, 1986	13-332-2	Kevin Sweeney	Montana State
Sept. 13, 1986	26-328-2	Kevin Sweeney	Oregon State
Oct. 4, 1986	13-337-3	Kevin Sweeney	at San Jose State
Oct. 24, 1987	32-536-3	Dave Telford	at Pacific
Nov. 7, 1987	20-324-2	Dave Telford	CS Fullerton
Nov. 14, 1987	40-400-1	Dave Telford	at Utah State
Sept. 8, 1990	27-301-1	Mark Barsotti	New Mexico

CHRONOLOGICAL LISTS

Sept. 15, 1990	13-334-0	Mark Barsotti	at Utah
Nov. 3, 1990	15-314-1	Mark Barsotti	at UNLV
Sept. 14, 1991	20-328-2	Mark Barsotti	at Washington State
Oct. 19, 1991	18-307-3	Mark Barsotti	at New Mexico State
Sept. 4, 1993	31-473-3	Trent Dilfer	at Baylor
Oct. 9, 1993	31-415-3	Trent Dilfer	at Colorado State
Oct. 23, 1993	21-456-4	Trent Dilfer	at BYU
Oct. 30, 1993	21-309-2	Trent Dilfer	at Wyoming
Dec. 25, 1993	37-523-2	Trent Dilfer	vs. No. 17 Colorado*
Sept. 3, 1994	14-319-4	Adrian Claiborne	San Jose State
Oct. 15, 1994	13-331-2	Richie Donati	Wyoming
Nov. 19, 1994	29-356-2	Richie Donati	No. 10 Colorado State
Nov. 26, 1994	23-338-1	Richie Donati	at San Diego State
Oct. 14, 1995	21-360-2	Richie Donati	at San Diego State
Nov. 11, 1995	22-412-5	Jim Arellanes	UTEP
Nov. 25, 1995	26-337-2	Jim Arellanes	BYU
Oct. 12, 1996	21-356-3	Jim Arellanes	San Jose State
Oct. 19, 1996	23-306-2	Jim Arellanes	at Wyoming
Nov. 23, 1996	23-348-3	Jim Arellanes	at San Diego State
Sept. 19, 1998	19-349-0	Billy Volek	at Texas Tech
Nov. 20, 1999	22-311-5	Billy Volek	San Jose State
Sept. 23, 2000	24-325-2	David Carr	California
Dec. 31, 2000	22-391-5	David Carr	vs. Air Force*
Sept. 2, 2001	21-340-4	David Carr	No. 10 Oregon State
Sept. 22, 2001	22-314-3	David Carr	at Tulsa
Sept. 29, 2001	26-319-2	David Carr	Louisiana Tech
Oct. 13, 2001	28-389-2	David Carr	at Colorado State
Oct. 19, 2001	30-345-3	David Carr	Boise State
Oct. 26, 2001	28-400-4	David Carr	at Hawai'i
Nov. 3, 2001	20-334-5	David Carr	Rice
Nov. 17, 2001	23-368-4	David Carr	at Nevada
Nov. 23, 2001	21-328-2	David Carr	San Jose State
Dec. 1, 2001	21-432-6	David Carr	Utah State
Dec. 31, 2001	35-531-4	David Carr	vs. Michigan State*
Sept. 28, 2002	18-325-3	Paul Pinegar	vs. Rice
Oct. 18, 2002	27-371-3	Paul Pinegar	at Boise State
Dec. 5, 2002	18-321-3	Paul Pinegar	at Louisiana Tech
Nov. 29, 2003	22-325-2	Paul Pinegar	at UTEP
Sept. 17, 2005	33-418-3	Paul Pinegar	at Oregon
Nov. 5, 2005	22-368-3	Paul Pinegar	San Jose State
Nov. 10, 2005	22-307-2	Paul Pinegar	Boise State
Nov. 19, 2005	27-317-4	Paul Pinegar	at No. 1 USC
Nov. 26, 2005	30-405-4	Paul Pinegar	at Nevada
Dec. 2, 2005	33-358-3	Paul Pinegar	Louisiana Tech
Nov. 24, 2007	23-313-2	Tom Brandstater	Kansas State
Nov. 14, 2009	24-362-2	Ryan Colburn	at Nevada
Sept. 25, 2010	32-390-4	Ryan Colburn	at Ole Miss
Dec. 3, 2010	18-304-3	Ryan Colburn	Illinois
Sept. 24, 2011	24-371-5	Derek Carr	at Idaho
Oct. 22, 2011	20-315-3	Derek Carr	at Nevada
Nov. 12, 2011	22-391-3	Derek Carr	at New Mexico State
Dec. 3, 2011	19-336-2	Derek Carr	at San Diego State
Sept. 15, 2012	17-300-5	Derek Carr	Colorado
Sept. 29, 2012	42-536-5	Derek Carr	San Diego State
Oct. 27, 2012	31-416-4	Derek Carr	at New Mexico
Nov. 3, 2012	15-304-4	Derek Carr	Hawai'i
Nov. 24, 2012	28-452-4	Derek Carr	Air Force
Dec. 24, 2012	33-362-1	Derek Carr	vs. SMU*
Aug. 29, 2013	52-456-5	Derek Carr	Rutgers
Sept. 20, 2013	39-460-4	Derek Carr	Boise State
Sept. 28, 2013	33-324-2	Derek Carr	at Hawai'i
Oct. 5, 2013	37-419-5	Derek Carr	at Idaho
Oct. 19, 2013	33-412-4	Derek Carr	UNLV
Nov. 2, 2013	39-487-3	Derek Carr	Nevada
Nov. 9, 2013	33-360-4	Derek Carr	at Wyoming
Nov. 23, 2013	27-522-7	Derek Carr	New Mexico
Nov. 29, 2013	38-519-6	Derek Carr	at San Jose State
Dec. 7, 2013	36-404-3	Derek Carr	vs. Utah State ^
Sept. 26, 2014	27-318-3	Brian Burrell	at New Mexico
Oct. 10, 2014	25-310-3	Brian Burrell	at UNLV
Nov. 22, 2014	25-313-4	Brian Burrell	at Nevada
Dec. 6, 2014	30-332-1	Brian Burrell	at Boise State ^
Oct. 28, 2016	18-303-3	Chason Virgil	Air Force
Nov. 25, 2017	23-332-2	Marcus McMaryion	Boise State
Dec. 24, 2017	33-342-0	Marcus McMaryion	vs. Houston*

100-Yard Receiving Games (193)

Date	Rec-Yds-TD	Player	Opponent
Oct. 15, 1960	6-172-1	Dale Messer (RB)	Cal Poly
Nov. 14, 1964	6-179-1	Doyle Keith	Pacific
Nov. 11, 1967	15-172-3	Lloyd Madden	at Pacific
Oct. 10, 1970	8-100-2	John Sexton	CS Northridge
Nov. 18, 1972	8-155-0	Curt Wurst	Montana State
Nov. 9, 1974	6-121-1	Glenn Cotten	Long Beach State
Oct. 21, 1978	3-105-0	Wyatt Henderson	at San Jose State
Nov. 4, 1978	6-154-2	Wyatt Henderson	Long Beach State
Nov. 3, 1979	8-147-2	Enis Gilbeau	UNLV
Nov. 24, 1979	8-109-1	Ken Lovely	Utah State
Nov. 24, 1979	7-105-1	Scott Scambray	Utah State
Oct. 24, 1981	7-136-0	Henry Ellard	at Pacific
Nov. 7, 1981	7-127-1	Henry Ellard	UNLV
Sept. 11, 1982	6-142-2	Henry Ellard	Cal Poly
Sept. 18, 1982	7-101-0	Henry Ellard	at Oregon
Sept. 25, 1982	4-117-1	Henry Ellard	Weber State
Oct. 2, 1982	4-121-1	Henry Ellard	Utah State
Oct. 9, 1982	6-176-3	Stephone Paige	Pacific
Oct. 16, 1982	7-230-2	Henry Ellard	at Nevada
Oct. 30, 1982	9-154-3	Henry Ellard	Long Beach State
Nov. 6, 1982	6-221-2	Henry Ellard	CS Fullerton
Nov. 13, 1982	7-222-2	Henry Ellard	Montana State
Nov. 13, 1982	5-108-1	Stephone Paige	Montana State
Nov. 20, 1982	7-106-0	Henry Ellard	at UNLV
Dec. 18, 1982	15-246-2	Stephone Paige	vs. Bowling Green*
Sept. 10, 1983	6-103-1	Larry Willis	Bowling Green
Sept. 17, 1983	7-108-1	Larry Willis	Nevada
Sept. 24, 1983	10-154-2	Larry Willis	at Pacific
Oct. 1, 1983	8-136-0	Larry Willis	at Utah State
Oct. 8, 1983	5-145-2	Dave Williams	San Jose State
Oct. 8, 1983	5-105-0	Larry Willis	San Jose State
Oct. 22, 1983	9-116-0	Larry Willis	CS Fullerton
Oct. 29, 1983	5-101-1	Larry Willis	Cal Poly
Sept. 1, 1984	4-111-1	Vince Wesson	at Arizona
Sept. 15, 1984	5-108-0	Dave Williams	Cal Poly
Sept. 29, 1984	13-231-3	Larry Willis	New Mexico State
Sept. 29, 1984	5-109-2	Dave Williams	New Mexico State
Oct. 20, 1984	5-196-0	Dave Williams	Utah State
Oct. 20, 1984	7-102-1	Larry Willis	Utah State
Oct. 27, 1984	5-135-0	Larry Willis	at San Jose State
Nov. 17, 1984	16-282-2	Larry Willis	Montana State
Sept. 21, 1985	5-166-1	Stephen Baker	at Oregon State
Oct. 5, 1985	5-130-0	Stephen Baker	Hawai'i
Nov. 16, 1985	6-214-1	Stephen Baker	at Long Beach State
Sept. 6, 1986	3-116-1	Brock Smith	Montana State
Sept. 6, 1986	4-107-1	Stephen Baker	Montana State
Sept. 13, 1986	9-114-1	Anthony Mosley	Oregon State
Sept. 27, 1986	4-114-2	Stephen Baker	Louisiana Tech
Oct. 4, 1986	4-170-3	Stephen Baker	at San Jose State
Sept. 12, 1987	6-126-0	Ron Jenkins	Western Illinois
Oct. 24, 1987	16-158-0	Ron Jenkins	at Pacific
Oct. 24, 1987	7-151-1	Anthony Williams	at Pacific
Oct. 24, 1987	4-138-1	Brock Smith	at Pacific
Oct. 31, 1987	7-113-2	Ron Jenkins	UNLV
Nov. 7, 1987	4-103-1	Ron Jenkins	CS Fullerton
Sept. 24, 1988	5-130-1	Andre Alenander	McNeese State
Oct. 15, 1988	7-149-1	Dwight Pickens	Utah State
Nov. 5, 1988	6-111-0	Craig Jones (TE)	Pacific
Dec. 10, 1988	3-103-2	Andre Alexander	vs. Western Michigan*
Oct. 14, 1989	5-132-0	Stephen Shelley	Utah State
Nov. 18, 1989	5-106-0	Stephen Shelley	at New Mexico
Sept. 15, 1990	4-130-0	Chris Gawley	at Utah
Oct. 19, 1991	3-111-0	Tyodus Winans	at New Mexico State
Sept. 12, 1992	6-160-1	Malcolm Seabron	at Oregon State
Nov. 7, 1992	3-142-1	Malcolm Seabron	Utah
Nov. 21, 1992	6-147-1	Malcolm Seabron	at San Diego State
Nov. 28, 1992	7-119-2	Charlie Jones	at UTEP
Sept. 4, 1993	7-173-2	Charlie Jones	at Baylor
Sept. 4, 1993	6-101-0	Lee Harris	at Baylor
Sept. 25, 1993	3-108-1	Charlie Jones	Utah State
Oct. 9, 1993	8-105-2	Anthony Daigle (RB)	at Colorado State
Oct. 23, 1993	3-117-2	Charlie Jones	at BYU
Nov. 13, 1993	6-121-1	Charlie Jones	Hawai'i
Dec. 25, 1993	9-149-0	David Dunn	vs. No. 17 Colorado*
Sept. 3, 1994	3-120-1	Charlie Jones	San Jose State

CHRONOLOGICAL LISTS

Sept. 3, 1994	2-100-2	Brian Roberson	San Jose State	Nov. 26, 2011	7-135-0	Isaiah Burse	San Jose State
Oct. 8, 1994	7-177-1	Charlie Jones	No. 22 BYU	Dec. 3, 2011	3-105-1	Jalen Saunders	at San Diego State
Oct. 15, 1994	7-235-2	Charlie Jones	Wyoming	Sept. 1, 2012	7-118-2	Davante Adams	Weber State
Nov. 12, 1994	7-134-1	Brian Roberson	at UTEP	Sept. 15, 2012	3-107-1	Isaiah Burse	Colorado
Nov. 26, 1994	11-213-0	Brian Roberson	at San Diego State	Sept. 22, 2012	7-115-1	Josh Harper	at Tulsa
Sept. 2, 1995	8-111-1	Brian Roberson	NE Louisiana	Sept. 29, 2012	9-120-1	Josh Harper	San Diego State
Sept. 30, 1995	7-115-0	Charlie Jones	at UCLA	Sept. 29, 2012	8-102-0	Davante Adams	San Diego State
Oct. 14, 1995	9-221-2	Jahine Arnold	at San Diego State	Sept. 29, 2012	10-100-3	Rashad Evans	San Diego State
Oct. 28, 1995	5-133-0	Jahine Arnold	Air Force	Oct. 27, 2012	9-198-2	Davante Adams	at New Mexico
Nov. 4, 1995	8-152-1	Jahine Arnold	at Hawai'i	Nov. 10, 2012	9-120-1	Davante Adams	at Nevada
Nov. 4, 1995	10-124-0	Charlie Jones	at Hawai'i	Nov. 24, 2012	7-158-1	Isaiah Burse	Air Force
Nov. 11, 1995	8-244-4	Charlie Jones	UTEP	Nov. 24, 2012	9-141-2	Davante Adams	Air Force
Nov. 19, 1995	4-110-0	Charlie Jones	at Wyoming	Dec. 24, 2012	13-144-1	Davante Adams	vs. SMU*
Nov. 25, 1995	8-146-2	Brian Roberson	BYU	Aug. 29, 2013	14-148-2	Davante Adams	Rutgers
Sept. 21, 1996	10-142-1	Brian Roberson	at Utah	Aug. 29, 2013	13-118-0	Isaiah Burse	Rutgers
Sept. 28, 1996	6-103-0	Brian Roberson	Hawai'i	Sept. 20, 2013	10-148-0	Isaiah Burse	Boise State
Oct. 12, 1996	9-204-2	Brian Roberson	San Jose State	Sept. 20, 2013	12-110-1	Davante Adams	Boise State
Nov. 2, 1996	7-119-0	Brian Roberson	Boise State	Sept. 28, 2013	9-123-2	Josh Harper	at Hawai'i
Nov. 16, 1996	7-144-1	Brian Roberson	Air Force	Oct. 5, 2013	16-185-3	Davante Adams	at Idaho
Nov. 23, 1996	9-136-1	Brian Roberson	at San Diego State	Oct. 19, 2013	8-221-4	Davante Adams	UNLV
Sept. 26, 1998	5-122-0	Charles Smith	Nevada	Nov. 2, 2013	17-253-2	Josh Harper	Nevada
Oct. 17, 1998	8-117-1	Charles Smith	at Utah	Nov. 9, 2013	9-159-0	Josh Harper	at Wyoming
Nov. 14, 1998	5-103-2	Charles Smith	Hawai'i	Nov. 23, 2013	9-246-4	Davante Adams	New Mexico
Sept. 25, 1999	5-110-1	Charles Smith	at Nevada	Nov. 23, 2013	10-161-3	Josh Harper	New Mexico
Oct. 14, 1999	5-123-2	Rodney Wright	at SMU	Nov. 23, 2013	6-107-0	Isaiah Burse	New Mexico
Oct. 23, 1999	7-156-1	Rodney Wright	UTEP	Nov. 29, 2013	13-264-3	Davante Adams	at San Jose State
Nov. 20, 1999	7-139-1	Rodney Wright	San Jose State	Dec. 7, 2013	17-132-1	Isaiah Burse	vs. Utah State ^
Sept. 23, 2000	13-174-2	Rodney Wright	California	Dec. 7, 2013	9-168-1	Davante Adams	vs. Utah State ^
Oct. 14, 2000	5-102-1	Bernard Berrian	Nevada	Sept. 20, 2014	2-102-1	Da'Mari Scott	Southern Utah
Oct. 28, 2000	5-110-1	Bernard Berrian	Tulsa	Oct. 10, 2014	12-187-1	Josh Harper	at UNLV
Nov. 4, 2000	8-123-1	Bernard Berrian	Hawai'i	Dec. 6, 2014	10-131-0	Josh Harper	at Boise State ^
Nov. 11, 2000	6-121-1	Bernard Berrian	at No. 17 TCU	Sept. 19, 2015	3-102-1	Jamire Jordan	No. 21 Utah
Nov. 25, 2000	6-113-1	Charles Smith	at San Jose State	Sept. 3, 2016	9-112-1	Aaron Peck	at Nebraska
Dec. 31, 2000	7-162-2	Bernard Berrian	vs. Air Force	Sept. 10, 2016	7-100-0	Jamire Jordan	Sacramento State
Dec. 31, 2000	4-102-1	Paris Gaines (RB)	vs. Air Force*	Sept. 24, 2016	6-108-1	Jamire Jordan	Tulsa
Sept. 2, 2001	7-182-2	Rodney Wright	No. 10 Oregon State	Oct. 1, 2016	5-194-2	Aaron Peck	at UNLV
Sept. 8, 2001	8-102-0	Bernard Berrian	at No. 23 Wisconsin	Oct. 28, 2016	10-142-3	KeeSean Johnson	Air Force
Sept. 22, 2001	9-169-2	Bernard Berrian	at Tulsa	Oct. 28, 2016	4-115-0	Jamire Jordan	Air Force
Oct. 13, 2001	8-120-0	Rodney Wright	at Colorado State	Sept. 1, 2017	7-120-0	KeeSean Johnson	Incarnate Word
Oct. 19, 2001	14-179-1	Rodney Wright	Boise State	Sept. 30, 2017	7-104-3	KeeSean Johnson	Nevada
Oct. 26, 2001	9-145-1	Rodney Wright	at Hawai'i	Oct. 14, 2017	5-105-1	KeeSean Johnson	New Mexico
Oct. 26, 2001	9-110-0	Bernard Berrian	at Hawai'i	Oct. 14, 2017	3-108-2	Jamire Jordan	New Mexico
Nov. 3, 2001	8-145-2	Rodney Wright	Rice	Nov. 25, 2017	6-119-2	KeeSean Johnson	Boise State
Nov. 17, 2001	7-166-2	Bernard Berrian	at Nevada				
Nov. 23, 2001	8-109-1	Bernard Berrian	San Jose State				
Dec. 1, 2001	4-158-3	Bernard Berrian	Utah State				
Dec. 31, 2001	13-299-2	Rodney Wright	vs. Michigan State*				
Sept. 28, 2002	6-133-1	Marque Davis	Rice				
Sept. 28, 2002	6-112-1	Jermaine Jamison	Rice				
Oct. 18, 2002	5-111-1	Marque Davis	at Boise State				
Nov. 9, 2002	4-102-1	Jermaine Jamison	Tulsa				
Dec. 5, 2002	7-133-1	Marque Davis	at Louisiana Tech				
Dec. 5, 2002	5-133-1	Deandre Gilbert	at Louisiana Tech				
Sept. 5, 2003	7-129-0	Marque Davis	Oregon State				
Nov. 21, 2003	13-122-0	Bernard Berrian	No. 20 Boise State				
Nov. 29, 2003	6-121-10	Marque Davis	at UTEP				
Sept. 17, 2005	5-122-1	Paul Williams	at Oregon				
Nov. 5, 2005	6-137-1	Paul Williams	San Jose State				
Nov. 10, 2005	6-149-2	Paul Williams	Boise State				
Nov. 26, 2005	9-150-1	Joe Fernandez	at Nevada				
Oct. 14, 2006	3-100-1	Marlon Moore	Hawai'i				
Nov. 24, 2007	9-134-2	Marlon Moore	Kansas State				
Nov. 30, 2007	4-106-0	Marlon Moore	at New Mexico State				
Sept. 1, 2008	3-116-0	Seyi Ajirotutu	at Rutgers				
Nov. 1, 2008	7-137-2	Seyi Ajirotutu	at Louisiana Tech				
Sept. 12, 2009	5-114-1	Devon Wylie	at Wisconsin				
Oct. 31, 2009	7-124-1	Seyi Ajirotutu	Utah State				
Nov. 14, 2009	4-103-0	Marlon Moore	at Nevada				
Sept. 25, 2010	8-130-1	Jamel Hamler	at Ole Miss				
Sept. 25, 2010	6-102-0	Matt Lindsay	at Ole Miss				
Nov. 6, 2010	8-118-3	Jamel Hamler	at Louisiana Tech				
Sept. 17, 2011	3-154-2	Jalen Saunders	North Dakota				
Sept. 24, 2011	5-142-2	Jalen Saunders	at Idaho				
Oct. 1, 2011	6-127-0	Jalen Saunders	Ole Miss				
Oct. 22, 2011	5-108-0	Devon Wylie	at Nevada				
Nov. 5, 2011	13-149-1	Devon Wylie	Louisiana Tech				
Nov. 12, 2011	7-174-2	Jalen Saunders	at New Mexico State				

Interceptions Returned for TDs (52)			
Date	Yards	Player	Opponent
Nov. 5, 1960	96	Jim Sanderson	Long Beach State
Sept. 6, 1980	22	Anthony Washington	at CS Fullerton
Nov. 21, 1981	33	Tim Washington	at Arizona
Oct. 30, 1982	24	Kevin Johnson	Long Beach State
Nov. 6, 1982	17	Kevin Jones	CS Fullerton
Sept. 1, 1984	53	Roark Kelly	at Arizona
Sept. 28, 1985	43	Rod Webster	Cal Poly
Oct. 26, 1985	62	Michael Stewart	at Utah State
Sept. 5, 1987	63	Rod Webster	at Washington State
Oct. 31, 1987	75	Keith McCoy	UNLV
Oct. 15, 1988	61	James Williams	Utah State
Dec. 9, 1989	58	Ron Cox	vs. Ball State*
Oct. 5, 1991	26	James Burton	New Mexico
Nov. 16, 1991	41	Tony Brown	CS Fullerton
Sept. 19, 1992	38	Sam Watson	Colorado State
Sept. 11, 1993	55	Tommy Jones	Oregon State
Oct. 16, 1993	58	James Burton	Air Force
Oct. 14, 1995	45	Steve Wilson	at San Diego State
Oct. 25, 1997	32	Marlyn Jackson	UNLV
Oct. 25, 1997	22	Efrain Guizar	UNLV
Nov. 15, 1997	26	Efrain Guizar	San Diego State
Oct. 2, 1999	27	Nicholas Burley	Colorado State
Oct. 30, 1999	76	Anthony Limbrick	at Tulsa
Oct. 30, 1999	52	Curtin Edwards	at Tulsa
Oct. 14, 2000	27	Dante Marsh	Nevada
Nov. 25, 2000	49	Lawrence Deck	at San Jose State
Oct. 12, 2002	100	Nathan Ray	SMU
Nov. 16, 2002	62	Cameron Worrell	Nevada
Nov. 16, 2002	60	Dee Meza	Nevada
Dec. 31, 2002	48	Dee Meza	vs. Georgia Tech*

Interceptions Returned for TDs (52)

Date	Yards	Player	Opponent
Nov. 5, 1960	96	Jim Sanderson	Long Beach State
Sept. 6, 1980	22	Anthony Washington	at CS Fullerton
Nov. 21, 1981	33	Tim Washington	at Arizona
Oct. 30, 1982	24	Kevin Johnson	Long Beach State
Nov. 6, 1982	17	Kevin Jones	CS Fullerton
Sept. 1, 1984	53	Roark Kelly	at Arizona
Sept. 28, 1985	43	Rod Webster	Cal Poly
Oct. 26, 1985	62	Michael Stewart	at Utah State
Sept. 5, 1987	63	Rod Webster	at Washington State
Oct. 31, 1987	75	Keith McCoy	UNLV
Oct. 15, 1988	61	James Williams	Utah State
Dec. 9, 1989	58	Ron Cox	vs. Ball State*
Oct. 5, 1991	26	James Burton	New Mexico
Nov. 16, 1991	41	Tony Brown	CS Fullerton
Sept. 19, 1992	38	Sam Watson	Colorado State
Sept. 11, 1993	55	Tommy Jones	Oregon State
Oct. 16, 1993	58	James Burton	Air Force
Oct. 14, 1995	45	Steve Wilson	at San Diego State
Oct. 25, 1997	32	Marlyn Jackson	UNLV
Oct. 25, 1997	22	Efrain Guizar	UNLV
Nov. 15, 1997	26	Efrain Guizar	San Diego State
Oct. 2, 1999	27	Nicholas Burley	Colorado State
Oct. 30, 1999	76	Anthony Limbrick	at Tulsa
Oct. 30, 1999	52	Curtin Edwards	at Tulsa
Oct. 14, 2000	27	Dante Marsh	Nevada
Nov. 25, 2000	49	Lawrence Deck	at San Jose State
Oct. 12, 2002	100	Nathan Ray	SMU
Nov. 16, 2002	62	Cameron Worrell	Nevada
Nov. 16, 2002	60	Dee Meza	Nevada
Dec. 31, 2002	48	Dee Meza	vs. Georgia Tech*
Aug. 30, 2003	81	Richard Marshall	at No. 12 Tennessee

CHRONOLOGICAL LISTS

Sept. 5, 2004	75	Richard Marshall	at Washington
Sept. 5, 2004	19	James Sanders	at Washington
Sept. 18, 2004	15	Marcus McCauley	Portland State
Nov. 6, 2004	100	Richard Marshall	at Rice
Nov. 1, 2006	56	Damon Jenkins	at Boise State
Nov. 28, 2008	68	Damion Owens	at No. 8 Boise State
Oct. 24, 2009	17	Lorne Bell	at New Mexico State
Dec. 5, 2009	21	Phillip Thomas	at Illinois
Nov. 27, 2010	30	Travis Brown	Idaho
Sept. 15, 2012	16	Phillip Thomas	Colorado
Sept. 15, 2012	43	Phillip Thomas	Colorado
Sept. 22, 2012	20	Patrick Su'a	at Tulsa
Sept. 22, 2012	21	Tristan Okpalaugo	at Tulsa
Oct. 20, 2012	20	Phillip Thomas	Wyoming
Nov. 10, 2012	34	Derron Smith	at Nevada
Sept. 28, 2013	56	L.J. Jones	at Hawai'i
Dec. 21, 2013	41	Derron Smith	vs. USC*
Sept. 20, 2014	23	Kyrie Wilson	Southern Utah
Sept. 12, 2015	56	Shannon Edwards	at Ole Miss
Sept. 30, 2017	18	Jaron Bryant	Nevada
Dec. 24, 2017	44	Jaron Bryant	vs. Hawai'i*

Fumbles Returned for TDs (18)

Date	Yards	Player	Opponent
Nov. 8, 1980	0	Bob Zemanek	at Southern Illinois
Oct. 29, 1988	0	James Williams	at San Jose State
Sept. 9, 1989	50^	Kelvin Means	Montana
Sept. 12, 1992	40	Armin Youngblood	at Oregon State
Sept. 11, 1994	17	Gene Smith	Oregon State
Oct. 3, 1998	20	Justin Johnson	BYU
Sept. 5, 2004	18	Brian Morris	at Washington
Sept. 27, 2005	30	Tyrone Culver	Toledo
Oct. 22, 2005	26	Jaron Fairman	at Idaho
Dec. 2, 2005	77	Qaadir Brown	Louisiana Tech
Sept. 20, 2008	29	Ben Jacobs	at Toledo
Nov. 15, 2008	25	Sharrod Davis	New Mexico State
Nov. 21, 2009	21	Ben Jacobs	Louisiana Tech
Sept. 3, 2011	0	Cristin Wilson	vs. California
Sept. 24, 2011	40	Nat Harrison	at Idaho
Nov. 10, 2012	0	Tyler Davison	at Nevada
Nov. 10, 2012	26	Travis Brown	at Nevada
Oct. 26, 2013	78	Ejiro Ederaine	at San Diego State

^ - recovered fumble and subsequent return for a TD came after the opponent fumbled the ball on an interception return

Kickoffs Returned for TDs (10)

Date	Yards	Player	Opponent
1934	102	Walt Byrd	Northern Arizona
Nov. 5, 1977	95	Steve Woods	at Long Beach State
Oct. 17, 1987	95	Brock Smith	San Jose State
Nov. 21, 1998	96	Jaime Kimbrough	at San Jose State
Sept. 8, 2001	96	Bernard Berrian	at No. 23 Wisconsin
Sept. 27, 2003	70	Nate Ray	Portland State
Nov. 1, 2006	93	Chastin West	at Boise State
Nov. 3, 2007	88	A.J. Jefferson	Utah State
Nov. 10, 2007	98	A.J. Jefferson	at No. 14 Hawai'i
Nov. 7, 2008	92	A.J. Jefferson	Nevada

Punts Returned for TDs (36)

Date	Yards	Player	Opponent
1926	90	Clyde Whelden	San Jose State
1930	90	Frenchy Bordagaray	Redlands
1930	70	Sim Mathiesen	Chico State
1930	60	Frenchy Bordagaray	UC Davis
1930	95	Frenchy Bordagaray	San Jose State
Sept. 24, 1949	43	Johnny Morse	Cal Poly
Sept. 19, 1964	73	Jim Long	South Dakota State
Sept. 30, 1967	98	Mike Freeman	Montana State
Sept. 28, 1985	77	Stephen Baker	Cal Poly
Sept. 6, 1986	84	Stephen Baker	Montana State
Nov. 6, 1986	65	Stephen Baker	at UNLV
Nov. 11, 1989	74	Dwight Pickens	at New Mexico State
Oct. 17, 1992	86	Charlie Jones	at Hawai'i
Nov. 21, 1992	40	Michael Ross	at San Diego State

Nov. 4, 1995	86	Brian Roberson	at Hawai'i
Sept. 28, 1996	62	Brian Roberson	Hawai'i
Oct. 24, 1998	66	Payton Williams	UTEP
Oct. 14, 2000	88	Bernard Berrian	Nevada
Nov. 17, 2001	70	Bernard Berrian	at Nevada
Oct. 4, 2002	59	Adam Jennings	Colorado State
Nov. 16, 2003	68	Bernard Berrian	No. 20 Boise State
Nov. 6, 2004	67	Clifton Smith	at Rice
Sept. 10, 2005	92	Clifton Smith	Weber State
Sept. 10, 2005	84	Clifton Smith	Weber State
Oct. 22, 2005	72	Joe Fernandez	at Idaho
Oct. 6, 2007	67	Clifton Smith	at Nevada
Oct. 26, 2007	65	Clifton Smith	Boise State
Sept. 27, 2008	63	Marlon Moore	at UCLA
Nov. 1, 2008	56	Rashad Evans	at Louisiana Tech
Nov. 21, 2008	49	Chastin West	at San Jose State
Oct. 24, 2009	88	Chastin West	at New Mexico State
Sept. 10, 2011	67	Devon Wylie	at No. 10 Nebraska
Oct. 7, 2011	79	Devon Wylie	No. 5 Boise State
Oct. 20, 2012	78	Rashad Evans	Wyoming
Sept. 7, 2013	61	Isaiah Burse	Cal Poly
Sept. 7, 2013	58	Isaiah Burse	Cal Poly

Blocked Punts Returned for TDs (13)

Date	Yards	Player	Opponent
Sept. 5, 1981	2	Kevin Johnson	Oregon
Sept. 12, 1981	11	Henry Ellard	at Oregon State
Sept. 16, 1995	13	Joe Barnes	Pacific
Oct. 11, 1997	16	Lawrence Deck	at Hawai'i
Sept. 11, 1999	3	Tierre Sams	at Oregon State
Sept. 25, 1999	10	Rodney Wright	at Nevada
Dec. 2, 2001	47	Rodney Wright	Utah State
Oct. 25, 2002	10	Dee Meza	Hawai'i
Nov. 15, 2003	20	Adam Jennings	San Jose State
Sept. 27, 2005	5	Paul Williams	Toledo
Sept. 30, 2006	15	Josh Sherley	Colorado State
Oct. 2, 2010	1	Desia Dunn	Cal Poly
Nov. 8, 2014	9	T.J. Thomas	San Jose State

Blocked FG Returned for TDs (5)

Date	Yards	Player	Opponent
Nov. 9, 1985	25	Mark Olson	at Pacific
Dec. 18, 1999	75	Payton Williams	vs. Utah*
Nov. 4, 2000	81	Dante Marsh	Hawai'i
Oct. 6, 2007	40	A.J. Jefferson	at Nevada
Dec. 3, 2011	59	Isaiah Green	at San Diego State

PAT Returns for Two Points (2)

Date	Yards	Player	Opponent
Nov. 30, 2007	---	Damion Owens	at New Mexico State
Sept. 29, 2012	---	Charles Washington	vs. San Diego State

^ Mountain West Championship Game

* Denotes bowl game

SELECT CIRCLES

Multiple 100-Yard Rushing Games (28)

Date	Opponent	Att.-Yards/TDs	100-Yard Rushers
1938	Hawai'i	9-135/1	Ernie Poore
Oct. 20, 1956	San Francisco St.	19-111/0	Bob Peterson
Oct. 12, 1968	CS Northridge	6-103/0	Dean Philpott
Sept. 20, 1969	Cal Poly Pomona	7-103/0	John Stienborn
Oct. 8, 1977	San Diego State	14-142/1	Walt Jensen
Nov. 18, 1978	at Idaho	10-128/2	Mike Flores
Nov. 11, 1978	Montana State	19-129/1	Walt Jensen
Sept. 15, 1979	at Montana State	21-108/1	Gary Caropresso
Sept. 5, 1981	Oregon	27-138/0	Steve Franklin
Sept. 2, 1989	Utah	11-102/2	Dean Jones
Oct. 28, 1989	UNLV	27-155/2	Ted Torosian
Nov. 11, 1989	at New Mexico State	17-143/1	Gary Carr
Sept. 29, 1990	CS Fullerton	19-118/0	Ted Torosian
Nov. 9, 1991	at Pacific	21-109/0	Keith Gooch
Nov. 23, 1991	San Jose State	23-169/0	Ken Lovely
Oct. 24, 1992	New Mexico	16-129/2	Keith Gooch
Sept. 18, 1993	at Nex Mexico	19-117/0	Danny Rainey
Nov. 20, 1993	San Diego State	25-112/0	Ted Torosian
Sept. 28, 1996	Hawai'i	19-125/0	Myron Jones
Sept. 18, 2004	Portland State	22-103/0	Aaron Craver
Nov. 12, 2004	Hawai'i	28-212/1	Aaron Craver
Nov. 20, 2004	Nevada	22-159/2	Myron Jones
Nov. 27, 2004	at San Jose State	13-132/3	Aaron Craver
Oct. 8, 2005	at New Mexico State	13-118/1	Myron Jones
Nov. 3, 2007	Utah State	24-121/2	Aaron Craver
Oct. 4, 2008	Hawai'i	11-112/1	Lorenzo Neal
Dec. 20, 2008	vs. Colorado State*	22-113/2	Lorenzo Neal
Nov. 8, 2014	San Jose State	17-107/3	Anthony Daigle
		26-149/1	Ron Rivers
		34-108/0	Lorenzo Neal
		16-108/1	Lorenzo Neal
		16-102/2	Ron Rivers
		32-205/1	Ron Rivers
		27-127/1	Anthony Daigle
		29-218/2	Ron Rivers
		12-140/3	Anthony Daigle
		26-129/1	Michael Gray
		20-108/0	Michael Pittman
		26-127/0	Bryson Sumlin
		15-123/2	Wendell Mathis
		18-220/3	Bryson Sumlin
		23-176/3	Wendell Mathis
		18-147/1	Bryson Sumlin
		19-110/3	Wendell Mathis
		25-134/4	Bryson Sumlin
		23-128/1	Wendell Mathis
		22-105/1	Wendell Mathis
		22-105/0	Bryson Sumlin
		27-126/0	Clifton Smith
		13-106/2	Ryan Mathews
		20-161/2	Lonyae Miller
		23-157/2	Anthony Harding
		18-120/2	Anthony Harding
		13-113/2	Lonyae Miller
		22-145/1	Marteze Waller
		24-112/0	Josh Quezada

Multiple 100-Yard Receiving Games (23)

Date	Opponent	Rec.-Yards/TDs	100-Yard Receivers
Nov. 24, 1979	Utah State	8-109/1	Ken Lovely
Nov. 13, 1982	Montana State	7-105/1	Scott Seambray
Oct. 8, 1983	San Jose State	7-222/2	Henry Ellard
Sept. 29, 1984	New Mexico State	5-108/1	Stephone Paige
Oct. 20, 1984	Utah State	5-145/2	Dave Williams
Sept. 6, 1986	Montana State	5-105/0	Larry Willis
Oct. 24, 1987	at Pacific	13-231/3	Larry Willis
Sept. 4, 1993	at Baylor	5-109/2	Dave Williams
Sept. 3, 1994	San Jose State	5-196/0	Dave Williams
Nov. 4, 1995	at Hawai'i	7-102/1	Larry Willis
Dec. 31, 2000	vs. Air Force*	3-116/1	Stephen Baker
		4-107/1	Brock Smith
		16-158/0	Ron Jenkins
		7-151/1	Anthony Williams
		4-138/1	Brock Smith
		7-173/2	Charlie Jones
		6-101/0	Lee Harris
		3-120/1	Charlie Jones
		2-100/2	Brian Roberson
		8-152/1	Jahine Arnold
		10-124/0	Charlie Jones
		7-162/2	Bernard Berrian
		4-102/1	Paris Gaines (RB)

Oct. 26, 2001	at Hawai'i	9-145/1	Rodney Wright
Sept. 28, 2002	Rice	9-100/0	Bernard Berrian
Dec. 5, 2002	at Louisiana Tech	6-133/1	Marque Davis
Sept. 25, 2010	at Ole Miss	6-112/1	Jermaine Jamison
Sept. 29, 2012	San Diego State	7-133/1	Marque Davis
Nov. 24, 2012	Air Force	5-133/1	Deandre Gilbert
Aug. 29, 2013	Rutgers	8-130/1	Jamel Hamler
Sept. 20, 2013	Boise State	6-102/0	Matt Lindsay
Nov. 23, 2013	New Mexico	9-120/1	Josh Harper
Dec. 7, 2013	vs. Utah State	8-102/0	Davante Adams
Oct. 28, 2016	vs. Air Force	10-100/3	Rashad Evans
Oct. 14, 2017	vs. New Mexico	7-158/1	Isaiah Burse
		9-141/2	Davante Adams
		14-148/2	Davante Adams
		13-118/0	Isaiah Burse
		10-148/0	Isaiah Burse
		12-110/1	Davante Adams
		9-246/4	Davante Adams
		10-161/3	Josh Harper
		6-107/0	Isaiah Burse
		9-168/1	Davante Adams
		17-132/1	Isaiah Burse
		10-142/3	KeeSean Johnson
		4-115/0	Jamire Jordan
		5-105/1	KeeSean Johnson
		3-108/2	Jamire Jordan

100-Yard Rushing/Receiving Games (55)

Date	Opponent	Players	No.-Yds./TDs
Oct. 15, 1960	Cal Poly	Rusher: Dale Messer	10-111/1
Nov. 14, 1964	Pacific	Receiver: Dale Messer	6-172/1
Oct. 10, 1970	CS Northridge	Rusher: Jim Long	7-160/3
Nov. 20, 1982	UNLV	Receiver: Doyle Keith	6-179/1
Sept. 24, 1983	at Pacific	Rusher: Henry Woodson	17-121/0
Nov. 16, 1985	at Long Beach State	Receiver: John Sexton	8-100/2
Sept. 21, 1985	at Oregon State	Rusher: Terry Carter	18-122/0
Sept. 6, 1986	Montana State	Receiver: Henry Ellard	7-106/0
Oct. 4, 1986	at San Jose State	Rusher: Ken Williams	20-108/1
Dec. 10, 1988	vs. W. Michigan	Receiver: Larry Willis	10-154/2
Oct. 19, 1991	at New Mexico State	Rusher: James Williams	30-176/3
Nov. 21, 1992	at San Diego State	Receiver: Stephen Baker	6-214/1
Sept. 25, 1993	Utah State	Rusher: James Williams	26-117/1
Oct. 23, 1993	at BYU	Receiver: Stephen Baker	5-166/1
Nov. 13, 1993	Hawai'i	Rusher: James Williams	9-106/2
Oct. 15, 1994	Wyoming	Receiver: Stephen Baker	4-107/1
Nov. 26, 1994	at San Diego State	Rusher: Brock Smith	3-116-1
Sept. 2, 1995	NE Louisiana	Rusher: James Williams	28-141-2
Sept. 30, 1995	at UCLA	Receiver: Stephen Baker	4-170/3
Oct. 28, 1995	Air Force	Rusher: Darrell Rosette	23-149/2
Sept. 28, 1996	Hawai'i	Receiver: Andre Alexander	3-103/2
Nov. 2, 1996	Boise State	Rusher: Ron Rivers	19-102/0
Nov. 16, 1996	Air Force	Receiver: Tydus Winans	3-111/0
Sept. 26, 1998	Nevada	Rusher: Ron Rivers	16-173/2
Nov. 14, 1998	Hawai'i	Receiver: Malcolm Seabron	6-147/1
Sept. 25, 1999	at Nevada	Rusher: Ron Rivers	18-106/1
		Receiver: Charlie Jones	3-108/1
		Rusher: Ron Rivers	27-143/1
		Receiver: Charlie Jones	3-117/2
		Rusher: Ron Rivers	10-107/0
		Receiver: Charlie Jones	6-121/1
		Rusher: Jerome Oliver	32-160/1
		Receiver: Charlie Jones	7-235/2
		Rusher: Reggie Brown	35-161/3
		Receiver: Brian Roberson	11-213/0
		Rusher: Michael Pittman	25-181/1
		Receiver: Brian Roberson	9-111/1
		Rusher: Reggie Brown	21-144/0
		Receiver: Charlie Jones	7-115/0
		Rusher: Reggie Brown	12-102/0
		Receiver: Jahine Arnold	5-133/0
		Rusher: Michael Gray	26-129/1
		Rusher: Michael Pittman	20-108/0
		Receiver: Brian Roberson	6-103/0
		Rusher: Michael Pittman	21-212/1
		Receiver: Brian Roberson	7-119/0
		Rusher: Michael Pittman	21-138/3
		Receiver: Brian Roberson	7-144/1
		Rusher: Jaime Kimbrough	26-164/1
		Receiver: Charles Smith	5-122/0
		Rusher: Jaime Kimbrough	18-144/2
		Receiver: Charles Smith	5-103/2
		Rusher: Derrick Ward	14-176/2
		Receiver: Charles Smith	5-110/1

SELECT CIRCLES

Nov. 20, 1999	San Jose State	Rusher: Josh Levi 6-124/1 Receiver: Rodney Wright 7-139/1	Nov. 26, 1994	at San Diego State	Rusher: Reggie Brown 35-161/3 Passer: Richie Donati 23-338/1 Receiver: Brian Roberson 11-213/0
Sept. 22, 2001	at Tulsa	Rusher: Josh Levi 7-107/0 Receiver: Bernard Berrian 9-169/2	Nov. 20, 1999	San Jose State	Rusher: Josh Levi 6-124/1 Passer: Billy Volek 22-311/5 Receiver: Rodney Wright 7-139/1
Oct. 13, 2001	at Colorado State	Rusher: Paris Gaines 18-111/0 Receiver: Rodney Wright 8-120/0	Sept. 22, 2001	at Tulsa	Rusher: Josh Levi 7-107/0 Passer: David Carr 22-314/3 Receiver: Bernard Berrian 9-169/2
Nov. 23, 2001	San Jose State	Rusher: Paris Gaines 18-107/1 Receiver: Bernard Berrian 8-109/1	Oct. 13, 2001	at Colorado State	Rusher: Paris Gaines 18-111/0 Passer: David Carr 28-389/2 Receiver: Rodney Wright 8-120/0
Nov. 9, 2002	Tulsa	Rusher: Rodney Davis 31-145/1 Receiver: Jermaine Jamison 4-102/1	Nov. 23, 2001	San Jose State	Rusher: Paris Gaines 18-107/1 Passer: David Carr 21-328/2 Receiver: Bernard Berrian 8-109/1
Dec. 5, 2002	at Louisiana Tech	Rusher: Rodney Davis 37-221/2 Receiver: Marque Davis 7-133/1 Receiver: Deandre Gilbert 5-133/1	Dec. 5, 2002	at Louisiana Tech	Rusher: Rodney Davis 37-221/2 Passer: Paul Pinegar 18-321/3 Receiver: Marque Davis 7-133/1
Nov. 5, 2005	San Jose State	Rusher: Wendell Mathis 21-105/1 Receiver: Paul Williams 6-137/1	Nov. 5, 2005	San Jose State	Rusher: Wendell Mathis 21-105/1 Passer: Paul Pinegar 22-368/3 Receiver: Paul Williams 6-137/1
Nov. 10, 2005	Boise State	Rusher: Wendell Mathis 25-121/1 Receiver: Paul Williams 6-149/2	Nov. 10, 2005	Boise State	Rusher: Wendell Mathis 25-121/1 Passer: Paul Pinegar 22-317/2 Receiver: Paul Williams 6-149/2
Oct. 14, 2006	Hawai'i	Rusher: Lonyae Miller 16-113/1 Receiver: Marlon Moore 3-100/1	Nov. 24, 2007	Kansas State	Rusher: Anthony Harding 22-115/1 Passer: Tom Brandstater 23-313/2 Receiver: Marlon Moore 9-134/2
Nov. 24, 2007	Kansas State	Rusher: Anthony Harding 22-115/1 Receiver: Marlon Moore 9-134/2	Sept. 24, 2011	at Idaho	Rusher: Robbie Rouse 25-112/0 Passer: Derek Carr 24-371/5 Receiver: Jalen Saunders 5-142/2
Nov. 30, 2007	at New Mexico State	Rusher: Anthony Harding 28-121/1 Receiver: Marlon Moore 4-106/0	Oct. 22, 2011	at Nevada	Rusher: Robbie Rouse 25-172/2 Passer: Derek Carr 20-315/3 Receiver: Devon Wylie 5-108/0
Sept. 12, 2009	at Wisconsin	Rusher: Ryan Mathews 19-107/0 Receiver: Devon Wylie 5-114/1	Sept. 15, 2012	Colorado	Rusher: Robbie Rouse 9-144/2 Passer: Derek Carr 17-300/5 Receiver: Isaiah Burse 3-107/1
Oct. 31, 2009	Utah State	Rusher: Ryan Mathews 23-185/2 Receiver: Seyi Ajirotutu 7-124/1	Oct. 27, 2012	at New Mexico	Rusher: Robbie Rouse 18-120/1 Passer: Derek Carr 31-416/4 Receiver: Davante Adams 9-198/2
Nov. 6, 2010	at Louisiana Tech	Rusher: Robbie Rouse 43-286/1 Receiver: Jamel Hamler 8-118/3	Nov. 24, 2012	Air Force	Rusher: Robbie Rouse 25-106/0 Passer: Derek Carr 28-452/4 Receiver: Isaiah Burse 7-158/1
Sept. 17, 2011	North Dakota	Rusher: Robbie Rouse 27-110/2 Receiver: Jalen Saunders 3-154/2	Oct. 5, 2013	at Idaho	Rusher: Marteze Waller 19-157/2 Passer: Derek Carr 37-419/5 Receiver: Davante Adams 16-185/3
Sept. 24, 2011	at Idaho	Rusher: Robbie Rouse 25-112/0 Receiver: Jalen Saunders 5-142/2	Nov. 2, 2013	Nevada	Rusher: Josh Quezada 17-115/0 Passer: Derek Carr 38-487/3 Receiver: Josh Harper 17-253/2
Oct. 1, 2011	Ole Miss	Rusher: Robbie Rouse 23-123/1 Receiver: Jalen Saunders 6-127/0	Nov. 9, 2013	at Wyoming	Rusher: Josh Quezada 16-105/1 Passer: Derek Carr 33-360/4 Receiver: Josh Harper 9-159/0
Sept. 1, 2012	Weber State	Rusher: Robbie Rouse 22-123/2 Receiver: Davante Adams 7-118/2	Oct. 10, 2014	at UNLV	Rusher: Marteze Waller 17-137/1 Passer: Brian Burrell 25-310/3 Receiver: Josh Harper 12-187/1
Sept. 15, 2012	Colorado	Rusher: Robbie Rouse 9-144/2 Receiver: Isaiah Burse 3-107/1	Sept. 10, 2016	Sacramento State	Rusher: Dontel James 27-121/1 Receiver: Jamire Jordan 7-100/0
Sept. 22, 2012	at Tulsa	Rusher: Robbie Rouse 27-135/1 Receiver: Josh Harper 7-115/1			
Oct. 27, 2012	at New Mexico	Rusher: Robbie Rouse 18-120/1 Receiver: Davante Adams 9-198/2			
Nov. 10, 2012	at Nevada	Rusher: Robbie Rouse 36-261/2 Receiver: Davante Adams 9-120/1			
Nov. 24, 2012	Air Force	Rusher: Robbie Rouse 25-106/0 Receiver: Isaiah Burse 7-158/1			
Oct. 5, 2013	at Idaho	Receiver: Davante Adams 9-141/2 Rusher: Marteze Waller 19-157/2 Receiver: Davante Adams 16-185/3			
Nov. 2, 2013	Nevada	Rusher: Josh Quezada 17-115/0 Receiver: Josh Harper 17-253/2 Rusher: Josh Quezada 16-105/1			
Nov. 9, 2013	at Wyoming	Receiver: Josh Harper 9-159/0 Rusher: Marteze Waller 16-117/1 Receiver: Da'Mari Scott 2-102/1			
Sept. 20, 2014	Southern Utah	Rusher: Marteze Waller 16-117/1 Receiver: Da'Mari Scott 2-102/1			
Oct. 10, 2014	at UNLV	Rusher: Marteze Waller 17-137/1 Receiver: Da'Mari Scott 12-187/1			
Sept. 10, 2016	Sacramento State	Rusher: Dontel James 27-121/1 Receiver: Jamire Jordan 7-100/0			

* Denotes bowl game

100-yard Rusher, 300-Yard Passer,
100-Yard Receiver (23)

Date	Opponent	Players	No.-Yds./TDs
Sept. 6, 1986	Montana State	Rusher: James Williams 9-106/2 Passer: Kevin Sweeney 13-332/2 Receiver: Stephen Baker 4-107/1	
Oct. 4, 1986	at San Jose State	Receiver: Brock Smith 3-116/1 Rusher: James Williams 28-141/2 Passer: Kevin Sweeney 13-337/2	
Oct. 19, 1991	at New Mexico State	Receiver: Stephen Baker 4-170/3 Rusher: Ron Rivers 19-102/0 Passer: Mark Barsotti 18-307/3	
Oct. 23, 1993	at BYU	Receiver: Tydus Winans 3-111/0 Rusher: Ron Rivers 27-143/1 Passer: Trent Dilfer 21-456/4	
Oct. 15, 1994	Wyoming	Receiver: Charlie Jones 3-117/2 Rusher: Jerome Oliver 32-160/1 Passer: Richie Donati 13-331/2	
		Receiver: Charlie Jones 7-235/2	

INDIVIDUAL RUSHING RECORDS

RUSHING YARDS (CAREER)

1. Robbie Rouse, 2009-12	4,647
2. Ron Rivers, 1991-93	3,473
3. Ryan Mathews, 2007-09	3,280
4. Marteze Waller, 2012-15	3,108
5. Michael Pittman, 1993-97	3,017
6. Dwayne Wright, 2003-04, '06	2,683
7. Dean Philpott, 1954-57	2,533
8. Lorenzo Neal, 1990-92	2,405
9. Bryson Sumlin, 2002-05	2,398
10. Aaron Craver, 1989-90	2,316
11. Wendell Mathis, 2004-05	2,308
12. Jaime Kimbrough, 1995-98	2,250
13. Kelly Skipper, 1985-88	2,237
14. Ted Torosian, 1978-81	2,096
15. Anthony Daigle, 1991-93	2,089
16. Lonyae Miller, 2006-09	2,062

RUSHING YARDS (SEASON)

1. Ryan Mathews, 2009	1,808
2. Rodney Davis, 2002	1,586
3. Robbie Rouse, 2011	1,549
4. Robbie Rouse, 2012	1,490
5. Ron Rivers, 1993	1,477
6. Dwayne Wright, 2006	1,462
7. Marteze Waller, 2014	1,368
8. Wendell Mathis, 2005	1,313
Aaron Craver, 1989	1,313
10. Jaime Kimbrough, 1998	1,168
12. Michael Pittman, 1996	1,132
13. Robbie Rouse, 2010	1,129
14. James Williams, 1985	1,111
14. Jerome Oliver, 1994	1,106
15. Bryson Sumlin, 2004	1,104
16. Larry Willoughby, 1952	1,092
17. Michael Pittman, 1997	1,057
18. Paris Gaines, 2001	1,044
19. Dwayne Wright, 2003	1,038
20. Ron Rivers, 1992	1,007
21. Aaron Craver, 1990	1,003

LONGEST RUNS FROM
SCRIMMAGE

1. Robbie Rouse	94*	Colorado, 2012
Josh Levi	94*	San Jose State, 1999
2. Bill Yancy (QB)	92*	at McNeese State, 1978
3. Lonyae Miller	90*	Idaho, 2008
Dale Messer	90	Hawai'i, 1960
Larry Willoughby	90	at Nevada, 1952
Walt Byrd	90	Cal Tech, 1934
7. Bryson Sumlin	89	Hawai'i, 2004
8. Derrick Ward	86*	at Nevada, 1999
9. Lonyae Miller	80*	Hawai'i, 2008
Jaime Kimbrough	80*	at New Mexico, 1998
Ron Rivers	80*	at San Diego St., 1992
12. Wendell Mathis	78*	at Hawai'i, 2005
Ron Rivers	78*	at New Mexico, 1991
14. Ryan Mathews	77*	at Idaho, 2009
Duke Snider	77	at UC Santa Barbara, 1954
Jack Kelly	77	Fort Ord, 1942
17. Marteze Waller	76*	at Boise State, 2014
18. Derrick Ward	75*	Colorado State, 1999
19. Ken Lovely	74	at Montana State, 1979
20. Bernard Berrian (WR)	73	at Nevada, 2001
Anthony Daigle	73*	UNLV, 1991
Dean Jones	73	CS Fullerton, 1976
23. Lonyae Miller	72*	at Nevada, 2007
Steve Woods	72*	at Montana State, 1981
Steve Woods	72*	CS Fullerton, 1978
Walt Jensen	72	CS Northridge, 1968
Jim Long	72	South Dakota St., 1964

28. Dwayne Wright	71	at Louisiana Tech, 2006
29. Jim Long	70	Pacific, 1964

* Indicates Touchdown was Scored

RUSHING TOUCHDOWNS
(CAREER)

1. Ryan Mathews, 2007-09	39
2. Robbie Rouse, 2009-12	37
3. Anthony Daigle, 1991-93	35
4. Bryson Sumlin, 2002-05	29
Michael Pittman, 1993-97	29
Dean Philpott, 1954-57	29
7. Ron Rivers, 1991-93	28
8. Wendell Mathis, 2004-05	27
Lorenzo Neal, 1990-92	27
10. Aaron Craver, 1989-90	26
Kelly Skipper, 1985-88	26

RUSHING TOUCHDOWNS
(SEASON)

1. Ryan Mathews, 2009	19
2. Anthony Daigle, 1992	17
Aaron Craver, 1990	17
4. Wendell Mathis, 2005	15
Reggie Brown, 1994	15
6. Ryan Mathews, 2007	14
Ron Rivers, 1993	14
Myron Jones, 1989	14
James Williams, 1985	14
Dale Messer, 1960	14
Dean Philpott, 1957	14

RUSHING TOUCHDOWNS
(GAME)

1. Don Driscoll	5	CS Los Angeles, 1954
2. Michael Pittman	4	San Jose State, 1997
3. Numerous Players	3	

Consecutive Games w/ Rushing
TD

1. Ron Rivers, 1992-93	12
2. Wendell Mathis, 2005	10
3. Robbie Rouse, 2011-12	9
Aaron Craver, 1990	9^

^ Missed game during streak

RUSHING ATTEMPTS
(CAREER)

1. Robbie Rouse, 2009-12	898
2. Michael Pittman, 1993-97	647
3. Marteze Waller, 2012-15	618
4. Ryan Mathews, 2007-09	534
5. Ron Rivers, 1991-93	525
6. Dwayne Wright, 2003-04,06	501
7. Bryson Sumlin, 2002-05	496
8. Kelly Skipper, 1985-88	494
9. Lorenzo Neal, 1990-92	487
10. Aaron Craver, 1989-90	475

RUSHING ATTEMPTS
(SEASON)

1. Robbie Rouse, 2011	329
2. Rodney Davis, 2002	313
3. Robbie Rouse, 2012	282
4. Ryan Mathews, 2009	276
5. Dwayne Wright, 2006	261
6. Jerome Oliver, 1994	258
7. Wendell Mathis, 2005	248
8. Aaron Craver, 1989	247
9. Michael Pittman, 1997	238
10. Ron Rivers, 1993	230

RUSHING ATTEMPTS (GAME)

1. Robbie Rouse	43	Louisiana Tech, 2010
2. Michael Pittman	39	Oregon, 1996
3. Ryan Mathews	38	at Cincinnati, 2009
4. Robbie Rouse	37	at Hawai'i, 2011
Rodney Davis	37	vs. Georgia Tech, 2002
Rodney Davis	37	at Louisiana Tech, 2002
Jerome Oliver	37	Oregon St., 1994
8. Robbie Rouse	36	at Nevada, 2012
Robbie Rosue	36	at No. 10 Nebraska, 2011
9. Reggie Brown	35	at San Diego St., 1994
Jerome Oliver	35	at Hawai'i, 1994

RUSHING YARDS PER CARRY
(CAREER)

Minimum 200 Attempts

1. Ron Rivers, 1991-93	6.6
------------------------	-----

RUSHING YARDS PER CARRY
(SEASON)

Minimum 50 Attempts

1. Don Driscoll, 1954	8.9
-----------------------	-----

RUSHING YARDS PER CARRY
(GAME)

Under 10 Attempts

1. Larry Willoughby, 1952 vs. Nevada	28.0 (9-252)
--------------------------------------	--------------

RUSHING YARDS PER CARRY
(GAME)

Minimum 10 Attempts

1. Don Driscoll	17.1	San Francisco St., 1958
2. Larry Willoughby	16.0	at San Diego St., 1952
3. Bob Garner	13.5	at BYU, 1956
4. Don Driscoll	12.9	Cal State LA, 1954
5. Derrick Ward	12.6	at Nevada, 1999
6. Ryan Mathews	12.3	No. 10 Boise St., 2009
7. Ryan Mathews	12.2	at Nevada, 2007
Bryson Sumlin	12.2	Hawai'i, 2004
Jaime Kimbrough	12.2	UTEP, 1998
10. Lonyae Miller	12.1	Idaho, 2008
Wendell Mathis	12.1	at Hawai'i, 2005

RUSHING YARDS PER CARRY
(GAME)

Minimum 20 Attempts

1. Dwayne Wright	11.8	at Louisiana Tech, 2006
2. Ryan Mathews	11.6	San Jose St., 2009
3. Michael Pittman	10.1	Boise St., 1996
4. Rodney Davis	9.6	SMU, 2002
5. Dean Jones	9.5	at Montana St., 1977
6. Lorenzo Neal	9.3	at Pacific, 1992
7. Larry Willoughby	8.6	San Francisco St., 1952
8. Dale Messer	8.4	San Diego St., 1958
9. Robbie Rouse	8.3	Nevada, 2010
10. Lonyae Miller	8.1	Hawai'i, 2008
Jaime Kimbrough	8.1	at new Mexico, 1998
Ron Rivers	8.1	UTEP, 1993
James Williams	8.1	Long Beach St., 1986

100-YARD RUSHING GAMES
(CAREER)

1. Robbie Rouse, 2009-12	21
2. Ron Rivers, 1991-93	18
3. Ryan Mathews, 2007-09	16
4. Wendell Mathis, 2004-05	13
Michael Pittman, 1993-97	13
Aaron Craver, 1989-90	13
7. Dwayne Wright, 2003-04, '06	12
8. Marteze Waller, 2012-15	11
James Williams, 1985-86	11

INDIVIDUAL RUSHING RECORDS

100-YARD RUSHING GAMES (SEASON)

1.	Ryan Mathews, 2009	11
2.	Robbie Rouse, 2012	9
3.	Robbie Rouse, 2011	8
	Dwayne Wright, 2006	8
	Ron Rivers, 1993	8
	Aaron Craver, 1989	8
7.	Marteze Waller, 2014	7
	Wendell Mathis, 2005	7
	Rodney Davis, 2002	7
	James Williams, 1985	7
11.	Wendell Mathis, 2004	6
	Jaime Kimbrough, 1998	6
	Michael Pittman, 1997	6
	Michael Pittman, 1996	6
15.	Bryson Sumlin, 2004	5
	Jerome Oliver, 1994	5
	Ron Rivers, 1992	5
	Ron Rivers, 1991	5

CONSECUTIVE 100-YARD RUSHING GAMES

1.	Ryan Mathews	9	Games 1-9	2009
2.	Wendell Mathis	5	Games 6-10	2005
3.	Marteze Waller	4	Games 7-10	2014
	Robbie Rouse	4	Games 9-12	2012
	Robbie Rouse	4	Games 1-4	2012
	Robbie Rouse	4	Games 2-5	2011
	Robbie Rouse	4	Games 6-9	2010
	Dwayne Wright	4	Games 9-12	2006
	Wendell Mathis	4	Games 9-12	2004
	Michael Pittman	4	Games 7-10	1996
	Aaron Craver	4	Games 1-4	1989

200-YARD RUSHING GAMES (CAREER)

1.	Robbie Rouse, 2009-12	3
2.	Ryan Mathews, 2007-09	2
	Rodney Davis, 2002-03	2
	Michael Pittman, 1993-97	2
	Ron Rivers, 1991-93	2

150-YARD RUSHING GAMES (CAREER)

1.	Robbie Rouse, 2009-12	8
	Ryan Mathews, 2007-09	8
3.	Michael Pittman, 1993-97	5
	Ron Rivers, 1991-93	5
5.	Marteze Waller, 2012-15	4
	Dwayne Wright, 2003-04, '06	4

Most Rushing Yards in a Bulldog Debut

Player	Att-Yds-TD	Opponent
1. James Williams	25-156-2	UNLV, 1985
2. Henry Woodson	21-152-3	Hayward St., 1970

FASTEST TO 1,000 YARDS IN A SEASON

Sorted by the Number of Games Played in When Surpassing 1,000 Yards

	Name	Game	Year
1.	Ryan Mathews	7th	2009
2.	Robbie Rouse	9th	2011
	Robbie Rouse	9th	2010
	Ron Rivers	9th	1993
	Aaron Craver	9th	1989
6.	Martezze Waller	10th	2014
	Robbie Rouse	10th	2012
	Dwayne Wright	10th	2006
	Wendell Mathis	10th	2005
	Rodney Davis	10th	2002
	Michael Pittman	10th	1996
	Aaron Craver	10th	1990
13.	Bryson Sumlin	11th	2004
	Jaime Kimbrough	11th	1998
	Michael Pittman	11th	1997
	Jerome Oliver	11th	1994
	James Williams	11th	1985
18.	Paris Gaines	13th	2001
	Ron Rivers	13th	1992
20.	Dwayne Wright	14th	2003
	Larry Willoughby		1952

FASTEST TO 1,000 YARDS IN A SEASON

Sorted by Number of Carries to Get 1,000 Yards

Name	Carries	Year
1. Ryan Mathews	138	2009
2. Marteze Waller	147	2014
3. Bryson Sumlin	167	2004
4. Aaron Craver	171	1989
5. James Williams	175	1985
6. Wendell Mathis	176	2005
7. Robbie Rouse	177	2010
8. Dwayne Wright	181	2003
9. Rodney Davis	189	2002
10. Robbie Rouse	196	2012

RUSHING YARDS BY A QUARTERBACK (SEASON)

1.	Dean Jones, 1977	746
2.	Dean Jones, 1976	646
3.	Bill Yancy, 1978	386
4.	Brian Burrell, 2014	360
5.	Marcus McMaryion, 2017	302
6.	Mark Barsotti, 1990	248
7.	Mark Barsotti, 1989	244
8.	Mark Barsotti, 1991	213
9.	Kilton Anderson, 2015	211
10.	Ryan Colburn, 2009	171

RUSHING YARDS BY A QUARTERBACK (GAME)

1.	Dean Jones	199	at Montana State, 1977
2.	Bill Yancy	142	McNeese State, 1978
3.	Dean Jones	132	at CS Fullerton, 1977
4.	Dean Jones	123	CS Fullerton, 1976
5.	Dean Jones	121	Montana State, 1976
6.	Dean Jones	102	San Diego State, 1977

RUSHING TDS BY A QUARTERBACK (SEASON)

1.	Dean Jones, 1977	10
2.	Mark Barsotti, 1989	8
	Beau Carter, 1961	8
4.	Mark Barsotti, 1991	7
5.	Kilton Anderson, 2015	5
	David Carr, 2001	5
	Mark Barsotti, 1990	5

RUSHING TDS BY A QUARTERBACK (GAME)

1.	Mark Barsotti	4	Utah, 1989
2.	Trent Dilfer	3	UNLV, 1991



Robbie Rouse



Ryan Mathews

Top 50 Single-Game Rushing Bests

Player	Opponent, Year	Car.	YG	YL	Net	Avg.	TD	Player	Opponent, Year	Car.	YG	YL	Net	Avg.	TD
1. Dwayne Wright	at Louisiana Tech, 2006	25	300	5	295	11.8	1	27. Dale Messer	San Diego St., 1958	22	186	0	186	8.4	0
2. Robbie Rouse	at Louisiana Tech, 2010	43	286	0	286	6.7	1	Ryan Mathews	Utah St., 2009	23	185	0	185	8.0	2
3. Robbie Rouse	at Nevada, 2012	36	264	3	261	7.2	2	29. Jaime Kimbrough	UTEP, 1998	15	184	0	184	12.2	1
4. Larry Willoughby	at Nevada, 1952	9	252	0	252	28.0	0	30. Michael Pittman	Louisiana Monroe, 1995	25	184	3	181	7.2	1
5. Ryan Mathews	No. 10 Boise St., 2009	19	238	4	234	12.3	3	31. Lonyae Miller	Idaho, 2008	15	181	0	181	12.1	1
6. Ryan Mathews	San Jose St., 2009	20	234	1	233	11.6	1	32. Dwayne Wright	Louisiana Tech, 2003	25	179	2	177	7.1	1
7. Wendell Mathis	at Hawai'i, 2005	19	229	0	229	12.1	3	33. Robbie Rouse	at Hawai'i, 2011	37	177	1	176	4.8	1
8. Jim Long	Cal Poly, 1964	29	222	0	222	7.6	3	Wendell Mathis	Hawai'i, 2004	23	177	1	176	7.7	3
9. Rodney Davis	at Louisiana Tech, 2002	37	224	3	221	6.0	2	Derrick Ward	at Nevada, 1999	14	177	1	176	12.6	2
10. Jerome Oliver	Oregon St., 1994	37	226	6	220	5.9	1	James Williams	at Long Beach St., 1985	30	176	0	176	5.9	3
Bryson Sumlin	Hawai'i, 2004	18	222	2	220	12.2	3	37. Aaron Craver	New Mexico, 1990	31	177	2	175	5.7	2
12. Ron Rivers	San Diego St., 1993	29	221	3	218	7.5	2	38. Ryan Mathews	at Illinois, 2009	32	180	7	173	5.4	3
13. Robbie Rouse	Nevada, 2010	26	219	2	217	8.3	2	Ron Rivers	at San Diego St., 1992	16	175	2	173	10.8	2
14. Jaime Kimbrough	San Jose St., 1998	31	213	1	212	6.8	1	40. Robbie Rouse	at Nevada, 2011	25	181	9	172	6.9	2
Aaron Craver	UNLV, 1989	28	220	8	212	7.6	1	41. James Williams	Long Beach St., 1986	21	171	0	171	8.1	1
Michael Pittman	Boise St., 1996	21	214	2	212	10.1	1	Ron Rivers	UTEP, 1993	21	172	1	171	8.1	1
17. Michael Pittman	Baylor, 1997	28	211	3	208	7.4	2	Ryan Mathews	at Nevada, 2007	14	171	0	171	12.2	3
18. Ron Rivers	at New Mexico, 1993	32	211	6	205	6.4	1	44. Dean Philpott	Hawai'i, 1956	19	170	0	170	8.9	0
19. Paris Gaines	Louisiana Tech, 2001	27	204	1	203	7.5	2	45. Robbie Rouse	at No. 10 Nebraska, 2011	36	169	0	169	4.7	0
20. Rodney Davis	SMU, 2002	21	203	2	201	9.6	1	Ken Lovely	at Montana St., 1979	23	175	6	169	7.6	0
21. Dean Jones	at Montana St., 1977	21	199	0	199	9.5	2	Kenny Gleason	Chico St., 1937	—	169	—	169	—	—
22. Larry Willoughby	San Francisco St., 1952	23	198	0	198	8.6	1	Dontel James	at Nevada, 2016	27	169	3	169	6.3	1
23. Lorenzo Neal	at Pacific, 1992	21	200	4	196	9.3	1	49. Don Driscoll	Cal State L.A., 1954	13	171	3	168	12.9	5
24. Larry Miller	at New Mexico St., 1972	34	195	0	195	5.7	2	50. Ryan Mathews	at UCLA, 2008	21	169	8	166	7.9	1
25. Wendell Mathis	at Louisiana Tech, 2004	28	194	3	191	6.8	1								
26. Don Driscoll	San Francisco St., 1954	11	190	2	188	17.1	3								

1,000-YARD RUSHING SEASONS (21)

Larry Willoughby, 1952				Aaron Craver, 1990				Jerome Oliver, 1994			
Att.	Yards	TDs		Att.	Yards	TDs		Att.	Yards	TDs	
S 20 UC Davis.....				S 1 Eastern Michigan.....	30	99	1	A29 vs. No. 20 Ohio State.....	1	-7	0
O 4 Pepperdine.....				S 8 New Mexico.....	31	175	2	S 3 San Jose State.....	- DNP -		
O10 at San Jose State.....				S 15 at Utah.....	25	74	2	S 20 at Washington State.....	13	23	0
O18 Utah State.....				S 22 New Mexico State.....	26	95	2	S 17 Oregon State.....	37	220	1
O24 at Occidental.....				S 29 CS Fullerton.....	24	121	2	S 24 at Hawai'i.....	35	148	2
N 1 at San Diego State.....	10	160	2	O 6 at Northern Illinois.....	15	27	1	O 8 No. 22 BYU.....	29	96	1
N 8 at Nevada.....	9	252	0	O13 Utah State.....	24	115	1	O15 Wyoming.....	32	160	1
N15 Pacific.....				O20 Long Beach State.....	- DNP -			O22 at Air Force.....	10	13	0
N22 San Francisco State.....	23	198	1	N 3 at UNLV.....	17	136	3	O29 New Mexico.....	24	155	0
N29 Whittier.....	24	113	2	N10 Pacific.....	17	105	3	N 5 Nevada.....	15	58	1
Totals (10 games).....	141	1,092	11	N17 at San Jose State.....	15	56	0	N12 at UTEP.....	20	69	0
				Totals (10 games).....	225	1,003	17	N19 Colorado State.....	31	127	1
								N26 at San Diego State.....	11	44	1
								Totals (12 games).....	258	1,106	8
James Williams, 1985				Ron Rivers, 1992				Michael Pittman, 1996			
Att.	Yards	TDs		Att.	Yards	TDs		Att.	Yards	TDs	
S 14 UNLV.....	25	156	2	S 5 at Pacific.....	9	43	0	A31 Oregon.....	39	151	2
S 21 at Oregon State.....	26	117	1	S 12 at Oregon State.....	4	12	0	S 7 at No. 18 Auburn.....	6	19	0
S 28 Cal Poly.....	14	109	1	S 19 Colorado State.....	10	119	1	S 21 Utah.....	5	26	0
O 5 Hawai'i.....	5	16	0	S 26 Washington State.....	9	35	0	S 28 Hawai'i.....	20	108	0
O12 San Jose State.....	10	38	0	O 3 Louisiana Tech.....	10	68	0	O12 San Jose State.....	13	41	0
O19 at New Mexico State.....	19	105	1	O10 at BYU.....	5	28	0	O19 at Wyoming.....	19	77	0
O26 at Utah State.....	18	106	2	O17 at Hawai'i.....	15	74	1	O26 at UNLV.....	27	130	3
N 2 CS Fullerton.....	8	61	1	O24 New Mexico.....	16	102	2	N 2 Boise State.....	21	212	1
N 9 at Pacific.....	1	-3	0	O31 Wyoming.....	19	105	1	N 9 Colorado State.....	26	157	3
N16 at Long Beach State.....	30	176	3	N 7 Utah.....	14	66	0	N16 Air Force.....	21	138	3
N21 Wichita State.....	23	136	2	N21 at San Diego State.....	16	173	2	N23 at San Diego State.....	17	73	1
D14 vs. Bowling Green*.....	18	94	1	N28 at UTEP.....	8	79	1	Totals (11 games).....	214	1,132	13
Totals (12 games).....	197	1,111	14	D29 vs. USC*.....	19	104	1				
				Totals (13 games).....	154	1,007	9				
Aaron Craver, 1989				Ron Rivers, 1993							
Att.	Yards	TDs		Att.	Yards	TDs					
S 2 Utah.....	22	103	0	S 4 at Baylor.....	12	75	2				
S 9 Montana.....	22	103	1	S 11 Oregon State.....	18	155	3				
S 16 at Pacific.....	22	135	0	S 18 at New Mexico.....	32	205	1				
S 23 Long Beach State.....	14	116	1	S 25 Utah State.....	18	106	1				
O 7 Oregon State.....	21	79	0	O 9 at Colorado State.....	13	52	1				
O14 at Utah State.....	19	101	1	O16 Air Force.....	16	135	1				
O21 CS Fullerton.....	19	124	2	O23 at BYU.....	27	143	1				
O28 UNLV.....	28	212	1	O30 at Wyoming.....	20	73	1				
N 4 San Jose State.....	34	88	0	N 6 UTEP.....	21	171	1				
N11 at New Mexico State.....	13	132	3	N13 Hawai'i.....	10	107	0				
N18 at New Mexico.....	11	55	0	N20 San Diego State.....	29	218	2				
D 9 vs. Ball State*.....	22	65	0	D25 vs. Colorado*.....	14	37	0				
Totals (12 games).....	247	1,313	9	Totals (12 games).....	230	1,477	14				

1,000-YARD RUSHING SEASONS (21)

Michael Pittman, 1997

	Att.	Yards	TDs
A30 Portland State.....	-	DNP -	
S 6 Baylor.....	28	204	2
S 13 at Oklahoma State.....	16	12	0
S 20 at Oregon.....	24	131	1
O 2 Utah.....	31	112	0
O11 at Hawai'i.....	16	48	0
O18 at No. 17 Air Force.....	25	105	0
O25 UNLV.....	14	82	0
N 1 at San Jose State.....	23	107	4
N 8 at Colorado State.....	20	71	0
N15 San Diego State.....	16	47	0
N22 Wyoming.....	25	138	1
Totals (11 games).....	238	1,057	8

Jaime Kimbrough, 1998

	Att.	Yards	TDs
S 12 at Colorado.....	22	107	1
S 19 at Texas Tech.....	24	40	1
S 26 Nevada.....	26	164	1
O 3 BYU.....	22	66	0
O10 at TCU.....	14	21	0
O 17 at Utah.....	10	40	0
O24 UTEP.....	15	184	1
O31 at New Mexico.....	20	161	3
N 7 at San Diego State.....	11	29	0
N14 Hawai'i.....	18	144	2
N21 at San Jose State.....	31	213	1
Totals (11 games).....	213	1,168	10

Paris Gaines, 2001

	Att.	Yards	TDs
A26 at Colorado.....	16	43	1
S 2 No. 10 Oregon State.....	20	69	1
S 8 at No. 23 Wisconsin.....	19	86	0
S 22 at Tulsa.....	7	27	0
S 29 Louisiana Tech.....	27	203	2
O13 at Colorado State.....	18	111	0
O19 Boise State.....	25	97	1
O26 at Hawai'i.....	19	46	0
N 3 Rice.....	10	63	0
N10 at SMU.....	12	61	0
N17 at Nevada.....	10	50	1
N23 San Jose State.....	18	107	1
D 1 Utah State.....	9	55	0
D31 vs. Michigan State*.....	10	26	1
Totals (14 games).....	220	1,044	8

Rodney Davis, 2002

	Att.	Yards	TDs
A23 at No. 25 Wisconsin.....	8	19	0
A29 San Diego State.....	16	80	0
S 7 at No. 13 Oregon.....	20	118	1
S 21 at Oregon State.....	17	78	0
S 28 at Rice.....	23	90	0
O 4 Colorado State.....	18	115	1
O12 SMU.....	21	201	1
O18 at Boise State.....	9	30	0
O25 Hawai'i.....	28	140	1
N 9 Tulsa.....	31	145	1
N16 Nevada.....	22	98	0
N23 at San Jose State.....	26	98	0
D 5 Louisiana Tech.....	37	221	2
D31 vs. Georgia Tech*.....	37	153	2
Totals (14 games).....	313	1,586	9

Dwayne Wright, 2003

	Att.	Yards	TDs
A30 at No. 12 Tennessee.....	1	0	0
S 5 Oregon State.....	9	29	0
S 13 at No. 1 Oklahoma.....	8	83	1
S 20 Louisiana Tech.....	25	177	1
S 27 Portland State.....	19	113	0
O 4 at Colorado State.....	19	79	0
O11 at Hawai'i.....	5	19	0
O25 Rice.....	12	96	0

N 1 at SMU.....	15	45	0
N 8 at Nevada.....	20	91	1
N15 San Jose State.....	15	106	0
N21 No. 20 Boise State.....	16	45	0
N29 at UTEP.....	13	97	0
D30 vs. UCLA*.....	13	58	0
Totals (14 games).....	190	1,038	3

Bryson Sumlin, 2004

	Att.	Yards	TDs
S 5 at Washington.....	2	3	0
S 11 at No. 13 Kansas State.....	13	70	2
S 18 Portland State.....	26	127	0
O 2 at Louisiana Tech.....	11	57	0
O 9 UTEP.....	26	160	1
O23 at No. 16 Boise State.....	7	10	0
O30 SMU.....	14	56	2
N 6 at Rice.....	10	26	1
N12 Hawai'i.....	18	220	3
N20 Nevada.....	18	147	1
N27 at San Jose State.....	25	134	3
D27 vs. No. 18 Virginia*.....	21	94	0
Totals (12 games).....	191	1,104	13

Wendell Mathis, 2005

	Att.	Yards	TDs
S 10 Weber State.....	14	77	3
S 17 at Oregon.....	18	70	1
S 27 Toledo.....	9	27	1
O 8 at New Mexico State.....	22	105	1
O15 Utah State.....	21	97	1
O22 at Idaho.....	11	101	1
O29 at Hawai'i.....	19	229	3
N 5 San Jose State.....	21	105	1
N10 Boise State.....	25	121	1
N19 at No. 1 USC.....	23	109	1
N26 at Nevada.....	17	86	0
D 2 Louisiana Tech.....	17	69	0
D31 vs. Tulsa*.....	31	117	1
Totals (13 games).....	248	1,313	15

Dwayne Wright, 2006

	Att.	Yards	TDs
S 1 Nevada.....	26	158	3
S 9 No. 20 Oregon.....	29	154	1
S 16 at Washington.....	28	136	2
S 30 Colorado State.....	16	77	1
O 7 at Utah State.....	26	138	0
O14 Hawai'i.....	11	16	0
O21 at No. 14 LSU.....	15	42	0
N 1 at Boise State.....	17	86	0
N11 New Mexico State.....	26	121	2
N18 Idaho.....	19	133	0
N24 at Louisiana Tech.....	25	295	1
D 2 at San Jose State.....	23	106	1
Totals (12 games).....	261	1,462	11

Ryan Mathews, 2009

	Att.	Yards	TDs
S 5 UC Davis.....	11	106	1
S 12 at Wisconsin.....	19	107	0
S 18 No. 10 Boise State.....	19	234	3
S 26 at No. 14 Cincinnati.....	38	145	1
O10 at Hawai'i.....	24	149	1
O17 San Jose State.....	20	233	1
O24 at New Mexico State.....	25	157	2
O31 Utah State.....	23	185	2
N 7 at Idaho.....	26	143	3
N14 at Nevada.....	8	32	0
N21 Louisiana Tech.....	-	DNP -	
D 5 at Illinois.....	32	173	3
D19 vs. Wyoming*.....	31	144	2
Totals (12 games).....	276	1,808	19

Robbie Rouse, 2010

	Att.	Yards	TDs
S 4 Cincinnati.....	20	40	0
S 18 Utah State.....	-	DNP -	
S 25 at Ole Miss.....	7	22	0
O 2 Cal Poly.....	14	70	1
O 9 Hawai'i.....	9	43	0
O16 New Mexico State.....	16	150	2
O23 at San Jose State.....	27	116	2
N 6 at Louisiana Tech.....	43	286	1
N13 No. 21 Nevada.....	26	217	2
N19 at No. 3 Boise State.....	17	70	0
N27 Idaho.....	12	83	0
D 3 Illinois.....	-	DNP -	
D18 vs. Northern Illinois*.....	14	32	0
Totals (11 games).....	205	1,129	8

Robbie Rouse, 2011

	Att.	Yards	TDs
S 3 vs. California.....	17	86	1
S 10 at No. 10 Nebraska.....	36	169	0
S 17 North Dakota.....	27	110	2
S 24 at Idaho.....	25	112	0
O 1 Ole Miss.....	28	123	1
O 7 No. 5 Boise State.....	10	72	0
O15 Utah State.....	24	140	1
O22 at Nevada.....	25	172	2
N 5 Louisiana Tech.....	24	96	0
N12 at New Mexico State.....	23	86	2
N19 at Hawai'i.....	37	176	1
N26 San Jose State.....	33	151	2
D 3 at San Diego State.....	20	56	1
Totals (13 games).....	329	1,549	13

Robbie Rouse, 2012

	Att.	Yards	TDs
S 1 Weber State.....	22	123	2
S 8 at No. 4 Oregon.....	27	115	1
S 15 Colorado.....	9	144	2
S 22 at Tulsa.....	27	135	1
S 29 San Diego State.....	21	70	2
O 6 at Colorado State.....	26	124	0
O13 at No. 22 Boise State.....	25	77	0
O20 Wyoming.....	20	91	0
O27 at New Mexico.....	18	120	1
N 3 Hawai'i.....	13	102	1
N10 at Nevada.....	36	261	2
N24 Air Force.....	25	106	0
D24 vs. SMU*.....	13	22	0
Totals (13 games).....	282	1,490	12

Marteze Waller, 2014

	Att.	Yards	TDs
A30 at No. 15 USC.....	16	97	2
S 6 at Utah.....	15	61	0
S 13 No. 21 Nebraska.....	7	19	0
S 20 Southern Utah.....	16	117	1
S 26 at New Mexico.....	19	163	0
O 3 San Diego State.....	16	67	1
O10 at UNLV.....	17	137	1
O17 at Boise State.....	18	164	2
N 1 Wyoming.....	18	116	1
N 8 San Jose State.....	22	145	1
N22 at Nevada.....	6	46	0
N29 Hawai'i.....	25	137	2
D 6 at Boise State^.....	15	23	0
D24 vs. Rice*.....	15	76	0
Totals (14 games).....	225	1,368	11

^ Mountain West Championship Game

* Bowl Game

INDIVIDUAL PASSING RECORDS

PASSING YARDS (CAREER)

1. Derek Carr, 2009-13	12,842
2. Kevin Sweeney, 1983-86	10,808
3. Paul Pinegar, 2002-05	10,136
4. Mark Barsotti, 1988-91	8,093
5. David Carr, 1997-01	7,849
6. Trent Dilfer, 1991-93	7,631
7. Tom Brandstater, 2005-08	6,857
8. Billy Volek, 1996-99	6,532
9. Ryan Colburn, 2007-10	5,334
10. Jeff Tedford, 1981-82	4,872

PASSING YARDS (SEASON)

1. Derek Carr, 2013	5,082*
2. David Carr, 2001	4,839
3. Derek Carr, 2012	4,104
4. Trent Dilfer, 1993	3,799
5. Derek Carr, 2011	3,544
6. Paul Pinegar, 2005	3,335
7. Kevin Sweeney, 1984	3,259
8. Trent Dilfer, 1992	3,000
9. Jeff Tedford, 1982	2,993
10. Paul Pinegar, 2002	2,929

PASSING COMPLETIONS (CAREER)

1. Derek Carr, 2009-13	1,086
2. Paul Pinegar, 2002-05	848
3. Kevin Sweeney, 1983-86	740
4. David Carr, 1997-01	587
5. Tom Brandstater, 2005-08	584
6. Billy Volek, 1996-99	578
7. Mark Barsotti, 1988-91	559
8. Trent Dilfer, 1991-93	511
9. Ryan Colburn, 2007-10	412
10. Danny Robinson, 1965-67	361

PASSING COMPLETIONS (SEASON)

1. Derek Carr, 2013	453*
2. Derek Carr, 2012	344
David Carr, 2001	344
4. Derek Carr, 2011	279
5. Paul Pinegar, 2005	265
6. Trent Dilfer, 1993	254
7. Brian Burrell, 2014	252
8. Billy Volek, 1999	249

9. Paul Pinegar, 2002	230
10. Kevin Sweeney, 1984	227

PASSING COMPLETIONS (GAME)

1. Derek Carr	52*	Rutgers, 2013
2. Derek Carr	42	San Diego State, 2012
3. Dave Telford	40	Utah State, 1987
4. Derek Carr	39	Nevada, 2013
Derek Carr	39	Boise State, 2013
Derek Carr	39	Louisiana Tech, 2011
Derek Carr	38	at San Jose State, 2013
8. Derek Carr	37	at Idaho, 2013
Trent Dilfer	37	vs. Colorado, 1993
Derek Carr	36	vs. Utah State, 2013
11. Derek Carr	35	at San Diego State, 2013
David Carr	35	vs. Michigan State, 2001

PASSING ATTEMPTS (CAREER)

1. Derek Carr, 2009-13	1,630
2. Paul Pinegar, 2002-05	1,405
3. Kevin Sweeney, 1983-86	1,355
4. Mark Barsotti, 1988-91	1,031
5. Tom Brandstater, 2005-08	990
6. Billy Volek, 1996-99	962
7. David Carr, 1997-01	934
8. Trent Dilfer, 1991-93	865
9. Danny Robinson, 1965-67	679
10. Ryan Colburn, 2007-10	663

PASSING ATTEMPTS (SEASON)

1. Derek Carr, 2013	659*
2. David Carr, 2001	533
3. Derek Carr, 2012	511
4. Derek Carr, 2011	446
5. Brian Burrell, 2014	432
6. Kevin Sweeney, 1984	421
7. Paul Pinegar, 2005	416
8. Paul Pinegar, 2002	403
9. Trent Dilfer, 1993	396
10. Billy Volek, 1999	383

PASSING ATTEMPTS (GAME)

1. Derek Carr	73*	Rutgers, 2013
2. Dave Telford	70	Utah State, 1987
3. Trent Dilfer	63	vs. Colorado, 1993
4. Derek Carr	60	Boise State, 2013
5. Brian Burrell	59	No. 21 Nebraska, 2014
6. Derek Carr	57	at San Diego State, 2012
7. David Carr	56	vs. Michigan St., 2001
8. Derek Carr	55	Nevada, 2013
Derek Carr	55	San Diego State, 2012
10. Derek Carr	54	vs. USC, 2013
Derek Carr	54	vs. SMU, 2012
Paul Pinegar	54	Louisiana Tech, 2005
Trent Dilfer	54	at Colorado St., 1993
14. Derek Carr	53	vs. Utah State, 2013
Paul Pinegar	53	at Boise State, 2002
16. Kevin Sweeney	51	Montana State, 1984
17. Derek Carr	50	at San Jose State, 2013
Jeff Tedford	50	Bowling Green, 1982

PASS COMPLETION

PERCENTAGE (CAREER)

Minimum 300 Completions

1. Derek Carr, 2009-13	.666	1086-of-1630
2. David Carr, 1997-01	.628	587-of-934
3. Ryan Colburn, 2007-10	.621	412-of-663
4. Paul Pinegar, 2002-05	.604	848-of-1405
5. Billy Volek, 1996-99	.601	578-of-962
6. Trent Dilfer, 1991-93	.591	511-of-865
7. Tom Brandstater, 2005-08	.590	584-of-990
8. Dave Telford, 1987-88	.565	234-of-414
9. Richie Donati, 1993-96	.562	316-of-598
10. Kevin Sweeney, 1983-86	.546	740-of-1355

PASS COMPLETION

PERCENTAGE (SEASON)

Minimum 75 Attempts

1. Derek Carr, 2013	.687	453-of-659
2. Derek Carr, 2012	.673	344-of-511
3. Billy Volek, 1999	.650	249-of-383
4. David Carr, 2001	.645	344-of-533
5. Mark Barsotti, 1992	.644	123-of-191
6. Trent Dilfer, 1993	.641	254-of-396
7. Paul Pinegar, 2005	.637	265-of-416
8. Ryan Colburn, 2010	.631	227-of-360
9. Tom Brandstater, 2007	.626	211-of-337
10. Derek Carr, 2011	.626	279-of-446

Top 50 Single-Game Passing Bests

Player	Opponent, Year	Att.	Cmp	INT	Pct.	Yards	TD
1. Derek Carr	San Diego State, 2012	55	42	2	.764	536	5
Dave Telford	at Pacific, 1987	47	32	1	.681	536	3
3. David Carr	vs. Michigan State, 2001	56	35	2	.625	531	4
4. Trent Dilfer	vs. Colorado, 1993	63	37	1	.587	523	2
5. Derek Carr	New Mexico, 2013	27	37	0	.730	522	7
6. Derek Carr	at San Jose State, 2013	38	50	1	.760	519	6
7. Derek Carr	Nevada, 2013	39	55	0	.709	487	3
8. Kevin Sweeney	Montana State, 1984	51	32	1	.686	476	2
9. Trent Dilfer	at Baylor, 1993	38	31	0	.816	473	3
10. Derek Carr	Boise State, 2013	39	60	0	.650	460	4
11. Derek Carr	Rutgers, 2013	52	73	1	.712	456	5
Trent Dilfer	at BYU, 1993	34	21	0	.618	456	4
13. Derek Carr	Air Force, 2012	32	28	0	.875	452	4
14. David Carr	Utah State, 2001	27	21	0	.778	432	6
15. Derek Carr	at Idaho, 2013	37	48	1	.771	419	5
16. Paul Pinegar	at Oregon, 2005	43	33	1	.767	418	3
17. Derek Carr	at New Mexico, 2012	44	31	1	.705	416	4
18. Trent Dilfer	at Colorado State, 1993	54	31	0	.574	415	3
19. Derek Carr	UNLV, 2013	33	48	0	.688	412	4
Jim Arellanes	UTEP, 1995	31	22	0	.710	412	5
21. Paul Pinegar	at Nevada, 2005	45	30	1	.667	405	4
22. Derek Carr	vs. Utah State, 2013	36	53	2	.679	404	3
23. David Carr	at Hawai'i, 2001	45	28	1	.622	400	4
Dave Telford	at Utah State, 1987	70	40	3	.571	400	1
25. Derek Carr	at New Mexico St., 2011	34	22	0	.647	391	3
David Carr	vs. Air Force, 2000	33	22	1	.667	391	5
27. David Carr	at Colorado State, 2001	37	28	0	.757	389	2
28. Jeff Tedford	Montana State, 1982	25	16	1	.640	373	3
Jeff Tedford	Bowling Green, 1982	50	31	4	.620	373	3
30. Kevin Sweeney	Utah State, 1984	30	18	0	.600	372	2
31. Derek Carr	at Idaho, 2011	37	24	2	.649	371	5
Paul Pinegar	at Boise State, 2002	53	27	2	.509	371	3
33. Paul Pinegar	San Jose State, 2005	35	22	0	.629	368	1
David Carr	at Nevada, 2001	34	23	1	.676	368	4
Kevin Sweeney	New Mexico St., 1984	42	25	0	.595	368	4
36. Jeff Tedford	UNLV, 1981	30	16	3	.533	365	2
37. Derek Carr	vs. SMU, 2012	54	33	2	.611	362	1
Ryan Colburn	at Nevada	35	24	1	.686	362	2
39. Derek Carr	at Wyoming	33	46	0	.717	360	4
Richie Donati	at San Diego State, 1995	38	21	2	.553	360	2
41. Paul Pinegar	Louisiana Tech, 2005	54	33	2	.611	358	3
42. Richie Donati	Colorado State, 1994	49	21	0	.429	356	2
Jim Arellanes	San Jose State, 1996	29	21	0	.724	356	3
44. Billy Volek	at Texas Tech, 1998	32	19	0	.593	349	0
45. Jim Arellanes	at San Diego State, 1996	34	23	3	.676	348	1
46. Sergio Toscano	at Long Beach State, 1979	45	25	2	.556	346	0
Kevin Sweeney	at Pacific, 1985	35	28	1	.800	346	1
48. David Carr	Boise State, 2001	49	30	1	.612	345	3
49. David Carr	Rice, 2001	33	21	0	.636	343	5
50. Jeff Tedford	Southern Illinois, 1981	38	19	2	.500	342	1
Marcus McMaryion	Houston, 2017	48	3.3	1	.698	342	0

INDIVIDUAL PASSING RECORDS

PASS COMPLETION

PERCENTAGE (GAME)

Minimum 10 Attempts, no more than 20 Attempts

1. Ryan Colburn 1.000 14-of-14 at Idaho, 2009
2. Mark Barsotti .833 15-of-18 at New Mexico, 1988

PASS COMPLETION PERCENTAGE (GAME)

Minimum 20 Attempts

1. Derek Carr .875 28-of-32 Air Force, 2012
2. Kevin Sweeney .841 22-of-27 Wichita State, 1985
3. Trent Dilfer .816 31-of-38 at Baylor, 1993
4. Derek Carr .800 20-of-25 Weber State, 2012
- Kevin Sweeney .800 28-of-35 at Pacific, 1985
6. Derek Carr .796 39-of-49 Louisiana Tech, 2011

MOST TOUCHDOWN PASSES (CAREER)

1. Derek Carr, 2009-13 113
1. Paul Pinegar, 2002-05 84
2. David Carr, 1997-01 70
3. Kevin Sweeney, 1983-86 69
5. Billy Volek, 1996-99 57
6. Trent Dilfer, 1991-93 53
7. Mark Barsotti, 1988-91 50
8. Tom Brandstater, 2005-08 47
9. Jeff Tedford, 1981-82 35
10. Danny Robinson, 1965-67 30

MOST TOUCHDOWN PASSES (SEASON)

1. Derek Carr, 2013 50*!
2. David Carr, 2001 46!
3. Derek Carr, 2012 37
4. Paul Pinegar, 2005 30
- Billy Volek, 1999 30
- Trent Dilfer, 1993 30
7. Derek Carr, 2011 26
8. Jeff Tedford, 1982 24
9. Paul Pinegar, 2004 23
- David Carr, 2000 23
11. Brian Burrell, 2014 22
12. Trent Dilfer, 1992 21
- Jackie Fellows, 1942 21
14. Paul Pinegar, 2002 20
- Kevin Sweeney, 1984 20

MOST TOUCHDOWN PASSES (GAME)

1. Derek Carr 7* New Mexico, 2013
2. Zack Greenlee 6 at Hawai'i, 2015
- Derek Carr 6 at San Jose State, 2013
- David Carr 6 Utah State, 2001
- Bill Yancy 6 Long Beach State, 1978
6. Derek Carr 5 at Idaho, 2013
- Derek Carr 5 Rutgers, 2013
- Derek Carr 5 San Diego State, 2012
- Derek Carr 5 Colorado, 2012
- Derek Carr 5 at Idaho, 2011
- David Carr 5 Rice, 2001
- David Carr 5 Air Force, 2000*
- Billy Volek 5 San Jose State, 1999
- Jim Arellanes 5 UTEP, 1995
- Jeff Tedford 5 Pacific, 1982
16. 10 Players 4 20 different times

MOST GAMES WITH 4 OR MORE TD PASSES (Career)

1. Derek Carr, 2009-13 14
2. David Carr, 1997-01 7
3. Paul Pinegar, 2002-05 2

MOST GAMES WITH 5 OR MORE

TD PASSES (CAREER)

1. Derek Carr, 2009-13 8
2. David Carr, 1997-01 3
3. Billy Volek, 1996-99 1
- Jim Arellanes, 1995-96 1
- Jeff Tedford, 1981-82 1
- Bill Yancy, 1978 1

MOST 300-YARD PASSING GAMES (CAREER)

1. Derek Carr, 2009-13 20
2. David Carr, 1997-01 13
- Paul Pinegar, 2002-05 10
4. Kevin Sweeney, 1983-86 9
5. Jim Arellanes, 1995-96 5
- Trent Dilfer, 1991-93 5
- Mark Barsotti, 1988-91 5
- Richie Donati, 1993-96 4
- Jeff Tedford, 1981-82 4

MOST 300-YARD PASSING GAMES (SEASON)

1. David Carr, 2001 11
2. Derek Carr, 2013 10
3. Derek Carr, 2012 6
- Paul Pinegar, 2005 6
5. Trent Dilfer, 1993 5
6. Derek Carr, 2011 4
7. Paul Pinegar, 2002 3
- Jim Arellanes, 1996 3
- Richie Donati, 1994 3
- Mark Barsotti, 1990 3
- Kevin Sweeney, 1986 3
- Kevin Sweeney, 1984 3

MOST 400-YARD PASSING GAMES (CAREER)

1. Derek Carr, 2009-13 11
2. Trent Dilfer, 1991-93 4
3. David Carr, 1997-01 3
4. Paul Pinegar, 2002-05 2
- Dave Telford, 1987-88 2
6. Jim Arellanes, 1995-96 1
- Kevin Sweeney, 1983-86 1

MOST 400-YARD PASSING GAMES (SEASON)

1. Derek Carr, 2013 8
2. Trent Dilfer, 1993 4
3. Derek Carr, 2012 3
- David Carr, 2001 3

MOST 500-YARD PASSING GAMES (CAREER)

1. Derek Carr, 2009-13 3
2. David Carr, 1997-01 1
- Trent Dilfer, 1991-93 1
- Dave Telford, 1987-88 1

MOST INTERCEPTIONS (CAREER)

1. Paul Pinegar, 2002-05 49
- Kevin Sweeney, 1983-86 49

MOST INTERCEPTIONS

(SEASON)

1. Jeff Tedford, 1982 22
- Neftali Cortez, 1975 22

MOST INTERCEPTIONS (GAME)

1. Ron Hudson 6 Humboldt State, 1968

LOWEST INTERCEPTION PERCENTAGE (CAREER)

Minimum 150 Attempts

- | Name, Year | INT % | Int-Att |
|-------------------------|-------|---------|
| 1. Billy Volek, 1996-99 | 1.25* | 12-962 |
| 2. Derek Carr, 2009-13 | 1.47 | 24-1630 |

LOWEST INTERCEPTION PERCENTAGE (SEASON)

Minimum 100 Attempts

- | Name, Year | INT % | Int-Att |
|---------------------------|-------|---------|
| 1. Billy Volek, 1999 | 0.78 | 3-383 |
| 2. Billy Volek, 1998 | 1.15 | 3-261 |
| 3. Derek Carr, 2013 | 1.21 | 8-659 |
| 4. Trent Dilfer, 1993 | 1.26 | 5-396 |
| 5. Derek Carr, 2012 | 1.37 | 7-511 |
| 6. Marcus McMaryion, 2017 | 1.42 | 5-351 |
| 7. Tom Brandstater, 2007 | 1.48 | 5-337 |
| 8. David Carr, 2001 | 1.69 | 9-533 |
| 9. Derek Carr, 2011 | 2.01 | 9-446 |

CONSECUTIVE PASSES WITHOUT INTERCEPTION

1. Trent Dilfer, 1992-93 318
2. Derek Carr, 2013 306
3. Billy Volek, 1999 206
4. Derek Carr, 2013 180
5. Derek Carr, 2012 160
6. Marcus McMaryion, 2017 149
7. Billy Volek, 1999 111

HIGHEST PASSING EFFICIENCY RATING (SEASON)

1. Trent Dilfer, 1993 167.2
- Derek Carr, 2013 156.1

* Mountain West Record

! Led NCAA

* NCAA record

3,000-YARD PASSING SEASONS (8)

Kevin Sweeney, 1984

	C-A-I	Yards	TDs
S 1 at Arizona.....	13-28-0	204	2
S 8 at Boise State.....	19-31-1	270	2
S 15 Cal Poly.....	13-29-2	231	2
S 22 Long Beach State.....	12-26-1	155	1
S 29 New Mexico State.....	25-42-0	368	4
O 6 at Hawai'i.....	20-41-4	258	1
O 20 Utah State.....	18-30-0	372	2
O 27 at San Jose State.....	12-23-0	238	2
N 3 at CS Fullerton.....	22-37-2	239	1
N 10 Pacific.....	22-41-1	229	0
N 17 Montana State.....	32-51-1	476	2
N 24 at UNLV.....	19-42-1	219	1
Totals (12 games).....	227-421-13	3,259	20

Trent Dilfer, 1992

	C-A-I	Yards	TDs
S 5 at Pacific.....	10-18-0	167	1
S 12 at Oregon State.....	14-36-2	250	1
S 19 Colorado State.....	16-26-1	251	3
S 26 Washington State.....	15-31-3	246	1
O 3 Louisiana Tech.....	13-20-1	172	5
O 10 at BYU.....	17-38-2	288	1
O 17 at Hawai'i.....	15-29-1	250	1
O 24 New Mexico.....	15-28-0	188	1
O 31 Wyoming.....	19-30-0	282	2
N 7 Utah.....	13-25-1	223	0
N 21 at San Diego State.....	15-29-1	268	2
N 28 at UTEP.....	13-22-2	251	3
D 29 vs. USC*.....	13-28-0	164	0
Totals (13 games).....	188-360-14	3,000	21

Trent Dilfer, 1993

	C-A-I	Yards	TDs
S 4 at Baylor.....	31-38-0	473	3
S 11 Oregon State.....	16-25-4	152	1
S 18 at New Mexico.....	19-26-0	244	3
S 25 Utah State.....	14-23-0	295	3
O 9 at Colorado State.....	31-54-0	415	3
O 16 Air Force.....	12-20-0	165	0
O 23 at BYU.....	21-34-0	456	4
O 30 at Wyoming.....	21-34-0	309	2
N 6 UTEP.....	17-24-0	227	2
N 13 Hawai'i.....	14-22-0	268	4
N 20 San Diego State.....	21-33-0	272	3
D 25 vs. No. 17 Colorado*.....	37-63-1	523	2
Totals (12 games).....	254-396-5	3,799	30

David Carr, 2001

	C-A-I	Yards	TDs
A 26 at Colorado.....	21-36-0	198	1
S 2 No. 10 Oregon State.....	21-34-0	340	4
S 8 at No. 23 Wisconsin.....	22-38-1	240	2
S 22 at Tulsa.....	22-29-1	314	3
S 29 Louisiana Tech.....	26-42-0	319	2
O 13 at Colorado State.....	28-37-0	389	2
O 19 Boise State.....	30-49-1	345	3
O 26 at Hawai'i.....	28-45-1	400	4
N 3 Rice.....	20-32-0	334	5
N 10 at SMU.....	25-37-2	292	4
N 17 at Nevada.....	23-34-1	368	4
N 23 at San Jose State.....	21-36-0	328	2
D 1 Utah State.....	21-27-0	432	6
D 31 vs. Michigan State*.....	35-56-2	531	4
Totals (14 games).....	344-533-9	4,839	46

Paul Pinegar, 2005

	C-A-I	Yards	TDs
S 10 Weber State.....	14-18-0	189	2
S 17 at Oregon.....	33-43-1	418	3
S 27 Toledo.....	9-16-0	69	2
O 8 at New Mexico State.....	10-19-0	112	2
O 15 Utah State.....	10-17-1	138	2
O 22 at Idaho.....	21-33-0	228	1
O 29 at Hawai'i.....	15-25-2	213	1
N 5 San Jose State.....	22-35-0	368	3
N 10 Boise State.....	22-36-1	307	2
N 19 at No. 1 USC.....	27-45-4	317	4
N 26 at Nevada.....	30-45-1	405	4
D 2 Louisiana Tech.....	33-54-3	358	3
D 31 vs. Tulsa*.....	19-30-2	213	1
Totals (13 games).....	265-416-15	3,335	30

Derek Carr, 2011

	C-A-I	Yards	TDs
S 3 vs. California.....	21-33-1	150	1
S 10 at No. 10 Nebraska.....	20-41-0	254	1
S 17 North Dakota.....	11-17-0	235	2
S 24 at Idaho.....	24-37-2	371	5
O 1 Ole Miss.....	25-37-1	281	1
O 7 No. 5 Boise State.....	17-30-1	126	0
O 15 Utah State.....	23-39-0	248	2
O 22 at Nevada.....	20-37-0	315	3
N 5 Louisiana Tech.....	39-49-2	290	3
N 12 at New Mexico State.....	22-34-0	391	3
N 19 at Hawai'i.....	19-29-0	271	2
N 26 San Jose State.....	19-28-1	276	1
D 3 at San Diego State.....	19-35-1	336	2
Totals (13 games).....	279-446-9	3,544	26

Derek Carr, 2012

	C-A-I	Yards	TDs
S 1 Weber State.....	20-25-0	298	2
S 8 at No. 4 Oregon.....	29-47-0	234	1
S 15 Colorado.....	17-22-1	300	5
S 22 at Tulsa.....	26-44-0	231	1
S 29 San Diego State.....	42-55-2	536	5
O 6 at Colorado State.....	25-39-0	217	4
O 13 at No. 22 Boise State.....	29-43-1	266	1
O 20 Wyoming.....	32-48-0	268	3
O 27 at New Mexico.....	31-44-1	416	4
N 3 Hawai'i.....	15-23-0	304	4
N 10 at Nevada.....	17-35-0	220	2
N 24 Air Force.....	28-32-0	452	4
D 24 vs. SMU*.....	33-54-2	362	1
Totals (13 games).....	344-511-7	4,104	37

Derek Carr, 2013

	C-A-I	Yards	TDs
A 29 Rutgers.....	52-73-1	456	5
S 7 Cal Poly.....	22-31-0	205	3
S 20 Boise State.....	39-60-0	460	4
S 28 at Hawai'i.....	33-47-2	324	2
O 5 at Idaho.....	37-48-1	419	5
O 19 UNLV.....	33-48-0	412	4
O 26 at San Diego State.....	35-57-0	298	2
N 2 Nevada.....	39-55-0	487	3
N 9 at Wyoming.....	33-46-0	360	4
N 23 New Mexico.....	27-37-0	522	7
N 29 at San Jose State.....	38-50-1	519	6
D 7 vs. Utah State^.....	36-53-2	404	3
D 21 vs. USC*.....	29-54-1	216	2
Totals (13 games).....	453-659-8	5,082	50

* Bowl Game

^ Mountain West Championship Game



Derek Carr



Trent Dilfer



Paul Pinegar

RECEIVING RECORDS

Pass Receptions (Career)

1.	Davante Adams, 2012-13	233
2.	Josh Harper, 2011-14	228
3.	Rodney Wright, 1998-01	222
4.	Isaiah Burse, 2010-13	209
5.	Bernard Berrian, 1999-03	199
6.	Brian Roberson, 1993-96	188
7.	Charlie Jones, 1992-95	187
8.	KeeSean Johnson, 2015-pres.	180
8.	Charles Smith, 1998-01	171
9.	Larry Willis, 1983-84	142

Pass Receptions (Season)

1.	Davante Adams, 2013	131*!
2.	Rodney Wright, 2001	104
3.	Davante Adams, 2012	102^
4.	Isaiah Burse, 2013	99
5.	Josh Harper, 2014	90
6.	Bernard Berrian, 2001	85
7.	Josh Harper, 2013	79
8.	Larry Willis, 1984	79
9.	Brian Roberson, 1996	78
10.	KeeSean Johnson, 2017	77

Pass Receptions (Game)

1.	Isaiah Burse	17	vs. Utah State, 2013
	Josh Harper	17	Nevada, 2013
3	Davante Adams	16	at Idaho, 2013
	Ron Jenkins	16	at Pacific, 1987
	Larry Willis	16	Montana State, 1984
6.	Stephone Paige	15	Bowling Green, 1982
	Lloyd Madden	15	at Pacific, 1967
8.	Davante Adams	14	Rutgers, 2013
	Josh Harper	14	Rutgers, 2013
	Rodney Wright	14	Boise State, 2001
11.	Davante Adams	13	at San Jose State, 2013
	Isaiah Burse	13	Rutgers, 2013
	Davante Adams	13	vs. SMU, 2012
	Devon Wylie	13	Louisiana Tech, 2011
	Bernard Berrian	13	Boise State, 2003
	Rodney Wright	13	vs. Michigan State, 2001
	Rodney Wright	13	California, 2000
	Larry Willis	13	New Mexico St., 1984
19.	Josh Harper	12	at UNLV, 2014
	Davante Adams	12	at San Diego State, 2013
	Davante Adams	12	Boise State, 2013
	Davante Adams	12	at No. 4 Oregon, 2012
23.	Davante Adams	11	at Wyoming, 2013
	Davante Adams	11	Wyoming, 2012
	Brian Roberson	11	at San Diego St., 1994
26.	KeeSean Johnson	10	Air Force, 2016
	Jamire Jordan	10	at Utah State, 2016
	Josh Harper	10	at Boise State~, 2014
	Isaiah Burse	10	at San Jose State, 2013
	Josh Harper	10	New Mexico, 2013
	Isaiah Burse	10	at San Diego State, 2013
	Isaiah Burse	10	Boise State, 2013
	Rashad Evans	10	San Diego State, 2012
	Matt Rivera	10	Louisiana Tech, 2005
	Brian Roberson	10	at Utah, 1996
	Charlie Jones	10	at Hawai'i, 1995
	Larry Willis	10	at Pacific, 1983
	Ted Torosian	10	at San Jose State, 1980

Career Games with 10 or More Receptions

1.	Davante Adams,	2012-13	9
2.	Josh Harper,	2011-14	5
3.	Isaiah Burse,	2010-13	5
4.	Rodney Wright,	1998-01	3
	Larry Willis,	1983-84	3
6.	Brian Roberson,	1993-96	2
7.	Ten Players		1

Pass Receptions (In One Half)

1.	Davante Adams	13	at Idaho, 2013
2.	Isaiah Burse	10	vs. Utah State, 2013
3.	Josh Harper	9	Nevada, 2013
	Davante Adams	9	vs. SMU, 2012
	Ron Jenkins	9	Pacific, 1987
	Stephone Paige	9	Bowling Green, 1982

Receiving Yardage (Career)

1.	Charlie Jones, 1992-95	3,344
2.	Rodney Wright, 1998-01	3,274
3.	Davante Adams, 2012-13	3,030
4.	Brian Roberson, 1993-96	2,956
5.	Henry Ellard, 1979-82	2,947
6.	Josh Harper, 2011-14	2,938
7.	Bernard Berrian, 1999-03	2,849
8.	Isaiah Burse, 2010-13	2,503
9.	Charles Smith, 1998-01	2,368
10.	Larry Willis, 1983-84	2,260
11.	KeeSean Johnson, 2015-pres.	2,123
12.	Seyi Ajirotutu, 2007-09	1,963
13.	Marque Davis, 1999-03	1,876
14.	Malcolm Seabron, 1990-93	1,874

Yards Per Reception (Career)*Minimum 50 Receptions*

1.	Stephen Baker, 1985-86	26.3
	Jalen Saunders, 2010-11	19.1

Yards Per Reception (Career)

1.	Henry Ellard, 1982	24.4
2.	Jalen Saunders, 2011	21.3
3.	Stephone Paige, 1981-82	20.4

Receiving Yardage (Season)

1.	Davante Adams, 2013	1,718
2.	Rodney Wright, 2001	1,630
3.	Henry Ellard, 1982	1,510
4.	Bernard Berrian, 2001	1,364
5.	Davante Adams, 2012	1,312^
6.	Larry Willis, 1984	1,251
7.	Brian Roberson, 1996	1,248
8.	Charlie Jones, 1995	1,171
9.	Josh Harper, 2014	1,097
10.	Jalen Saunders, 2011	1,065

Yards Per Reception (Game)*Minimum 5 Receptions*

1.	Aaron Peck	38.8	UNLV, 2016
2.	Charlie Jones	33.6	Wyoming, 1994
3.	Henry Ellard	32.0	at Nevada, 1982
4.	Henry Ellard	31.7	Montana State, 1982
5.	Jalen Saunders	28.4	at Idaho, 2011
6.	Charlie Jones	28.0	UTEP, 1995
7.	Davante Adams	27.6	UNLV, 2013
8.	Davante Adams	27.3	New Mexico, 2013

Receiving Touchdowns (Career)

1.	Davante Adams, 2012-13	38*
2.	Josh Harper, 2011-14	29
3.	Bernard Berrian, 1999-03	25
	Charlie Jones, 1992-95	25
	Henry Ellard, 1979-82	25
6.	Rodney Wright, 1998-01	23
7.	Charles Smith, 1998-01	19
8.	Malcolm Seabron, 1990-93	18
9.	Joe Fernandez, 2002-06	16
	KeeSean Johnson, 2015-pres.	16
11.	Isaiah Burse, 2010-13	15
	Jalen Saunders, 2010-11	15
	Brian Roberson, 1993-96	15
	John Sexton, 1968-70	15

Receiving Touchdowns (Season)

1.	Davante Adams, 2013	24*!
2.	Henry Ellard, 1982	15
3.	Davante Adams, 2012	14^
4.	Josh Harper, 2013	13
	Bernard Berrian, 2001	13
6.	Jalen Saunders, 2011	12
	Malcolm Seabron, 1983	12
8.	Rodney Wright, 2001	11
	Gary Boreham, 1970	11
10.	Charlie Jones, 1995	9
	John Sexton, 1970	9
	Chuck Toy, 1950	9

Receiving Touchdowns (Game)

1.	Davante Adams	4	New Mexico, 2013
	Davante Adams	4	UNLV, 2013
	Charlie Jones	4	UTEP, 1995
	Jim Molich	4	Occidental, 1942
5.	KeeSean Johnson	3	Air Force, 2016
	KeeSean Johnson	3	Nevada, 2017
	Davante Adams	3	at San Jose State, 2013
	Josh Harper	3	New Mexico, 2013
	Davante Adams	3	at Idaho, 2013
	Rashad Evans	3	San Diego State, 2012
	Bernard Berrian	3	Utah State, 2001
	Larry Willis	3	New Mexico State, 1984
	Henry Ellard	3	Long Beach State, 1982
	Stephone Paige	3	Pacific, 1982
	Lloyd Madden	3	at Pacific, 1967
	Bear Pascoe	3	at Texas A&M, 2007

LONGEST PASS COMPLETIONS

Yards	Quarterback	Receiver	Opponent	TD
98	Paul Pinegar	Paul Williams	Boise State, 2005	Yes
97	Derek Carr	Isaiah Burse	Colorado, 2012	Yes
95	Kevin Sweeney	Stephen Baker	Oregon State, 1985	Yes
92	Ryan Colburn	Marlon Moore	UC Davis, 2009	Yes
92	Michael Ross	Malcolm Seabron	Utah, 1992	Yes
91	Mark Barsotti	Stephen Shelley	Ball State, 1989	Yes
90	Dave Telford	Anthony Williams	Pacific, 1987	Yes
89	Derek Carr	Davante Adams	at New Mexico, 2012	Yes
88	Derek Carr	Jalen Saunders	at San Diego State, 2011	Yes
88	Jeff Tedford	Tony Woodruff	Southern Illinois, 1981	Yes
86	Derek Carr	Jalen Saunders	North Dakota, 2011	Yes
85	Chason Virgil	Jamire Jordan	at Toledo, 2016	Yes
83	Billy Volek	Rodney Wright	at SMU, 1999	Yes
82	Zack Greenlee	Jamire Jordan	No. 21 Utah, 2015	Yes
81	Zack Greenlee	Da'Mari Scott	Southern Utah, 2014	Yes
81	Bill Hume	Larry Emerzian	Pacific, 1953	N/A
81	Marcus McMaryion	KeeSean Johnson	Boise State, 2017	Yes
80	Kevin Sweeney	Stephen Baker	Montana State, 1986	Yes
80	Chason Virgil	Aaron Peck	UNLV, 2016	Yes
79	David Carr	Rodney Wright	vs. Michigan State, 2001	Yes
78	Ryan Colburn	Jalen Saunders	at Ole Miss, 2010	Yes
78	Mark Barsotti	Lorenzo Neal	Utah, 1990	No
77	Tom Brandstater	Seyi Ajirotutu	at Rutgers, 2008	No
77	Paul Pinegar	Jermaine Jamison	at Rice, 2002	Yes
75	Derek Carr	Davante Adams	UNLV, 2013	Yes
75	Sean Norton	Marlon Moore	Hawai'i, 2006	Yes
75	Tom Brandstater	Bear Pascoe	Hawai'i, 2006	Yes

Note: this is not a complete list

Consecutive Games with a Touchdown

1. Davante Adams, 2012-13	11
2. Davante Adams, 2013	9
3. Henry Ellard, 1982	8
4. Jalen Saunders, 2011	7
5. Bernard Berrian, 2001	5
6. Rodney Wright, 2001	4

Receiving Touchdowns by a TE (Season)

1. Marty Thompson, 1991	8
2. Chad Olsen, 2014	4
Marcel Jensen, 2012	4
Bear Pascoe, 2007	4
Bear Pascoe, 2008	4
Alec Greco, 2000	4
Vince Branstetter, 1999	4
Billy Jack Pierce, 1999	4

Consecutive Games with a Catch

1. KeeSean Johnson, 2015-pres.	36#
2. Henry Ellard, 1979-82	34
3. Jamire Jordan, 2015-17	26
Davante Adams, 2012-13	26
Jalen Saunders, 2010-11	26

- active streak entering 2018

100-Yard Receiving Games (Career)

1. Davante Adams, 2012-13	13
2. Bernard Berrian, 1999-03	12
Charlie Jones, 1992-95	12
4. Brian Roberson, 1993-96	11
Larry Willis, 1983-84	11
Henry Ellard, 1979-82	11
7. Rodney Wright, 1998-01	10
8. Josh Harper, 2011-14	8
9. Isaiah Burse, 2010-13	7
10. Stephen Baker, 1985-86	6
11. KeeSean Johnson, 2015-pres.	5
Jalen Saunders, 2010-11	5
Marque Davis, 1999-03	5
Charles Smith, 1998-01	5

Consecutive 100-Yard Receiving Games

1. Davante Adams, 2012-13	4
Rodney Wright, 2001	4
Henry Ellard, 1987	4
4. Josh Harper, 2013	3
Davante Adams, 2012	3

100-Yard Receiving Games (Season)

1. Henry Ellard, 1982	9
2. Davante Adams, 2013	7
Larry Willis, 1983	7
3. Davante Adams, 2012	6
Bernard Berrian, 2001	6
Rodney Wright, 2001	6
6. Jalen Saunders, 2011	5
Bernard Berrian, 2000	5
8. KeeSean Johnson, 2017	4
Isaiah Burse, 2013	4
Josh Harper, 2013	4
Charlie Jones, 1995	4
Charlie Jones, 1993	4
Ron Jenkins, 1987	4
Larry Willis, 1984	4

Most TD Passes Caught of 50+ Yards**(Career)**

1. Henry Ellard, 1979-82	8
Jalen Saunders, 2010-11	8
3. Davante Adams, 2012-13	6

Most TD Passes Caught of 50+ Yards**(Season)**

1. Henry Ellard, 1982	8\$
2. Jalen Saunders, 2011	6
3. Davante Adams, 2013	3
Davante Adams, 2012	3

Pass Receptions by a Running Back (Career)

	Rec	Yds	TD
1. Jamie Kimbrough, 1995-98	116	1,092	6
2. Robbie Rouse, 2009-12	110	794	4
3. Josh Quezada, 2013-14	84	513	2
4. Ted Torosian, 1978-81	84	779	4
5. Marteze Waller, 2012-15	72	455	2
6. Anthony Daigle, 1991-93	63	809	9
7. Lorenzo Neal, 1990-92	59	500	1
Aaron Craver, 1989-90	59	427	1

Pass Receptions by a Running Back (Season)

	Rec	Yds	TD
1. Robbie Rouse, 2012	63	435	2
2. Josh Quezada, 2013	51	290	1

* - Denotes Mountain West Record

! - Denotes Led NCAA that season

\$ - Denotes NCAA Record

^ - Denotes MW Freshman Record

~ - Denotes Mountain West Championship Game



Davante Adams



Henry Ellard



KeeSean Johnson

Top 50 Single-Game Receiving Bests

	Player	Opponent, Year	Rec.	Yards	Avg.	TD		Player	Opponent, Year	Rec.	Yards	Avg.	TD
1.	Rodney Wright	vs. Michigan State, 2001	13	299	23.0	2	26.	Lloyd Madden	at Pacific, 1967	15	172	11.5	1
2.	Larry Willis	Montana State, 1984	16	282	17.6	2	27.	Bernard Berrian	at Tulsa, 2001	9	169	18.8	2
3.	Davante Adams	at San Jose State, 2013	13	264	20.3	3	28.	Davante Adams	vs. Utah State, 2013	9	168	18.7	1
4.	Josh Harper	Nevada, 2013	17	253	14.9	2	29.	Bernard Berrian	vs. Air Force, 2000	7	162	23.1	2
5.	Davante Adams	New Mexico, 2013	9	246	27.3	4	30.	Josh Harper	New Mexico, 2013	10	161	16.1	3
	Stephone Paige	Bowling Green, 1982	15	246	16.4	2		Anthony Williams	at Pacific, 1987	7	161	21.6	1
7.	Charlie Jones	Wyoming, 1994	7	235	33.6	2	32.	Josh Harper	at Wyoming, 2013	9	159	17.7	0
8.	Larry Willis	New Mexico State, 1984	13	231	17.8	3	33.	Isaiah Burse	Air Force, 2012	7	158	22.6	1
9.	Henry Ellard	at Nevada, 1982	7	230	32.0	2		Bernard Berrian	Utah State, 2001	4	158	39.5	3
10.	Charlie Jones	UTEP, 1995	8	224	28.0	4		Ron Jenkins	at Pacific, 1987	16	158	9.9	0
11.	Henry Ellard	Montana State, 1982	7	222	31.7	2	36.	Rodney Wright	UTEP, 1999	7	156	22.2	1
12.	Davante Adams	UNLV, 2013	8	221	27.6	4	37.	Jalen Saunders	North Dakota, 2011	3	154	51.3	2
	Jahine Arnold	at San Diego State, 1995	9	221	24.6	1		Larry Willis	at Pacific, 1983	10	154	15.4	2
14.	Brian Roberson	at San Diego State, 1994	11	213	19.4	0		Henry Ellard	Long Beach State, 1982	9	154	17.1	3
15.	Brian Roberson	San Jose State, 1996	9	204	22.7	2	40.	Jahine Arnold	at Hawai'i, 1995	8	152	19.0	1
16.	Davante Adams	at New Mexico, 2012	9	198	22.0	2	41.	Joe Fernandez	at Nevada, 2005	9	150	16.6	1
17.	Aaron Peck	at UNLV, 2016	5	194	38.8	2	42.	Devon Wylie	Louisiana Tech, 2011	13	149	11.5	1
18.	Josh Harper	at UNLV, 2014	12	187	15.6	1		Paul Williams	Boise State, 2005	6	149	24.8	2
19.	Davante Adams	at Idaho, 2013	16	185	11.6	3		David Dunn	vs. Colorado, 1993	9	149	16.6	0
20.	Rodney Wright	Oregon State, 2001	7	182	26.0	2		Dwight Pickens	Utah State, 1988	7	149	21.3	1
21.	Rodney Wright	Boise State, 2001	14	179	12.8	1	46.	Davante Adams	Rutgers, 2013	14	148	10.6	2
22.	Charlie Jones	BYU, 1994	7	177	25.3	1		Isaiah Burse	Boise State, 2013	10	148	14.8	0
23.	Jalen Saunders	at New Mexico State, 2011	7	174	24.9	2	48.	Enis Gilbeau	UNLV, 1979	8	147	18.4	2
	Rodney Wright	California, 2000	13	174	13.4	2	49.	Brian Roberson	BYU, 1995	8	146	18.3	2
25.	Charlie Jones	at Baylor, 1993	7	173	24.7	2	50.	Rodney Wright	Rice, 2001	8	145	18.1	2
								Rodney Wright	at Hawai'i, 2001	9	145	16.1	1

1,000-YARD RECEIVING SEASONS (14)

Henry Ellard, 1982

	Rec.	Yards	TDs
S 11 Cal Poly.....	6	142	2
S 18 at Oregon.....	7	101	0
S 25 Weber State.....	4	117	1
O 2 Utah State.....	4	121	1
O 9 Pacific.....	2	21	1
O16 at Nevada.....	7	230	2
O23 at San Jose State.....	3	75	1
O30 Long Beach State.....	9	154	3
N 6 CS Fullerton.....	6	221	2
N13 Montana State.....	7	222	2
N20 at UNLV.....	7	106	0
Totals (11 games).....	62	1,510	15

Larry Willis, 1983

	Rec.	Yards	TDs
S 10 Bowling Green.....	6	103	1
S 17 Nevada.....	7	108	1
S 24 at Pacific.....	10	154	2
O 1 at Utah State.....	8	136	0
O 8 San Jose State.....	5	105	0
O15 at Montana State.....	4	64	1
O22 CS Fullerton.....	9	116	0
O29 Cal Poly.....	5	101	1
N 5 UNLV.....	3	32	0
N12 at Long Beach State.....	0	0	0
N19 Northern Arizona.....	6	90	0
Totals (11 games).....	63	1,009	6

Larry Willis, 1984

	Rec.	Yards	TDs
S 1 at Arizona.....	3	39	0
S 8 at Boise State.....	5	75	0
S 15 Cal Poly.....	3	64	1
S 22 Long Beach State.....	2	30	0
S 29 New Mexico State.....	13	231	3
O 6 at Hawai'i.....	5	85	0
O20 Utah State.....	7	102	1
O27 at San Jose State.....	5	135	0
N 3 at CS Fullerton.....	6	38	0
N10 Pacific.....	8	81	0
N17 Montana State.....	16	282	2
N24 at UNLV.....	6	89	1
Totals (12 games).....	79	1,251	8

Charlie Jones, 1995

	Rec.	Yards	TDs
S 2 NE Louisiana.....	5	39	1
S 9 at Cal.....	6	97	0
S 16 Pacific.....	5	86	2
S 23 Utah.....	5	84	1
S 30 at UCLA.....	7	115	0
O 7 New Mexico.....	6	84	0
O14 at San Diego State.....	5	91	0
O28 Air Force.....	5	49	1
N 4 at Hawai'i.....	10	124	0
N11 UTEP.....	8	244	4
N18 at Wyoming.....	4	110	0
N25 BYU.....	5	48	0
Totals (12 games).....	71	1,171	9

Brian Roberson, 1996

	Rec.	Yards	TDs
A31 Oregon.....	6	98	0
S 7 at No. 18 Auburn.....	5	70	0
S 21 at Utah.....	10	142	1
S28 Hawai'i.....	6	103	0
O12 San Jose State.....	9	204	2
O19 at Wyoming.....	5	69	0
O26 at UNLV.....	8	95	0
N 2 Boise State.....	7	119	0
N 9 Colorado State.....	6	68	0
N16 Air Force.....	7	144	1
N23 at San Diego State.....	9	136	1
Totals (11 games).....	78	1,248	5

Rodney Wright, 1999

	Rec.	Yards	TDs
S 4 Portland State.....	6	94	1
S 11 at Oregon State.....	6	70	1
S 18 at UCLA.....	7	71	0
S 25 at Nevada.....	1	15	0
O 2 TCU.....	4	67	1
O 9 Colorado State.....	4	98	0
O14 at SMU.....	7	64	2
O23 UTEP.....	7	156	1
O30 at Tulsa.....	7	45	0
N 6 Rice.....	5	71	0
N13 at Hawai'i.....	9	58	0
N20 San Jose State.....	7	139	1
D18 vs. Utah*.....	6	55	0
Totals (13 games).....	74	1,062	7

Rodney Wright, 2001

	Rec.	Yards	TDs
A26 at Colorado.....	1	14	0
S 2 No. 10 Oregon State.....	7	182	2
S 8 at No. 23 Wisconsin.....	9	87	1
S 22 at Tulsa.....	3	44	0
S 29 Louisiana Tech.....	8	74	0
O13 at Colorado State.....	8	120	0
O19 Boise State.....	14	179	1
O26 at Hawai'i.....	9	145	1
N 3 Rice.....	8	145	2
N10 at SMU.....	7	91	1
N17 at Nevada.....	8	99	0
N23 at San Jose State.....	4	73	1
D 1 Utah State.....	5	78	0
D31 vs. Michigan State*.....	13	299	2
Totals (14 games).....	104	1,630	11

Bernard Berrian, 2001

	Rec.	Yards	TDs
A26 at Colorado.....	4	40	0
S 2 No. 10 Oregon State.....	2	55	1
S 8 at No. 23 Wisconsin.....	8	102	0
S 22 at Tulsa.....	9	169	2
S 29 Louisiana Tech.....	5	48	1
O13 at Colorado State.....	5	80	0
O19 Boise State.....	8	85	1
O26 at Hawai'i.....	9	110	0
N 3 Rice.....	3	76	1
N10 at SMU.....	4	72	1
N17 at Nevada.....	7	166	2
N23 at San Jose State.....	8	109	1
D 1 Utah State.....	4	158	3
D31 vs. Michigan State*.....	9	94	0
Totals (14 games).....	85	1,364	13

Jalen Saunders, 2011

	Rec.	Yards	TDs
S 3 vs. California.....	2	22	0
S 10 at No. 10 Nebraska.....	1	17	0
S 17 North Dakota.....	3	154	2
S 24 at Idaho.....	5	142	2
O 1 Ole Miss.....	6	127	0
O 7 No. 5 Boise State.....	1	1	0
O15 Utah State.....	4	61	1
O22 at Nevada.....	4	76	1
N 5 Louisiana Tech.....	8	69	1
N12 at New Mexico State.....	7	174	2
N19 at Hawai'i.....	3	67	1
N26 San Jose State.....	3	50	1
D 3 at San Diego State.....	3	105	1
Totals (13 games).....	50	1,065	12

Davante Adams, 2012

	Rec.	Yards	TDs
S 1 Weber State.....	7	118	2
S 8 at No. 4 Oregon.....	12	92	0
S 15 Colorado.....	4	74	1
S 22 at Tulsa.....	5	51	0
S 29 San Diego State.....	8	102	0
O 6 at Colorado State.....	4	41	1
O13 at No. 22 Boise State.....	5	52	1
O20 Wyoming.....	11	86	1
O27 at New Mexico.....	9	198	2
N 3 Hawai'i.....	6	93	1
N10 at Nevada.....	9	120	1
N24 Air Force.....	9	141	2
D24 vs. SMU*.....	13	144	1
Totals (13 games).....	102	1,312	14

Davante Adams, 2013

	Rec.	Yards	TDs
A29 Rutgers.....	14	148	2
S 7 Cal Poly.....	5	31	1
S 20 Boise State.....	12	110	1
S 28 at Hawai'i.....	5	22	0
O 5 at Idaho.....	16	185	3
O19 UNLV.....	8	221	4
O26 at San Diego State.....	12	87	2
N 2 Nevada.....	8	84	1
N 9 at Wyoming.....	11	79	1
N23 New Mexico.....	9	246	4
N29 at San Jose State.....	13	264	3
D 7 vs. Utah State^.....	9	168	1
D21 vs. USC*.....	9	73	1
Totals (13 games).....	131	1,718	24

Isaiah Burse, 2013

	Rec.	Yards	TDs
A29 Rutgers.....	13	118	0
S 7 Cal Poly.....	4	43	1
S 20 Boise State.....	10	148	0
S 28 at Hawai'i.....	2	9	0
O 5 at Idaho.....	5	68	1
O19 UNLV.....	8	73	0
O26 at San Diego State.....	10	74	0
N 2 Nevada.....	4	58	0
N 9 at Wyoming.....	5	61	1
N23 New Mexico.....	6	107	0
N29 at San Jose State.....	10	96	1
D 7 vs. Utah State^.....	17	132	1
D21 vs. USC*.....	5	39	1
Totals (13 games).....	99	1,026	6

Josh Harper, 2013

	Rec.	Yards	TDs
A29 Rutgers.....	14	94	2
S 7 Cal Poly.....	2	11	0
S 20 Boise State.....	3	36	2
S 28 at Hawai'i.....	9	123	2
O 5 at Idaho.....	5	37	1
O19 UNLV.....	5	43	0
O26 at San Diego State.....	4	67	0
N 2 Nevada.....	17	253	2
N 9 at Wyoming.....	9	159	0
N23 New Mexico.....	10	161	3
N29 at San Jose State.....	1	27	1
D 7 vs. Utah State^.....	-	DNP - Injury	
D21 vs. USC*.....	-	DNP - Injury	
Totals (11 games).....	79	1,011	13

Josh Harper, 2014

	Rec.	Yards	TDs
A30 at No. 15 USC.....	6	56	0
S 6 at Utah.....	6	83	0
S 13 No. 21 Nebraska.....	9	76	0
S 20 Southern Utah.....	3	65	1
S 26 at New Mexico.....	6	94	1
O 3 San Diego State.....	5	76	0
O10 at UNLV.....	12	187	1
O17 at Boise State.....	4	57	1
N 1 Wyoming.....	4	32	0
N 8 San Jose State.....	7	67	2
N22 at Nevada.....	6	65	1
N29 Hawai'i.....	8	83	0
D 6 at Boise State^.....	10	131	0
D24 vs. Rice*.....	4	25	0
Totals (14 games).....	90	1,097	7

KeeSean Johnson, 2017

	Rec.	Yards	TDs
S 2 Incarnate Word.....	7	120	0
S 9 at No. 1 Alabama.....	8	55	0
S 16 at No. 6 Washington.....	4	51	0
S 30 Nevada.....	7	104	3
O 7 at San Jose State.....	2	52	0
O14 New Mexico.....	5	105	1
O21 at San Diego State.....	4	47	0
O28 UNLV.....	4	21	0
N 4 BYU.....	5	47	0
N11 at Hawai'i.....	6	91	2
N18 at Wyoming.....	6	48	0
N25 No. 23 Boise State.....	6	119	2
D 2 at Boise State^.....	5	58	0
D24 vs. Houston*.....	8	95	0
Totals (14 games).....	77	1,013	8

* Bowl Game

^ Mountain West Championship Game

TOTAL OFFENSE/ALL-PURPOSE RECORDS

Total Offensive Yardage (Career)

Rushing and Passing Yardage

1. Derek Carr, 2009-13	13,032
2. Kevin Sweeney, 1983-86	10,421
3. Paul Pinegar, 2002-05	10,113
4. Mark Barsotti, 1988-91	8,849
5. David Carr, 1997-01	7,947
6. Trent Dilfer, 1991-93	7,785
7. Tom Brandstater, 2005-08	7,009
8. Billy Volek, 1996-99	6,354
9. Ryan Colburn, 2007-10	5,582
10. Jeff Tedford, 1981-82	4,814
11. Danny Robinson, 1965-67	4,587
12. Richie Donati, 1993-96	4,568
13. Beau Carter, 1961-63	3,892
14. Jim Arellanes, 1995-96	3,817
15. Neftali Cortez, 1974-75	3,727

Total Offensive Yardage (Season)

Rushing and Passing Yardage

1. Derek Carr, 2013	5,199*!
2. David Carr, 2001	4,906*
3. Derek Carr, 2012	4,105
4. Trent Dilfer, 1993	3,799
5. Derek Carr, 2011	3,616
6. Paul Pinegar, 2005	3,394
7. Kevin Sweeney, 1984	3,114
8. Trent Dilfer, 1992	3,090
9. Marcus McMaryion, 2017	3,028
10. Brian Burrell 2014	2,980

Total Offensive Attempts (Career)

Rushing and Passing Plays

1. Derek Carr, 2009-13	1,794
------------------------	-------

Total Offensive Attempts (Season)

Rushing and Passing Plays

1. Derek Carr, 2013	699*
---------------------	------

Total Offensive Attempts (Game)

Rushing and Passing Plays

1. Dave Telford	79	vs. Utah State, 1987
2. Derek Carr	77*	Rutgers, 2013

Average Per Play (Career)

Rushing and Passing Plays

1. Paul Pinegar, 2002-05	8.6
--------------------------	-----

Average Per Play (Season)

Minimum 100 plays

1. Trent Dilfer, 1993	8.5 (436-of-3,686)
-----------------------	--------------------

Average Per Play (Game)

Rushing and Passing Plays

1. Neftali Cortez	16.7	New Mexico State, 1974 (18-for-300)
-------------------	------	-------------------------------------

* Mountain West Record

! Denotes Led NCAA that season

WAC Record

All-Purpose Yardage (Career)

Player, Years	Pos.	Rush	Rec	K/O Ret	P Ret	Int Ret	Total
1. Isaiah Burse, 2010-13	WR	191	2,503	2,835	344	0	5,873
2. Bernard Berrian, 1999-03	WR	264	2,849	1,571	1,144	0	5,828
3. Robbie Rouse, 2009-12	RB	4,647	794	0	0	0	5,441
4. Rodney Wright, 1998-01	WR	245	3,274	863	57	0	4,439
5. Ron Rivers, 1991-93	RB	3,473	558	357	0	0	4,388
6. Henry Ellard, 1979-82	WR	205	2,947	974	26	0	4,152
7. Charlie Jones, 1992	WR	240	3,344	80	283	0	3,947
8. Brian Roberson, 1993-96	WR	43	2,956	263	676	0	3,938
9. Jamie Kimbrough, 1995-98	RB	2,250	1,092	575	14	0	3,931
10. Dale Messer, 1958-60	RB	1,912	992	569	297	86	3,856
11. Charles Smith, 1998-01	WR	191	2,367	654	526	0	3,738
12. Michael Pittman, 1993-97	RB	3,017	541	15	0	0	3,573
13. Marteze Waller, 2012-15	RB	3,108	455	0	0	0	3,563
14. Ryan Mathews, 2007-09	RB	3,280	268	0	0	0	3,548
15. Robbie Rouse, 2009-12	RB	3,157	359	0	0	0	3,516
16. Kelly Skipper, 1985-88	RB	2,237	616	525	6	0	3,384
17. Anthony Daigle, 1991-93	RB	2,089	809	192	0	0	3,090
18. Davante Adams, 2012-13	WR	0	3,030	0	16	0	3,046
19. Dwayne Wright, 2003-04, '06	RB	2,638	400	0	0	0	3,038

All-Purpose Yardage (Season)

Player, Year	Pos.	Rush	Rec	K/O Ret	P Ret	Int Ret	Total
1. Bernard Berrian, 2001	WR	91	1,364	765	556	0	2,776#!
2. Isaiah Burse, 2011	WR	0	436	1606	0	0	2,042
3. Jamie Kimbrough, 1998	RB	1,168	391	393	0	0	1,952
4. Ryan Mathews, 2009	RB	1,808	122	0	0	0	1,930
5. Robbie Rouse, 2012	RB	1,490	435	0	0	0	1,925
6. Bernard Berrian, 2003	WR	171	668	631	429	0	1,899
7. Gary Boreham	WR	0	941	677	429	0	1,899
8. Dale Messer, 1960	RB	811	655	246	75	28	1,815
9. Rodney Wright, 2001	WR	114	1,630	0	47	0	1,791
10. Robbie Rouse, 2011	RB	1,549	228	0	0	0	1,777
11. Rodney Davis, 2002	RB	1,586	162	0	0	0	1,748
12. Davante Adams, 2013	WR	0	1,718	0	16	0	1,734
13. Brian Roberson, 1996	WR	-4	1,248	125	330	0	1,699
14. David Dunn, 1994	WR	0	666	1,013	5	0	1,684
15. Dwayne Wright, 2006	RB	1,462	221	0	0	0	1,683

All-Purpose Yardage (Single, Game)

Player	Opponent	Year	Pos.	Rush	Rec	K/O Ret	P Ret	Int Ret	Total
1. Robbie Rouse	at LA Tech	2010	RB	286	25	0	0	0	311
2. Rodney Wright	vs. Michigan St.	2001	WR	0	299	0	0	0	299
3. Dwayne Wright	at LA Tech	2006	RB	295	-2	0	0	0	294
4. Larry Willis	Montana St.	1984	WR	0	282	0	0	0	282
5. Robbie Rouse	at Nevada	2012	RB	261	7	0	0	0	268
6. Davante Adams	at San Jose St.	2013	WR	0	264	0	0	0	264
7. Rodney Davis	at LA Tech	2002	RB	221	33	0	0	0	254
8. Josh Harper	Nevada	2013	WR	0	253	0	0	0	253
9. Larry Willoughby	Nevada	1952	RB	252	0	0	0	0	252
10. Isaiah Burse	at NM State	2011	WR	0	65	185	0	0	250
11. A.J. Jefferson	at Hawai'i	2007	DB	0	0	245	0	0	245
12. Wendell Mathis	at Hawai'i	2005	RB	229	13	0	0	0	242

Top 25 Single-Game Total Offense Bests

Player	Opponent, Year	Plays	Rush	Pass	Tot	TD	Avg	Player	Opponent, Year	Plays	Rush	Pass	Tot	TD	Avg
1. Derek Carr	San Diego State, 2012	61	34	536	570	5	9.3	14. David Carr	Utah State, 2001	29	-1	432	431	6	14.9
2. Derek Carr	at San Jose State, 2013	54	32	519	551	6	10.2	15. Derek Carr	New Mexico, 2012	50	14	416	430	4	8.6
3. Derek Carr	New Mexico, 2013	39	26	522	548	7	14.1	16. Derek Carr	UNLV, 2013	49	16	412	428	4	8.7
	Dave Telford	56	12	536	548	3	9.8	17. Trent Dilfer	Brigham Young, 1993	40	-31	456	425	4	10.6
5. David Carr	Michigan State, 2001	61	-29	531	502	4	8.2	18. David Carr	Colorado State, 2001	45	35	389	424	2	9.4
6. Kevin Sweeney	Montana State, 1984	62	8	476	484	2	7.8	19. Derek Carr	at Idaho, 2013	49	4	419	423	5	8.6
7. Derek Carr	Nevada, 2013	60	-5	487	482	4	8.0	20. Jim Arellanes	UTEP, 1995	32	-9	412	403	5	12.6
8. Derek Carr	Rutgers, 2013	77	24	456	480	5	6.2	21. David Carr	Hawai'i, 2001	52	-1	400	399	4	7.7
9. Trent Dilfer	Colorado, 1993	67	-49	523	474	2	7.1	22. Ryan Colburn	Mississippi, 2010	51	6	390	396	4	7.8
10. Derek Carr	Boise State, 2013	63	8	460	468	4	7.4	23. David Carr	Air Force, 2000	41	3	91	394	5	9.6
11. Trent Dilfer	Baylor, 1993	42	-10	473	463	3	11.0	24. David Carr	San Jose State, 2001	51	61	328	389	4	7.6
12. Paul Pinegar	Oregon, 2005	50	40	418	458	3	9.2	25. Derek Carr	New Mexico State, 2011	36	-3	391	388	3	10.8
13. Derek Carr	Air Force, 2012	36	-19	452	433	4	12.0	26. Paul Pinegar	Nevada, 2005	47	-18	405	387	4	8.2

INDIVIDUAL SCORING & SPECIAL TEAMS RECORDS

SCORING

Scoring Leaders (Career)

<i>Player (Yrs)</i>	<i>TD</i>	<i>PAT</i>	<i>2PT</i>	<i>FG</i>	<i>Pts</i>
Kevin Goessling (2008-11)	0	190	0	61	373
Derek Mahoney (1990-93)	0	223	0	47	364
Barry Belli (1984-87)	0	123	0	70	333
Asen Asparuhov (2000-02)	0	135	0	55	300
Anthony Daigle (1991-93)	44	0	1	0	266
Robbie Rouse (2009-12)	42	0	0	0	252
Ryan Mathews (2007-09)	41	0	0	0	246
Dean Philpott (1954-57)	35	20	0	0	230
Davante Adams (2012-13)	38	0	0	0	228
Clint Stitser (2004-07)	0	112	0	37	223
Jeff Hanna (1997-99)	0	104	0	36	212
Dale Messer (1958-60)	31	6	2	0	196

Scoring By Kickers (Season)

<i>Player, Year</i>	<i>PAT-Att</i>	<i>FG-Att</i>	<i>LK</i>	<i>Pts</i>
1. Asen Asparuhov, 2001	60-62	23-32	48	129
2. Jimmy Camacho, 2017	41-42	25-32	50	116
3. Asen Asparuhov, 2002	43-43	23-30	52	112
4. Barry Belli, 1985	53-56	18-26	55	107
5. Kevin Goessling, 2010	42-44	21-26	52	105
6. Colin McGuire, 2013	71-74	11-16	47	104
7. Kevin Goessling, 2009	55-55	15-16	51	100
8. Steve Loop, 1988	47-48	18-27	51	101
9. Derek Mahoney, 1991	66-67	11-15	44	99
10. Brett Visintainer, 2003	35-35	21-28	47	98

Touchdowns responsible for

Game: 7
 Derek Carr (7-0) vs. New Mexico, 2013
 6 - accomplished 7 times
 last by Zack Greenlee (6-0) at Hawai'i, 2015
Season: 52 !, Derek Carr, 2013 (2 rush, 50 pass)
Career: ..118, Derek Carr, 2009-13 (5 rush, 113 pass)

Touchdowns scored

Game: 5, Don Driscoll vs. CS Los Angeles, 1954
Season: 24, Davante Adams, 2013
Career: 44, Anthony Daigle, 1991-93

PATs made

Game: ..13, Derek Mahoney vs. New Mexico, 1991 \$
Season: 71, Colin McGuire, 2013
Career: 223, Derek Mahoney, 1990-93

PATs attempted

Game: ..13, Derek Mahoney vs. New Mexico, 1991 \$
Season: 74, Colin McGuire, 2013
Career: 230, Derek Mahoney, 1990-93

Consecutive PATs

Season: 62, Derek Mahoney, 1991
Career: 89, Derek Mahoney, 1991-92

Field goals attempted

Game: 6, Jimmy Camacho vs. Houston, 2017
Season: 32, Asen Asparuhov, 2001
Career: 99, Barry Belli, 1984-87

Field goals made

Game: 5, Barry Belli vs. Utah State, 1984
Season: 25, Jimmy Camacho, 2017
Career: 70, Barry Belli, 1984-87

Best field goal percentage:

Season:938 (15-16), Kevin Goessling, 2009

Consecutive field goals

Season: ..15, Kevin Goessling, 2009/Kody Kroening, 2016
Career: 18, Kevin Goessling, 2009-10

Longest field goal made:

..... 58, Kevin Goessling at Utah State, 2008

Safeties scored:

..... 2, Hal Riley vs. Nevada, 1945

Most two-point conversions:

Game: 2, several players

Most two-point attempts:

Game: 2, several players

Most kicking points

Game: 20, Steve Loop vs. New Mexico, 1988
Season:129, Asen Asparuhov (60 PAT, 23 FG), 2001
Career: 364, Derek Mahoney, 1990-93

Most points scored

Season: 144, Davante Adams, 2013
Career: 364, Derek Mahoney, 1990-93

PUNTING

Punts

Game: 13, Mike Mancini vs. Long Beach State, 1983
Season: ..84, 2x, Mike Lingua, 2003; Craig Holworthy, 1973
Career: 214, Jeff Roberts, 1995-98

Punting Average (Season)

<i>Player, Year</i>	<i>No.</i>	<i>Yds</i>	<i>Avg</i>
1. Robert Malone, 2009	43	1,941	45.1
2. Jeff Roberts, 1996	40	1,787	44.7
3. Mike Mancini, 1985	45	1,976	43.9
4. Jeff Roberts, 1997	72	3,146	43.7
5. Jason Simpson, 2001	66	2,870	43.5
6. Garrett Swanson, 2013	53	2,283	43.1
7. Robert Malone, 2008	54	2,311	42.8
8. Mike Mancini, 1984	74	3,163	42.7
9. Blake Cusick, 2017	67	2,850	42.5
10. Garrett Swanson, 2015	67	2,826	42.2

Average per punt

Game: (min. 5)
 50.6 (5 for 253), Andrew Shapiro vs. Hawai'i, 2012
 50.6 (5 for 253), Brad Seagle vs. Utah, 1990
Season: 45.1 (43 for 1,941), Robert Malone, 2009
Career: 42.5 (177 for 7,525), Mike Mancini, 1983-85

Punting yards

Season: 3,388, Craig Holworthy, 1973
Career: 9,078, Jeff Roberts, 1995-99

Longest punt:

..80 yards, Craig Holworthy vs. San Jose State, 1973

PUNT RETURNS

Game: 8, Eric Fox vs. Bowling Green, 1982;
 Larry Willis vs. Bowling Green, 1983;
 Malcolm Seabron vs. CS Fullerton, 1991
Season: 42, 2x,
 Bernard Berrian, 2003;
 Malcolm Seabron, 1991
Career: 99, Bernard Berrian, 1999-03

Punt return yards

Game: 189, Clifton Smith vs. Weber State, 2005
Season: 543, Mike Freeman, 1967
Career: 1,144, Bernard Berrian, 1999-03

Punt return for touchdowns

Game: 2, Isaiah Burse vs. Cal Poly, 2013
 2, Clifton Smith vs. Weber State, 2005
Season: 3, Phil Borjas, 1972
 3, Frenchy Bordagaray, 1930
Career: 5, Clifton Smith, 2004-08

Punt Return Average (Season)

Minimum 1.0 Per Team Game

<i>Player, Year</i>	<i>No.</i>	<i>Yds</i>	<i>TD</i>	<i>Avg</i>
1. L.C. Taylor, 1956	15	333	0	22.2
2. Phil Borjas, 1972	18	345	3	19.2
3. Brian Roberson, 1995	19	346	1	18.2
4. Dale Messer, 1959	13	222	0	17.1
5. Mike Freeman, 1967	34	543	2	16.0
6. Devon Wylie, 2011	29	446	2	15.4
7. Dwight Pickens, 1989	32	472	1	14.8
8. Bob Garner, 1956	15	219	0	14.6
9. Clifton Smith, 2007	22	317	2	14.4
10. Payton Williams, 1998	24	343	1	14.3

Best punt return average

Season: 63.0 (3) Clifton Smith, 2005
Career: 18.7, Clifton Smith, 2005-06 (25-465)

Longest punt return:

..... 100, Stanley Bordagaray vs. San Jose State, 1930

KICKOFF RETURNS

Game: 8, Isaiah Burse, 4x
 8, Da'Mari Scott at San Jose State, 2013
Season: 75, Isaiah Burse, 2011 - \$
Career: 126, Isaiah Burse, 2010-11

Kickoff yards

Game: 250, Isaiah Burse at New Mexico St., 2011
 245, A.J. Jefferson vs. Hawai'i, 2007
Season: 1,606, Isaiah Burse, 2011 - \$
Career: 2,835, Isaiah Burse, 2010-11

Touchdowns from kickoff returns

Game: 1, several players
Season: 2, A.J. Jefferson, 2007*
Career: 3, A.J. Jefferson, 2006-09

Best return average

Season: 35.8 (26 for 930), A.J. Jefferson, 2007!
Career: (min. 1 per team game played) 29.4
 (83 for 2,440), A.J. Jefferson, 2006-09
Longest return: 102, Walt Byrd vs. Northern Arizona, 1934

Kickoff Return Average (Season)

Minimum 1.0 Per Team Game

<i>Player, Year</i>	<i>No.</i>	<i>Yds</i>	<i>TD</i>	<i>Avg</i>
1. A.J. Jefferson, 2007	26	930	2	35.8
2. Jaime Kimbrough, 1998	13	393	1	30.2
3. A.J. Jefferson, 2008	31	908	1	29.3
4. Adam Jennings, 2005	20	580	0	29.0
5. David Dunn, 1994	35	1013	0	28.9
6. Kelvin Means, 1989	18	509	0	28.3
7. Steve Woods, 1977	16	447	1	27.9
8. Mike Tsoutsouvas, 1975	13	354	0	27.2
9. Brock Smith, 1987	19	512	1	26.9
10. Adam Jennings, 2004	26	658	0	25.3

* Full season includes Fresno State bowl game statistics;

\$ NCAA Record;

! NCAA Leader That Season

DEFENSIVE INDIVIDUAL RECORDS

Solo Tackles

Game:15, Steve Cordle vs. Arizona, 1981;
15, Kent Paine vs. Long Beach State, 1981
14, Karl Mickelsen vs. Boise State, 2013

Assisted Tackles

Game:13, Chuck McCutchen vs. San Jose St., 1983;
 Ben Jacobs vs. Texas A&M, 2007

Total Tackles

Game:24, Omar Stoutmire vs. Utah, 1995

Tackles (Season)

<u>Player</u>	<u>Year</u>	<u>Solo</u>	<u>Asts</u>	<u>Total</u>
1. Omar Stoutmire, 1995	1995	111	87	198
2. Ron Papazian, 1993	1993	94	64	158
3. A.J. Gass, 1996	1996	82	68	150
4. Brad Bell, 1993	1993	68	76	144
5. Ron Papazian, 1994	1994	79	60	139
6. Chris Peters, 1993	1993	80	56	136
7. Zack Rix, 1992	1992	69.5	64	133.5
8. Marcus Riley, 2007	2007	64	68	132
9. Jeff Allison, 2017	2017	79	47	126
10. A.J. Gass, 1997	1997	76	47	123

Tackles (Career)

1. Omar Stoutmire (1993-96)	458
2. Tim Skipper (1997-00)	418
3. Ben Jacobs (2007-10)	387
4. Bryce McGill (2000-03)	326
5. A.J. Gass (1993-97)	325
6. Derron Smith (2010-14)	304
7. Zack Rix (1989-92)	295
8. Marquez Pope (1988-91)	290
9. Vernon Fox (1998-01)	289
10. Brad Bell (1990-93)	272

Tackles For A Loss (Season)

1. Alan Harper, 2001	21-102
2. Nick Burley, 2002	18-75
3. Logan Harrell, 2011	17-100
Orlando Huff, 2000	17-78
Tim Skipper, 1998	17-10
6. Ejiro Ederaine, 2015	16.5-77
Ejiro Ederaine, 2013	16.5-74
Chris Carter, 2010	16.5-93
9. Alan Harper, 2000	16-61
Jason Stewart, 2002	16-56
11. Brian Morris, 2003	15.5-77
12. Alan Harper, 1999	15-47
Payton Williams, 1998	15-30
Earl Oliver, 1992	15-31
Marcus Riley, 2007	15-43

Sacks (Game)

.....7, Ron Cox vs. CS Fullerton, 1989

Sacks (Season)

1. Ron Cox, 1989	28.0
2. Jethro Franklin, 1986	19.5
3. Ron Cox, 1988	14.5
4. Alan Harper, 2001	12.0
Jethro Franklin, 1987	12.0
6. Tracy Rogers, 1988	11.5
7. Chris Carter, 2010	11.0
Brian Morris, 2003	11.0
9. Logan Harrell, 2010	10.5
Greg Ramsey, 1986	10.5
11. Ejiro Ederaine, 2013	10.0

Sacks (Career)

1. Ron Cox, 1987-89	50.0
2. Jethro Franklin, 1986-87	31.5
3. Garrett McIntyre, 2002-05	25.0
Nick Burley, 1999-02	25.0
5. Tyler Clutts, 2004-07	23.5
6. Ejiro Ederaine, 2012-15	21.0
Alan Harper, 1998-01	21.0
8. Chris Carter, 2007-10	19.5
Zack Rix, 1989-92	19.5
10. Logan Harrell, 2008-11	18.5
Nick Ruggeroli, 1987-90	18.5

Passes intercepted (Game)

.....3, Jim Sanderson vs. San Diego State, 1960	
.....3, Tom McCall vs. Montana St. and CS Los Angeles, 1968	
.....3, Steve Cordle vs. Oregon, 1981	
.....3, Rod Webster vs. Oregon State, 1985	
.....3#, Phillip Thomas vs. Colorado, 2012	

Passes Intercepted (Season)

<u>Player</u>	<u>Year</u>	<u>No.</u>	<u>Yds</u>	<u>Avg</u>	<u>TD</u>
1. Carl Ray Harris, 1970	1970	14	98	7.0	0
2. Jack Erdman, 1969	1969	9	122	13.6	2
Dave Plump, 1966	1966	9	120	13.3	1
Mike Freeman, 1967	1967	9	69	7.7	0
5. Phillip Thomas, 2012	2012	8#1	98	12.2	3
Ron Cross, 1984	1984	8	132	16.5	0
Rod Webster, 1985	1985	8	141	17.6	1
8. Derron Smith, 2013	2013	7	135	19.3	1
Ervin Hunt, 1967	1967	7	163	23.3	1
Tom McCall, 1969	1969	7	157	22.4	1
Jack Erdman, 1969	1969	7	48	6.9	0
12. Jim Sanderson, 1960	1960	6	162	27.0	2
Matt McKnight, 1982	1982	6	51	8.5	0
Ervin Hunt, 1968	1968	6	46	7.7	0
Dwayne Crump, 1971	1971	6	37	6.2	0
Eric Fox, 1982	1982	6	32	6.0	0
Mike Freeman, 1968	1968	6	6	1.0	0
Efrain Guizar, 1997	1997	6	114	19.0	2
Derron Smith, 2012	2012	6	127	21.2	1

Passes Intercepted (Career)

<u>Player</u>	<u>No.</u>	<u>Yds</u>	<u>Avg</u>	<u>TD</u>
1. Rod Webster (1984-87)	17	340	20.0	2
2. Jack Erdman (1968-69)	16	168	10.5	2
Dave Plump (1964-65)	16	120	7.5	1
Jim Sanderson (1959-61)	16	284	17.8	0
5. Derron Smith (2010-14)	15	296	19.7	2
Carl Ray Harris (1969-70)	15	98	6.5	0
Mike Freeman (1967-68)	15	75	5.0	0
8. Phillip Thomas (2008-12)	13	214	16.5	4
9. James Burton (1991-93)	11	151	13.7	2
Marquez Pope (1988-91)	11	143	13.0	0
Matt McKnight (1981-82)	11	107	9.7	0

Interception Return Yards

Game:143, Tom McCall vs. CS Los Angeles, 1968
Season:205, Richard Marshall, 2004
Career:340, Rod Webster, 1984-87

Most INT Returns for Touchdowns

Season:3, Phillip Thomas, 2012 #
2, 5 players
 Jack Erdman, 1970; Efrain Guizar, 1997; Dee Meza, 2002;
Richard Marshall, 2004; Jaron Bryant, 2017
Career:4, Phillip Thomas, 2008-12
3, Richard Marshall, 2003-05

Best Interception Return Average

(Career)

min. 2 INT

<u>Player</u>	<u>No.</u>	<u>Yds</u>	<u>Avg</u>	<u>TD</u>
1. Richard Marshall (2003-05)	9	305	33.9	3
2. Calvin Lane (1974-75)	9	243	27.0	0
3. Rod Webster (1984-87)	17	340	20.0	2
4. Derron Smith (2010-14)	15	296	19.7	2
5. Jim Sanderson (1959-61)	16	284	17.8	0

Longest Interception Return:

.....107, Gary Hayes vs. Long Beach State, 1976

* Full season includes Fresno State bowl game statistics;

Mountain West Record

\$ NCAA Record;

! NCAA Leader



Alan Harper



Phillip Thomas



Richard Marshall

BULLDOG STADIUM RECORDS

FIRST DOWNS

Total first downs: 38, Air Force vs. Fresno State, 1996
 Rushing: 30, Air Force vs. Fresno State, 1996
 Passing: 23, San Jose State, 1989; Hawai'i, 2002
 Penalty: 6, Fresno State vs. San Jose State, 1981
 Fresno State vs. CS Fullerton, 1981
 Fresno State vs. Nevada, 1982
 Utah State vs. Fresno State, 2005

Fewest total first downs: 7, Sacramento State, 2016
 Rushing: 1, Utah, 1989; Hawai'i, 2002; Incarnate Word, 2017
 Passing: 2, Southern Illinois, 1981; Sacramento State 2016
 Penalty: 0, by many

RUSHING

Rushing attempts

Individual: 46, D'Angelo Brewer (Tulsa) vs. Fresno State, 2016
 Team: 81, Air Force vs. Fresno State, 1996

Yards rushing

Individual: 281, Brian Hill (Wyoming) vs. Fresno State, 2014
 Team: 503, Fresno State vs. Hawai'i, 2004
 Longest rush: 94, Robbie Rouse vs. Colorado, 2012
 94, Josh Levi vs. San Jose State, 1999
 Fewest rushing attempts: 17, Utah, 1989
 Fewest net yards rushing: -30, Incarnate Word, 2017

PASSING

Passes attempted

Individual: 73, Derek Carr (Fresno State) vs. Rutgers (Aug. 29, 2013)
 Team: 73, Fresno State vs. Rutgers (Aug. 29, 2013)

Passes completed

Individual: 52, Derek Carr (Fresno State) vs. Rutgers (Aug. 29, 2013)
 Team: 52, Fresno State vs. Rutgers (Aug. 29, 2013)

Touchdowns

Individual: 7, Derek Carr vs. New Mexico (Nov. 23, 2013)
 Team: 7, Fresno State vs. New Mexico (Nov. 23, 2013)

Had intercepted

Individual: 5, Steve Clarkson (San Jose State) vs. Toledo (Dec. 19, 1981)
 Team: 5, San Jose State (Dec. 19, 1981); New Mexico, 1991

Yards passing

Individual: 536, Derek Carr (Fresno State) vs. San Diego State, 2012
 Team: 536, Fresno State (Sept. 29, 2012)

Fewest passes attempted

Team: 6, Air Force, 1995

Fewest yards passing

Team: 7, Northern Illinois vs. Fresno State, 1991

Longest pass

..... 98 yards, Paul Pinegar to Paul Williams (Fresno State) vs. Boise State, 2005

Best completion percentage

..... .912 (31-34), Steve Sarkisian (BYU) vs. Fresno State, 1995

RECEPTIONS

Most receptions

Individual: 18, Gerald Willhite (San Jose State) vs. Toledo (Dec. 19, 1981)

Most yards

Individual: 282, Larry Willis (Fresno State) vs. Montana State, 1984

Average yards per reception

Individual (min. 3): ...51.3 (3 for 154), Jalen Sanuders (FS) vs. North Dakota, 2011

TOTAL OFFENSE

Total offensive plays

Individual: 77, Derek Carr vs. Rutgers (Aug. 29, 2013)
 Team: 100, Boise State, 2013
 100, UNLV, 1981
 100, Tulsa, 2016

Total yards

Individual:
 570 (536 passing, 34 rushing), Derek Carr (FS) vs. San Diego State, 2012
 Team: 822, Fresno State vs. New Mexico, 2013
 Average gain per play - Team: 9.93, Fresno State vs. Colorado, 2012
 Fewest offensive plays - Team: 47, Long Beach State vs. Fresno State, 1991
 Lowest total offense - Team: 125, Incarnate Word vs. Fresno State, 2017
 Lowest average per play - Team: 2.2, Incarnate Word vs. Fresno State, 2017

Touchdowns responsible for:

..... 7
 (7 passing) Derek Carr vs. New Mexico (Nov. 23, 2013)

FUMBLES

Fumbles: 7, Toledo (Dec. 19, 1981)
 Fumbles lost: 4, FS vs. Hawai'i, 1996; BYU, 1998

PENALTIES

Penalties: 22, FS vs. San Jose State, 1981
 Penalty yards: 194, FS vs. San Jose State, 1981
 Fewest penalties: 0, Pacific, 1995
 Fewest penalty yards: 0, Pacific, 1995

INTERCEPTIONS

Individual: 3, Dameon Baber (Nevada) vs. Fresno State, 2015
 3, Phillip Thomas (FS) vs. Colorado, 2012
 3, Steve Cordle (FS) vs. Oregon, 1981
Team: 5,
 vs. Toledo (Dec. 19, 1981); vs. Oregon State (Sept. 5, 2003);
 FS vs. Utah State, 1988; FS vs. New Mexico, 1991

Interception yards

Individual: 103, Nate Ray (FS) vs. SMU, 2002
 Team: 124,
 Fresno State vs. Nevada, 2002
 Longest return: 100, Nate Ray (FS) vs. SMU, 2002

PUNTING

Punts

Individual: 13, Phil Nevin (CS Fullerton) vs. Fresno State, 1991
 Team: 13, CS Fullerton vs. FS, 1991
 13, Sacramento State vs. FS, 2016

BULLDOG STADIUM RECORDS

Punting yards

Individual: 544, Phil Nevin (CS Fullerton) vs. Fresno State, 1991
Team: 544, CS Fullerton vs. Fresno State, 1991

Average yards per punt

Individual (min. 4): 54.0 (4 for 216), Robert Malone (FS) vs. San Jose St., 2009
Team (min. 4): 54.0 (4 for 216) Fresno State vs. San Jose St., 2009
Longest punt: 69, 2x, last Robert Malone, Fresno State vs. San Jose St., 2009
Fewest punts: 0, vs. San Jose St., 1999; Fresno State vs. Hawai'i, 2008
Fewest punting yards (min. 3): 18, vs. Hawai'i, 2004
Lowest average yards/punt (min. 3): 28.0 (3-84), Pacific vs. Fresno State, 1985

PUNT RETURNS

Most punt returns

Individual: 8,
..... Tommy Purvis (Pacific) vs. Fresno State, 1984;
..... Eric Fox (FS) vs. Bowling Green, 1982;
..... Larry Willis (FS) vs. Bowling Green, 1983;
..... Malcolm Seabron (FS) vs. CS Fullerton, 1991;
..... Adam Jennings (FS) vs. UTEP, 2004
Team: 8, 5x, last vs. UTEP, 2004

Most punt return yards

Individual: 189, Clifton Smith (FS) vs. Weber State, 2005
Team: 257, Fresno State vs. Boise State, 2009

Highest average per return: (min. 3)
..... 63.0 (3 for 189), Clifton Smith (FS) vs. Weber State, 2005

Longest return: 92, Clifton Smith (FS) vs. Weber State, 2005

KICKOFF RETURNS

Individual: 8, La Von Edwards (Utah) vs. Fresno State, 1989
..... 8, Isaiah Burse (FS) vs. Boise State, 2011
Team: 10, 6x, last by New Mexico vs. Fresno State, 2013

Kickoff return yards

Individual: 252, Carlos Wiggins (New Mexico) vs. Fresno State, 2013
Team: 269, New Mexico vs. Fresno State, 2013
Highest average per return: (min. 3) 44.7
..... (3-134), Brock Smith (FS) vs. San Jose State, 1987
Fewest kickoff returns: 0, 6x,
..... vs. Cal Poly, 1982; vs. Montana State, 1982; vs. Utah State, 1984;
..... vs. Louisiana Tech, 2003; vs. Sacramento State, 2016; vs. New Mexico, 2017
Fewest kickoff return yards: 0, 7x, last vs. New Mexico, 2017
Longest return: 100, Janarion Grant (Rutgers) vs. Fresno State, 2013
..... 100, Wade Lockett (CS Fullerton) vs. Fresno State, 1985

SCORING

Most points scored

Individual: 24 (4 TDs), Davante Adams (FS) vs. UNLV, 2013
..... 24 (4 TDs), Davante Adams (FS) vs. New Mexico, 2013
..... 24 (4 TDs), Robbie Rouse (FS) vs. Colorado, 2012
..... 24 (4 TDs), Mark Barsotti (FS) vs. Utah, 1989
Team: 94 (17-49-14-14), Fresno State vs. New Mexico, 1991

Most points scored

First quarter: 35, Fresno State vs. Colorado, 2012
Second quarter: 49, Fresno State vs. New Mexico, 1991
Third quarter: 32, Fresno State vs. Incarnate Word, 2017
Fourth quarter: 24, Wyoming vs. Fresno State, 2014

Most points scored

First half: 66 (1Q-17; 2Q-49), Fresno State vs. New Mexico, 1991
Second half: 35 (3Q-14; 4Q-21), Fresno State vs. San Jose State, 1981;
..... 35 (3Q-14; 4Q-21) vs. Air Force vs. Fresno State, 1996

Fewest points scored
..... 0, several times, last New Mexico vs. Fresno State, 2017

Largest margin of victory:
..... 77 (94-17), Fresno State vs. New Mexico, 1991

Most touchdowns: 13, Fresno State vs. New Mexico, 1991
Rushing: 9, Fresno State vs. New Mexico, 1991; vs. Hawai'i, 2004
Passing: 7, Fresno State vs. New Mexico, 2013
..... 7, San Jose State vs. Fresno State, 1981

Most field goals attempted

Individual: 5, Barry Belli (FS) vs. Utah State, 1984

Most field goals made

Individual: 5, Barry Belli (FS) vs. Utah State, 1984
Team: 5, FS vs. Utah State, 1984

Points after touchdown attempted

Individual: 13, Derek Mahoney (FS) vs. New Mexico, 1991

Points after touchdown made

Individual: 13, Derek Mahoney (FS) vs. New Mexico, 1991
Most two-point conversions: 2, San Jose State, 1981

Kick scoring

Individual: 19, Barry Belli (FS) vs. Utah State, 1984

Longest field goal

Individual: 54, Barry Belli (FS) vs. Montana State, 1986

Longest rush touchdown

Individual: 94, Robbie Rouse vs. Colorado, 2012
..... 94, Josh Levi vs. San Jose State, 1999

Most Home Wins: 8; 1989 (8-0), 1986 (8-0), 1982 (8-0)

Most Home Losses: 5; 2016 (1-5)

MOST POINTS

Game

Fresno State: 94, vs. New Mexico, 1991
Opponent: 68, Hawai'i, 2006

Season

Fresno State: 440, 2009
Opponent: 339, 2006

FEWEST POINTS

Game

Fresno State: 3, vs. San Diego State, 2016
Opponent: 0, several times, last New Mexico vs. Fresno State, 2017

Season

Fresno State: 123, 2016
Opponent: 43, 1988
Consecutive Wins: 20, from Oct. 31, 1987-Sept. 29, 1990
..... 17, from Oct. 3, 1998-Sept. 29, 2001
Consecutive Losses: 5, from Sept. 24, 2016-End of 2016 season
Last Tie: Oct. 13, 1990, vs. Utah State

YEAR-BY-YEAR RESULTS

1921**Record: 4-4-0****Home: 2-3-0 | Away: 2-1-0****Head Coach: Arthur W. Jones**

Date	Opponent	Result	Score	Attend
	LaVerne	W	46-0	3,601
	at Cal Tech	W	12-0	
O15	at Pacific	L	0-35	
O22	Cal Tech	W	12-0	
N5	Chico State	L	0-3	
N11	at Modesto JC	W	28-0	
N19	San Jose State	L	2-14	
N24	Fresno High	L	7-62	

1922**Record: 7-1-2****Home: 3-1-1 | Away: 4-0-1****Head Coach: Arthur W. Jones****California Coast Conference Champions**

Date	Opponent	Result	Score	Attend
O6	at Tulare High	W	12-0	
O7	at Lemoore High	W	25-9	
O14	Modesto JC	T	0-0	
O21	at Loyola	W	+2-0	
O28	at Standford Frosh	L	3-7	
N4	Cal Poly	W	20-0	
N9	at Bakersfield JC	W	31-6	
N11	Reedley High	W	12-0	
N18	at UC Davis	T	0-0	
D9	Pacific	W	12-7	

1923**Record: 7-2-0****Home: 4-0-0 | Away: 3-2-0****Head Coach: Arthur W. Jones****California Coast Conference Champions**

Date	Opponent	Result	Score	Attend
O6	Reedley	W	39-0	
O13	at Caruthers Legion	W	39-0	
O20	Sacramento JC	W	53-18	
O27	at UC Davis	W	26-14	
N3	at Modesto JC	W	7-6	
N10	at Nevada	L	3-46	
N17	Redlands	W	10-6	
N24	Bakersfield JC	W	32-6	
N29	at San Diego	L	2-12	

1924**Record: 7-2-0****Home: 5-0-0 | Away: 2-2-0****Head Coach: Arthur W. Jones**

Date	Opponent	Result	Score	Attend
O11	at Nevada	L	0-16	
O18	Cal Christian	W	31-0	
O25	Bakersfield JC	W	9-0	
N1	Modesto JC	W	41-6	
N11	Mare Island Navy	W	10-0	
N15	at Cal Poly	W	22-6	
N22	at Pacific	W	12-0	
N27	San Diego State	W	7-0	
D6	at Chico State	L	0-16	

1925**Record: 2-6-1****Home: 2-4-0 | Away: 0-2-1****Head Coach: Arthur W. Jones**

Date	Opponent	Result	Score	Attend
S26	at Modesto JC	T	6-6	
O3	Occidental	L	10-33	
O10	Santa Clara	L	0-6	
O24	at San Jose State	W	23-7	
O31	UC Davis	L	0-6	
N7	at Nevada	L	6-60	
N11	Kingsburg High	W	63-6	
N26	Pacific	L	0-7	
D5	at Saint Mary's	L	15-61	

1926**Record: 5-3-1****Home: 4-2-0 | Away: 1-1-1****Head Coach: Arthur W. Jones**

Date	Opponent	Result	Score	Attend
S25	at Stanford	L	7-44	
O2	UC Santa Barbara	W	26-0	
O9	Nevada	L	6-28	
O16	LaVerne	W	22-7	
O30	at San Diego State	W	28-7	
N6	at San Jose State	W	34-0	
N11	UC Davis	W	23-7	
N19	Saint Mary's	L	0-16	
N25	at Pacific	T	0-0	

1927**Record: 3-3-2****Home: 3-1-2 | Away: 0-2-0****Head Coach: Arthur W. Jones**

Date	Opponent	Result	Score	Attend
S17	at Stanford	L	0-33	
O1	at UCLA	L	0-7	
O15	Nevada	W	10-7	
O29	St. Ignatius	T	6-6	
N5	at San Jose State	W	10-7	
N11	UC Davis	L	7-13	
N18	Santa Clara	T	6-6	
N24	Pacific	W	6-0	

1928**Record: 2-5-1****Home: 2-4-0 | Away: 0-1-1****Head Coach: Arthur W. Jones**

Date	Opponent	Result	Score	Attend
S29	Cal Poly	W	37-0	
O6	UC Santa Barbara	W	7-0	
O13	St. Ignatius	L	0-19	
O27	Stanford	L	0-47	
N3	at Pacific	L	0-13	
N10	at Nevada	T	12-12	
N23	Santa Clara	L	0-33	
N29	UC Davis	L	0-13	

1929**Record: 1-7-0****Home: 1-3-0 | Away: 0-4-0****Head Coach: Stanley E. Borleske**

Date	Opponent	Result	Score	Attend
S28	Loyola	L	0-20	
O5	at UCLA	L	6-56	
O12	Olympic Club	L	0-60	
O19	at Nevada	L	0-48	
O26	at Chico State	L	0-12	
N11	at UC Davis	L	0-22	
N16	San Jose State	L	14-26	
N28	Pacific	W	20-6	

1930**Record: 8-0-0****Home: 4-0-0 | Away: 4-0-0****Head Coach: Stanley E. Borleske****Far Western Conference Champions**

Date	Opponent	Result	Score	Attend
S27	at Cal Christian	W	19-7	3,500
O3	Redlands	W	31-26	4,500
O10	at Loyola	W	12-7	
O18	Chico State	W	13-7	
N1	at Pacific	W	19-0	
N8	UC Davis	W	27-7	6,000
N15	at San Jose State	W	27-12	
N27	Nevada	W	6-0	10,000

1931**Record: 4-6-0****Home: 3-4-0 | Away: 1-2-0****Head Coach: Stanley E. Borleske**

Date	Opponent	Result	Score	Attend
S26	at Northern Arizona	L	2-26	
O3	Whittier	W	13-12	3,000
O10	LaVerne	L	6-7	
O17	at San Jose State	W	32-0	
O24	at Nevada	L	13-31	5,000
N7	at UC Davis	W	20-7	
N11	Arizona State	L	0-7	
N21	at Chico State	L	6-18	
N26	Pacific	W	6-0	
D5	San Diego State	L	0-15	2,000

1932**Record: 3-5-2****Home: 3-3-0 | Away: 0-2-2****Head Coach: Stanley E. Borleske**

Date	Opponent	Result	Score	Attend
S24	San Diego Marines	W	12-0	4,500
O1	West Coast Army	L	6-7	
O8	UC Davis	L	0-3	
O15	San Francisco State	W	32-13	3,500
O21	at San Jose State	T	0-0	
O29	at Pacific	L	0-35	
N5	at Northern Arizona	T	0-0	
N11	at Washburn	L	0-26	3,500
N18	LaVerne	W	6-0	
N24	Nevada	L	0-7	

1933**Record: 5-4-0****Home: 4-2-0 | Away: 1-2-0****Head Coach: Leo Harris**

Date	Opponent	Result	Score	Attend
S29	Cal Tech	W	26-6	5,000
O7	LaVerne	W	14-7	
O14	California JVs	L	0-7	
O21	Cal Poly Pomona	W	24-0	
O28	at UC Davis	W	20-0	
N4	at Arizona State	L	7-21	
N11	Washburn	W	7-0	7,500
N18	at San Jose State	L	0-18	7,000
N30	Pacific	L	0-12	8,000

1934**Record: 7-2-1****Home: 5-2-1 | Away: 2-0-0****Head Coach: Leo Harris****Far Western Conference Co-Champions**

Date	Opponent	Result	Score	Attend
S22	San Francisco State	W	33-6	2,099
S29	USC JVs	W	7-0	2,574
O6	California JVs	L	6-12	1,416
O13	at Northern Arizona	W	26-14	
O19	at Pacific	W	7-6	9,000
O27	Santa Clara	L	0-19	7,182
N3	San Jose State	T	7-7	7,182
N12	UC Davis	W	40-13	5,723
N17	Cal Tech	W	66-0	379
N29	Nevada	W	33-0	5,754

1935**Record: 6-3-0****Home: 3-3-0 | Away: 3-0-0****Head Coach: Leo Harris****Far Western Conference Champions**

Date	Opponent	Result	Score	Attend
S28	LaVerne	W	46-0	3,601
O5	California JVs	L	7-13	4,935
O12	Santa Clara	L	0-24	6,064
O19	at Chico State	W	13-0	
O26	Cal Tech	W	51-7	2,240
N2	Pacific	W	20-7	3,833
N11	at Nevada	W	27-6	3,500
N16	at UC Davis	W	32-6	
N28	San Francisco	L	3-21	7,647

1936**Record: 5-3-1****Home: 5-1-1 | Away: 0-2-0****Head Coach: James Bradshaw**

Date	Opponent	Result	Score	Attend
S26	San Francisco	L	0-14	6,169
O10	Whittier	W	18-0	4,533
O17	Northern Arizona	W	31-6	826
O24	California JVs	W	32-6	4,952
O31	Chico State	W	38-0	2,558
N7	Willamette	T	14-14	4,132
N13	at Pacific	L	0-17	7,000
N26	Nevada	W	13-6	6,521
D5	at Hardin-Simmons	L	6-28	

YEAR-BY-YEAR RESULTS

1937

Record: 8-1-1

Home: 3-1-1 | Away: 4-0-0 | Bowl: 1-0-0

Head Coach: James Bradshaw

Far Western Conference Champions

Date	Opponent	Result	Score	Attend
S25	USC JVs	T	13-13	5,123
O1	at Willamette	W	7-0	3,200
O9	California JVs	W	20-7	6,576
O15	at Whittier	W	24-0	2,500
O22	at UC Davis	W	19-0	3,500
O30	Chico State	W	40-7	3,082
N6	at Nevada	W	46-8	3,500
N11	Hardin-Simmons	L	7-14	11,371
N25	Pacific	W	20-0	10,053
Little All-American Bowl (Los Angeles, Calif.)				
D25	vs. Central Arkansas	W	27-26	5,000

1938

Record: 7-3-0

Home: 6-2-0 | Away: 1-1-0

Head Coach: James Bradshaw

Date	Opponent	Result	Score	Attend
O1	San Diego Marines	W	34-14	6,850
O8	California JVs	W	27-7	5,479
O15	Central Arkansas	W	34-0	7,954
O22	at Nevada	W	27-0	6,000
O29	UC Davis	W	37-7	3,209
N4	at Pacific	L	13-18	9,000
N11	San Francisco	L	6-14	4,936
N18	Hawai'i	W	15-13	4,866
N24	UC Santa Barbara	W	28-0	6,756
D3	UTEP	L	6-26	5,000

1939

Record: 10-1-0

Home: 6-1-0 | Away: 4-0-0

Head Coach: James Bradshaw

Date	Opponent	Result	Score	Attend
S30	UTEP	W	10-7	8,597
O6	at UC Santa Barbara	W	13-6	
O14	Nevada	W	45-0	9,533
O21	California JVs	W	28-7	5,044
O28	San Francisco	W	21-2	8,506
N4	Pacific	W	7-0	11,227
N11	Portland	W	27-13	9,310
N17	at Whittier	W	27-13	
N23	San Jose State	L	7-42	11,311
D2	at Hawai'i	W	38-2	22,000
D6	at Healani AC	W	21-6	

1940

Record: 9-2-1

Home: 6-1-0 | Away: 3-1-1

Head Coach: James Bradshaw

Date	Opponent	Result	Score	Attend
S28	Whittier	W	13-7	7,946
O5	UC Santa Barbara	W	20-6	7,596
O12	West Texas State	W	15-6	9,625
O18	at Pacific	W	3-0	10,000
O25	at San Diego State	T	0-0	4,000
N2	Nevada	W	7-6	5,732
N11	UTEP	W	16-6	10,024
N16	San Jose State	L	7-14	12,276
N21	Colorado School of Mines	W	28-0	7,256
D7	at Central Arkansas	L	0-13	2,500
D25	at Healani AC	W	20-0	
J1	at Hawai'i	W	3-0	22,000

1941

Record: 4-3-2

Home: 1-0-0 | Away: 3-3-2

Head Coach: James Bradshaw

Date	Opponent	Result	Score	Attend
S27	West Texas State	L	6-7	
O4	at Camp Haan	T	7-7	
O11	at UC Santa Barbara	W	26-0	
O18	at Nevada	W	6-3	4,000
O25	San Diego State	W	26-0	6,720
N1	at San Francisco	L	27-47	12,000
N11	at Pacific	W	13-0	13,000
N14	at San Jose State	T	0-0	10,000
N20	at Arizona State	L	7-26	

1942

Record: 9-1-0

Home: 6-1-0 | Away: 3-0-0

Head Coach: James Bradshaw

California Collegiate Athletic Assoc. Champions

Date	Opponent	Result	Score	Attend
S26	Whittier	W	51-0	4,272
O3	Occidental	W	53-6	3,925
O11	at San Diego State	W	66-0	6,500
O18	March Field	W	20-0	7,521
O25	Fort Ord	W	80-0	5,979
O31	at Pacific	W	13-0	
N7	Nevada	W	33-0	4,271
N11	San Francisco	L	13-33	12,519
N26	San Jose State	W	6-0	10,142
N29	at Loyola	W	27-6	

1943

No football due to World War II

1944

Record: 0-6

Home: 0-3-0 | Away: 0-3-0

Head Coach: Earl Wight

Date	Opponent	Result	Score	Attend
O21	at Minter Field	L	0-20	300
O28	at Salinas JC	L	6-13	
N3	at Modesto JC	L	0-28	
N11	Minter Field	L	0-13	
N18	Tonopah Army Air Field	L	6-7	1,500
N23	Pacific	L	6-14	4,500

1945

Record: 4-6-2

Home: 0-2-2 | Away: 4-3-0 | Bowl: 0-1-0

Head Coach: Alvin "Pix" Pierson

Date	Opponent	Result	Score	Attend
S15	Cal Poly	T	6-6	6,398
S21	at Pacific	W	13-0	
S29	Minter Field	T	0-0	6,782
O6	at Northern Arizona	W	19-0	
O13	Cal Poly	W	24-0	
O20	at S.B. Marines	L	0-26	
O27	San Diego State	L	0-7	5,861
N3	at Nevada	L	4-7	15,000
N12	Saint Mary's	L	6-32	13,357
N17	at Camp Beale	L	13-21	
N22	at Pacific	W	16-0	
Raisin Bowl (Fresno, Calif.)				
J1	Drake	L	12-13	10,000

1946

Record: 8-4-0

Home: 5-1-0 | Away: 3-3-0

Head Coach: James Bradshaw

Date	Opponent	Result	Score	Attend
S28	Santa Clara	W	20-7	14,694
O5	Hawai'ian All-Stars	W	13-6	11,613
O12	at Oklahoma City	L	7-46	
O19	at UC Santa Barbara	W	20-13	
O26	at San Diego State	L	0-7	
N2	Loyola	W	28-0	6,540
N11	Hawai'i	L	2-7	11,057
N16	Pacific	W	13-12	6,809
N22	at San Jose State	L	2-13	
N28	Idaho	W	13-12	6,827
D5	at Molli Bears	W	41-0	
D11	at Leilehau Alumni	W	18-6	

1947

Record: 3-6-2

Home: 3-3-1 | Away: 0-3-1

Head Coach: Kenny Gleason

Date	Opponent	Result	Score	Attend
S20	Oklahoma City	L	2-27	13,758
S27	Molli Bears	W	18-7	7,704
O4	Santa Clara	L	19-20	10,780
O11	Cal Poly	W	14-6	6,085
O18	Honolulu All-Stars	L	7-34	7,862
N1	San Diego State	T	7-7	4,307
N8	at New Mexico	L	3-34	7,500
N15	at UC Santa Barbara	T	7-7	5,000
N21	at Pacific	L	22-47	
N27	at San Jose State	W	21-20	8,500
D6	at Hawai'i	L	13-27	

1948

Record: 3-6-1

Home: 3-3-1 | Away: 0-3-0

Head Coach: Kenny Gleason

Date	Opponent	Result	Score	Attend
S25	at Portland	T	6-6	
O2	Santa Clara	L	7-45	12,081
O9	at Cal Poly	L	14-26	
O16	UC Santa Barbara	W	28-7	5,218
O23	at Pepperdine	L	13-14	
O30	New Mexico	W	20-14	4,698
N6	at San Diego State	W	7-6	
N11	Nevada	L	7-53	11,554
N19	at San Jose State	L	6-41	10,000
N25	Pacific	L	0-55	6,487

1949

Record: 3-8-0

Home: 3-3-0 | Away: 0-5-0

Head Coach: Alvin "Pix" Pierson

Date	Opponent	Result	Score	Attend
S24	Cal Poly	W	20-7	9,141
O1	Santa Clara	L	0-53	10,324
O7	at Loyola	L	13-52	
O14	at UC Santa Barbara	L	7-14	
O22	at Nevada	L	13-34	
O29	Alameda Air Pac	W	55-30	2,583
N5	San Diego State	L	7-18	5,150
N11	Pepperdine	W	20-7	4,729
N18	at Pacific	L	0-45	8,500
N24	San Jose State	L	7-43	6,381
D2	at Hawai'i	L	14-41	20,000

1950

Record: 2-6-1

Home: 1-4-0 | Away: 1-2-1

Head Coach: Duke Jacobs

Date	Opponent	Result	Score	Attend
S23	at Cal Poly	W	31-7	5,000
O6	Hawai'i	W	34-20	9,218
O13	UC Santa Barbara	L	7-13	10,005
O21	at San Diego State	T	20-20	6,000
O28	Pacific	L	7-52	10,661
N3	at San Jose State	L	7-33	8,5000
N11	Loyola	L	0-28	6,471
N18	at Pepperdine	L	13-27	500
N24	at North Texas State	L	12-31	4,937

1951

Record: 5-5-0

Home: 3-4-0 | Away: 2-1-0

Head Coach: Duke Jacobs

Date	Opponent	Result	Score	Attend
S22	at UC Davis	W	27-0	2,000
S29	Pepperdine	W	33-14	8,945
O6	San Jose State	L	6-32	11,155
O12	UC Santa Barbara	L	22-23	6,152
O20	Cal Poly	W	42-19	6,427
O27	Occidental	W	27-6	6,393
N3	San Diego State	L	7-13	8,121
N10	at Whittier	W	28-0	3,500
N17	at North Texas State	L	0-62	5,000
N24	San Francisco State	L	7-20	5,433
Total Att: 63,126 6,313 Avg.				
Home Att: 52,626 7,518 Avg.				

1952

Record: 8-2-0

Home: 5-1-0 | Away: 3-1-0

Head Coach: Clark Van Galder

Date	Opponent	Result	Score	Attend
S20	UC Davis	W	41-7	7,524
O4	Pepperdine	W	60-7	8,198
O10	at San Jose State	L	6-40	
O18	Utah State	W	27-21	9,266
O24	at Occidental	W	20-9	
N1	at San Diego State	W	49-33	
N8	at Nevada	W	59-32	
N15	Pacific	L	0-50	7,155
N22	San Francisco State	W	48-20	5,119
N29	Whittier	W	21-14	5,949

YEAR-BY-YEAR RESULTS

1953

Record: 4-4-2

Home: 4-2-1 | Away: 0-2-1

Head Coach: Clark Van Galder

Date	Opponent	Result	Score	Attend
S26	Cal Poly	L	6-27	5,298
O3	San Jose State	L	21-27	5,574
O9	at Cal State LA	L	12-14	
O17	Nevada	W	47-7	9,600
O24	UC Santa Barbara	W	20-0	7,188
O31	San Diego State	T	27-27	6,212
N7	at Utah State	L	6-46	
N11	San Francisco State	W	41-27	6,250
N14	Pepperdine	W	54-2	5,224
N21	at Pacific	T	21-21	

1954

Record: 7-3-0

Home: 4-2-0 | Away: 3-1-0

Head Coach: Clark Van Galder

California Collegiate Athletic Assoc. Champions

Date	Opponent	Result	Score	Attend
S25	Hawai'i	L	20-25	9,871
O2	Cal State LA	W	49-19	5,663
O9	Utah State	W	23-13	7,204
O16	at Nevada	W	52-6	2,500
O23	at UC Santa Barbara	W	26-20	5,000
O30	at San Diego State	W	20-0	12,000
N7	Cal Poly	W	16-13	12,789
N10	San Diego Marines	L	0-20	6,339
N14	at San Jose State	L	0-28	10,000
N26	San Francisco State	W	39-20	4,085

Total Att: 75,451 | 7,545 Avg.

Home Att: 45,951 | 7,659 Avg.

1955

Record: 9-1-0

Home: 6-0-0 | Away: 3-1-0

Head Coach: Clark Van Galder

California Collegiate Athletic Assoc. Champions

Date	Opponent	Result	Score	Attend
S23	at San Francisco State	W	20-12	
O1	Willamette	W	33-7	7,307
O8	San Diego Navy	W	52-0	6,035
O15	Nevada	W	42-9	6,454
O22	San Diego Marines	W	20-0	7,194
O29	at Utah State	L	14-39	4,000
N5	San Diego State	W	20-6	6,228
N12	at Cal Poly	W	34-6	7,500
N18	San Jose State	W	19-13	11,145
N26	at Hawai'i	W	20-18	18,000

1956

Record: 8-2-0

Home: 4-2-0 | Away: 4-0-0

Head Coach: Clark Van Galder

California Collegiate Athletic Assoc. Champions

Date	Opponent	Result	Score	Attend
S22	at BYU	W	26-13	8,330
S29	at Willamette	W	27-12	
O5	San Diego Marines	W	2-0	7,800
O13	Pacific	L	14-21	13,923
O20	San Francisco State	W	28-0	6,719
O27	Hawai'i	W	39-20	8,430
N3	Idaho	L	12-24	10,018
N10	Cal Poly	W	21-13	8,372
N17	at San Diego State	W	50-7	11,000
N22	at San Jose State	W	30-14	7,000

1957

Record: 5-5-0

Home: 3-2-0 | Away: 2-3-0

Head Coach: Clark Van Galder

Date	Opponent	Result	Score	Attend
S21	Montana State	L	14-27	9,598
S28	at Pacific	L	12-34	20,500
O5	San Diego Marines	L	0-53	6,050
O12	at San Francisco State	W	27-7	3,000
O19	at Cal Poly	L	7-14	7,000
O26	at Idaho	L	6-20	5,000
N3	San Diego State	W	27-0	3,761
N9	BYU	W	27-14	7,523
N16	San Jose State	W	13-6	8,570
N22	at Hawai'i	W	31-8	10,000

Total Att: 81,002 | 8,100 Avg.

Home Att: 35,502 | 7,100 Avg.

1958

Record: 5-5-0

Home: 4-2-0 | Away: 1-3-0

Head Coach: Clark Van Galder

California Collegiate Athletic Assoc. Champions

Date	Opponent	Result	Score	Attend
S20	at BYU	L	7-29	7,155
S27	San Diego Marines	L	6-20	6,621
O11	at UC Santa Barbara	L	22-25	7,000
O18	Cal Poly	W	14-0	9,449
O25	at Cal State LA	W	7-6	
N1	San Diego State	W	22-20	6,392
N8	Long Beach State	W	22-6	8,000
N15	at San Jose State	L	6-48	12,000
N22	San Francisco State	W	35-0	6,351
N29	Pacific	L	6-52	9,768

1959

Record: 7-3-0

Home: 4-2-0 | Away: 3-1-0

Head Coach: Cecil Coleman

California Collegiate Athletic Assoc. Champions

Date	Opponent	Result	Score	Attend
S26	BYU	W	27-16	8,234
O3	UC Santa Barbara	W	28-12	7,929
O10	San Diego Marines	L	6-13	7,553
O17	San Jose State	L	14-40	10,907
O24	at Cal Poly	W	28-13	8,000
O31	San Diego State	W	38-13	5,950
N7	at Pacific	L	13-18	12,500
N14	at Long Beach State	W	29-8	3,500
N21	Cal State LA	W	21-0	6,223
N27	at Hawai'i	W	22-13	10,000

Total Att: 80,796 | 7,080 Avg.

Home Att: 46,796 | 7,799 Avg.

1960

Record: 9-1-0

Home: 6-1-0 | Away: 3-0-0

Head Coach: Cecil Coleman

California Collegiate Athletic Assoc. Champions

Date	Opponent	Result	Score	Attend
S24	Hawai'i	W	17-7	9,601
S30	at UC Santa Barbara	W	33-15	
O8	Abilene Christian	W	20-19	8,479
O15	Cal Poly	W	33-0	11,320
O22	at Cal State LA	W	35-13	
O29	San Diego State	W	60-0	6,500
N5	Long Beach State	W	21-3	5,194
N11	at San Jose State	W	27-12	9,000
N19	Montana State	L	20-22	12,440
N26	Pacific	W	32-7	10,011

1961

Record: 10-0-0

Home: 4-0-0 | Away: 5-0-0 | Bowl: 1-0-0

Head Coach: Cecil Coleman

California Collegiate Athletic Assoc. Champions

Date	Opponent	Result	Score	Attend
S23	at Montana State	W	16-13	7,000
S30	UC Santa Barbara	W	22-14	9,066
O7	at Pacific	W	20-19	10,000
O14	at Cal Poly	W	42-13	6,000
O21	at Cal State LA	W	35-6	11,151
O28	San Diego State	W	27-6	6,595
N3	at Long Beach State	W	37-14	5,000
N11	Abilene Christian	W	21-7	9,960
N18	San Jose State	W	36-27	14,141

Mercy Bowl (Los Angeles, Calif.)

N23 vs. Bowling Green W 36-6 33,146

Total Att: 112,039 | 11,204 Avg.

Home Att: 39,762 | 9,941 Avg.

1962

Record: 7-3-0

Home: 4-1-0 | Away: 3-2-0

Head Coach: Cecil Coleman

Date	Opponent	Result	Score	Attend
S22	Whitworth	W	48-7	11,339
S28	at UC Santa Barbara	W	37-0	6,000
O6	at Abilene Christian	L	14-26	8,500
O13	Cal Poly	W	51-6	11,301
O20	at Cal State LA	W	34-0	14,630
O27	at San Diego State	L	26-29	13,000
N3	Long Beach State	W	50-0	8,092
N10	at San Jose State	W	20-14	16,000
N17	Pacific	W	18-13	10,973
N24	Montana State	L	20-21	10,425

Total Att: 110,260 | 11,026 Avg.

Home Att: 52,130 | 10,426 Avg.

1963

Record: 4-6-0

Home: 2-3-0 | Away: 2-3-0

Head Coach: Cecil Coleman

Date	Opponent	Result	Score	Attend
S21	at Idaho	L	8-32	8,200
S28	at Montana State	L	7-29	6,500
O5	Adams State	W	25-7	8,449
O12	at Pacific	W	29-7	14,000
O19	at Cal Poly	W	28-0	5,000
O26	Cal State LA	W	35-20	11,353
N2	at Long Beach State	L	14-25	3,762
N9	San Diego State	L	6-34	10,871
N16	San Jose State	L	27-56	8,684
N23	Abilene Christian	L	29-32	5,562

Total Att: 82,381 | 8,238 Avg.

Home Att: 44,919 | 8,984 Avg.

1964

Record: 4-6-0

Home: 4-1-0 | Away: 0-5-0

Head Coach: Phil Krueger

Date	Opponent	Result	Score	Attend
S19	South Dakota State	W	20-14	8,802
S26	at Montana State	L	13-27	6,000
O3	Hawai'i	W	28-0	8,891
O10	at Idaho State	L	12-20	6,400
O17	Cal Poly	W	23-13	9,525
O24	at Cal State LA	L	12-32	8,000
O31	at San Diego State	L	6-44	12,000
N7	Long Beach State	L	20-21	5,743
N14	Pacific	W	54-7	5,585
N21	at San Jose State	L	14-26	15,214

Total Att: 86,160 | 8,616 Avg.

Home Att: 38,546 | 7,709 Avg.

1965

Record: 6-4-0

Home: 3-2-0 | Away: 3-2-0

Head Coach: Phil Krueger

Date	Opponent	Result	Score	Attend
S25	at Colorado	L	7-10	29,000
O2	Washburn	W	54-0	9,388
O9	Montana State	W	25-14	10,862
O16	at Cal Poly	W	20-14	7,000
O23	Cal State LA	L	15-17	13,455
O30	San Diego State	L	7-26	9,009
N6	at Long Beach State	L	12-14	9,100
N13	at Pacific	W	20-0	4,000
N20	San Jose State	W	24-18	7,897
N27	at Hawai'i	W	7-3	2,356

Total Att: 102,067 | 10,207 Avg.

Home Att: 50,611 | 10,122 Avg.

YEAR-BY-YEAR RESULTS

1966**Record: 7-3-0****Home: 5-1-0 | Away: 2-2-0****Head Coach: Darryl Rogers**

Date	Opponent	Result	Score	Attend
S17	Hawai'i	W	28-27	9,089
S24	Northern Arizona	W	14-12	8,586
O1	at Montana State	L	6-55	9,100
O8	CS Northridge	W	18-17	6,918
O15	Cal Poly	W	14-7	11,016
O22	at Cal State LA	W	14-7	
O29	at San Diego State	L	13-34	15,178
N5	Long Beach State	L	20-28	7,452
N12	Pacific	W	16-14	8,429
N19	at San Jose State	W	15-13	

1967**Record: 3-8-0****Home: 1-5-0 | Away: 2-3-0****Head Coach: Darryl Rogers**

Date	Opponent	Result	Score	Attend
S16	Santa Clara	L	16-24	9,172
S23	Idaho	L	14-30	8,065
S30	Montana State	L	20-21	7,678
O7	at CS Northridge	W	31-25	
O14	at Cal Poly	W	41-14	7,000
O21	Cal State LA	W	14-3	9,347
O28	San Diego State	L	21-28	12,276
N4	at Long Beach State	L	14-26	5,400
N11	at Pacific	L	20-32	10,550
N18	San Jose State	L	30-35	5,336
N25	at Hawai'i	L	19-29	18,000

1968**Record: 7-4-0****Home: 5-1-0 | Away: 2-2-0 | Bowl: 0-1-0****Head Coach: Darryl Rogers****California Collegiate Athletic Assoc. Champions**

Date	Opponent	Result	Score	Attend
S21	Idaho State	L	23-38	8,615
S28	at San Jose State	L	21-25	9,500
O5	at Portland State	W	30-13	
O12	CS Northridge	W	35-12	6,346
O19	Cal Poly	W	17-0	10,071
O25	at Cal State LA	W	42-20	1,800
N2	at San Diego State	L	12-42	24,387
N9	Long Beach State	W	34-28	8,201
N16	Montana State	W	31-16	7,245
N23	Pacific	W	10-3	7,752

Camellia Bowl (Sacramento, Calif.)

D14	vs. Humboldt State	L	14-29	7,000
-----	--------------------	---	-------	-------

1969**Record: 6-4-0****Home: 4-1-0 | Away: 2-3-0****Head Coach: Darryl Rogers**

Date	Opponent	Result	Score	Attend
S20	Cal Poly Pomona	W	27-7	7,874
S27	at Montana State	W	28-20	
O4	at Pacific	L	21-40	
O11	at CS Northridge	W	38-14	
O18	at Cal Poly	L	17-21	
O25	Cal State LA	W	24-0	9,303
N1	San Diego State	L	20-48	9,501
N8	at Long Beach State	L	7-37	
N15	Northern Arizona	W	27-18	6,341
N22	Portland State	W	28-22	5,371

1970**Record: 8-4-0****Home: 5-2-0 | Away: 3-2-0****Head Coach: Darryl Rogers**

Date	Opponent	Result	Score	Attend
S12	Hayward State	W	28-12	7,581
S19	at UC Santa Barbara	W	25-10	
S26	Montana State	L	12-26	9,044
O3	Pacific	W	34-14	8,486
O10	CS Northridge	W	21-7	6,522
O17	Cal Poly	W	23-17	12,297
O24	Cal State LA	W	51-6	7,956
O31	at San Diego State	L	14-56	
N7	Long Beach State	L	14-50	
N14	at Northern Arizona	W	40-7	
N21	at San Jose State	W	27-19	
N28	at Hawai'i	L	0-49	

1971**Record: 6-5-0****Home: 5-1-0 | Away: 1-3-0 | Bowl: 0-1-0****Head Coach: Darryl Rogers**

Date	Opponent	Result	Score	Attend
S11	Hayward State	L	14-18	8,769
S18	San Jose State	W	14-7	8,526
S25	at Montana State	L	28-37	
O2	Hawai'i	W	19-8	9,441
O16	at Cal Poly	W	13-10	
O23	Cal State LA	W	47-7	7,723
O30	San Diego State	W	17-10	11,140
N5	at Long Beach State	L	13-30	
N13	CS Northridge	W	23-7	5,457
N20	at Pacific	L	13-14	

Mercy Bowl II (Anaheim, Calif.)

D11	CS Fullerton	L	14-17	16,854
-----	--------------	---	-------	--------

1972**Record: 6-4-1****Home: 3-3-1 | Away: 3-1-0****Head Coach: Darryl Rogers**

Date	Opponent	Result	Score	Attend
S9	Sacramento State	W	24-7	7,012
S16	Western Michigan	W	41-14	7,992
S23	at New Mexico State	W	49-17	
S30	at San Jose State	W	23-21	
O7	Pacific	L	0-17	14,071
O14	Cal Poly	T	24-24	13,334
O21	Cal State LA	W	31-0	8,104
O28	at San Diego State	L	14-21	
N4	Long Beach State	L	16-21	9,049
N11	at Northern Illinois	W	9-6	
N18	Montana State	L	6-10	5,278

1973**Record: 2-9-0****Home: 1-5-0 | Away: 1-4-0****Head Coach: JR Boone**

Date	Opponent	Result	Score	Attend
S8	Cal Poly Pomona	L	9-17	8,223
S15	San Jose State	L	6-24	8,851
S22	Hawai'i	L	10-13	8,416
S29	at Montana State	L	6-38	
O6	Northern Illinois	L	15-24	6,496
O13	at Wichita State	L	13-18	
O19	at Long Beach State	W	15-14	
O27	at Cal Poly	L	14-28	
N10	at Pacific	L	0-42	
N17	San Diego State	L	6-41	5,160
N24	CS Northridge	W	54-24	3,941

1974**Record: 5-7-0****Home: 2-4-0 | Away: 3-3-0****Head Coach: JR Boone**

Date	Opponent	Result	Score	Attend
S7	Cal Poly Pomona	L	12-13	7,527
S14	at San Jose State	L	7-28	
S21	Montana State	L	7-14	8,786
S28	Cal Poly	L	13-17	10,417
O5	at New Mexico State	W	9-7	
O12	at San Diego State	L	21-24	
O19	Pacific	W	37-21	9,082
O26	at CS Fullerton	W	48-21	
N2	at CS Northridge	W	41-0	
N9	Long Beach State	L	24-28	8,640
N15	Wichita State	W	24-12	5,878
N23	at Hawai'i	L	7-21	

1975**Record: 3-8-0****Home: 2-3-0 | Away: 1-5-0****Head Coach: JR Boone**

Date	Opponent	Result	Score	Attend
S6	CS Fullerton	W	49-7	9,325
S13	at New Mexico	L	0-29	
S20	CS Northridge	L	7-13	8,528
S27	at Montana State	W	34-17	
O4	at Cal Poly	L	7-24	
O11	San Diego State	L	0-29	9,326
O18	at Long Beach State	L	17-47	
O25	at Pacific	L	28-45	
N1	San Jose State	L	7-21	6,979
N8	at Wichita State	L	11-28	
N15	Cal State LA	W	59-14	5,354

1976**Record: 5-6-0****Home: 5-1-0 | Away: 0-5-0****Head Coach: Jim Sweeney**

Date	Opponent	Result	Score	Attend
S11	at Louisiana Lafayette	L	14-41	22,890
S18	at San Diego State	L	3-7	40,768
S25	Montana State	W	24-10	11,500
O2	CS Fullerton	W	31-12	11,500
O9	at Wichita State	L	24-30	12,609
O16	Cal Poly	L	15-17	12,650
O23	at San Jose State	L	7-21	16,500
O30	Pacific	W	35-7	10,200
N6	Long Beach State	W	23-0	11,100
N13	New Mexico State	W	44-0	8,279
N20	at Santa Clara	L	17-20	

1977**Record: 9-2-0 (4-0 PCAA, 1st)****Home: 4-0-0 | Away: 5-2-0****Head Coach: Jim Sweeney****Pacific Coast Athletic Association Champions**

Date	Opponent	Result	Score	Attend
S6	at Louisiana Lafayette	L	13-34	24,600
S17	Boise State	W	42-7	10,857
S24	at Montana State	L	14-24	10,100
O1	at Cal Poly	W	52-3	8,322
O8	San Diego State	W	34-14	14,114
O15	^at Pacific	W	24-10	13,740
O22	^San Jose State	W	45-24	16,051
O29	Idaho State	W	28-7	12,761
N5	^at Long Beach State	W	23-14	5,951
N11	^at CS Fullerton	W	44-19	5,250
N19	Santa Clara	W	35-7	12,438

Total Att.: 134,094 | Avg.: 12,190**Home Att.: 66,131 | Avg.: 13,226****1978****Record: 3-8-0 (1-4 PCAA, Tied 5th)****Home: 2-4-0 | Away: 1-4-0****Head Coach: Bob Padilla**

Date	Opponent	Result	Score	Attend
S9	at McNeese State	L	16-21	14,125
S16	Weber State	W	55-14	11,373
S23	^at Utah State	L	22-45	15,507
S30	Cal Poly	L	12-24	12,287
O7	at San Diego State	L	14-31	42,424
O14	^Pacific	L	7-27	8,279
O21	^at San Jose State	L	16-26	11,410
O28	^CS Fullerton	L	8-37	7,928
N4	^Long Beach State	W	42-41	8,963
N11	Montana State	L	14-35	7,258
N18	at Idaho	W	41-28	5,500

Total Att.: 145,054 | Avg.: 13,187**Home Att.: 56,088 | Avg.: 9,348****1979****Record: 4-7-0 (2-3 PCAA, 4th)****Home: 2-4-0 | Away: 2-3-0****Head Coach: Bob Padilla**

Date	Opponent	Result	Score	Attend
S8	Idaho	W	30-10	11,148
S15	at Montana State	W	22-20	8,143
S22	San Diego State	L	23-32	15,235
S29	at Washington	L	14-49	42,459
O6	at Cal Poly	L	0-26	8,680
O13	^San Jose State	L	22-35	11,789
O20	^at Long Beach State	L	14-24	5,844
O27	^at Pacific	W	33-10	25,300
N3	UNLV	L	28-31	8,143
N10	^CS Fullerton	W	28-24	8,357
N24	^Utah State	L	31-41	9,092

Total Att.: 154,190 | Avg.: 14,017**Home Att.: 63,164 | Avg.: 10,627**

YEAR-BY-YEAR RESULTS

1980

Record: 5-6-0 (1-4 PCAA, Tied 4th)

Home: 4-2-0 | Away: 1-4-0

Head Coach: Jim Sweeney

Date	Opponent	Result	Score	Attend
S6	^at CS Fullerton	L	25-39	7,282
S13	at UNLV	L	6-35	19,085
S20	Louisiana Lafayette	W	16-14	12,283
S27	at Utah	L	12-27	25,358
O4	Cal Poly	W	31-25	15,221
O11	^at San Jose State	L	14-26	14,120
O18	^Pacific	W	27-3	12,782
O25	^Utah State	L	0-14	10,482
N11	^Long Beach State	L	9-34	8,228
N18	at Southern Illinois	W	31-14	9,800
N25	Montana State	W	21-14	25,684
Total Att.: 160,325 Avg.: 14,575				
Home Att.: 84,680 Avg.: 14,113				

1981

Record: 5-6-0 (2-3 PCAA, Tied 3rd)

Home: 2-3-0 | Away: 3-3-0

Head Coach: Jim Sweeney

Date	Opponent	Result	Score	Attend
S5	Oregon	W	23-16	28,697
S12	at Oregon State	L	28-31	28,000
S19	at Montana State	L	26-30	7,127
O3	^San Jose State	L	33-65	25,617
O10	^CS Fullerton	L	10-13	20,348
O17	Southern Illinois	L	18-24	16,385
O24	^at Pacific	W	30-27	13,500
O31	^at Utah State	L	0-20	13,086
N7	UNLV	W	42-26	16,241
N14	^at Long Beach State	W	31-30	5,077
N21	at Arizona	W	23-17	38,107
Total Att.: 212,185 Avg.: 19,290				
Home Att.: 107,288 Avg.: 21,458				

1982

Record: 11-1-0 (6-0 PCAA, 1st)

Home: 7-0-0 | Away: 3-1-0 | Bowl: 1-0-0

Head Coach: Jim Sweeney

Pacific Coast Athletic Association Champions

Date	Opponent	Result	Score	Attend
S11	Cal Poly	W	26-6	26,274
S18	at Oregon	W	10-4	19,836
S25	Weber State	W	25-9	26,892
O2	^Utah State	W	31-6	25,174
O9	^Pacific	W	49-30	25,574
O16	at Nevada	L	26-40	9,077
O23	^at San Jose State	W	39-27	21,302
O30	^Long Beach State	W	40-22	24,333
N6	^CS Fullerton	W	31-14	22,620
N13	Montana State	W	45-14	18,024
N20	^at UNLV	W	30-28	15,528

Cal Bowl II (Fresno, Calif.)

D18 Bowling Green W 29-28 30,000

Total Att.: 264,634 | Avg.: 22,053

Home Att.: 198,891 | Avg.: 24,861

1983

Record: 6-5-0 (2-4 PCAA, 6th)

Home: 3-4-0 | Away: 3-1-0

Head Coach: Jim Sweeney

Date	Opponent	Result	Score	Attend
S10	Bowling Green	L	27-35	30,000
S17	Nevada	W	24-22	27,705
S24	^at Pacific	W	34-14	16,234
O1	^at Utah State	L	12-20	10,179
O8	^San Jose State	L	23-41	35,000
O15	at Montana State	W	31-12	6,467
O22	^CS Fullerton	L	17-18	26,903
O29	Cal Poly	W	30-7	25,712
N5	^UNLV	L	7-20	24,054
N12	^at Long Beach State	W	7-3	2,017
N19	Northern Arizona	W	30-22	20,527
Total Att.: 219,798 Avg.: 19,982				
Home Att.: 184,901 Avg.: 26,414				

1984

Record: 6-6-0 (3-4 PCAA, Tied 4th)

Home: 4-2-0 | Away: 2-4-0

Head Coach: Jim Sweeney

Date	Opponent	Result	Score	Attend
S1	at Arizona	W	27-22	43,477
S8	at Boise State	W	37-21	19,252
S15	Cal Poly	W	14-0	30,991
S22	^Long Beach State	W	20-17	31,162
S29	^New Mexico State	W	53-24	32,952
O6	at Hawai'i	L	15-27	41,999
O20	^Utah State	W	43-18	31,463
O27	^at San Jose State	L	17-18	17,047
N3	^at CS Fullerton	L	17-20	12,121
N10	^Pacific	L	6-24	24,684
N17	Montana State	L	31-35	24,088
N24	^at UNLV	L	13-27	12,155

Total Att.: 321,391 | Avg.: 26,783

Home Att.: 175,340 | Avg.: 29,223

1985

Record: 11-0-1 (7-0 PCAA, 1st)

Home: 5-0-1 | Away: 5-0-0 | Bowl: 1-0-0

Head Coach: Jim Sweeney

Pacific Coast Athletic Association Champions

Date	Opponent	Result	Score	Attend
S14	^UNLV	W	26-6	33,754
S21	at Oregon State	W	33-24	31,162
S28	Cal Poly	W	59-10	32,536
O5	Hawai'i	T	24-24	29,676
O12	^San Jose State	W	37-17	34,004
O19	^at New Mexico State	W	48-21	16,544
O26	^at Utah State	W	38-19	10,702
N2	^CS Fullerton	W	42-7	30,514
N9	^at Pacific	W	43-37	14,000
N16	^at Long Beach State	W	33-31	15,240
N21	Wichita State	W	47-6	30,904

Cal Bowl V (Fresno, Calif.)

D14 Bowling Green W 51-7 32,554

Total Att.: 311,590 | Avg.: 25,966

Home Att.: 223,942 | Avg.: 31,992

1986

Record: 9-2-0 (6-1 PCAA, 2nd)

Home: 8-0-0 | Away: 1-2-0

Head Coach: Jim Sweeney

Date	Opponent	Result	Score	Attend
S6	Montana State	W	55-2	34,512
S13	Oregon State	W	27-0	34,557
S27	Louisiana Tech	W	34-10	34,528
O4	^at San Jose State	L	41-45	28,158
O11	^New Mexico State	W	17-14	34,546
O18	^Pacific	W	10-9	34,551
O25	^Long Beach State	W	25-12	34,283
O30	^CS Fullerton	W	30-20	27,222
N6	^at UNLV	W	36-7	8,940
N15	at Hawai'i	L	13-24	40,487
N22	^Utah State	W	14-7	34,381

Total Att.: 346,165 | Avg.: 31,470

Home Att.: 268,580 | Avg.: 33,573

1987

Record: 6-5-0 (4-3 PCAA, Tied 2nd)

Home: 5-1-0 | Away: 1-4-0

Head Coach: Jim Sweeney

Date	Opponent	Result	Score	Attend
S5	at Washington State	L	24-41	22,971
S12	Western Illinois	W	20-17	34,325
S19	at UCLA	L	0-17	49,264
O1	^Long Beach State	W	30-7	32,215
O10	Southern Illinois	W	35-0	34,523
O17	^San Jose State	L	16-20	35,227
O24	^at Pacific	L	22-23	16,389
O31	^UNLV	W	45-10	31,595
N7	^CS Fullerton	W	21-17	33,522
N14	^at Utah State	L	13-17	8,281
N21	^at New Mexico State	W	34-10	2,621

Total Att.: 300,933 | Avg.: 27,358

Home Att.: 201,407 | Avg.: 33,568

1988

Record: 10-2-0 (7-0 Big West, 1st)

Home: 5-0-0 | Away: 4-2-0 | Bowl: 1-0-0

Head Coach: Jim Sweeney

Date	Opponent	Result	Score	Attend
S3	at New Mexico	W	68-21	18,061
S10	at Colorado	L	3-45	32,417
S17	^New Mexico State	W	41-0	34,459
S24	McNeese State	W	49-0	34,503
O1	at Oregon State	L	10-21	28,179
O8	^at CS Fullerton	W	23-10	5,108
O15	^Utah State	W	51-10	34,942
O29	^at San Jose State	W	17-15	21,367
N5	^Pacific	W	34-0	34,436
N12	^at UNLV	W	31-14	23,408
N19	^Long Beach State	W	31-3	32,774

Cal Bowl VIII (Fresno, Calif.)

D10 Western Michigan W 35-30 31,272

Total Att.: 330,926 | Avg.: 27,577

Home Att.: 202,386 | Avg.: 33,731

1989

Record: 11-1-0 (7-0 Big West, 1st)

Home: 7-0-0 | Away: 3-1-0 | Bowl: 1-0-0

Head Coach: Jim Sweeney

Big West Conference Champions

Date	Opponent	Result	Score	Attend
S2	Utah	W	52-22	34,926
S9	Montana	W	52-37	33,710
S16	^at Pacific	W	27-14	4,735
S23	^Long Beach State	W	52-0	35,102
O7	Oregon State	W	35-18	35,164
O14	^at Utah State	W	34-7	13,137
O21	^CS Fullerton	W	33-19	32,135
O28	^UNLV	W	31-17	32,302
N4	^San Jose State	W	31-30	35,353
N11	^at New Mexico State	W	45-5	4,826
N18	at New Mexico	L	22-45	12,668

Cal Bowl IX (Fresno, Calif.)

D9 Ball State W 27-6 31,610

Total Att.: 305,668 | Avg.: 25,472

Home Att.: 270,302 | Avg.: 33,788

1990

Record: 8-2-1 (5-1-1 Big West, Tied 2nd)

Home: 6-0-1 | Away: 2-2-0

Head Coach: Jim Sweeney

Date	Opponent	Result	Score	Attend
S1	Eastern Michigan	W	41-10	32,188
S8	New Mexico	W	24-17	34,097
S15	at Utah	W	31-7	29,023
S22	^New Mexico State	W	42-3	32,698
S29	^CS Fullerton	W	38-3	33,624
O6	at Northern Illinois	L	18-73	18,067
O13	^Utah State	T	24-24	33,519
O20	^Long Beach State	W	28-16	32,219
N3	^at UNLV	W	45-18	16,846
N10	^Pacific	W	48-17	31,821
N17	^at San Jose State	L	7-42	31,218

Total Att.: 325,320 | Avg.: 29,575

Home Att.: 230,166 | Avg.: 32,881

1991

Record: 10-2-0 (6-1 Big West, Tied 1st)

Home: 6-0-0 | Away: 4-1-0 | Bowl: 0-1-0

Head Coach: Jim Sweeney

Big West Conference Champions

Date	Opponent	Result	Score	Attend
S7	Northern Illinois	W	55-7	34,112
S14	at Washington State	W	34-30	20,647
S21	at Oregon State	W	24-20	22,047
O5	New Mexico	W	94-17	33,739
O12	^Long Beach State	W	42-14	33,083
O19	^at New Mexico State	W	42-28	11,287
O26	^UNLV	W	48-22	30,866
N2	^at Utah State	L	19-20	9,814
N9	^at Pacific	W	59-14	11,289
N16	^CS Fullerton	W	38-7	31,081
N23	^San Jose State	W	31-28	40,513

Cal Bowl XI (Fresno, Calif.)

D14 Bowling Green L 21-28 34,877

Total Att.: 313,355 | Avg.: 26,113

Home Att.: 238,271 | Avg.: 34,039

YEAR-BY-YEAR RESULTS

1992

Record: 9-4-0 (6-2 WAC, Tied 1st)

Home: 5-1-0 | Away: 3-3-0 | Bowl: 1-0-0

Head Coach: Jim Sweeney

Western Athletic Conference Co-Champions

Date	Opponent	Result	Score	Attend
S5	at Pacific	W	42-21	16,323
S12	at Oregon State	L	36-46	22,326
S19	^Colorado State	W	52-21	37,955
S26	Washington State	L	37-39	38,077
O3	Louisiana Tech	W	48-14	33,934
O10	^at BYU	L	24-36	65,396
O17	^at Hawai'i	L	45-47	39,823
O24	^New Mexico	W	31-28	32,743
O31	^Wyoming	W	42-31	31,088
N7	^Utah	W	41-15	37,555
N21	^at San Diego State	W	45-41	41,523
N28	^at UTEP	W	43-18	15,000

Freedom Bowl (Anaheim, Calif.)

D29 vs. USC W 24-7 58,546

Total Att.: 470,289 | Avg.: 36,176

Home Att.: 211,352 | Avg.: 35,225

1993

Record: 8-4-0 (6-2 WAC, Tied 1st)

Home: 6-0-0 | Away: 2-3-0 | Bowl: 0-1-0

Head Coach: Jim Sweeney

Western Athletic Conference Co-Champions

Date	Opponent	Result	Score	Attend
S4	at Baylor	L	39-42	36,690
S11	Oregon State	W	48-30	40,048
S18	^at New Mexico	W	41-24	25,812
S25	Utah State	W	30-14	41,031
O9	^at Colorado State	L	32-34	23,812
O16	^Air Force	W	33-20	41,031
O23	^at BYU	W	48-45	65,816
O30	^at Wyoming	L	28-32	16,895
N6	^UTEP	W	30-10	34,265
N13	^Hawai'i	W	45-21	39,808
N20	^San Diego State	W	63-37	41,031

Jeep Eagle Aloha Bowl (Honolulu, Hawai'i)

D25 vs. No. 17 Colorado L 30-41 44,009

Total Att.: 450,248 | Avg.: 37,521

Home Att.: 237,214 | Avg.: 39,536

1994

Record: 5-7-1 (3-4-1 WAC, 7th)

Home: 3-4-0 | Away: 2-2-1 | Neutral: 0-1-0

Head Coach: Jim Sweeney

Date	Opponent	Result	Score	Attend
A29	vs. No. 20 Ohio State ¹	L	10-34	28,513
S3	San Jose State	W	45-13	36,868
S10	at Washington State	L	3-24	24,107
S17	Oregon State	W	24-14	36,379
S24	^at Hawai'i	W	31-16	41,405
O8	^No. 22 BYU	L	30-32	41,031
O15	^Wyoming	W	38-24	35,708
O22	^at Air Force	L	7-42	39,065
O29	^New Mexico	L	32-49	33,641
N5	Nevada	L	35-62	32,328
N12	^at UTEP	T	30-30	15,328
N19	^No. 10 Colorado State	L	42-44	37,241
N26	^at San Diego State	W	49-42	23,344

¹ - Disneyland Pigskin Classic at the Florida Citrus Bowl (Orlando, Fla.)

Total Att.: 424,958 | Avg.: 32,689

Home Att.: 253,296 | Avg.: 36,171

1995

Record: 5-7-0 (2-6 WAC, Tied 7th)

Home: 4-2-0 | Away: 1-5-0

Head Coach: Jim Sweeney

Date	Opponent	Result	Score	Attend
S2	Louisiana-Monroe	W	31-17	33,155
S9	at California	W	25-24	36,500
S16	Pacific	W	56-24	34,152
S23	^at Utah	L	21-25	31,362
S30	at UCLA	L	21-45	44,499
O7	^New Mexico	W	51-34	33,544
O14	^at San Diego State	L	24-48	28,506
O28	^Air Force	L	20-31	36,147
N4	^at Hawai'i	L	37-42	31,228
N11	^UTEP	W	47-14	30,274
N18	^at Wyoming	L	10-38	13,661
N25	^BYU	L	28-45	33,719

Total Att.: 386,747 | Avg.: 32,229

Home Att.: 200,991 | Avg.: 33,499

1996

Record: 4-7 (3-5 WAC, Tied 5th Pacific Division)

Home: 3-3 | Away: 1-4

Head Coach: Jim Sweeney

Date	Opponent	Result	Score	Attend
A31	Oregon	L	27-30 ^{OT}	39,312
S7	at No. 18 Auburn	L	0-62	79,026
S21	^at Utah	L	17-45	32,539
S28	^Hawai'i	W	20-0	36,428
O12	^San Jose State	W	28-18	38,276
O19	^at Wyoming	L	21-42	14,446
O26	^at UNLV	W	34-23	11,319
N2	Boise State [†]	W	41-7	36,099
N9	^Colorado State	L	20-42	35,009
N16	^Air Force	L	38-44 ^{OT}	39,112
N23	^at San Diego State	L	21-31	32,107

[†] Jim Sweeney's 200th career victory

Total Att.: 393,673 | Avg.: 35,788

Home Att.: 224,236 | Avg.: 37,373

1997

Record: 6-6 (5-3 WAC, 3rd Pacific Division)

Home: 4-2 | Away: 2-4

Head Coach: Pat Hill

Date	Opponent	Result	Score	Attend
A30	Portland State	W	35-7	33,114
S6	Baylor	L	35-37	32,266
S13	at Oklahoma State	L	0-35	36,000
S20	at Oregon	L	40-43 ^{OT}	38,288
O2	^Utah	W	27-13	37,994
O11	^at Hawai'i	L	16-28	28,206
O18	^at No. 17 Air Force	W	20-17	45,597
O25	^UNLV	W	46-28	38,002
N1	^at San Jose State	W	53-12	18,753
N8	^at Colorado State	L	3-41	27,641
N15	^San Diego State	L	19-20	34,195
N22	^Wyoming	W	24-7	30,035

Total Att.: 400,091 | Avg.: 33,341

Home Att.: 205,606 | Avg.: 34,262

1998

Record: 5-6 (5-3 WAC, Tied 2nd Pacific Division)

Home: 4-1 | Away: 1-5

Head Coach: Pat Hill

Date	Opponent	Result	Score	Attend
S12	at No. 16 Colorado	L	21-29	42,623
S19	at Texas Tech	L	28-34	40,035
S26	Nevada	L	24-27	39,477
O3	^BYU	W	31-21	38,326
O10	^at TCU	L	10-21	28,013
O17	^at Utah	L	16-24	33,065
O24	^UTEP	W	32-6	39,881
O31	^at New Mexico	W	28-20	21,027
N7	^at San Diego State	L	0-10	22,497
N14	^Hawai'i	W	51-12	33,535
N21	^San Jose State	W	24-21	34,292

Total Att.: 372,771 | Avg.: 33,888

Home Att.: 185,511 | Avg.: 37,102

1999

Record: 8-5 (5-2 WAC, Tied 1st)

Home: 6-0 | Away: 2-4 | Bowl: 0-1

Head Coach: Pat Hill

Western Athletic Conference Co-Champions

Date	Opponent	Result	Score	Attend
S4	Portland State	W	34-6	34,977
S11	at Oregon State	L	23-46	30,339
S18	at No. 21 UCLA	L	21-35	42,649
S25	at Nevada	W	49-24	21,115
O2	^TCU	W	26-19 ^{OT}	37,112
O9	Colorado State	W	44-13	37,061
O14	^at SMU	L	14-24	8,211
O23	^UTEP	W	24-23 ^{OT}	36,405
O30	^at Tulsa	W	28-14	13,265
N6	^Rice	W	47-18	39,097
N13	^at Hawai'i	L	24-31 ^{2OT}	37,283
N20	^San Jose State	W	63-12	38,732

EA Sports Las Vegas Bowl (Las Vegas, Nev.)

D18 vs. Utah L 16-17 28,277

Total Att.: 404,473 | Avg.: 31,113

Home Att.: 223,384 | Avg.: 37,231

2000

Record: 7-5 (6-2 WAC, 2nd)

Home: 5-0 | Away: 2-4 | Bowl: 0-1

Head Coach: Pat Hill

Date	Opponent	Result	Score	Attend
S2	at No. 16 Ohio State	L	10-43	96,583
S9	at No. 16 UCLA	L	21-24	45,605
S23	California	W	17-3	42,285
O5	^at Rice	W	27-24	10,384
O14	^Nevada	W	58-21	41,128
O21	^at UTEP	L	13-23	50,085
O28	^Tulsa	W	34-12	41,088
N4	^Hawai'i	W	45-27	42,160
N11	^at TCU	L	7-24	29,116
N18	^SMU	W	14-7	40,184
N25	^at San Jose State	W	37-6	17,590

Silicon Valley Football Classic I (San Jose, Calif.)

D31 vs. Air Force L 34-37 26,542

Total Att.: 482,750 | Avg.: 40,229

Home Att.: 206,845 | Avg.: 41,369

2001

Record: 11-3 (6-2 WAC, Tied 2nd)

Home: 5-1 | Away: 6-1 | Bowl: 0-1

Head Coach: Pat Hill

Date	Opponent	Result	Score	Attend
A26	at Colorado	W	24-22	47,762
S2	No. 10 Oregon State	W	44-24	42,410
S8	at No. 23 Wisconsin	W	32-20	78,506
S22	^at Tulsa	W	37-18	31,087
S29	^Louisiana Tech	W	38-28	42,881
O13	at Colorado State	W	25-22 ^{OT}	31,580
O19	^Boise State	L	30-35	42,881
O26	^at Hawai'i	L	34-38	37,900
N3	^Rice	W	52-24	42,881
N10	^at SMU	W	38-13	16,731
N17	^at Nevada	W	61-14	18,412
N23	^San Jose State	W	40-21	42,881
D1	Utah State	W	70-21	42,881

Silicon Valley Football Classic II (San Jose, Calif.)

D31 vs. Michigan State L 35-44 30,456

Total Att.: 518,793 | Avg.: 39,907

Home Att.: 256,815 | Avg.: *42,802

2002

Record: 9-5 (6-2 WAC, 3rd)

Home: 5-1 | Away: 3-4 | Bowl: 1-0

Head Coach: Pat Hill

Date	Opponent	Result	Score	Attend
A23	at No. 25 Wisconsin	L	21-23	75,136
A29	San Diego State	W	16-14	39,111
S7	at No. 13 Oregon	L	24-28	56,357
S21	at Oregon State	L	19-49	36,457
S28	^at Rice	W	31-28	18,143
O4	Colorado State	W	32-30	38,336
O12	^SMU	W	30-7	41,031
O18	^at Boise State	L	21-67	30,924
O25	^Hawai'i	L	21-31	37,615
N9	^Tulsa	W	31-12	37,841
N16	^Nevada	W	38-30	40,866
N23	^at San Jose State	W	19-16	14,134
D5	^at Louisiana Tech	W	45-13	17,810

Silicon Valley Football Classic III (San Jose, Calif.)

D31 vs. Georgia Tech W 30-21 10,132

Total Att.: 483,761 | Avg.: 34,554

Home Att.: 234,800 | Avg.: 39,133

YEAR-BY-YEAR RESULTS

2003

Record: 9-5 (6-2 WAC, Tied 2nd)

Home: 5-1 | Away: 3-4 | Bowl: 1-0

Head Coach: Pat Hill

Date	Opponent	Result	Score	Attend
A30	at No. 12 Tennessee	L	6-24	103,860
S5	Oregon State	W	16-14	35,553
S13	at No. 1 Oklahoma	L	28-52	83,091
S20	^Louisiana Tech	W	16-6	38,093
S27	Portland State	W	42-16	39,805
O4	at Colorado State	L	10-34	32,620
O11	^at Hawai'i	L	28-55	41,153
O25	^Rice	W	31-28	39,462
N1	^at SMU	W	20-11	14,014
N8	^at Nevada	W	27-10	17,837
N15	^San Jose State	W	41-7	39,453
N21	^No. 20 Boise State	L	17-31	39,252
N29	^at UTEP	W	23-20	15,101
Silicon Valley Football Classic IV (San Jose, Calif.)				
D30	vs. UCLA	W	17-9	20,126
Total Att.: *539,294 Avg.: 38,521				
Home Att.: 231,618 Avg.: 38,603				

2004

Record: 9-3 (5-3 WAC, Tied 3rd)

Home: 4-1 | Away: 4-2 | Bowl: 1-0

Head Coach: Pat Hill

Date	Opponent	Result	Score	Attend
S5	at Washington	W	35-16	65,345
S11	at No. 13 Kansas State	W	45-21	46,468
S18	Portland State	W	27-17	42,662
O2	^at Louisiana Tech	L	21-28	18,330
O9	^UTEP	L	21-24	40,407
O23	^at No. 16 Boise State	L	16-33	30,623
O30	^SMU	W	42-0	37,604
N6	^at Rice	W	52-21	18,407
N12	^Hawai'i	W	70-14	38,956
N20	^Nevada	W	54-17	39,256
N27	^at San Jose State	W	62-28	28,867
MPC Computers Bowl (Boise, Idaho)				
D27	vs. No. 18 Virginia	W	37-34 ^{OT}	28,516
Total Att.: 406,925 Avg.: 33,910				
Home Att.: 198,885 Avg.: 39,777				

2005

Record: 8-5 (6-2 WAC, Tied 2nd)

Home: 5-1 | Away: 3-3 | Bowl: 0-1

Head Coach: Pat Hill

Date	Opponent	Result	Score	Attend
S10	Weber State	W	55-17	38,156
S17	at Oregon	L	34-37	58,201
S27	Toledo	W	44-14	34,637
O8	^at New Mexico State	W	37-7	8,312
O15	^Utah State	W	53-21	42,701
O22	^at Idaho	W	40-10	15,047
O29	^at Hawai'i	W	27-13	28,196
N5	^San Jose State	W	45-7	41,039
N10	^Boise State	W	27-7	42,781
N19	at No. 1 USC	L	42-50	90,007
N26	^at Nevada	L	35-38	17,765
D2	^Louisiana Tech	L	28-40	36,525
AutoZone Liberty Bowl (Memphis, Tenn.)				
D31	vs. Tulsa	L	24-31	54,894
Total Att.: 508,261 Avg.: 39,097				
Home Att.: 235,839 Avg.: 39,306				

2006

Record: 4-8 (4-4 WAC, 4th)

Home: 3-3 | Away: 1-5

Head Coach: Pat Hill

Date	Opponent	Result	Score	Attend
S1	^Nevada	W	28-19	39,269
S9	No. 20 Oregon	L	24-31	42,281
S16	at Washington	L	20-21	57,012
S30	Colorado State	L	23-35	42,012
O7	^at Utah State	L	12-13	10,701
O14	^Hawai'i	L	37-68	39,122
O21	at No. 14 LSU	L	6-38	91,833
N1	^at No. 14 Boise State	L	21-45	30,604
N11	^New Mexico State	W	23-18	33,241
N18	^Idaho	W	34-0	35,382
N24	^at Louisiana Tech	W	34-27	11,086
D2	^at San Jose State	L	14-24	22,235
Total Att.: 454,778 Avg.: 37,898				
Home Att.: 231,307 Avg.: 38,552				

2007

Record: 9-4 (6-2 WAC, 3rd)

Home: 5-1 | Away: 3-3 | Bowl: 1-0

Head Coach: Pat Hill

Date	Opponent	Result	Score	Attend
S1	Sacramento State	W	24-3	35,963
S8	at No. 23 Texas A&M	L	45-47 ^{OT}	75,922
S15	at Oregon	L	21-52	58,525
S29	^Louisiana Tech	W	17-6	38,104
O6	^at Nevada	W	49-41	18,503
O13	^at Idaho	W	37-24	14,205
O20	^San Jose State	W	30-0	35,494
O26	^Boise State	L	21-34	40,607
N3	^Utah State	W	38-27	32,904
N10	^at No. 14 Hawai'i	L	30-37	49,047
N24	Kansas State	W	45-29	34,671
N30	^at New Mexico State	W	30-23	6,937

Roady's Humanitarian Bowl (Boise, Idaho)

D31	vs. Georgia Tech	W	40-28	27,062
Total Att.: 467,944 Avg.: 35,995				
Home Att.: 217,743 Avg.: 36,290				

2008

Record: 7-6 (4-4 WAC, Tied 3rd)

Home: 2-3 | Away: 5-2 | Bowl: 0-1

Head Coach: Pat Hill

Date	Opponent	Result	Score	Attend
S1	at Rutgers	W	24-7	42,508
S13	No. 10 Wisconsin	L	10-13	42,387
S20	at Toledo	W	55-54 ^{OT}	20,096
S27	at UCLA	W	36-31	73,963
O4	^Hawai'i	L	29-32 ^{OT}	40,572
O11	^Idaho	W	45-32	37,015
O25	^at Utah State	W	30-28	14,071
N1	^at Louisiana Tech	L	35-38	20,300
N7	^Nevada	L	28-41	33,207
N15	^New Mexico State	W	24-17	36,137
N21	^at San Jose State	W	24-10	24,384
N28	^at No. 8 Boise State	L	10-61	32,412

New Mexico Bowl (Albuquerque, N.M.)

D20	vs. Colorado State	L	35-40	24,735
Total Att.: 417,052 Avg.: 32,080				
Home Att.: 189,318 Avg.: 37,864				

2009

Record: 8-5 (6-2 WAC, 3rd)

Home: 4-1 | Away: 4-3 | Bowl: 0-1

Head Coach: Pat Hill

Date	Opponent	Result	Score	Attend
S5	UC Davis	W	51-0	37,267
S12	at Wisconsin	L	31-34 ^{OT}	80,353
S18	^No. 10 Boise State	L	34-51	35,637
S26	at No. 14 Cincinnati	L	20-28	32,910
O10	^at Hawai'i	W	42-17	38,556
O17	^San Jose State	W	41-21	35,495
O24	^at New Mexico State	W	34-3	18,893
O31	^Utah State	W	31-27	27,721
N7	^at Idaho	W	31-21	12,418
N14	^at Nevada	L	14-52	19,331
N21	^Louisiana Tech	W	30-28	31,769
D5	at Illinois	W	53-52	48,538

New Mexico Bowl (Albuquerque, N.M.)

D19	vs. Wyoming	L	28-35 ^{OT}	24,898
Total Att.: 418,888 Avg.: 32,222				
Home Att.: 167,889 Avg.: 33,578				

2010

Record: 8-5 (5-3 WAC, 2nd)

Home: 5-2 | Away: 3-2 | Bowl: 0-1

Head Coach: Pat Hill

Date	Opponent	Result	Score	Attend
S4	Cincinnati	W	28-14	37,238
S18	^at Utah State	W	41-24	19,059
S25	at Mississippi	L	38-55	55,267
O2	Cal Poly	W	38-17	37,069
O9	^Hawai'i	L	27-49	38,494
O16	^New Mexico State	W	33-10	32,334
O23	^at San Jose State	W	33-18	11,314
N6	^at Louisiana Tech	W	40-34	17,057
N13	^No. 21 Nevada	L	34-35	37,116
N19	^at No. 3 Boise State	L	0-51	33,454
N27	^Idaho	W	23-20	25,965
D3	Illinois	W	25-23	30,625

uDrove Humanitarian Bowl (Boise, Idaho)

D18	vs. Northern Illinois	L	17-40	25,449
Total Att.: 374,991 Avg.: 28,846				
Home Att.: 238,841 Avg.: 34,120				

2011

Record: 4-9 (3-4 WAC, Tied 4th)

Home: 2-4 | Away: 2-4 | Neutral: 0-1

Head Coach: Pat Hill

Date	Opponent	Result	Score	Attend
S3	vs. Cal%	L	21-36	31,563
S10	at No. 10 Nebraska	L	29-42	85,101
S17	North Dakota	W	27-22	27,542
S24	^at Idaho	W	48-24	15,110
O1	Mississippi	L	28-38	32,063
O7	No. 5 Boise State	L	7-57	33,871
O15	^Utah State	W	31-21	28,854
O22	^at Nevada	L	38-45	15,113
N5	^Louisiana Tech	L	21-41	27,965
N12	^at New Mexico State	L	45-48	14,227
N19	^at Hawai'i	W	24-21	28,907
N26	^San Jose State	L	24-27	25,492
D3	at San Diego State	L	28-35	32,790

% - At Candlestick Park (San Francisco, Calif.)

Total Att.: 398,598 | Avg.: 30,661

Home Att.: 175,787 | Avg.: 29,298

2012

Record: 9-4 (7-1 MW, Tied 1st)

Home: 6-0 | Away: 3-3 | Bowl: 0-1

Head Coach: Tim DeRuyter

Date	Opponent	Result	Score	Attend
S1	Weber State	W	37-10	27,663
S8	at No. 4 Oregon	L	25-42	55,755
S15	Colorado	W	69-14	27,513
S22	at Tulsa	L	26-27	24,236
S29	^San Diego State	W	52-40	33,894
O6	^at Colorado State	W	28-7	25,814
O13	^at No. 22 Boise State	L	10-20	35,742
O20	^Wyoming	W	42-14	29,423
O27	^at New Mexico	W	49-32	19,856
N3	^Hawai'i	W	45-10	30,755
N10	^at Nevada	W	52-36	22,104
N24	^Air Force	W	48-15	36,240

Sheraton Hawai'i Bowl (Honolulu, Hawai'i)

D24	vs. SMU	L	10-43	30,024
Total Att.: 399,019 Avg.: 30,694				
Home Att.: 185,488 Avg.: 30,915				

2013

Record: 11-2 (7-1 MW, 1st)

Home: 7-0 | Away: 4-1 | Bowl: 0-1

Head Coach: Tim DeRuyter

Date	Opponent	Result	Score	Attend
A29	Rutgers	W	52-51 ^{OT}	33,098
S7	Cal Poly	W	41-25	33,260
S14	at Colorado	Canceled-Flooding		
S20	^Boise State	W	41-40	41,031
S28	^at Hawai'i	W	42-37	28,755
O5	at Idaho	W	61-14	14,747
O19	^UNLV	W	38-14	37,604
O26	^at San Diego State	W	35-28 ^{OT}	32,707
N2	^Nevada	W	41-23	41,031
N9	^at Wyoming	W	48-10	15,700
N23	^New Mexico	W	69-28	41,031
N29	^at San Jose State	L	52-62	23,574

Mountain West Championship Game (Fresno, Calif.)

D7	Utah State	W	24-17	31,362
----	------------	---	-------	--------

Royal Purple Las Vegas Bowl (Las Vegas, Nev.)

D21	vs. USC	L	20-45	42,178
Total Att.: 416,078 Avg.: 32,006				
Home Att.: *258,417 Avg.: 36,917				

YEAR-BY-YEAR RESULTS

2014

Record: 6-8 (5-3 MW, 1st West Division)

Home: 4-2 | Away: 2-5 | Bowl: 0-1

Head Coach Tim DeRuyter

Date	Opponent	Result	Score	Attend
A30	at No. 15 USC	L	52-13	76,037
S6	at Utah	L	59-27	45,864
S13	No. 21 Nebraska	L	55-19	41,031
S20	Southern Utah	W	56-16	32,645
S26	^at New Mexico	W	35-24	21,005
O3	^San Diego State	W	24-13	33,928
O10	^at UNLV	L	30-27 ^{OT}	15,398
O17	^at Boise State	L	37-27	35,008
N1	^Wyoming	L	45-17	32,164
N8	^San Jose State	W	38-24	36,909
N22	^at Nevada	W	40-20	21,446
N29	^Hawai'i	W	28-21	32,580

Mountain West Championship Game (Boise, Idaho)

D7 at No. 22 Boise State L 28-14 26,101

Hawai'i Bowl (Honolulu, Hawai'i)

D24 vs. Rice L 30-6 25,365

Total Att.: 475,481 | Avg.: 33,963

Home Att.: 209,257 | Avg.: 34,876

2015

Record: 3-9 (2-6, T-4th West Division)

Home: 2-4 | Away: 1-5

Head Coach Tim DeRuyter

Date	Opponent	Result	Score	Attend
S3	Abilene Christian	W	34-13	32,547
S12	at No. 14 Mississippi	L	21-73	60,302
S19	No. 21 Utah	L	24-45	33,675
S26	^at San Jose State	L	23-49	17,264
O3	^at San Diego State	L	7-21	29,996
O10	^Utah State	L	14-56	30,540
O16	^UNLV	W	31-28	25,604
O24	^at Air Force	L	14-42	20,213
N5	^Nevada	L	16-30	25,476
N14	^at Hawai'i	W	42-14	21,485
N21	at BYU	L	10-52	57,515
N28	^Colorado State	L	31-34	26,375

Total Att.: 380,992 | Avg.: 31,749

Home Att.: 174,217 | Avg.: 29,036

2016

Record: 1-11 (2-6, 6th West Division)

Home: 1-5 | Away: 0-6

Head Coach Tim DeRuyter

Interim Coach: Eric Kiesau (4 games)

Date	Opponent	Result	Score	Attend
S3	at Nebraska	L	43-10	90,013
S10	Sacramento State	W	31-3	31,817
S17	at Toledo	L	52-17	19,379
S24	Tulsa	L	48-41	23,273
O1	^at UNLV	L	45-20	17,811
O8	^at Nevada	L	27-22	22,411
O14	^San Diego State	L	17-3	24,731
O22	^at Utah State	L	38-20	15,067
O28	^Air Force	L	31-21	25,197
N5	^at Colorado State	L	37-0	23,187
N19	^Hawai'i	L	14-13	26,951
N26	^San Jose State	L	16-14	20,991

Total Att.: 340,898 | Avg.: 28,402

Home Att.: 152,960 | Avg.: 25,493

2017

Record: 10-4 (7-1, 1st West Division)

Home: 5-1 | Away: 4-3 | Bowl: 1-0

Head Coach Jeff Tedford

Date	Opponent	Result	Score	Attend
S2	Incarnate Word	W	66-0	39,447
S9	at No. 4 Alabama	L	41-10	101,127
S16	at No. 12 Washington	L	48-16	68,384
S30	^Nevada	W	41-21	27,434
O7	^at San Jose State	W	27-10	18,483
O14	^New Mexico	W	38-0	28,090
O21	^at San Diego State	W	27-3	43,243
O28	^UNLV	L	26-16	27,922
N4	BYU	W	20-13	29,370
N11	^at Hawai'i	W	31-21	21,357
N18	^at Wyoming	W	13-7	15,440
N25	^No. 23 Boise State	W	28-17	31,526

Mountain West Championship Game (Boise, Idaho)

D2 at Boise State L 17-14 24,515

Hawai'i Bowl (Honolulu, Hawai'i)

D24 vs. Houston W 33-27 20,546

Total Att.: 476,338 | Avg.: 34,024

Home Att.: 183,789 | Avg.: 30,632

+ Indicates forfeit (does not alter record)

^ Indicates conference game

* School Record



YEAR-BY-YEAR MOUNTAIN WEST STANDINGS



YEAR-BY-YEAR

MW CHAMPIONS

2017: Boise State

2016: San Diego State

2015: San Diego State

2014: Boise State

2013: Fresno State*

2012: Fresno State,
San Diego State, Boise
State*(Fresno State joined in 2012)*

2011: TCU

2010: TCU

2009: TCU

2008: Utah

2007: BYU

2006: BYU

2005: TCU

2004: Utah

2003: Utah

2002: Colorado State

2001: BYU

2000: Colorado State

1999: Colorado State, Utah,

BYU

*Fresno State won first annual
Mountain West Championship
Game

2017 FINAL MOUNTAIN WEST STANDINGS: MOUNTAIN DIVISION

Team (Coaches/AP)	MW	Pct.	Pts.	Opp.	H	A	Overall	Pct.	Pts.	Opp.	H	A	N
Boise State*! (22/22)	7-1	.875	285	169	4-0	3-1	11-3	.786	455	320	6-1	4-2	1-0
Wyoming	5-3	.625	180	131	3-1	2-2	8-5	.615	305	228	5-2	2-3	1-0
Colorado State	5-3	.625	284	235	2-2	3-1	7-6	.538	434	361	4-2	3-2	0-2
Air Force	4-4	.500	257	291	2-2	2-2	5-7	.417	377	389	3-3	2-4	0-0
Utah State	4-4	.500	261	182	1-3	3-1	6-7	.462	392	350	3-3	3-3	0-1
New Mexico	1-7	.125	152	270	1-3	0-4	3-9	.250	248	382	2-4	1-5	0-0

2017 FINAL MOUNTAIN WEST STANDINGS: WEST DIVISION

Team (Coaches/AP)	MW	Pct.	Pts.	Opp.	H	A	Overall	Pct.	Pts.	Opp.	H	A	N
Fresno State* (RV/RV)	7-1	.875	221	105	3-1	4-0	10-4	.714	380	251	5-1	4-3	1-0
San Diego State (RV/RV)	6-2	.750	243	139	2-2	4-0	10-3	.769	400	263	5-2	5-0	0-1
UNLV	4-4	.500	220	237	2-2	2-2	5-7	.417	346	381	2-4	3-3	0-0
Nevada	3-5	.375	259	264	3-1	0-4	3-9	.250	338	407	3-3	0-6	0-0
Hawai'i	1-7	.125	151	268	1-3	0-4	3-9	.250	273	407	2-4	1-5	0-0
San Jose State	1-7	.125	114	336	1-3	0-4	2-11	.154	206	542	2-4	0-7	0-0

2016 FINAL MOUNTAIN WEST STANDINGS: MOUNTAIN DIVISION

Team (Coaches/AP)	MW	Pct.	Pts.	Opp.	H	A	Overall	Pct.	Pts.	Opp.	H	A	N
Boise State (RV/RV)	6-2	.750	285	183	4-0	2-2	10-3	.769	439	303	6-0	4-2	0-1
New Mexico	6-2	.750	288	282	3-1	2-1	9-4	.692	477	409	6-1	2-3	1-0
Wyoming*	6-2	.750	332	291	4-0	2-2	8-6	.571	503	477	6-1	2-4	0-1
Air Force (RV/RV)	5-3	.625	268	259	2-1	3-2	10-3	.769	457	351	5-1	4-1	1-1
Colorado State	5-3	.625	311	214	3-1	2-2	7-6	.538	462	392	5-1	2-3	0-2
Utah State	1-7	.125	191	246	1-3	0-4	3-9	.250	287	352	3-3	0-6	0-0

2016 FINAL MOUNTAIN WEST STANDINGS: WEST DIVISION

Team (Coaches/AP)	MW	Pct.	Pts.	Opp.	H	A	Overall	Pct.	Pts.	Opp.	H	A	N
San Diego State*! (25/25)	6-2	.750	290	139	3-1	3-1	11-3	.786	493	283	5-1	5-2	1-0
Hawai'i	4-4	.500	195	250	1-3	3-1	7-7	.500	396	518	4-3	3-3	0-1
Nevada	3-5	.375	213	244	2-2	1-3	5-7	.416	305	348	4-2	1-5	0-0
UNLV	3-5	.375	246	309	2-2	1-3	4-8	.333	358	441	3-3	1-5	0-0
San Jose State	3-5	.375	190	258	2-2	0-4	4-8	.333	293	416	3-3	1-5	0-0
Fresno State	0-8	.000	113	225	0-4	0-4	1-11	.083	212	370	1-5	0-6	0-0

2015 FINAL MOUNTAIN WEST STANDINGS: MOUNTAIN DIVISION

Team (Coaches/AP)	MW	Pct.	Pts.	Opp.	H	A	Overall	Pct.	Pts.	Opp.	H	A	N
Air Force	6-2	.750	298	197	4-0	2-2	8-6	.571	473	357	6-0	2-5	0-1
Boise State	5-3	.625	305	194	2-2	3-1	9-4	.692	508	263	4-2	4-2	1-0
New Mexico	5-3	.625	217	221	3-1	2-2	7-6	.538	389	369	5-3	2-3	0-0
Colorado State	5-3	.625	220	232	2-2	3-1	7-6	.538	385	354	3-3	4-1	0-2
Utah State	5-3	.625	285	209	4-0	1-3	6-7	.462	377	347	5-1	1-5	0-1
Wyoming	2-6	.250	159	274	2-2	0-4	2-10	.167	228	408	2-4	0-6	0-0

2015 FINAL MOUNTAIN WEST STANDINGS: WEST DIVISION

Team (Coaches/AP)	MW	Pct.	Pts.	Opp.	H	A	Overall	Pct.	Pts.	Opp.	H	A	N
San Diego State	8-0	1.000	289	90	4-0	4-0	11-3	.786	450	230	6-1	4-2	1-0
Nevada	4-4	.500	211	200	3-1	1-3	7-6	.538	341	349	4-2	2-4	1-0
San Jose State	4-4	.500	235	238	2-2	2-2	6-7	.462	363	354	3-3	3-4	0-0
UNLV	2-6	.250	223	293	1-3	1-3	3-9	.250	343	404	2-4	1-5	0-0
Fresno State	2-6	.250	178	274	1-3	1-3	3-9	.250	267	457	2-4	1-5	0-0
Hawaii	0-8	.000	126	324	0-4	0-4	3-10	.231	229	463	3-4	0-6	0-0

2014 FINAL MOUNTAIN WEST STANDINGS: MOUNTAIN DIVISION

Team (Coaches/AP)	MW	Pct.	Pts.	Opp.	H	A	Overall	Pct.	Pts.	Opp.	H	A	N
Boise State (16/16)	7-1	.875	350	236	4-0	3-1	12-2	.857	556	375	7-0	4-1	1-1
Colorado State	6-2	.750	285	205	4-0	2-2	10-3	.769	441	326	6-0	3-2	1-1
Utah State	6-2	.750	224	147	4-0	2-2	10-4	.692	377	276	6-0	3-4	1-0
Air Force	5-3	.625	226	209	4-0	1-3	10-3	.769	409	314	6-0	3-3	1-0
Wyoming	2-6	.250	188	259	1-3	1-3	4-8	.333	253	394	3-3	1-5	0-0
New Mexico	2-6	.250	226	298	1-3	1-3	4-8	.333	332	431	1-5	3-3	0-0

2014 FINAL MOUNTAIN WEST STANDINGS: WEST DIVISION

Team (Coaches/AP)	MW	Pct.	Pts.	Opp.	H	A	Overall	Pct.	Pts.	Opp.	H	A	N
Fresno State	5-3	.625	236	214	3-1	2-2	6-8	.429	371	454	4-2	2-5	0-1
San Diego State	5-3	.625	202	154	4-0	1-3	7-6	.538	325	258	6-1	1-5	0-0
Nevada	4-4	.500	254	236	1-3	3-1	7-6	.538	379	354	3-3	4-2	0-1
Hawai'i	3-5	.375	173	221	2-2	1-3	4-9	.308	272	349	3-4	1-5	0-0
San José State	2-6	.250	139	219	1-2	1-4	3-9	.250	232	353	2-3	1-6	0-0
UNLV	1-7	.125	188	293	1-3	0-4	2-11	.154	285	500	2-4	0-7	0-0

2013 FINAL MOUNTAIN WEST STANDINGS: MOUNTAIN DIVISION

Team (Coaches/AP)	MW	Pct.	Pts.	Opp.	H	A	Overall	Pct.	Pts.	Opp.	H	A	N
Utah State	7-1	.875	283	117	3-1	4-0	9-5	.643	445	239	4-2	4-3	1-0
Boise State	6-2	.750	316	189	4-0	2-2	8-5	.615	488	323	6-0	2-4	0-1
Colorado State	5-3	.625	306	211	2-2	3-1	8-6	.571	507	417	4-2	3-3	1-1
Wyoming	3-5	.375	243	344	2-2	1-3	5-7	.417	375	440	4-2	1-5	0-0
New Mexico	1-7	.125	245	391	1-3	0-4	3-9	.250	393	513	2-4	1-5	0-0
Air Force	0-8	.000	196	366	0-4	0-4	2-10	.167	296	480	2-5	0-5	0-0

2013 FINAL MOUNTAIN WEST STANDINGS: WEST DIVISION

Team (Coaches/AP)	MW	Pct.	Pts.	Opp.	H	A	Overall	Pct.	Pts.	Opp.	H	A	N
Fresno State	7-1	.875	366	242	4-0	3-1	11-2	.846	564	394	7-0	4-1	0-1
San Diego State	6-2	.750	256	256	3-1	3-1	8-5	.615	387	412	3-3	4-2	1-0
UNLV	5-3	.625	270	241	2-2	3-1	7-6	.538	389	414	4-3	3-2	0-1
San José State	5-3	.625	276	286	2-2	3-1	6-6	.500	389	421	3-3	3-3	0-0
Nevada	3-5	.375	237	258	3-1	0-4	4-8	.333	323	413	4-2	0-6	0-0
Hawai'i	0-8	.000	225	318	0-4	0-4	1-11	.083	329	465	1-5	0-6	0-0

2012 FINAL MOUNTAIN WEST STANDINGS

Team (Coaches/AP)	MW	Pct.	Pts.	Opp.	H	A	Overall	Pct.	Pts.	Opp.	H	A	N
Boise State (14/18)	7-1	.875	266	130	3-1	4-0	11-2	.846	393	205	5-1	5-1	1-0
Fresno State	7-1	.875	326	174	4-0	3-1	9-4	.692	493	310	6-0	3-3	0-1
San Diego State	7-1	.875	284	187	4-0	3-1	9-4	.692	427	317	6-2	3-2	0-0
Air Force	5-3	.625	226	223	4-0	1-3	6-7	.462	356	377	5-1	1-5	0-1
Nevada	4-4	.500	303	279	1-3	3-1	7-6	.538	492	439	2-4	5-1	0-1
Wyoming	3-5	.375	212	269	1-3	2-2	4-8	.333	322	401	1-5	3-3	0-0
Colorado State	3-5	.375	186	253	3-1	0-4	4-8	.333	254	363	3-3	0-5	1-0
UNLV	2-6	.250	174	249	2-2	0-4	2-11	.154	286	424	2-5	0-6	0-0
New Mexico	1-7	.125	193	250	0-4	1-3	4-9	.308	335	393	2-4	2-5	0-0
Hawai'i	1-7	.125	167	323	1-3	0-4	3-9	.250	254	428	3-3	0-6	0-0

BULLDOGS IN OVERTIME GAMES**1996**

#Aug. 31 vs. Oregon: L, 30-27 (1OT)

Nov. 16 vs. Air Force: L, 44-38 (1OT)

1997

Sept. 20 at Oregon: L, 43-40 (1OT)

1999

Oct. 2 vs. TCU: W, 26-19 (1OT)

Oct. 23 vs. UTEP: W, 24-23 (1OT)

Nov. 13 at Hawai'i: L, 31-24 (2OT)

2001

Oct. 13 at Colorado State: W, 25-22 (1OT)

2004

Dec. 27 vs. Virginia--MPC Computers Bowl: W, 37-34 (1OT)

2007

Sept. 8 at No. 23 Texas A&M: L, 47-45 (3OT)

2008

Sept. 20 at Toledo: W, 55-54 (2OT)

Oct. 4 vs. Hawai'i: L, 32-29 (1OT)

2009

Sept. 12 at Wisconsin: L, 34-31 (2OT)

Dec. 19 vs. Wyoming--New Mexico Bowl: L, 35-28 (2OT)

2013

Aug. 29 vs. Rutgers: W, 52-51 (1OT)

Oct. 26 at San Diego State: W, 35-28 (1OT)

2014

Oct. 10 at UNLV: L, 30-27 (1OT)

2016

Sept. 24 vs. Tulsa: L, 48-41 (2OT)

Overall Record: 7-10 (17)

Home Record: 3-4 (7)

Away Record: 3-5 (8)

Bowl Record: 1-1 (2)

Single OT games: 6-5 (11)

Double OT games: 1-4 (5)

Triple OT games: 0-1 (1)

Division I-A (now-FBS) Football instituted the overtime format full-time at the beginning of the 1996 season. Division I-A football initially adopted it for the 1995 bowl season.

Fresno State played in the second-ever Division I-A (now-FBS) regular season game under the new overtime format.

The first overtime game was played at the 1995 Las Vegas Bowl between Nevada and Toledo. The first overtime game played after the format was instituted full-time was played earlier in the day prior to Fresno State's game - Southwest Missouri State at Oklahoma State.

FRESNO STATE IN THE TOP 25

ASSOCIATED PRESS

Year	Date	Rank	Record
1942	Nov. 2	18th	7-0
1986	Sept. 30	19th	3-0
1989	Oct. 31	25th	8-0
	Nov. 6	24th	9-0
	Nov. 13	23rd	10-0
1990	Sept. 24	24th	4-0
	Oct. 1	24th	5-0
1991	Oct. 28	25th	7-0
1992	Jan. 2	24th	9-4
1993	Preseason	25th	0-0
	Dec. 5	25th	8-3
2001	Sept. 3	19th	2-0
	Sept. 10	11th	3-0
	Sept. 24	10th	4-0
	Oct. 1	10th	5-0
	Oct. 8	8th	5-0
	Oct. 15	8th	6-0
	Oct. 22	18th	6-1
	Nov. 19	23rd	9-2
	Nov. 26	21st	10-2
	Dec. 3	21st	11-2
	Dec. 10	21st	11-2
2004	Sept. 12	19th	2-0
	Sept. 19	17th	3-0
	Sept. 26	17th	3-0
	Final	22nd	9-3
2005	Preseason	24th	0-0
	Sept. 4	24th	0-0
	Sept. 11	23rd	1-0
	Oct. 16	24th	4-1
	Oct. 23	22nd	5-1
	Oct. 30	21st	6-1
	Nov. 6	20th	7-1
	Nov. 11	16th	8-1
	Nov. 20	16th	8-2
	Nov. 27	23rd	8-3
2008	Aug. 31	21st	1-0
	Sept. 7	21st	1-0
	Sept. 14	25th	1-1
	Sept. 21	25th	2-1
	Sept. 28	22nd	3-1
2013	Sept. 22	25th	3-0
	Sept. 29	23rd	4-0
	Oct. 6	21st	5-0
	Oct. 13	17th	5-0
	Oct. 20	15th	6-0
	Oct. 27	16th	7-0
	Nov. 3	17th	8-0
	Nov. 10	16th	9-0
	Nov. 17	15th	9-0
	Nov. 24	16th	10-0
	Dec. 1	24th	10-1
	Dec. 8	21st	11-1
2017	Nov. 26	25th	9-3

USA TODAY

Year	Date	Rank	Record
1985	Jan. 5	23rd	11-0-1
1986	Sept. 23	20th	2-0
	Sept. 30	20th	3-0
1989	Nov. 6	25th	9-0
	Nov. 13	23rd	10-0
1990	Sept. 24	24th	4-0
	Oct. 1	24th	5-0
1991	Oct. 14	25th	5-0
	Oct. 22	22nd	6-0
	Oct. 28	23rd	7-0
	Nov. 11	25th	8-1
	Nov. 18	23rd	9-1
	Nov. 25	25th	10-1
1992	Final	22nd	9-4
1993	Sept. 19	25th	2-1
	Sept. 26	24th	3-1
	Oct. 3	23rd	3-1
	Dec. 5	25th	8-3
2001	Sept. 10	15th	3-0
	Sept. 24	13th	4-0
	Oct. 1	11th	5-0
	Oct. 8	10th	5-0
	Oct. 15	10th	6-0
	Oct. 22	19th	6-1
	Nov. 12	25th	8-2
	Nov. 19	22nd	9-2
	Nov. 26	21st	10-2
	Dec. 3	19th	11-2
	Dec. 10	20th	11-2
2004	Sept. 12	20th	2-0
	Sept. 19	17th	3-0
	Sept. 26	17th	3-0
	Final	22nd	9-3
2005	Sept. 4	24th	0-0
	Sept. 11	25th	1-0
	Sept. 23	24th	5-1
	Sept. 30	22nd	6-1
	Nov. 6	20th	7-1
	Nov. 11	16th	8-1
	Nov. 20	16th	8-2
	Nov. 27	22nd	8-3
2008	Preseason	25th	0-0
	Aug. 31	21st	1-0
	Sept. 7	21st	1-0
	Sept. 21	24th	2-1
	Sept. 28	21st	3-1
2013	Sept. 15	25th	2-0
	Sept. 22	23rd	3-0
	Sept. 29	22nd	4-0
	Oct. 6	22nd	5-0
	Oct. 13	19th	5-0
	Oct. 20	18th	6-0
	Oct. 27	18th	7-0
	Nov. 3	17th	8-0
	Nov. 10	14th	9-0
	Nov. 17	16th	9-0
	Nov. 24	13th	10-0
	Dec. 1	22nd	10-1
	Dec. 8	20th	11-1

COLLEGE FOOTBALL PLAYOFF

*instituted in 2014

Year	Date	Rank	Record
2017	Nov. 28	25th	9-3

Fresno State vs. the Top 25

Date	Opponent	Rank	Result
11/25/17	Boise State	23	W, 28-17
9/16/17	at Washington	12	L, 48-16
9/9/17	at Alabama	4	L, 41-10
9/19/15	Utah	21	L, 45-24
9/12/15	at Ole Miss	14	L, 73-21
12/6/14	at Boise State [^]	22	L, 28-14
9/13/14	Nebraska	21	L, 55-19
8/30/14	at USC	15	L, 52-13
10/13/12	at Boise State	22	L, 20-10
9/8/12	at Oregon	4	L, 42-25
10/7/11	Boise State	5	L, 57-7
9/10/11	at Nebraska	10	L, 42-29
11/19/10	at Boise State	3	L, 51-0
11/14/10	Nevada	21	L, 35-34
9/26/09	at Cincinnati	14	L, 28-20
9/18/09	Boise State	8	L, 51-34
11/28/08	at Boise State	8	L, 61-10
9/13/08	Wisconsin	10	L, 13-10
11/10/07	at Hawai'i	14	L, 37-30
9/8/07	at Texas A&M	23	L, 47-45 ^{3OT}
11/1/06	at Boise State	14	L, 45-21
10/21/06	at LSU	14	L, 38-6
9/9/06	Oregon	20	L, 31-24
11/19/05	at USC	1	L, 50-42
12/27/04	vs. Virginia	18	W, 37-34^{OT}
10/23/04	at Boise State	16	L, 33-16
9/12/04	at Kansas State	13	W, 45-21
11/21/03	Boise State	20	L, 31-17
9/13/03	at Oklahoma	1	L, 52-28
8/30/03	at Tennessee	12	L, 24-6
9/7/02	at Oregon	13	L, 28-24
8/23/02	at Wisconsin	25	L, 23-21
9/8/01	at Wisconsin	23	W, 32-20
9/2/01	Oregon State	10	W, 44-24
9/9/00	at UCLA	16	L, 24-21
9/2/00	at Ohio State	15	L, 43-10
9/18/99	at UCLA	21	L, 35-21
9/12/98	at Colorado	16	L, 29-21
10/18/97	at Air Force	17	W, 20-17
9/7/96	at Auburn	18	L, 62-0
11/19/94	Colorado State	10	L, 44-42
10/8/94	BYU	22	L, 32-30
8/29/94	vs. Ohio State*	20	L, 34-10
12/29/92	vs. USC!	23	W, 24-7

*Disneyland Pigskin Classic at the Florida Citrus Bowl (Orlando, Fla.)

[^] Mountain West Championship Game

! 1992 Freedom Bowl (Anaheim, Calif.)

ABILENE CHRISTIAN

Fresno State leads 3-2

(H: 3-1 A: 0-1)

Date	Winner	Score	Site
10/8/60	Fresno State	W	20-19 H
11/11/61	Fresno State	W	21-7 H
10/6/62	Abilene Christian	L	14-26 A
11/23/63	Abilene Christian	L	29-32 H
9/3/15	Fresno State	W	34-13 H

AIR FORCE

Air Force leads 6-3

(H: 2-3, A: 1-2, N: 0-1)

Intra-Conference: 2-5 (2-3 WAC, 1-2 MW)

Date	Winner	Score	Site
10/16/93	Fresno State	W	33-20 H
10/22/94	Air Force	L	7-42 A
10/28/95	Air Force	L	20-31 H
11/16/96	Air Force	L	38-44 ^{OT} H
10/18/97	Fresno State	W	20-17 A
12/31/00	Air Force	L	34-37 (I)
11/24/12	Fresno State	W	48-15 H
10/24/15	Air Force	L	14-42 A
10/28/16	Fresno State	L	31-21 H

1 - Silicon Valley Football Classic I (San Jose, Calif.)

ALABAMA

Alabama leads 1-0

(A: 0-1)

Date	Winner	Score	Site
9/9/17	Alabama	L	41-10 A

ARIZONA

Fresno State leads 2-0

(A: 2-0)

Date	Winner	Score	Site
11/21/81	Fresno State	W	23-17 A
9/1/84	Fresno State	W	27-22 A

ARIZONA STATE

Arizona State leads 3-0

(H: 0-1, A: 0-2)

Date	Winner	Score	Site
1931	Arizona State	L	0-7 H
1933	Arizona State	L	7-21 A
1941	Arizona State	L	7-26 A

AUBURN

Auburn leads 1-0

(A: 0-1)

Date	Winner	Score	Site
9/7/96	Auburn	L	0-62 A

BALL STATE

Fresno State leads 1-0

(H: 1-0)

Date	Winner	Score	Site
12/9/89	Fresno State	W	27-6 H [^]

[^] Cal bowl IX (Fresno, Calif.)**BAYLOR**

Baylor leads 2-0

(H: 0-1, A: 0-1)

Date	Winner	Score	Site
9/4/93	Baylor	L	39-42 A
9/6/97	Baylor	L	35-37 H

BOISE STATE

Boise State leads 14-6

(H: 4-5, A: 1-9)

Intra-Conference: 3-11 (1-9 WAC, 2-2 MW)

Date	Winner	Score	Site
9/17/77	Fresno State	W	42-7 H
9/8/84	Fresno State	W	37-21 A
11/2/96	Fresno State	\$	41-7 H
10/19/01	Boise State	L	30-35 H
10/18/02	Boise State	L	21-67 A
11/21/03	Boise State	L	17-31 H
10/23/04	Boise State	L	16-33 A
11/10/05	Fresno State	W	27-7 H
11/1/06	Boise State	L	21-45 A

ALL-TIME SERIES RECORDS

10/26/07	Boise State	L	21-34 H
11/28/08	Boise State	L	10-61 A
9/18/09	Boise State	L	34-51 H
11/19/10	Boise State	L	0-51 A
10/7/11	Boise State	L	7-57 H
10/13/12	Boise State	L	10-20 A
9/20/13	Fresno State	W	41-40 H
10/17/14	Boise State	L	27-37 A
12/6/14	Boise State	L	14-28 (I)
11/25/17	Fresno State	W	28-17 H
12/2/17	Boise State	L	17-14 (I)

\$ Jim Sweeney's 200th career victory

1 - Mountain West Championship Game

(Boise, Idaho)

BOWLING GREEN

Fresno State leads 3-2

(H: 0-1, N: 3-1)

Date	Winner	Score	Site
11/23/61	Fresno State	W	36-6 (I)
12/18/82	Fresno State	W	29-28 H#
9/10/83	Bowling Green	L	27-35 H
12/14/85	Fresno State	W	51-7 H#
12/14/91	Bowling Green	L	21-28 H#

1 - Mercy Bowl (Los Angeles, Calif.)

Cal Bowl II (Fresno, Calif.)

BYU

Fresno State leads 6-5

(H: 4-2, A: 2-3)

Date	Winner	Score	Site
9/22/56	Fresno State	W	26-13 A
11/9/57	Fresno State	W	27-14 H
9/20/58	BYU	L	7-29 A
9/26/59	Fresno State	W	27-16 H
10/10/92	BYU	L	24-36 A
10/23/93	Fresno State	W	48-45 A
10/8/94	BYU	L	30-32 H
11/25/95	BYU	L	28-45 H
10/3/98	Fresno State	W	31-21 H
11/21/15	BYU	L	10-52 A
11/4/17	Fresno State	W	20-13 H

CALIFORNIA

Fresno State leads 2-1

(H: 1-0, A: 1-0, N: 0-1)

Date	Winner	Score	Site
9/9/95	Fresno State	W	25-24 A
9/23/00	Fresno State	W	17-3 H
9/3/11	California	L	21-36 N

N - Candlestick Park (San Francisco, Calif.)

CAL POLY

Fresno State leads 32-10-2

(H: 21-4-2, A: 11-6)

Date	Winner	Score	Site
1922	Fresno State	W	20-0 H
1924	Fresno State	W	22-6 A
1928	Fresno State	W	37-0 H
1945	TIED	T	6-6 H
1945	Fresno State	W	24-0 A
1947	Fresno State	W	14-6 H
1948	Cal Poly	L	14-26 A
1949	Fresno State	W	20-7 H
1950	Fresno State	W	31-7 A
10/20/51	Fresno State	W	42-19 H
9/26/53	Cal Poly	L	6-27 H
11/7/54	Fresno State	W	16-13 H
11/12/55	Fresno State	W	34-6 A
11/10/56	Fresno State	W	21-13 H
10/19/57	Cal Poly	L	7-14 A
10/18/58	Fresno State	W	14-0 H
10/24/59	Fresno State	W	28-13 A
10/15/60	Fresno State	W	33-0 H
10/14/61	Fresno State	W	42-13 A
10/13/62	Fresno State	W	51-6 H
10/19/63	Fresno State	W	28-0 A
10/17/64	Fresno State	W	23-13 H
10/16/65	Fresno State	W	20-14 A
10/15/66	Fresno State	W	14-7 H
10/14/67	Fresno State	W	41-14 A
10/19/68	Fresno State	W	17-0 H
10/18/69	Cal Poly	L	17-21 A
10/17/70	Fresno State	W	23-17 H
10/16/71	Fresno State	W	13-10 A

10/14/72	TIED	T	24-24 H
10/27/73	Cal Poly	L	14-28 A
9/28/74	Cal Poly	L	13-17 H
10/4/75	Cal Poly	L	7-24 A
10/16/76	Cal Poly	L	15-17 H
10/1/77	Fresno State	W	52-3 A
9/30/78	Cal Poly	L	12-24 H
10/6/79	Cal Poly	L	0-26 A
10/4/80	Fresno State	W	31-25 H
9/11/82	Fresno State	W	26-6 H
10/29/83	Fresno State	W	30-7 H
9/15/84	Fresno State	W	14-0 H
9/28/85	Fresno State	W	59-10 H
10/2/10	Fresno State	W	38-17 H
9/7/13	Fresno State	W	41-25 H

CENTRAL ARKANSAS

Fresno State leads 2-1

Date	Winner	Score	Site
12/25/37	Fresno State	W	27-26 (I)
1938	Fresno State	W	34-0 H
1940	Central Arkansas	L	0-13 A

1 - Little All-American Bowl (Los Angeles, Calif.)

CINCINNATI

Series tied 1-1

(H: 1-0, A: 0-1)

Date	Winner	Score	Site
9/26/09	Cincinnati	L	20-28 A
9/4/10	Fresno State	W	28-14 H

COLORADO

Colorado leads 4-2

(H: 1-0; A: 1-3, N: 0-1)

Date	Winner	Score	Site
9/25/65	Colorado	L	7-10 A
9/10/88	Colorado	L	3-45 A
12/25/93	Colorado	L	30-41 (I)
9/12/98	Colorado	L	21-29 A
8/26/01	Fresno State	W	24-22 A
9/15/12	Fresno State	W	69-14 H

1-Jeep Eagle Aloha Bowl (Honolulu, Hawai'i)

COLORADO STATE

Colorado State leads 9-5

(H: 3-4, A: 2-4, N: 0-1)

Intra-Conference: 2-6 (1-4 WAC, 1-2 MW)

Date	Winner	Score	Site
9/19/92	Fresno State	W	52-21 H
10/9/93	Colorado State	L	32-34 A
11/19/94	Colorado State	L	42-44 H
11/9/96	Colorado State	L	20-42 H
11/8/97	Colorado State	L	3-41 A
10/9/99	Fresno State	W	44-13 H
10/13/01	Fresno State	W	25-22 A
10/4/02	Fresno State	W	32-30 H
10/4/03	Colorado State	L	10-34 A
9/30/06	Colorado State	L	23-35 H
12/20/08	Colorado State	L	35-40 (I)
10/6/12	Fresno State	W	28-7 A
11/28/15	Colorado State	L	31-34 H
11/5/16	Colorado State	L	37-0 A

1 - New Mexico Bowl (Albuquerque, N.M.)

DRAKE

Drake leads series 1-0

(H: 0-1)

Date	Winner	Score	Site
1/1/46	Drake	L	12-13 H [^]

[^] 1945 Raisin Bowl (Fresno, Calif.)**EASTERN MICHIGAN**

Fresno State leads 1-0

Date	Winner	Score	Site
1942	Fresno State	W	80-0 H

GEORGIA TECH

Fresno State leads 2-0

(N: 2-0)

Date	Winner	Score	Site
12/31/02	Fresno State	W	30-21 (I)
12/31/07	Fresno State	W	40-28 (2)

1 - Silicon Valley Football Classic III (San Jose, Calif.)

2 - Roady's Humanitarian Bowl (Boise, Idaho)

HAWAII

Fresno State leads 27-22-1

(H: 14-8-1, A: 13-14)

Intra-Conference: 14-12 (9-11 WAC, 5-1 MW)

Date	Winner	Score	Site
1938	Fresno State	W 15-13	H
1939	Fresno State	W 38-2	A
1/1/41	Fresno State	W 3-0	(I)
1946	Hawai'i	L 2-7	H
1947	Hawai'i	L 13-27	A
1949	Hawai'i	L 14-41	A
1950	Fresno State	W 34-20	H
9/25/54	Hawai'i	L 20-25	H
11/26/55	Fresno State	W 20-18	A
10/27/56	Fresno State	W 39-20	H
11/22/57	Fresno State	W 31-8	A
11/27/59	Fresno State	W 22-13	A
9/24/60	Fresno State	W 17-7	H
10/3/64	Fresno State	W 28-0	H
11/27/65	Fresno State	W 7-3	A
9/17/66	Fresno State	W 28-27	H
11/25/67	Hawai'i	L 19-29	A
11/28/70	Hawai'i	L 0-49	A
10/2/71	Fresno State	W 19-8	H
9/22/73	Hawai'i	L 10-13	H
11/23/74	Hawai'i	L 7-21	A
10/6/84	Hawai'i	L 15-27	A
10/5/85	TIED	T 24-24	H
11/15/86	Hawai'i	L 13-24	A
10/17/92	Hawai'i	L 45-57	A
11/13/93	Fresno State	W 45-2	H
9/24/94	Fresno State	W 31-16	A
11/4/95	Hawai'i	L 37-42	A
9/28/96	Fresno State	W 20-0	H
10/11/97	Hawai'i	L 16-28	A
11/14/98	Fresno State	W 51-12	H
11/13/99	Hawai'i	L 24-31 ^{2OT}	A
11/4/00	Fresno State	W 45-27	H
10/26/01	Hawai'i	L 34-38	A
10/25/02	Hawai'i	L 21-31	H
10/11/03	Hawai'i	L 28-55	A
11/12/04	Fresno State	W 70-14	H
10/29/05	Fresno State	W 27-13	A
10/14/06	Hawai'i	L 37-68	H
11/10/07	Hawai'i	L 30-37	A
10/4/08	Hawai'i	L 29-32	H
10/10/09	Fresno State	W 42-17	A
10/9/10	Hawai'i	L 27-49	H
11/19/11	Fresno State	W 24-21	A
11/3/12	Fresno State	W 45-10	H
9/28/13	Fresno State	W 42-37	A
11/29/14	Fresno State	W 28-21	H
11/21/15	Fresno State	W 42-14	A
11/19/16	Hawai'i	L 14-13	H
11/11/17	Fresno State	W 31-21	A
1 - 1940 Pineapple Bowl (Honolulu, Hawai'i)			

ALL-TIME SERIES RECORDS

IDAHO

Fresno State leads 11-4
(H: 5-2, A: 6-2)

Date	Winner	Score	Site
1946	Fresno State	W	13-12 H
11/3/56	Idaho	L	12-24 H
10/26/57	Idaho	L	6-20 A
9/21/63	Idaho	L	8-32 A
9/23/67	Idaho	L	14-30 H
11/18/78	Fresno State	W	41-28 A
9/8/79	Fresno State	W	30-10 H
10/22/05	Fresno State	W	40-10 A
11/18/06	Fresno State	W	34-0 H
10/13/07	Fresno State	W	37-24 A
10/11/08	Fresno State	W	45-32 H
11/7/09	Fresno State	W	31-21 A
11/27/10	Fresno State	W	23-20 H
9/24/11	Fresno State	W	48-24 A
10/5/13	Fresno State	W	61-14 A

IDAHO STATE

Idaho State leads 2-1
(H: 1-1, A: 0-1)

Date	Winner	Score	Site
10/10/64	Idaho State	L	12-20 A
9/21/68	Idaho State	L	23-38 H
10/29/77	Fresno State	W	28-7 H

ILLINOIS

Fresno State leads 2-0
(H: 1-0, A: 1-0)

Date	Winner	Score	Site
12/5/09	Fresno State	W	53-52 A
12/3/10	Fresno State	W	25-23 H

INCARNATE WORD

Fresno State leads 1-0
(H: 1-0)

Date	Winner	Score	Site
9/2/17	Fresno State	W	66-0 H

KANSAS STATE

Fresno State leads 2-0
(H: 1-0, A: 2-0)

Date	Winner	Score	Site
9/12/04	Fresno State	W	45-21 A
11/24/07	Fresno State	W	45-29 H

LOUISIANA-LAFAYETTE

Louisiana-Lafayette leads 2-1
(H: 1-0, A: 0-2)

Date	Winner	Score	Site
9/11/76	UL-Lafayette	L +	14-41 A
9/6/77	UL-Lafayette	L	13-34 A
9/20/80	Fresno State	W	16-14 H

+ Indicates forfeit (does not alter record)

LOUISIANA-MONROE

Fresno State leads 1-0
(H: 1-0)

Date	Winner	Score	Site
9/2/95	Fresno State	W	31-17 H

LOUISIANA STATE

LSU leads 1-0
(A: 0-1)

Date	Winner	Score	Site
10/21/06	LSU	L	6-38 A

LOUISIANA TECH

Fresno State leads 9-4
(H: 6-2, A: 3-2)

Date	Winner	Score	Site
9/27/86	Fresno State	W	34-10 H
10/3/92	Fresno State	W	48-14 H
9/29/01	Fresno State	W	38-28 H
12/5/02	Fresno State	W	45-13 A
9/20/03	Fresno State	W	16-6 H
10/2/04	Louisiana Tech	L	21-28 A
12/2/05	Louisiana Tech	L	28-40 H
11/24/06	Fresno State	W	34-27 A
9/29/07	Fresno State	W	17-6 H

11/1/08	Louisiana Tech	L	35-38 A
11/21/09	Fresno State	W	30-28 H
11/6/10	Fresno State	W	40-34 A
11/5/11	Louisiana Tech	L	21-41 H

McNEESE STATE

Series tied 1-1
(H: 1-0, A: 0-1)

Date	Winner	Score	Site
9/9/78	McNeese State	L	16-21 A
9/24/88	Fresno State	W	49-0 H

MICHIGAN STATE

Michigan State leads 1-0
(N: 0-1)

Date	Winner	Score	Site
12/31/01	Michigan State	L	35-44 (I)

1 - Silicon Valley Football Classic II (San Jose, Calif.)

MISSISSIPPI

Mississippi leads 3-0
(H: 0-1, A: 0-2)

Date	Winner	Score	Site
9/25/10	Mississippi	L	38-55 A
10/1/11	Mississippi	L	28-38 H
9/12/15	Mississippi	L	21-73 A

MONTANA

Fresno State leads 1-0
(H: 1-0)

Date	Winner	Score	Site
9/9/89	Fresno State	W	52-37 H

MONTANA STATE

Montana State leads 16-11
(H: 6-9, A: 5-7)

Date	Winner	Score	Site
9/21/57	Montana State	L	14-27 H
11/19/60	Montana State	L	20-22 H
9/23/61	Fresno State	W	16-13 A
11/24/62	Montana State	L	20-21 H
9/28/63	Montana State	L	7-29 A
9/26/64	Montana State	L	13-27 A
10/9/65	Fresno State	W	25-14 H
10/1/66	Montana State	L	6-55 A
9/30/67	Montana State	L	20-21 H
11/16/68	Fresno State	W	31-16 H
9/27/69	Fresno State	W	28-20 A
9/26/70	Montana State	L	12-26 H
9/25/71	Montana State	L	28-37 A
11/18/72	Montana State	L	6-10 H
9/29/73	Montana State	L	6-38 A
9/21/74	Montana State	L	7-14 H
9/27/75	Fresno State	W	34-17 A
9/25/76	Fresno State	W	24-10 H
9/24/77	Montana State	L	14-24 A
11/11/78	Montana State	L	14-35 H
9/15/79	Fresno State	W	22-20 A
11/25/80	Fresno State	W	21-14 H
9/19/81	Montana State	L	26-30 A
11/13/82	Fresno State	W	45-14 H
10/15/83	Fresno State	W	31-12 A
11/17/84	Montana State	L	31-35 H
9-6-86	Fresno State	W	55-2 H

NEBRASKA

Nebraska leads 3-0
(H: 0-1, A: 0-2)

Date	Winner	Score	Site
9/10/11	Nebraska	L	42-29 A
9/13/14	Nebraska	L	55-19 H
9/3/16	Nebraska	L	43-10 A

NEVADA

Fresno State leads 28-20-1
(H: 16-9, A: 12-11-1)

Intra-Conference 11-7 (7-5 WAC, 4-2 MW)				
Date	Winner		Score	Site
1923	Nevada	L	3-46	A
1924	Nevada	L	0-16	A
1925	Nevada	L	6-60	A
1926	Nevada	L	6-28	H
1927	Fresno State	W	10-7	H
1928	TIED	T	12-12	A
1929	Nevada	L	0-48	A
1930	Fresno State	W	6-0	H
1931	Nevada	L	13-31	A
1932	Nevada	L	0-7	H
1934	Fresno State	W	33-0	H
1935	Fresno State	W	27-6	A
1936	Fresno State	W	46-8	H
1937	Fresno State	W	46-8	A
1938	Fresno State	W	27-0	A
1939	Fresno State	W	45-0	H
1940	Fresno State	W	7-6	H
1941	Fresno State	W	6-3	A
1942	Fresno State	W	33-0	H
1945	Nevada	L	4-7	A
1948	Nevada	L	7-53	H
1949	Nevada	L	13-34	A
11/8/52	Fresno State	W	59-32	A
10/17/53	Fresno State	W	47-7	H
10/16/54	Fresno State	W	52-6	A
10/15/55	Fresno State	W	42-9	H
10/16/82	Nevada	L	26-40	L
9/17/83	Fresno State	W	24-22	H
11/5/94	Nevada	L	35-62	H
9/26/98	Nevada	L	24-27	H
9/25/99	Fresno State	W	49-24	A
10/14/00	Fresno State	W	58-21	H
11/17/01	Fresno State	W	61-14	A
11/16/02	Fresno State	W	27-10	H
11/8/03	Fresno State	W	27-10	A
11/20/04	Fresno State	W	54-17	H
11/26/05	Nevada	L	25-28	A
9/1/06	Fresno State	W	28-19	H
10/6/07	Fresno State	W	49-41	A
11/7/08	Nevada	L	28-41	H
11/14/09	Nevada	L	14-52	A
11/13/10	Nevada	L	34-35	H
10/22/11	Nevada	L	38-45	A
11/10/12	Fresno State	W	52-36	A
11/2/13	Fresno State	W	41-23	H
11/22/14	Fresno State	W	40-20	A
11/5/15	Nevada	L	30-16	H
10/8/16	Nevada	L	27-22	A
9/30/17	Fresno State	W	41-21	H

NEW MEXICO

Fresno State leads 12-4
(H: 7-1, A: 5-3)

Intra-Conference: 8-1 (4-1 WAC, 4-0 MW)				
Date	Winner		Score	Site
1947	New Mexico	L	3-34	A
1948	Fresno State	W	20-14	H
9/13/75	New Mexico	L	0-29	A
9/3/88	Fresno State	W	68-21	A
11/18/89	New Mexico	L	22-45	A
9/8/90	Fresno State	W	24-17	H
10/5/91	Fresno State	W	94-17	H
10/24/92	Fresno State	W	31-28	H
9/18/93	Fresno State	W	41-24	A
10/29/94	New Mexico	L	32-49	H
10/7/95	Fresno State	W	51-34	H
10/31/98	Fresno State	W	28-20	A
10/27/12	Fresno State	W	49-32	A
11/23/13	Fresno State	W	69-28	H
9/26/14	Fresno State	W	35-24	A
10/14/17	Fresno State	W	38-0	H

NEW MEXICO STATE

Fresno State leads 17-1
(H: 8-0, A: 9-1)

Date	Winner	Score	Site
9/23/72	Fresno State	W	49-17 A
10/5/74	Fresno State	W	9-7 A
11/13/76	Fresno State	W	44-0 H
9/29/84	Fresno State	W	53-24 H
10/19/85	Fresno State	W	48-21 A
10/11/86	Fresno State	W	17-14 H
11/21/87	Fresno State	W	34-10 A
9/17/88	Fresno State	W	41-0 H
11/11/89	Fresno State	W	45-5 A
9/22/90	Fresno State	W	42-3 H
10/19/91	Fresno State	W	42-28 A
10/8/05	Fresno State	W	37-7 A
11/11/06	Fresno State	W	23-18 H
11/30/07	Fresno State	W	30-23 A
11/15/08	Fresno State	W	24-17 H
10/24/09	Fresno State	W	34-3 A
10/16/10	Fresno State	W	33-10 H
11/12/11	New Mexico State	L	45-48 A

NORTH DAKOTA

Fresno State leads 1-0
(H: 1-0)

Date	Winner	Score	Site
9/17/11	Fresno State	W	27-22 H

NORTHERN ARIZONA

Fresno State leads 7-1-1
(H: 4-1, A: 3-0-1)

Date	Winner	Score	Site
1931	Northern Arizona	L	2-26 H
1932	TIED	T	0-0 A
1934	Fresno State	W	26-14 A
1936	Fresno State	W	31-6 H
1945	Fresno State	W	19-0 A
9/24/66	Fresno State	W	14-12 H
11/15/69	Fresno State	W	27-18 H
11/14/70	Fresno State	W	40-7 A
11/19/83	Fresno State	W	30-22 H

NORTHERN ILLINOIS

Northern Illinois leads 3-2
(H: 1-1, A: 1-1, N: 0-1)

Date	Winner	Score	Site
11/11/72	Fresno State	W	9-6 A
10/6/73	Northern Illinois	L	15-24 H
10/6/90	Northern Illinois	L	18-73 A
9/7/91	Fresno State	W	55-7 H
12/18/10	Northern Illinois	L	17-40 (I)

1 - uDrove Humanitarian Bowl (Boise, Idaho)

OHIO STATE

Ohio State leads 2-0
(A: 0-1, N: 0-1)

Date	Winner	Score	Site
8/29/94	Ohio State^	L	10-34 N^
9/2/00	Ohio State	L	10-43 A

^Disneyland Pigskin Classic at the Florida Citrus Bowl (Orlando, Fla.)

OKLAHOMA

Oklahoma leads 1-0
(A: 0-1)

Date	Winner	Score	Site
9/13/03	Oklahoma	L	28-52 A

OKLAHOMA STATE

Oklahoma State leads 1-0
(A: 0-1)

Date	Winner	Score	Site
9/13/97	Oklahoma State	L	0-35 A

ALL-TIME SERIES RECORDS

OREGON

Oregon leads 7-2

(H: 1-2, A: 1-5)

Date	Winner	Score	Site
9/5/81	Fresno State	W 23-16	H
9/18/82	Fresno State	W 10-4	A
8/31/96	Oregon	L 27-30 ^{OT}	H
9/20/97	Oregon	L 40-43 ^{OT}	A
9/7/02	Oregon	L 24-28	A
9/17/05	Oregon	L 34-37	A
9/9/06	Oregon	L 24-31	H
9/15/07	Oregon	L 21-52	A
9/8/12	Oregon	L 25-42	A

OREGON STATE

Fresno State leads 8-5

(H: 6-0, A: 2-5)

Date	Winner	Score	Site
9/12/81	Oregon State	L 28-31	A
9/21/85	Fresno State	W 33-24	A
9/13/86	Fresno State	W 27-0	H
10/1/88	Oregon State	L 10-21	A
10/7/89	Fresno State	W 35-18	H
9/21/91	Fresno State	W 24-20	A
9/12/92	Oregon State	L 36-46	A
9/11/93	Fresno State	W 48-30	H
9/17/94	Fresno State	W 24-14	H
9/11/99	Oregon State	L 23-46	A
9/2/01	Fresno State	W 44-24	H
9/21/02	Oregon State	L 19-49	A
9/5/03	Fresno State	W 16-14	H

PORTLAND STATE

Fresno State leads 6-0

(H: 5-0, A: 1-0)

Date	Winner	Score	Site
10/5/68	Fresno State	W 30-13	A
11/22/69	Fresno State	W 28-22	H
8/30/97	Fresno State	W 35-7	H
9/4/99	Fresno State	W 34-6	H
9/27/03	Fresno State	W 42-16	H
9/19/04	Fresno State	W 27-17	H

RICE

Fresno State leads 6-1

(H: 3-0, A: 3-0; N: 0-1)

Date	Winner	Score	Site
11/6/99	Fresno State	W 47-18	H
10/5/00	Fresno State	W 27-24	A
11/3/01	Fresno State	W 52-24	H
9/28/02	Fresno State	W 31-28	A
10/25/03	Fresno State	W 31-28	H
11/6/04	Fresno State	W 52-21	A
12/24/14	Rice	L 6-30	(I)

(I) - Hawai'i Bowl (Honolulu, Hawai'i)

RUTGERS

Fresno State leads 2-0

(H: 1-0; A: 1-0)

Date	Winner	Score	Site
9/1/08	Fresno State	W 24-7	A
8/29/13	Fresno State	W 52-51 ^{OT}	H

SACRAMENTO STATE

Fresno State leads 3-0

(H: 3-0)

Date	Winner	Score	Site
9/9/72	Fresno State	W 24-7	H
9/1/07	Fresno State	W 24-3	H
9/10/16	Fresno State	W 31-3	H

SAN DIEGO

San Diego leads 1-0

(A: 0-1)

Date	Winner	Score	Site
1923	San Diego	L 2-12	A

SAN DIEGO STATE

San Diego State leads 29-24-4

(H: 13-13-2, A: 11-16-2)

Intra-Conference: 19-21-4

(11-9-4 CCAA; 1-6 PCAA; 3-4 WAC; 4-2 MW)	Date	Winner	Score	Site
	1924	Fresno State	W 7-0	H
	1926	Fresno State	W 28-7	A
	1931	San Diego State	L 0-15	H
	1940	TIED	T 0-0	A
	1941	Fresno State	W 26-0	H
	1942	Fresno State	W 66-0	A
	1945	San Diego State	L 0-7	H
	1946	San Diego State	L 0-7	A
	1947	TIED	T 7-7	H
	1948	Fresno State	W 7-6	H
	1949	San Diego State	L 7-18	H
	1950	TIED	T 20-20	A
	11/3/51	San Diego State	L 7-13	H
	11/1/52	Fresno State	W 49-33	A
	10/31/53	TIED	T 27-27	H
	10/30/54	Fresno State	W 20-0	A
	11/5/55	Fresno State	W 20-6	H
	11/17/56	Fresno State	W 50-7	A
	11/3/57	Fresno State	W 27-0	H
	11/1/58	Fresno State	W 22-20	A
	10/31/59	Fresno State	W 38-13	H
	10/29/60	Fresno State	W 60-0	A
	10/28/61	Fresno State	W 27-6	H
	10/27/62	San Diego State	L 26-29	A
	11/9/63	San Diego State	L 6-34	H
	10/31/64	San Diego State	L 6-44	A
	10/30/65	San Diego State	L 7-26	H
	10/29/66	San Diego State	L 13-34	A
	10/28/67	San Diego State	L 21-28	H
	11/2/68	San Diego State	L 20-48	A
	11/1/69	San Diego State	L 20-48	H
	10/31/70	San Diego State	L 14-57	A
	10/30/71	Fresno State	W 17-10	H
	10/28/72	San Diego State	L 14-21	A
	11/17/73	San Diego State	L 6-41	H
	10/12/74	San Diego State	L 21-24	A
	10/11/75	San Diego State	L 0-29	H
	9/18/76	San Diego State	L 3-7	A
	10/8/77	Fresno State	W 34-14	H
	10/7/78	San Diego State	L 14-31	A
	9/22/79	San Diego State	L 23-32	H
	11/21/92	Fresno State	W 45-41	A
	11/20/93	Fresno State	W 63-37	H
	11/26/94	Fresno State	W 49-42	A
	10/14/95	San Diego State	L 24-48	A
	11/23/96	San Diego State	L 21-31	A
	11/15/97	San Diego State	L 19-20	H
	11/7/98	San Diego State	L 0-10	A
	8/29/02	Fresno State	W 16-14	H
	12/3/11	San Diego State	L 28-35	A
	9/29/12	Fresno State	W 52-40	H
	10/26/13	Fresno State	W 35-28 ^{OT}	A
	10/3/14	Fresno State	W 24-13	H
	10/3/15	San Diego State	L 7-21	A
	10/14/16	San Diego State	L 17-3	H
	10/21/17	Fresno State	W 27-3	A

SAN JOSE STATE

Fresno State leads 41-37-3

(H: 24-18-1, A: 17-19-2)

Intra-Conference: 19-6

(3-1 Big West; 14-2 WAC; 2-3 MW)	Date	Winner	Score	Site
	1921	San Jose State	L 2-14	H
	1925	Fresno State	W 23-7	H
	1926	Fresno State	W 34-0	H
	1927	Fresno State	W 10-7	H
	1929	San Jose State	L 14-26	H
	1930	Fresno State	W 27-12	A
	1931	Fresno State	W 32-0	H
	1932	TIED	T 0-0	A
	1933	San Jose State	L 0-18	A
	1934	TIED	T 7-7	H
	1939	San Jose State	L 7-42	H
	1940	San Jose State	L 7-14	H
	1941	TIED	T 0-0	A
	1942	Fresno State	W 6-0	H
	1946	San Jose State	L 2-13	A
	1947	Fresno State	W 21-20	H
	1948	San Jose State	L 6-41	A
	1949	San Jose State	L 7-43	H
	1950	San Jose State	L 7-33	A
	10/6/51	San Jose State	L 6-2	H
	10/10/52	San Jose State	L 6-40	A
	10/3/53	San Jose State	L 21-27	H
	11/14/54	San Jose State	L 0-28	A
	11/18/55	Fresno State	W 19-13	H
	11/22/56	Fresno State	W 30-14	A
	11/16/57	Fresno State	W 13-6	H
	11/15/58	San Jose State	L 6-48	A
	10/17/59	San Jose State	L 14-40	H
	11/11/60	Fresno State	W 27-12	A
	11/18/61	Fresno State	W 36-27	H
	11/10/62	Fresno State	W 20-14	A
	11/16/63	San Jose State	L 27-56	H
	11/21/64	San Jose State	L 14-26	A
	11/20/65	Fresno State	W 24-18	H
	11/19/66	Fresno State	W 15-13	A
	11/18/67	San Jose State	L 30-35	H
	9/28/68	San Jose State	L 21-15	A
	11/21/70	Fresno State	W 27-19	A
	9/18/71	Fresno State	W 14-7	H
	9/30/72	Fresno State	W 23-21	A
	9/15/73	San Jose State	L 6-24	H
	9/14/74	San Jose State	L 7-28	A
	11/1/75	San Jose State	L 7-21	H
	10/23/76	San Jose State	L 7-21	A
	10/22/77	Fresno State	W 45-24	H
	10/21/78	San Jose State	L 16-26	A
	10/13/79	San Jose State	L + 22-35	H
	10/11/80	San Jose State	L 14-26	A
	10/3/81	San Jose State	L 33-65	H
	10/23/82	Fresno State	W 39-27	A
	10/8/83	San Jose State	L 23-41	H
	10/27/84	San Jose State	L 17-18	A
	10/12/85	Fresno State	W 37-17	H
	10/4/86	San Jose State	L 41-45	A
	10/17/87	San Jose State	L 16-20	H
	10/29/88	Fresno State	W 17-15	A
	11/4/89	Fresno State	W 31-30	H
	11/17/90	San Jose State	L 7-42	A
	11/23/91	Fresno State	W 31-28	H
	9/3/94	Fresno State	W 45-13	H
	10/12/96	Fresno State	W 28-18	H
	11/1/97	Fresno State	W 53-12	A
	11/21/98	Fresno State	W 24-21	H
	11/20/99	Fresno State	W 63-12	H
	11/25/00	Fresno State	W 37-6	A
	11/23/01	Fresno State	W 40-21	H
	11/23/02	Fresno State	W 19-16	A
	11/15/03	Fresno State	W 41-7	H
	11/27/04	Fresno State	W 62-28	A
	11/5/05	Fresno State	W 45-7	H
	12/2/06	San Jose State	L 14-24	A
	10/20/07	Fresno State	W 30-0	H
	11/21/08	Fresno State	W 24-10	A
	10/17/09	Fresno State	W 41-21	H
	10/23/10	Fresno State	W 33-18	A
	11/26/11	San Jose State	L 24-27	H

11/19/13	San Jose State	L 52-62	A
11/8/14	Fresno State	W 38-24	H
9/26/15	San Jose State	L 23-49	A
11/26/16	San Jose State	L 16-14	H
10/7/17	Fresno State	W 27-10	A

+ Indicates forfeit (does not alter record)

SMU

Fresno State leads 5-2

(H: 3-0, A: 2-1, N: 0-1)

Date	Winner	Score	Site
10/14/99	SMU	L 14-24	A
11/18/00	Fresno State	W 14-7	H
11/10/01	Fresno State	W 38-13	A
10/12/02	Fresno State	W 30-7	H
11/1/03	Fresno State	W 20-11	A
10/30/04	Fresno State	W 42-43	H
12/24/12	SMU	L 10-40	(I)

I - Sheraton Hawai'i Bowl (Honolulu)

SOUTH DAKOTA STATE

Fresno State leads 1-0

(H: 1-0)

Date	Winner	Score	Site
9/19/64	Fresno State	W 20-14	H

SOUTHERN ILLINOIS

Fresno State leads 2-1

(H: 1-1, A: 1-0)

Date	Winner	Score	Site
11/18/80	Fresno State	W 31-14	A
10/17/81	Southern Illinois	L 18-24	H
10/17/87	Fresno State	W 35-0	H

SOUTHERN UTAH

Fresno State leads 1-0

(H: 1-0)

Date	Winner	Score	Site
9/20/14	Fresno State	W 56-16	H

STANFORD

Stanford leads 3-0

(H: 0-1, A: 0-2)

Date	Winner	Score	Site
1926	Stanford	L 7-44	A
1927	Stanford	L 0-33	A
1928	Stanford	L 0-47	H

TENNESSEE

Tennessee leads 1-0

(A: 1-0)

Date	Winner	Score	Site
8/30/03	Tennessee	L 6-24	A

TCU

TCU leads 2-1

(H: 1-0, A: 0-2)

Date	Winner	Score	Site
10/10/98	TCU	L 10-21	A
10/2/99	Fresno State	W 26-19 ^{OT}	H
11/11/00	TCU	L 7-24	A

TEXAS A&M

Texas A&M leads 1-0

(A: 1-0)

Date	Winner	Score	Site
9/8/07	Texas A&M	L 47-45 ^{3OT}	A

TEXAS TECH

Texas Tech leads 1-0

ALL-TIME SERIES RECORDS

TULSA

Fresno State leads 4-3
(H: 2-1, A: 2-1, N: 0-1)

Date	Winner	Score	Site
10/30/99	Fresno State	W 28-14	A
10/28/00	Fresno State	W 34-12	H
9/22/01	Fresno State	W 37-18	A
11/9/02	Fresno State	W 31-12	H
12/31/05	Tulsa	L 31-24	(1)
9/22/12	Tulsa	L 27-26	A
9/24/16	Fresno State	L 48-41 ^{OT}	H

1 - AutoZone Liberty Bowl (Memphis, Tenn.)

UC DAVIS

Fresno State leads 12-5-1
(H: 6-4, A: 5-1-1)

Date	Winner	Score	Site
1922	TIED	T 0-0	A
1923	Fresno State	W 26-14	A
1925	UC Davis	L 0-6	H
1926	Fresno State	W 23-7	H
1927	UC Davis	L 7-13	H
1928	UC Davis	L 0-13	H
1929	UC Davis	L 0-22	A
1930	Fresno State	W 27-7	H
1931	Fresno State	W 20-7	A
1932	UC Davis	L 0-3	H
1933	Fresno State	W 20-0	A
1934	Fresno State	W 40-13	H
1935	Fresno State	W 32-6	A
1937	Fresno State	W 19-0	A
1938	Fresno State	W 37-7	H
9/22/51	Fresno State	W 27-0	A
9/20/52	Fresno State	W 41-7	H
9/5/09	Fresno State	W 51-0	H

UCLA

UCLA leads 6-2
(A: 1-6, N: 1-0)

Date	Winner	Score	Site
1928	UCLA	L 0-7	A
1929	UCLA	L 6-56	A
9/19/87	UCLA	L 0-17	A
9/30/95	UCLA	L 21-45	A
9/18/99	UCLA	L 21-35	A
9/9/00	UCLA	L 21-24	A
12/30/03	Fresno State	W 17-9	(1)
9/27/08	Fresno State	W 36-31	A

1 - Silicon Valley Football Classic IV (San Jose, Calif.)

UNLV

Fresno State leads 13-7
(H: 8-3, A: 5-4)

Intra-Conference: 12-5

Date	Winner	Score	Site
11/3/79	UNLV	L 28-31	H
9/13/80	UNLV	L 6-35	A
11/7/81	Fresno State	W 42-26	H
11/20/82	Fresno State	W 30-28	A
11/5/83	UNLV	L + 7-20	H
11/24/84	UNLV	L + 13-37	A
9/14/85	Fresno State	W 26-6	H
11/6/86	Fresno State	W 36-7	A
10/31/87	Fresno State	W 45-10	H
11/12/88	Fresno State	W 31-14	A
10/28/89	Fresno State	W 31-17	H
11/3/90	Fresno State	W 45-18	A
10/26/91	Fresno State	W 48-22	H
10/26/96	Fresno State	W 34-23	A
10/25/97	Fresno State	W 46-28	H
10/19/13	Fresno State	W 38-14	H
10/10/14	UNLV	L 30-27 ^{OT}	A
10/16/15	Fresno State	W 31-28	H
10/1/16	UNLV	L 45-20	A
10/28/17	UNLV	L 26-16	H

+ Indicates forfeit (does not alter record)

USC

USC leads 3-1
(A: 0-1, N: 1-1)

Date	Winner	Score	Site
12/29/92	Fresno State	W 24-7	(1)
11/19/05	USC	L 42-50	A
12/21/13	USC	L 20-45	(2)
8/30/14	USC	L 13-52	A

1 - Freedom Bowl (Anaheim, Calif.)
2 - Royal Purple Las Vegas Bowl (Las Vegas, Nev.)

UTAH

Utah leads 7-4

(H: 3-1, A: 1-5, N: 0-1)

Date	Winner	Score	Site
9/27/80	Utah	L 12-27	A
9/2/89	Fresno State	W 52-22	H
9/15/90	Fresno State	W 31-7	A
11/7/92	Fresno State	W 41-15	H
9/23/95	Utah	L 21-24	A
9/21/96	Utah	L 17-45	A
10/2/97	Fresno State	W 27-13	H
10/17/98	Utah	L 16-24	A
12/18/99	Utah	L 16-17	(1)
9/6/14	Utah	L 27-59	A
9/19/15	Utah	L 24-45	H

1-EA Sports Las Vegas Bowl (Las Vegas, Nev.)

UTAH STATE

Fresno State leads 17-12-1

(H: 13-3-1, A: 4-9)

Date	Winner	Score	Site
10/18/52	Fresno State	W 27-21	H
11/7/53	Utah State	L 6-46	A
10/9/54	Fresno State	W 23-13	H
10/29/55	Utah State	L 14-39	A
9/23/78	Utah State	L 22-45	A
11/24/79	Utah State	L 31-41	H
10/25/80	Utah State	L 0-14	H
10/31/81	Utah State	L 0-20	A
10/2/82	Fresno State	W 31-6	H
10/1/83	Utah State	L 12-20	A
10/20/84	Fresno State	W 43-18	H
10/26/85	Fresno State	W 38-19	A
11/22/86	Fresno State	W 14-7	H
11/14/87	Utah State	L 13-17	A
10/15/88	Fresno State	W 51-10	H
10/14/89	Fresno State	W 34-7	A
10/13/90	TIED	T 24-24	H
11/2/91	Utah State	L 19-20	A
9/25/93	Fresno State	W 30-14	H
12/1/01	Fresno State	W 70-21	H
10/15/05	Fresno State	W 53-21	H
10/7/06	Utah State	L 12-13	A
11/3/07	Fresno State	W 38-27	H
10/25/08	Fresno State	W 30-28	A
10/31/09	Fresno State	W 31-27	H
9/18/10	Fresno State	W 41-24	A
10/15/11	Fresno State	W 31-21	H
12/7/13	Fresno State	W 24-17	(1)
10/10/15	Utah State	L 14-56	H
10/22/16	Utah State	L 38-20	A

1 - Mountain West Championship Game (Fresno, Calif.)

UTEP

Fresno State leads 8-3-1

(H: 6-2, A: 2-1-1)

Date	Winner	Score	Site
1938	UTEP	L 6-26	H
1939	Fresno State	W 10-7	H
1940	Fresno State	W 16-6	H
11/28/92	Fresno State	W 43-18	A
11/6/93	Fresno State	W 30-10	H
11/12/94	TIED	T 30-30	A
11/11/95	Fresno State	W 47-14	H
10/24/98	Fresno State	W 32-6	H
10/23/99	Fresno State	W 24-23 ^{OT}	H
10/21/00	UTEP	L 13-23	A
11/29/03	Fresno State	W 23-20	A
10/9/04	UTEP	L 21-24	H

VIRGINIA

Fresno State leads 1-0
(N: 1-0)

Date	Winner	Score	Site
12/27/04	Fresno State	W 37-34 ^{OT}	(1)

1 - MPC Computers Bowl (Boise Idaho)

WASHINGTON

Washington leads 3-1
(A: 1-3)

Date	Winner	Score	Site
9/29/79	Washington	L 49-14	A
9/5/04	Fresno State	W 35-16	A
9/16/06	Washington	L 21-20	A
9/16/17	Washington	L 48-16	A

WASHINGTON STATE

Washington leads 3-1
(H: 0-1, A: 1-2)

Date	Winner	Score	Site
9/5/87	Washington State	L 24-41	A
9/14/91	Fresno State	W 34-30	A
9/26/92	Washington State	L 37-39	H
9/10/94	Washington State	L 3-24	A

WEBER STATE

Fresno State leads 4-0
(H: 4-0)

Date	Winner	Score	Site
9/16/78	Fresno State	W 55-14	H
9/25/82	Fresno State	W 25-9	H
9/10/05	Fresno State	W 55-17	H
9/1/12	Fresno State	W 37-10	H

WESTERN ILLINOIS

Fresno State leads 1-0
(H: 1-0)

Date	Winner	Score	Site
9/12/87	Fresno State	W 20-17	H

WESTERN MICHIGAN

Fresno State leads 2-0
(H: 2-0)

Date	Winner	Score	Site
9/16/72	Fresno State	W 41-14	H
12/10/88	Fresno State	W 35-30	H [^]

[^] Cal bowl VIII (Fresno, Calif.)

WISCONSIN

Wisconsin leads 3-1
(H: 0-1; A: 1-2)

Date	Winner	Score	Site
9/8/02	Fresno State	W 32-20	A
8/23/02	Wisconsin	L 21-23	A
9/13/08	Wisconsin	L 10-13	H
9/12/09	Wisconsin	L 31-34 ^{OT}	A

WYOMING

Fresno State leads 6-5
(H: 4-1, A: 2-3, N: 0-1)

Date	Winner	Score	Site
10/31/92	Fresno State	W 42-31	H
10/30/93	Wyoming	L 28-32	A
10/15/94	Fresno State	W 38-24	H
11/18/95	Wyoming	L 10-38	A
10/19/96	Wyoming	L 21-42	A
11/22/97	Fresno State	W 27-7	H
12/19/09	Wyoming	L 28-35	(1)
19/20/12	Fresno State	W 42-14	H
11/9/13	Fresno State	W 48-10	A
11/1/14	Wyoming	L 17-45	H
11/18/17	Fresno State	W 13-7	A

1 - New Mexico Bowl (Albuquerque, N.M.)

-Shading indicates 2018 Opponent

SERIES AGAINST DEFUNCT PROGRAMS/NON D-I PROGRAMS

ADAMS STATE			
Date	Winner	Score	Site
10/5/63	Fresno State	W 25-7	H

ALAMEDA AIR PAC			
Date	Winner	Score	Site
1949	Fresno State	W 55-30	H

BAKERSFIELD JC			
Date	Winner	Score	Site
1922	Fresno State	W 31-6	A
1923	Fresno State	W 32-6	H
1924	Fresno State	W 9-0	H

BARBARIANS			
Date	Winner	Score	Site
1925	Fresno State	W 63-6	H

CALIFORNIA JVS			
Date	Winner	Score	Site
1933	California JVs	L 0-7	H
1934	California JVs	L 6-12	H
1935	California JVs	L 7-13	H
1936	Fresno State	W 32-6	H
1937	Fresno State	W 20-7	H
1938	Fresno State	W 27-7	H
1939	Fresno State	W 28-7	H

CAL CHRISTIAN			
Date	Winner	Score	Site
1924	Fresno State	W 31-0	H
1930	Fresno State	W 19-7	A

CAL POLY POMONA			
Date	Winner	Score	Site
1933	Fresno State	W 24-0	H
9/20/69	Fresno State	W 27-7	H
9/8/73	Cal Poly Pomona	L 9-17	H
9/7/74	Cal Poly Pomona	L 12-13	H

CAL STATE FULLERTON			
Fresno State leads 13-6			
(H: 10-3, A: 3-2, N: 0-1)			

Date	Winner	Score	Site
12/11/71	CS Fullerton	L 14-17	(1)
10/26/74	Fresno State	W 48-21	A
9/6/75	Fresno State	W 49-7	H
10/2/76	Fresno State	W 31-12	H
11/11/77	Fresno State	W 44-19	A
10/28/78	CS Fullerton	L 8-37	H
11/10/79	Fresno State	W 28-24	H
9/6/80	CS Fullerton	L 25-39	A
10/10/81	CS Fullerton	L 10-13	H
11/6/82	Fresno State	W 31-14	H
10/22/83	CS Fullerton	L 17-18	H
11/3/84	CS Fullerton	L 17-20	A
11/2/85	Fresno State	W 42-7	H
10/30/86	Fresno State	W 30-20	H
11/7/87	Fresno State	W 21-17	H
10/8/88	Fresno State	W 23-10	A
10/21/89	Fresno State	W 33-19	H
9/29/90	Fresno State	W 38-3	H
11/16/91	Fresno State	W 38-7	H

1 - Mercy Bowl II (Anaheim, Calif.)

CAL STATE LA			
Date	Winner	Score	Site
10/9/53	Cal State LA	L 12-14	A
10/2/54	Fresno State	W 49-19	H
10/25/58	Fresno State	W 7-6	A
11/21/59	Fresno State	W 21-0	H
10/22/60	Fresno State	W 35-13	A
10/21/61	Fresno State	W 35-6	A
10/20/62	Fresno State	W 34-0	A
10/26/63	Fresno State	W 35-20	H
10/24/64	Cal State LA	L 12-32	A
10/23/65	Cal State LA	L 15-17	H
10/22/66	Fresno State	W 14-7	A
10/21/67	Fresno State	W 14-3	H
10/25/68	Fresno State	W 42-20	A
10/25/69	Fresno State	W 24-0	H

10/24/70	Fresno State	W 51-6	H
10/23/71	Fresno State	W 47-7	H
10/21/72	Fresno State	W 31-0	H
11/15/75	Fresno State	W 59-14	H

CAL STATE NORTHRIDGE			
Date	Winner	Score	Site
10/8/66	Fresno State	W 18-17	H
10/7/67	Fresno State	W 31-25	A
10/11/68	Fresno State	W 35-12	H
10/11/69	Fresno State	W 38-14	A
10/10/70	Fresno State	W 21-7	H
11/13/71	Fresno State	W 23-7	H
11/24/73	Fresno State	W 54-24	H
11/2/74	Fresno State	W 41-0	A
9/20/75	CS Northridge	L 7-13	H

CAL TECH			
Date	Winner	Score	Site
1921	Fresno State	W 12-0	A
1921	Fresno State	W 12-0	H
1933	Fresno State	W 26-6	H
1934	Fresno State	W 66-0	H
1935	Fresno State	W 51-7	H

CAMP BEALE			
Date	Winner	Score	Site
1945	Camp Beale	L 13-21	A

CAMP HAAN			
Date	Winner	Score	Site
1941	TIED	T 7-7	A

CARUTHERS LEGION			
Date	Winner	Score	Site
1923	Fresno State	W 39-0	H

CHICO STATE			
Date	Winner	Score	Site
1921	Chico State	L 0-3	H
1924	Chico State	L 0-16	A
1929	Chico State	L 0-12	A
1930	Fresno State	W 13-7	H
1931	Chico State	L 6-18	A
1935	Fresno State	W 13-0	A
1936	Fresno State	W 38-0	H
1937	Fresno State	W 40-7	H

FORT ORD			
Date	Winner	Score	Site
9/1/90	Fresno State	W 41-10	H

FRESNO HIGH			
Date	Winner	Score	Site
1921	Fresno High	L 7-62	H

HARDIN-SIMMONS			
Date	Winner	Score	Site
1936	Hardin-Simmons	L 6-28	A
1937	Hardin-Simmons	L 7-14	H

HAWAIIAN ALL-STARS			
Date	Winner	Score	Site
1946	Fresno State	W 13-6	H

HAYWARD STATE			
Date	Winner	Score	Site
9/12/70	Fresno State	W 28-12	H
9/11/71	Hayward State	L 14-18	H

HEALANI AC			
Date	Winner	Score	Site
1939	Fresno State	W 21-6	A
1940	Fresno State	W 20-0	A

HONOLULU ALL-STARS			
Date	Winner	Score	Site
1947	Honolulu All-Stars	L 7-34	H

HUMBOLDT STATE			
Date	Winner	Score	Site
12/14/68	Humboldt State	L 14-29	(1)
1 - Camellia Bowl (Sacramento, Calif.)			

LaVERNE			
Date	Winner	Score	Site
1921	Fresno State	W 46-0	H
1926	Fresno State	W 22-7	H
1931	LaVerne	L 6-7	H
1932	Fresno State	W 6-0	H
1933	Fresno State	W 14-7	H
1935	Fresno State	W 46-0	H

LEMOORE HIGH			
Date	Winner	Score	Site
1922	Fresno State	W 25-9	A

LEILEHAU ALUMNI			
Date	Winner	Score	Site
1946	Fresno State	W 18-6	A

LONG BEACH STATE			
Date	Winner	Score	Site
11/8/58	Fresno State	W 22-6	H
11/14/59	Fresno State	W 29-8	A
11/5/60	Fresno State	W 21-3	H
11/3/61	Fresno State	W 37-14	A
11/3/62	Fresno State	W 50-0	H
11/2/63	Long Beach State	L 14-25	A
11/7/64	Long Beach State	L 20-21	H
11/6/65	Long Beach State	L 12-14	A
11/5/66	Long Beach State	L 20-28	H
11/4/67	Long Beach State	L 14-26	A
11/9/68	Fresno State	W 34-28	H
11/8/69	Long Beach State	L 7-37	A
11/7/70	Long Beach State	L 14-50	H
11/5/71	Long Beach State	L 13-30	A
11/4/72	Long Beach State	L 16-21	H
10/19/73	Fresno State	W 15-14	A
11/9/74	Long Beach State	L 24-28	H
10/18/75	Long Beach State	L 17-47	A
11/6/76	Fresno State	W 23-0	H
11/5/77	Fresno State	W 23-14	A
11/4/78	Fresno State	W 42-41	H
10/20/79	Long Beach State	L 14-24	A
11/11/80	Long Beach State	L 9-34	H
11/14/81	Fresno State	W 31-30	A
10/30/82	Fresno State	W 40-22	H
11/12/83	Fresno State	W 7-3	A
9/22/84	Fresno State	W 20-17	H
11/16/85	Fresno State	W 33-31	A
10/25/86	Fresno State	W 25-12	H
10/1/87	Fresno State	W 30-7	H
11/19/88	Fresno State	W 31-3	H
9/23/89	Fresno State	W 52-0	H
10/20/90	Fresno State	W 28-16	H
10/12/91	Fresno State	W 42-14	H

LOYOLA			
Date	Winner	Score	Site
1922	Fresno State	W 2-0+	A
1929	Loyola	L 0-20	H
1930	Fresno State	W 12-7	A
1942	Fresno State	W 27-6	A
1946	Fresno State	W 28-0	H
1949	Loyola	L 13-52	A
1950	Loyola	L 0-28	H

+ Indicates forfeit (does not alter record)

MARCH FIELD			
Date	Winner	Score	Site
1942	Fresno State	W 20-0	H

MARE ISLAND NAVY			
Date	Winner	Score	Site
1924	Fresno State	W 10-0	H

MINTER FIELD			
Date	Winner	Score	Site
1944	Minter Field	L 0-20	A
1944	Minter Field	L 0-13	H
1945	TIED	T 0-0	H

MOLII BEARS			
Date	Winner	Score	Site
1946	Fresno State	W 41-0	A
1947	Fresno State	W 18-7	H

MODESTO JC			
Date	Winner	Score	Site
1921	Fresno State	W 28-0	A
1922	TIED	T 0-0	H
1923	Fresno State	W 7-6	A
1924	Fresno State	W 41-6	H
1925	TIED	T 6-6	A
1944	Modesto JC	L 0-28	A

NORTH TEXAS STATE			
Date	Winner	Score	Site
1950	N. Texas State	L 12-31	H
11/17/51	N. Texas State	L 0-62	A

OCCIDENTAL			
Date	Winner	Score	Site
1925	Occidental	L 10-33	H
1942	Fresno State	W 53-6	H
10/27/51	Fresno State	W 27-6	H
10/24/52	Fresno State	W 20-9	A

OKLAHOMA CITY			
Date	Winner	Score	Site
1946	Oklahoma City	L 7-46	A
1947	Oklahoma City	L 2-27	H

OLYMPIC CLUB			
Date	Winner	Score	Site
1929	Olympic Club	L 0-60	H

PACIFIC			
Fresno State leads 41-26-2			
(H: 22-10, A: 19-16-2)			

Date	Winner	Score	Site
1921	Pacific	L 0-35	A
1922	Fresno State	W 12-7	H
1924	Fresno State	W 12-0	A
1925	Pacific	L 0-7	H
1926	TIED	T 0-0	A
1927	Fresno State	W 6-0	H
1928	Pacific	L 0-13	A
1929	Fresno State	W 20-6	H
1930	Fresno State	W 19-0	A
1931	Fresno State	W 6-0	H
1932	Pacific	L 0-35	A
1933	Pacific	L 0-12	H
1934	Fresno State	W 7-6	A
1935	Fresno State	W 20-7	H
1936	Pacific	L 0-17	A
1937	Fresno State	W 20-0	H
1938	Pacific	L 13-18	A
1939	Fresno State	W 7-0	H
1940	Fresno State	W 3-0	A
1941	Fresno State	W 13-0	A
1942	Fresno State	W 13-0	A
1944	Pacific	L 6-14	H
1945	Fresno State	W 13-0	A
1945	Fresno State	W 16-0	A
1946	Fresno State	W 13-12	H
1947	Pacific	L 22-47	A
1948	Pacific	L 0-55	H
1949	Pacific	L 0-45	A
1950	Pacific	L 7-52	H
11/15/52	Pacific	L 0-50	H
11/21/53	TIED	T 21-21	A
10/13/56	Pacific	L 14-21	H
9/28/57	Pacific	L 12-34	A
11/27/58	Pacific	L 6-52	H
11/7/59	Pacific	L 13-18	A
11/26/60	Fresno State	W 32-7	H

SERIES RECORDS AGAINST DEFUNCT PROGRAMS/NON D-I PROGRAMS

10/7/61	Fresno State	W	20-19	A
11/17/62	Fresno State	W	18-13	H
10/12/63	Fresno State	W	29-7	A
11/14/64	Fresno State	W	54-7	H
11/13/65	Fresno State	W	20-0	A
11/12/66	Fresno State	W	16-14	H
11/11/67	Pacific	L	20-32	A
11/23/68	Fresno State	W	10-3	H
10/4/69	Pacific	L	21-40	A
10/3/70	Fresno State	W	34-14	H
11/20/71	Pacific	L	13-14	A
10/7/72	Pacific	L	0-17	H
11/10/73	Pacific	L	0-42	A
10/19/74	Fresno State	W	37-21	H
10/25/75	Pacific	L	28-45	A
10/30/76	Fresno State	W	35-7	H
10/15/77	Fresno State	W	24-10	A
10/14/78	Pacific	L	7-27	H
10/27/79	Fresno State	W	33-10	A
10/18/80	Fresno State	W	27-3	H
10/24/81	Fresno State	W	30-27	A
10/9/82	Fresno State	W	49-30	H
9/24/83	Fresno State	W	34-14	A
11/10/84	Pacific	L	6-24	H
11/9/85	Fresno State	W	43-37	A
10/18/86	Fresno State	W	10-9	H
10/24/87	Pacific	L	22-23	A
11/5/88	Fresno State	W	34-0	H
9/16/89	Fresno State	W	27-14	A
11/10/90	Fresno State	W	48-17	H
11/9/91	Fresno State	W	59-14	A
9/5/92	Fresno State	W	42-21	A
9/16/95	Fresno State	W	56-24	H

PEPPERDINE

Date	Winner	Score	Site
1948	Pepperdine	I 13-14	A
1949	Fresno State	W 20-7	H
1950	Pepperdine	L 13-27	A
9/29/51	Fresno State	W 33-14	H
10/4/52	Fresno State	W 60-7	H
11/14/53	Fresno State	W 54-2	H

PORTLAND

Date	Winner	Score	Site
1939	Fresno State	W 27-13	H
1948	TIED	T 6-6	H

REDLANDS

Date	Winner	Score	Site
1923	Fresno State	W 10-6	H
1930	Fresno State	W 31-26	H

REEDLEY

Date	Winner	Score	Site
1923	Fresno State	W 39-0	H

REEDLEY HIGH

Date	Winner	Score	Site
1922	Fresno State	W 21-0	H

SACRAMENTO JC

Date	Winner	Score	Site
1923	Fresno State	W 53-18	H

SAINT MARY'S

Date	Winner	Score	Site
1925	Saint Mary's	L 15-61	A
1926	Saint Mary's	L 0-16	H
1945	Saint Mary's	L 6-32	H

SALINAS JC

Date	Winner	Score	Site
1944	Salinas JC	L 6-13	A

SAN DIEGO MARINES

Date	Winner	Score	Site
1932	Fresno State	W 12-0	H
1938	Fresno State	W 34-14	H
11/10/54	San Diego Marines	L 0-20	H
10/22/55	Fresno State	W 20-0	H
10/5/56	Fresno State	W 2-0	H
10/5/57	San Diego Marines	L 0-53	H
9/27/58	San Diego Marines	L 6-20	H
10/10/59	San Diego Marines	L 6-13	H

SAN DIEGO NAVY

Date	Winner	Score	Site
10/8/55	Fresno State	W 52-0	H

SAN FRANCISCO

Date	Winner	Score	Site
1935	San Francisco	L 3-21	H
1936	San Francisco	L 0-14	H
1938	San Francisco	L 6-14	H
1939	Fresno State	W 21-2	H
1941	San Francisco	L 27-47	A
1942	San Francisco	L 13-33	H

SAN FRANCISCO STATE

Date	Winner	Score	Site
1932	Fresno State	W 32-13	H
1934	Fresno State	W 33-6	H
11/24/51	SF State	L 7-20	H
11/22/52	Fresno State	W 48-20	H
11/11/53	Fresno State	W 41-27	H
11/26/54	Fresno State	W 39-20	H
9/23/55	Fresno State	W 20-12	A
10/20/56	Fresno State	W 28-0	H
10/12/57	Fresno State	W 27-7	A
11/22/58	Fresno State	W 35-0	H

SANTA CLARA

Date	Winner	Score	Site
1925	Santa Clara	L 0-6	H
1927	TIED	T 6-6	H
1928	Santa Clara	L 0-33	H
1934	Santa Clara	L 0-19	H
1935	Santa Clara	L 0-24	H
1946	Fresno State	W 20-7	H
1947	Santa Clara	L 19-20	H
1948	Santa Clara	L 7-45	H
1949	Santa Clara	L 0-53	H
9/16/67	Santa Clara	L 16-24	H
11/20/76	Santa Clara	L 17-20	A
11/19/77	Fresno State	W 35-7	H

SB MARINES

Date	Winner	Score	Site
1945	S.B. Marines	L 0-26	A

STANFORD FROSH

Date	Winner	Score	Site
1922	Stanford Frosh	L 3-7	H

ST. IGNATIUS

Date	Winner	Score	Site
1927	TIED	T 6-6	H
1928	St. Ignatius	L 0-19	H

TONOPAH ARMY AIR FIELD

Date	Winner	Score	Site
1944	TAAF	L 6-7	H

TULARE HIGH

Date	Winner	Score	Site
1922	Fresno State	W 12-0	A

UC SANTA BARBARA

Date	Winner	Score	Site
1926	Fresno State	W 26-0	H
1928	Fresno State	W 7-0	H
1938	Fresno State	W 28-0	H
1939	Fresno State	W 13-6	A
1940	Fresno State	W 20-6	H
1941	Fresno State	W 26-0	A
1946	Fresno State	W 20-13	A
1947	TIED	T 7-7	A
1948	Fresno State	W 28-7	H
1949	UC Santa Barbara	L 7-14	A
1950	UC Santa Barbara	L 7-13	H
10/12/51	UC Santa Barbara	L 22-23	H
10/24/53	Fresno State	W 20-0	H
10/23/54	Fresno State	W 26-20	A
10/4/58	UC Santa Barbara	L 22-25	A
10/3/59	Fresno State	W 28-12	H
9/30/60	Fresno State	W 33-15	A
9/30/61	Fresno State	W 22-14	H
9/28/62	Fresno State	W 37-0	A
9/19/70	Fresno State	W 25-10	A

USC JVs

Date	Winner	Score	Site
1934	Fresno State	W 7-0	H
1937	TIED	T 13-13	H

WASHBURN

Date	Winner	Score	Site
1932	Washburn	L 0-26	H
1933	Fresno State	W 7-0	H
10/2/65	Fresno State	W 54-0	H

WEST COAST ARMY

Date	Winner	Score	Site
1932	West Coast Army	L 6-7	H

WEST TEXAS STATE

Date	Winner	Score	Site
1940	Fresno State	W 15-6	H
1941	W. Texas State	L 6-7	A

WHITTIER

Date	Winner	Score	Site
1931	Fresno State	W 13-12	H
1936	Fresno State	W 18-0	H
1937	Fresno State	W 24-0	A
1940	Fresno State	W 13-7	H
1942	Fresno State	W 51-0	H
11/10/51	Fresno State	W 28-0	A
11/29/52	Fresno State	W 21-14	H

WHITWORTH

Date	Winner	Score	Site
9/22/62	Fresno State	W 48-7	H


WICHITA STATE

Date	Winner	Score	Site
10/13/73	Wichita State	L 13-18	A
11/15/74	Fresno State	W 24-12	H
11/8/75	Wichita State	L 11-28	A
10/9/76	Wichita State	L 24-30	A
11/21/85	Fresno State	W 47-6	H

WILLAMETTE

Date	Winner	Score	Site
1936	TIED	T 14-14	H
1937	Fresno State	W 7-0	A
10/1/55	Fresno State	W 33-7	H
9/29/56	Fresno State	W 27-12	A

BULLDOG COACHING HISTORY

**EMORY
RATCLIFFE***Founding Coach-1921****ARTHUR
JONES**1921-28
36-26-7 (.572)

CONFERENCE TITLES:

1922 - California Coast
1923 - California Coast**STANLEY
BORLESKE**1929-32
16-17-2 (.486)

CONFERENCE TITLES:

1930 - Far Western

**LEO HARRIS**1932-35
18-9-1 (.661)

CONFERENCE TITLES:

1934 - Far Western
1935 - Far Western**JAMES
BRADSHAW**1936-42, 1946
59-18-5 (.750)

CONFERENCE TITLES:

1937 - Far Western
1941 - CCAA
1942 - CCAA

BOWL GAMES

1937 - Little All-American (W, 27-26)

**EARL
WIGHT**1944
0-6-0 (.000)**ALVIN
PIERSON**1945, 1949
7-14-2 (.348)

BOWL GAMES:

1946 - Raisin Bowl (L, 13-12)

**KEN
GLEASON**1947-48
6-12-3 (.357)**DUKE
JACOBS**1950-51
7-11-1 (.385)**CLARK
VAN GALDER**1952-58
46-22-2 (.671)

CONFERENCE TITLES:

1954 - CCAA
1955 - CCAA
1956 - CCAA
1958 - CCAA**CECIL
COLEMAN**1959-63
37-13-0 (.740)

CONFERENCE TITLES:

1959-CCAA
1960-CCAA
1961-CCAA

BOWL GAMES:

1961 - Mercy Bowl (W, 36-6)

**PHIL
KRUEGER**1964-65
10-10-0 (.500)**DARRYL
ROGERS**1966-72
43-32-1 (.573)

CONFERENCE TITLES:

1968 - CCAA

BOWL GAMES:

1968 - Camellia Bowl (L, 29-14)
1971 - Mercy Bowl (L, 17-14)**JR BOONE**1973-75
10-24-0 (.294)**BOB
PADILLA**1978-79
7-15-0 (.318)**JIM
SWEENEY**1976-77; 1980-96
143-73-3 (.653)

CONFERENCE TITLES:

1977 - PCAA
1982 - PCAA
1985 - PCAA
1988 - Big West
1989 - Big West
1991 - Big West
1992 - Western Athletic
1993 - Western Athletic

BOWL GAMES:

1982 - California Bowl (W, 29-28)
1985 - California Bowl (W, 51-7)
1988 - California Bowl (W, 35-30)
1989 - California Raisin Bowl (W, 27-6)
1991 - California Bowl (L, 28-21)
1992 - Freedom Bowl (W, 24-7)
1993 - Jeep Eagle Aloha Bowl (L, 41-30)**PAT HILL**1997-2011
112-80 (.583)

CONFERENCE TITLES:

1999 - Western Athletic

BOWL GAMES:

1999 - EA Sports Las Vegas Bowl (L, 17-16)
2000 - Silicon Valley Football Classic (L, 37-34)
2001 - Silicon Valley Football Classic (L, 44-35)
2002 - Silicon Valley Football Classic (W, 30-21)
2003 - Silicon Valley Football Classic (W, 17-9)
2004 - MPC Computers Bowl (W, 37-34^{OT})
2005 - AutoZone Liberty Bowl (L, 31-24)
2007 - Rody's Humanitarian (W, 40-28)
2008 - New Mexico Bowl (L, 40-35)
2009 - New Mexico Bowl (L, 35-28)
2010 - uDrove Humanitarian Bowl (L, 40-17)**TIM
DeRUYTER**2012-2016
30-30 (.500)

CONFERENCE TITLES:

2012 - Mountain West
2013 - Mountain West

BOWL GAMES:

2012 - Sheraton Hawai'i Bowl (L 43-10)
2013 - Royal Purple Las Vegas Bowl (L, 45-20)
2014 - Hawai'i Bowl (L, 30-6)**ERIC
KIESAU**2016-INTERIM HEAD COACH
0-4 (.000)**JEFF
TEDFORD**2017-
10-4 (.875)

BOWL GAMES:

2017 - Hawai'i Bowl (W 33-27)

**Bulldog Coaching Records
(by Victories)**

Name (Seasons)	W	L	T	Pct.
Jim Sweeney (19)	143	75	3	.654
Pat Hill (15)	112	80	0	.583
James Bradshaw (8)	59	18	5	.750
Clark Van Galder (7)	46	22	2	.671
Darryl Rogers (7)	43	32	1	.573
Cecil Coleman (5)	37	13	0	.740
Arthur Jones (8)	36	26	7	.572
Tim DeRuyter (5)	30	30	0	.500
Leo Harris (3)	19	9	1	.661
Stanley Borleske (4)	16	17	2	.486
Phil Krueger (2)	10	10	0	.500
JR Boone (3)	10	24	0	.294
Jeff Tedford (1)	10	4	0	.875
Duke Jacobs (2)	7	11	1	.395
Alvin Pierson (2)	7	14	2	.348
Bob Padilla (2)	7	15	0	.318
Ken Gleason (2)	6	12	3	.357
Earl Wight (1)	0	6	0	.000
Eric Kiesau (1)	0	4	0	.000

Bulldog Coaching Records**(by Winning % - min. 20 victories)**

Name (Seasons)	W	L	T	Pct.
James Bradshaw (8)	59	18	5	.750
Cecil Coleman (5)	37	13	0	.740
Clark Van Galder (7)	46	22	2	.671
Jim Sweeney (19)	143	75	3	.654
Pat Hill (15)	112	80	0	.583
Darryl Rogers (7)	43	32	1	.573
Arthur Jones (8)	36	26	7	.572
Tim DeRuyter (5)	30	30	0	.500

Bulldog Coaching Records**(by Games Coached)**

Name (Seasons)	W	L	T	GAMES
Jim Sweeney (19)	143	75	3	221
Pat Hill (15)	112	80	0	192
James Bradshaw (8)	59	18	5	82
Darryl Rogers (7)	43	32	1	76
Clark Van Galder (7)	46	22	2	70
Arthur Jones (8)	36	26	7	69
Tim DeRuyter (5)	30	30	0	60
Cecil Coleman (5)	37	13	0	50
Stanley Borleske (4)	16	17	2	35
JR Boone (3)	10	24	0	34
Leo Harris (3)	19	9	1	29
Alvin Pierson (2)	7	14	2	23
Bob Padilla (2)	7	15	0	22
Ken Gleason (2)	6	12	3	21
Phil Krueger (2)	10	10	0	20
Duke Jacobs (2)	7	11	1	19
Jeff Tedford (1)	10	4	0	14
Earl Wight (1)	0	6	0	6
Eric Kiesau (1)	0	4	0	4

COACH OF THE YEAR**Jim Sweeney**1977 PCAA Coach of the Year
1982 PCAA Coach of the Year
District-9 Coach of the Year
1985 PCAA Coach of the Year
District-9 Coach of the Year
UPI All-West Coach of the Year
1988 Big West Coach of the Year
1989 Big West Coach of the Year
National Coach of the Year Semifinalist
1991 Big West Coach of the Year**Jeff Tedford**2017 Mountain West Coach of the Year
AFCA Region-5 Coach of the Year
George Munger Collegiate Coach of the Year Semifinalist
Eddie Robinson Coach of the Year Finalist

YEAR-BY-YEAR: COACHING RESULTS

Year	Coach	Overall W-L-T	Conference W-L-T
1921	Arthur Jones	3-4-0	
1922	Arthur Jones	7-1-2	
1923	Arthur Jones	7-2-0	
1924	Arthur Jones	7-2-0	
1925	Arthur Jones	2-6-1	
1926	Arthur Jones	5-3-1	
1927	Arthur Jones	3-3-2	
1928	Arthur Jones	2-5-1	
Totals: 8 years		36-26-7	.572
1929	Stanley Borleske	1-7-0	
1930	Stanley Borleske	8-0-0	
1931	Stanley Borleske	4-6-0	
1932	Stanley Borleske	3-4-2	
Totals: 4 years		16-17-2	.486
1933	Leo Harris	5-4-0	
1934	Leo Harris	7-2-1	
1935	Leo Harris	6-3-0	
Totals: 3 years		18-9-1	.661
1936	James Bradshaw	5-3-1	
1937	James Bradshaw	8-1-1	
1938	James Bradshaw	7-3-0	
1939	James Bradshaw	9-1-0	
1940	James Bradshaw	9-2-1	
1941	James Bradshaw	4-3-2	
1942	James Bradshaw	9-1-0	
Totals: 8 years		59-18-5	.750
1943	No Football (World War II)		
1944	Earl Wight	0-6-0	
1945	Alvin Pierson	4-6-2	
Totals: 2 years		7-14-2	.348
1946	James Bradshaw	8-4-0	
(See above)			
1947	Ken Gleason	3-6-2	
1948	Ken Gleason	3-6-1	
Totals: 2 years		6-12-3	.357
1949	Alvin Pierson	3-8-0	
(See above)			
1950	Duke Jacobs	2-6-1	
1951	Duke Jacobs	5-5-0	
Totals: 2 years		7-11-1	.395
1952	Clark Van Galder	8-2-0	
1953	Clark Van Galder	4-4-2	
1954	Clark Van Galder	7-3-0	
1955	Clark Van Galder	9-1-0	
1956	Clark Van Galder	8-2-0	
1957	Clark Van Galder	5-5-0	
1958	Clark Van Galder	5-5-0	
Totals: 7 years		46-22-2	.671
1959	Cecil Coleman	7-3-0	5-0-0
1960	Cecil Coleman	9-1-0	5-0-0
1961	Cecil Coleman	10-0-0	5-0-0
1962	Cecil Coleman	7-3-0	4-1-0
1963	Cecil Coleman	4-6-0	
Totals: 5 years		37-13-0	.740
1964	Phil Krueger	4-6-0	1-3-0
1965	Phil Krueger	6-4-0	1-3-0
Totals: 2 years		10-10-0	.500
1966	Darryl Rogers	7-3-0	3-2-0
1967	Darryl Rogers	3-8-0	3-2-0
1968	Darryl Rogers	7-4-0	3-2-0
1969	Darryl Rogers	6-4-0	1-3-0
1970	Darryl Rogers	8-4-0	4-2-0
1971	Darryl Rogers	6-5-0	3-2-0
1972	Darryl Rogers	6-4-1	1-3-0
Totals: 7 years		43-32-1	.573
1973	JR Boone	2-9-0	1-3-0
1974	JR Boone	5-7-0	1-3-0
1975	JR Boone	3-8-0	1-4-0
Totals: 3 years		10-24-0	.294
1976	Jim Sweeney	5-6-0	3-1-0
1977	Jim Sweeney	9-2-0	4-0-0
(see to the right)			
1978	Bob Padilla	3-8-0	1-4-0
1979	Bob Padilla	4-7-0	3-2-0
Totals: 2 years		7-15-0	.318
1980	Jim Sweeney	5-6-0	1-4-0
1981	Jim Sweeney	5-6-0	2-3-0
1982	Jim Sweeney	11-1-0	6-0-0
1983	Jim Sweeney	6-5-0	2-4-0
1984	Jim Sweeney	6-6-0	3-4-0
1985	Jim Sweeney	11-0-1	7-0-0
1986	Jim Sweeney	9-2-0	6-1-0
1987	Jim Sweeney	6-5-0	4-3-0
1988	Jim Sweeney	10-2-0	7-0-0
1989	Jim Sweeney	11-1-0	7-0-0
1990	Jim Sweeney	8-2-1	5-1-1
1991	Jim Sweeney	10-2-0	6-1-0
1992	Jim Sweeney	9-4-0	6-2-0
1993	Jim Sweeney	8-4-0	6-2-0
1994	Jim Sweeney	5-7-1	3-4-1
1995	Jim Sweeney	5-7-0	2-6-0
1996	Jim Sweeney	4-7-0	3-5-0
Totals: 19 years		143-75-3	.654
1997	Pat Hill	6-6	5-3
1998	Pat Hill	5-6	5-3
1999	Pat Hill	8-5	5-2
2000	Pat Hill	7-5	6-2
2001	Pat Hill	11-3	6-2
2002	Pat Hill	9-5	6-2
2003	Pat Hill	9-5	6-2
2004	Pat Hill	9-3	5-3
2005	Pat Hill	8-5	6-2
2006	Pat Hill	4-8	4-4
2007	Pat Hill	9-4	6-2
2008	Pat Hill	7-6	4-4
2009	Pat Hill	8-5	6-2
2010	Pat Hill	8-5	5-3
2011	Pat Hill	4-9	3-4
Totals: 15 years		112-80-0	.583
2012	Tim DeRuyter	9-4	7-1
2013	Tim DeRuyter	11-2	7-1
2014	Tim DeRuyter	6-8	5-3
2015	Tim DeRuyter	3-9	2-6
2016	Tim DeRuyter	1-7	0-4
Totals: 5 years		30-30	.500
2016	Eric Kiesau	0-4	0-4
Totals: 0 years (Interim HC)		0-4	.000
2017	Jeff Tedford	10-4	7-1
Totals: 1 year		10-4	.714

All-Time RECORD:
96 Seasons 599-423-27 (.571)
27 Conference Titles

CONFERENCE TITLES (27)

1922 – California Coast Conference (CCC)
1923 – CCC
1930 – Far Western Conference (FWC)
1934 – FWC (Tie)
1935 – FWC
1937 – FWC
1941 – California Collegiate Athletic Association (CCAA)
1942 – CCAA
1954 – CCAA
1955 – CCAA
1956 – CCAA
1958 – CCAA
1959 – CCAA
1960 – CCAA
1961 – CCAA
1968 – CCAA
1977 – Pacific Coast Athletic Association (PCAA)
1982 – PCAA
1985 – PCAA
1988 – Big West Conference
1989 – Big West Conference
1991 – Big West Conference (Tie)
1992 – WAC (Tie)
1993 – WAC (Tie)
1999 – WAC (Tie)
2012 – Mountain West (Tie)
2013 – Mountain West

ALL-TIME ASSISTANT COACHES

LEO HARRIS (1933-35)

Roy Niswander

JAMES BRADSHAW (1936-42, 46)

Hal Beatty	R.O. Courtright	Alvin Pierson
Stan Borleske	Ken Gleason	J.C. Trombetta

EARL WIGHT (1944)

Jay Flint Hanner

ALVIN PIERSON (1945, 49)

Pete Beiden	Bob Burgess	Earl Wight
Don Bolt	Jay Flint Hanner	

KEN GLEASON (1947-48)

Bob Burgess	Mal Fiese	Alvin Pierson
-------------	-----------	---------------

DUKE JACOBS (1950-51)

Pete Beiden	Mal Fiese	Chuck Moran
Bob Burgess	Ken Gleason	

CLARK VAN GALDER (1952-58)

Bob Burgess	Ken Gleason
Mal Fiese	Darrel Stanley

CECIL COLEMAN (1959-63)

Bob Burgess	Ken Gleason	Bob Van Galder
-------------	-------------	----------------

PHIL KRUEGER (1964-65)

Jack Bohan	Ken Gleason	Bob Van Galder
Bob Burgess	John Reardon	Dick Van Galder

DARRYL ROGERS (1966-72)

Bob Burgess	Dick Murray	Bob Van Galder
Jim Colbert	Bob Padilla	

JR BOONE (1973-75)

Bill Baird	Pat Callahan	Dick Roach
Bob Burgess	John Godden	Dan Stockton

BOB PADILLA (1978-79)

Ken Blue	Charlie Hawthorne	Bill Stewart
Dennis Erickson	Mike Hill	Del Wight
John Godden	Mike Martz	

JIM SWEENEY (1976-77, 80-96)

Jon Anabo	Mike Hill	Steve Mooshagian
Ron Anton	Pat Hill	Rich Olson
Ken Blue	John Husby	Bob Owens
Leon Burnett	Cliff Hysell	Rod Perry
John Difede	Walt Klinker	Bill Stewart
Bill Dole	Mike Rasmussen	Jeff Tedford
Dennis Erickson	Willy Robinson	Bobby Turner
Jethro Franklin	Robin Ross	Mike Waufle
Greg Gibson	Kelly Skipper	J.D. Williams
John Gooden	Rick Stannard	Del Wright
Ken Greene	Ron Meeks	
Charlie Hawthorne	John Miklesh	

PAT HILL (1997-2011)

Pete Alamar	Kerry Locklin	Kelly Skipper
Micha Alba	Andy Ludwig	Tim Skipper
John Baxter	Tom Mason	Kevin Steele
Dan Brown	Jim McElwain	Randy Stewart
Frank Cignetti	Ruffin McNeill	Jeff Tedford
Kevin Coyle	Trent Miles	Joe Wade
Jethro Franklin	Doug Nussmeier	Dennis Wagner
Derek Frazier	Will Plemons	Mark Webber
Jeff Grady	John Settle	J.D. Williams
Ken Greene	Tim Simons	Keith Williams
Steve Hagen		

TIM DERUYTER (2012-2016)

Ron Antoine	Eric Kiesau	Burl Toler III
Joe Bernardi	Tim McDonald	Nick Toth
David Brown	Cameron Norcross	Joe Wade
Phil Earley	Jordan Peterson	Lorenzo Ward
Pete Germano	Dave Schramm	Mark Weber
		Marcus Woodson

JEFF TEDFORD (2017-PRESENT)

Jamar Cain	Jamie Christian	Kalen DeBoer
Lucus Gingold	Ryan Grubb	Kirby Moore
Orlando Steinauer	Kenwick Thompson	Scott Thompson
Bert Watts	J.D. Williams	

ALL-TIME LETTERWINNERS

A	Baker, Glenn.....1933	Borjas, Phil.....1971-72	C	Comfort, Joel.....1999
Abajian, Danny.....1981	Baker, Stephen.....1985-86	Borjas, Vince.....1976-77	Cain, Dick.....1959	Connette, Brandon.....2014
Adamo, David.....2001-02-03	Banks, Cornell.....2008-09-10	Boschma, Ryan.....2011	Cairns, Walter.....1924	Conrad, Chris.....1994-95-96-97
Adams, Davante.....2012-13	Banks, Devon.....1999-00-01	Botello, Emilio.....1993-94	Caldwell, Dallas.....1970	Conrow, Dan.....1939-40-41
Adams, Dave.....1982-83	Ball, Jimmy.....1974-75	Bowens, Craig.....1987-88	Callahan, Pat.....1968-69	Conti, Don.....1970
Adams, Kevin.....1995-96-98	Bancroft.....1923	Boyd, Daniel.....1938-39-40-45	Camacho, Jimmy.....2016-17	Cook, Larry.....1992-93-94
Adams, Mark.....1989-90	Banister, Ross.....1966-67	Boyd, Dave.....1937	Camilli, Jeff.....2013-14-15-16	Cook, Terry.....1988-89
Adams, Nate.....2006-07	Banks, Cornell.....2007	Boyer, Darren.....1989-91	Camp, Reynard.....2006-07-09	Cooks, Adrian.....1987-88-89
Adams, Stan.....1983-84	Barnes, Joe.....1995-96-97	Boyer, Markus.....2017	Campbell, Byron.....1983	Cooney, Terry.....1968-69
Adrian, Bill.....1978	Barnes, Riley.....2011-12-14	Boyes, Vance.....1974-75	Carbajal, Kirby.....1987	Cooper, Leslie.....2009-10-11
Adolph, Norman.....1952	Barrett, Jan.....1962	Braddon, Roger.....1967	Carden, Brian.....1984-85	Cooper, Taylor.....1989-90
Ajirotuto, Seyi.....2007-08-09	Baranek, Randy.....1993	Bradford, Larry.....1967	Cardwell, Don.....1936-37	Cordle, Steve.....1980-81
Akers, Matt.....2009, 2011	Barsotti, Mark.....1988-89-90-91	Bragg, Ron.....1973	Carlisle, Robert.....1944	Corda, Hank.....1967-68-69
Akins, Don.....1956	Bartels, Fred.....1952	Bramer, Keeley.....1979-80	Caropresso, Gary.....1969-70	Corippo, Jon.....1985-86
Alaman, Al.....1974-75	Bartlewski, Rich.....1986-87-88-89	Bramer, Lars.....2012-13	Carpenter, L.....1922-23-25	Cornett, Don.....1958
Albers, Ron.....1990	Bass, Dave.....1986-87	Brandon, Leonard.....1946	Carr, David.....1997-98-00-01	Cortez, Neftali.....1974-75
Alexander, Andre.....1987-88	Bass, Greg.....1973	Brandstater, Tom.....2005-06-07-08	Carr, Derek.....2011-12-13	Costa, Bill.....1989
Alexander, Halbert.....1937-38	Bates, Nick.....2007-08	Brannstetter, Vince.....1996-97-98-99	Carr, Gary.....1978-79	Costa, LeRoy.....1973-74
Alfaro, Joe.....1956	Battle, Frank.....1998-99	Brase, Dave.....1929-30	Carr, Malcolm.....1944	Costello, Rocco.....1983
Allain, Ivan.....1946-47-49	Battle, Larry.....1972	Brave, Ed.....1948-50	Carr, Michael.....1994-95-96-97	Cotten, Glen.....1974-75
Allen, Bud.....1930	Baumstark, Peter.....1979	Bratcher, Jim.....1970	Carter, Beau.....1961-62-63	Cowles, Ted.....1968-69
Allen, Curtis.....1983-84	Bautista, Juan.....2000-01-02	Braxton, Emery.....1990-91	Carter, Chris.....2007-08-09-10	Cox, Ron.....1987-88-89
Allen, Derrick.....1985-86	Baxter, Robert.....1922-23-24-25	Breshears, Quentin.....2012	Carter, Ed.....1981-82	Craig, Columbus.....1956
Allen, Fritz.....1968	Bayne, Chris.....1995-96	Brewer, DeWayne.....1952	Carter, Ken.....1951-52	Cramner, Elmer.....1934-35
Allen, Jerry.....1962	Beasley, Winston.....1952	Brigham, Bob.....1948-49-50	Carter, Suge.....1942-46-47	Craver, Aaron.....1989-90
Allen, Justin.....2016-17	Beatty, Hal.....1930-31	Brion, Jeremy.....1993-94	Carter, Terry.....1981-82	Crawford, Bill.....1971-72
Allison, James.....1990-91-92	Bebout, Mark.....1983	Brisco, Marlon.....2003-04-05-06	Casanova, Alec.....1972	Crawley, Jason.....2007
Allison, Jeffrey.....2016-17	Becker, Don.....1952	Brittingham, Rex.....1930	Casas, Danny.....1978	Crombie, Steve.....1992-93
Alloway, Stanley.....1961	Becker, Joe.....1979-80	Brockett, Don.....1961	Cash, Darryl.....2013-14	Cronk, Christian.....2016-17
Alston, Sean.....2011-12	Beckstrom, Clark.....1963	Brokan, Nick.....1937-38-39	Casida, Ken.....1968	Cropsy.....1922
Amerine, Gary.....1970	Begin, Dirk.....1968	Brooks, Bobby.....1995-96-97-98	Casner, Steve.....1992-93-94-95	Cross, Jim.....1933
Amendola, Kenny.....2005-06	Behrens, John.....1971-72	Brooks, Jermaine.....1998	Castillo, Greg.....1977	Cross, Ron.....1984
Anabo, Jon.....1961-62	Belatti, John.....1978-79	Brooks, Kelly.....1986	Castro, Frank.....1957	Crump, Dwayne.....1970-71-72
Anderson, Craig.....1956	Bell, Brad.....1990-91-92-93	Brooks, Nick.....1973-74	Cathcart, Scott.....1974	Crump, Tony.....1978
Anderson, Greg.....1973-74	Bell, Calvin.....1951-52-53	Brown, Bill.....1942	Catlin, Ed.....1964	Culver, Tyrone.....2002-03-04-05
Anderson, Kilton.....2015	Bell, Lorne.....2007-10	Brown, Charles.....1951	Cato, Matt.....1988	Cummings, Elmer.....1970-71
Anderson, Myron.....1930-31	Bell, Mike.....2016-17	Brown, Claude.....1987	Cato, Paul.....1951	Cummings, James.....2002
Andrews, Charles.....1926-27	Belatti, John.....1978-79	Brown, Dick.....1929	Caywood, Vernon.....1941-46-47	Cundan, Fred.....1952
Andrews, Dwayne.....2003-04-05-06	Belli, Barry.....1984-85-86-87	Brown, Doug.....1961	Chamberlain, Brett.....1979	Cunningham, Devan.....2007-08-09-10
Andrews, Richard.....1990	Belony, Patrick.....2016	Brown, Eric.....2007	Chamblide, Charlie.....1988	Cusator, Mark.....1977-78
Aney, Tom.....1947-48-49	Benck, Ernie.....1936-37	Brown, John.....1994	Chance, Sam.....1982	Cusick, Blake.....2016-17
Ansolabehere, Mike.....1963-64	Bengtson, Gary.....1960	Brown, Morris.....1981-82	Chapman, Ken.....1988	
Anton, Ron.....1975-76	Bennett, Bruce.....1969	Brown, Nick.....1952-57	Charlson, Chetty.....1934	Dack, Edgar.....1938-39
Antonetti, Roy.....1946-47	Bennett, Jamie.....1992	Brown, Pat.....1957	Charters, Clifton.....1923-24	Daigle, Anthony.....1991-92-93
Apley, G.....1927	Berg, Donald.....1967-68	Brown, Paul.....1941	Cheatham, Ryan.....1997	Dailey, Marc.....2000-01-02-03
Applegate, Dave.....1976-77	Berg, Mike.....1989-90-91	Brown, Quaadir.....2005-07	Chiaromonte, Giachino.....1997-98-99-00	Dalena, Frank.....2016
Apprite, Michael.....1974-75	Bernardi, Joe.....2007-08-09-10	Brown, Reggie.....1994-95	Chiconine, Larry.....1968-69-70	Damron, Paul.....1982-83
Arellanes, Jim.....1995-96	Berrian, Bernard.....1999-00-01-03	Brown, Stratton.....2014-15-16	Childers, Ben.....1971	Daniels, Eugene.....1944
Aremagni, Don.....1956	Bertrucci, Jim.....1973-74	Brown, Terence.....1997-98-99-00	Christensen, Jordan.....2003-04-05-06	Daniels, Melvin.....1931
Argentino, Mike.....1934-35	Berukoff, Esey.....1936-37	Brown, Tony.....1989-90-91	Christian, Jamie.....1991-92	Darrow, Scott.....1981-82
Armstrong, Marcellus.....1999-00	Bessey, Corliss.....1933-34	Brown, Travis.....2009-10-11-12	Chisom, Todd.....2007	DaSilva, Luis.....1988
Arnold, Jahine.....1994-95	Bessey, Roscoe.....1927-28-29-30	Brown, William.....1987	Chudy, Jeff.....1982	Davies, Temple.....1942
Arnold, Jeff.....1991-92-93	Best, F.....1922	Brownell, Lee.....1975	Chuhlantseff, Mike.....1984-85-86	Davis, Ben.....1970-71
Arsinian, Robert.....1945	Bettencourt, Darrell.....1975-76	Brumbough, George.....1924	Chism, T.....1926	Davis, Jack.....1955
Ashford, Greg.....1979	Bezzarides, Ted.....1933	Brumfield, Sylvester.....1990	Cicuto, John.....1965-66	Davis, Marque.....1999-01-02-03
Ashford, Kevin.....1983	Bhatti, Ahmad.....1998-00	Brummett, Trent.....1989-90	Claiborne, Adrian.....1993-94	Davis, Rodney.....2002-03
Ashmore, Terry.....1973-74	Biamo, Dick.....1948-49	Bruner, Maury.....1942	Clancy, William.....1944-46-47-48	Davis, Sharrod.....2007-08
Asparuhov, Asen.....2000-01-02	Bidwell, Oliver.....1945	Bryant, Jarom.....2016-17	Clark, Al.....1979	Davison, Tyeler.....2011-12-13-14
Aston, Bill.....1964-65-66	Bigelow, Alphonso.....1992-93-95	Buckett, Jay.....1961	Clark, Don.....1948	Day, Keith.....1981
Ataide, Craig.....1986-87	Biggs, Rick.....1974-75	Buechele, Eric.....1986-87-88-89	Clark, John.....1976-77	Day, Monte.....1963
Atkins, Kevin.....2017	Binger, Bob.....1952	Buenate, Ron.....1959	Clark, Pat.....1961	Dayton Keith.....1976-77
Atkisson, Maris.....1933	Billington, Greg.....1966-68	Buffuna, Bill.....1954	Clausen, H.....1926-27	DeAmarel, Jim.....1975-76
Auakian, Harold.....1956	Bishop, Ervin.....1961	Buford, Emmett.....1921	Claybaugh, Paul.....1947-48	Dean, Victor.....2011-12
Augien, Doug.....1973	Bishop, Randi.....1996	Burch, Donnell.....1999-00	Cleland, Dick.....1951	Deck, Lawrence.....1997-98-99-00
Austin, Gene.....1971-72	Bistrick, Fred.....1952-55	Burdick, Don.....1969	Clutts, Tyler.....2004-05-06-07	DeChaine, Frank.....1931
Auxier, Dave.....1968-69	Bizzle, Keith.....1976-77	Burgess, Robert.....1939-40-41	Cobb, Bob.....1950	DeCosta, Adam.....2013-14
Avila, Albert.....1979-80	Black, Dick.....1950	Burk, Chris.....1992-93	Cohagan, Gary.....1965-66	DeFabio, Michael.....1985
Avon, Kenny.....2006-07-08	Blackskill, John.....1981-82	Burley, Nick.....1999-00-01-02	Cohn, Michael.....1993	DeGruy, Damien.....2017
Ayers, Ted.....1947	Blackwell, Jeromy.....1998-99	Burnett, Bryan.....1989	Colbert, Leroy.....1994-95-96	Demoto, George.....1929-30-31
Azderian, Henry.....1933	Blakeney, James.....1990-91	Burnett, Victor.....1984-85	Colburn, Ryan.....2009-10	Denman, Chris.....2003-04-05-06
Azzaro, Bob.....1956	Bledsoe.....1922-23	Burrell, Brian.....2014	Colchico, Dominic.....1980	Dennen, Rodger.....1934
B	Bogdanovich, Mark.....1967	Burrow, Dave.....1979	Coldiron, Josh.....1992-93	Denning, Clarence.....2000-01
Bachelor, Ernie.....1950-51	Bohan, Jack.....1962	Burse, Isaiah.....2010-11-12-13	Coleman, Carnell.....1972	Dennis, Terrance.....2011
Bacolini, Joe.....1931	Bolin, Pat.....1957	Burton, J.B.....1923-25-26-27	Coleman, Larnell.....1972	Dennis, Terry.....1983-84
Bacon, Darrell.....1976-77-78	Bolt, Don.....1941-42-44-45	Burton, James.....1991-92-93	Coleman, Robert.....1945	DeOrion, Malcolm.....1947-48-49
Bagans, John.....1946	Bonnheim, Bo.....2012-13-14-15	Bustamante, Eddie.....1984-86	Coleman Jr., Sherman.....2017	DerGarabedian, Ara.....1958
Bahr, Paul.....1929	Booker, Donyell.....2003-04	Butler, Michael.....2012	Coles, Lewis.....1933-35	DeSalles, Frank.....1959
Bailey, James.....2015-16-17	Boone, Bob.....1973	Butler, Nate.....1971	Collier, Anthony.....1985	Deshay, Andre.....1993-94
Bailey, Jeff.....1992	Borba, Larry.....1975	Byrd, Walter.....1934-35-36	Collin, Pat.....1979-80	Detwiler, Dylan.....2012-13-14-15
Bailey, Ramsey.....1987	Bordagary, Stanley.....1930		Collins, Dean.....1986-87	Diez, Dick.....1944
Bains, Jas.....2002-03-04	Boreham, Gary.....1969-70		Collins, Rip.....1952	Diles, Awan.....2002-03-04-05
Baker, Eddie.....1979	Borg, Kenny.....2007, 09		Collins, Ron.....1990-91-92-93	Dilfer, Trent.....1991-92-93

ALL-TIME LETTERWINNERS

Dimalante, Jon	1983-84	Ferguson, Dave	1987
Dion, Chet	1971-72	Ferguson, Joe	1990-91-92
Disler, Mike	1969-70	Fernandez, Joe	2003-04-05-06
Dittenbir, Eddie	1934-35	Fueberbach, Mark	1976-77
Dock, J.B.	2011	Fields, Randall	2002
Dockstader, John	1923-24-25	Fifita, Alex	2012-13-14-15
Dodson, Glenn	1922	Fifita, Ofa	2011
Dokoozlian, Nick	1944	Figuerroa, Fred	1966-67
Dollarhide, Anthony	1984-85	Filice, Jerry	1975-76
Dominici, Julius	1951-55	Filkins, Walt	1974-75
Domoto, Lyman	1935-36-37	Finche, Gary	1967-68
Donabedian, Paul	1944	Finley, Bernard	1995-96-97
Donati, Richie	1993-94-95-96	Finley, I.	1930
Doris, Mark	1975	Fink, Dennis	1975
Doris, Marshall	1970	Finerty, Sean	2002-03-04
Douglas, Greg	1985	Fisch, George	1951-52-53
Downey, Brian	1989-90	Fischel, Brad	1968
Drath, Phil	1933-34-35	Fischer, Gordon	1937-38
Drati, Ben	1992-93	Fischer, Jack	1970-71
Dreschauer, Walt	1975-76	Fisher, Anthony	1986
Driscoll, Donald	1954	Fisher, Matt	1999-00
Dructor, Joe	1978-79	Fister, Larry	1976-77
Duarte, Scott	1986	Flannagan, Tom	1969-70
DuBois, Robbie	2004	Fletcher, Lafayette	1983
Dudley, Don	1955	Flores, Mike	1967-68
Dueker, Lance	1989-90-91	Focke, Ben	1997-98
Duffy, Kyle	2007	Focke, John	1967
Dugan, Chris	1985-86	Foell, Judd	1988-89-90-91
Dunbar, Darrell	1962	Foersch, Ken	1995-96-97-98
Duncan, Don	1951	Fogelstrom, Larry	1963
Dungan, J.	1922-23	Folland, Brian	1986-87
Dunn, David	1993-94	Fontenot, Therrian	2001-02-03-04
Dunn, Davon	2011-12	Ford, DeMarco	1995-96
Dunn, Desia	2008-09-10	Ford, Gene	1934
Dunn, Robert	1967-68	Forrest, Mike	1981-82-83
Duran, Pete	1980-81	Forrester, Malik	2016-17

E	
Eckert, Herman	1935
Ede, Chad	1998-99
Ederaine, Ejiro	2013-14-15
Edmonson, Dale	1948
Edwards, Curtis	1999
Edwards, Demetrius	1992-93-94
Edwards, Devonne	1989-90
Edwards, Kawika	2003
Edwards, Kendall	2000-01-03
Edwards, Shannon	2012-13-14-15
Egelhofer, Ray	1938-39-40
Elsenbraun, LeRoy	1952
Elder, Len	1958
Eliceche, Joe	1935
Elipulos, Pete	1966-67
Ellard, Henry	1979-80-81-82
Ellis, A.J.	2010
Ellis, Jamal	2013-14-15-16
Emerzian, Larry	1952
Emerzian, T.	1923
Engstrom, Del	1975-76
Enloe, Ralph	1921
Enlow, Bob	1952
Erdman, Jack	1968-69
Escola, Al	1944
Espinoza, Bob	1964
Etheridge, Bill	1951
Evans, Rashad	2008-10-11-12
Evans, Sonny	1992-93
Evans, Tony	1989
Everette, Jerry	1979-80
Ewers, S.	1921
Ewing, Dave	1988-89

F	
Fairman, Jaron	2003-04-05-06
Faller, Carl	1949-50
Fanucchi, Ledio	1951-52-53
Farmer, Charles	1954
Faria, Joe	1921
Faris, Jan	1962-63
Farotte, Greg	1978
Farris, Don	1952
Faunt LeRoy, Lynn	1979-80
Feichtmeir, Ted	1929-30-31
Fellows, Jack	1942-46

Ferguson, Dave	1987
Ferguson, Joe	1990-91-92
Fernandez, Joe	2003-04-05-06
Fueberbach, Mark	1976-77
Fields, Randall	2002
Fifita, Alex	2012-13-14-15
Fifita, Ofa	2011
Figuerroa, Fred	1966-67
Filice, Jerry	1975-76
Filkins, Walt	1974-75
Finche, Gary	1967-68
Finley, Bernard	1995-96-97
Finley, I.	1930
Fink, Dennis	1975
Finerty, Sean	2002-03-04
Fisch, George	1951-52-53
Fischel, Brad	1968
Fischer, Gordon	1937-38
Fischer, Jack	1970-71
Fisher, Anthony	1986
Fisher, Matt	1999-00
Fister, Larry	1976-77
Flannagan, Tom	1969-70
Fletcher, Lafayette	1983
Flores, Mike	1967-68
Focke, Ben	1997-98
Focke, John	1967
Foell, Judd	1988-89-90-91
Foersch, Ken	1995-96-97-98
Fogelstrom, Larry	1963
Folland, Brian	1986-87
Fontenot, Therrian	2001-02-03-04
Ford, DeMarco	1995-96
Ford, Gene	1934
Forrest, Mike	1981-82-83
Forrester, Malik	2016-17
Fortenberry, Bill	1965-66
Fortier, Warren	1994-95-96-97
Foster, Arthur	1921
Foster, Forest	1923-24
Fountain, Garnett	1987-88
Foust, Mike	1988-89
Fox, Eric	1981-82
Fox, Vernon	1998-99-00-01
Francis, Karl	1970
Franke, Ervin	1933
Franklin, Derrick	1982-83
Franklin, Jethro	1986-87
Franklin, Steve	1976-77
Frazier, Curtis	1965-66
Frazier, George	1993
Freeman, Mike	1966-67
Fritzer, Rip	1982-83
Friedman, Frank	1930-31
Frost, Bob	1978-79
Frye, Bob	1980-81
Frye, Dennis	1975-76
Fryer, Beau	2011-12
Fuery, Darrell	2016
Fugman, Jim	1963-64
Fuller, James	1993
Furguson, F.	1928
Futrell, Louie	1942

G	
Gaines, Paris	1998-99-00-01
Gale	1923
Galloway, Rob	1952
Galloway, Rod	1955
Garabedian, Leo	1944
Garcia, Al	1974-75
Garcia, David	1978
Garcia, Joe	1955
Garcia, Todd	2001-02-03-04
Gardenhire, Allen	1988
Gardner, David	1964
Garner, Bob	1954-55-56
Garnett, Wayne	1981
Garrett, Kirby	1967
Garrison, Dustin	2015
Garver, Dirk	1942
Garzoni, Mike	1942
Gass, A.J.	1993-96-97

Gates, Arlo	1981-82
Gates, Tony	1993
Gatrell, Rob	1996-97-98-99
Gautschi, Larry	1960
Gawley, Chris	1989-90
Gee, Daren	1971
George, Preston	1970
Gerardin, Joe	1958
Germany, Sam	1968
Gettridge, Bronson	1995-96-97
Giannetta, Chris	1994-95
Gibson, Ray	1974-75
Gigantino, Joe	1987-88
Gilbert, Enis	1978-79
Gilbert, Deandre	2000-01-02-03
Gilbert, Glen	1949-50
Gilbert, Merritt	1947
Gillingham, Walt	1934-35-36
Gilson, Ray	1974-75
Gines, Ray	1974-75
Ginsburg, Erwin	1925-26-27-28
Giorgi, Baldo	1949
Girdlestone, Jim	1968
Givens, Dick	1952
Gizzi, Larry	1977
Glass, Isaac	1972-73
Glass, Tyquwan	2015-16
Glazebrook, Bob	1976-77
Gleason, Kenneth	1935-36
Glenn, Walter	1929-30-31-32
Glover, Clyde	1982-83
Goessling, Kevin	2008-09-10-11
Goff, Cecil	1973-74
Goishi, Frank	1954
Gonzales, Pedro	1930-31-32
Gooch, Keith	1978-80
Goodman, Kyle	2002-03-04-05
Goodwin, Alan	2003-04-05-06
Goree, John	1921
Goslin, John	1989-90
Goss, Bob	1944
Grady, Jeff	1999-00-02-03
Graham, H.	1924
Graves, Melvin	1980
Grayson, Tyrell	1997-98-99
Grayson, David	1983-84-85-86
Grazier, Greg	1980-81
Greco, Alec	2000-01-02-03
Greely, John	1921
Green, Justin	2014-15-16-17
Green, Isaiah	2009-10-11
Green, Kenny	1978
Green, Treyvon	2016
Green, Woody	1994-95
Greenlee, Zack	2015
Greenmeyer, Jim	1956
Greenly, Ken	1974-75
Greenwood, Sylvester	1965-66
Greer, Brian	1985-86-87-88
Gregory, Gordon	1941
Gregory, Jack	1965-66
Gregory, Pat	1959
Gribble, R.	1927
Griever, Bill	1979-80-81-82
Griffin, Bill	1966-67
Griffin, Courtney	1987-88-89-90
Griffin, Dick	1928
Griffin, Hal	1949-50
Griggs, Andre	1994-95
Grigsby, Donn	1979
Grill, Alvine	1928
Grim, Derrion	2017
Grove, Barry	1984-85
Guerra, Michael	1992
Guida, Louis	1959
Guinn, Ken	1958
Guizart, Efrain	1997-98
Gusbeth, Jack	1983-84
Gustafson, Andrew	2012
Gustafson, Melvin	1945
Gustafson, Tom	1954

H	
Hackett, Tom	1956
Hall, Cory	1995-96-97-98
Hall, Kenney	1991
Hallen, George	1941
Hamilton, Franky	1976-77
Hamler, Jamel	2007-09-10
Hammond, Ralph	1927-28
Hamm, Herman	1950-51-52
Hamp, Herman	1963
Hampton, Terrance	2000
Han, Dan	1992-93-94-95
Handley, Dick	1942-46
Haney, Don	1952
Hanna, Jeff	1997-98-99
Hanna, Wilson	1946-47-48
Hanner, Delmar	1947-48-49
Hannemann, Cliff	1982-83-85-86
Hanner, Sparky	1951-52-54
Hansen, Gene	1969-70
Hanson, Craig	1976
Hanson, Robert	1937-38-39
Hanson, Rudy	1928-29
Harbour, Dave	1974
Hardaway, Delvon	2014-15-16
Hardaway, Tony	1989-90
Harding, Anthony	2006-07-08-09
Harding, Russell	1997-98-00
Harding, Will	2007-08
Hardwick, Jesse	1989-90-91-92
Harper, Alan	1998-99-00-01
Harper, Ian	1999
Harper, Josh	2011-13-14
Harrell, Logan	2008-09-10-11
Harrington, Grant	1999-00-01
Harris, Atnaf	1998-99
Harris, Bryce	2008-09-10-11
Harris, Carl Ray	1969-70
Harris, John	1976-77
Harris, Lee	1990-92-93
Harris, Michael	2009-10-11-12
Harris, Mike	1971-72-73
Harris, Moses	2006-07-08-09
Harris, Robert	1967-68
Harris, Tony	1985-86-87-88
Harrison, Gary	1955
Harrison, Nat	2010-11-12-13
Hartmann, Rus	1990-91-92-93
Harvey, Bill	1956
Harying, Josh	1983-84-85
Hastings	1922
Hatfield, R.	1923
Hawkins, Lyndell	2001-02-03
Hawkins, Jay	1970
Hawkins, John	1935-36
Hayes, Gary	1976-77-78-79
Haynes, Jasad	2017
Haynes, Marvin	2006-07-09
Haynes, Randy	1991
Haynes, Willard	1934-35
Hays, Jack	1979-80
Hedgpeth, Joel	1959
Heeb, Paul	1936-37-38
Heflin, Cliff	1935
Heier, Brad	1984-86
Helepiko, Richard	2009-10-11-12
Helman, Ron	1966-67
Helmuth, George	2015-16-17
Heller, Jim	1981-82
Henderson, Howard	1942
Henderson, Uhlan	1924-25
Henderson, Wayne	1936
Henderson, Wyatt	1977-78
Hendrickson, Kyle	2015-16-17
Hendsch, Charles	1923-24-25-26
Henry, Wil	1990
Henson, Richard	1982-83-84
Herbst, Ed	1928
Hernandez, Dave	1948
Hernandez, Gary	1975-76
Herron, Nico	2007-08-09
Hicklin, Damon	1996-97
Hightower, Rick	1972

Hill, Cortez	1975-76
Hill, Zak	2008-09-11
Hirayama, Fibber	1949-50-51
Hoffart, Mark	1975
Hoffman, Bob	1942-46-67
Hoffman, Stanley	1924
Hokit, Josh	2016-17
Holbrook, Granville	1935-36-37
Holcombe, Larry	1955
Hollis, Jeff	1973
Holloway, Blair	1987-88
Holly, Antoine	1987-88-89
Holly, Terrence	1988
Holmes, Carl	1997-98
Holmes, Ryan	1994-95-96-97
Holstein, G.	1926-27-28
Holworthy, Craig	1972-73
Hooks, Charles	1949-50
Hooks, Delmo	1978-79
Horn, Jim	1948
Horn, Stu	1965-66
Hornbuckle, Desmond	1938-39
Horner, Jack	1930-31
Horner, Jack	1933
Houck, Jim	1957
Householder, Guy	1933-34-35
Householder, Harold	1959
Houser, Gerald	1961
Houston, Fred	1951-54
Houston, Steve	1980-81
Howard, Willie	1988
Hoyt, Bob	1948
Hubbard, Mike	1983-84
Hudson, Blake	1983-84
Hudson, Ronald	1967-68-69
Huesca, Augie	1954
Huff, Orlando	1999-00
Hughes, Brandon	2013-14-15-16
Hughes, Carl	1989-90
Hughes, Juju	2016-17
Hughes, Logan	2016
Hume, Bill	1953
Humphrey, Owen	1950
Humphreys	1922-23
Humphreys, Vernon	1939-40-41-42
Hunkins, Byron	1921
Hunkins, Wilfred	1921-22
Hunt, Ervin	1967-68-69
Hunt, Matt	2009-11-12
Hunt, Todd	2012-13-14-15
Huntington, Roger	1971-72
Huss, Jason	2005

I	
Iacobellis, Sam	1948-49-50-51
Iakopo, Keiti	2017
Ike, Ikenna	2005-06-07-08
Imrie, Jay	1976-77
Inderbieten, Bob	1967-68
Inglehart, John	1970-71
Iracheta, Jaime	1999
Ireland, Thomas	1986-87
Irola, John	1938-39-40
Itskoff, Ron	1961-62
Ivory, Michael	1992-93
Iwasaki, Larry	1960

J	
Jackson, Andrew	2007-08-09
Jackson, Barry	1978
Jackson, Bryce	1997
Jackson, Keland	1990-91
Jackson, Marilyn	1994-95-96-97
Jackson, Michael	1974-75
Jackson, Seandale	1996-97-98-99
Jackson, Tony	1976-77
Jacobsen, Charles	1933-34
Jacobsen, David	1988
Jacoby, Steve	1971
Jacobs, Ben	2007-08-09-10
James, Darryl	1986-87
James, Dontel	2016
James, Jason	1991-92-93-94
Jamison, Jermaine	2002-03-04-05

ALL-TIME LETTERWINNERS

Javernick, Gunner2017	Kimbrough, Jaime1995-96-97-98	Loftin, Carlye1924-25-27	McConnell, Mike1971	Moran, Chuck1949
Jefferson, A.J.2006-07-08-09	King, Don1950-51	Lofton, Jim1954	McCoy, Keith1987	Morgan, Rick1988-89
Jelmini, Rick1975-76	Kinter, Isaac2006-07-08-09	Long, James1962-63-64	McCree, Sonny2008-09-10	Morgan, Wes1969
Jenkins, Damon2005-06-07	Kish, George1941	Long, Ken1965-66	McCrey, Dave1981-82	Morris, Brian2001-03-04
Jenkins, Pete1989-91	Kliwer, A.1925-26-27	Loop, Steve1988-89	McCulley, Ron1955	Morris, Grover1962
Jenkins, Ron1986-87	Kline, Zach2016	Losch, A.1923	McCutchen, Chuck1987-88	Morris, Rex1934
Jennings, Adam2002-03-04-05	Knight, Jack1962	Louis, Claudell2014-15	McDermott, Jermaine2000-01	Morris, Rollin1937-38
Jennings, Andy2012-13	Knocke, Bill1963	Love, Chris1994-95-96	McDonald, Devyn2004-05	Morrisette, Ron1993
Jensen, C.1929	Knox, Kyle2008-09-10-11	Lovely, Ken1979-80	McDowell, Adam2005-06-08	Morse, John1948-49-50
Jensen, Marcel2011-12-13	Knox, Milton2011-12	Loverin, Bud1948-49	McEntee, Chase2008-09-10-11	Mosby, Arron2017
Jensen, Neil1944	Kobdich, Josh1997-98	Lovering, Greg1984-85	McFall, Wally1954	Moses, Akka-Ar1996-98-99
Jensen, Paulmer1934-35	Koenig, Todd1993-94-95-96	Lowe, LeRoy1951	McGill, Bryce2000-01-02-03	Mosher, Clinton1925-28
Jensen, Walt1968-69	Komin, Michael1973-74	Lowe, Rich1965-66	McGuire, Colin2013	Mosier, Fred1954
Jimmerson, Joe1982-83	Kraft, Rod1973-74	Lozito, Jeff1984	McIntyre, Garrett2002-03-04-05	Mosley, Anthony1985-86
Jergensen, G.1929	Kraft, Warren1948-49	Lubinksky, Drew2005-06-07-08	McKersie, Gerald1931	Mossman, Gary1960
Johnson, A.J.2010-11	Kristofors, Nick2015-16	Lueder, Carl1946	McKersie, H.1924	Moulton, Denny1966-67
Johnson, Arthur1933-36	Kroening, Kody2014-15-16	Luginbill, Jeremy1997-98	McKinley, Ryan2005-06-07	Moye, Doc1995-96-97-98
Johnson, Bob1965-66	Kroll, Erick1990-91-92-93	Luis, Larry1972	McKinney, Jessie1980	Mueller, Scott1993-94-95-96
Johnson, Craig1975-76	Kross, James1963	Lujan, Fil1988-89	McKnight, Matt1981-82	Muhammad, Mustafah J.1995-96
Johnson, Dan1973-75	Krum, Bill1935	Luna, Ray1973-74	McLean, Ben1984	Mulkey, Jack1938-39-40
Johnson, David1978-79-80	Krzywicki, Ed1976	Lynch, J.1922-23	McMaryion, Marcus2017	Mullins, John1962
Johnson, Jeff1974-75	Kuhn, Jim1959	Lynch, Greg1982	McNair, Glen1978-80	Munson, Lee1969-70-71
Johnson, Jeremy2000-01	Kurti, Willard1925-26-27	Lyssand, Johan1994-95-96-97	McNair, Howard1981-82-83	Murasky, Ken1967
Johnson, John1934	L	M	McNeil1922	Murphy, Bill1963
Johnson, Johnny1992-93	Lacey, Chris1992	MacQuiddy, Everett1931	McNeil, Leonard1967	Murphy, Kevin1999-00-01-02
Johnson, Jr., Johnny2017	Laffitte, Dion1994	Machado, Patrick1997-98	McNaughton, Mark1978-79	Murphy, William1956
Johnson, Justin1997-98-99-01	Laffitte, Terry1984-85	Machado, Ryan2006-07	McWilliams, Wes1959	Murray, Morgan1972-74
Johnson, Justin2012-13-14-15	Lagana, Tony1976-77	Mack, Carlos1998	Mdivani, Mike1966	Murray, Richard1961
Johnson, KeeSean2015-16-17	Laisne, Eugene1954	Madden, Lloyd1967-68-69	Meadows, Garney1970	Murray, Shawn1990
Johnson, Kevin1979-80-81-82	Lambert, Ted1970-71	Madsen, Nathan2014-15-16-17	Means, Kelvin1989-90-91	Muskic, Bill1961
Johnson, Melvin1989-90-91	Lamour, Jean1941-42-46	Mafi, Maamaloa2017	Mechem, Mac1960	Musser, Scott1988
Johnson, Saevion2017	Lane, Ahijah2004-05-06	Mahanke, Eric1998	Medlock, Phil1982-84	Mustachio, Sal1946
Johnson, Steve1979-80	Lane, Calvin1974-75	Mahdi, Saleem1998-99	Meese, Bill1950	Muti, Netane2017
Johnson, Tex1950	Lango, Pete1958	Mahoney, Derek1990-91-92-93	Mehas, Peter1961	Myers, Bob1950
Joiner, David1978	Langhaim, Ray1987-88	Major, Louie1994-95	Mejias, Bob1970	Myers, Bud1941
Jones, Andrew1995-96-97	Langham, Steve1984	Malavasi, Bryce1982-83-84-85	Mejico, Sal1991-92-93-94	N
Jones, Bobby1956	Laramie, Darryl1983	Malcum, Brian1992-93-94-95	Melton, Ron1963-64	Nagel, Richard1958
Jones, Charlie1992-93-94-95	Larsen, Bill1958	Malone, Robert2007-08-09	Mendes, Mike1972	Najarian, Elbert1964
Jones, Craig1987-88	Larson, Roy1921	Maloney, Earl1934-35	Mendonca, Chris1983	Najarian, Walt1955
Jones, Dalen2013-14-15-16	Lasho, Brian1989-90	Mancini, Mike1983-84-85	Mendoza, Mike1975	Nation, Tom1973-74
Jones, Dave1968-69	Latimer, Marshall1933-34-36	Mankins, Logan2001-02-04	Meras, Darius1988-89-90	Ndoh, Emeka2017
Jones, Dean1976-77	Laughlin, Bill1962	Mann, Eddie2003	Merritt, John1933	Neak, Dick1958
Jones, Everard1936-37	Laughlin, Ray1987-88	Mann, Ralph1949	Messer, Dale1958-59-60	Neal, Lorenzo1990-91-92
Jones, Frank1990-91	Lawless, Albert1937-38-39	Manquero, Frank2007, 09	Messick, Adam2005	Neal, Lumumba1995
Jones, Howard1982-83	Lawson, Brett1980	Marsh, Aaron1996-97	Mestjian, Harry1971-72	Neeley, Terry1983
Jones, Jamal2001-02-03-04	Lawton, Ed1941	Marsh, Dante1998-99-00	Meyers, Ira1939-40	Negrete, Jeff1983-84
Jones, Kevin1981-82	Lazarus, Michael2014	Marshall, Richard2003-04-05	Meza, Dee2000-01-02-03	Neikirk, Daren1944-45
Jones, Kwami2017	Leach, Aaron1988-89-90-91	Martens, Michael2015-16	Miczenheimer, Malique2011-12-13-15	Neilson, L.1921
Jones, L.J.2010-11-12-13	Leavitt, Gordon1950-51	Martin, Bob1969	Michael, Rodney1999-00-01-02	Nelson, Allen1930
Jones, Lance1954	Ledger, Ryan2003-04	Martin, Bob1979	Micheli, Keith1978	Nelson, Don1961
Jones, Myron1988-89	Lee, Bobby1963	Martin, Darrel1987-88-89	Mickelsen, Karl2011-12-13-14	Nero, O'Shea1994-95-96
Jones, Terrance1997	Lee, Chris1996-97	Martin, Eric1988-89	Mickelwait, Dale1940	Ness, Engvald1930-31
Jones, Tommy1992-93	Lee, Steve1990-91	Martin, John1983-84	Miller, Harry1964	Neville, Tom1982-83-84
Jordan, Jamire2015-16-17	Leest, Lloyd1939	Martin, Pervi1970-72	Miller, Larry1971-73	Newborn, Darren2007-08-09
Jordan, Kevin1997-99-00	Le'au, James2012-13	Martin, Rick1978-79	Miller, Lonyae2006-07-08-09	Newton, Ray1967-69-71
Jordan, Ronald1938	Leimbach, Ron1966-67	Martin, Tommy1977	Mills, Frank1990-91-92-93	Nicely, Pete1954
Jorde, Jake2005-06-07-08	Lemon, Jerry1996-97-98	Martz, Mike1972	Mills, Kenneth1944-45	Nicholas, Alan1996-99
Jorgensen, Ernie1934-35-36	Leonard, Chris1985-86	Maselli, Mike1977	Milton, Ka'Lonn2017	Nichols, Byron1985-86
Jury, Jerry1947	Leonard, Louis2003-04-05-06	Masich, Nick1961	Mims, Jordan2017	Nicolopoulos, Craig1980-81
K	Lepori, Bobby2005-06-07	Masini, Micky1942-46	Mince, Michael1978	Niehau, Bob1973
Kaaekuahiwi, Kepa1980-82	Lerma, Dave1984-85	Masini, Leonard1941	Minntee, Greg1996	Nielson, Paul1954
Kaiser, Ed1962-63-64	LeRoeuf, Steve1973	Mason, Curtis1976	Minor, Curtis1976-77	Nimmo, Gerald1961
Kaiser, Gary1979-80	Letcher, Ben2012-13	Mason, Kevin1984-85	Mitchell, Aaron2015-16-17	Niswander, Horace1929-30-31-32
Karraker, Russell1980-81-82	Levi, Josh1999-00-01	Masse, Pierce2007	Mitchell, Dennis1983-84	Nobles, Robert1987-88
Kaufman, Marty1930-31-32-33	Lewis, Chris2009-10	Mathews, Ryan2007-08-09	Mitchell, Elward1924-26-27	Nolte, Ernie1966
Kazanjan, John1921-22-23	Lewis, Derman1958	Mathieson, Sim1929-30	Mitchell, Emory1946	Noroian, Harry1973
Kazarian, Bryan1985-86	Lewis, Donovan2011-12-13-14	Mathis, Wendell2004-05	Mitchell, Jim1973-74	Northern, Justin2013-14-15
Keith, Doyle1962-63-64	Lewis, Fred1963-64	Mattox, Jack1957-60	Mitchell, Millard1945-46-47-49	Norton, James1935
Kelley, Jack1942-45-46	Lewis, James1982-84	Matulich, John1937-40	Mitchell, William1937-38-39	Norton, Jonathan2012-13
Kellner, Sam1933-34-35	Lewis, Joe1929-30-31-32	Maxwell, Earl1945	Modes, Mark1976	Nottoli, Jim1983-84
Kelly, Anthoula (Tank) ..2015-16-17	Lewis, Tim1988-89	Mayhew, Dick1947	Modre, Scott1978	Novacek, Bump1989
Kelly, Roark1984-85	Limbrick, Anthony1997-98-99-01	Mays, Vincent2003-04-05-06	Moffitt, Mike1985	Nowell, Donald1957
Kendick, Bill1961	Limbrick, Tony1972	McAfee1923	Molale, Brandon1993-94	Nua, Barry1980-81
Keran, Dennis1971	Lindsay, Matt2009-10	McBee, Wyatt2016	Molich, James1940-41-42	Nunn, Anthony1984-85-86
Kerby, Frank1966-67	Line, Bob1954	McCall, Tom1967-68	Monga, Jon2005-06-07-08	Nunnery, Robert1984
Kerchoff, Alan1956	Lingenfelter, Craig1998	McCauley, Marcus2003-04-05-06	Mongelli, Sam1944	O
Keyan, Charles1947	Lingua, Mike2003-04	McClenaghan, Jerry1966	Montgomery, Bill1947-48-49	Oberparleiter, Lance1988-89
Keyes, Everett1930	Lishok, Ed1977-78	McClendon, Jerrin2013	Motta, Nikko2010-12-13	Obidiegwu, Kyrian2013-14-15
Keyes, R.1922-23	Lisle, Chappy1951-52-53	McClurg, Frank1936-37-38-39	Moody, Darrell1957	O'Brien, Fran1981-82
Kezirian, Bob1941	Little, Joey1983-84	McClurg, Mike1972-73	Moore, Marlon2006-07-08-09	O'Doherty, Mike1978-79
Kezerian, Robin2005	Lockhart, Thabiti1998-99-00	McClurg, Pat1974-75	Moore, Ralph1928	O'Doherty, Tim1978
Kierstine, Gordon1944	Lockwood, Jerry1982-83-84	McConnell, C.1922	Mooshagian, Steve1980-81	
			Moran, Charles1944-45-47-48	

ALL-TIME LETTERWINNERS

O'Leary, John	1977-78	Pittman, Mike	1993-95-96-97	Richter, Trevor	2011	Sbragia, Rod	1985	Smith, Brock	1986-87
O'Leary, John	1986-87	Pitts, Julius	1985	Riddering, Kyle	2015-16-17	Scambray, Mark	1982-83-84-85	Smith, Charles	1998-99-00-01
O'Neal, Dejonte	2017	Pitts, Terry	1964-66	Riggert, Glenn	1961	Scambray, Scott	1979-80	Smith, Clifton	2004-05-06-07
Okeke, Tobenna	2014-15-16-17	Platt, Chuck	1975-76	Riggins, Anthony	2011	Scanlan, Malama	1996	Smith, Derron	2010-12-13-14
Okpalaugo, Tristan	2011-12	Playle, Phil	1964	Riggins, Lester	1949-50	Schaeffer, Steve	1977	Smith, Earl	1947
Oliver, Earl	1989-90-91-92	Plummer, Pat	1971-72	Riley, Curtis	2013-14	Scheidt, Gerald	1963-64	Smith, F.	1927
Oliver, Jerome	1994-95	Plummer, Shawn	2008-09-10-12	Riley, Marcus	2004-05-06-07	Schey, Joe	1999-00-01-02	Smith, Gene	1992-93-94-95
Olivo, Bill	1976-77	Plump, Dave	1964	Rinehart, Chris	1986-87	Schlect, Albert	1940	Smith, Jack	1926-28-29
Ollis, Morell	1995-96	Pointer, Anton	1980-81	Rippentrop, Bob	1977-78	Schleimbaum, Walt	1933-34-35	Smith, Jim	1964
Olsen, Chad	2014-15	Polak, John	1973	Rissetto, Ray	1974-75	Schodde, Allen	1989-90-91	Smith, Rich	1977-78
Olsen, G.	1925	Polk, Ken	1977-78	Rivera, James	1986-87	Schroeder, Rex	1942-46	Smith, Roy	1931
Olson, Lyle	1958	Pollock, Brent	1987-89	Rivera, Matt	2002-03-04-05	Schultz, Emil	1934-35	Smith, Roger	1963
Olson, Mark	1985-86	Poole, Ernest	1938-39-40	Rivers, Ron	1991-92-93	Schwabenland, Jim	1949-50	Smith, Tim	1974-75
Omata, George	1961	Pope, Marquez	1988-89-90-91	Rivers, Ronnie	2017	Scott	1922	Smith, Walt	1935
Osborn, Tim	1999-00-01	Popelar, Louis	1960	Rix, Zack	1989-90-91-92	Scott, Billy	1991-92	Smithson, Wayne	1958
Osmundson, Gary	1993-94-95-96	Popolizio, Ryan	2016	Roberson, Brian	1993-94-95-96	Scott, Da'Mari	2013-14-15-17	Smoot, Tim	1990
Otukolo, Nela	2015-16-17	Popovich, Cole	2005-06-07	Roberts, Jason	2006	Scott, Malcolm	1984	Smotherman, Tom	1975-76
Ovatt, Joe	1951	Porter, Brian	1991-92	Roberts, Jeff	1995-96-97-98	Scott, Rusty	1985	Snider, Leon	1955
Owens, Bob	1958	Porter, Neil	1976-78	Roberts, Mark	2007-08-09-10	Scratchfield, Elmer	1958	Soechting, Trent	2016-17
Owens, Damion	2006-07-08-09	Portesi, Paul	1986-87	Roberts, Steve	1970	Scruggs, Calvin	1984	Soinila, Olavi	1934-35
Owens, Levi	1963-64	Posey, Tom	1975-76	Robertson, Bill	1941	Scully, Steve	1978-79	Sommer, Steve	1968-69
Owens, T.J.	1960	Potasi, Johnny	1999	Robinson, Bill	1946-47	Seaborn, Malcolm	1990-91-92-93	Sommers, Fred	1951
P		Potts, DeShawn	2015-16-17	Robinson, Bryan	1995-96	Seagle, Brad	1990-91	Sommers, Tom	1962-63
Pace, Mike	1988	Pouono, Manoa	2003-04	Robinson, Dan	1965-66-67	Seiferling, Jack	1946	Sotelo, Johnny	2003
Pacheco, Chris	1984-85	Poyadue, Maurice	2013-14	Robinson, Gerald	1988	Seifert, Mel	1934-35	Spach, Stephen	2001-02-03-04
Pacheco, Richard	2005, 09	Pratt, Antonio	1994-95-96-97	Robinson, Lloyd	1972	Sellers	1927	Spangler, Dave	1958
Padilla, Bob	1958	Pratt, Mike	1959	Robinson, Price	1921	Sellers, Hal	1957	Spencer, Kevin	1975-76
Padilla, Frank	2007	Preacher, Chad	2012	Robinson, Willy	1976-77	Sensenbaugh, Terry	1972	Spivey, Tom	1933-34
Paige, Stephone	1981-82	Preisendorff, Darin	1993	Robledo, Henry	1963	Serfas, Nick	1991-92	Sprague, Larry	1973
Paine, Kent	1981-82	Prentice, Burt	1990	Rockwell, Chris	1991-92-93-94	Serowik, Bob	1971-72	St. Andrew, Micah	2015-16-17
Pakola, Lee	1995	Pritchett, Donavaughn	2010-11	Rodriguez, Maurice	2000-01	Serpa, A.	1922	Stabbins, Oen	1938
Palercio, Mike	1947	Probst, Jake	1997-98-00-01	Rodriquez, Steve	1964	Setencich, Lyle	1967	Stahl, John	1967-68
Palmer, George	1957	Psetz, John	1978	Rogers, Dan	1983	Sexton, John	1968-69-70	Stackhouse, Steve	1977-78
Palmo, Vincent	1947-49	Puahi, Radford	1985	Rogers, Darryl	1956	Sgantas, Vince	1977-79	Stallworth, JJ.	2010-11
Palumbo, Pat	1978-79	Puccio, Tyler	2015	Rogers, Tracy	1987-88	Shabaglian, David	1997-00-01	Stanley, Darrell	1951-55
Parnagian, Grant	1996-97	Q		Rohrke, Richard	1960	Shack, Dartagnon	2002-03-04-05	Stanley, Robert	2015-16-17
Panish, Brian	1977-78	Qualls, Orrin	1928-29	Romero, Gabe	1990-91-92	Shafer, Glenn	1945	Stanley, Vance	1958
Panzram, Ken	1952	Quezada, Josh	2013-14	Root, Dillon	2012-13-14	Shafer, Don	1942	Stannard, Rick	1976-77
Papac, Louis	1945	R		Rose, Jaamal	2013	Shah, Naim	1989	Steele, Ryan	2015
Papac, Nick	1960	Rachal, Latario	1994	Rosellini, Reno	1935-37	Shamblee, Trevor	2006-07	Steevens, John	1982-83
Papazian, Ron	1993-94	Raco, Fred	1959	Rosenfield, Taylor	1975	Shanley, Larry	1969-70	Steelman, J.	1927
Papendorf, Bill	1951-52-56	Rademann, Jim	1987-88	Rosette, Darrell	1988	Shapiro, Andrew	2010-11-12	Steinborn, John	1956
Parker, Fred	1968-70	Radka, Al	1937-38-39	Ross, Jeremiah	1996-97-98	Shearn, Chuck	1976-77	Steinhauer, Lester	1934-35-36-40
Parker, Namani	2017	Ragsdale, George	1960	Ross, Michael	1991-92-94	Shearn, Steve	1976-77	Stevens, Ed	1956
Parker, Ron	1973	Raine, Bill	1951-52-53	Roth, Blaine	1974-75	Shelley, Phillip	1991-92	Stevens, Greg	1979-80
Parkinson, Tod	1973-74	Rainey, Danny	1981	Rouch, Melvin	1938-39-40	Shelley, Stephen	1988-89	Stevenson, Bobby	1981-82
Pascoe, Bear	2005-06-07-08	Ramsey, Greg	1983-84-85-86	Rouse, Robbie	2009-10-11-12	Shelton, David	1988-89	Stevenson, Matt	2002
Pascoe, Vince	2007-08-09-10	Ramos, Wilson	2006-07-09	Rowe, Brian	1990-91-92	Shepard, Bobby	2008-09-10-11	Stewart, Dave	1991
Pattee, Jack	1942	Raphael, Austin	2008-09-10-11	Rubalcava, Sean	2014	Shepherd, Nakawa	1992-93-94	Stewart, Jason	1999-00-01-02
Patterson, David	2015-16-17	Rancatore, Joe	1952	Rudy, Norman	1944	Sheridan, Charles	1958	Stewart, Jim	1964
Patterson, Ray	1940	Rankin, Tex	1955	Ruffin, Dwayne	2003	Sherley, Josh	2003-04-05-06	Stewart, Leonard	1948-49-50
Patton, Mark	1982-83	Rashad, Jamaal	2009	Ruggeroli, Nick	1987-88-89-90	Sherman, Ray	1971-72	Stewart, Michael	1985-86
Paulstine, John	1925	Ratcliffe, Bruce	1980	Ruhl, Jim	1955	Shehtanian, Harry	1929-31	Stewart, Taylor	2011-13
Pearson, James	1937-38	Ratliff, Troy	1959	Ruschhaupt, Bud	1971	Shimmin, Homer	1933	Stitser, Clint	2005-06-07
Peck, Aaron	2012-13-14-16	Ratliffe, Charles	1959	Russell, James	1924-25-26-27	Shiflet, V.	1924	Stockton, Dan	1961
Pellandini, Billy	1979	Ratzlaff, Les	1950-51	Russell, Todd	1983-84	Shipp, Chris	1979-81	Stoddard, Bert	1937-38
Pelto, Bill	1946-47	Rausch, Joe	1978-79	Russo, Joe	1964	Shirley, Jason	2004-05-06	Stoddard, Dick	1977
Peracchi, Jeff	1988-89	Ray, Nathan	2001-02-03-04	Ryan, Mike	1950	Shon, Derek	1985	Stoetzel, Luis	1970-71
Pereira, John	1944	Redmond, Granville	1977-78-80	Ryan, Mike	1978-79	Showalter, Chris	1995	Stone, Bob	1969
Perry, Malchijah	1996	Redwood, Eric	1982-83	Ryan, Stan	1922	Shropshire, Joe	1945	Storlee, Lee	1954
Perry, Rocky	1976-77	Reed, Benson	1972-73	Ryerson, Rich	1958	Shugart, Craig	1983	Stoutmire, Omar	1993-94-95-96
Peters, Chris	1989-90-92-93	Reid, Duncan	2001-02-03-04	S		Siefert, Bruce	1962	Stovall, Mike	1998-99-00-01
Peters, Fred	1950-51-52	Reid, Manson	1934-35-36	Saafir, Rasheed	1998-99	Silva, Mike	1979-80	Stuart, Michael	2007-08
Petersen, George	1984-85	Reinhardt, Walt	1954	Sagapolu, Ioane	2014	Silverman, Maurice	1924	Stubblefield, Curtis	1988
Peterson, Mel	1946	Remington, Ron	1967-68	Salazar, Ralph	1964	Simmons, Elgin	2004-05-06	Stubblefield, Rod	1951-52-53
Peterson, Simon	1976-77	Reneau, Demorieux	2001-02	Salazar, Vince	1982-83-84-85	Simonian, Greg	1979-80	Sturgill, Ray	1936-37-38
Petrucchi, Vince	1976-77-78	Renfro, Roy	1939-40-41	Salinas, Daniel	2009	Simpson, Bob	1982-83	Su'a, Patrick	2011-12-13
Pett, Dave	1935-36	Renna, J.	1928	Sams, Tierre	1998-99-00-01	Simpson, Jason	2000-01-02	Suglian, Gene	1968-69
Pflug, Paul	1985-86	Rennie, Mike	1976-77	Samuel, James	1938	Sims, Ron	1986-87	Sumlin, Bryson	2002-03-04-05
Pharis, Howard	1932-33-34	Reyneveld, Willy	1983	Sanchez, Manuel	2003-04-05	Skidmore Jeff	1986-87-88	Summers, Harry	1936
Piligian, Chris	2005	Reynolds, Larry	1964	Sanders, Claude	2001-02-03-04	Skidmore, Ryan	2008-09, 11	Svensson, Kenth	1969
Phillips, Benny	1944-45	Rhead, Ray	1950-51-52	Sanders, James	2002-03-04	Skipper, Kelly	1985-86-87-88	Swanson, Garrett	2012-13-14-15
Phillips, Herbie	1970-71	Rice, F.	1922-25-26	Sandifer, Gary	1963	Skipper, Tim	1997-98-99-00	Sweeney, Kevin	1983-84-85-86
Philpott, Dean	1954-55-56-57	Rice, Jared	2016-17	Sandifer, Johnnie	1980-81-82	Stocko, Jeff	1977	Swenning Jeff	1986-87-88
Pickens, Dwight	1988-89	Rice, Jim	1963-64	Sargeant, Shatony	1993-94-95-96	Slagle, Mike	1962	Sykes, G.	1929
Pickford, Pat	1970-71	Rice, Justin	2016-17	Sarkissian, Marty	1978	Slater, Ray	1958	T	
Pierce, Billy	1979	Rice, Keith	1968	Satele, Fai	2002-03-04	Slaton, Kent	1979	Taifane, Victor	2001-02
Pierce, Billy Jack	1998-99	Rice, Roy	1929	Satoa, Frank	1996	Slattery, Dean	1980	Tangapa, David	2015-16-17
Pierce, Rex	1981	Richard, Kyle	2005	Saunders, Jalen	2010-11	Slevkoff, Luke	2000	Tanuvasa, Erick	1989-90
Pierson, Don	1956	Richardson, Jeff	1970	Savage, Jared	1995-96	Slocum, Tracy	2010	Taoutsouvas, Mike	1975
Pinegar, Paul	2002-03-04-05	Ricketts, Mike	1957	Savage, Mike	1983-84-85-86	Smith	1922-23	Tapia, Jesus	2005-06-07
Piper, Elijah	2016			Saylor, Ken	1951	Smith Art	1925-26-27-28	Tarr, Mike	1984-85

Tatum, Leevil.....1983-84
 Taumoepeau, Tapa.....2009-10
 Taylor, Asa.....2000-02
 Taylor, Gary.....1961
 Taylor, Gene.....1985-86
 Taylor, Kevin.....1981
 Taylor, L.C.....1956
 Taylor, Roy.....1945
 Taylor, Steve.....1970-71-72
 Tedford, Jeff.....1981-82
 Telford, Dave.....1987-88
 Telonicher, Fred.....1922-23-25
 Telonicher, George.....1927-28-29
 Terry, James.....1979
 Terry, Lester.....1939-40-41
 Tesone, Peter.....1938
 Theille, Chuck.....1969
 Thiesen, Jeff.....1988-89-90-91
 Thomas, Adarryll.....1993
 Thomas, Jermaine.....2009-10-11
 Thomas, Lance.....1991, 1993-94
 Thomas, Lavale.....1982-83-84-85
 Thomas, Phillip.....2009-10-12
 Thomas, T.J.....2013-14
 Thompson, Marty.....1989-90-91-92
 Thompson, Scott.....1995-96-97-98
 Thornton, Curt.....1989-90
 Tibbs, Mark.....1941
 Tillman, James.....1999
 Titoriga, Greg.....2007
 Tipton, Duane.....1960
 Todd, Jack.....1934
 Tolbert, Charles.....2004-05-06-07
 Tolbert, Chris.....1991-92-93-94
 Tolbert, Otis.....1980-81-82-83
 Toma, Jeremiah.....2010-11-12-13
 Tomasini, Brad.....1962
 Torgian, Armen.....1994-95
 Torosian, Atomic.....1969-71
 Torosian, Ted.....1978-79-80-81
 Torresdal, Brock.....1998-99
 Toscano, Sergio.....1979-80-81-82
 Totten, Jon.....1978
 Toy, Charles.....1948-49-50
 Traber.....1922
 Trejo, Dan.....1984
 Tremblay, Josh.....2014
 Tripp, Dennis.....1972-73
 Tronowsky, Otto.....1935
 Truschel, Jeff.....1986-87-88
 Tucker, Anthony.....1996-97-98
 Tucker, Kent.....1980-81
 Tucker, Rick.....1976-77

Tuitele, Syrus.....2017
 Tunget, Brant.....1977-78
 Tupuivao, Rowen.....1978
 Turner, Joe.....1997-98
 Turner, John.....1986-87
 Turner, Stan.....1973-74
 Turner, Troy.....1997-98
 Tuttle, Fred.....1962
 Tu'ua, Situ.....2000-01-02

U
 Ulutu, Xavier.....2014
 Unrein, Don.....1973-74

V
 Vaimili, Austin.....2016
 Valana, Sam.....1977-78
 Valarello, Frank.....1945
 Valdepena, Hector.....1988-89-90
 Valek, Vincent.....1940-41
 Valentine, Wendell.....1991-92
 Vance, Steve.....1974-75
 Van Galder, Bob.....1960
 Van Galder, Dick.....1963
 Van Groningen, Tom.....1951
 Van Hook, Stephen.....2016-17
 Van Landingham, Sherril.....1940-41
 Van Osdell, Bill.....1933-34
 Van Valkenburg, Nick.....2016
 Van Zant, John.....1957

Vartanian, Al.....1931
 Vasquez, Henry.....1956
 Vasquez, John.....1956
 Vasquez, Kevin.....1978
 Vazquez, Jacob.....2015-16
 Veeh, Dennis.....1972-73
 Vegas, Tony.....1981-83
 Venner, Ramsey.....1998
 Verrell, Justin.....2016
 Versher, Roshon.....2003-04-05
 Verry, Steve.....1970-71
 Vial, Paul.....1987-88-89
 Vickers, Buddy.....1966
 Vickers, Fred.....1968
 Vietty, Dave.....1970-71
 Vincent, Matt.....1994
 Virgil, Chason.....2016-17
 Visintainer, Brett.....2000-01-03-04
 Volek, Billy.....1996-97-98-99
 Voth, Tom.....1973-74
 Vukazich, Alex.....1958

W
 Wade, Barney.....1958
 Wade, Tim.....1972-73
 Wagner, Ken.....1948-49-50
 Walden, Garry.....1987
 Walker, Ardis.....1921
 Walker, Michael.....1985-86
 Walker, Uda.....1992-93
 Wall, Ernie.....1960
 Waller, Marteze.....2013-14-15
 Walling.....1922
 Waltower, Dominique.....1995
 Warkentin, Paul.....1963-64
 Waronicki, Daryl.....1968-69
 Ward, Derrick.....1999-00
 Ward, George.....1961
 Warren, Arthur.....1992
 Washington, Anthony.....1980
 Washington, Charles.....2012-13-14-15
 Washington, Malcolm.....2014-15
 Washington, Raymond.....2002-03-04-05
 Washington, Tim.....1980-81
 Waterman, W.....1922-23
 Wathen, Richard.....1973-74
 Watson, Bryon.....1972-73
 Watson, Greg.....2012-13-14
 Watson, Jessie.....1998-99
 Watson, Sam.....1991-92-93
 Wayne, Bill.....1959
 Weathers, Allen.....1995-96
 Weaver, Dave.....1978
 Weaver, Gary.....1971-72
 Weaver, Greg.....1982-83
 Weber, Ed.....1945
 Webster, John.....1950
 Webster, Rod.....1984-85-86-87
 Weiland, Leo.....1930
 Weiner, Mervyn.....1938-39-40
 Weirick, J.....1925-26-27
 Welch, Tony.....1967-68
 Weldon, Clyde.....1926-28
 Weldon, John.....1926-27-28
 Wells, Rio.....1993-94-95-96
 Wendell, Ryan.....2004-05-06-07
 Wender, Jack.....1974-75
 Wentworth, Austin.....2010-11-12-13
 Wesson, Vince.....1982-84-85
 West, Chastin.....2006-08-09
 West, Leon.....1955

Westberry, Jacob.....2017
 Westendorf, Bill.....1977-78
 Westphal, Dwayne.....1972-73
 Wetler, Burl.....1942
 Wetzell, Cliff.....1964
 Wheat, Harold.....1947-48
 Whitaker, Willard.....1951-52-54
 White, Al.....1954
 White, Blair.....1930
 White, Bill.....1933
 White, Dick.....1929-30-31
 White, Del.....1975-76

White, Jeff.....1988
 White, Mike.....1968-69
 White, Russell.....1926-27-28-29
 White, Ricky.....1989
 White, Richard.....1929
 White, Skippy.....1949-51-52
 Whitfield, Anthony.....1997-98
 Whiteside, Michael.....1980
 Wichmann, Cody.....2011-12-13-14
 Wicker, Paul.....1963
 Wight, Earl.....1932
 Wiggins, Kenny.....2007-08-09-10
 Wikstrom, Winslow.....1933
 Wilburn, Fred.....1986-87
 Wilcots, Stacey.....1990-91
 Wiley, Ron.....1971-72
 Wilkerson, Jay.....1986-87
 Williams, Anthony.....2010
 Williams, Anthony.....1987-88
 Williams, Chris.....1991-92
 Williams, Danny.....1993-94-95
 Williams, Dave.....1983-84
 Williams, Don.....1983-84
 Williams, Don.....1983-84
 Williams, Fred.....1984
 Williams, J.R.....1962
 Williams, James.....1973-74
 Williams, James.....1985-86
 Williams, James D.....1986-88-89
 Williams, Joe.....1963
 Williams, Jon.....1994-95
 Williams, Ken.....1982-83
 Williams, LeKendrick.....2014
 Williams, Mel.....1980
 Williams, Paul.....2003-04-05-06
 Williams, Payton.....1996-97-98-99
 Williams, Sam.....1999-00-01-02
 Williams, Wendell.....1977-78-79-80
 Williams, Willard.....1944
 Williamson, Greg.....1985-86
 Willis, Larry.....1965-66
 Willis, Larry.....1983-84
 Williston, Preston.....1924-26
 Willoughby, Larry.....1951-52
 Wilsey, Bill.....1965-66
 Wilsey, Dan.....1964
 Wilson, A.....1921-22
 Wilson, Bob.....1948-50
 Wilson, Clarence.....1988
 Wilson, Cristin.....2011-12
 Wilson, Ed.....1966
 Wilson, Fred.....1985
 Wilson, Harold.....1928-30
 Wilson, Jerry.....1948-50-51
 Wilson, Kyrie.....2012-13-14-15
 Wilson, Philip.....1921
 Wilson, Sam.....1997-98
 Wimbush, Mike.....1959
 Winans, Tydus.....1991-92-93
 Winblad.....1923
 Winder, Conley.....1945
 Winder, Don.....1940
 Winters, George.....1948
 Wipf, Wesley.....1944-45
 Wise, Bob.....1979
 Withycombe, Mike.....1986-87
 Wolfe, Jim.....1946-47
 Wolfgramm, T.C.....1992-93-94-95
 Woltz, Justin.....2000-01-03
 Womack, Richard.....1960
 Wood, Mark.....2002-03-04
Woodley, Quireo.....2017
 Woodman, Joe.....1931
 Woodruff, Tony.....1980-81
 Woods, Kelly.....1977-78
 Woods, Steve.....1977-78-80-81
 Woodson, Henry.....1970
 Worrell, Cameron.....2001-02
 Worsham, Preston.....1939-40
 Wren, David.....1969
 Wright.....1922
 Wright, Alan.....2015-16
 Wright, Amos.....1930

Wright, Andrew.....2017
 Wright, Dwayne.....2003-06
 Wright, Rodney.....1998-99-00-01
 Woy, Bob.....1979
 Wurst, Curt.....1972-73
 Wylie, Devon.....2007-08-09-10-11

Y
 Yancy, Bill.....1978
 Yarborough, Walt.....1964
 Yavasile, Klare.....1970
 York, Ralph.....1963
 Yost, Tom.....1946-47-49-50
 Young.....1923
 Young, Andre.....1977-78
 Young, Calvin.....1974-75
 Young, Earl.....1996
 Young, Kyle.....2003-04-05
 Young, Roger.....1966-67
 Youngblood, Armin.....1991-92
 Your, Willie.....1974-75
 Yrigollen, Ron.....1982


Z
 Zack, Dave.....1941
 Zanhie, Sam.....1942-46-47
 Zankick, Dennis.....1974-75
 Zeigler, Herman.....1947-48-49
 Zemanek, Bob.....1977-78-79-80
 Zerrili, Len.....1962
 Zimmerman, Kyle.....2005-06-07
 Zimmerman, Don.....1968
 Zumbro, Tim.....1975-76



Chris Pacheco



Micah St. Andrew



Ron Rivers



Ronnie Rivers



Ryan Mathews









Bear Pascoe



Lorenzo Neal

FIRST-TEAM ALL-AMERICANS

JACK MULKEY
1939-40 • ENDJACKIE FELLOWS
1942 • QBWILLARD WHITAKER
1954 • GDALE MESSER
1959, 1960 • HBDOUG BROWN
1960, 1961 • OLMONTE DAY
1962 • TBEAU CARTER
1963 • QBERV HUNT
1968 • STOM MCCALL
1968 • LBSTEVE CORDLE
1981 • SBERNARD BERRIAN
2001 • RSA.J. JEFFERSON
2007 • RSPHILLIP THOMAS
2012 • SS

The NCAA recognizes the All-America teams selected by the AP, AFCA, FWAA, Sporting News, and the WCFF. To determine consensus All-Americans, a player must appear on three of these organizations first team. If a player is named an All-American by all five organizations, he is a "unanimous All-American".

FIRST-TEAM ALL-AMERICA

Myron Anderson	1930	End
Jack Mulkey	1939	End
Jack Mulkey	1940	End
Jackie Fellows	1942	Quarterback*
Dan Bolt	1945	Guard
Willard Whitaker	1954	Guard
Dale Messer	1959	Halfback
Dale Messer	1960	Halfback
Doug Brown	1960	Guard
Doug Brown	1961	Center
Monte Day	1962	Tackle
Beau Carter	1963	Quarterback
Erv Hunt	1968	Safety
Tom McCall	1968	Linebacker
Steve Cordle	1981	Strong Safety
Bernard Berrian	2001	Ret. Specialist
A.J. Jefferson	2007	Ret. Specialist
Phillip Thomas	2012	Safety\$

*Consensus All-American

\$ Unanimous All-American

ADDITIONAL ALL-AMERICANS

Myron Anderson, HM	1930		James Williams, HM (AP)	1988	Cornerback
Frenchy Bordagaray, HM	1930		Jeff Skidmore, HM (AP)	1988	Offensive Guard
Frank Friedman, HM	1930		Ron Cox, 2nd (TSN), 2nd (FN), 3rd (AP), HM (UPI)	1989	Safety
Dick White, HM	1930		James Williams, 2nd (TSN), 3rd (AP)	1989	Cornerback
Walt Byrd, HM (UPI)	1934		Dwight Pickens, HM (TSN)	1989	Flanker
Mike Freeman, HM	1966	Defensive Back	Aaron Craver, HM (TSN)	1989	Tailback
John Stahl, HM	1967	Offensive Tackle	Marquez Pope, HM (TSN)	1989	Free Safety
Steve Verry, 2nd	1971	Offensive Guard	Kelvin Means, HM (TSN)	1989	Split End
Dwayne Crump, HM	1971	Safety	Melvin Johnson, 3rd (FN)	1991	Offensive Guard
Jack Fisher, HM	1971	Defensive Tackle	Trent Dilfer, 2nd (C&PFN), HM (FN)	1992	Quarterback
Gary Weaver, 3rd	1972	Linebacker	Malcolm Seabron, HM (FN)	1992	Flanker
Phil Borjas, 3rd	1972	Defensive Back	Jesse Hardwick, HM (FN)	1992	Offensive Tackle
Jeff Tedford, HM	1982	Quarterback	Lorenzo Neal, HM (FN)	1992	Fullback
Scott Darrow, HM	1982	Kicker	Zack Rix, HM (FN)	1992	Nose Guard
Ed Carter, HM	1982	Offensive Tackle	Wendell Valentine, HM (FN)	1992	Linebacker
Henry Ellard, 2nd (AP)	1982	Split End	Trent Dilfer, 3rd (AP), 3rd (FN)	1993	Quarterback
Mike Forrest, HM	1982	Offensive Guard	Brad Bell, HM (FN)	1993	Defensive End
John Blackstill, HM	1982	Center	Charlie Jones, HM (FN)	1993	Flanker
Kevin Jones, HM	1982	Defensive End	Ron Rivers, HM (FN)	1993	Tailback
Matt McKnight, HM	1982	Free Safety	Ron Collins, HM (FN)	1993	Offensive Tackle
Rocky Costello, HM	1983	Kicker	Ron Papazian, HM (FN)	1993	Linebacker
Larry Willis, HM	1983	Split End	David Dunn, 2nd (TSN), 2nd (C&PFN)	1994	WR/KR
Larry Willis, 3rd (AP)	1984	Split End	Charlie Jones, HM (UPI)	1995	Wide Receiver
Stephen Baker, HM (AP)	1985	Split End	Charles Smith, freshman (TSN)	1998	Wide Receiver
Barry Belli, HM (AP)	1985	Kicker	Derrick Ward, freshman (FN)	1999	Running Back
Anthony Dollarhide, HM (AP)	1985	Cornerback	Asen Asparuhov, 3rd (TSN), HM (CNN/SI)	2001	Placekicker
Barry Grove, HM (AP)	1985	Offensive Guard	Bernard Berrian, 4th (TSN)	2001	Return Specialist
Dave Lerma, HM (AP)	1985	Offensive Tackle	David Carr, 2nd (FN), 3rd (AP), HM (CNN/SI)	2001	Quarterback
Mike Mancini, HM (AP)	1985	Punter	Alan Harper, 2nd (AP), (TSN), (FN), HM (CNN/SI)	2001	Defensive Tackle
Chris Pacheco, HM (AP)	1985	Nose Guard	Logan Mankins, freshman (TSN)	2001	Offensive Tackle
Michael Stewart, HM (AP)	1985	Strong Safety	Rodney Wright, 4th (TSN)	2001	Wide Receiver
Kevin Sweeney, HM (AP)	1985	Quarterback	James Sanders, freshman (FWAA, TSN)	2002	Strong Safety
James Williams, HM (AP)	1985	Tailback	Paul Pinegar, freshman (TSN)	2002	Quarterback
Kevin Sweeney, HM (AP)	1986	Quarterback	Jermaine Jamison, freshman (TSN)	2002	Wide Receiver
Stephen Baker, HM (AP)	1986	Split End	Kyle Young, freshman (FWAA)	2003	Center
Barry Belli, HM (AP)	1986	Kicker	Logan Mankins, 2nd (WC)	2004	Offensive Tackle
Jethro Franklin, HM (AP)	1986	Defensive End	Ryan Wendell, freshman (TSN)	2004	Offensive Guard
Cliff Hannemann, HM (AP)	1986	Linebacker	Garrett McIntyre HM (AP, CNN-SI)	2005	Defensive Tackle
David Grayson, HM (AP)	1986	Linebacker	Cole Popovich, Freshman (TSN, FWAA)	2005	Offensive Guard
Michael Stewart, HM (AP)	1986	Strong Safety	Ryan Mathews, Junior, 2nd Team (AP) (SI)	2009	Running Back
Mike Chuhlantseff, HM (AP)	1986	Offensive Guard	Kevin Goessling, Sophomore, HM (SI)	2009	Place Kicker
Mike Withycombe, HM (AP)	1986	Offensive Tackle	Devon Wylie, Senior, 3rd (Yahoo!), HM (SI)	2011	Punt Returner
Jethro Franklin, 2nd (TSN), 3rd (AP), HM (UPI)	1987	Defensive End	Davante Adams, R-Freshman, 4th (Phil Steele), HM (SI)	2012	Wide Receiver
Barry Belli, HM (AP)	1987	Kicker	Derek Carr, Junior, HM (SI)	2012	Quarterback
Mike Withycombe, HM (AP)	1987	Offensive Tackle	Davante Adams, Sophomore, 1st (SBN), 2nd (AP, WC, Lindy's), 3rd (CBSSports, Athlon, PS), HM (SI)	2013	Wide Receiver
Ron Jenkins, HM (AP)	1987	Wide Receiver	Derek Carr, Senior, 2nd (Lindy's), 3rd (Athlon), HM (SI)	2013	Quarterback
Rod Webster, HM (AP)	1987	Strong Safety	Austin Wentworth, Senior, HM (SI)	2013	Offensive Tackle
Tracy Rogers, HM (AP)	1987	Linebacker			
Brock Smith, HM (AP)	1987	Wide Receiver			
Fred Wilburn, HM (AP)	1987	Cornerback			
Tracy Rogers, HM (AP)	1988	Linebacker			
Kelly Skipper, HM (AP)	1988	Tailback			
Tony Harris, HM (AP)	1988	Strong Safety			
Craig Jones, HM (AP)	1988	Tight End			
Chuck McCutchen, HM (AP)	1988	Nose Guard			
Jeff Truschel, HM (AP)	1988	Offensive Tackle			
Ron Cox, HM (AP)	1988	Linebacker			

Key: AP (Associated Press); TSN (The Sporting News); UPI (United Press International); FN (Football News); C&PFN (College & Pro Football Newsweekly); FWAA (Football Writers Association of America); WC (Walter Camp), SI (Sports Illustrated), PS (Phil Steele), Yahoo! (Yahoo! Sports); HM (honorable mention)

POSTSEASON ALL-STAR GAMES

EAST-WEST SHRINE GAME (VARIOUS SITES)

1942.....	Jack Mulkey, E
1960.....	Dale Messer, HB
1962.....	J.R. Williams, C
1976.....	Del White, LB
1977.....	Bob Glazebrook, DB
1980.....	Anthony Washington, CB
1981.....	Steve Cordle, SS
1982.....	Henry Ellard, SE
1984.....	Larry Willis, SE
1986.....	Cliff Hannemann, LB
1987.....	Jethro Franklin, DE
1988.....	Tracy Rogers, LB
1989.....	James Williams, CB
.....	(West Def. MVP)
1990.....	Aaron Craver, TB
1991.....	Marquez Pope, FS
.....	Judd Foell, DL
.....	Jim Sweeney,
.....	West Asst. Coach
1992.....	Lorenzo Neal, FB
.....	Jesse Hardwick, OT
1993.....	Ron Rivers, TB
1994.....	David Dunn, WR
.....	Jason James, C
1995.....	Charlie Jones, WR
1998.....	Cory Hall, DB
.....	Josh Kobdich, OL
.....	Jaime Kimbrough, RB
.....	Michael Pittman, RB
1999.....	Jeff Hanna, K
2000.....	Kevin Jordan, OT
2002.....	Alan Harper, DT
.....	Rodney Wright, WR
2003.....	Pat Hill, Head Coach
.....	Dan Brown, Assistant Coach
.....	Frank Cignetti, Assistant Coach
.....	Nick Burley, DE
.....	Rodney Michael, C
2004.....	Bernard Berrian, WR
.....	Rodney Davis, RB
2005.....	Logan Mankins, OT
.....	Stephen Spach, TE
2006.....	Paul Pineger, QB
2007.....	Paul Williams, WR
.....	Kyle Young, C
2008.....	Ryan Wendell
2009.....	Tom Brandstater, QB
.....	Bear Pascoe, TE
2010.....	Seyi Ajirotutu, WR
.....	Robert Malone, P
2010.....	Lonyae Miller, RB
2011.....	Chris Carter, DL
.....	Andrew Jackson, OL
.....	Ben Jacobs, LB
2012.....	Devon Wylie, WR
2014.....	Austin Wentworth, OL
2015.....	Tyler Davison, DT
.....	Curtis Riley, CB (inj.)*
2017.....	Tyquwan Glass, CB

* - did not play

SENIOR BOWL (MOBILE, ALA.)

1962.....	Doug Brown, OT
1986.....	Kevin Sweeney, QB (inj.)*
1988.....	Barry Belli, K/P
1992.....	Tony Brown, CB
1994.....	James Burton, CB
.....	Ron Rivers, TB
.....	Malcolm Seabron, FL
1995.....	David Dunn, WR
.....	Jason James, C
1996.....	Jahine Arnold, WR
1998.....	Michael Pittman, TB
.....	Chris Conrad, OL
2001.....	Orlando Huff, LB
2002.....	David Carr, QB
.....	Alan Harper, DT
2004.....	Bernard Berrian, WR
2005.....	Logan Mankins, OT
2007.....	Paul Williams, WR
2010.....	Lonyae Miller, RB
2013.....	Robbie Rouse, RB
.....	Phillip Thomas, SS
2014.....	Derek Carr, QB
.....	Marcel Jensen, TE (inj.)*
2015.....	Josh Harper, WR
.....	Derron Smith, S (inj.)*

* - did not play

NFLPA COLLEGIATE BOWL (CARSON, CALIF.)

2012.....	Logan Harrell, DT
2013.....	Michael Butler, TE
.....	Richard Helepiko, OL
.....	Tristan Okpalauugo, OLB
2014.....	Isaiah Burse, WR
2016.....	Ejiro Ederaine, OLB
.....	Marteze Waller, RB
.....	Charles Washington, DB
2018.....	Da'Mari Scott, WR

CASINO DEL SOL ALL-STAR GAME (TUCSON, ARIZ.)

2012.....	Leslie Cooper, OG
.....	Kevin Goessling, K
.....	Bryce Harris, OT

HULA BOWL (HONOLULU, HAWAII)

1978.....	Curtis Minor, DB
1988.....	Terry Cook, DE
.....	Jim Sweeney,
.....	West Asst. Coach
1990.....	Aaron Craver, TB
1991.....	Mark Barsotti, QB
.....	Marquez Pope, FS
1992.....	Lorenzo Neal, FB
1993.....	Ron Collins, OT
.....	Tommy Jones, CB
.....	Sam Watson, SS
1995.....	Reggie Brown, FB
1999.....	Jim Arellanes, QB
2000.....	Billy Volek, QB
2001.....	Thabiti Lockhart, NT
2002.....	Tierre Sams, CB
2005.....	Therrian Fontenot, CB
2006.....	Tyrone Culver, FS
.....	Raymond Washington, CB
2007.....	Pat Hill, West Head Coach
.....	Dwayne Wright, RB
.....	Roshon Vercher, FB
.....	Kyle Young, C

BLUE-GRAY GAME (MONTGOMERY, ALA.)

1981.....	Tim Washington, CB
1986.....	Stephen Baker, SE
.....	Kevin Sweeney, QB (inj.)
1991.....	Mark Barsotti, QB
.....	Tony Brown, CB
.....	Emery Braxton, CB
.....	Kelvin Means, SE
1994.....	Demetrius Edwards, NG
1995.....	Jahine Arnold, WR
1996.....	Jim Arellanes, QB
.....	Brian Roberson, WR
1997.....	Michael Pittman, TB
1998.....	Jaime Kimbrough, RB
.....	Josh Kobdich, OL

JAPAN BOWL (TOKYO, JAPAN)

1978.....	Curtis Minor, DB
1984.....	Curtis Allen, SS
1986.....	Stephen Baker, SE
.....	(West MVP)
.....	Michael Stewart, SS
.....	Gene Taylor, FL
.....	Kevin Sweeney, QB (inj.)
.....	Jim Sweeney,
.....	West Head Coach
1987.....	Jethro Franklin, DE
.....	Barry Belli, K/P
1989.....	Dwight Pickens, FL
.....	Mike Foust, OT
1990.....	Aaron Craver, TB
1991.....	Jeff Thiesen, LB
1992.....	Lorenzo Neal, FB
.....	Jesse Hardwick, OT

COLLEGE ALL-STAR GAME (CHICAGO, ILL.)

1968.....	Mike Freeman, DB
1972.....	Gary Weaver, LB

MARTIN LUTHER KING CLASSIC (SAN JOSE, CALIF.)

1989.....	Myron Jones, FB
-----------	-----------------

COACHES ALL-AMERICA BOWL (LUBBOCK, TEXAS)

1972.....	Gary Weaver, LB
-----------	-----------------

ALL-AMERICAN BOWL (TUCSON, ARIZ.)

1961.....	Sonny Bishop, OT
.....	Doug Brown, OT
.....	Jay Buckert, E
.....	Gerald Houser, E

GRIDIRON CLASSIC (FLORIDA)

2002.....	Maurice Rodriguez, LB
.....	Rodney Wright, WR
2003.....	Rodney Michael, C
.....	Victor Taifane, OG

COLLEGE FOOTBALL AWARDS

HEISMAN MEMORIAL TROPHY (Nation's Top Player)

1986 - Kevin Sweeney (finished 9th)

2001 - David Carr (finished 5th)

2013 - Derek Carr (finished 8th)

WALTER CAMP PLAYER OF THE YEAR AWARD

2013 - Derek Carr (semifinalist)

BILETNIKOFF AWARD (Nation's Top Wide Receiver)

2013 - Davante Adams (semifinalist)

DAVEY O'BRIEN AWARD (Nation's Top QB)

1986 - Kevin Sweeney (runner-up)

2001 - David Carr (semifinalist)

2013 - Derek Carr (semifinalist)

FOOTBALL NEWS OFFENSIVE PLAYER OF THE YEAR

2001 - David Carr (WINNER)

JIM THORPE AWARD (Nation's Top Defensive Back)

2012 - Phillip Thomas (finalist)

JOHNNY UNITAS GOLDEN ARM (Nation's Top Senior QB)

2001 - David Carr (WINNER)

2013 - Derek Carr (finalist)

MANNING AWARD (Nation's Top QB)

2001 - David Carr (WINNER)

2013 - Derek Carr (finalist)

PAUL WARFIELD AWARD (Nation's Top Wide Receiver)

2013 - Davante Adams (WINNER)

POP WARNER (Most Outstanding Player in the Western U.S.)

2001 - David Carr (WINNER)

SAMMY BAUGH AWARD (Nation's Top QB)

1993 - Trent Dilfer (WINNER)

2001 - David Carr (WINNER)

2013 - Derek Carr (WINNER)

BURLSWORTH TROPHY

(Nation's Top Player Who Started As A Walk-On)

2012 - Tristan Okpalauugo (semifinalist)

2013 - Jonathan Norton (semifinalist)

BROYLES AWARD (Nation's Top Assistant Coach)

2012 - Nick Toth (semifinalist)

2013 - Dave Schramm (semifinalist)



Phillip Thomas at the Home Depot College Football Awards Show on Disney's Boardwalk Resort: Red carpet arrivals (l to r) Bill Anoatubby, Chickasaw Nation Governor, Dee Milliner (Alabama), Johnthan Banks (Mississippi State), Phillip Thomas (Fresno State) and Barry Switzer. Thomas was a finalist for the Jim Thorpe Awards and attended the awards show on Dec. 6, 2012 (Photo courtesy of ESPN)

CONFERENCE PLAYERS OF THE YEAR

OFFENSIVE PLAYER OF THE YEAR

MOUNTAIN WEST

2013.....Derek Carr, QB

2012.....Derek Carr, QB

WAC

2001.....David Carr, QB

1998.....Jaime Kimbrough, TB

.....(Pacific Division)

1993.....Trent Dilfer, QB

BIG WEST

1991.....Mark Barsotti, QB

.....(Co-Offensive MVP)

PACIFIC COAST ATHLETIC ASSOCIATION

1986. Kevin Sweeney, QB (Co-MVP)

1985. Kevin Sweeney, QB (Co-MVP)

1982.....Henry Ellard, SE (Co-MVP)

.....Jeff Tedford, QB (Co-MVP)

1977.....Dean Jones, QB

DEFENSIVE PLAYER OF THE YEAR

MOUNTAIN WEST

2012.....Phillip Thomas, SS

WAC

2010.....Chris Carter, DE

2007.....Marcus Riley, LB

2005.....Garrett McIntyre, DT

2001.....Alan Harper, DT

BIG WEST

1991.....Marquez Pope, FS

.....(Co-Defensive MVP)

1990.....Marquez Pope, FS

.....(Co-Defensive MVP)

1989.....Ron Cox, ROV

1988.....Tracy Rogers, LB

PACIFIC COAST ATHLETIC ASSOCIATION

1987.....Jethro Franklin, DE

SPECIAL TEAMS PLAYER OF THE YEAR

WAC

1994.....David Dunn, KR

FRESHMAN OF THE YEAR

MOUNTAIN WEST

2012.....Davante Adams, WR


WAC

2004.....Ryan Wendell, OG

2002.....Paul Pinegar, QB



Ryan Wendell was the 2004 WAC Freshman of the Year



Kevin Sweeney was the PCAA Co-MVP in both 1985 and 1986



Phillip Thomas was the 2012 MW Defensive Player of the Year in Fresno State's first season as a member of the conference.

FIRST-TEAM ALL-CONFERENCE SELECTIONS

FIRST-TEAM ALL-COAST

1939	Bob Burgess, C
1940	Bob Burgess, C
1941	Bob Burgess, C Jim Molich, E
1951	Nick Dokoozlian, FB
1952	Ledio Fanucchi, T Larry Willoughby, FB Willard Whitaker, G
1954	Lyman Erlich, T Willard Whitaker, G
1955	Dean Philpott, FB Darryl Rogers, E Alan Kirchoff, T
1956	Dean Philpott, FB Don Kloppenburg, C
1957	Dean Philpott, FB Don Kloppenburg, C
1958	Dale Messer, HB Fred Raco, E
1959	Dale Messer, HB Doug Brown, C
1960	Dale Messer, HB Doug Brown, C
1961	Jon Anabo, QB Doug Brown, C Jay Buckert, E Bill Kendrick, HB
1962	Jon Anabo, QB Jan Barrett, E Monte Day, T J.R. Williams, C Beau Carter, QB
1963	Beau Carter, QB
1964	Jim Long, TB Paul Warkentin, C
1966	Mike Freeman, DB Sylvester Greenwood, G
1968	Hank Corda, G John Stahl, T
1975	Calvin Young, TE (2nd)
1977	Chuck Shearn, OG Simon Peterson, DE
1981	Steve Cordle, SS
1982	Henry Ellard, SE
1983	Larry Willis, SE
1984	Larry Willis, SE Ron Cross, FS (2nd, UPI)
1985	Kevin Sweeney, QB (1st, UPI) Mike Mancini, P (1st, UPI) Barry Grove, OG (2nd, UPI)
1986	Stephen Baker, SE (1st, UPI) Kevin Sweeney, QB (2nd, UPI) Gene Taylor, FL (2nd, UPI) James Williams, TB (2nd, UPI) Greg Ramsey, DE (2nd, UPI)
1987	Jethro Franklin, DE (1st, UPI) Barry Belli, K (2nd, UPI)
1988	Tracy Rogers, LB (1st, UPI) Tony Harris, SS (1st, UPI)
1989	Ron Cox, ROV (1st, UPI) James Williams, CB (1st, UPI)

FIRST-TEAM ALL-CCAA

1946	Bob Hoffman, T Jean Lamour, G
1947	Bob Hoffman, T Millard Mitchell, T
1949	Dick Biama, HB
1950	Chuck Toy, E Johnny Morse, HB/DB Gordon Leavitt, DG

1953	Bill Raine, E Willard Whitaker, G
1954	Lyman Ehrlich, T Duke Snider, HB Don Driscoll, HB
1955	No team selected
1956	Allan Kerchoff, T Bill Harvey, T Nick Brown, C Don Kloppenburg, C Dean Philpott, FB L.C. Taylor, HB
1957	George Van Zant, E Nick Brown, T Don Kloppenburg, C
1958	Dale Messer, HB
1959	Dale Messer, HB Jack Mattox, T Doug Brown, G
1960	Dale Messer, HB Sonny Bishop, T Doug Brown, G J.R. Williams, C John Webster, C Bob Van Galder, QB Larry Iwasaki, HB
1961	Monte Day, T Doug Brown, G J.R. Williams, C Sonny Bishop, T Bill Kendrick, HB
1962	Larry Fogelstrom, E Monte Day, T J.R. Williams, C Jon Anabo, QB
1963	Beau Carter, QB Jan Farris, E
1964	Paul Warkentin, C Dave Plump, HB
1965	Bill Wilsey, G Walt Yarborough, DB Dave Plump, HB
1966	Sylvester Greenwood, DE Terry Pitts, G Gary Cohagan, DT Dick Lowe, DG
1967	John Stahl, T Danny Robinson, QB Mike Freeman, DB
1968	Tom McCall, LB Mike Flores, FB John Stahl, T Hank Corda, G Erv Hunt, DB Tony Welch, T Ron Remington, DT

FIRST-TEAM ALL-PCAA

1969	Tom Flanagan, LB Jack Erdman, DB
1970	Tom Flanagan, LB Gary Boreham, WR Carl Ray Harris, DB Cleo McCutcheon, T Steve Verry, G
1971	Gary Weaver, LB Dwayne Crump, DB Steve Verry, G
1972	Gary Weaver, LB Dwayne Crump, DB Phil Borjas, DB Pat Plummer, T Craig Holworthy, P Dwayne Westphal, DT

1973	Craig Holworthy, P Dwayne Westphal, DT
1974	Calvin Young, TE Alvaro Garcia, K Greg Anderson, OT
1975	Calvin Lane, DB Dan Johnson, LB
1976	Simon Peterson, DT Curtis Minor, DB Vince Petrucci, K
1977	Simon Peterson, DT Curtis Minor, DB Bob Glazebrook, DB Willy Robinson, DB Larry Fister, DT Vince Petrucci, K Dean Jones, QB Dave Applegate, G Steve Franklin, RB Tony Jackson, WR Rick Stannard, OT Chuck Shearn, OG Steve Shearn, C
1978	Gary Hayes, DB
1979	Gary Hayes, DB Pat Palumbo, G
1980	Anthony Washington, CB Joe Becker, OT
1981	Steve Cordle, SS Scott Darrow, K Steve Houston, OG Ted Torosian, FB Henry Ellard, SE
1982	Henry Ellard, SE Jeff Tedford, QB Scott Darrow, K Ed Carter, OT Mike Forrest, OG John Blackskill, C Kevin Jones, DE Matt McKnight, FS
1983	Larry Willis, SE
1984	Larry Willis, SE Ron Cross, FS Chris Pacheco, NG
1985	Kevin Sweeney, QB James Williams, TB Stephen Baker, SE Barry Belli, K Michael Stewart, SS Mike Mancini, P Chris Pacheco, NG Anthony Dollarhide, CB David Lerma, OT Barry Grove, OG
1986	Kevin Sweeney, QB Stephen Baker, WR/Ret. Barry Belli, K Jethro Franklin, DE Michael Stewart, SS Mike Chuhlantseff, OG Mike Withycombe, OT Cliff Hannemann, LB David Grayson, LB
1987	Jethro Franklin, DE Barry Belli, K Mike Withycombe, OT Ron Jenkins, FL Rod Webster, SS Tracy Rogers, LB Brock Smith, SE Fred Wilburn, CB

FIRST-TEAM ALL-CONFERENCE SELECTIONS

FIRST-TEAM ALL-BIG WEST	
1988	Tracy Rogers, LB Tony Harris, SS Chuck McCutchen, NG Ron Cox, LB James Williams, CB Jeff Skidmore, OG Kelly Skipper, TB Craig Jones, TE <u>Jeff Truschel, OT</u>
1989	Ron Cox, ROV Dwight Pickens, WR/PR Mike Foust, OT Paul Vial, OG Rich Bartlewski, TE Aaron Craver, RB Lance Oberparleiter, P Terry Cook, DL James Williams, CB <u>Marquez Pope, S</u>
1990	Marquez Pope, FS Nick Ruggeroli, DE Taylor Cooper, CB Tony Brown, CB Jesse Hardwick, OT Melvin Johnson, OG <u>Aaron Craver, TB</u>
1991	Mark Barsotti, QB Marquez Pope, FS Kelvin Means, SE Jesse Hardwick, OT Lorenzo Neal, FB Ron Rivers, TB Derek Mahoney, PK Judd Foell, DE Zack Rix, DL Darren Boyer, LB Jeff Thiesen, LB Tony Brown, CB <u>Melvin Johnson, OG</u>

FIRST-TEAM ALL-WAC	
1992	Trent Dilfer, QB Zack Rix, NG <u>Jesse Hardwick, OT</u>
1993	Trent Dilfer, QB Ron Rivers, TB Jason James, C Derek Mahoney, PK <u>James Burton, CB</u>
1994	David Dunn, RS <u>Charlie Jones, WR</u>
1995	<u>Charlie Jones, WR</u>
1996	A.J. Gass, LB Gary Osmundson, C Brian Roberson, WR Bryan Robinson, DT <u>Omar Stoutmire, SS</u>
1997	Michael Pittman, TB Chris Conrad, OT <u>A.J. Gass, LB</u>
1998	Jaime Kimbrough, TB Ken Foersch, OL Tim Skipper, LB <u>Jeff Roberts, P</u>
1999	Jeff Hanna, K Alan Harper, DT Orlando Huff, LB Anthony Limbrick, FS Billy Volek, QB <u>Rodney Wright, WR</u>

2000	Vernon Fox, FS Alan Harper, DT <u>Orlando Huff, LB</u>
2001	Asen Asparuhov, K Bernard Berrian, WR Nick Burley, DE David Carr, QB Vernon Fox, S Alan Harper, DT Jason Simpson, P <u>Mike Stovall, C</u>
2002	Asen Asparuhov, PK Nick Burley, DE Jason Stewart, NT Cameron Worrell, FS <u>Joe Schey, RT</u>
2003	Bernard Berrian, WR/Returner James Sanders, SS <u>Bryce McGill, LB</u>
2004	Logan Mankins, OT Garrett McIntyre, DT James Sanders, SS <u>Ryan Wendell, OG</u>
2005	Paul Pinegar, QB Paul Williams, WR Adam Jennings, RS Kyle Young, C Dartangon Shack, LT Wendell Mathis, RB Garrett McIntyre, DT <u>Tyrone Culver, FS</u>
2006	Chris Denman, OT <u>Dwayne Andrews, LB</u>
2007	Marcus Riley, LB Ryan Wendell, C Bear Pascoe, TE <u>Tyler Clutts, DE</u>
2008	<u>Bobby Lepori, LT</u>
2009	Chris Carter, DL Kevin Goessling, K Andrew Jackson, OL Ben Jacobs, LB Ryan Mathews, RB <u>Robert Malone, P</u>
2010	Chris Carter, DL Kevin Goessling, K Logan Harrell, DL Ben Jacobs, LB <u>Kenny Wiggins, OL</u>

2011	Travis Brown, LB Kevin Goessling, K Logan Harrell, DT Bryce Harris, OT Robbie Rouse, RB <u>Jalen Saunders, WR</u>
------	--

FIRST-TEAM ALL-MOUNTAIN WEST	
2012	Davante Adams, WR Derek Carr, QB Tyeler Davison, NG Robbie Rouse, RB Derron Smith, FS Phillip Thomas, SS <u>Austin Wentworth, OL</u>
2013	Davante Adams, WR Derek Carr, QB Derron Smith, FS <u>Austin Wentworth, OL</u>
2014	Tyeler Davison, NG Josh Harper, WR <u>Derron Smith, FS</u>
2017	<u>Jeff Allison, LB</u>

THREE-TIME FIRST-TEAM ALL-CONFERENCE SELECTIONS

Name	Pos	Years	Conference
Bob Burgess	C	1939-40-41	All-Coast
Dean Philpott	FB	1955-56-57	All-Coast
Dale Messer	HB	1958-59-60	All-Coast & CCAA
Doug Brown	G	1959-60-61	All-Coast & CCAA
J.R. Williams	C	1960-61-62	CCAA
Barry Belli	K	1985-86-87	PCAA
Marquez Pope	S	1989-90-91	Big West
Jesse Hardwick	OT	1990-91-92	Big West ('90-91), WAC ('92)
Alan Harper	DT	1999-00-01	WAC
Kevin Goessling	K	2009-10-11	WAC
Derron Smith	S	2012-13-14	Mountain West

CONFERENCE PLAYERS OF THE WEEK

ACADEMIC ALL-AMERICANS



'99 Payton Williams
DB
Second-Team



'09 Andrew Jackson
OL
First-Team



'09 Robert Malone,
P
Second-Team



'10 Vince Pascoe,
FB
Second-Team



'13 Derek Carr,
QB
Second-Team



'15 Justin Northern
OL
Second-Team



'16 Jacob Vazquez
OL
Second-Team

OTHER ACADEMIC AWARDS



Derek Carr (above) being honored at the 2013 National Football Foundation Annual Awards Dinner at the Waldorf Astoria in New York City. Carr is one of three players in school history to be named a NFF National Scholar-Athlete and be a finalist for the William V. Campbell trophy, otherwise known as the Academic Heisman.

NFF WILLIAM V. CAMPBELL TROPHY (Academic Heisman)

2010	Andrew Jackson
	Ben Jacobs
	Vince Pascoe
2011	Bryce Harris
	Zak Hill
2012	Derek Carr
2013	Derek Carr
	Justin Northern
2014	Justin Northern

2001 Vernon Fox (finalist)

2009 Moses Harris (finalist)

2013 Derek Carr (finalist)

Note: All three were named NFF National Scholar-Athletes

FRESNO STATE PRESIDENT'S MEDAL (the highest honor give to a graduating student)

2006 Kevin Cooper

ACADEMIC ALL-DISTRICT

2008 Moses Harris
Andrew Jackson
Vince Pascoe

2009 Kevin Goessling
Moses Harris
Andrew Jackson
Robert Malone
Vince Pascoe

ACADEMIC ALL-WAC

1992 Trent Dilfer
Christopher Williams

1993 Chris Burk
Trent Dilfer

1994 Chris Burk
Warren Fortier
Lance Thomas

1995 Scott Mueller
Warren Fortier

1996 Warren Fortier

1997 Lawrence Deck
Warren Fortier

Jeffery Hanna
David Shabaglian
Payton Williams

1998 Jeromy Blackwell
Lawrence Deck
Ken Foersch
Vernon Fox
Jeffery Mahanke
Payton Williams

1999 Jeromy Blackwell
Giachino Chiamonte
Lawrence Deck
Patrick Fanene
Matthew Fisher
Vernon Fox
Jeffery Hanna
Timothy Osborn
Payton Williams

2000 Juan Bautista
Giachino Chiamonte
Lawrence Deck
Patrick Fanene
Matthew Fisher
Vernon Fox
Timothy Osborn
David Shabaglian
Joe Schey

2001 Juan Bautista
Patrick Fanene
Vernon Fox
Kevin Murphy
Timothy Osborn
Nathan Ray
David Shabaglian
Joe Schey
Steven Spach

2002 Jaskaran Bains
Juan Bautista
Lanell Culver
Kyle Goodman
Jermaine Jamison
Adam Jennings
Garrett McIntyre
Kevin Murphy
Nathan Ray
Doug Roush
Stephen Spach
Matthew Stevenson

2003 Jordan Christensen

Tyrone Culver
Jaron Fairman
Joe Fernandez
Kyle Goodman
Nate Ray
Josh Sherley
Stephen Spach

2004 Jordan Christensen
Kevin Cooper
Tyrone Culver
Joe Fernandez
Kyle Goodman
Garrett McIntyre
Stephen Spach
Matt Stevenson

2005 Jordan Christensen
Kevin Ciccone
tyrone Culver
Shannon Dorsey
Joe Fernandez
Kyle Goodman
Jason Huss
Ikenna Ike
Jacob Jorde
Garrett McIntyre
Ryan McKinley
Kyle Richard
Clint Stitser
Bryson Sumlin
Ryan Wendell

2006 Nathan Adams
Tom Brandstater
Jordan Christensen
Shannon Dorsey
Jason Fairman
Joe Fernandez
Anthony Harding
Moses Harris
Ikenna Ike
Ryan Machado
Ryan McKinley
Josh Sherley
Clint Stitser
Ryan Wendell

2007 Nathan Adams
Lorne Bell
Kenny Borg
Tom Brandstater
Anthony Harding
Moses Harris
Ikenna Ike

Andrew Jackson
Ben Jacobs
Andrew Lubinsky
Robert Malone
Francisco Manquero
Pierce Masse
Ryan McKinley
Darren Newborn
Vince Pascoe
Clint Stitser
Ryan Wendell
Devon Wylie

2008 Tom Brandstater
Kevin Goessling
Anthony Harding
Bryce Harris
Moses Harris
Zak Hill
Andrew Jackson
Ben Jacobs
Drew Lubinsky
Robert Malone
Darren Newborn
Vince Pascoe
Shawn Plummer
Bobby Shepard

2009 Lorne Bell
Ryan Colburn
Kevin Goessling
Anthony Harding
Bryce Harris
Moses Harris
Zak Hill
Andrew Jackson
Ben Jacobs
Robert Malone
Frank Manquero
Sonny McCree
Darren Newborn
Vince Pascoe
Shawn Plummer
Austin Raphael
Andrew Shapiro
Bobby Shepard

2010 Lorne Bell
Ryan Colburn
Matthew De Los Santos
A.J. Ellis
Kevin Goessling
Bryce Harris
Ben Jacobs
Marcel Jensen

OTHER ACADEMIC AWARDS

Chris Lewis
Sonny McCree
Vince Pascoe
Shawn Plummer
Austin Raphael
Andrew Shapiro
Bobby Shepard
Derron Smith
Austin Wentworth
Kenny Wiggins

Brandon Connette
Adam DeCosta
Dylan Detwiler
Brandon Hughes
Justin Johnson
Kody Kroening
Nathan Madsen
Malique Micenheimer
Justin Northern
Kyrian Obidiegwu
Tobenna Okeke
Sean Rubalcava
Garrett Swanson
Charles Washington

Arron Mosby
Tobenna Okeke
David Patterson
Jared Rice
Kyle Riddering
Ronnie Rivers
Trent Soechting
Micah St. Andrew
David Tangipa
Syrus Tuitele

2011 Riley Barnes
Ryan Boschma
Derek Carr
Tyler Davison
Kevin Goessling
Bryce Harris
Zak Hill
Marcel Jensen
Donavon Lewis
Malique Micenheimer
Karl Mickelsen
Andrew Shapiro
Bobby Shepard

MOUNTAIN WEST ACADEMIC ALL-CONFERENCE

2012 Riley Barnes
Bo Bonnheim
Lars Bramer
Derek Carr
Beau Fryer
Marcel Jensen
Malique Micenheimer
Aaron Peck
Shawn Plummer
Chad Preacher
Andrew Shapiro
Garrett Swanson
Marteze Waller
Charles Washington

2013 Sean Alston
Bo Bonnheim
Lars Bramer
Isaiah Burse
Jeff Camilli
Derek Carr
Darryl Cash
Adam DeCosta
Dylan Detwiler
Brandon Hughes
Justin Johnson
Rodney Mathews
Colin McGuire
Malique Micenheimer
Justin Northern
Kyrian Obidiegwu
Aaron Peck
Garrett Swanson
Marteze Waller
Charles Washington

2014 Riley Barnes
Bo Bonnheim
Brian Burrell
Darryl Cash

2015 Kilton Anderson
Bo Bonnheim
Dylan Detwiler
George Helmuth
Kyle Hendrickson
Brandon Hughes
Kody Kroening
Michael Martens
Malique Micenheimer
Justin Northern
Kyrian Obidiegwu
Chad Olsen
David Patterson
Tyler Puccio
Kyle Riddering
Garrett Swanson
David Tangipa
Jacob Vazquez
Charles Washington

2016 Jeffrey Allison
Jaron Bryant
Blake Cusick
Kyle Hendrickson
Josh Hokit
Brandon Hughes
Logan Hughes
Zach Kline
Kody Kroening
Michael Martens
Wyatt McBee
Tobenna Okeke
David Patterson
Elijah Piper
Ryan Popolizio
Kyle Riddering
Trent Soechting
David Tangipa
Nick Van Valkenburg
Jacob Vazquez
Justin Verrell

2017 Jeff Allison
Blake Cusick
Damien DeGruy
Derrion Grim
Kyle Hendrickson
Keiti Iakopo
Gunner Javernick
Kwami Jones
Nathan Madsen
Maamaloa Mafi
Marcus McMaryion
Jordan Mims



Ronnie Rivers



Marcus McMaryion (6)

Jordan Mims (22)



Jeff Allison

RETIRED JERSEYS




DEREK CARR

On September 2, 2017, the Bulldogs' all-time leading passer, Derek Carr (2009-13), saw his No. 4 jersey retired during a halftime ceremony. It was the seventh retired jersey in the history of the program. The two-time Mountain West Offensive Player of the Year (2012-13) and two-time All-American (2012-13) established 27 new school and 21 Mountain West records in his career at Fresno State. He was a three-year starter who helped the Bulldogs win back-to-back Mountain West championships in his final two seasons, which included an 11-2 campaign his senior year that matched the school record for wins in a season and rose the team to as high as No. 13 in the national rankings. Carr led

4

the nation in 2013 in total offense (5,199), total passing yards (5,082), passing yards per game (390.9), passing touchdowns (50) completions per game (34.85), touchdowns responsible for (52), total points responsible for (302) and points responsible for per game (24.2). Additionally, he was responsible for 44 more touchdowns than he was turnovers in 2013, a figure that led all FBS players by four. Carr went on to receive the 2013 Sammy Baugh Award, which goes to the nation's top passer.




DAVID CARR

David Carr had his jersey retired on September 1, 2007. During his senior season, he guided the Bulldogs to an 11-3 record, tying the school record for most wins in a season. Fresno State opened the 2001 season with wins over three nationally ranked opponents, No. 23 Colorado and No. 18 Wisconsin, both on the road, and a commanding 44-24 win over No. 10 Oregon State in Bulldog Stadium. That game was played in front of a then-record crowd of 42,410. In his final game, Carr set a bowl record with 531 passing yards while throwing four touchdowns. He won the Johnny Unitas Golden Arm Award and the Pop Warner Award, which is presented annually to the best college football player

8

on the west coast. He finished fifth in the balloting for the Heisman Trophy. For his career, 1997-2001, Carr completed 344-of-533 passes for 7,849 yards and 70 touchdowns. When he left, he held Bulldog passing records for most touchdowns in a career (70), passing yards in a season (4,839), touchdowns in a season (46) and total offensive yards in a season (4,906). Carr was selected as the No. 1 overall NFL pick by the expansion Houston Texans, becoming the first player from a non-BCS conference in 30 years to be selected as the top overall pick.



KEVIN SWEENEY

Sweeney finished his four-year career in 1986 as the all-time leading passer in NCAA history (10,808 yards) at the time, breaking the previous mark of 10,579, set from 1981-84 by former Boston College quarterback Doug Flutie. A four-year starter at quarterback, Sweeney set or tied a total of 30 school, conference and NCAA records. His 30 200-yard passing games tied an NCAA mark. By finishing ninth in the Heisman Trophy balloting in 1986, Sweeney became the highest finisher in league history for that prestigious honor. He finished runner-up in balloting for the Davey O'Brien National Quarterback of the Year Award.

9




TRENT DILFER

He was honored because he led the Bulldogs to two of their most prestigious bowl games ever, the 1992 Freedom Bowl, a memorable 24-7 victory over USC, and the 1993 Aloha Bowl. He ranks sixth in school history in both passing yards with 7,631 and total offense with 7,785 yards. When he left school, he held single-season school records for passing yards (3,799) and touchdowns (30). At the time his 523 passing yards in the 1993 Aloha Bowl were the most ever by a quarterback in a bowl game. As a junior, Dilfer earned WAC Offensive Player of the Year honors and set an NCAA record for consecutive passes without an interception (271) that lasted until 2007. A first-round pick of the

12

Tampa Bay Buccaneers, Dilfer guided the Baltimore Ravens to a win over the New York Giants in Super Bowl XXXII.


RETIRED JERSEYS



VINCE PETRUCCI

Messer, a 1960 graduate, was a 170-pounder from Lemoore, Calif., and had 9.9 (100 yards) speed as a halfback. He not only carried the ball, but he punted and handled placekicking chores as well. A three-time all-conference pick, Messer led the Bulldogs in rushing (811 yards), receiving (30 catches), scoring (108 points), punt returns and kickoff returns his senior year. He also returned three passing interceptions for 28 yards, punted for a 34.6 average and was 3-for-6 in the passing department with two touchdowns. Messer's rushing total was even more impressive when you consider that as a team Fresno State ranked third in the nation in passing offense (1,947 yards). A two-time All-America selection, Messer played in the East-West Shrine game in San Francisco and was a three-time All-Coast honoree. He later played for the San Francisco 49ers (1961-65) after rushing for nearly 2,000 yards, scoring 31 touchdowns and leading Fresno State to three straight conference titles.


14



DALE MESSER

Messer, a 1960 graduate, was a 170-pounder from Lemoore, Calif., and had 9.9 (100 yards) speed as a halfback. He not only carried the ball, but he punted and handled placekicking chores as well. A three-time all-conference pick, Messer led the Bulldogs in rushing (811 yards), receiving (30 catches), scoring (108 points), punt returns and kickoff returns his senior year. He also returned three passing interceptions for 28 yards, punted for a 34.6 average and was 3-for-6 in the passing department with two touchdowns. Messer's rushing total was even more impressive when you consider that as a team Fresno State ranked third in the nation in passing offense (1,947 yards). A two-time All-America selection, Messer played in the East-West Shrine game in San Francisco and was a three-time All-Coast honoree. He later played for the San Francisco 49ers (1961-65) after rushing for nearly 2,000 yards, scoring 31 touchdowns and leading Fresno State to three straight conference titles.

21



HENRY ELLARD

Ellard broke nearly every Fresno State pass receiving record in 1982 in addition to setting an NCAA record with 1,510 receiving yards that season. The 1982 co-Offensive Player of the Year in the PCAA, Ellard caught 62 passes, including 15 for touchdowns. He established a conference career record with 2,947 receiving yards and tied a conference mark with 25 career touchdowns. He was named second-team All-America by Associated Press and was a second round draft choice of the Los Angeles Rams.

83



NFL DRAFT CONNECTION




QB David Carr
No. 1 overall - 2002
Houston Texans




QB Trent Dilfer
No. 6 overall - 1994
Tampa Bay Buccaneers



RB Ryan Mathews
No. 12 overall - 2010
San Diego Chargers



CB J.D. Williams
No. 16 overall - 1990
Buffalo Bills



OG Logan Mankins
No. 32 overall - 2005
New England



YEAR	ROUND (PICK)	PLAYER, POSITION	TEAM	YEAR	ROUND (PICK)	PLAYER, POSITION	TEAM
2018	--	none	--	1985	--	none	--
2017	--	none	--	1984	10th (260)	Derrick Franklin, DB	Atlanta Falcons
2016	--	none	--	1983	2nd (32)	Henry Ellard, WR	Los Angeles Rams
2015	5th (154)	Tyler Davison, NG	New Orleans Saints	1982	9th (224)	Tony Woodruff, WR	Philadelphia Eagles
	6th (197)	Derron Smith, S	Cincinnati Bengals		12th (334)	Tim Washington, CB	San Francisco 49ers
	6th (215)	Cody Wichmann, OG	St. Louis Rams	1981	2nd (44)	Anthony Washington, CB	Pittsburgh Steelers
2014	2nd (36)	Derek Carr, QB	Oakland Raiders	1980	--	none	--
	2nd (53)	Davante Adams, WR	Green Bay Packers	1979	11th (281)	Bob Rippentrop, TE	Tampa Bay Buccaneers
2013	4th (119)	Phillip Thomas, S	Washington Redskins		11th (282)	Mike Mince, DB	New York Giants
2012	4th (107)	Devon Wylie, WR	Kansas City Chiefs	1978	11th (291)	Dean Jones, QB	Oakland Raiders
2011	5th (162)	Chris Carter, DL	Pittsburgh Steelers		11th (304)	Bob Glazebrook, DB	Oakland Raiders
	7th (210)	Andrew Jackson, OL	Atlanta Falcons	1977	--	none	--
2010	1ST (12)	RYAN MATHEWS, RB	SAN DIEGO CHARGERS	1976	6th (178)	Calvin Lane, DB	San Diego Chargers
2009	6th (174)	Tom Brandstater, QB	Denver Broncos		14th (397)	Calvin Young, TE	Oakland Raiders
	6th (184)	Bear Pascoe, TE	San Francisco 49ers	1975	--	none	--
2008	5th (145)	Jason Shirley, DT	Cincinnati Bengals	1974	--	none	--
2007	3rd (72)	Marcus McCauley, CB	Minnesota Vikings	1973	6th (137)	Dwayne Crump, DB	St. Louis Cardinals
	3rd (78)	Paul Williams, WR	Tennessee Titans		7th (179)	Gary Weaver, LB	Oakland Raiders
	4th (111)	Dwayne Wright, RB	Buffalo Bills	1972	--	none	--
	7th (214)	Chris Denman, OT	Tampa Bay Buccaneers	1971	--	none	--
2006	2nd (58)	Richard Marshall, CB	Carolina Panthers	1970	6th (145)	Ervin Hunt, DB	Green Bay Packers
	6th (184)	Adam Jennings, WR	Atlanta Falcons	1969	16th (407)	John Stahl, G	Detroit Lions
	6th (185)	Tyrone Culver, FS	Green Bay Packers	1968	4th (89)	Mike Freeman, DB	Minnesota Vikings
2005	1ST (32)	LOGAN MANKINS, OG	NEW ENGLAND PATRIOTS		4th (95)	Len McNeil, OG	Pittsburgh Steelers
	4th (133)	James Sanders, SS	New England Patriots	1967	10th (246)	Bill Wilsey, LB	Pittsburgh Steelers
2004	3rd (78)	Bernard Berrian, WR	Chicago Bears		14th (356)	Walt Richardson, DT	Los Angeles Rams
2003	3rd (83)	Sam Williams, LB	Oakland Raiders	1966	--	none	--
2002	1ST (1)	DAVID CARR, QB	HOUSTON TEXANS	1965	12th (156)	Dave Plump, DB	San Francisco 49ers
	4th (121)	Alan Harper, DT	New York Jets	1964	12th (155)	Jim Long, B	San Francisco 49ers
	7th (221)	Maurice Rodriquez, LB	Kansas City Chiefs	1963	6th (84)	Jan Barrett, E	Green Bay Packers
	7th (249)	Rodney Wright, WR	Buffalo Bills		9th (118)	Monte Day, T	Chicago Bears
2001	4th (104)	Orlando Huff, LB	Seattle Seahawks		13th (174)	Paul Wicker, T	Dallas Cowboys
2000	--	none	--		19th (266)	Herman Hamp, B	Green Bay Packers
1999	3rd (65)	Cory Hall, S	Cincinnati Bengals		23rd (177)	Jon Anabo, QB	Oakland Raiders
1998	3rd (66)	Chris Conrad, OT	Pittsburgh Steelers	1962	10th (138)	J.R. Williams, C	New York Giants
	4th (95)	Michael Pittman, RB	Arizona Cardinals		11th (188)	Sonny Bishop, G	San Diego Chargers
1997	7th (222)	Chris Bayne, S	Atlanta Falcons	1961	7th (52)	Dale Messer, HB	San Francisco 49ers
	7th (224)	Omar Stoutmire, CB	Dallas Cowboys	1960	12th (134)	Doug Brown, DT	Los Angeles Rams
1996	3rd (91)	Reggie Brown, FB	Seattle Seahawks	1959	--	none	--
	4th (114)	Charlie Jones, WR	San Diego Chargers	1958	11th (122)	Dean Philpott, FB	Chicago Cardinals
	4th (132)	Jahine Arnold, WR	Pittsburgh Steelers	1957	10th (120)	Bill Murphy, E	Chicago Bears
1995	5th (139)	David Dunn, WR	Cincinnati Bengals		24th (280)	Darryl Rogers, B	Los Angeles Rams
1994	1ST (6)	TRENT DILFER, QB	TAMPA BAY BUCCANEERS		27th (324)	Nick Brown, G	Chicago Bears
	3rd (68)	Tyodus Winans, WR	Washington Redskins	1956	--	none	--
	3rd (101)	Malcolm Floyd, WR	Houston Oilers	1955	--	none	--
	5th (151)	James Burton, CB	Kansas City Chiefs	1954	22nd (254)	Ledio Fanucchi, T	Chicago Cardinals
	6th (185)	Anthony Daigle, TB	Kansas City Chiefs	1953	23rd (276)	Larry Willoughby, B	Los Angeles Rams
1993	4th (89)	Lorenzo Neal, FB	New Orleans Saints	1952	--	none	--
1992	2nd (33)	Marquez Pope, FS	San Diego Chargers	1951	--	none	--
	5th (135)	Tony Brown, CB	Houston Oilers	1950	23rd (295)	Bill Montgomery, B	Chicago Cardinals
	11th (296)	Mark Barsotti, QB	Miami Dolphins	1949	--	none	--
1991	3rd (60)	Aaron Craver, RB	Miami Dolphins	1948	--	none	--
1990	1ST (16)	J.D. WILLIAMS, CB	BUFFALO BILLS	1947	7th (57)	Louie Futrell, B	Boston Yanks
	2nd (33)	Ron Cox, LB	Chicago Bears		22nd (197)	Gene Lamoure, G	Boston Yanks
	8th (220)	Dwight Pickens, FL	San Francisco 49ers	1946	--	none	--
	9th (224)	Terry Cook, DE	Tampa Bay Buccaneers	1945	--	none	--
	11th (304)	Myron Jones, FB	Los Angeles Raiders	1944	6th (50)	Jackie Fellows, B	Washington Redskins
1989	7th (190)	Tracy Rogers, LB	Houston Oilers		15th (145)	Jim Molich, E	Detroit Lions
1988	5th (119)	Mike Withycombe, OT	New York Jets		22nd (224)	Roy Renfro, G	New York Giants
	11th (291)	Keith McCoy, CB	Phoenix Cardinals	1943	--	none	--
	11th (298)	Jethro Franklin, DE	Houston Oilers	1942	--	none	--
1987	3rd (84)	Stephen Baker, SE	New York Giants	1941	15th (139)	Jack Mulkey, E	Chicago Bears
	6th (163)	Gene Taylor, FL	New England Patriots				
	7th (180)	Kevin Sweeney, QB	Dallas Cowboys				
	8th (213)	Michael Stewart, SS	Los Angeles Rams				
	8th (217)	David Grayson, LB	San Francisco 49ers				
1986	--	none	--				

ALL-TIME NFL LIST

Adams, Davante; WR.....Green Bay Packers, 2014-17
 Ajirofutu, Seyi; WR.....Philadelphia Eagles, 2015
San Diego Chargers, 2010, 2012-14
Carolina Panthers, 2011
 Anabo, Jon; QB.....Cleveland Browns, 1963
 Arellanes, Jim; QB.....Seattle Seahawks, 1997
Los Angeles Rams, 1993
Cleveland Browns, 1994
 Arnold, Jahine; WR.....Pittsburgh Steelers, 1996-98
Green Bay Packers, 1999
 Baker, Stephen; SE.....New York Giants, 1987-93
Los Angeles Rams, 1993
Cleveland Browns, 1994
 Banks, Devon; CB.....Chicago Bears, 2002
 Banks, Cornell; DB.....Baltimore, Ravens 2011
 Barrett, Jan; E.....Green Bay Packers, 1963
Oakland Raiders (AFL), 1963-64
 Barsotti, Mark; QB.....Miami Dolphins, 1992
 Bartlewski, Rich; TE.....Los Angeles Raiders, 1990
Atlanta Falcons, 1991
Dallas Cowboys, 1992
 Bayne, Chris; DB.....Atlanta Falcons, 1997-98
 Belli, Barry; K.....Minnesota Vikings, 1988
New England Patriots, 1989
San Diego Chargers, 1990
 Berrian, Bernard; WR.....Chicago Bears, 2004-07
Minnesota Vikings, 2008-11
 Bishop, Sonny; G.....San Diego Chargers (AFL), 1962
Dallas Cowboys, 1963
Houston Oilers, 1964-69
 Boreham, Gary; WR.....San Diego Chargers, 1971
 Brandstater, Tom; QB.....Denver Broncos, 2009-10
Miami Dolphins, 2010-11
Dallas Cowboys, 2011
St. Louis Rams, 2011
 Braxton, Emery; CB.....Cincinnati Bengals, 1992

Brooks, Bobby; LB.....Oakland Raiders, 1999-01
Jacksonville Jaguars, 2002
 Brown, Doug; T.....Los Angeles Rams, 1962
Oakland Raiders (AFL), 1964
 Brown, Reggie; FB.....Seattle Seahawks, 1996-01
 Brown, Tony; CB.....Houston Oilers, 1992-94
Seattle Seahawks, 1994-96
 Burley, Nick; DE.....Tennessee Titans, 2003-04
St. Louis Rams, 2004
 Buckert, Jay; E.....Cleveland Browns, 1962
 Burgess, Bob; C.....Detroit Lions, 1942
 Burnett, Victor; DE.....St. Louis Cardinals, 1986
San Francisco 49ers, 1987-88
 Burse, Isaiah; WR.....Denver Broncos, 2014-15
San Diego Chargers, 2016
 Burton, James; CB.....Kansas City Chiefs, 1994
Chicago Bears, 1994-97
 Carr, David; QB.....Houston Texans, 2002-06
Carolina Panthers, 2007
New York Giants, 2008-09; 11-12
San Francisco 49ers, 2010
 Carr, Derek; QB.....Oakland Raiders, 2014-17
 Carr, Gary; WR.....Los Angeles Rams, 1982
 Carter, Beau; QB.....Los Angeles Rams, 1964
 Carter, Chris; LB.....Pittsburgh Steelers, 2011-13
Cincinnati Bengals, 2014-15
Baltimore Ravens/Indianapolis Colts, 2016
Washington Redskins, 2017
 Carter, Ed; OT.....San Diego Chargers, 1983
 Clutts, Tyler; DE.....Cleveland Browns, 2011
Chicago Bears, 2011
Houston Texans, 2012-13
Dallas Cowboys, 2013-15
 Colburn, Ryan; QB.....New Orleans Saints, 2011
 Collins, Ron; OT.....San Francisco 49ers, 1994
Jacksonville Jaguars, 1995

Fellows, Jackie; QB.....New York Giants, 1946
 Fernandez, Joe; WR.....Seattle Seahawks, 2007
 Fletcher, Lafayette; TB.....Kansas City Chiefs, 1984
 Floyd, Malcolm; WR.....Houston Oilers, 1994-97
 Fontenot, Therrian; CB.....Green Bay Packer, 2006
Cleveland Browns, 2007
 Foust, Mike; OT.....Cincinnati Bengals, 1990
San Francisco 49ers, 1992
 Fox, Vernon; SS.....San Diego Chargers, 2002-03
Detroit Lions, 2004-06
Washington Redskins, 2006-07
Denver Broncos, 2008-09
 Freeman, Mike; DB.....Minnesota Vikings, 1968
 Franklin, Derrick; DB.....Atlanta Falcons, 1984
 Franklin, Jethro; DE.....Houston Oilers, 1988
Seattle Seahawks, 1989-90
Atlanta Falcons, 1969
 Frazier, Curtis; CB.....Cincinnati Bengals, 1968
 Gaines, Paris; RB.....Denver Broncos, 2002
 Gardenhire, Allen; WR.....Philadelphia Eagles, 1989
 Garner, Bob; RB.....Los Angeles Chargers, 1960
Oakland Raiders, 1961-63
 Garzoni, Mike; HB.....New York Giants, 1942
 Gatrell, Rob; OG.....New England Patriots, 2000-02
 Gilson, Ray; DL.....Dallas Cowboys, 1976
 Glazebrook, Bob; DB.....Oakland Raiders, 1977-78
Atlanta Falcons, 1979-83
 Glover, Clyde; DT.....San Francisco 49ers, 1987-89
Buffalo Bills, 1990
 Grayson, David; LB.....San Francisco 49ers, 1987
Cleveland Browns, 1987-91
San Diego Chargers, 1992-94
 Green Isaiah; DB.....Buffalo Bills, 2012
Pittsburgh Steelers, 2012-13
 Greenwood, Sylvester; DE.....Los Angeles Rams, 1967
 Griffin, Courtney; DB.....Los Angeles Rams, 1992-94
 Hall, Cory; DB.....Cincinnati Bengals, 1999-02
Atlanta Falcons, 2003-04
 Hall, Kenny; OT.....Denver Broncos, 1994-95
 Hamler, Jamel; WR.....Denver Broncos, 2011
 Handley, Dick; C.....Baltimore Colts, 1947
 Hannemann, Cliff; LB.....Los Angeles Rams, 1987
Cleveland Browns, 1987
 Hardwick, Jesse; OT.....San Diego Chargers, 1993
 Harper, Alan; DT.....New York Jets, 2002-04
 Harper, Josh; WR.....Oakland Raiders, 2015
 Harrell, Logan; DT.....San Diego Chargers, 2012-13
 Harris, Bryce, OT.....New Orleans Saints, 2012-14
Jacksonville Jaguars/Miami Dolphins, 2016
New Orleans Saints/Detroit Lions/San Francisco 49ers, 2017
 Harris, Carl Ray; DB.....Dallas Cowboys, 1971
 Harris, Lee; WR.....Cincinnati Bengals, 1994
Kansas City Chiefs, 1994
 Harris, Moses, SS.....St. Louis Rams, 2010
 Hayes, Gary; CB.....Green Bay Packers, 1984-86
 Henderson, Wyatt; WR.....Los Angeles Rams, 1980
San Diego Chargers, 1981
Indianapolis Colts, 1985
 Hernandez, Gary; P.....Dallas Cowboys, 1977
 Hooks, Delmo; LB.....Oakland Raiders, 1981
 Houston, Steve; OG.....Detroit Lions, 1982
 Huff, Orlando; LB.....Seattle Seahawks, 2001-04
Arizona Cardinals, 2005-07
 Hunt, Erv; RB.....Green Bay Packers, 1970
 Jackson, Andrew; G.....Atlanta Falcons, 2011
 Jacobs, Ben; LB.....Cleveland Browns 2011
Carolina Panthers, 2013-17
 James, Jason; OL.....Miami Dolphins, 1995
 Jefferson, A.J.; CB.....Arizona Cardinals, 2010-11
Minnesota Vikings, 2012
 Jenkins, Damon; CB.....New York Jets, 2008
 Jennings, Adam; WR.....Atlanta Falcons, 2006-08
Detroit Lions, 2008-10
 Jensen, Marcel; TE.....Jacksonville Jaguars, 2014
Washington Redskins, 2015
Philadelphia Eagles, 2016
 Jones, Charlie; WR.....San Diego Chargers, 1996-99
 Jones, Dean; QB.....Oakland Raiders, 1978
 Jones, Myron; FB.....Los Angeles Raiders, 1990
 Jones, Tommy; CB.....Dallas Cowboys, 1994
 Karraker, Rusty; P.....San Francisco 49ers, 1984
 Kelley, Jack; HB.....New York Giants, 1946
 Kimbrough, Jaime; RB.....San Francisco 49ers, 1999

Most Draft Picks - By Position

Position	# of Picks	Last Drafted (Round)	Team
Offensive Line	16	2015-Cody Wichmann (6th)	Rams
Wide Receiver	16	2014-Davante Adams (2nd)	Packers
Running Back	14	2010-Ryan Mathews (1st)	Chargers
Defensive Line	12	2015-Tyler Davison (5th)	Saints
Cornerback	10	2007-Marcus McCauley (3rd)	Vikings
Quarterback	8	2014-Derek Carr (2nd)	Raiders
Linebacker	8	2003-Sam Williams (3rd)	Raiders
Defensive Back	8	1984-Derrick Franklin (10th)	Falcons
Safety	8	2015-Derron Smith (6th)	Bengals
Fullback	4	1996-Reggie Brown (3rd)	Seahawks
Tight End	3	2009-Bear Pascoe (6th)	49ers

Most Draft Picks - By Team

Team	# of Picks	Last	Round (Pick)
St. Louis Rams	8	2015- Cody Wichmann	6th (215)
Oakland Raiders	7	2014-Derek Carr	2nd (36)
San Francisco 49ers	7	2009-Bear Pascoe	6th (184)
Pittsburgh Steelers	6	2011-Chris Carter	5th (162)
Chicago Bears	6	2004-Bernard Berrian	3rd (78)
Arizona Cardinals	6	1998-Michael Pittman	4th (95)
Green Bay Packers	5	2014-Davante Adams	2nd (53)
San Diego Chargers	5	2010-Ryan Mathews	1st (12)
Tennessee Titans	5	2007-Paul Williams	3rd (78)
Cincinnati Bengals	4	2015-Derron Smith	6th (197)
Kansas City Chiefs	4	2012-Devon Wylie	4th (107)
Atlanta Falcons	4	2011-Andrew Jackson	7th (210)
Tampa Bay Buccaneers	4	2007-Chris Denman	7th (214)
New York Giants	4	1987-Stephen Baker	3rd (84)
Washington Redskins	3	2013-Phillip Thomas	4th (119)
Buffalo Bills	3	2007-Dwayne Wright	4th (111)
New England Patriots	3	2005-Logan Mankins	1st (32)
Dallas Cowboys	3	1997-Omar Stoutmire	7th (224)
New Orleans Saints	2	2015-Tyler Davison	5th (154)
Minnesota Vikings	2	2007-Marcus McCauley	3rd (72)
New York Jets	2	2002-Alan Harper	4th (121)
Seattle Seahawks	2	2001-Orlando Huff	4th (104)
Miami Dolphins	2	1992-Mark Barsotti	11th (296)
Detroit Lions	2	1969-John Stahl	16th (407)
Denver Broncos	1	2009-Tom Brandstater	6th (174)
Carolina Panthers	1	2006-Richard Marshall	2nd (58)
Houston Texans	1	2002-David Carr	1st (1)
Philadelphia Eagles	1	1982-Tony Woodruff	9th (224)
Indianapolis Colts	1	1962-Bill Knocke	17th (233)

Conrad, Chris; OT.....Pittsburgh Steelers, 1998-99
 Cook, Terry; DE.....Tampa Bay Buccaneers, 1990
 Cordle, Steve; DB.....Seattle Seahawks, 1982
 Costello, Rocky; K.....Denver Broncos, 1984
San Diego Chargers, 1985
Washington Redskins, 1986
 Cotten, Glen; WR.....Los Angeles Rams, 1976
 Cox, Ron; LB.....Chicago Bears, 1990-95, 98
 Craver, Aaron; RB.....Miami Dolphins, 1991-94
Denver Broncos, 1995-96
San Diego Chargers, 1997-98
New Orleans Saints, 1999-01
 Cross, Ron; FS.....Detroit Lions, 1985
 Crump, Dwayne; RB.....St. Louis Cardinals, 1973-76
 Culver, Tyrone; S.....Green Bay Packers, 2006
Miami Dolphins, 2008-12
 Daigle, Anthony; TB.....Kansas City Chiefs, 1994
Pittsburgh Steelers, 1994-95
Cincinnati Bengals, 1996
 Darrow, Scott; K.....Los Angeles Raiders, 1983
 Davison, Tyler; DL.....New Orleans Saints, 2015-17
 Day, Keith; WR.....St. Louis Cardinals, 1982
 Day, Monte; T.....Chicago Bears, 1964
 Denman, Chris; OT.....Tampa Bay Buccaneers, 2007-08
Buffalo Bills, 2009
 Dilfer, Trent; QB.....Tampa Bay Buccaneers, 1994-99
Baltimore Ravens, 2000
Seattle Seahawks, 2001-05
San Francisco 49ers, 2006-07
 Dittenbir, Eddie; FB New York Yankees (APFL), 1937
 Dunn, David; WR.....Cincinnati Bengals, 1995-97
Pittsburgh Steelers, 1998
Cleveland Browns, 1999
Oakland Raiders, 2000-01
 Dunn, Desia.....Arizona Cardinals, 2011
 Edwards, Demetrius; DL, Dallas Cowboys, 1995
 Ellard, Henry; WR.....Los Angeles Rams, 1983-93
Washington Redskins, 1994-1998
 Erdman, Jack; DB.....Chicago Bears, 1970
 Fanucchi, Ledio; T.....Chicago Cardinals, 1954
 Figueroa, Fred; FB.....New Orleans Saints, 1968

ALL-TIME NFL LIST

Knocke, Bill; HB	Green Bay Packers, 1964	Tampa Bay Buccaneers, 1998	Arizona Cardinals, 2008-10	
Knox, Kyle	Seattle Seahawks, 2012	Tennessee Titans, 1999-00	Rodriquez, Maurice; LB	Kansas City Chiefs, 2002
	New Orleans Saints, 2013-14	Cincinnati Bengals, 2001-02		St. Louis Rams, 2003
	Dallas Cowboys, 2015	San Diego Chargers, 2003-07	Rogers, Darryl; E	Los Angeles Rams, 1955
Kobdush, Josh	San Francisco 49ers, 1999	Baltimore Ravens, 2008	Rogers, Tracy; LB	Houston Oilers, 1989
Lane, Calvin; DB	San Diego Chargers, 1976	Seattle Seahawks, 1985		Kansas City Chiefs, 1990-97
Leonard, Louis; DT	St. Louis Rams, 2007	Green Bay Packers, 1986-88, 1992-93	Sams, Tierre; CB	Cincinnati Bengals, 2002
	Cleveland Browns, 2007-09	Kansas City Chiefs, 1990	Sanders, James; SS	New England Patriots, 2005-10
	Carolina Panthers, 2009-10	San Francisco 49ers, 1992-94		Atlanta Falcons, 2011
	Denver Broncos, 2011	Philadelphia Eagles, 1982		Arizona Cardinals, 2011
Long, Jim; FB	San Francisco 49ers, 1964	Nicolopolus, Craig; LB	Scambray, Scott; TE	Seattle Seahawks, 1981
Lovely, Ken; RB	Dallas Cowboys, 1981	Novacek, Bump; TE	Schey, Joe; OT	New England Patriots, 2003
Malone, Robert; P	Jacksonville Jaguars, 2010-11		Sherman, Ray; DB	Green Bay Packers, 1973
	New York Jets, 2012-13	O'Leary, John; LB	Shugart, Craig; TE	New England Patriots, 1985
Mancini, Mike; P	San Francisco 49ers, 1986	Okpalaugo, Tristan, DE	Shelley, Stephen; SE	San Diego Chargers, 1990
	Pittsburgh Steelers, 1987	Pacheco, Chris; NG	Shirley, Jason; OG	Cincinnati Bengals, 2008
	Detroit Lions, 1987	Paige, Stephone; WR		Carolina Panthers, 2011
Masini, Mickey; RB	San Francisco 49ers, 1947-48	Minnesota Vikings, 1993		Washington Redskins 2012
	Los Angeles Rams, 1948	Papac, Nick; QB		Los Angeles Raiders, 1988
Mankins, Logan; OG	New England Patriots, 2005-13		Smith, Brock; WR	Tampa Bay Buccaneers, 2008-10
	Tampa Bay Buccaneers, 2014-15	Pascoe, Bear; TE	Smith, Clifton; RB	Cincinnati Bengals, 2015-16
Marshall, Richard; CB	Carolina Panthers, 2006-10		Smith, Derron; S	Cincinnati Bengals/Cleveland Browns, 2017
	Arizona Cardinals, 2011		Smith, Roger; WR	Washington Redskins, 1964-67
	Miami Dolphins, 2012	Petersen, George; LB		Philadelphia Eagles, 1968
Mathews, Ryan; RB	San Diego Chargers, 2013-14	Petrucchi, Vince; K	Spach, Stephen; TE	Philadelphia Eagles, 2005-06
	San Diego Chargers, 2010-14	Phillips, Herbie; FB		Minnesota Vikings, 2006
	Philadelphia Eagles, 2015-16	Pickens, Dwight; FL		New England Patriots, 2007-08
Mathis, Wendell; RB	Minnesota Vikings, 2006			Arizona Cardinals, 2008-11
Mattox, Jack; T	Denver Broncos, 1961-62	Pittman, Michael; RB	Spencer, Kevin; WR	Philadelphia Eagles, 1977
McCauley, Marcus; CB	Minnesota Vikings, 2007-09		Stahl, John; T	Detroit Lions, 1969
	New Orleans Saints, 2009	Tampa Bay Buccaneers, 2002-08	Stevens, John; C	New England Patriots, 1985
	Washington Redskins, 2010	Denver Broncos, 2009		San Francisco 49ers, 1986
McCoy, Keith; CB	Phoenix Cardinals (291st pick), 1988	Denver Broncos, 2009	Stewart, Jason; DT	Indianapolis Colts, 2003
McIntyre, Garrett; LB	New York Jets, 2011-14	Chicago Cardinals, 1958	Stewart, Michael; SS	Los Angeles Rams, 1987-93
McKnight, Matt; FS	Houston Oilers, 1983	San Francisco 49ers, 1965		Miami Dolphins, 1994-97
McNeil, Len; OG	Pittsburgh Steelers, 1964	San Diego Chargers (AFL), 1966	Stoutmire, Omar; CB	Dallas Cowboys, 1997-98
Means, Kelvin, WR	New England Patriots, 1992	San Diego Chargers, 1992-93		New York Jets, 1999
Messer, Dale; HB	San Francisco 49ers, 1961-65	Los Angeles Rams, 1994		New York Giants, 2000-04
Michael, Rodney; OL	Indianapolis Colts, 2003	San Francisco 49ers, 1995-98		Washington Redskins, 2005
Miller, Lonyae, RB	Dallas Cowboys, 2010-11	Cleveland Browns, 1999		New Orleans Saints, 2006-09
	Baltimore Ravens, 2012	Oakland Raiders, 2000-01		Washington Redskins, 2010
Mince, Mike; DB	New York Giants, 1979	Los Angeles Rams, 1960	Sweeney, Kevin; QB	Dallas Cowboys, 1987-88
Mitchell, Dennis; DB	Dallas Cowboys, 1985	Rachal, Latorio; WR		San Francisco 49ers, 1989
Moffitt, Mike; TE	Green Bay Packers, 1986-87	Ramsey, Greg; DE	Taylor, Gene; FL	New England Patriots, 1987
	Indianapolis Colts, 1988			Tampa Bay Buccaneers, 1987-88
Molich, Jim; E	Detroit Lions, 1946	Riley, Curtis, CB		San Francisco 49ers, 1989
Moore, Marlon; WR	Miami Dolphins, 2010-12	Riley, Marcus; LB		Los Angeles Rams, 1990
	San Francisco 49ers, 2013	Rippentrop, Bob; LB		Kansas City Chiefs, 1992
	Cleveland Browns, 2014		Thomas, Lavale; FB	Kansas City Chiefs, 1986
Mosley, Anthony; FB	Chicago Bears, 1987-88	Rivers, Ron; RB		Green Bay Packers, 1987-88
	Los Angeles Raiders, 1989-90		Thomas, Phillip, S	Washington Redskins, 2013-14
Moulton, Denny; WR	Kansas City Chiefs, 1968	Detroit Lions, 1994-98		Buffalo Bills, 2015-16
Muhammed, Steve; CB	Indianapolis Colts, 1999-01	Atlanta Falcons, 2000	Thompson, Marty; TE	Detroit Lions, 1993-94
Neal, Lorenzo; FB	New Orleans Saints, 1993-96	Roberson, Brian; WR		New Orleans Saints, 1995
	New York Jets, 1997-98	Roberts, Jeff; P	Torosian, Ted; FB	Buffalo Bills, 1982
		Robinson, Bryan; DT		



Logan Mankins, an 11-year NFL veteran and seven-time Pro Bowl selection, has played in two Super Bowls with the New England Patriots.



Ryan Mathews, a 2010 first-round draft pick of the San Diego Chargers, was invited to the Pro Bowl in his second year in the NFL (2012).



Lorenzo Neal, played 16 seasons in the NFL as a fullback with seven teams and was selected to four Pro Bowls. Neal blocked for a 1,000+ yard running back in eleven-straight seasons from 1997 to 2007.

ALL-TIME NFL LIST

Volek, Billy; QB Tennessee Titans, 2000-05
 San Diego Chargers, 2006-11
 Walker, Mike; DE New England Patriots, 1988
 Ward, Derrick; RB New York Giants, 2004-08
 Tampa Bay Buccaneers, 2009-10
 Washington, Anthony; CB Pittsburgh Steelers, 1981-82
 Washington Redskins, 1983-85
 Tampa Bay Buccaneers, 1985-86
 Washington, Charles, CB Detroit Lions, 2016-17
 Washington, Tim; CB San Francisco 49ers, 1982
 Kansas City Chiefs, 1983
 Indianapolis Colts, 1985
 Weaver, Gary; LB Oakland Raiders, 1973-74
 Green Bay Packers, 1975
 Wendell, Ryan; C New England Patriots, 2008-15
 Carolina Panthers, 2016
 Wender, Jack; RB Tampa Bay Buccaneers, 1977
 Wentworth, Austin; OL Minnesota Vikings, 2014
 West, Chastin; WR Green Bay Packers, 2010-11
 Jacksonville Jaguars, 2011
 White, Del; LB Denver Broncos, 1977-78
 Wichmann, Cody; OL St. Louis Rams, 2015-16
 Tennessee Titans, 2017
 Wicker, Paul; OG Dallas Cowboys, 1963
 Wiggins, Kenny; OT San Francisco 49ers, 2011-12
 San Diego Chargers, 2014-17
 Wilburn, Fred; CB Phoenix Cardinals, 1988
 Seattle Seahawks, 1989
 Wilkerson, Jay; LB Los Angeles Rams, 1988
 Williams, James; TB Seattle Seahawks, 1987
 Los Angeles Raiders, 1988
 Williams, J.D.; CB Buffalo Bills, 1990-93
 Williams, J.R.; C New York Giants, 1963
 Williams, Paul; WR Tennessee Titans, 2007-10
 Houston Texans, 2011
 Williams, Payton; CB Indianapolis Colts, 2000
 Pittsburgh Steelers, 2001-02
 Williams, Sam; LB Oakland Raiders, 2003-10
 Williamson, Greg; CB Los Angeles Rams, 1987
 New England Patriots, 1988
 Willis, Larry; SE Denver Broncos, 1985-86
 Wilsey, Bill; G Pittsburgh Steelers, 1967
 Withycombe, Mike; OT New York Jets, 1988-90
 San Diego Chargers, 1990-92
 Cincinnati Bengals, 1992-93
 Cleveland Browns, 1994
 San Diego Chargers, 1997
 Winans, Tydus; WR Washington Redskins, 1994-96
 Kansas City Chiefs, 1997
 Woodruff, Tony; WR Philadelphia Eagles, 1982-85
 San Francisco 49ers, 1986
 New Orleans Saints, 1987
 Worrell, Cameron; FS Chicago Bears, 2003-06
 Miami Dolphins, 2007-08
 Chicago Bears, 2009


Wright, Dwayne, RB Buffalo Bills, 2008
 New York Giants, 2009
 Philadelphia Eagles, 2010
 Wright, Rodney; WR Buffalo Bills, 2002-03
 Kansas City Chiefs, 2009
 San Francisco 49ers, 2010
 Wylie, Devon; WR Kansas City Chiefs, 2012
 Tennessee Titans, 2013
 San Francisco 49ers, 2013
 St. Louis Rams, 2014
 Yancy, Billy; DB Los Angeles Rams, 1978
 Young, Calvin; TE Oakland Raiders, 1976
 Young, Roger; DB San Diego Chargers, 1968




Derek Carr was selected in the second round of the 2014 NFL Draft by the Oakland Raiders. In his four seasons, Carr has been a Pro Bowl selection three times.




Davante Adams was selected in the second round of the NFL Draft by the Green Bay Packers. Adams leads the league in touchdowns since 2016 with 22.



Billy Volek played 12 seasons in the NFL with the Tennessee Titans and San Diego Chargers.



Ryan Wendell signed as an undrafted free agent with the New England Patriots in 2008 and started every game at center in 2012, playing in the most snaps of any player in the NFL that season (1,379 in regular season).




Sam Williams played linebacker for the Oakland Raiders for eight seasons from 2003-10.

BULLDOGS IN THE SUPER BOWL


<u>Super Bowl</u>	<u>Player</u>	<u>Team</u>
50 (2016)	Ben Jacobs, OB	Carolina Panthers
XLIV (2015)	Ryan Wendell, RG	New England Patriots
XLVII (2013)	Lonyae Miller, RB*	Baltimore Ravens
	Kenny Wiggins, OL*	San Francisco 49ers
XLVI (2012)	David Carr, QB	New York Giants
	Bear Pascoe, TE	New York Giants
	Logan Mankins, G	New England Patriots
	Ryan Wendell, C	New England Patriots
XLV (2011)	Chastin West, WR*	Green Bay Packers
XLIII (2009)	Bryan Robinson, DT	Arizona Cardinals
	Stephen Spach, TE	Arizona Cardinals
XLII (2008)	Derrick Ward, RB	New York Giants
	Logan Mankins, G	New England Patriots
	James Sanders, DB	New England Patriots
	Stephen Spach, TE	New England Patriots
XLI (2007)	Bernard Berrian, WR	Chicago Bears
	Cameron Worrell, DB	Chicago Bears
XXXVII (2003)	Michael Pittman, RB	Tampa Bay Buccaneers
XXXV (2001)	Trent Dilfer, QB	Baltimore Ravens
	Omar Stoutmire	New York Giants
XXXIV (2000)	Lorenzo Neal, FB	Tennessee Titans
XXXIII (1999)	Chris Bayne, DB	Atlanta Falcons
XXXI (1997)	Ron Cox, LB	Green Bay Packers
XXVIII (1994)	J.D. Williams, DB	Buffalo Bills
XXVII (1993)	J.D. Williams, DB	Buffalo Bills
XXVI (1992)	J.D. Williams, DB	Buffalo Bills
XXV (1991)	Stephen Baker, WR	New York Giants
	J.D. Williams, DB	Buffalo Bills
XVIII (1984)	Anthony Washington, DB	Washington Redskins

* denotes was on practice squad


BOLD denotes Super Bowl Winner



Stephen Baker "The Touchdown Maker" caught a 14-yard touchdown pass from Jeff Hostetler late in the second quarter in the New York Giants Super Bowl XXV victory.



Derrick Ward, a freshman All-American for the Bulldogs in 1999, was on the New York Giants Super Bowl XLII Championship squad.



Bear Pascoe (left) and David Carr (right) show off their Super Bowl XLVI rings after helping the New York Giants to the title.



Trent Dilfer was the starting quarterback for the Baltimore Ravens in Super Bowl XXXV.



Michael Pittman rushed 29 times for 124 yards, helping lead Tampa Bay to the Super Bowl XXXVII title (photo courtesy of the Tampa Bay Buccaneers).

NATIONAL TELEVISION APPEARANCES (SINCE 1992)

1992

Nov. 21 ABC Fresno St. 45, San Diego St. 41
Dec. 29 Raycom Fresno St. 24, USC 7

1993

Oct. 23 ABC Fresno St. 48, BYU 45

1993

Oct. 23 ABC Fresno St. 48, BYU 45
Dec. 25 ABC Colorado 41, Fresno St. 30

1997

Oct. 2 ESPN Fresno St. 27, Utah 13

1998

Nov. 7 ABC San Diego St. 10, Fresno St. 0

1999

Oct. 14 FSN SMU 24, Fresno St. 14
Nov. 13 FSR Hawai'i 31, Fresno St. 24
Dec. 18 ESPN2 Utah 17, Fresno St. 16

2000

Sept. 9 FSR UCLA 24, Fresno St. 21
Sept. 23 FSN Fresno St. 17, California 3
Oct. 5 FSN Fresno St. 27, Rice 24
Nov. 11 FSN TCU 24, Fresno St. 7
Dec. 31 FSN Air Force 37, Fresno St. 34

2001

Aug. 26 ESPN2 Fresno St. 24, Colorado 22
Sept. 2 ESPN2 Fresno St. 44, Oregon St. 24
Sept. 8 ESPN Fresno St. 32, Wisconsin 20
Sept. 22 FSR Fresno St. 37, Tulsa 18
Oct. 13 ESPN2 Fresno St. 25, Colorado St. 22 (OT)
Oct. 19 ESPN Boise St. 35, Fresno St. 30
Oct. 26 ESPN Hawai'i 38, Fresno St. 34
Dec. 31 FSN Michigan St. 44, Fresno St. 35

2002

Aug. 23 ESPN Wisconsin 23, Fresno St. 21
Aug. 29 ESPN2 Fresno St. 16, San Diego St. 14
Sept. 7 FSR Oregon 28, Fresno St. 24
Sept. 21 FSR Oregon St. 59, Fresno St. 19
Oct. 4 ESPN Fresno St. 32, Colorado St. 30
Oct. 12 FSR Fresno St. 30, SMU 7
Oct. 18 ESPN Boise St. 67, Fresno St. 21
Oct. 25 ESPN2 Hawai'i 31, Fresno St. 21
Dec. 5 ESPN2 Fresno St. 45, Louisiana Tech 13
Dec. 31 ESPN2 Fresno St. 30, Georgia Tech 21

2003

Aug. 30 ESPN2 Tennessee 24, Fresno St. 6
Sept. 5 ESPN Fresno St. 16, Oregon St. 14
Sept. 20 SW Fresno St. 16, Louisiana Tech 6
Nov. 8 SW Fresno St. 27, Nevada 10
Nov. 21 ESPN2 Boise St. 31, Fresno St. 17
Dec. 30 ESPN2 Fresno St. 17, UCLA 9

2004

Sept. 5 FSN Fresno St. 35, Washington 16
Sept. 11 FSN Fresno St. 45, Kansas St. 21
Oct. 23 ESPN2 Boise St. 33, Fresno St. 16
Nov. 12 ESPN Fresno St. 70, Hawai'i 14
Nov. 20 SW Fresno St. 54, Nevada 17
Nov. 27 SW Fresno St. 62, San Jose St. 28
Dec. 27 ESPN Fresno St. 37, Virginia 34 (OT)

2005

Sept. 10 ESPN2 Fresno St. 55, Weber St. 17
Sept. 17 TBS Oregon 37, Fresno St. 34
Sept. 27 ESPN2 Fresno St. 44, Toledo 14
Oct. 8 ESPN2 Fresno St. 37, New Mexico St. 7
Oct. 29 ABC Fresno St. 27, Hawai'i 13
Nov. 5 SW Fresno St. 45, San Jose St. 7
Nov. 10 ESPN Fresno St. 27, Boise St. 7
Nov. 19 FSN USC 50, Fresno St. 42
Nov. 26 ESPN Nevada 38, Fresno St. 35
Dec. 2 ESPN2 Louisiana Tech 40, Fresno St. 28
Dec. 31 ESPN Tulsa 31, Fresno St. 24

2006

Sept. 1 ESPN Fresno St. 28, Nevada 19
Sept. 9 ESPN2 Oregon 31, Fresno St. 24
Sept. 16 FSN Washington 21, Fresno St. 20
Oct. 21 ESPN2 LSU 38, Fresno St. 6
Nov. 1 ESPN2 Boise St. 45, Fresno St. 21
Nov. 24 ESPN2 Fresno St. 34, Louisiana Tech 27

2007

Sept. 8 FSN Texas A&M 47, Fresno St. 45 (3OT)
Oct. 13 ALT Fresno St. 37, Idaho 24
Oct. 26 ESPN Boise St. 34, Fresno St. 21
Nov. 10 ESPN2 Hawai'i 37, Fresno St. 30
Nov. 24 ESPN2 Fresno St. 45, Kansas St. 29
Nov. 30 ESPN2 Fresno St. 30, New Mexico St. 23
Dec. 31 ESPN2 Fresno St. 40, Georgia Tech 28

2008

Sept. 1 ESPN Fresno St. 24, Rutgers 7
Sept. 13 ESPN2 Wisconsin 13, Fresno St. 10
Sept. 20 ESPN2 Fresno St. 55, Toledo 54 (2OT)
Sept. 27 ABC Fresno St. 36, UCLA 31
Nov. 7 ESPN2 Nevada 41, Fresno St. 28
Nov. 15 ALT Fresno St. 24, New Mexico St. 17
Nov. 21 ESPN2 Fresno St. 24, San Jose St. 10
Nov. 28 ESPN2 Boise St. 61, Fresno St. 10
Dec. 20 ESPN Colorado St. 40, Fresno St. 35

2009

Sept. 12 ESPN Wisconsin 34, Fresno St. 31 (2OT)
Sept. 18 ESPN Boise St. 51, Fresno St. 34
Sept. 26 ERT Cincinnati 28, Fresno St. 20
Oct. 24 ESPN2 Fresno St. 34, New Mexico St. 3
Nov. 7 ESPN2 Fresno St. 31, Idaho 21
Dec. 5 Big Ten Fresno St. 53, Illinois 52
Dec. 19 ESPN Wyoming 35, Fresno St. 28 (2OT)

2010

Sept. 4 ESPN2 Fresno St. 28, Cincinnati 14
Sept. 18 WSN Fresno St. 41, Utah State 24
Oct. 16 ESPN2 Fresno St. 33, New Mexico St. 10
Oct. 23 WSN Fresno St. 33, San Jose St. 18
Nov. 6 WSN Fresno St. 40, Louisiana Tech 34
Nov. 13 ESPN Nevada 35, Fresno St. 34
Nov. 19 ESPN2 Boise St. 51, Fresno St. 0
Nov. 27 WSN Fresno St. 23, Idaho 20
Dec. 3 ESPN2 Fresno St. 25, Illinois 23
Dec. 18 ESPN Northern Illinois 40, Fresno St. 17

2011

Sept. 3 CSN California 36, Fresno State 21
Sept. 10 Big Ten Nebraska 42, Fresno State 29
Sept. 24 WSN Fresno State 48, Idaho 24
Oct. 1 ESPN2 Ole Miss 38, Fresno State 28
Oct. 7 ESPN Boise State 57, Fresno State 7
Oct. 22 WSN Nevada 45, Fresno State 38
Nov. 5 ESPN2 Louisiana Tech 41, Fresno State 21
Nov. 12 WSN New Mexico State 48, Fresno State 45
Nov. 19 WSN Fresno State 24, Hawai'i 21
Dec. 3 CBS Sports San Diego State 35, Fresno State 28

2012

Sept. 8 Pac-12 Oregon 42, Fresno St. 25
Sept. 15 CBS Sports Fresno St. 69, Colorado 14
Sept. 22 CBS Sports Tulsa 27, Fresno St. 26
Sept. 29 CSN-BA Fresno St. 52, San Diego St. 40
Oct. 6 CSN-BA Fresno St. 28, Colorado St. 7
Oct. 13 NBC Sports Boise St. 20, Fresno St. 10
Oct. 20 CSN-CA Fresno St. 42, Wyoming 14
Oct. 27 CSN-CA Fresno St. 49, New Mexico 32
Nov. 3 CSN + Fresno St. 45, Hawai'i 10
Nov. 10 NBC Sports Fresno St. 52, Nevada 36
Nov. 24 NBC Sports Fresno St. 48, Air Force 15
Dec. 24 ESPN SMU 43, Fresno St. 10

2013

Aug. 29 ESPN2 Fresno State, 52, Rutgers 51 (OT)
Sept. 20 ESPN Fresno State 41, Boise State 40
Oct. 26 ESPN2 Fresno State 35, San Diego State 28 (OT)
Nov. 2 ESPN2 Fresno State 41, Nevada 23
Nov. 9 ESPN2 Fresno State 48, Wyoming 10
Nov. 23 ESPNNews Fresno State 69, New Mexico 28
Nov. 29 CBS Sports San Jose State 62, Fresno State 52
Dec. 7 CBS Fresno State 24, Utah State 17
Dec. 21 ABC USC 45, Fresno State 20

2014

Aug. 30 FOX USC 52, Fresno State 13
Sept. 6 Pac-12 Utah 59, Fresno State 27
Sept. 13 CBS Sports Nebraska 55, Fresno State 19
Sept. 26 ESPN2 Fresno State 35, New Mexico 24
Oct. 3 CBS Sports Fresno State 24, San Diego State 13
Oct. 10 CBS Sports UNLV 30, Fresno State 27 (OT)
Oct. 17 ESPN Boise State 37, Fresno State 27
Nov. 1 ESPN2 Wyoming 45, Fresno State 17
Nov. 8 CBS Sports Fresno State 38, San Jose State 24
Nov. 22 ESPN2 Fresno State 40, Nevada 20
Dec. 6 CBS Boise State 28, Fresno State 14
Dec. 24 ESPN Rice 30, Fresno State 6

2015

Sept. 12 ESPN2 Ole Miss 73, Fresno State 21
Sept. 19 CBS Sports Utah 45, Fresno State 24
Sept. 26 CBS Sports San Jose State 49, Fresno State 23
Oct. 3 CBS Sports San Diego State 21, Fresno State 7
Oct. 10 CBS Sports Utah State 56, Fresno State 14
Oct. 16 ESPN2 Fresno State 31, UNLV 28
Nov. 5 ESPN2 Nevada 30, Fresno State 16
Nov. 28 CBS Sports Colorado State 34, Fresno State 31

2016

Sept. 3 BIG10 Net. Nebraska 43, Fresno State 10
Oct. 1 CBS Sports UNLV 45, Fresno State 20
Oct. 14 CBS Sports San Diego State 17, Fresno State 3
Oct. 22 CBS Sports Utah State 38, Fresno State 20
Oct. 28 ESPN2 Air Force 31, Fresno State 21
Nov. 26 CBS Sports San Jose State 16, Fresno State 14

2017

Sept. 9 ESPN2 Alabama 41, Fresno State 10
Sept. 16 Pac-12 Net. Washington 48, Fresno State 16
Oct. 21 CBS Sports Fresno State 27, San Diego State 3
Nov. 4 ESPN2 Fresno State 20, BYU 13
Nov. 25 CBS Sports Fresno State 28, Boise State 17
Dec. 2 ESPN Boise State 17, Fresno State 14
Dec. 24 ESPN Fresno State 33, Houston 27

FRESNO STATE BOWL GAMES

LITTLE ALL AMERICAN PINEAPPLE BOWL BOWL

FRESNO STATE 27

ARKANSAS STATE 26

Dec. 25, 1937 • Los Angeles, Calif.

Scoring By Quarters

Fresno State	0	7	7	13	-	27
Arkansas State	0	7	7	12	-	26

Scoring Summary

FS Toby Heeb, 6 yard pass from Ken Gleason (Ray Sturgill kick)
 ASU Rabbit Burnett, 16 yard run (C. Turtner kick)
 ASU Peewee Montgomery, 4 yard run (Turner kick)
 FS Granny Holbrook, 10 yard pass from Gleason (Sturgill Kick)
 FS Heeb, 15 yard run (kick failed)
 ASU Turner, 18 yard pass from Burnett (kick failed)
 FS Holbrook, 7 yard run (Sturgill kick)
 ASU Montgomery, 85 yard kickoff return (kick blocked)
Attendance: 5,000

LOS ANGELES – In a benefit charity bowl aiding the Under Privileged Children's Milk Fund of Los Angeles, the Bulldogs spent Christmas day battling through a game filled with deadlocked scores, intricate passing and a strong running game.

Before 5,000 roaring fans in Gilmore Stadium, Los Angeles, the Fresno State College Bulldogs clinched a last second 27-26 victory over the Arkansas State College Teachers (ASU Bears) from Conway Arkansas.

Fresno State jumped out with an early 7-0 lead in the first period starting from the 47-yard line and scoring with an acrobatic catch by Toby Heeb from quarterback Ken Gleason. ASU answered, ending the first half 7-7.

The final half of the game started with a quick seven for ASU as Montgomery crossed into the endzone standing up after a nearly 35-yard drive.

Down by seven, the Bulldogs took the ball at the 17-yard line beginning an offensive attack that resulted in a seven point boost with a touchdown from Granville Holbrook and an extra point from Ray Sturgill.

Tied at 14-14 the fourth quarter opened with a 35-yard punt return placing the ball on Fresno's 41. The offense did not stop there as the Bulldogs ran the ball 59 yards to score. The extra point went wide putting Fresno State up 20-14.

The Bears yet again retaliated tying the game 20-20 with a 65-yard drive and an endzone trip by Turner. The extra point edged ASU once again on par with the Bulldogs.

Fresno State found their way on top scoring their fourth touchdown by Holbrook on a 33-yard run and successfully placing the extra point.

Arkansas State would not give up as the game minutes were diminishing. Returning the kickoff, Bears' Montgomery faked a pass to teammate Burnett and ran an 85-yard touchdown. Threatening to tie the game, the Bulldogs' Frank McClurg blocked the kick securing a one-point Fresno State lead that would determine the Bulldogs' first-ever bowl game victory.

Team Stats	FS	ASU
Fumbles	8	1
Passes A-C	11-7	21-7
First Downs	19	9

Individual Stats - Unavailable

FRESNO STATE 3

HAWAII 0

Jan. 1, 1941 • Honolulu, Hawaii

Scoring By Quarters

Fresno State	0	0	0	3	-	3
Hawaii	0	0	0	0	-	0

Scoring Summary

FS Dale Mickelwait, 18 yard FG

Attendance: 22,000

HONOLULU – The Bulldogs traveled to Honolulu to play before 22,000 wind-blown and rowdy spectators in the Pineapple Bowl. Matching up against the Hawai'i Rainbows, the Bulldogs found the needed three-point difference early in the fourth quarter to seal the Fresno State victory.

The 'Dogs produced the three-point game spread off a Dale Mickelwait 18-yard field goal held by Lloyd Leest. The Pineapple Bowl game-winner marked the second time Micklewait booted the Bulldogs to victory this season. He secured the extra point conversion against Nevada to push the Bulldogs to a 7-6 triumph.

The 3-0 score is a misleading summary of the game considering both teams had several empty scoring attempts and the Bulldogs and Rainbows gained at least 200 yards apiece. Both teams found themselves with penalty problems - Hawai'i lost 40 yards and the Bulldogs dropped 55, but fumble action was fairly clean as Hawai'i created the game's one and only loose ball. Hawai'i held the Bulldogs twice within their five-yard line before Fresno State broke the three-quarter scoreless streak.

Team Stats	FS	UH
First Downs	12	15
Rushing Yds.	208	197
Passing Yds.	17	66
Punts/Avg.	8/36	6/34
Fumbles	0	1
Yards Penalized	55	40

Individual Stats - Unavailable

RAISIN BOWL

DRAKE 13

FRESNO STATE 12

Jan. 1, 1946 • Fresno, Calif.

Scoring By Quarters

Drake	6	0	0	7	-	13
Fresno State	0	6	0	6	-	12

Scoring Summary

DU Wallace Rooker, 1 yard run (kick failed)
 FS Jack Kelley, 19 yard run (kick blocked)
 FS Mel Gustafson, 1 yard run (kick failed)
 DU Charles McDowell, 24 yard pass from Jack Coupe (Jim Baer kick)
Attendance: 10,000

FRESNO, Calif. – Ratcliff Stadium and the Fresno State Bulldogs played host to 10,000 fans and the Drake Bulldogs for the first-ever Raisin Bowl.

Fresno State led for most of the game entering the fourth quarter with a 12-6 spread over Drake. With only 6:30 remaining in the game the Bulldogs opted not to utilize their successful running game, but instead went to their passing game on the second down. To quarterback Mel Gustafson's dismay, the pass did not find Bulldog hands but was interrupted by Drake guard Ralph Gruben who advanced the ball to the FS 24-yard line.

The following play proved fatal for Fresno State as Drake's halfback Jake Coupe connected a pass to Charles McDowell who ran the ball in from the 1-yard line. Jim Baer converted for the final point needed to defeat the Bulldogs 13-12.

Fresno State found six of their total points in the first half, but not until after the Drake 'Dogs sent their first seven to the scoreboard.

Down by six, the Bulldogs opened the second quarter with an impressive offensive drive. Jack Kelley produced a 19-yard running touchdown play on a double-reverse crossing into the endzone standing. With a failed field goal attempt the score stood at 6-6 heading into the half.

Opening the final period, FS scored when Louis Papac received a shallow Drake punt on the Drake 44. Papac pulled defenders to his right then reversed his motion to hustle the ball all the way to the Drake 1-yard line where Hobza knocked him out of bounds. Gustafson was credited with the TD bulldozing into the endzone to score. Taylor's kick soared wide, but the 'Dogs were on top again leading 12-7.

With less than seven minutes remaining, the game appeared to be wrapped up, but the Bulldogs could not foresee the fatal intercepted pass that would put the game away for good.

Team Stats	FS	Drake
First Downs	9	9
Rushing Yds.	163	155
Punts/Avg.	13/32.4	8/28.6
Fumbles	1	6

Individual Stats - Unavailable

1937

LITTLE ALL-AMERICAN BOWL



1941

PINEAPPLE BOWL



1946

RAISIN BOWL

FRESNO STATE BOWL GAMES

MERCY BOWL 1

FRESNO STATE 36

BOWLING GREEN 6

Nov. 23, 1961 • Los Angeles, Calif.

Score by Quarters	1	2	3	4	Score
Fresno State	3	7	20	6	36
Bowling Green	0	6	0	0	6

Scoring Summary

FS	Nick Masich, 29 yard FG
BG	Ray Bell, 2 yard run (kick failed)
FS	Jan Barrett, 45 yard pass from Beau Carter ((Masich kick)
FS	Bruce Seifert, 1 yard run (Masich kick)
FS	Barrett, 23 yard pass from Carter (kick failed)
FS	Carter, 4 yard run (Masich kick)
FS	Carter, 8 yard run (pass failed)

Attendance: 33,146

LOS ANGELES – In remembrance of the 17 Cal Poly football players killed in a plane crash following a Bowling Green vs. Cal Poly game a year earlier, Fresno State and Bowling Green matched up for the Mercy Bowl Classic to raise money for the surviving widows and children and to dedicate a memorial in their honor. Before a then record breaking crowd of 33,145, the Bulldogs and Falcons raised \$200,000 as they played what would become known as one of the greatest victories in Bulldog head coach Cecil Coleman's career.

Six point underdogs entering the game, the Bulldogs surprised everyone but themselves in a trouncing 36-6 victory over Bowling Green ending the Bulldogs' unblemished season with a 10-0 record.

With a passing attack that would not, or could not be stopped, the Bulldogs trailed only once in the game defeating what was known as the fourth ranked team in the nation in total defense with their relentless air-strike.

The Bulldogs scored the next five touchdowns, breaking numerous school records and grabbing six interceptions to soundly win the game.

Bulldog Bruce Seifert scored a TD on a 1-yard run to start the third period. Masich gained a Bulldog point on the conversion.

Ahead 17-6, the Bulldogs passed over the grounded Falcons, a 23-yard strike from Carter to Barrett in the endzone. Although the extra point failed, the 'Dogs moved further out of reach.

On a 4-yard run Carter scored the final TD of the 20-point third quarter. Masich's extra point pushed the Bulldog spread to 30-6.

Carter found himself on a final 8-yard scoring run for the 'Dogs in the fourth, his second TD for the game. With the failed extra point attempt the Bulldogs retired the game 36-6.

Fresno State Lineups

Offense — LE Jay Buckert, LT Monte Day, LG Bill Laughlin, C Don Brockett, RG Jack Bohan, RE Jan Faris, QB Jon Anabo, LH Herman Hamp, RH Bill Kendrick, RB Bruce Seifert.

TEAM STATS	FS	BG
First Downs	17	23
Rushing Yds.	133	108
Passing A-C-I	22-11-3	43-22-1
Punts/Avg.	4/34	4/32
Penalties-Yds.	4-20	7-75
Fumbles	5	1

INDIVIDUAL STATS

Rushing		
Bowling Green	Att.	Yds.
Heoner	13	42
Bell	7	28
Potts	3	1
Lisbon	2	10
Hartshorn	3	9
R. Reynolds	2	2
Jonior	3	22
Tunnoll	1	-5
Ruggero	1	2

Fresno State	Att.	Yds.
Carter	7	32
Kendrick	5	16
Morris	3	10
Masich	2	6
Hamp	4	11
Selfert	5	12
Sanderson	1	-5
Allen	2	5
Ward	1	3
Anabo	1	10
Knocke	1	0

Passing			
Bowling Green	A-C-I	TD	Yds.
Potts	17-9-2	0	155
Heoner	3-1-1	0	21
Fearnside	2-1-0	0	32

Fresno State	A-C-I	TD	Yds.
Anabo	13-8-0	0	120
Carter	28-14-1	2	248
Stockton	2-0-0	0	0

Receiving		
Bowling Green	Yds.	TD
L. Smith	69	0
R. Reynolds	50	0
Lisbon	34	0
Weaver	38	0
Hepner	17	0

Fresno State	Yds.	TD
Barrett	161	2
Houser	71	0
Buckert	45	0
Hamp	45	0
Farls	12	0
Morris	2	0
Folgerstrom	13	0
Allen	17	0



1961
MERCY BOWL 1

FRESNO STATE BOWL GAMES

CAMELLIA BOWL

HUMBOLDT STATE 29

FRESNO STATE 14

Dec. 14, 1968 • Sacramento, Calif.

Score by Quarters	1	2	3	4	Score
Humboldt State	0	16	7	6	29
Fresno State	7	0	7	0	14

Scoring Summary

FS Walt Jensen, 1 yard run (Ken Casida kick)
 HSU Mike Cremer, 1 yard run (Dave Banducci kick)
 HSU Banducci, 27 yard FG
 HSU Banducci, 45 yard FG
 HSU Banducci, 37 yard FG
 FS Jensen, 1 yard run (Casida kick)
 HSU Don Del Grande, 30 yard pass from Jim Costello (Banducci kick)
 HSU Dennis Sousa, 4 yard pass from Banducci (kick failed)

Attendance: 8,168

SACRAMENTO, Calif. – The eighth annual Camellia Bowl, played in a muddy Hughes Stadium in Sacramento, Calif., produced a Fresno State defeat as the Bulldogs fell to the Humboldt State Lumberjacks 29-14.

Blocking three Lumberjack kicks would generally predict a Fresno State win, but the Bulldogs' 12 turnovers, seven intercepted passes and five fumbles made up the difference. The California Collegiate Athletic Association champion Bulldogs' effort was stunted even more with out-of-service phone communication between the press box coaching staff and field staff.

Despite the confusion, the Bulldogs opened the scoring by Tony Welch blocking a Lumberjack punt. Welch recovered the ball and ran it to the Humboldt State 5 where Walt Jensen drove it in to score and Ken Casida nailed the extra point.

With a seven point deficit the Lumberjacks, 10-1 and Far Western Conference champions, capitalized on the Bulldogs' offensive glitches and phone service problems coming from behind to take a 16-7 lead heading into the half.

The second half was more of the first as the Bulldogs came out strong. Jack Olson intercepted a likely TD pass from Lumberjack Dennis Sommer and ran the length of the field to set the 'Dogs up on the Humboldt State 1-yard line. Jensen scored and Casida converted cutting the spread to Humboldt State 16, Fresno State 14.

The Lumberjacks avenged the Bulldog seven with a Costello pass to Don Del Grande who found the endzone. Casida converted for the 23-14 lead.

Humboldt was not finished yet however finding Sousa crossing into Fresno State territory on a 4-yard pass from Banducci. The extra point sailed wide cementing the final score Humboldt State 29, Fresno State 14.

Fresno State Lineups

Offense — TE Dave Harris, T John Stahl, LG Hank Corda, C Daryl Waroniecki, RG Brad Fishel, T Bob Inderbleten, SE Steve Sommer, FL Fred Vickers, QB Ron Hudson, HB Walt Jensen, FB Mike Flores.

Defense — DE Gene Suglian, DT Tony Welch, NG John Focke, DT Ron Remington, DE Dave Auxier, LB Tom McCall, LB Pat Callahan, CB Lloyd Madden, CB Ted Cowles, S Sam Germany, S Ervin Hunt.

MERCY BOWL 2

CAL STATE FULLERTON 17

FRESNO STATE 14

Dec. 11, 1971 • Anaheim, Calif.

Score by Quarters	1	2	3	4	Score
CS Fullerton	7	3	0	7	17
Fresno State	0	0	7	7	14

Scoring Summary

CSF Don Cotalic, 22 yard block punt recovery (Craig Hiatt kick)
 CSF Hiatt, 25 yard FG
 FS Ben Childers, 12 yard pass from John Behrens (Stoetzl kick)
 FS Gene Austin, 54 yard pass from Behrens (Stoetzl kick)
 CSF Tyrone Perry, 5 yard pass from Mike Ernst (Hiatt kick)

Attendance: 16,854

ANAHEIM, Calif. – Playing for the 14 surviving children of three Fullerton State assistant coaches and a pilot who died in an airplane crash only a month earlier, the Fullerton State Titans came from behind to take the 17-14 Mercy Bowl II victory over the Fresno State Bulldogs.

In the second bowl in Fresno State history played for plane crash victims (1961 Mercy Bowl), the 'Dogs were never able to find a rhythm that would disassemble the Fullerton State offense.

The Titans led for the greater part of the match heading into the second half with a 10-0 lead over the Bulldogs. With 3:21 remaining in the first period Titan Don Cotalic blocked a Bulldog punt scoring on a 22-yard run. Bare-foot kicker Craig Hiatt earned the extra point for the Titans finding the early 7-0 lead. Before the half ended Fullerton State capitalized on more Bulldog trouble as a wild pass from Bulldog center Harry Mestjian caused a desperation kick from Atomic Torosian netting only five yards. Bulldog penalties moved Fullerton State to the nine-yard line where the shoeless Titan nailed a 25-yard field goal for the 10-0 lead.

The Bulldogs found their strength after halftime driving 66 yards in just six plays and scoring off a 12-yard strike from John Behrens to Ben Childers. Childers caught the pigskin at the three-yard line and barreled his way into the endzone with two Fullerton State defenders hanging on his shirttail. Luis Stoetzl secured the extra point cutting the Titan lead to only three.

Fresno State fed off the Bulldog momentum finding seven more points to send to the scoreboard from a Fullerton fumble recovery and a 54-yard rocket from Behrens to flanker Gene Austin. Stoetzl nailed the extra point giving the Bulldogs their first 14-10 lead of the game.

The Titans retaliated however finding their last seven on an 88-yard drive, 11-play, 5-yard pass TD with only 3:32 left to play

Fresno State Lineups

Offense — SE Daren Gee, T Pat Pickford, G Steve Verry, C Lee Munson, G Pat Plummer, T Dave Vietty, TE Ben Childers, QB John Inglehart, HB Herbie Phillips, FB Atomic Torosian, FL Mike Harris.

Defense — DE Jack Fisher, DT Dennis Keran, NG Theodore Lambert, DT Elmer Cummings, DE Bob Serowick, LB Bill Crawford, LB Gary Weaver, CB Dwayne Crump, CB Ben Davis, SS Phil Borjas, FS Ray Sherman.



1968

CAMELLIA BOWL



1971

MERCY BOWL 2

FRESNO STATE BOWL GAMES

CALIFORNIA RAISIN BOWL 2

FRESNO STATE 29

BOWLING GREEN 28

Dec. 18, 1982 • Fresno, Calif.

Score by Quarters	1	2	3	4	Score
Fresno State	0	0	7	22	29
Bowling Green	0	14	14	0	28

Scoring Summary

BG	Chip Otten, 4 yard run (Gehad Youssef kick)
BG	John Meek, 1 yard pass from Brian McClure (Youssef kick)
BG	Shawn Potts, 5 yard pass from McClure (Youssef kick)
FS	Stephone Paige, 1 yard 1 pass from Jeff Tedford (Scott Darrow kick)
BG	Potts, 6 yard advance of fumble after Greg Taylor 29 yard pass from McClure (Youssef kick)
FS	Paige, 4 yard run (Darrow kick)
FS	Paige, 27 yard pass from Tedford (Terry Carter pass from Darrow)
FS	Vince Wesson, 2 yard pass from Tedford (Darrow kick)

Attendance: 30,000

FRESNO, Calif. – Fresno State kept its tradition of last minute wins intact trailing by three TDs with 15:42 to play and bouncing back with a 22-point fourth quarter to capture the 29-28 victory with just 11 seconds remaining.

Bulldog flanker Vince Wesson caught a 2-yard pass from Jeff Tedford in the endzone to tie the game 28-28. The Bulldogs pushed ahead 29-28 when kicker Scott Darrow sent fans into a victory frenzy booting the extra point through the uprights.

The dramatic ending was the result of a slow Bulldogs start as the 'Dogs went scoreless until the third quarter. The Falcons however had no trouble jumping into the lead finding the endzone twice before the first half ended.

Trialing by 21, the Bulldogs awoke to the roar of Fresno State fans and proceeded to find their mark on the scoreboard. With an 11-yard pass to Stephone Paige from Jeff Tedford and the extra point from Scott Barrow, the 'Dogs cut the Falcon lead to 14.

The Falcons did not let the 'Dogs back in the game without a fight scoring another goal off a fumble recovery by Potts before the third period expired. The quarter is not the only thing that expired however, so had the Falcon scoring summary.

The remaining 15-minutes contained a Bulldog scoring spree beginning with an 80-yard series resulting in a four-yard run by Paige into the endzone. With the score now Bowling Green 28, Fresno State 14, the 'Dogs set out to find two more TDs.

Setting up on the Falcon 27-yard line, Tedford connected with Paige up the middle who evaded defenders and scored. Playing the odds, the 'Dogs completed a two-point conversion off a pass from Tedford to Terry Carter.

Trailing now by six, with game time steadily dropping from 3:16, the 'Dogs went into what would come to be a 44-yard series of seven plays, a Bowling Green facemask penalty and a Fresno State win with only 11 seconds remaining.

Paige set a school record with 246 yards receiving and tied another with 15 receptions. Tedford tied a school record with 373 yards in passing and set a single game record with 31 completions.

Fresno State Lineups

Offense — SE Stephone Paige, LT Kevin Molle, LG Jerry Lockwood, C John Blacksill, RG Tom Neville, RT Ed Carter, TE Bill Griever, QB Jeff Tedford, TB Terry Carter, FB Dave Adams, FL Vince Wesson.

Defense — LB Kapa Kaaekuahiwi, T Clyde Glover, NG Morris Brown, E Kevin Jones, MLB Kevin Johnson, WLB Bobby Stevenson, ROV Ron Yrigollen, CB Kent Paine, SS Don Turner, FS Matt McKnight, CB Derrick Franklin.



TEAM STATS

	FS	BG
First Downs	27	17
Rushes-Yds.	24-80	44-126
Passing-Yds.	373	246
Return-Yds	59	32
Passes	31-50-4	22-32-1
Punts	2-39	7-40
Fumbles-Lost	4-3	2-0
Penalties-Yds.	4-35	8-68
Time of Possession	24:20	35:40

INDIVIDUAL STATS

	Rushing	
Fresno State	Att.	Yds.
Thomas	5	48
Carter	6	41

Bowling Green	Att.	Yds.
Otten	31	136
Wagner	5	18

Fresno State	Passing	
Tedford	A-C-I	Yds.
	31-50-4	373

Bowling Green	A-C-I	Yds.
McClure	22-32-1	246

Fresno State	Receiving	
Paige	Yds.	TD
Griever	15	246
Wesson	4	43
	3	21

Bowling Green	Yds.	TD
Otten	11	76
Meek	4	55
Taylor	3	74



FRESNO STATE BOWL GAMES

CALIFORNIA RAISIN BOWL 5

FRESNO STATE 51

BOWLING GREEN 7


Dec. 14, 1985 • Fresno, Calif.

Score by Quarters	1	2	3	4	Score
Bowling Green	0	0	0	7	7
Fresno State	7	16	14	14	51

Scoring Summary

FS	James Williams, 10 yard run (Barry Belli kick)
FS	Anthony Mosley, 1 yard run (Belli kick)
FS	Gene Taylor, 33 yard pass from Kevin Sweeney (Belli kick)
FS	Safety, BG's Brian McClure tackled in end zone
FS	Taylor, 53 yard pass from Sweeney (Belli kick)
FS	Kelly Skipper, 29 yard run (Belli kick)
BG	Jeff Davis, 18 yard run (Paul Silvi kick)
FS	Stephen Baker, 40 yard pass from Sweeney (Belli kick)
FS	Skipper, 13 yard run (Belli kick)

Attendance: 32,554



FRESNO, Calif. – With a reputation as the highest scoring team in the nation, Fresno State dismantled Bowling Green, the Mid American Conference champion, 51-7 in a rematch of the 1982 Cal Bowl II. The 'Dogs finished the season as the nation's only unbeaten Division I team in standing-room only Bulldog Stadium.

Quarterback Kevin Sweeney helped Fresno State's cause throwing for three touchdowns and the Bulldog running game churned out 225 yards, not to mention the Bulldog defense recovering five fumbles and intercepting three passes. The Falcons, stunned by the Bulldog strength, stood by watching their undefeated season and 14-game winning streak, the longest in the nation, come to an end.

The Bulldogs ended the first quarter with only seven of their to-be 51 points off a touchdown from James Williams on a 10-yard run down the center. Barry Belli nailed the extra point

The Bulldogs 14-point second period boosted a 21-0 lead over the then-nationally ranked Falcons with an Anthony Mosley 1-yard run resulting from a Bulldog fumble recovery on the Bowling Green 12-yard line. Then, with 6:59 left in the half Sweeney connected a 33-yard strike to Gene Taylor in the endzone. Belli secured both extra points.

The second half was simply more of the first with the Bulldogs scoring 23 points before time dissolved. Five minutes into the third quarter, Sweeney found Taylor alone on the sideline who scored on a 53-yard touchdown pass. Then, after an official timeout due to crowd noise, the Bulldogs marched 73 yards up the field scoring from a Kelly Skipper 29-yard run. Once again Belli completed the extra point pushing the score to 37-0 entering in the final period of play.

Sweeney connected a 40-yard pass with double-teamed Stephan Baker standing in the endzone. Then with 5:57 left in the game and the Bulldogs setting up on the 13-yard line, Skipper ran the ball through a wide gap down the center to seal the Fresno State California Bowl V victory. The 51-7 scoring margin ranks in Bulldog records as the highest bowl game spread and scoring game in Fresno State history.

Fresno State Lineups

Offense — SE Stephen Baker, LT David Lerma, LG Mike Chuhlantseff, C Mike Savage, RG Terry Laffitte, RT Greg Lovering, TE Mark Scambray, QB Kevin Sweeney, FB Anthony Mosley, TB James Williams, FL Gene Taylor.

Defense — LE Greg Ramsey, NG Chris Pacheco, RE Mark Olson, SLB David Grayson, MLB George Petersen, WLB Anthony Nunn, ROV Cliff Hannemann, LC Anthony Dollarhide, RC Roark Kelly, SS Michael Stewart, FS Rod Webster.

TEAM STATS

	FS	BG
First Downs	21	15
Rushes-Yds.	36-89	48-225
Passing-Yds.	259	194
Return-Yds	10	58
Passes	23-48-3	10-21-1
Punts	6-35	7-47
Fumbles-Lost	6-5	2-1
Penalties-Yds.	11-71	12-112
Time of Possession	32:19	27:51

INDIVIDUAL STATS

	Rushing	
Bowling Green	Att.	Yds.
Davis	7	78
Story	9	41
White	8	12
Schmelzle	2	7
McClure	9	-50

Fresno State	Att.	Yds.
Williams	18	94
Skipper	7	77
Mosley	9	59
Thomas	3	11
Sweeney	8	-16

Bowling Green	Passing	
	A-C-I	Yds.
McClure	42-22-3	254
Neiman	6-1-0	5

Fresno State	A-C-I	Yds.
Sweeney	19-9-1	185
Defabio	1-1-0	9

Bowling Green	Receiving	
	Yds.	TD
Schmelzle	7	84
Meehan	7	65
Bayless	3	31
Rankin	1	19

Fresno State	Yds.	TD
Mosley	3	34
Taylor	2	86
Baker	2	49
Williams	2	16



FRESNO STATE BOWL GAMES

CALIFORNIA RAISIN BOWL 8

FRESNO STATE 35
WESTERN MICHIGAN 30

Dec. 10, 1988 • Fresno, Calif.

Score by Quarters	1	2	3	4	Score
Fresno State	7	7	21	0	35
Western Michigan	0	17	7	6	30

Scoring Summary

FS	A. Alexander, 55 yard pass from Barsotti (Loop kick)
FS	Alexander, 38 yard pass from Barsotti (Loop kick)
WMU	R. Oliver, 31 yard pass from Kimbrough (Creek kick)
WMU	Davis, 51 yard run (Creek kick)
WMU	Creek, 29 yard FG
FS	Rosette, 65 yard run (Loop kick)
WMU	Davis, 15 yard pass from Kimbrough (Creek kick)
FS	Rosette, 4 yard run (Loop kick)
FS	Jones, 26 yard run (Loop kick)
WMU	Kimbrough, 6 yard run (pass failed)

Attendance: 31,272

FRESNO, Calif. — Big West Conference champion Fresno State captured its third California Bowl title in seven years, before 31,272 fans in Bulldog Stadium.

The 'Dogs jumped out to an early 7-0 lead over the Broncos of Western Michigan when Mark Barsotti connected a 55-yard pass to Andre Alexander and Steve Loop nailed the extra point attempt.

The touchdown pair struck again in the second period when Barsotti found Alexander covering 38 yards, ball-in-hand, entering the endzone. Loop's extra point hit the target carrying the 'Dogs to a 14-0 lead.

The Broncos, silent through the first quarter, and the first minutes of the second, awoke to stun the Bulldogs with two consecutive touchdowns before the half dissolved. Robert Oliver crossed the line dragging a Bulldog defender off a 31-yard pass from Tony Kimbrough. John Creek gave the Broncos the extra point closing in on the Bulldog lead.

Less than two minutes passed before the Broncos landed in the endzone again. Setting up on the WMU 49-yard line, Rob Davis found a open tunnel through the defense and traveled into the endzone. Creek sent the extra point to the scoreboard tying the game 14-14.

Before time ran out, Bronco's Creek nailed a 29-yard field goal leaving the Bulldogs on their heels trailing 17-14 at the half for the first time at home during the '88 season.

The Bulldogs countered the Bronco lead in the second half with a ferocious running attack. On the Fresno State 35, Darrell Rosette located a hole in WMU defense and motored the ball 65-yards to score. Loop secured the extra point putting the Bulldogs again in the lead 21-20.

WMU responded with a touchdown by Davis only minutes later, but the Bulldogs held the momentum scoring on a 80-yard drive and a 4-yard run by Rosette.

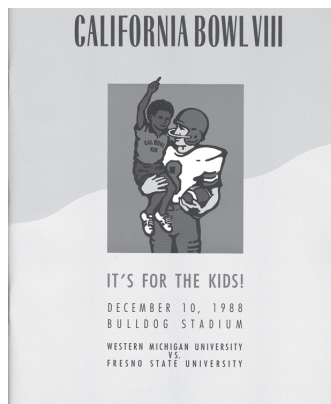
Ahead 28-24, the Bulldogs relentlessly pushed the Broncos tallying seven more points before the third quarter closed. Bulldog Myron Jones, handled the ball on the WMU 26-yard line, faked hitting the middle and veered to the corner to run it in and score.

Fresno State's senior running back Darrell Rosette earned the Cal Bowl Most Valuable Player award after rushing for a career-high 149 yards.

Fresno State Lineups

Offense — SE Dwight Pickens, LT Fil Lujan, LG Paul Vial, C Jim Rademann, RG Jeff Skidmore, RT Jeff Truschel, TE Craig Jones, TB Kelly Skipper, FB Myron Jones, QB Mark Barsotti, FL Andre Alexander.

Defense — SLB Tracy Rogers, LE Nick Ruggeroli, NG Chuck McCutchen, RE Willie Howard, MLB Brian Greer, WLB Blair Holloway, ROV Ron Cox, LC James Williams, SS Tony Harris, FS Craig Bowens, RC Darrel Martin.



TEAM STATS

	FS	WMU
First Downs	17	24
Rushing Atts	46	35
Rushing Yds.	242	187
Passes A-C-I	29-15-3	57-24-0
Passing Yds.	240	366
Total Yds.	440	503
Punts/Yds.	9-325	10-372
Fumbles	1	3
Penalties-Yds.	20-166	8-65

INDIVIDUAL STATS

	Rushing Att.	Yds.
Fresno State		
Skipper	4	6
Vones	6	69
Cooks	4	9
Rosette	23	149
Dickens	1	-3
Barsotti	8	-30

	Att.	Yds.
Western Michigan		
Davis	15	71
Kimbrough	17	65
Agema	3	1

	Passing A-C-I	TD	Yds.
Fresno State			
Barsotti	29-15-3	2	240

	A-C-I	TD	Yds.
Western Michigan			
Kimbrough	57-24-0	2	366

	Receiving Rec.	Yds.	TD
Fresno State			
Pickens	3	24	0
Alexander	3	103	2
Jones	5	76	0
Shelley	1	76	0
Rosette	2	6	0
Williams A.	1	5	0

	Rec.	Yds.	TD
Western Michigan			
Oliver	7	119	1
Boyko A.	5	120	0
Agema	6	120	0
Boyko B.	3	40	0
Davis	2	20	1
Belle	1	14	0



FRESNO STATE BOWL GAMES

CALIFORNIA RAISIN BOWL 9

FRESNO STATE 27

BALL STATE 6

Dec. 9, 1989 • Fresno, Calif.

Score by Quarters	1	2	3	4	Score
Ball State	0	6	0	0	6
Fresno State	0	10	3	14	27

Scoring Summary

FS	Steve Loop, 34 yard field goal
BSU	Barbee, 1 yard run (kick failed)
FS	Stephen Shelley, 91 yard pass from Barsotti (Loop kick)
FS	Ron Cox, 58 yard interception return (Loop kick)
FS	Curt Thornton, 5 yard pass from Buechele (Loop kick)

Attendance: 31,610

FRESNO, Calif. — With the coin flip landing in Ball State favor the Bulldogs kicked off the last Fresno State football game of the decade unaware that the game would result in a 27-6 victory over Ball State, an 11-1 winning season, the second consecutive California Raisin Bowl victory and the Bulldogs' fourth California Raisin Bowl title in eight years ('82, '85, '88, '89).

With 31,610 Fresno State fans packing Bulldog Stadium the 'Dogs led the Ball State Cardinals through a scoreless first period. The second quarter brought 10 more minutes of empty scoreboard windows until the Bulldogs took control of the game kicking a 33-yard field goal by Steve Loop.

The three point Ball State deficit did not hold as Ball State drove 73 yards, following a failed 44-yard Bulldog field goal attempt, to threaten Fresno State from 1-yard line. Cardinal Tom Barbee snuck into the endzone, but the extra point soared wide to the left putting Ball State ahead 6-3.

The Bulldogs retaliated in full force with a completed pass from Mark Barsotti to Stephen Shelley who ran the ball unscathed into the endzone for a 91-yard touchdown. Loop's extra point sent the 'Dogs into halftime with a 10-6 lead.

The third quarter of play continued to boost the Fresno State Red Wave moral. Loop nailed a field goal through the uprights from 27-yards pushing the Bulldog spread to 13-6.

The final minutes of play cemented the Bulldog win as Fresno State pulled away with two more touchdowns, holding the Cardinal to the original six points they found in the second quarter.

Less than a minute into the fourth quarter Ron Cox, a junior All-American, intercepted a BSU desperation pass and ran the ball 58 yards into the endzone. Loop sent another extra point to the scoreboard that now displayed a 20-6 Fresno State lead.

The contest was put to an end with an easy touchdown pass from Eric Buechele to wide-open Curt Thornton standing alone in the endzone. Loop rocketed his third successful extra point of the game tallying the 27-6 Fresno State California Raisin Bowl victory.

Cox received Most Valuable Player of the game.

Fresno State Lineups

Offense — SE Stephen Shelley, LT Fil Lujan, LG Paul Vial, C Dave Ewing, RG Melvin Johnson, RT Mike Foust, TE Rich Bartlewski, QB Mark Barsotti, TB Aaron Craver, FB Myron Jones, FL Dwight Pickens.

Defense — SLB Jeff Thiesen, LE Terry Cook, NG Zack Rix, RE Nick Ruggeroli, MLB Pete Jenkins, WLB Devonne Edwards, ROV Ron Cox, LC Courtney Griffin, SS David Shelton, FS Marquez Pope, RC James Williams.



TEAM STATS

	FS	BSU
First Downs	18	16
Rushing Atts	40	36
Rushing Yds.	134	115
Passes A-C-I	28-17-0	32-15-4
Passing Yds.	309	160
Total Yds.	425	221
Punts/Yds.	6-31.7	7-34
Fumbles	0	0
Penalties-Yds.	9-57	4-30

INDIVIDUAL STATS

	Rushing	
	Att.	Yds.
Fresno State		
Barsotti	2	-3
Cramer	22	65
Cooks	8	31
Jones	5	12
Lewis	2	12
Buechele	1	-1

	Att.	Yds.
Ball State		
Riley	11	-22
Parmalee	21	77
Barbee	2	3
Wilson	1	0
Hammeroley	1	3

	Passing		
	A-C-I	TD	Yds.
Fresno State			
Barsotti	23-14-0	1	246
Buechele	4-3-0	1	63
Craver	1-0-0	0	0

	A-C-I	TD	Yds.
Ball State			
Riley	29-13-3	0	138
Hameroley	3-2-1	0	22

	Receiving		
	Rec.	Yds.	TD
Fresno State			
Jones	7	70	0
Thornton	2	16	1
Pickins	2	66	0
Craver	2	6	0
Shelley	1	91	1
Cooks	1	18	0
Burnett	2	42	0

	Rec.	Yds.	TD
Ball State			
Jones	3	53	0
Wilson	5	46	0
Parmalu	4	18	0
Jackson	2	12	0
Hammond	1	31	0



FRESNO STATE BOWL GAMES

CALIFORNIA RAISIN BOWL 11

BOWLING GREEN 28

FRESNO STATE 21

Dec. 14, 1991 • Fresno, Calif.

Score by Quarters	1	2	3	4	Score
Bowling Green	14	7	0	7	28
Fresno State	7	7	0	7	21

Scoring Summary

BG	Brett Landman, 5 pass from LeRoy Smith (Leaver kick)
BG	Mark Szlachcic, 29 pass from Erik White (Leaver kick)
FS	Mark Barsotti, 3 run (Mahoney kick)
BG	Szlachcic, 9 pass from White (Leaver kick)
FS	Anthony Daigle, 57 run (Mahoney kick)
BG	LeRoy Smith, 1 run (Leaver kick)
FS	Marty Thompson, 5 pass from Mark Barsotti (Mahoney kick)

Attendance: 34,877

FRESNO, Calif. – Bowling Green ended Fresno State's hope for a fourth California Raisin Bowl championship since 1982 on Bowling Green's 3-yard line, holding on for a 28-21 victory over the Bulldogs before a record bowl crowd of 34,877.

The Bulldogs, the Big West Conference champions who ended their season with a 10-2 record, needed to drive 99 yards inside the final three minutes for the game-tying touchdown. Behind senior quarterback Mark Barsotti, who was playing for the first time since breaking his leg on Oct. 19, Fresno State set up on Bowling Green's 3-yard line with 19 seconds to play. The Falcon defense played tight forcing Barsotti into three consecutive incomplete passes preserving the Bowling Green win.

Fresno State never ceased the relentless Bulldog attack entering the game as a two-touchdown favorite. The Falcons bolted out to leads of 14-0, 21-7 and 28-14 behind the passing combinations of quarterback Erik White and receiver Mark Szlachcic.

The Bulldogs cut the spread to 28-21 on a Barsotti TD pass to tight end Marty Thompson, then once again put themselves in position for the final drive on the Bowling Green 3-yard line after cornerback Tony Brown intercepted a White pass at the Fresno state 1-yard line.

The Bulldogs out-gained the Falcons 484-383, but the 'Dogs were constantly set back by costly penalties. Fresno State was flagged 11 times totaling 86 lost yards.

Fresno State Lineups

Offense — SE Kelvin Means, LT Ron Collins, LG Rus Hartmann, C Jason James, RG Melvin Johnson, RT Jesse Hardwick, TE Marty Thompson, QB Mark Barsotti, TB Ron Rivers, FB Lorenzo Neal, FL Malcolm Seabron.

Defense — SLB Jeff Thiesen, LE Judd Foell, NG Zack Rix, RE Earl Oliver, MLB Pete Jenkins, WLB Darren Boyer, ROV Steve Lee, LC Tony Brown, SS Stacey Wilcots, FS Marquez Pope, RC Emery Braxton.



TEAM STATS

	FS	BG
First Downs	24	22
Rushing Atts	42	39
Rushing Yds.	225	138
Passes A-C-I	36-25-1	31-19-1
Passing Yds.	286	268
Total Yds.	484	383
Punts/Yds.	3-32	4-31.5
Fumbles	2	2
Penalties-Yds.	11-86	3-36

INDIVIDUAL STATS

	Rushing	
	Att.	Yds.
Fresno State		
Barsotti	9	21
Rivers	7	5
Neal	14	78
Daigle	8	77
Christian	2	10
Allison	2	7

	Att.	Yds.
Bowling Green		
Jackson	16	59
Smith	13	46
Lindsey	2	4
White	7	1
Lee	1	5

	Passing		
	A-C-I	TD	Yds.
Fresno State			
Barsotti	36-25-1	1	286

	A-C-I	TD	Yds.
Bowling Green			
White	30-18-1	2	263
Smith	1-1-0	1	5

	Receiving		
	Rec.	Yds.	TD
Fresno State			
Rivers	6	84	0
Neal	4	8	0
Winans	3	66	0
Thompson	4	25	1
Ross	3	28	0
Seabron	1	23	0
Means	2	39	0
Daigle	2	13	0

	Rec.	Yds.	TD
Bowling Green			
Redd	2	47	0
Szlachcic	11	189	2
Landman	3	14	1
Jackson	3	18	0



FRESNO STATE BOWL GAMES

FREEDOM BOWL

FRESNO STATE 24

USC 7

Dec. 29, 1992 • Anaheim, Calif.

Score by Quarters	1	2	3	4	Score
No. 23 USC	0	7	0	0	7
Fresno State	0	7	3	14	24

Scoring Summary

USC	Strother 1 yard run (Ford kick)
FS	Neal 1 yard run (Mahoney kick)
FS	Mahoney 43 yard field goal
FS	Daigle 2 yard run (Mahoney kick)
FS	Rivers 5 yard run (Mahoney kick)

Attendance: 58,546

ANAHEIM, Calif. – Fresno State pulled the bowl season's biggest and most talked about upset with a stunning 24-7 win over Southern Cal in the Freedom Bowl IX held in Anaheim Stadium. The Bulldogs dominated the Trojans in every facet of the game, most notably in total offense, where Fresno State enjoyed a 405-183 advantage.

Offense is what took Fresno State to the Freedom Bowl, but defense is what won the game that Bulldogs' head coach Jim Sweeney said was the "biggest game in Bulldog history."

The 'Dogs stole four turnovers from the favored Trojans and allowed only one third-down conversion in nine attempts. USC quarterback Rob Johnson found only seven completions in the Bulldogs' secondary and threw three interceptions. Those defensive numbers, plus a Fresno State offense that ran 84 plays created chaos for the tradition-packed Trojans.

In the second, the always-responsive Bulldogs answered an early Trojan touchdown with an 11-play, 70-yard drive resulting in a 1-yard plunge by game MVP Lorenzo Neal. Four mid-range passes by Trent Dilfer, including a 10-yarder to Tydus Winans on fourth down at the USC 33, energized the drive.

Derek Mahoney added a field goal in the third quarter to give the 'Dogs the lead, but two fourth quarter touchdowns sent the 30,000 Red Wavers in attendance back home with a win. Eight runs for 32 yards helped set up a 22-yard pass from Dilfer to Winans that put Fresno State at the USC two-yard line with just under six minutes to play. From there, Anthony Daigle took the ball across the goal line.

Big runs of 32 yards by Ron Rivers and 17 by Daigle moved the 'Dogs up the field while using most of the remaining time on the clock. It took only five plays for Fresno State to travel 56 yards and get the game-clinching score on a 5-yard dash up the middle by Rivers.

Fresno State Lineups

Offense — SE Lee Harris, LT Ron Collins, LG Josh Coldiron, C Jason James, RG Rus Hartmann, RT Jesse Hardwick, TE Marty Thompson, QB Trent Dilfer, TB Ron Rivers, FB Lorenzo Neal, FL Malcolm Seabron.

Defense — SLB Wendell Valentine, LE Brad Bell, NG Zack Rix, RE Nick Serfas, MLB Chris Peters, WLB Earl Oliver, ROV Gene Smith, LC Brian Porter, SS Sam Watson, FS Johnny Johnson, RC James Burton.

TEAM STATS

	FS	USC
First Downs	24	14
Rushing Atts	56	32
Rushing Yds.	262	112
Passes A-C-I	28-13-0	18-7-3
Passing Yds.	164	95
Total Yds.	405	183
Punts/Yds.	5-40.2	5-43
Fumbles	1	1
Penalties-Yds.	9-61	7-35

INDIVIDUAL STATS

	Rushing		
	Att.	Yds.	
Fresno State			
Daigle	11	54	
Dilfer	7	8	
Rivers	19	104	
Neal	19	75	
USC			
Johnson	5	-12	
Crayton	19	79	
Strother	1	1	
Mooney	2	9	
Bender	2	3	
McFadden	3	8	
	Passing		
	A-C-I	TD	Yds.
Fresno State			
Dilfer	28-13-0	0	164
USC			
Johnson	18-7-3	0	95
	Receiving		
	Rec.	Yds.	TD
Fresno State			
Ross	2	18	0
Winans	3	56	0
Neal	2	21	0
Thompson	2	29	0
Seabron	1	20	0
Rivers	2	13	0
Daigle	1	7	0
USC			
Crayton	2	10	0
Jackson	1	16	0
Hannah	1	8	0
Morton	3	61	0



FRESNO STATE BOWL GAMES

JEEP EAGLE ALOHA BOWL

COLORADO 41

FRESNO STATE 30

Dec. 25, 1993 • Honolulu, Hawai'i

Score by Quarters	1	2	3	4	Score
Fresno State	0	10	14	6	30
Colorado	10	10	14	7	41

Scoring Summary

CU	Salaam 2 yard run (Berger kick)
CU	Berger 44 yard field goal
CU	Hill 7 yard run (Berger kick)
FS	Mahoney 27 field goal
CU	Berger 49 field goal
FS	Seabron 68 yard fumble return (Mahoney kick)
CU	Salaam 40 yard run (Berger kick)
FS	Daigle 1 yard run (kick blocked)
CU	Leomiti 28 yard fumble return (Berger kick)
FS	Winans 8 yard pass from Dilfer (Daigle pass from Dilfer)
CU	Salaam 4 yard run (Berger kick)
FS	Winans 11 yard pass from Dilfer (pass failed)

Attendance: 44,009

HONOLULU – Before 44,009 fans Trent Dilfer passed for a career-best 523 yards and two touchdowns, but it was not enough for the Bulldogs to overcome 17th-ranked Colorado in a 41-30 loss at Aloha Stadium in the 12th annual Jeep Eagle Aloha Bowl on Christmas Day.

The Bulldogs, who finished second nationally in turnover margin, turned the ball over an uncharacteristic five times in the game which led directly to 24 Colorado points. The Buffaloes, Big Eight runner-up, led the entire game, once by as many as 18 points, but were never able to put the Bulldogs away.

Fresno State trailed 20-3 with one second left in the first half, but before time could run out Jamie Christian and Malcolm Seabron combined on an 81-yard kickoff return for a touchdown pulling the Bulldogs within 10 (20-10) heading into the second half.

The remaining 30 minutes were filled with scoring as the Buffaloes connected for 21 more points including a 40-yard run by Buffaloes' Salaam and a 28-yard fumble return by Leomiti. The Bulldogs contributed to the excitement closing in on the Buffaloes with three touchdowns of their own. Daigle found the endzone on a 1-yard carry in the third quarter followed by two Tydas Winans' TDs near the end of the third quarter and again at the conclusion of the fourth.

The Bulldogs, who came into the contest ranked 20th nationally in rushing (221.6 ypg), were held to just three net yards in the bowl contest. The Bulldogs out-gained the Buffaloes in total yards, 526-395.

Fresno State Lineups

Offense — SE Tydas Winans, LT Ron Collins, LG Josh Coldiron, C Jason James, RG Rus Hartmann, RT Kenny Hall, TE David Dunn, QB Trent Dilfer, TB Ron Rivers, FB Sal Mejico, FL Malcolm Seabron.

Defense — LE Chris Rockwell, NG Demetrius Edwards, RE Brad Bell, MLB Chris Peters, WLB Ron Papazian, ROV Gene Smith, LC James Burton, SS Sam Watson, FS Lance Thomas, RC Tommy Jones, CB Omar Stoutmire.



TEAM STATS

	FS	CU
First Downs	34	19
Rushing Atts	25	46
Rushing Yds.	79	295
Passes A-C-I	63-37-1	15-8-0
Passing Yds.	523	124
Total Yds.	526	395
Punts/Yds.	3-31.3	43.3
Fumbles	5	1
Penalties-Yds.	9-88	7-84

INDIVIDUAL STATS

	Rushing	
	Att.	Yds.
Fresno State		
Rivers	14	37
Daigle	5	14
Christian	1	6
Duhn	1	-5
Dilfer	4	-49

	Att.	Yds.
Colorado		
Salaam	23	135
Warren	10	68
Stewart	8	50
Hill	4	13
Joseph	1	5

	Passing		
	A-C-I	TD	Yds.
Fresno State			
Dilfer	63-37-1	2	523

	A-C-I	TD	Yds.
Colorado			
Stewart	15-8-0	0	124

	Receiving		
	Rec.	Yds.	TD
Fresno State			
Dunn	9	149	0
C. Jones	6	84	0
Harris	5	87	0
Daigle	5	69	0
Rivers	5	58	0
Winans	3	33	2
Seabron	2	29	0
Christian	2	14	0

	Rec.	Yds.	TD
Colorado			
Fourja	3	27	0
C. Johnson	3	27	0
Westbrook	1	43	0
Cunningham	1	27	0



FRESNO STATE BOWL GAMES

EA SPORTS LAS VEGAS BOWL

UTAH 17

FRESNO STATE 16

Dec. 18, 1999 • Las Vegas, Nev.

Score by Quarters	1	2	3	4	Score
Fresno State	7	0	3	6	16
Utah	7	0	7	3	17

Scoring Summary

FS	P. Williams 75 yard return of blocked field goal (Hanna kick)
Utah	M. Anderson 34 yard run (Truhe kick)
FS	Hanna 27 yard field goal
Utah	M. Anderson 5 yard run (Truhe kick)
FS	Ward 2 yard run (kick failed)
Utah	Truhe 33 yard field goal

Attendance: 28,277

LAS VEGAS – In their first bowl appearance since the 1993 season, the Bulldogs battled the Utah Utes of the Mountain West Conference in one of the best games of the bowl season, highlighted by the running of Mike Anderson, who ran for a game-record 254 yards and two touchdowns. Cletus Truhe kicked a 33-yard field goal with five minutes left as Utah beat Fresno State 17-16.

Fresno State went ahead 16-14 on the first play of the fourth quarter, but Colby Knight blocked Jeff Hanna's extra point attempt, setting the stage for Truhe's game winner. The game-winning kick was vindication for Truhe, whose first two field goal tries were blocked by Fresno's Terence Brown. The first block was returned 75 yards for a touchdown by Payton Williams.

Anderson scored on runs of 34 and 5 yards, the latter giving Utah (9-3) a 14-10 third-quarter lead. Fresno State answered with Derrick Ward's 2-yard TD run as the fourth quarter opened, giving the Bulldogs a 2-point lead.

Utah dominated the ball, gaining a bowl-record 334 yards rushing. Despite outgaining Fresno State 331 yards to 103, the Utes managed only a 7-all tie at halftime, the score coming on Anderson's 34-yard run with 3:51 left in the first quarter.

The Bulldogs went ahead 10-7 on Hanna's 27-yard field goal with 9:24 remaining in the third quarter.

The Utes regained the lead when Anderson finished a 68-yard drive with a 5-yard scoring run, breaking three tackles en route to his second touchdown of the night.

With Anderson breaking off key gains, the Utes drove 70 yards to the Bulldogs 14 before Truhe came on to kick the game-winning field goal with 5:03 remaining.



TEAM STATS

	FS	UTAH
First downs	16	25
Rushing Attempts	32	54
Net Yards Rushing	132	334
Net Yards Passing	147	214
Passes Attempted	28	24
Passes Completed	14	11
Had Intercepted	0	1
Total Offensive Plays	60	78
Total Net Yards	279	548
Fumbles-Lost	0-0	2-0
Penalties-Yards	6-59	15-151
Punts-Yards	5-185	4-144
Yards per punt	37.0	39.0
Interceptions-Yards	0-0	0-0
Fumble Returns-Yards	0-0	0-0
Time of Possession	24:06	35:54

INDIVIDUAL STATS

Rushing			
Fresno State	Att.	Yds.	
Ward	15	51	
Gaines	8	31	
Armstrong	4	29	
C.Smith	3	17	
Wright	2	4	
Utah	Att.	Yds.	
Anderson	34	254	
Bacon	8	9	
Russell	1	4	
Arceneaux	9	(minus 6)	
Croshaw	2	(minus 9)	
Passing			
Fresno State	A-C-I	TD	Yds.
Volek	14-28-0	0	147
Utah	A-C-I	TD	Yds.
Arceneaux	8-15-0	0	94
Croshaw	3-9-1	0	120
Receiving			
Fresno State	Rec.	Yds.	TD
Wright	6	55	0
C.Smith	4	53	0
Armstrong	1	20	0
Mahdi	1	8	0
Branstetter	1	6	0
Berrian	1	5	0
Utah	Rec.	Yds.	TD
Russell	5	96	0
Bendinger	2	70	0
Utu	2	28	0
Anderson	1	15	0
Richardson	1	5	0



FRESNO STATE BOWL GAMES

SILICON VALLEY FOOTBALL CLASSIC 1

AIR FORCE 37

FRESNO STATE 34

Dec. 31, 2000 • San Jose, Calif.

Score by Quarters	1	2	3	4	Score
Air Force	19	15	3	0	37
Fresno State	7	0	13	14	34

Scoring Summary

AF	Adams 37 FG
AF	McKay 29 pass from Thiessen (Adams kick)
AF	Adams 46 FG
AF	McKay 13 pass from Thiessen (run failed)
FS	Gaines 71 pass from Carr (Asparuhov kick)
AF	Thiessen 1 run (Adams kick)
AF	Thiessen 9 run (Jessop pass from Thiessen)
FS	Greco 2 pass from Carr (Asparuhov kick)
AF	Adams 24 FG
FS	Burch 8 pass from Carr (pass failed)
FS	Berrian 47 pass from Carr (Asparuhov kick)
FS	Berrian 51 pass from Carr (Asparuhov kick)

Attendance: 26,524

SAN JOSE, Calif. – After being down 34-7 at halftime many thought the Bulldogs would be in for a rout, but Fresno State responded only to come up 33 yards short with 14 seconds remaining as Air Force defeated Fresno State 37-34 in the inaugural bowl game at Spartan Stadium.

David Carr threw five touchdown passes for the Bulldogs, who nearly pulled a comeback win off. With 14 seconds left, Fresno State brought in Asen Asparuhov for a 33-yard field-goal attempt to tie it. But holder Jason Simpson pulled a fake, aiming for Giachino Chiamonte in the end zone. The pass fell incomplete.

Trailing 19-0 late in the first quarter, Fresno State finally got on the board with a 71-yard touchdown pass from Carr to Paris Gaines with 23 second left in the opening quarter. It was the longest reception of Gaines' career.

Carr completed 22 of 33 passes for 391 yards.

Thiessen's pass to Chris Jessop gave Air Force a 34-7 lead in the first half.

Fresno State mounted a comeback in the second half. The Bulldogs took a chance on fourth-and-2 in the third quarter and Carr's completion to Alec Greco in the end zone made it 34-14.

After Dave Adams booted his 24-yard field goal for Air Force, Carr threw an 8-yard scoring pass to Donnell Burch to narrow the margin to 37-20.

Adams attempted a 30-yard field goal with 10:47 left in the game, but Fresno State's Terence Brown blocked the kick. That set up a scoring drive that ended with Carr's 47-yard pass to Bernard Berrian.

Berrian caught a 51-yard pass from Carr a little more than three minutes later, and the crowd - mostly Fresno State fans - went wild.




TEAM STATS

	AFA	FS
First Downs	28	18
Rushing Attempts	65	22
Net Yards Rushing	267	59
Net Yards Passing	204	391
Passes Attempted	24	38
Passes Completed	12	22
Had Intercepted	0	1
Total Offensive Plays	89	60
Total Net Yards	471	450
Fumbles-Lost	0-0	2-1
Penalties-Yards	4-41	9-82
Punts-Yards	3-78	5-201
Yards per punt	26.0	40.2
Interceptions-Yards	1-14	0-0
Fumble Returns-Yards	0-0	0-0
Time of Possession	38:17	21:43

INDIVIDUAL STATS

	Rushing	
	Att.	Yds.
Air Force		
Thiessen	18	99
Palmer	4	56
McKay	10	43
Beard	11	33
Becker	10	28
Brown	9	14
Giovanetti	1	-2
Fresno State	Att.	Yds.
Ward	5	27
Gaines	5	16
Wright	1	7
Smith	2	6
Carr	9	3
	Passing	
	A-C-I	TD
Air Force		
Thiessen	24-12-0	2
Fresno State	A-C-I	TD
Carr	33-22-1	5
Simpson	1-0-0	0
	Receiving	
	Rec.	Yds.
Air Force		
McKay	4	56
Labasco	3	68
Brown	2	46
Fleming	1	14
Jessop	1	12
Amezaga	1	8
Fresno State	Rec.	Yds.
Berrian	7	162
Wright	5	77
Gaines	4	102
Smith	3	34
Greco	2	8
Burch	1	8



FRESNO STATE BOWL GAMES

SILICON VALLEY FOOTBALL CLASSIC 2

MICHIGAN STATE 44

No. 20 FRESNO STATE 35

DEC. 31, 2001 • SAN JOSE, CALIF.

Score by Quarters	1	2	3	4	Score
Michigan State	17	20	0	7	44
Fresno State	14	7	7	7	35

SCORING SUMMARY

FS	Stephen Spach 5-yard pass from David Carr (Asen Asparuhov kick)
MSU	Charles Rogers 72-yard from Jeff Smoker (Dave Rayner kick)
MSU	Monquizz Wedlow 0-yard fumble recovery (Dave Rayner kick)
FS	Rodney Wright 36-yard pass from David Carr (Asen Asparuhov kick)
MSU	Dave Rayner 41-yard field goal
MSU	T.J. Duckett 5-yard run (Dave Rayner kick)
FS	Rodney Wright 79-yard pass from David Carr (Asen Asparuhov kick)
MSU	T.J. Duckett 39-yard run (Dave Rayner kick)
MSU	Charles Rogers 69-yard pass from Jeff Smoker (Dave Rayner kick)
FS	Paris Gaines 2-yard run (Asen Asparuhov kick)
FS	Paris Gaines 15-yard pass from David Carr (Asen Asparuhov kick)
MSU	Ivory McCoy 5-yard pass from Jeff Smoker (Dave Rayner kick)

ATTENDANCE: 30,456

SAN JOSE, Calif. — Charles Rogers set a Michigan State record with 270 yards receiving - and he wasn't even the most prolific pass-catcher on the field at the Silicon Valley Football Classic.

It was that kind of a day in San Jose, as Rogers caught two of Jeff Smoker's three touchdown passes during the Spartans' phenomenal first half in a 44-35 victory over Fresno State on Monday.

In a matchup of two potent offenses that combined for 1,146 total yards, Smoker and Rogers outdueled Fresno State's high-profile combo of David Carr and Rodney Wright, who finished with 13 catches for a school-record 299 yards and two TDs.

After an inconsistent season in which they finished eighth in the Big Ten and barely qualified for a bowl, the Spartans (7-5) gained 405 yards and scored 37 points before halftime.

Carr threw for 531 yards to Smoker's 376, but the Spartans' big early lead proved too large to overcome. After Fresno State (11-3) pulled within two points in the final minutes, the Spartans made one last scoring drive to clinch their second bowl victory under coach Bobby Williams.

T.J. Duckett rushed for 184 yards and two scores as Michigan State overwhelmed the Bulldogs, whose high-octane offense was expected to dominate the game. Instead, Fresno State ended its breakout season with its first loss in four games against teams from BCS conferences.

Carr, who won the Johnny Unitas award as the nation's top senior quarterback, ended his prolific career with another amazing game, but he couldn't play defense. Fresno State fell to 0-3 in bowl games during Pat Hill's otherwise successful tenure.

After the teams exchanged handshakes, Michigan State defensive end Nick Myers, the game's defensive MVP, planted the school flag at midfield.

Trailing 37-28 with 6:52 left, Fresno State's Bryce McGill blocked Jarrett's punt and returned it to the Spartans 16. Two plays later, Paris Gaines caught a screen pass and ran through several blocks for a TD.

But Michigan State came alive once again for a 77-yard drive. After a 43-yard reception by Rogers, Smoker hit Ivory McCoy for a 5-yard TD with 1:59 left.

After just two seasons, this unassuming lower-tier bowl game is building a reputation for exciting, bizarre football. Last season, the Bulldogs overcame a 27-point deficit, but lost the inaugural game to Air Force when a superbly executed fake field goal failed in the closing seconds.

Though Spartan Stadium was dominated by thousands of red-clad fans who made the two-hour drive from Fresno, Michigan State had a large rooting section of transplanted Michiganders and thousands of fans who made the trip for the bowl and the Michigan State basketball team's game against Stanford last Saturday.

Fresno State opened the frenzied first half by driving 63 yards in four plays for the first TD just 59 seconds in. Less than eight minutes later, Michigan State replied with a 72-yard TD pass from Smoker to Rogers.

Offensive milestones fell faster than snow in East Lansing on a surprisingly warm, dry day after a week of rain in the San Francisco Bay area.

In the first quarter alone, the Spartans had the longest rush in the school's bowl history, the second-longest pass in their bowl history, their longest field goal of the season and their first defensive touchdown of the year.

With a 69-yard TD pass to Rogers 3:05 before halftime, Michigan State went ahead 37-21. The teams combined for 752 total yards in the first half.

TEAM STATS

	MSU	FS
First Downs	23	25
Rushing	10	3
Passing	13	22
Penalty	0	0
Rushing Attempts	42	22
Yards Gained Rushing	227	71
Yards Lost Rushing	17	42
Net Yards Rushing	210	29
Net Yards Passing	376	531
Passes Att.-Comp.	32-22	58-35
Total Offensive Plays	74	80
Total Net Yards	586	560
Fumbles: Number-Lost	1-0	2-1
Penalties: Number-Lost	8-64	6-30
Number of Punts-Yards	6-232	5-198
Average Per Punt	38.7	39.6
Punt Returns: No.-Yards	2-3	3-27
Kickoff Returns: No.-Yards	5-108	6-115
Interceptions: No.-Yards	2-23	1-0
Possession Time	34:43	25:17
Third-Down Conversions	4/13	7/16
Fourth-Down Conversions	1/2	1/1

INDIVIDUAL STATS

Rushing	Att.	Yds.
Michigan State		
Duckett	27	184
Smoker	9	17
Flowers	5	11
Team	1	(-2)
Fresno State		
Gaines	10	26
Wright	2	19
Fontenot	2	17
Levi	1	6
Team	1	(-6)
Berrian	1	(-10)
Carr	5	(-23)

Passing	A-C-I	TD	Yds.
Michigan State			
Smoker	22-32-1	3	376

Fresno State	A-C-I	TD	Yds.
Carr	35-56-2	4	531

Receiving	Att.	Yds.
Michigan State		
Rogers	10	270
Haygood	5	49
Baker	4	44
McCoy	2	10
Lovett	1	3

Fresno State	Att.	Yds.
Wright	13	299
Berrian	9	94
Smith	5	77
Gaines	2	18
Greco	2	15
Gilbert	1	15
Shabaglian	1	11
Spach	1	5
Davis	1	(-3)

DEFENSIVE LEADERS

MICHIGAN STATE: (UA-A-S) Guess 9-3-1, Nelson 5-3-0, Maples 4-4-0.

FRESNO STATE: (UA-A-S) McGill 4-6-0, Dailey 3-6-0, Williams 4-2-0

Interceptions-Yards

MICHIGAN STATE: Maples 1-23, Bryan 1-0.

FRESNO STATE: Banks 1-0

Sacks-Yards

MICHIGAN STATE: Vickerson 1-7, Myers 1-7, Dukes 1-6. FRESNO STATE:

Burley 1-7, Johnson 1-6



FRESNO STATE BOWL GAMES

SILICON VALLEY FOOTBALL CLASSIC 3

FRESNO STATE 30

GEORGIA TECH 21

Dec. 31, 2002 • San Jose, Calif.

Score by Quarters	1	2	3	4	Score
Georgia Tech	7	0	14	0	21
Fresno State	3	10	7	10	30

Scoring Summary

FS	Asparuhov 22-yard FG, 11:00
GT	Watkins 35-yard pass from Suggs (Manget kick), 2:51
FS	Asparuhov 42-yard FG, 5:35
FS	Meza 48-yard INT return (Asparuhov kick), 0:14
GT	Bilbo 1-yard run (Manget kick), 8:45
FS	R. Davis 3-yard run (Asparuhov kick), 6:06
GT	Smith 42-yard pass from Bilbo (Manget kick), 0:51
FS	Asparuhov 33-yard FG, 3:43
FS	R. Davis 28-yard run (Asparuhov kick), 2:23

Attendance: 26,524

SAN JOSE, Calif. — Rodney Davis rushed for 153 yards and two touchdowns and Fresno State's defense forced seven turnovers as the Bulldogs — playing with a depleted roster — defeated Georgia Tech 30-21 at Spartan Stadium.

The Bulldogs (9-5) had not won a postseason game since beating USC in the 1992 Freedom Bowl, a string of four losses in a row.

And they were even more proud they did it with a roster missing some of the team's best players. Fresno State suited only 45 players and was missing five starters.

"This win was for the guys who couldn't make it," Davis said.

A new Western Athletic Conference rule requires athletes to pass at least six credits to play in a bowl game, and seven didn't meet the requirement. They may have had incompletes or grades that had not yet been finalized, for example.

"For the nation to think we played with ineligible players is a misconception," coach Pat Hill said. "We were playing with non-certified players. ...I'm so proud of this football team. We had some adversity this week and this season."

Three seniors stayed home, some because their grades weren't posted.

"That drives me nuts," Hill said. "But we persevered."

Asen Asparuhov kicked a 33-yard field goal with 3:43 left, one of his three in the game, and Davis clinched the victory with a 28-yard TD run just more than a minute later for the Bulldogs.

And the Fresno State defense did an impressive job after halftime of weathering a strong second-half comeback attempt by Georgia Tech freshman backup quarterback Damarius Bilbo.

Bilbo passed for a touchdown and ran for another after replacing the ineffective A.J. Suggs, but Bilbo also threw four interceptions as the Yellow Jackets (7-6) committed seven turnovers.

Georgia Tech was the only team in the ACC to throw more interceptions (14) than touchdowns (13) this season.

The game turned into a muddy mess after hard rain fell Monday night. It took only a few plays for Georgia Tech's gleaming white uniforms to turn a dull brown, and there were plenty of slips and missed plays.

In a lackluster first half, the teams struggled to take advantage of their scoring opportunities, with Fresno State leading 13-7 at halftime.

Dee Meza's 48-yard interception return for a touchdown with 14 seconds left in the second quarter highlighted the half.

Fresno State was playing in the Silicon Valley Classic for the third consecutive year, and Bulldogs fans took up the majority of the seats at Spartan Stadium.



TEAM STATS

	GT	FS
First Downs	16	20
Rushing	6	12
Passing	7	6
Penalty	3	2
Rushing Attempts	31	55
Yards Gained Rushing	150	230
Yards Lost Rushing	20	44
Net Yards Rushing	130	186
Net Yards Passing	218	188
Passes Att.-Comp.-Int.	27-9-6	31-16-0
Total Offensive Plays	58	86
Total Net Yards	348	374
Average Gain Per Play	6.0	4.3
Fumbles: No.-Lost	2-1	3-2
Penalties: No.-Yards	5-53	10-94
Number of Punts-Yards	5-193	7-261
Average Per Punt	38.6	37.3
Punt Returns: No.-Yards	4-59	3-7
Kickoff Returns: No.-Yards	3-54	2-72
Interceptions: No.-Yards	0-0	6-53
Fumble Returns: No.-Yards	0-0	0-0
Possession Time	21:54	38:06
Third-Down Conversions	4 of 11	8 of 22
Fourth-Down Conversions	0 of 1	1 of 1
Sacks By: Number-Yards	3-23	2-9

INDIVIDUAL STATS

Rushing			
Georgia Tech	Att.	Yds.	
Eziemefe	3	38	
Smith	7	35	
Bilbo	12	30	
Sampson	7	17	
Suggs	1	12	
Team	1	(-2)	
Fresno State			
R. Davis	Att.	Yds.	
	37	153	
Pinegar	9	20	
Sumlin	6	15	
Ray	1	2	
Jamison	1	(-2)	
Team	1	(-2)	
Passing			
Georgia Tech	A-C-I	TD	Yds.
Bilbo	7-20-4	1	178
Suggs	2-7-2	1	40
Fresno State			
Pinegar	A-C-I	TD	Yds.
	16-31-0	0	188
Receiving			
Georgia Tech	Att.	Yds.	
Watkins	5	82	
Bridges	3	94	
Smith	1	42	
Fresno State			
Jamison	Att.	Yds.	
	5	50	
Gilbert	4	84	
Spach	3	22	
Reid	2	14	
Jennings	1	15	
R. Davis	1	3	

DEFENSIVE LEADERS

Tackles (UA-A)
 GEORGIA TECH: Fox 6-10, Smith 2-10, Wimbush 5-6, Henderson 4-7, Muyres 4-6, Butler 5-1.
 FRESNO STATE: McGill 4-7, Meza 2-4, Sanders 1-5, Sanders 0-6, Dailey 1-4, Stewart 1-4, Worrell 0-5.
 Interceptions-Yards
 GEORGIA TECH: None
 FRESNO STATE: Meza 2-48, Stewart 1-5, McGill 1-0; Sanders 1-(-3), Worrell 1-3.
 Sacks (UA-A)
 GEORGIA TECH: Fox 1-0, Parker 1-0, Henderson 1-0.
 FRESNO STATE: Stewart 1-0, Sanders 2-0.



FRESNO STATE BOWL GAMES

SILICON VALLEY FOOTBALL CLASSIC 4

FRESNO STATE 17

UCLA 9

Dec. 30, 2003 • San Jose, Calif.

Score by Quarters	1	2	3	4	Score
UCLA	0	7	2	0	9
Fresno State	14	3	0	0	17

Scoring Summary

FS	Sumlin, Bryson 1 yd run (Visintainer, B kick)
FS	Sumlin, Bryson 44 yd pass from Pinegar, Paul (Visintainer, B kick)
FS	Visintainer, B 36 yd field goal
UCLA	Bragg, Craig 27 yd pass from Olson, Drew (Medlock, Justin kick)
UCLA	TEAM safety

Attendance: 30,456

SAN JOSE, Calif. — Pat Hill used to watch Rodney Davis grind out yards in the snow and mud in high school - so Fresno State's coach knew the star senior would be well suited for the conditions Tuesday night.

Davis rushed for 77 yards to win his second straight Silicon Valley Classic offensive MVP award in Fresno State's 17-9 victory over UCLA on a messy field at Spartan Stadium. Nearly one year ago, Davis rushed for 153 yards and two TDs -- the last being the game-clincher -- in Fresno State's victory over Georgia Tech.

"I just had to fight through it and stick with it," Davis said. "I've played on fields like this for a long time. The mud is no problem."

It sure seemed to be bad for the Bruins.

Though even a dry field might have caused them problems the way their offense has been performing.

UCLA (6-7) lost its last five games to turn what once was a promising season into a disappointment under first-year coach Karl Dorrell. The inefficient offense was again the culprit, going 2-for-14 on third-down conversions.

Bryson Sumlin made his first career touchdown catch and also ran for a score for Fresno State (9-5), which made its school-record fifth straight bowl appearance and fourth in a row in this game. Sumlin, a sophomore backup who began his Fresno State career as a cornerback, capitalized on two big chances to score and helped the Bulldogs beat the Bruins for the first time in six meetings. And once again, the Bulldogs seized the opportunity to spoil things for a bigger, more prominent program in a game dominated by defense.

Paul Pinegar passed for 133 yards, but Fresno State didn't exactly need a prolific offense to beat the inept Bruins, who managed just 164 total yards - 97 in one series shortly before halftime.

Manuel Sanchez intercepted Bruins quarterback Drew Olson with 2:42 left and several Bulldogs celebrated their win by sliding face-first through the mud.

"Our defense just played awesome the whole game," Hill said.

Fresno State seemed to be in control until a drive midway through the third quarter in which a series of mistakes left the Bulldogs facing fourth-and-37. Asi Faoa blocked the ensuing punt in the end zone for a UCLA safety.

Later in the quarter, Pinegar fumbled when he attempted to throw and left Fresno State stranded at its own 1. But the Bruins bailed out the Bulldogs by roughing punter Mike Lingua, and UCLA never mounted another significant drive.

The Bruins swore they were happy with their less than glamorous bowl destination, but they sure didn't play that way. UCLA seemed disinterested and disorganized, struggling to stop Fresno State's offense and failing to move the ball through the air or on the ground while falling behind 17-0 early in the second quarter.

After Fresno State stopped UCLA on fourth-and-1 late in the first quarter, Pinegar completed a 44-yard TD pass to Sumlin, who also had a 1-yard scoring run earlier in the period.

When Fresno State downed a punt inside the 3 shortly before halftime, the Bruins briefly woke up. UCLA went 97 yards in just seven plays, with Craig Bragg making a spectacular 27-yard diving catch in the corner of the end zone 20 seconds before halftime for the Bruins' first score.

Fresno State lost the first two Silicon Valley Classics, including a thrilling last-second defeat on a failed fake field goal in the inaugural game. The Bulldogs beat Georgia Tech in the game last season, overcoming several injuries for the school's first bowl victory since 1992.



TEAM STATS

	UCLA	FS
First Downs	11	20
Rushing	4	11
Passing	4	7
Penalty	3	2
Rushing Attempts	25	49
Yards Gained Rushing	91	188
Yards Lost Rushing	23	32
Net Yards Rushing	68	156
Net Yards Passing	96	133
Passes Att.-Comp.-Int.	31-11-1	26-12-1
Total Offensive Plays	56	75
Total Net Yards	164	289
Average Gain Per Play	2.9	3.9
Fumbles: No.-Lost	2-0	2-0
Penalties: No.-Yards	5-55	8-71
Number of Punts-Yards	9-399	7-230
Average Per Punt	44.3	32.9
Punt Returns: No.-Yards	2-12	4-31
Kickoff Returns: No.-Yards	4-75	1-12
Interceptions: No.-Yards	1-0	1-15
Fumble Returns: No.-Yards	0-0	0-0
Possession Time	24:02	35:58
Third-Down Conversions	2-14	5-15
Fourth-Down Conversions	0-1	0-0
Sacks By: No.-Yards	1-7	2-13

INDIVIDUAL STATS


Rushing	Att.	Yds.
UCLA		
Drew	17	65
Harris	3	12
Olson	5	(-9)
Fresno State	Att.	Yds.
R. Davis	13	77
Wright	13	58
Sumlin	13	28
Pinegar	7	(-2)
Team	3	(-5)

Passing	A-C-I	TD	Yds.
UCLA			
Olson	31-11-1	1	96
Fresno State	A-C-I	TD	Yds.
Pinegar	26-12-1	1	133

Receiving	Att.	Yds.
UCLA		
Bragg	5	71
Cowan	3	16
Lewis	2	13
Drew	1	(-4)
Fresno State	Att.	Yds.
Wood	3	33
Berrian	2	1
Sumlin	1	44
Jennings	1	24
R. Davis	1	10
Spach	1	10
Jamison	1	7
Gilbert	1	4
Williams	1	0

DEFENSIVE LEADERS

Tackles (UA-A)	
UCLA: Leisle 0-10, Ohaeri 3-6, McNeal 2-5, Lorier 1-6, Niusulu 0-7, Havner 0-7, Chillar 2-4.	
FRESNO STATE: J. Sanders 6-3, Meza 6-3, Marshall 2-2, McGill 2-2, McIntyre 2-2, Dailey 1-3, Morris 1-2, Leonard 0-2	
Interceptions-Yards	
UCLA: Leisle 1-0	
FRESNO STATE: Sanchez 1-15	
Sacks-Yards	
UCLA: Boschetti 1-7	
FRESNO STATE: McIntyre 1-8, Morris 1-5	



FRESNO STATE BOWL GAMES

MPC COMPUTERS BOWL

FRESNO STATE 37

VIRGINIA 34

Dec. 27, 2004 • Boise, Idaho

Score by Quarters	1	2	3	4	OT	Score
Virginia	14	7	3	7	3	34
Fresno State	7	3	7	14	6	37



Scoring Summary

UVA	Pearman, A	13 yd run (Hughes, C kick)
FS	Jennings	13 yd pass from Pinegar (Visintainer kick)
UVA	McGrew	7 yd pass from Hagans (Hughes, C kick)
UVA	Hagans	8 yd run (Hughes kick)
FS	Visintainer	49 yd field goal
FS	Jamison	22 yd pass from Pinegar (Visintainer kick)
UVA	Hughes	33 yd field goal
FS	Wood	22 yd pass from Pinegar (Visintainer kick)
UVA	Lundy	20 yd run (Hughes kick),
FS	Fairman	3 yd pass from Pinegar (Visintainer kick)
UVA	Hughes	26 yd field goal
FS	Spach	25 yd pass from Pinegar

Attendance: 28,156

BOISE, Idaho – Paul Pinegar shrugged off midseason criticism and kept throwing for touchdowns.

Pinegar had five TD passes, including the game-winning 25-yarder to Stephen Spach in overtime, as Fresno State beat No. 18 Virginia 37-34 in the MPC Computers Bowl on Monday.

“Winning feels great, especially against a Virginia team that has a great defense,” Pinegar said.

He was fabulous, completing 23 of 36 passes for 235 yards without an interception, helping the Bulldogs (9-3) erase a 21-7 second-quarter deficit and notch another win against a big-name team.

“We’ve got a lot of great teams in the WAC: Boise State, Hawaii, UTEP,” Pinegar said. “We’ve showed that we definitely can compete with some of the best teams in the nation.”

His five touchdown passes were a record for the game, formerly known as the Humanitarian Bowl.

Virginia got the first possession of overtime, taking a 34-31 lead on a 26-yard field goal by Connor Hughes.

It didn’t take Pinegar long to end it, though. He froze the defense with a play-action call and zipped a pass inside the 5 to Spach, who fought off a pair of would-be tacklers and dropped into the end zone.

The Bulldogs stormed off the sideline in celebration while the Cavaliers were left dazed.

“When you catch the ball in that situation, you’re just looking for the end zone,” Spach said. “You just keep on running. I knew I was really close.”

Virginia had things in hand after Wali Lundy followed his big blockers and rumbled across the blue turf at Boise State’s home field on a 20-yard TD run that put the Cavaliers up 31-24 with 6:20 remaining.

But Pinegar wasn’t finished. He started on the 17, turning to the ground game and working the clock to give Fresno State a chance to tie.

Wendell Mathis ran 22 yards to Virginia’s 25 and Bryson Sumlin reached the 15 on a 6-yard burst. On third-and-6 at the 10, Pinegar threaded a 7-yard pass into double coverage to tight end Duncan Reid, then spiked the ball to stop the clock at 28 seconds.

That put the ball at the 3, but soon the Bulldogs faced fourth-and-goal. Pinegar rolled right and connected with Jaron Fairman for a TD with 11 seconds to go.

“My last option was to tuck it and run, but that would have been tough sledding to get in,” Pinegar said. “Jaron made a great catch. After he caught it, they swiped at his arm but he did a great job to hold on.”

Brent Vinsintainer added the point after, and it was tied at 31.

“We never panicked when we were down 14 points,” said Pinegar, who was harshly criticized when Fresno State lost three straight games after a 3-0 start. “We knew we just needed to stop making mistakes.”

Pinegar is now 3-0 in bowl games as Fresno State’s quarterback.

Mathis ran for 126 yards on 15 carries, and Sumlin added 94 yards on 21 attempts. The Bulldogs established a second-half ground game after being outplayed by the bigger Cavaliers in the first half.

“In the first half, we were just a little bit out of sync,” Hill said. “It was a feeling-out process. I felt we were capable of moving the ball. At halftime, we talked about playing a physical game.”

Virginia quarterback Marques Hagans also had a great game, throwing for 162 yards on 18-of-30 passing with one TD. He ran for 85 yards and a TD, and his team’s best play was often a drop-back pass that morphed into a long scramble.

TEAM STATS

	UVA	FS
FIRST DOWNS	21	25
Rushing	12	9
Passing	7	14
Penalty	2	2
NET YARDS RUSHING	260	222
Rushing Attempts	36	38
Average Per Rush	7.2	5.8
Yards Gained Rushing	269	223
Yards Lost Rushing	9	1
NET YARDS PASSING	162	235
Comp.-Att.-Int	18-31-0	23-38-0
TOTAL OFFENSE YARDS	422	457
Total offense plays	67	76
Fumbles: No.-Lost	0-0	0-0
Penalties: No.-Yards	10-82	7-64
PUNTS-YARDS	4-128	5-178
Average Yds. Per Punt	32.0	35.6
Punt returns: No.-Yards	0-0	0-0
KICKOFFS-YARDS	6-393	5-287
Touchbacks	3	1
Kickoff returns: No.-Yds-TD	3-97-0	3-67-0
Average Per Return	32.3	22.3
Interceptions: No.-Yds	0-0	0-0
Possession Time	27:12	32:48
Third-Down Conversions	8-15	8-16
Fourth-Down Conversions	1-1	2-2
Red-Zone Scores-Chances	5-5	3-4
Sacks By: No.-Yards	1-0	1-2
Field Goals	2-2	1-1

Individual Stats

Rushing	Att.	Net Yds.	TD
Virginia			
Hagans, M	7	85	1
Lundy, W	14	63	1
Pearman, A	9	52	1
Snelling, J	5	46	0
Davis, B	1	14	0

Fresno State	Att.	Net Yds.	TD
Wendell Mathis	15	126	0
Bryson Sumlin	21	94	0
Paul Pinegar	2	2	0

Passing

Virginia	A-C-I	TD	Yds.
Hagans, M	30-18-0	1	162
Lundy, W	1-0-0	0	0

Fresno State	A-C-I	Att.	Yds.
Paul Pinegar	36-23-0	5	235

Receiving

Virginia	Att.	Yds.	TD
Miller, H	5	66	0
McGrew, M	4	30	1
Pearman, A	3	21	0
Mines, F	2	16	0
Snelling, J	2	10	0
Davis, B	1	15	0
Lundy, W	1	4	0

Fresno State	Att.	Yds.	TD
Joe Fernandez	5	12	0
Jermaine Jamison	4	46	1
Adam Jennings	4	43	1
Stephen Spach	2	29	1
Wendell Mathis	2	18	0
Matt Rivera	2	5	0
Mark Wood	1	22	1
Duncan Reid	1	7	0
Jaron Fairman	1	3	1
Paul Pinegar	1	(-10)	0

Defensive Leaders

Tackles (UA-A)
Virginia: Hardy, J. 7-6; Parham K. 2-9; Hamilton, M. 7-3.
Fresno State: Dwayne Andrews 2-7; James Sanders 4-3; Todd Garcia 3-4.

Sacks (No.-Yds.)
Virginia: Schmidt 1-0.
Fresno State: Todd Garcia 1-2.



FRESNO STATE BOWL GAMES

AUTOZONE LIBERTY BOWL

TULSA 31

FRESNO STATE 24

Dec. 31, 2005 • Memphis, Tenn.

Score by Quarters	1	2	3	4	Score
Fresno State	7	7	3	7	24
Tulsa	0	17	0	14	31

Scoring Summary

FS	Mathis 6 yd run (Zimmerman kick)
TLS	Parrish 22 yd run (DeVault kick)
TLS	Adams 63 yd run (DeVault kick)
FS	Sumlin 25 yd run (Zimmerman kick)
TLS	DeVault 41 yd field goal
FS	Zimmerman 27 yd field goal
FS	Fernandez 21 yd pass from Pinegar (Zimmerman kick)
TLS	Davis 54 yd pass from Smith (DeVault kick)
TLS	Smith 4 yd run (DeVault kick)

Attendance: 54,894

MEMPHIS, Tenn. — Paul Smith ran four yards for the winning touchdown with 2:55 remaining and Tulsa's defense had two key fourth-quarter interceptions in a 31-24 victory over Fresno State in the Liberty Bowl on Saturday.

Smith, the game's MVP, finished 18-of-27 passing for 234 yards with a 54-yard touchdown pass to Ashlan Davis, but made his biggest play on the ground when he scrambled around three Fresno State defenders and into the end zone to secure Tulsa's first bowl victory since 1991.

Defensive back Anthony Germany set up that play by picking off Paul Pinegar's pass with just under 7 minutes remaining. Smith then led Tulsa on the decisive eight-play, 52-yard drive.

Fresno State (8-5) had one final chance to force overtime and Pinegar drove the Bulldogs to the Tulsa 42 before his pass toward the sideline was picked off by linebacker Nelson Coleman.

The Golden Hurricane (9-4) then ran out the clock and celebrated their first bowl victory since they beat San Diego State in the Freedom Bowl in 1991.

Tulsa had to come from behind to beat its former WAC rival in Fresno State, which was ranked as high as No. 16 in the nation back in November. Fresno State took a 24-17 lead on Pinegar's 21-yard touchdown pass to Joe Fernandez on the second play of the quarter.

The Golden Hurricane tied it at 24-24 two possessions later when Smith found Davis streaking behind the secondary for a 54-yard TD pass.

Tarrison Adams led Tulsa with 102 yards rushing, but most of that came on a 63-yard touchdown burst in the second quarter. That scoring run gave Tulsa its first lead at 14-7 and came about 4 minutes after teammate Uril Parrish tied it by running 22 yards for the Golden Hurricane's first touchdown.

Pinegar finished 19-of-30 passing for 213 yards with one touchdown and two interceptions, while Wendell Mathis had 117 yards rushing and his WAC-best 15th rushing touchdown of the season for Fresno State.

Pinegar also was denied in his attempt to become the first quarterback to go 4-0 as a starter in bowl games.

The former WAC rivals traded field goals in the second and third quarters, with Brad DeVault kicking a 41-yarder on the final play of the first half to give Tulsa a 17-14 halftime lead. Fresno State tied it at 17 on Kyle Zimmerman's 27-yard field goal early in the third.

Fresno State backup Bryson Sumlin had a 25-yard TD run late in the first half.

The game was sponsored by AutoZone.



Team Stats

	FS	TLS
FIRST DOWNS	22	20
Rushing	11	9
Passing	11	10
Penalty	0	1
NET YARDS RUSHING	208	196
Rushing Attempts	47	28
Average Per Rush	4.4	7.0
Yards Gained Rushing	225	209
Yards Lost Rushing	17	13
NET YARDS PASSING	213	234
Comp.-Att.-Int	19-30-2	18-27-0
TOTAL OFFENSE YARDS	421	430
Total offense plays	77	55
Fumbles: No.-Lost	1-0	1-1
Penalties: No.-Yards	5-35	2-10
PUNTS-YARDS	3-103	4-161
Average Yds Per Punt	34.3	40.2
Punt returns: No.-Yds	2-6	0-0
KICKOFFS-YARDS	5-278	5-277
Touchbacks	1	1
Kickoff returns: No.-Yds	3-79-0	3-49-0
Average Per Return	26.3	16.3
Interceptions: No.-Yds	0-0-0	2-1-0
Possession Time	38:20	21:40
Third-Down Conversions	11-18	4-9
Fourth-Down Conversions	1-2	0-1
Red-Zone Scores-Chances	2-4	1-1
Sacks By: Number-Yards	0-0	0-0
Field Goals	1-2	1-1

Individual Stats

Rushing	Att.	Net Yds.	TD
Fresno State			
Wendell Mathis	31	117	1
Bryson Sumlin	11	57	1
Paul Pinegar	3	27	0
Matt Rivera	2	7	0

Tulsa	Att.	Net Yds.	TD
Adams, Tarrison	11	102	1
Parrish, Uril	9	51	1
Smith, Paul	7	45	1

Passing	A-C-I	Att.	Yds.
Fresno State			
Paul Pinegar	30-19-2	1	213

Tulsa	A-C-I	Att.	Yds.
Smith, Paul	27-18-0	1	234

Receiving	Att.	Yds.	TD
Fresno State			
Jaron Fairman	6	73	0
Paul Williams	3	47	0
Joe Fernandez	2	25	1
Adam Jennings	2	20	0
Bear Pascoe	2	10	0
Matt Rivera	1	19	0
Wendell Mathis	1	13	0
Jesus Tapia	1	6	0
J. Jamison	1	0	0

Tulsa	Att.	Yds.	TD
Davis, Ashlan	8	128	1
Mills, Garrett	4	52	0
Parrish, Uril	3	19	0
Adams, Tarrison	2	29	0
Keopple, Landon	1	6	0

Defensive Leaders

Tackles (UA-A)	
Fresno State: Emanuel Sanchez 5-7; Dwayne Andrews 5-5; Rich Marshall 6-1; Alan Goodwin 2-4.	
Tulsa: Nelson Coleman 5-9; Nick Graham 8-4; C. Chamberlain 7-4; Nick Bunting 4-4.	
Sacks (No.-Yds.)	
Fresno State: None.	
Tulsa: None.	



FRESNO STATE BOWL GAMES

ROADY'S HUMANITARIAN BOWL

FRESNO STATE 40
GEORGIA TECH 28
Dec. 31, 2007 • Boise, Idaho

Score by Quarters	1	2	3	4	Score
Fresno State	3	17	14	6	40
Georgia Tech	7	0	14	7	28

Scoring Summary

GT	DThomas 35 yd pass from T. Bennett (T. Bell kick)
FS	Stitser, Clint 21 yd field goal
FS	Moore, Marlon 6 yd run (Stitser, Clint kick)
FS	Lubinsky, Drew 3 yd pass from Brandstater, T. (Stitser, Clint kick)
FS	Stitser, Clint 39 yd field goal
FS	Smith, Clifton 43 yd run (Stitser, Clint kick)
GT	J. Dwyer 36 yd run (T. Bell kick)
FS	Brandstater, T 24 yd run (Stitser, Clint kick)
GT	J. Dwyer 2 yd run (T. Bell kick)
GT	D.J. Donley 20 yd pass from C. Booker (T. Bell kick)
FS	Smith, Clifton 32 yd run (Brandstater, T pass failed)

Attendance: 27,062

BOISE, Idaho – Fresno State capped a terrific season by adding Georgia Tech - again - to their list of conquests from BCS conferences.

Clifton Smith rushed for 152 yards and two touchdowns, Tom Brandstater threw for a score and ran for another and the Bulldogs beat Georgia Tech 40-28 in the Humanitarian Bowl.

It's Fresno State's second bowl win over Georgia Tech, after beating the Yellow Jackets 30-21 in the 2002 Silicon Valley Football Classic, and it made the Bulldogs 3-0 against the ACC in bowls. Fresno State has won four of its last five bowl games, all four wins coming against teams from the six conferences with automatic bids to the Bowl Championship Series.

Fresno State scored 27 consecutive points after Tech jumped ahead 7-0, and rolled up 571 yards of total offense, the most allowed by the Yellow Jackets this season. Georgia Tech, which led the country in sacks with 47, never got to Brandstater.

Brandstater was Tech's biggest problem early on, before Smith took over with 135 yards rushing in the second half and both of his TDs. Brandstater even added a 24-yard TD run in the third quarter, behind an escort from tight end Bear Pascoe.

But it was his first half that was most impressive, when Brandstater directed scoring drives of 82, 90 and 91 yards, and the Bulldogs scored 17 points in the second quarter, including 10 in the final 2 minutes.

Brandstater, who finished 23 of 30 passing, threw a 3-yard TD pass to Drew Lubinsky with 1:54 left in the half, the first catch of the junior's college career.

Georgia Tech drove to the Fresno State 47, but on fourth down with 23 seconds left, quarterback Taylor Bennett was sacked. Brandstater then completed three straight passes and Clint Stitser kicked a 39-yard field goal, his second of the half, to give the Bulldogs a 20-7 lead. Smith then started the second half with a 43-yard TD run to give Fresno State a 27-7 lead.

Backup quarterback Calvin Booker, in for injured starter Taylor Bennett, threw a towering jump ball that D.J. Donley wrestled from Fresno State defensive backs Moses Harris and Damion Owens, pulling the Yellow Jackets within six with 13:06 left.

Brandstater tried to answer, leading the Bulldogs inside the Tech 10. But wide receiver Marlon Moore, who scored on a 6-yard run in the first half, fumbled on a hit by safety Joe Gaston. After Darryl Richard recovered, the Bulldogs' defense held and Smith capped his career-best day with a 32-yard sprint with 1:50 remaining.

TEAM STATS

	GT	FS
FIRST DOWNS	23	29
Rushing	10	16
Passing	11	11
Penalty	2	2
NET YARDS RUSHING	161	286
Rushing Attempts	40	42
Average Per Rush	4.0	6.8
NET YARDS PASSING	218	285
Completions-Attempts-Int	17-32-1	23-31-0
TOTAL OFFENSE YARDS	379	571
Total offense plays	72	73
Average Gain Per Play	5.3	7.8
Fumbles: Number-Lost	1-0	2-1
Penalties: Number-Yards	8-62	10-80
PUNTS-YARDS	4-151	2-24
Average Yards Per Punt	37.8	12.0
Net Yards Per Punt	37.8	7.0
KICKOFFS-YARDS	5-310	7-413
Punt returns: Number-Yards-TD	1-10-0	0-0-0
Average Per Return	10.0	0.0
Kickoff returns: Number-Yds-TD	7-60-0	5-125-0
Average Per Return	8.6	25.0
Interceptions: Number-Yds-TD	0-0-0	1-0-0
Possession Time	26:31	33:29
Third-Down Conversions	10 of 16	8 of 11
Fourth-Down Conversions	1 of 2	0 of 0
Red-Zone Scores-Chances	2-2	3-4
Sacks By: Number-Yards	0-0	3-23

INDIVIDUAL STATS

Rushing			
Georgia Tech	Att.	Net Yds.	TD
Choice, T.	12	69	0
Dwyer, J.	12	62	2
Nesbitt, J.	6	37	0

Fresno State	Att.	Net Yds.	TD
Smith, Clifton	18	152	2
Harding, Anthony	11	46	0
Brandstater, Tom	3	40	1
Miller, Lonyae	7	38	0
Moore, Marlon	2	11	1

Passing			
Georgia Tech	A-C-I	TD	Yds.
Bennett, T.	9-15-0	1	91
Booker, C.	7-15-1	1	116

Fresno State	A-C-I	TD	Yds.
Brandstater, Tom	23-30-0	1	285

Receiving			
Georgia Tech	Att.	Yds.	TD
Thomas, D.	4	69	1
Johnson, J.	4	61	0
Smith, G.	3	45	0
Donley, D.J.	3	33	1
Fresno State	Att.	Yds.	TD
Moore, Marlon	7	80	0
Pascoe, Bear	6	72	0
Smith, Clifton	4	57	0
Ajirrotutu, Seyi	2	39	0
Crawley, Jason	1	15	0
Tapia, Jesus	1	10	0
Hamler, Jamel	1	9	0
Lubinsky, Drew	1	3	1

DEFENSIVE LEADERS

Tackles (UA-A)	
GEORGIA TECH: Wheeler, P 6-5; Guyton, G 5-5; Lewis, J 5-3; Jones, D 5-2.	
FRESNO STATE: Riley, Marcus 5-4; Jacobs, Ben 2-7; Haynes, Marvin 3-5; Clutts, Tyler 6-1.	
Sacks (No.-Yds.)	
GEORGIA TECH: None.	
FRESNO STATE: Clutts, Tyler 2-13; Monga, Jon 1-10.	



FRESNO STATE BOWL GAMES

NEW MEXICO BOWL 1

COLORADO STATE 40

FRESNO STATE 35

Dec. 20, 2008 • Albuquerque, N.M.

Score by Quarters	1	2	3	4	Score
Colorado State	10	10	0	20	40
Fresno State	14	7	7	7	35

Scoring Summary

FS	Miller, Lonyae 1 yd run (Goessling, K. kick)
CSU	Stucker, Grant 18 yd run (Smith, Jason kick)
FS	Harding, A. 2 yd run (Goessling, K. kick)
CSU	Smith, Jason 29 yd field goal
CSU	Smith, Jason 22 yd field goal
FS	Miller, Lonyae 69 yd run (Goessling, K. kick)
CSU	Sperry, Kory 22 yd pass from Farris, Billy (Smith, Jason kick)
FS	Harding, A. 2 yd run (Goessling, K. kick)
CSU	Johnson, Gartre 1 yd run (Johnson, Gartre rush failed)
CSU	Greer, Rashaun 69 yd pass from Farris, Billy (Smith, Jason kick)
CSU	Johnson, Gartre 77 yd run (Smith, Jason kick)
FS	Skidmore, Ryan 7 yd pass from Brandstater, T. (Goessling, K. kick)

ALBUQUERQUE, N.M. -- Fresno State had two backs each rush for 100 yards and two touchdowns, but Bulldog miscues in the final quarter saw Colorado State outscore the Bulldogs 20-7 and win 40-35.

The Dogs couldn't find an answer for Ram back Gartrell Johnson, who rushed for a career-high 285 yards and scored two touchdowns.

The Rams (7-6) took their first lead at 33-28 when Billy Farris threw a 69-yard TD to Rashaun Greer with seven minutes left. Fresno State cornerback Sharrod Davis took a big chance but whiffed on his attempt to bat the ball. Greer made the catch at the 30 and went untouched into the end zone.

The loss also spoiled big rushing efforts by Anthony Harding and Lonyae Miller, who each scored twice. Harding finished with 120 yards rushing, and Miller added 113. Fresno State got within 40-35 with 55 seconds to go when Tom Brandstater threw a 7-yard pass to Ryan Skidmore. But Colorado State's Kyle Bell had no trouble fielding the ensuing onside kick.

The loss capped a rough season for the injury-depleted Bulldogs (7-6), who talked in fall workouts about a possible Bowl Championship Series run. They led 28-20 early in the fourth quarter.

Johnson was named most valuable offensive player in front of 24,735 fans.

This was the second bowl game of the bowl season.

He broke a 57-yard run in the first quarter and went another 57 yards on a shovel pass from Farris in the second, leaving defenders reaching for the dreadlocks tumbling out of his helmet.

Johnson, who averaged 99 yards rushing this season, had 97 by the end of the first quarter. He went wild against a young Fresno State defense that had allowed 197 yards rushing per game.

The Rams trailed 21-20 after 6-foot-6 Kory Sperry caught a perfectly placed ball from Farris and beat two defenders in the corner of the end zone with two seconds remaining in the first half.

The Bulldogs played without six starters--four on defense--who were lost for the season. But they were in control most of the way. Miller scored Fresno State's first TD on a 1-yard plunge. Then he bounced outside for a 69-yard TD run to put the Bulldogs up 21-13 late in the second quarter.

The Bulldogs were playing in their ninth bowl game in the last 10 years. Only 16 other schools playing in bowl games this season have been as successful.



TEAM STATS

	FS	CSU
FIRST DOWNS	22	20
Rushing	12	12
Passing	9	7
Penalty	1	1
NET YARDS RUSHING	362	248
Rushing Attempts	39	39
Average Per Rush	9.3	6.4
Rushing Touchdowns	3	4
NET YARDS PASSING	257	186
Completions-Attempts-Int	17-30-1	13-23-1
Average Per Attempt	8.6	8.1
Average Per Completion	15.1	14.3
Passing Touchdowns	2	1
TOTAL OFFENSE YARDS	619	434
Total offense plays	69	62
Average Gain Per Play	9.0	7.0
Fumbles: Number-Lost	3-0	0-0
Penalties: Number-Yards	6-60	3-25
PUNTS-YARDS	2-84	5-217
KICKOFFS-YARDS	8-534	5-320
Kickoff returns: Number-Yds-TD	5-87-0	4-96-0
Average Per Return	17.4	24.0
Interceptions: Number-Yds-TD	1-15-0	1-26-0
Possession Time	31:49	28:11
Third-Down Conversions	8 of 14	5 of 11
Fourth-Down Conversions	0 of 1	0 of 0
Red-Zone Scores-Chances	4-4	4-4
Sacks By: Number-Yards	0-0	1-4

INDIVIDUAL STATS

Rushing	Att.	Net Yds.	TD
Colorado State			
Johnson, G.	27	285	2
Morton, D.	3	41	0
Stucker, G.	2	6	0
Mosure, J.	2	17	0
Bell, K.	2	6	0
Farris, B.	3	-1	0
Fresno State			
Harding, Anthony	18	120	2
Miller, Lonyae	13	113	2
Mathews, Ryan	4	13	0
Wylie, Devon	1	6	0
Brandstater, Tom	2	4	0
West, Chastin	1	-8	0


Passing	A-C-I	TD	Yds.
Colorado State			
Farris, B.	29-17-1	2	257
Borcky, T.J.	1-0-0	0	0
Fresno State			
Brandstater, Tom	A-C-I 23-13-1	1	186

Receiving	Att.	Yds.	TD
Colorado State			
Johnson, G.	5	90	0
Pauga, Z.	4	36	0
Morton, D.	3	29	0
Greer, R.	1	69	1
Sperry, K.	1	22	1
Fresno State			
Ajirotutu, Seyi	3	81	0
Pascoe, Bear	3	39	0
Moore, Marlon	3	25	0
Evans, Rashad	1	28	0
Harding, Anthony	1	8	0
Skidmore, Ryan	1	7	1

DEFENSIVE LEADERS

Tackles (UA-A)
 COLORADO STATE: Brewer, R. 6-4; Galusha, J. 7-2; Pagnotta, M. 6-3; Sisson, M. 3-3; Oppenheer, N. 3-3; Horinek, J. 2-2; Clark, J. 1-3; Owens, B. 2-0.
 FRESNO STATE: Carter, C. 2-7; Plummer, S. 4-4; Bell, L. 3-5; Jacobs, B. 3-4; Herron, N. 1-6; Dunn, D. 2-4; Harris, M. 2-3; Ike, I. 2-2; Davis, S. 1-3; Jorde, J. 3-0.

Sacks (No.-Yds.)
 COLORADO STATE: None
 FRESNO STATE: Ike, I. 1.0-4



FRESNO STATE BOWL GAMES

NEW MEXICO BOWL 2

WYOMING 35

FRESNO STATE 28

Dec. 19, 2009 • Albuquerque, N.M.

Score by Quarters	1	2	3	4	2OT	Score
Wyoming	7	7	3	11	7	35
Fresno State	0	14	7	7	0	28



Scoring Summary

WY	ALEXANDER, A. 68 yd run (WATTS, Ian kick)
FS	Mathews, Ryan 4 yd run (Goessling, K. kick)
WY	BOLLING, Greg 21 yd pass from CARTA-SAMUELS,A (WATTS, Ian Kick)
FS	Hamler, Jamel 10 yd pass from Colburn, Ryan (Goessling, K. kick)
FS	Hamler, Jamel 43 yd pass from West, Chastin (Goessling, K. kick)
WY	WATTS, Ian 40 yd field goal
FS	Mathews, Ryan 5 yd run (Goessling, K. kick)
WY	LEONARD, David 11 yd pass from CARTA-SAMUELS,A (BOLLING, Greg pass from CARTA-SAMUELS,A)
WY	WATTS, Ian 37 yd field goal
WY	LEONARD, David 13 yd pass from CARTA-SAMUELS,A (WATTS, Ian kick)

ALBUQUERQUE, N.M. – Freshman Austyn Carta-Samuels threw three touchdown passes, the last a 13-yarder to David Leonard in the second overtime Saturday, and Wyoming beat Fresno State 35-28 in the New Mexico Bowl.

The first of 34 bowls was a high-scoring matchup that was decided by defense.

Wyoming (7-6) stopped the nation's leading rusher, Fresno State's Ryan Mathews, on three rushing attempts from the 1 in the first overtime. The Bulldogs (8-5) tried a quarterback sneak on fourth down and came up short.

The Cowboys scored on the first possession in double overtime, then held Fresno State on downs.

The Bulldogs were playing in their 10th bowl game in the last 11 seasons and for the second straight year played in the New Mexico Bowl.

Game Notes:

- Fresno State made its 10th bowl appearance in the last 11 seasons.
- Ryan Mathews scored his 37th and 38th career rushing touchdowns in the game, tying a New Mexico Bowl record for most rushing TDs in game. His first tied the game at 7-7 with a 4-yard run. That followed a big fourth down conversion in which Mathews reeled off a 29-yard run to put the ball at the 4 yard line. His touchdown extended his career school record.
- Mathews posted his 11th 100-yard rushing game of the season, most by a back in school history and tying the WAC record set in 2000 by LaDainian Tomlinson of TCU.
- On the day, Mathews had 144 yards on 31 carries. He finishes his third season at Fresno State second for career rushing with 3,280 yards on 530 carries with 38 TDs to average 6.2 yards per carry. Mathews ran for 1,808 yards in 2009, surpassing Rodney Davis's record of 1,586 by 222 yards.
- In the WAC record book, Mathews finishes fourth in single season rushing yards, 16th all-time in career rushing yards and 12th in rushing touchdowns.
- Jamel Hamler's two-touchdown game gives him four in the last four games. Two of those touchdowns were acrobatic, as he scored with 2 seconds remaining against Illinois as he stretched the ball across the goal line and then a leaping catch against Wyoming and landing with his feet in bounds. Replays on both plays proved touchdowns were the correct calls on the field. He added his second TD of the game on a reverse pass from fellow receiver Chastin West.
- Hamler's two touchdowns tied a New Mexico Bowl record for most in a game, held by five other players in including teammates Lonyae Miller (2008), Anthony Harding (2008) and Ryan Mathews (2009).
- Ben Jacob's blocked kick at the end of the half of a 50-yard field goal attempt by the Cowboys was the fifth of his career. It was Fresno State's fifth of the season, 84th of the Pat Hill era and the 49th since 2002, most in the nation. It was the second on New Mexico Bowl history.
- Chastin West completed his first pass attempt of his career, a 43-yard pass to Jamel Hamler on Fresno State's first drive of the third quarter to give the Dogs their first lead of the game, 21-14.
- Junior Chris Lewis got his first career interception and had a 27-yard interception return, breaking a New Mexico Bowl game record for most return yards on an interception. His interception was tipped by Cornell Banks and he returned to the Wyoming 6 yard line. Mathews scored two plays later to give the Dogs a 28-17 lead.
- Senior Wilson Ramos made his first quarterback sack of the season, UW dropping quarterback Austyn Carta-Samuels in the third quarter.
- The game was the first overtime game in New Mexico Bowl history and Fresno State's second double-overtime game in the 2009 season.

TEAM STATS

	FS	WY
FIRST DOWNS	19	26
Rushing	10	14
Passing	8	11
Penalty	1	1
NET YARDS RUSHING	197	234
Rushing Attempts	44	50
Average Per Rush	4.5	4.7
Rushing Touchdowns	2	1
Yards Gained Rushing	206	271
Yards Lost Rushing	9	37
NET YARDS PASSING	169	204
C-A-I	14-20-0	18-33-1
Average Per Attempt	8.4	6.2
Average Per Completion	12.1	11.3
Passing Touchdowns	2	3
TOTAL OFFENSE YARDS	366	438
Total offense plays	64	83
Average Gain Per Play	5.7	5.3
Fumbles: Number-Lost	2-2	1-0
Penalties: Number-Yards	5-61	3-19
PUNTS-YARDS	3-139	3-112
Average Yards Per Punt	46.3	37.3
Net Yards Per Punt	38.0	38.0
Inside 20	1	1
50+ Yards	1	0
Touchbacks	1	0
Fair catch	0	0
KICKOFFS-YARDS	5-335	6-345
Average Yards Per Return	67.0	57.5
Net Yards Per Kickoff	51.6	39.3
Touchbacks	1	0
Punt returns: #-Yards-TD	2--2-0	1-5-0
Average Per Return	-1.0	5.0
Kickoff returns: #-Yds-TD	5-109-0	3-57-0
Average Per Return	21.8	19.0
Interceptions: #-Yds-TD	1-27-0	0-0-0
Fumble Returns: #-Yds-TD	0-0-0	0-0-0
Miscellaneous Yards	0	0
Possession Time	26:47	33:13
1st Quarter	7:46	7:14
2nd Quarter	7:06	7:54
3rd Quarter	8:42	6:18
4th Quarter	3:13	11:47
OT Quarter	0:00	0:00
Third-Down Conversions	2 of 10	9 of 20
Fourth-Down Conversions	2 of 4	4 of 4
Red-Zone Scores-Chances	3-5	2-2
Sacks By: Number-Yards	2-9	3-5
PAT Kicks	4-4	3-3
Field Goals	0-0	2-4



FRESNO STATE BOWL GAMES

uDROVE HUMANITARIAN BOWL

NORTHERN ILLINOIS 40

FRESNO STATE 17

Dec. 18, 2010 • Boise, Idaho

Score by Quarters	1	2	3	4	Score
Northern Illinois	6	17	10	7	40
Fresno State	7	3	0	7	17

SCORING SUMMARY

FS	Hamler, Jamel 11 yd pass from Colburn, Ryan (Goessling, kick)
NIU	HARNISH, Chand 7 yd run (CKLAMOVSKI, M kick failed)
NIU	HARNISH, Chand 28 yd run (CKLAMOVSKI, M kick)
NIU	CKLAMOVSKI, M 45 yd field goal
FS	Goessling, 45 yd field goal
NIU	SKARB, Kyle 22 yd pass from HARNISH, Chand (CKLAMOVSKI, M kick)
NIU	CKLAMOVSKI, M 51 yd field goal
NIU	SPANN, Chad 18 yd run (CKLAMOVSKI, M kick)
NIU	SPANN, Chad 8 yd run (CKLAMOVSKI, M kick)
FS	Evans, Rashad 11 yd pass from Colburn, Ryan (Goessling, kick)

BOISE, Idaho--The Dogs got out to a fast start in the first quarter, forcing the Huskies to turn the ball over on downs on their opening possession. The Bulldogs responded with a 69-yard scoring drive, capped by Colburn's 11-yard scoring strike to Jamel Hamler, who was named the Most Valuable Player for Fresno State.

Colburn was 28-for-38 on the night and threw for two touchdowns.

The Bulldogs finished the 2010 season with an 8-5 record and made its 11th bowl appearance in 12 seasons. Overall, the 'Dogs have played in 24 bowl games in school history.

Freshman Jalen Saunders recorded a career-high 58 yards on five carries for the most rushing yards of the night. His longest rush was 19-yards.

Kicker Kevin Goessling hit a field goal, his 21st of the season, from 45-yards.



Team Stats	NIU	FS
FIRST DOWNS	22	26
Rushing	7	5
Passing	14	17
Penalty	1	4
NET YARDS RUSHING	203	74
Rushing Attempts	28	35
Avg. Per Rush	7.2	2.1
Rushing Touchdowns	4	0
Yards Gained Rushing	208	120
Yards Lost Rushing	5	46
NET YARDS PASSING	300	288
C-A-I	17-27-028-38-0	
Avg. Per Attempt	11.1	7.6
Avg. Per Completion	17.6	10.3
Passing Touchdowns	1	2
TOTAL OFFENSE YARDS	503	362
Total offense plays	55	73
Average Gain Per Play	9.1	5.0
Fumbles: Number-Lost	1-0	2-1
Penalties: Number-Yards	6-65	4-43
PUNTS-YARDS	0-0	3-91
Average Yards Per Punt	0.0	30.3
Net Yards Per Punt	0.0	30.3
Inside 20	0	1
50+ Yards	0	0
Touchbacks	0	0
Fair catch	0	2
KICKOFFS-YARDS	8-529	4-257
Avg. Yards Per Kickoff	66.1	64.2
Interceptions: Number-Yds-TD	0-0-0	0-0-0
Fumble Returns: Number-Yds-TD	0-0-0	0-0-0
Miscellaneous Yards	0	0
Possession Time	24:07	35:53
1st Quarter	6:02	8:58
2nd Quarter	6:23	8:37
3rd Quarter	6:07	8:53
4th Quarter	5:35	9:25
Third-Down Conversions	2 of 6	6 of 15
Fourth-Down Conversions	0 of 2	1 of 3
Red-Zone Scores-Chances	3-3	2-3
Touchdowns	3-3	2-3
Field goals	0-3	0-3
Sacks By: Number-Yards	6-36	0-0
PAT Kicks	4-5	2-2
Field Goals	2-2	1-2



FRESNO STATE BOWL GAMES

SHERATON HAWAII BOWL

SMU 43

FRESNO STATE 10

Dec. 24, 2012 • Honolulu, Hawai'i (Aloha Stadium)

Score by Quarters	1	2	3	4	Score
Fresno State (9-4, 7-1 MW)	0	0	7	3	10
SMU (7-6, 5-3 C-USA)	0	22	7	14	43



SCORING SUMMARY

					Drive	Time	Score
SMU	2nd	14:07	GILBERT, G. 17 yd run (HOVER kick)		5-93	2:26	0-7
SMU	2nd	12:16	HOVER, Chase 30 yd field goal		4-3	0:56	0-10
SMU	2nd	10:50	HUNT, Margus safety		--	--	0-12
SMU	2nd	05:24	LINE, Zach 8 yd run (HOVER kick)		11-67	5:18	0-19
SMU	2nd	01:37	HOVER, Chase 48 yd field goal		4--5	2:11	0-22
FS	3rd	10:21	ADAMS, Davante 6 yd pass from CARR, Derek (BRESHEARS kick)		3-15	1:05	7-22
SMU	3rd	07:01	JOHNSON, Darius 21 yd pass from GILBERT, G. (HOVER kick)		7-75	3:20	7-29
FS	4th	13:21	BRESHEARS, Quen 32 yd field goal		7-72	1:30	10-29
SMU	4th	09:05	REED, Taylor 69 yd interception return (HOVER kick)		--	--	10-36
SMU	4th	01:14	GREENBAUER, H. 83 yd interception return (HOVER kick)		--	--	10-43

HONOLULU- The SMU Mustangs denied the Fresno State football team a chance at registering its first 10-win season since 2001, as they defeated the Bulldogs 43-10 Monday in the 2012 Sheraton Hawai'i Bowl at Hawaiian Airlines Field at Aloha Stadium.

The loss ends Fresno State's five-game winning streak it carried with them after capturing the Mountain West title in its first season in the league. The Bulldogs end the season with a 9-4 overall record while SMU finished 7-6.

"I was surprised, I thought it was going to be a very competitive game," said head coach Tim DeRuyter, who already had become the winningest first-year coach in Fresno State history. "People were talking about the explosive offensives, but we thought both defenses were pretty good and it was going to come down to take-aways. They are a well-coached team, got good players and out-played us today."

SMU's defense out powered the Bulldog offense, forcing the 'Dogs to turn the ball over four times and sacking Derek Carr seven times. Margus Hunt, the SMU MVP of the Sheraton Hawai'i Bowl, had two of those sacks, one of which was in the end zone for a safety and he forced a fumble on the other.

The seven sacks Fresno State allowed in the game were the most all year. The Bulldogs had five sacks of their own, which was the third time this year they registered five sacks in a game.

"We got to protect better, but give SMU all the credit they did a heck of a job," DeRuyter said. "I thought in the first half [Hunt] was clearly a problem for us. He did a heck of a job and was a beast to be blocked."

The Mustangs held a 22-0 lead at the half. Fresno State, set up by a 50-yard interception return by Sean Alston, got on the board early in the third with a Carr six-yard touchdown pass to Davante Adams.

However, SMU countered on the drive after that with a seven-play, 75-yard touchdown drive to take the wind out of the Bulldogs' sail.

Carr finished the game completing 33-of-54 passes for 362 yards and one touchdown with two interceptions. He set a new Mountain West single-season record for passing yards with 4,104, which is just the second 4,000-yard passing season in school history.

"We got humbled. Sometimes I guess you don't want to say that, but you may need that," Carr said. "I know this gives us something to work for in the offseason. I can't wait to move on from this one and get going."

Adams' touchdown gave him a TD reception in eight-straight games to end the year. He tied Henry Ellard's record set back in 1982 for consecutive games with a touchdown.

Adams was named the Bulldog MVP of the Sheraton Hawai'i Bowl. He finished the game with 13 catches for 144 yards and the one touchdown. This was his third-straight 100-yard receiving game and sixth this year, which ties for the third-most in Bulldog history.

The Bulldog defense, which has already recorded the biggest turnover turnaround from one year to the next, got two turnovers in the game. Alston was responsible for both, picking off two passes and he extended Fresno State's streak to 11-straight games with a pick. That is the longest active streak in the FBS.

DeRuyter said the Bulldogs will now be able to build off this season and use this loss to relight the team's fire going into the offseason.

"We challenged our returning guys to use this as motivation for next year, we are not where we need to be," DeRuyter said. "I hate that this obviously takes a little bit of the shine of this season that we didn't finish the way we wanted to, especially for these seniors, but I'm sure this is motivation for these guys."

Team Stats	FS	SMU
FIRST DOWNS	21	15
Rushing	3	9
Passing	18	6
Penalty	0	0
NET YARDS RUSHING	-16	169
Rushing Attempts	22	37
Avg. Per Rush	-0.7	4.6
Rushing Touchdowns	0	2
Yards Gained Rushing	51	199
Yards Lost Rushing	67	30
NET YARDS PASSING	362	212
C-A-I	33-55-2	14-28-2
Avg. Per Attempt	6.6	7.6
Avg. Per Completion	11.0	15.1
Passing Touchdowns	1	1
TOTAL OFFENSE YARDS	346	381
Total offense plays	77	65
Average Gain Per Play	4.5	5.9
Fumbles: Number-Lost	2-2	1-0
Penalties: Number-Yards	3-15	3-15
PUNTS-YARDS	6-288	5-179
Average Yards Per Punt	38.0	35.8
Net Yards Per Punt	32.2	35.8
Inside 20	2	3
50+ Yards	0	0
Touchbacks	0	0
Fair catch	2	3
KICKOFFS-YARDS	4-259	8-495
Avg. Yards Per Kickoff	64.8	61.9
Punt Returns: #-Yds-TD	0-0-0	2-35-0
Kickoff Returns: #-Yds-TD	7-139-0	1-17-0
Interceptions: #-Yds-TD	2-50-0	2-152-2
Fumble Returns: #-Yds-TD	0-0-0	2-32-0
Miscellaneous Yards	0	0
Possession Time	26:41	33:19
1st Quarter	6:29	8:31
2nd Quarter	5:34	9:26
3rd Quarter	5:44	9:16
4th Quarter	8:54	6:06
Third-Down Conversions	4-of-14	8-of-17
Fourth-Down Conversions	0-of-2	0-of-0
Red-Zone Scores-Chances	2-of-3	4-of-4
Touchdowns	1-of-3	2-of-4
Field goals	1-of-3	2-of-4
Sacks By: Number-Yards	5-24	7-53
PAT Kicks	1-of-1	5-of-5
Field Goals	1-of-1	2-of-3



FRESNO STATE BOWL GAMES

ROYAL PURPLE LAS VEGAS BOWL

No. 21/20 FRESNO STATE 20

USC 45

Dec. 21, 2013 • Las Vegas, Nev. (Sam Boyd Stadium)



Score by Quarters	1	2	3	4	Score
Fresno State (11-2, 7-1 MW)	6	0	7	7	20
USC (10-4, 6-3 Pac-12)	14	21	3	7	45

SCORING SUMMARY

					Drive	Time	Score
USC	1st	08:54	Lee, M. 10 yd pass from Kessler, C. (Heidari kick)		12-65	6:06	0-7
FS	1st	08:33	BURSE, I. 8 yd pass from CARR, D. (MCGUIRE kick blocked)		3-33	0:21	6-7
USC	1st	06:22	Agholor, N. 40 yd pass from Kessler, C. (Heidari kick)		5-65	2:11	6-14
USC	2nd	09:05	Agholor, N. 17 yd pass from Kessler, C. (Heidari kick)		9-65	5:19	6-21
USC	2nd	07:27	Allen, J. 24 yd run (Heidari kick)		2-30	0:47	6-28
USC	2nd	00:37	Lee, M. 40 yd pass from Kessler, C. (Heidari kick)		6-88	3:41	6-35
FS	3rd	11:42	ADAMS, D. 23 yd pass from CARR, D. (MCGUIRE kick)		6-37	1:54	13-35
USC	3rd	06:44	Heidari, Andre 39 yd field goal		9-48	4:51	13-38
FS	4th	14:40	SMITH, D. 41 yd interception return (MCGUIRE kick)		--	--	20-38
USC	4th	04:44	Allen, J. 1 yd run (Heidari kick)		12-80	7:14	20-45



LAS VEGAS - USC scored five first-half touchdowns to open up a 29-point point lead and cruised to a 45-20 win over the 21st-ranked Fresno State Bulldogs at Sam Boyd Stadium in the 2013 Royal Purple Las Vegas Bowl.

"Clearly early in the game, we didn't make enough plays to get into a rhythm," head coach Tim DeRuyter said. "We have a lot of respect for USC, they have a lot of good players and are really well coached. They came out very inspired today and you have to give coach [Clay] Helton credit."

Despite losing its fifth-straight bowl game, Fresno State's season is still one of the greatest in school history. The Bulldogs close the year with an 11-2 record, tying the school record for

victories.

"This team won 11 ball games and won a second-straight conference championship," DeRuyter said. "I know in my heart that we had a really fine football team and I'm very proud of them. We didn't play our best game today and that goes on me, I got to do a better job getting our guys ready."

Trojan quarterback Cody Kessler set new career-highs with 344 yards passing and four touchdowns to lead USC in its victory. The Trojans (10-4) racked up 487 total yards against the Bulldogs.

Fresno State's offense struggled against the USC defense that came into the game ranked 16th nationally in total defense. The 'Dogs only converted 2-of-14 third-down attempts and finished with 254 total yards, the lowest output of the season.

"They're a good defense for a reason," DeRuyter said. "They're physically very, very good and did a nice job mixing things up."

Bulldog safety Derron Smith, a two-time first-team All-Mountain West selection, led Fresno State on the day. He set a new career-high with 18 tackles and had an interception that he returned 41 yards for a touchdown. It was his seventh pick of the season and 14th of his career.

"Schematically wise, they don't do anything too confusing, they just have a lot of athletes all over the field," Smith said of USC's offense. "They got a good solid quarterback and a tough run game."

USC scored touchdowns on five of its seven drives in the first half to jump out to a 35-6 lead. The Bulldogs only converted 1-of-8 third down attempts in that first half and were out-gained by 175 yards.

After Karl Mickelsen recovered a muffed punt that came following Fresno State's first drive of the third quarter, Derek Carr hit Davante Adams on a 23-yard touchdown pass for his 50th TD of the season.

On that play Carr became just the fourth quarterback in FBS history to throw for over 5,000 yards in a season and have 50 touchdown passes. He finished the game going 30-for-54 passing for 217 yards and two touchdowns against one interception.

"It's been so fun," Carr said when asked to reflect on his storybook career at Fresno State. "It's bittersweet, like I [say all the time] I should be a Bulldog for the next 20 years, but I got to feed [my son] Dallas."

Isaiah Burse had six catches for 39 yards and one touchdown in the game where he went over 1,000 yards receiving for the season. With Davante Adams and Josh Harper already having over 1,000 yards, the Bulldogs became the fifth team in FBS history to have three 1,000-yard receivers in a season.

Adams set a new MW single-season record for catches in a year with 131 after catching nine passes for 74 yards and a touchdown against USC. He finished his record season with 24 touchdown catches, which is the fourth-most in FBS history.

The 2013 season was a record-setting one for Fresno State. The Bulldogs are 20-6 in two seasons under DeRuyter and have a promising future ahead of them.

"I think it's good, we got a lot of talented players, great coaches and the sky is the limit," Smith said of the outlook for the program. "We just got to keep working and using this as fuel for next year."

Team Stats	FS	USC
FIRST DOWNS	14	24
Rushing	1	10
Passing	9	14
Penalty	4	0
NET YARDS RUSHING	37	154
Rushing Attempts	6	46
Avg. Per Rush	6.2	3.3
Rushing Touchdowns	0	2
Yards Gained Rushing	37	194
Yards Lost Rushing	0	40
NET YARDS PASSING	216	345
C-A-I	29-55-1	22-30-1
Avg. Per Attempt	3.9	11.5
Avg. Per Completion	7.4	15.7
Passing Touchdowns	2	4
TOTAL OFFENSE YARDS	253	499
Total offense plays	61	76
Average Gain Per Play	4.1	6.6
Fumbles: Number-Lost	0-0	1-1
Penalties: Number-Yards	5-45	10-101
PUNTS-YARDS	8-359	4-144
Average Yards Per Punt	44.9	36.0
Net Yards Per Punt	42.8	36.0
Inside 20	2	0
50+ Yards	2	0
Touchbacks	1	0
Fair catch	3	4
KICKOFFS-YARDS	4-167	7-485
Avg. Yards Per Kickoff	41.8	69.3
Punt Returns: #-Yds-TD	0-0-0	2--3-0
Kickoff Returns: #-Yds-TD	6-119-0	3-14-0
Interceptions: #-Yds-TD	1-41-1	1-0-0
Fumble Returns: #-Yds-TD	0-0-0	0-0-0
Miscellaneous Yards	0	0
Possession Time	18:33	41:27
1st Quarter	4:10	10:50
2nd Quarter	5:12	9:48
3rd Quarter	6:04	8:56
4th Quarter	3:07	11:53
Third-Down Conversions	2-of-14	6-of-13
Fourth-Down Conversions	1-of-3	2-of-2
Red-Zone Scores-Chances	1-of-2	4-of-4
Touchdowns	1-of-2	3-of-4
Field goals	0-of-2	1-of-4
Sacks By: Number-Yards	1-17	0-0
PAT Kicks	2-of-3	6-of-6
Field Goals	0-of-0	1-of-1



FRESNO STATE BOWL GAMES

HAWAII BOWL

RICE 30

FRESNO STATE 6

Dec. 24, 2014 • Honolulu, Hawai'i (Aloha Stadium)

Score by Quarters	1	2	3	4	Score
Fresno State (6-9)	3	3	0	0	6
Rice (8-5)	16	0	7	7	30



SCORING SUMMARY

			Drive	Time	Score
RICE	1st	10:32	HAIRSTON, J. 21 yd field goal	11-71	4:28 0-3
FS	1st	02:16	KROENING, K. 44 yd field goal	10-37	3:11 3-3
RICE	1st	00:23	TAYLOR, J. 14 yd pass from JACKSON, D. (HAIRSTON, J. kick failed)	5-78	1:48 3-9
RICE	1st	00:04	HULL, M. 69 yd pass from JACKSON, D. (HAIRSTON, J. kick)	1-69	0:11 3-16
FS	2nd	08:53	KROENING, K. 40 yd field goal	10-51	2:43 6-16
RICE	3rd	06:18	PARKS, D. 40 yd pass from JACKSON, D. (HAIRSTON, J. kick)	7-73	2:48 6-23
RICE	4th	10:07	DILLARD, D. 1 yd run (HAIRSTON, J. kick)	2-59	0:27 6-30



HONOLULU - Rice outgained Fresno State 463-255 as the Owls handed the Bulldogs their sixth-straight bowl defeat with a 30-6 victory on Christmas Eve in the 2014 Hawai'i Bowl at Hawaiian Airlines Field at Aloha Stadium.

"Give Rice credit, they played very well today," head coach Tim DeRuyter said. "Played with a lot of energy and got after our offense. On offense, they made some big plays. Give them the credit, they finished the season after starting 0-3, they finished the season the way we wanted to finish the season, but we didn't get it done."

The Bulldogs conclude their season with a 6-8 record while Rice finishes 8-5. This game was a matchup of two teams that both started their seasons out 0-3, but rebounded to make a bowl game. Since 1980, 496 teams had started out 0-3, but Rice and Fresno State became just the 20th and 21st of those teams to make it to a bowl game.

"Clearly it is frustrating," DeRuyter said. "You prepare in practice, I thought our guys were extremely competitive in practice. When you come out against a good Rice team and get outplayed that hurts. Each year is different, you have a different identity each year, but when you play in bowl games obviously you play against good teams. They are well coached and we've got to figure out a way to get over the top."

The Owls were led by quarterback Driphus Jackson who threw three touchdowns passes to three different players and completed 15-of-24 attempts for 318 yards. Jackson was named Rice's MVP of the game while the MVP award for Fresno State went to inside linebacker Karl Mickelsen.

Mickelsen tied for the team lead with 11 tackles, had a career-high 3.5 tackles for a loss and one sack.

"This one hurts the most just because as a senior you don't like losing your last game going out," Mickelsen said.

Fresno State struggled offensively, getting just 93 yards passing in the game. The 'Dogs did not score a touchdown in the game for the first time since Nov. 19, 2010 when they were shutout at No. 3 Boise State.

Running backs Marteze Waller and Josh Quezada tried to carry their load, combining to account for 134 of Fresno State 255 yards in the game. Waller had 76 yards rushing while Quezada had 52 and a pair of catches for six yards.

Quarterback Brian Burrell was 10-of-20 passing for 44 yards with two interceptions.

Derron Smith, who is one of just 11 players in school history to be named first-team all-conference three times, finished the game with seven tackles. He concludes his career with 304 tackles - one of just six players ever at Fresno State to post over 300 tackles in a career.

Rice scored a pair of touchdowns in the span of 19 seconds at the end of the first quarter to open up a 16-3 lead. The 'Dogs gave up a 14-yard Jackson to Jordan Taylor TD pass and then right after a Burrell interception, Jackson hit Mario Hull on a 69-yard touchdown pass.

All that Fresno State was able to muster up in the first half was a pair of field goals from true freshman kicker Kody Kroening. The first was a 44-yarder in the first quarter and the second was from 40 in the second.

Quezada was mainly the only productive Bulldog on offense in the first half, as he had 49 rushing yards while the 'Dogs as a team totaled just 90 yards in the first half. Rice led 16-6 at the break.

After the tough opening quarter, the Bulldogs held Rice to just four total yards in the second quarter. They came out fired up in the third quarter, but that only lasted for one drive before missed tackles cost the 'Dogs on Jackson's third touchdown pass of the game. Jackson found Dennis Parks at the line of scrimmage on the Bulldogs sideline and two defenders couldn't get Parks down on the scoring play that gave Rice a 23-6 lead.

Fresno State could not pull itself back into the game and ended up losing its sixth-straight bowl game and second in the last three years playing in the Hawai'i Bowl.

Team Stats	FS	Rice
FIRST DOWNS	15	16
Rushing	7	7
Passing	6	8
Penalty	2	1
NET YARDS RUSHING	162	137
Rushing Attempts	42	40
Avg. Per Rush	3.9	3.4
Rushing Touchdowns	0	1
Yards Gained Rushing	205	163
Yards Lost Rushing	43	26
NET YARDS PASSING	93	326
C-A-I	17-38-2	16-26-0
Avg. Per Attempt	2.4	12.5
Avg. Per Completion	5.5	20.4
Passing Touchdowns	0	3
TOTAL OFFENSE YARDS	255	463
Total offense plays	80	66
Average Gain Per Play	3.2	7.0
Fumbles: Number-Lost	1-0	0-0
Penalties: Number-Yards	1-15	12-100
PUNTS-YARDS	6-261	8-324
Average Yards Per Punt	43.5	40.5
Net Yards Per Punt	42.2	36.9
Inside 20	2	1
50+ Yards	1	0
Touchbacks	0	1
Fair catch	3	5
KICKOFFS-YARDS	3-189	6-374
Avg. Yards Per Kickoff	63.0	62.3
Punt Returns: #-Yds-TD	2-9-0	2-8-0
Kickoff Returns: #-Yds-TD	2-40-0	2-41-0
Interceptions: #-Yds-TD	0-0-0	2-0-0
Fumble Returns: #-Yds-TD	0-0-0	0-0-0
Miscellaneous Yards	0	0
Possession Time	24:45	32:15
1st Quarter	6:35	8:25
2nd Quarter	8:19	6:41
3rd Quarter	7:51	7:09
4th Quarter	5:00	10:00
Third-Down Conversions	7-of-21	3-of-14
Fourth-Down Conversions	0-of-4	0-of-1
Red-Zone Scores-Chances	0-of-1	3-of-3
Touchdowns	0-of-1	2-of-3
Field goals	0-of-1	1-of-3
Sacks By: Number-Yards	2-14	4-24
PAT Kicks	0-of-0	3-of-4
Field Goals	2-of-3	1-of-1



FRESNO STATE BOWL GAMES

HAWAII BOWL

FRESNO STATE 33

HOUSTON 27

Dec. 24, 2014 • Honolulu, Hawai'i (Aloha Stadium)

Score by Quarters	1	2	3	4	Score
Fresno State (10-4, 7-1 MW)	0	13	7	13	33
Houston (7-5, 5-3 AAC)	7	3	10	7	27



SCORING SUMMARY

					Drive	Time	Score
HOU	1st	11:35	OLIVER, Ed 1 yd run (NOVIKOFF, Caden kick)		4-63	1:33	0-7
FS	2nd	14:13	McMARYION, M. 1 yd run (CAMACHO, Jimmy kick)		11-68	2:34	7-7
FS	2nd	09:45	CAMACHO, Jimmy 27 yd field goal		9-60	3:44	10-7
HOU	2nd	07:17	NOVIKOFF, Caden 31 yd field goal		8-69	2:22	10-10
FS	2nd	00:00	CAMACHO, Jimmy 38 yd field goal		10-50	1:11	13-10
HOU	3rd	07:57	NOVIKOFF, Caden 31 yd field goal		10-45	4:39	13-13
FS	3rd	04:21	McMARYION, M. 6 yd run (CAMACHO, Jimmy kick)		9-75	3:38	20-13
HOU	3rd	02:54	MYRES, A. 94 yd blocked FG return (NOVIKOFF, Caden kick)		--	--	20-20
FS	4th	13:56	CAMACHO, Jimmy 26 yd field goal		10-81	3:50	23-20
FS	4th	06:00	CAMACHO, Jimmy 33 yd field goal		13-66	5:01	26-20
FS	4th	03:49	BRYANT, Jaron 44 yd interception return (CAMACHO, Jimmy kick)		--	--	33-20
HOU	4th	00:45	BONNER, Linell 2 yd pass from KING, D'Eriq (NOVIKOFF, Caden kick)		16-76	2:55	33-27



HONOLULU - Securing its 10th 10-win season in program history and picking up its first bowl win since 2007, the Fresno State Bulldogs defeated the Houston Cougars, 33-27 in the Hawai'i Bowl on Sunday evening at Aloha Stadium.

"I can't say enough about this team and the coaching staff," said head coach Jeff Tedford. "To go from one win to 10 wins is a great accomplishment and these guys are such great kids, they've worked really hard and I'm so proud of the effort they gave all year. These guys deserve everything they're getting right now, because they did buy in and they worked really hard to get this done."

Only the second team in Football Bowl Subdivision history to go from a season with double-digit losses to a season with double-digit wins, the Bulldogs used a strong game offensively from junior quarterback Marcus McMaryion and the leg of senior kicker Jimmy Camacho.

McMaryion had a career-night, completing 33-of-48 through the air for 342 yards and added 50 yards and a pair of touchdowns on the ground on his way to Most Valuable Player honors. His 33 completions tied a Hawai'i Bowl record as he now shares that mark with former Bulldog gunslinger Derek Carr who also completed 33 passes in the 2012 Hawai'i Bowl. Junior wide receiver KeeSean Johnson led the Bulldogs' pass-catching corps with eight receptions for 95 yards while sophomore tight end Jared Rice added six catches for 84 yards. On the ground, Fresno State ran for 131 yards as sophomore running back Josh Hokit led the way with 64 yards on 11 carries.

Defensively, first-team All-Mountain West linebacker Jeffrey Allison led a stingy Bulldog defense with 13 tackles, eight solo, and added one tackle for loss. Sophomore safety Mike Bell made seven tackles, six solo, and junior linebacker George Helmuth added six solo tackles. Sophomore defensive backs Juju Hughes (fumble recovery) and Jaron Bryant (INT returned for a TD) accounted for the Bulldogs' two turnovers. The Fresno State defense held the Houston offense to 341 yards of total offense limiting the Cougars to 72 rushing yards.

Team Stats	FS	HOU
FIRST DOWNS	26	17
Rushing	8	3
Passing	15	13
Penalty	3	1
NET YARDS RUSHING	131	72
Rushing Attempts	39	30
Average Per Rush	3.4	2.4
Rushing Touchdowns	2	1
Yards Gained Rushing	157	89
Yards Lost Rushing	26	17
NET YARDS PASSING	342	269
Completions-Attempts-Int	33-49-1	23-43-1
Average Per Attempt	7.0	6.3
Average Per Completion	10.4	11.7
Passing Touchdowns	0	1
TOTAL OFFENSE YARDS	473	341
Total offense plays	88	73
Average Gain Per Play	5.4	4.7
Fumbles: Number-Lost	1-1	1-1
Penalties: Number-Yards	7-52	6-44
PUNTS-YARDS	3-137	5-217
Average Yards Per Punt	45.7	43.4
Net Yards Per Punt	45.7	43.2
Inside 20	1	2
50+ Yards	1	1
Touchbacks	0	0
Fair catch	2	4
KICKOFFS-YARDS	7-435	5-324
Average Yards Per Kickoff	62.1	64.8
Net Yards Per Kickoff	44.9	43.0
Touchbacks	3	1
Punt returns: Number-Yards-TD	1-1-0	0-0-0
Average Per Return	1.0	0.0
Kickoff returns: Number-Yds-TD	4-84-0	4-46-0
Average Per Return	21.0	11.5
Interceptions: Number-Yds-TD	1-44-1	1-0-0
Fumble Returns: Number-Yds-TD	0-0-0	0-0-1
Miscellaneous Yards	0	94
Possession Time	33:18	26:42
1st Quarter	7:10	7:50
2nd Quarter	8:57	6:03
3rd Quarter	10:21	4:39
4th Quarter	6:50	8:10
Third-Down Conversions	7-of-19	9-of-19
Fourth-Down Conversions	1-of-1	1-of-2
Red-Zone Scores-Chances	5-6	4-4
Touchdowns	2-6	2-4
Field goals	3-6	2-4
Sacks By: Number-Yards	2-10	1-7
PAT Kicks	3-3	3-3
Field Goals	4-6	2-3
Points off turnovers	7	3



FRESNO STATE BOWL GAME RECORDS

TEAM BOWL RECORDS

RUSHING

Most rushes:..... 56 vs. USC, 1992 Freedom Bowl IX
Most net yards gained:.....
 260 vs. Colorado State, 2008 New Mexico Bowl
Most TDs:...4 vs. Bowling Green, 1985 California Bowl V

PASSING

Most attempts: 63 vs. Colorado, 1993 Jeep Eagle Aloha Bowl
Most completions:.....
 37 vs. Colorado, 1993 Jeep Eagle Aloha Bowl
Most had intercepted:.....
 4 vs. Ball State, 1989 California Raisin Bowl IX
Most yards gained:.....
 531 vs. Michigan State, 2001 Silicon Valley Football Classic
Highest pct.:.....
694 vs. Bowling Green, 1991 California Raisin Bowl XI
Most touchdowns:.....
 5, 2x; vs. Air Force, 2000 Silicon Valley Football
 Classic; vs. Virginia, 2004 MPC Computers Bowl

TOTAL OFFENSE

Most plays (passing & rushing):.....
 88 vs. Colorado, 1993 Jeep Eagle Aloha Bowl
 88 vs. Houston, 2017 Hawai'i Bowl
Most yards gained:.....
 560 vs. Michigan State, 2001 Silicon Valley Football Classic

PUNTING

Most punts:... 9 vs. Western Michigan, 1988 California Bowl VIII
Most yards:..... 359 vs. USC, 2013 Las Vegas Bowl
Highest average per punt:.....
 47.4 vs. Bowling Green, 1985 California Bowl V

PUNT RETURNS

Most punt returns:..... 13 vs. Drake, 1946 Raisin Bowl
Most yards returned:.....
 59 vs. Bowling Green, 1982 California Bowl II

KICKOFF RETURNS

Most kickoff returns:.....
 8 vs. Air Force, 2000 Silicon Valley Football Classic
Most return Yards:.....
 156 vs. vs. Air Force, 2000 Silicon Valley Football Classic

MISCELLANEOUS

Most first downs:.....
 34 vs. Colorado, 1993 Jeep Eagle Aloha Bowl
Most first downs rushing: 16 vs. USC, 1992 Freedom Bowl IX
Most first downs passing:.....
 25 vs. Colorado, 1993 Jeep Eagle Aloha Bowl
Most first downs penalty:.....
 16 vs. Western Michigan, 1988 California Bowl VIII
Most fumbles:.....
 8 vs. Arkansas State, 1937 Little All-American Bowl
Most fumbles lost:.....
 6 vs. Arkansas State, 1937 Little All-American Bowl; vs.
 Drake, 1946 Raisin Bowl

SCORING

Most touchdowns:.....
 7 vs. Bowling Green, 1985 California Bowl V
Most points after touchdown:.....
 7 vs. Bowling Green, 1985 California Bowl V
Most field goals:.....
 4, vs. Houston, 2017 Hawai'i Bowl
Most points, first half:.....
 23 vs. Bowling Green, 1985 California Bowl V
Most points, second half:.....
 27 vs. Air Force, 2000 Silicon Valley Football Classic
Most total points:.....
 51 vs. Bowling Green, 1985 California Bowl V

TEAM DEFENSE

RUSHING

Fewest rushes:..... 28, Tulsa, 2005 Liberty Bowl
Fewest net yards:.....
 61 vs. Ball State, 1989 California Raisin Bowl IX

PASSING

Fewest attempts:..... 13 vs. Drake, 1946 Raisin Bowl
Fewest completions:..... 6 vs. Drake, 1946 Raisin Bowl
Passes intercepted:.....
 7 vs. Humboldt State, 1968 Camellia Bowl

TOTAL DEFENSE

Fewest rushing & passing plays:.....
 50 vs. USC, 1992 Freedom Bowl IX
Fewest yards gained:..... 147 vs. Drake, 1946 Raisin Bowl

SCORING

Fewest pts allowed:..... 6, 2x
 vs. Bowling Green, 1961 Mercy Bowl I
 vs. Ball State, 1989 California Bowl IX

MISCELLANEOUS

Fewest total first downs:... 9 vs. Drake, 1946 Raisin Bowl

INDIVIDUAL BOWL RECORDS

RUSHING

Rushing attempts

Game: 37, Rodney Davis vs. Georgia Tech, 2002 Silicon Valley Football Classic III
Career: 51, Bryson Sumlin, Silicon Valley Football Classic III & IV, 2004 MPC Computers Bowl, 2005 Liberty Bowl

Rushing yards (net)

Game: 153, Rodney Davis vs. Georgia Tech, 2002 Silicon Valley Football Classic III
Career: 243, Wendell Mathis, 2004 MPC Computers Bowl; 2005 Liberty Bowl

Touchdowns

Game: 3, Stephone Paige vs. Bowling Green, 1982 California Bowl II
Career: 3, Stephone Paige, 1982 California Bowl II; Anthony Daigle, 1991 California Raisin Bowl XI, 1992 Freedom Bowl IX, 1993 Jeep Eagle Aloha Bowl

PASSING

Pass Attempts

Game: 63, Trent Dilfer vs. Colorado, 1993 Jeep Eagle Aloha Bowl
Career: 123, Paul Pinegar, 2002 Silicon Valley Football Classic III, 2003 Silicon Valley Football Classic IV, 2004 MPC Computers Bowl, 2005 Liberty Bowl

Pass Completions

Game: 37, Trent Dilfer vs. Colorado, 1993 Jeep Eagle Aloha Bowl
Career: 70, Paul Pinegar, 2002 Silicon Valley Football Classic III, 2003 Silicon Valley Football Classic IV, 2004 MPC Computers Bowl, 2005 Liberty Bowl

Completion Percentage

Game: (min. 10) .694, Mark Barsotti vs. Bowling Green, 1991 California Raisin Bowl XI
Career: .640, David Carr, 2000 Silicon Valley Football Classic and 2001 Silicon Valley Football Classic II

Passing yards

Game: 531, David Carr vs. Michigan State, 2001 Silicon Valley Football Classic
Career: 992, David Carr, 2000 Silicon Valley Football Classic, 2001 Silicon Valley Football Classic II

Touchdown passes

Game: 5, 2x; David Carr vs. Air Force, 2000 Silicon Valley Football Classic; Paul Pinegar vs. Virginia, 2004 MPC Computers Bowl
Career: 9, David Carr, 2000 Silicon Valley Football Classic, 2001 Silicon Valley Football Classic II

Passes intercepted

Game: 6, Mel Gustafson vs. Drake, 1946 Raisin Bowl; Rod Hudson vs. Humboldt State, 1968 Camellia Bowl
Career: 6, Mel Gustafson, 1946 Raisin Bowl; Rod Hudson, 1968 Camellia Bowl

Longest pass - 91, Mark Barsotti to Stephen Shelley vs. Ball State, 1989 California Raisin Bowl IX

RECEIVING

Pass receptions

Game: 15, Stephone Paige vs. Bowling Green, 1982 California Bowl II
Career: 24, Rodney Wright, 1999 EA Sports Las Vegas Bowl, 2000 Silicon Valley Football Classic, 2001 Silicon Valley Football Classic

Receiving yards

Game: 299, Rodney Wright, 2001 Silicon Valley Football Classic
Career: 431, Rodney Wright, 1999 EA Sports Las Vegas Bowl, 2000 Silicon Valley Football Classic, 2001 Silicon Valley Football Classic

Touchdown receptions

Game: 2 (7 players), Bernard Berrian, 2000 Silicon Valley Football Classic, Jan Barrett, 1961 Mercy Bowl I; Stephone Paige, 1982 California Bowl; Gene Taylor, 1985 California Bowl; Andre Alexander, 1988 California Bowl; Tydus Winans, 1993 Jeep Eagle Aloha Bowl; Rodney Wright, 2001, Silicon Valley Football Classic
Career: 2 (6 players), Bernard Berrian, 2000 Silicon Valley Football Classic, Jan Barrett, 1961 Mercy Bowl I; Stephone Paige, 1982 California Bowl; Gene Taylor, 1985 California Bowl; Andre Alexander, 1988 California Bowl; Tydus Winans 1993 Jeep Eagle Aloha Bowl; Rodney Wright, 2001 Silicon Valley Football Classic

Longest reception - 91, Stephen Shelly from Mark Barsotti, 1989 California Raisin Bowl IX

SCORING

Touchdowns scored

Game: 3, Stephone Paige vs. Bowling Green, 1982 California Bowl II
Career: 3 (2 players) Stephone Paige, 1982 California Bowl; Anthony Daigle, 1991 California Raisin Bowl, 1992 Freedom Bowl IX, 1993 Jeep Eagle Aloha Bowl; Paris Gaines, 2000 Silicon Valley Football Classic, 2001 Silicon Valley Football Classic; Bryson Sumlin, 2002 Silicon Valley Football Classic III, 2003 Silicon Valley Football Classic IV, 2004 MPC Computers Bowl, 2005 Liberty Bowl

Touchdowns responsible for

Game: 5, 2x; David Carr vs. Air Force, 2000 Silicon Valley Football Classic; Paul Pinegar vs. Virginia, 2004 MPC Computers Bowl
Career: 9, David Carr (9 passes) vs. Air Force, 2000 Silicon Valley Football Classic; vs. Michigan State, 2001 Silicon Valley Football Classic

FRESNO STATE BOWL GAME RECORDS

PAT's made

Game: 7, Barry Belli vs. Bowling Green, 1985 California Bowl V

Career: 12, Asen Asparuhov, Silicon Valley Football Classic I-III

PAT's attempted

Game: 7, Barry Belli vs. Bowling Green, 1985 California Bowl V

Career: 13, Asen Asparuhov, Silicon Valley Football Classic I-III

Field goals attempted

Game: 6, Jimmy Camacho, 2017 Hawai'i Bowl

Career: 6, Jimmy Camacho, 2017 Hawai'i Bowl

Field goals made

Game: 4, Jimmy Camacho, 2017 Hawai'i Bowl

Career: 4, Jimmy Camacho, 2017 Hawai'i Bowl

Longest field goal made

Game: 49, Brett Visintainer, 2004 MPC Computers Bowl

Most two-point conversions

Game: 1, Terry Carter vs. Bowling Green, 1982 California Bowl II; Anthony Daigle vs. Colorado, 1993 Jeep Eagle Aloha Bowl

..... Career: 1, Terry Carter, 1982 California Bowl II; Anthony Daigle, 1993 Jeep Eagle Aloha Bowl

Most two-point attempts

Game: 2, Trent Dilfer vs. Colorado, 1993 Jeep Eagle Aloha Bowl

Career: 2, Trent Dilfer, 1993 Jeep Eagle Aloha Bowl

Most kicking points

Game: 14, Jimmy Camacho, 2017 Hawai'i Bowl

Career: 21, Asen Asparuhov, Silicon Valley Football Classic I-III

RETURNS

Longest punt return

Game: 21, Eric Fox vs. Bowling Green, 1982 California Bowl II; Andre Alexander vs. Western Michigan, 1988 California Bowl VIII

Kickoff returns

Game: 5, Isaiah Burse vs. SMU, 2012 Sheraton Hawai'i Bowl; Isaiah Burse vs. Northern Illinois, 2010 uDrove Humanitarian Bowl

Career: 10, Isaiah Burse, 2010 uDrove Humanitarian Bowl, 2012 Sheraton Hawai'i Bowl

Kickoff yards

Game: 131, Isaiah Burse, 2010 uDrove Humanitarian Bowl

Career: 236, Isaiah Burse, 2010 uDrove Humanitarian Bowl, 2012 Sheraton Hawai'i Bowl

Touchdowns from kickoff returns

Game: 0, all teams

Career: 0, all teams

Longest return

Game: 55, Isaiah Burse vs. Northern Illinois, 2010 uDrove Humanitarian Bowl

PUNTING

Punts

Game: 9, Lance Oberparleiter vs. Western Michigan, 1988 California Bowl VIII

Career: 17, Jason Simpson, Silicon Valley Football Classic I-III

Average per punt

Game: (min. 5) 47.4 (7 for 332), Mike Mancini vs. Bowling Green, 1985, California Bowl V

Career: 47.4, Mike Mancini, 1985 California Bowl V

Punting yards

Game: 332, Mike Mancini vs. Bowling Green, 1985 California Bowl V

Career: 660, Jason Simpson, Silicon Valley Football Classic I-III

Longest punt

Game: 69, Garrett Swanson, vs. USC, 2013 Las Vegas Bowl

DEFENSE

Solo tackles

Game: 13, James Williams vs. Ball State, 1989 California Raisin Bowl IX

Total tackles

Game: 18, 2x

.....Derron Smith vs. USC, 2013 Las Vegas Bowl

...Don Turner vs. Bowling Green, 1982 California Bowl II

Sacks

Game: 3, Clyde Glover vs. Bowling Green, 1982 California Bowl II; Greg Ramsey vs. Bowling Green, 1985 California Bowl V

Career: 3, Clyde Glover, 1982 California Bowl; Greg Ramsey, 1985 California Bowl V

Interceptions

Passes intercepted

Game: 2, Rod Webster vs. Bowling Green, 1985 California Bowl V; Dee Meza vs. Georgia Tech, 2002 Silicon Valley Football Classic III; Sean Alston, 2012 Sheraton Hawai'i Bowl

Career: 2, Rod Webster, 1985 California Bowl; Dee Meza vs. Georgia Tech, 2002 Silicon Valley Football Classic III; Sean Alston, 2012 Sheraton Hawai'i Bowl

Interception yards

Game: 58, Ron Cox vs. Ball State, 1989 California Raisin Bowl IX

Career: 58, Ron Cox, 1989 California Raisin Bowl

Most touchdowns

Game: 1, 4x

.....Jaron Bryant vs. Houston, 2017 Hawai'i Bowl

.....Derron Smith vs. USC, 2013 Las Vegas Bowl

.. Ron Cox vs. Ball State, 1989 California Raisin Bowl IX

.....Dee Meza, 2002 Silicon Valley Football Classic III

Career: 1, 4x