



FRESNO STATE FOOTBALL

- 2018 GAME NOTES -

Football Contact: Matt Burkholder, Director of Communications

Office: 559-278-6186 (direct)

Cell: (559) 862-3771

Twitter: FresnoStateFB

E-mail: mburkholder@csufresno.edu

Website: gobulldogs.com

Instagram: Fresno_State_Football

Secondary Football Contact: Josh Mitchell, Assistant Director of Communications

Office: 559-278-7301 (direct)

Cell: (559) 389-1960

E-mail: jomitchell@csufresno.edu

San Diego State (7-3, 4-2 MW) at Fresno State (8-2, 5-1 MW)

Game No. 11 / MW Game No. 7

Nov. 17, 2018 • Bulldog Stadium (40,727) • Fresno, Calif. • 7:30 p.m. PT

Fresno State in the Polls (Week 12) -- AP Top 25: RV | Amway Coaches Poll: RV | College Football Playoff: n/a

QUICK FACTS

COACHES:

Jeff Tedford (Fresno State, 1992)

Fresno State Record.....18-6 (2nd season)

Career Record.....100-63 (13th season)

Rocky Long (New Mexico, 1974)

San Diego State Record.....71-32 (8th season)

Career Record.....136-101 (19th season)

SERIES: San Diego State leads, 29-24-4

Last time:FS (A) def. SDSU (H) 27-3, 10/21/17

OFFENSIVE QUICK FACTS:

	Fresno St. (conf. rk.)	SDSU (conf. rk.)
Scoring	38.1 (#2)	22.4 (#11)
Rushing	146.2 (#9)	166.1 (#5)
Passing	281.0 (#6)	190.3 (#9)
Total	427.2 (#5)	356.4 (#10)
KO Return	18.4 (#8)	18.8 (#7)
3rd-DN Conv.	47.3% (#3)	35.7% (#8)
4th-DN Conv.	7-of-10 (#2)	7-of-11 (#3)

DEFENSIVE QUICK FACTS:

	Fresno St. (conf. rk.)	SDSU (conf. rk.)
Scoring	13.5 (#1)	20.7 (#2)
Rushing	133.8 (#5)	94.7 (#1)
Passing	187.3 (#1)	207.6 (#2)
Total	321.1 (#2)	302.3 (#1)
Net Punting	40.4 (#1)	39.6 (#2)
Opp. 3rd-DN Conv.	33.3% (#4)	38.6% (#7)
Opp. 4th DN Conv.	12-of-21 (#6)	5-of-13 (#1)

Media Coverage

TV: CBS Sports Network

Play-by-Play: Rich Waltz; Analyst: Aaron Murray; Sideline: Cassie McKinney

RADIO: 940 AM ESPN Radio; Gameday Live (4:30 p.m.); Pregame Show (6:30 p.m.)

Play-by-Play: Paul Loeffler; Analyst: Pat Hill; Sideline: Cameron Worrell

ESPN Deportes (1600 AM) in Spanish

Play-by-Play: Jesse Beltran; Analyst: Octavio Duarte

SATELLITE RADIO: Sirius: Ch. 81; XM: Ch. 81; Internet Radio: Ch. 81

Headlines

→ A victory over San Diego State will clinch the 2018 MW West Division title for Fresno State. It would be the 'Dogs second consecutive division crown and fourth in six years.

→ The winner of the Bulldogs-Aztecs game has represented the West division in the Mountain West Championship game all five times since the inaugural game in 2013.

→ The 2018 edition of the SDSU-FS rivalry will be the eighth time the programs will have squared off for the "Battle for the Old Oil Can" Trophy, given to the winning team. Fresno State is currently in possession of it after defeating the Aztecs 27-3 last year.

→ Fresno State suffered its first loss since Sept. 8 last week. Boise State snapped a seven-game win streak that elevated Fresno State in the week 11 rankings to No. 16 in the AP Top 25 and No. 17 in the Amway Coaches Poll - the loss to the Broncos dropped the 'Dogs out of both week 12 polls.

→ Marcus McMaryion has been tabbed a national semifinalist for the Davey O'Brien Award (top quarterback), Wuerffel Trophy (community) and Maxwell Award (top all-around player) - finalist will be named for all three on Nov. 19.

→ KeeSean Johnson leads the nation in consecutive games with at least one catch (46) and is also the nation's leader in active career receptions (250).

→ Johnson needs 47 yards to reach 1,000 yards receiving in 2018 - he would become the fourth receiver in program history to record back-to-back seasons of 1,000 yards.

→ Fresno State has allowed 15 touchdowns this season, the second-fewest in the FBS to Mississippi State's 12.

→ Fresno State's scoring defense ranks T-5th in the FBS, allowing 13.5 points per game.

2018 FRESNO STATE SCHEDULE

Date	Opponent [TV]	Opponent Ranking!	Time/Result	Opp. Record	Series	Note
Sept. 1	Idaho	-	W, 79-13	4-6	12-4	Bulldogs tally most points since 1991 in season-opening win
Sept. 8	at Minnesota [FS1]	-	L, 21-14	5-5	0-1	Fresno State loses heartbreaker in contest that came down to final minute
Sept. 15	at UCLA [FS1]	-	W, 38-14	2-8	3-6	'Dogs defeat UCLA on the road for third-straight win over the Bruins
Sept. 22	BYE WEEK	-	-	-	-	-
Sept. 29	Toledo [ESPN2]	-	W, 49-27	5-5	3-1	'Dogs rebound from 13-7 deficit and score 42-straight to runaway with win
Oct. 6	at Nevada^ [ESPN2]	-	W, 21-3	6-4	29-20-1	Kept opponent out of the end zone for first time since at SDSU (10/21/17)
Oct. 13	Wyoming^ [ESPN2]	-	W, 27-3	4-6	7-5	Defense holds opponent to just 3 points for second-straight week
Oct. 20	at New Mexico^ [ESPN2]	-	W, 38-7	3-7	13-4	FS extends win streak over Lobos to 7-straight/longest win streak against any MW team
Oct. 27	Hawai'i^ [ESPN2]	-	W, 50-20	6-5	28-22-1	Bulldogs tab seventh win in last eight games versus UH
Nov. 3	at UNLV^ [CBSSN]	-	W, 48-3	3-7	14-7	Dogs hold its opponent from the end zone for third time in first nine games
Nov. 9	at Boise State^ [ESPN2]	#23/#24	L, 24-17	8-2	6-15	Fresno State's drought extends to 10-straight road losses on the blue
Nov. 17	San Diego State^ [CBSSN]	--/RV	7:30 p.m.	7-3	24-29-4	The winner has represented the West Division in all five MW Championship games
Nov. 24	San Jose State^ [ESPN2]	-	4 p.m.	1-9	41-37-3	'Dogs seek 42nd win vs. its longest-running rival in 2018

Key: ^ - MW Game; ! - AP Poll/USA Today Coaches Poll (week 12 rankings)

REFERENCE: "Fresno State" (never: FSU, FRES, CSUF, Fresno State University or just "Fresno"); ABBREVIATIONS: Fresno St. or FS



MEDIA INFORMATION

Media Availability

Interviews for Bulldog players and coaches will be coordinated through the Fresno State Athletics Communications Office 24 hours in advance to ensure availability.

Contact Matt Burkholder at (559) 278-6186 to make arrangements for interviews with student-athletes and coaches. Freshmen (both true and redshirt) along with any other newcomers to the program will not be allowed to do interviews until after they play in their first game, per team rules.

In-Season Media Interview Schedule

Sunday:

No media.

Monday:

Head Coach Jeff Tedford weekly press conference.

Tuesday:

Players day: players after practice.

Wednesday/Thursday:

Head Coach Jeff Tedford and assistants after practice.

Friday:

No media.

Saturday:

Post-game only.

Weekly Media Conference

Fresno State's weekly media conference will be held at 11 a.m. in the Josephine Theater inside the Duncan Building on Mondays during the football season. The press conference is open to credentialed members of the media only. The media conference can be viewed live via the Mountain West Network.

ESPN Coaches Show

The weekly radio show airs live on ESPN Radio (940 AM) with host Paul Loeffler. The Elbow Room hosts the show from 6-7 p.m. each Wednesday of a game week.

Football Email List

If you would like to be added to the Bulldog football email list to receive breaking news about the team, please contact Matt Burkholder.

Fresno State Athletics Communications

5305 N. Campus Drive

Mail Stop 27

Fresno, CA 93740

Phone: (559) 278-6873

Tickets: (559) 278-DOGS (3647)

Press Box: (559) 278-5959

ATHLETICS COMMUNICATIONS:

FB Contact.....Matt Burkholder

Email.....mburkholder@csufresno.edu

Office.....559-278-6186

Cell.....559-862-3771

Secondary Contact.....Josh Mitchell

Email.....jomitchell@csufresno.edu

Office.....559-278-7301


Cell.....559-389-1960

gobulldogs.com

collegepressbox.com
SINCE 2005 EVERYTHING BUT THE PRE-GAME MEAL

"Battle for the Old Oil Can" Trophy

This is the eighth season of the "Battle for the Old Oil Can" Trophy, given to the winning team in the rivalry series between San Diego State and Fresno State. The trophy stems from the discovery of an old oil can from Fresno (circa 1935) that was recovered during a San Diego State campus building project, said Jacquelyn K. Glasener, executive director of the Fresno State Alumni Association.



OLD OIL CAN

"The old oil can," she said, "likely came from a time when Aztec and Bulldog fans traveled to football games between the two schools via the old, twisting, precipitous Grapevine section of Highway 99 over Tejon Pass."

"Cars in those days carried extra oil and water to be sure they could make it through difficult trips," added Jim Herrick, former executive director of the San Diego State Alumni Association.

The alumni associations of the two schools purchased an antique oil can to be the basis of the trophy to be awarded to the winner of the rivalry game each time the schools meet.

Bulldogs' second-longest rivalry set for 58th meeting Saturday versus SDSU

The second-most often played opponent for the Fresno State football program behind San Jose State is San Diego State, who will meet the Bulldogs for the 58th time on Saturday evening at Bulldog Stadium.

The 'Dogs trail the all-time series 29-24-4 since the first-ever meeting in 1924 (FS def. SDSU, 7-0). In games in Fresno, the Bulldogs hold a 13-13-2 record, but at Bulldog Stadium, Fresno State owns a 4-2 record since the stadium opened for the final game of the 1980 season.

After an eight-year pause, the Bulldogs and Aztecs renewed their rivalry in 2011 with a nonconference game and have played every season since with Fresno State joining SDSU in the Mountain West in 2012. Prior to 2011, the two schools played once in a nonconference game in 2002 after a stretch from 1992-98 playing as WAC league members. They also had intra-conference stints in the California Collegiate Athletic Association (1940-67) and Pacific Coast Athletics Association (1969-75). Out of the 57 all-time meetings, 44 of them have been intra-conference battles.

Since the 'Dogs moved to the Mountain West in 2012, the 'Dogs are 4-2 against SDSU with wins in 2012, 2013, 2014 and 2017. The 'Dogs won the last meeting between the two teams defeating San Diego State, 27-3, at SDCCU Stadium in 2017 for its largest victory in San Diego since 1993.

Fresno St. vs. San Diego St. MW Meetings			
Meeting	W/L	Score	Site
Oct. 21, 2017	W	27-3	SD
Oct. 14, 2016	L	17-3	Fresno
Oct. 3, 2015	L	21-7	SD
Oct. 3, 2014	W	24-13	Fresno
Oct. 26, 2013	W	35-28 ^{OT}	SD
Sept. 29, 2012	W	52-40	Fresno

The West Division's cream of the crop

Since the Mountain West implemented divisions and a conference championship game in 2013, the winner of the Bulldogs-Aztecs game has gone on to represent the West division in the title game all five times. The Bulldogs captured the West crown in 2013, 2014 and 2017, while the Aztecs played in the annual game in 2015 and 2016 as the West representative.

In 2013, an epic 35-28 overtime win proved to be the deciding factor for the Bulldogs to earn the West crown over SDSU as the teams finished one-two in the final regular season league standings. A season later, a 24-13 victory at home over the Aztecs gave the 'Dogs the edge when the season ended with both teams knotted at 5-3 in league play. A year ago, these two teams finished one-two again in the West race, but the Bulldogs defeated the Aztecs 27-3 on the road to give them the edge.

Yr. by Yr. MW Champs

2013 – Fresno State
2014 – Boise State
2015 – San Diego St.
2016 – San Diego St.
2017 – Boise State

The Bulldogs went on to win the MW Championship in one of those three seasons (2013) while SDSU won the MW Championship game in both 2015 and 2016 after taking the West title.



Win and you're in

A victory over San Diego State will clinch the 2018 West Division title for Fresno State.

Fresno State can clinch a berth to its fourth Mountain West Championship game in the six seasons since its inception as the 'Dogs represented the West Division in the inaugural championship game in 2013, and again in 2014 and 2017.

→ Fresno State clinched the 2017 West Division crown at Wyoming in its week 11 game on Nov. 18, 2017.

Scouting the San Diego State Aztecs

San Diego State enters Saturday's contest versus the Bulldogs with a 7-3 overall record and a 4-2 mark in the Mountain West after a 27-24 loss at home to UNLV last week as the Rebels scored the game-winning touchdown on a 75-yard run with 3:27 to play in the fourth quarter.

Under the direction of eighth-year head coach Rocky Long, the Aztecs are 2-2 on the road this season with wins at Boise State and New Mexico, and have fallen on the road to then-No. 13 ranked Stanford and Nevada. SDSU will play its final regular season road game against Fresno State, having just five road trips on its schedule in 2018. In fact, SDSU needed to leave California just three times this season for league road games at Boise State, Nevada and New Mexico.

San Diego State is currently 10th in the MW and 107th in the nation in total offense averaging 356.4 yards per game while checking in 11th in the league and 113th nationally in scoring offense averaging 22.4 points per game, a total the 'Dogs have allowed an opponent to top in two of 10 games this season.

On defense, SDSU leads the MW and ranks 11th nationally in total defense allowing 302.3 yards per game and is second in scoring defense, behind the 'Dogs, at 20.7 points per game.

Fresno State will look to capitalize on the Aztecs' trend of turning the ball over while not nabbing many takeaways as well. SDSU has lost 10 fumbles and thrown six interceptions (7th-MW, 81st-FBS) and forced just two fumbles and grabbed nine interceptions (9th-MW, 103rd-FBS). The Aztecs -0.5 turnover margin ranks 11th in the MW and 103rd in the nation.

Revisiting the 2017 Fresno State-San Diego State matchup

Getting only its second win at San Diego State since 1995, the 'Dogs ran past the Aztecs for a 27-3 win on Oct. 21, 2017 last season.

The Bulldogs totaled 375 yards of offense rushing for 199 yards and passing for 176 yards. Running back Jordan Mims ran for 112 yards on 21 carries and fellow backfield mate Josh Hokit added 77 yards on 14 carries and scored all three Bulldog touchdowns. On the defensive side of the ball, linebacker Jeff Allison led the team with 10 tackles, and added a tackle for loss and forced fumble. The Bulldog defense totaled nine tackles for loss, four sacks and four pass breakups limiting the Aztec offense to 255 total yards, including only 90 yards passing.

After a 1-yard Hokit scoring run near the end of the first quarter that gave the 'Dogs a 7-0 lead heading into the second quarter, SDSU scored its lone points of the game with a 37-yard field goal by John Barron. The Bulldogs answered back with a 26-yard touchdown run by Hokit and a 38-yard field goal by kicker Jimmy Camacho to take a 17-3 lead into halftime. Fresno State scored 10 more points in the third quarter with a 43-yard field goal by Camacho and a 4-yard TD run by Hokit to increase its lead to 27-3.

2018 SAN DIEGO ST. GAME RESULTS (7-3)

Aug. 31: L, 31-10 at Stanford
 Sept. 8: W, 28-14 vs. Sacramento State
 Sept. 15: W, 28-21 vs. Arizona State
 Sept. 22: W, 23-20^{OT} vs. Eastern Michigan
 Oct. 6: W, 19-13 at Boise State
 Oct. 12: W, 21-17 vs. Air Force
 Oct. 20: W, 16-13 vs. San Jose State
 Oct. 27: L, 28-24 at Nevada
 Nov. 3: W, 31-23 at New Mexico
 Nov. 10: L, 27-24 vs. UNLV
 Nov. 17: at Fresno State, 7:30 p.m.
 Nov. 24: vs. Hawai'i, TBA

QUICK FACTS (entering 2018)

GENERAL INFORMATION:

Location.....Fresno, Calif.
 Founded.....1911
 Enrollment.....25,200
 President.....Dr. Joseph I. Castro
 Director of Athletics.....Terry Tumey
 Senior Woman Administrator.....Carrie Coll
 Colors.....Red and Blue
 Nickname.....Bulldogs
 Conference.....Mountain West

TEAM HISTORY:

First Year of Football.....1921
 Seasons.....96
 All-Time Record.....599-423-27
 All-Time Home Record.....374-174-14
 Away Record.....213-232-13
 Neutral Record (not including bowl games).....0-2
 All-Time Bowl Record.....13-15
 All-Time Mountain West Games Only.....28-20
 Conference Championships.....27
 Last Conference Championship.....2013-Mountain West
 MW Conference Championships (since 2012).....2
 MW Division Titles (since 2013).....3
 Bowl Appearances.....28
 Last Bowl.....2017-Hawai'i Bowl

STADIUM INFORMATION:

Name.....Bulldog Stadium (40,727)
 Surface.....FieldTurf
 Completed.....1980 (Beginning 38th Full Season)
 First Game.....Nov. 25, 1980 vs. Montana State
 Record in Stadium.....173-55-2
 Largest Crowd.....42,881 (5x in 2001)
 Number of 40,000-plus crowds.....33
 Last 40,000-plus crowd...9/13/14 vs. Nebraska (41,031)
 Press Box Phone.....(559) 278-5959

TEAM INFORMATION:

2017 Overall Record.....10-4
 2017 Mountain West Record (Finish).....7-1 (1st, West)
 2017 Bowl.....Hawai'i Bowl
 2017 Final Ranking.....AP (RV) | Coaches Poll (RV)
 Starters Returning/Lost.....17/8
 Offense: 8/3 | Defense: 7/4 | Special Teams: 2/1
 Lettermen Returning/Lost.....43/15
 Offense: 21/5 | Defense: 20/9 | Special Teams: 2/1
 Base Offense.....Pro-Style
 Base Defense.....4-3

WHERE ARE THEY?

FIELD:

Head Coach: Jeff Tedford

Assistants: Jamar Cain, Jamie Christian, Lucas Gingold, Ryan Grubb, Kirby Moore, Scott Thompson, Kenwick Thompson, J.D. Williams

PRESS BOX:

Offensive Coordinator: Kalen DeBoer

Defensive Coordinator: Bert Watts



AROUND THE MOUNTAIN WEST

2018 MW Standings

Mountain Division	MW		Overall	
	W	L	W	L
Utah State (13/14)	6	0	9	1
Boise State (24/23)	5	1	8	2
Air Force	2	4	4	6
Wyoming	2	4	4	6
Colorado State	2	4	3	7
New Mexico	1	5	3	7

West Division	MW		Overall	
	W	L	W	L
Fresno State (RV/RV)	5	1	8	2
San Diego State (RV/--)	4	2	7	3
Nevada	4	2	6	4
Hawai'i	3	3	6	5
UNLV	1	5	3	7
San Jose State	1	5	1	9

Mountain West Records

(Since Fresno State Joined MW in 2012)

	MW		Overall	
	W	L	W	L
Boise State	43	11	69	21
San Diego State	42	12	63	27
Colorado State	31	23	45	40
Utah State*	29	17	43	32
Fresno State	33	21	47	40
Air Force	28	26	45	41
Nevada	25	29	39	46
Wyoming	22	31	34	49
New Mexico	17	37	33	51
San Jose State*	16	29	22	47
UNLV	18	37	26	58
Hawai'i	12	42	26	60

* denotes team joined MW in 2013

Mountain West Records - Home Games only

(Since Fresno State Joined MW in 2012)

	Overall	
	W	L
Boise State	37	4
San Diego State	36	12
Utah State*	27	9
Air Force	30	12
Fresno State	28	12
Colorado State	26	14
Nevada	24	18
Wyoming	23	20
Hawai'i	21	24
New Mexico	19	24
San Jose State*	14	18
UNLV	17	26

* denotes team joined MW in 2013

Fresno State falls out of Top 25, but knocking on the door to get back in

Falling at Boise State, 24-17, on a short week (Friday, Nov. 9) on the end of a back-to-back road swing, cost the Bulldogs (8-2, 5-1 MW) their positioning in the national rankings in the week 12 polls.

After rising to No. 16 in the AP Top 25, the Bulldogs dropped 12 positions, now owning the 28th-most most votes in week 12.

Their position as the No. 17 team in the Amway Coaches poll in week 11 fell as well.

The Bulldogs are receiving the 27th-most votes in the week 12 poll, down 10 positions.

Where the Mountain West stacks up in the polls			
Team	AP (Votes)	Coaches (Votes)	CFP
Air Force	--	--	--
Boise State	#23 (147)	#24 (129)	--
Colorado State	--	--	--
Fresno State	RV (61)	RV (64)	--
Hawai'i	--	--	--
New Mexico	--	--	--
Nevada	--	--	--
San Diego State	--	RV (10)	--
San Jose State	--	--	--
UNLV	#14 (689)	#13 (698)	--
Utah State	--	--	--
Wyoming	--	--	--

Fresno State broke into the AP Top 25 and Amway Coaches poll in the Week 10 rankings (Oct. 28), as well as the first College Football Playoff rankings on Oct. 30, after its sixth-straight win. Fresno State checked in at No. 20 in the AP and No. 23 in each the Coaches poll and CFP. One week later in Week 11 (Nov. 4), the 'Dogs jumped four spots in the AP to No. 16 and six spots in the Coaches poll to No. 17. But remained at No. 23 in the CFP.

Fresno State entered the polls in 2017 once, each in the AP Top 25 and CFP following Fresno State's regular season win versus Boise State - checking in at No. 25 in each one. Following their loss in the MW Championship, the Bulldogs dropped out and did not return. They finished the season 10-4 with its Hawai'i Bowl win and received votes in both end of year polls.

Win streak snapped

Fresno State's best winning streak under Coach Tedford was snapped at seven with its loss to Boise State on Nov. 9. It was the longest streak for the program since 2013 when the Bulldogs started that season 10-0. The 'Dogs won four straight games twice in 2017, but suffered losses to UNLV (10/28/17) and Boise State (12/2/17) that ended both those streaks.

Coach Tedford's longest winning streak in his career came in 2006, at Cal, as the Golden Bears reeled off an eight-game winning streak after a season-opening loss at No. 23 Tennessee.

Unbeaten at home

The 'Dogs are off to a 4-0 start at home after wins over Idaho, Toledo, Wyoming and Hawai'i. Fresno State's average margin of victory in those four games is 35.5 points.

The 4-0 start is the first time the 'Dogs have won their first four home games since 2013 when they finished the season 7-0 at Bulldog Stadium, the last time Fresno State went an entire season without a loss at home.

With wins over San Diego State and San Jose State in the final two weeks, the 'Dogs will have their 20th season in program history that will see them finish unbeaten at home joining 1923, 1924, 1930, 1941, 1955, 1961, 1977, 1982, 1985, 1986, 1988, 1989, 1990, 1991, 1993, 1999, 2000, 2012 and 2013.

Staying disciplined

Fresno State checks in at fourth in the MW and 43rd in the FBS in fewest penalties with 55 (5.5 per game) and is third in the MW and 20th in the FBS in penalty yards with 445 (44.5 per game).

→ The 'Dogs uncharacteristically had nine penalties last time out at Boise State, including five for 35 yards in the opening quarter (two false starts on the opening drive).

Penalties per game	
Game	Penalties-Yds.
Idaho	3-27
at Minnesota.....	4-40
at UCLA	8-53
Toledo	3-45
at Nevada.....	4-30
Wyoming.....	5-45
at New Mexico.....	6-35
Hawaii.....	8-69
at UNLV	5-40
at Boise State....	9-61



QB1 101

Marcus McMaryion returned to the Central Valley last season to play for the Bulldogs after three seasons at Oregon State. He was 9-2 as the starter in year one, leading the Bulldogs to an appearance in the MW Championship game and a Hawai'i Bowl victory against Houston after getting his first Bulldog start on Sept. 30, 2017 vs. Nevada. McMaryion accomplished all that after joining the team on Aug. 12, 2017, midway into training camp. He was eligible immediately as a graduate transfer.

Since becoming the first Bulldog quarterback to complete better than 60 percent of his passes in a season since Derek Carr (2013) last year, this season...:

- McMaryion is one of four FBS quarterbacks with a completion percentage better than 70 percent this season.
- McMaryion's completion percentage (70.6%) ranks 4th in the FBS; he is led by Ian Brook, Notre Dame (74.5%), Jack Abraham, Southern Miss (72.3%) and Kyler Murray, Oklahoma (70.9%). None of the three have more attempts than McMaryion as Brook has 204, Abraham has 256 and Murray has 247, compared to McMaryion's 313.
- McMaryion has thrown 22 touchdowns against three interceptions this season.
- McMaryion had a streak of 155 consecutive pass attempts without throwing an interception snapped at UNLV. McMaryion also had a streak of 149 consecutive pass attempts without an INT in 2017. The two runs rank as the sixth and seventh best streaks in program history.
- McMaryion has posted a completion percentage 66.7 or better in all 10 games this season.
- McMaryion matched a Fresno State career-high four TD throws against Hawai'i. It was

the second time in 2018 and third of his two-year career at FS. He once tossed five in a game while at Oregon State (against Arizona, 11/19/16).

→ McMaryion is 17-4 as a starting quarterback at Fresno State.

McMaryion-FBS rankings

Category	Rank	Value
Completion Percentage (114 ranked).....	4	0.706
Passing Efficiency (114 ranked).....	11	163.3
Passing Yards (130 ranked).....	14	2,699
Points Responsible for (194 ranked).....	14	168
Yards per Pass Attempt (114 ranked).....	16	8.62
Completions per Game (100 ranked).....	18	22.10
Passing TDs (151 ranked).....	19	21
Passing Yards per Game (130 ranked).....	19	269.9
Total Offense (200 ranked).....	21	286.6

McMaryion on several national award watch lists

- Tabbed a **Davey O'Brien Award** (college's best quarterback) semifinalist on Nov. 7 - finalists named Nov. 19.
- Named to **College Football Performance Player of Year Trophy** watch list on Nov. 6
- Tabbed a **Wuerffel Trophy** (community) semifinalist on Nov. 1 - finalist named Nov. 19.
- Tabbed a **Maxwell Award** (top all-around player) semifinalist on Oct. 29 - finalist named Nov. 19.

Protecting the football

Fresno State has five games this season where it did not turn the ball over - equaling half its games this season without a turnover lost. Fresno State ranks No. 3 in the FBS in turnovers lost, having turned it over a total of seven times (4 INT/3 fumbles). Over the last 10 seasons, the most games the Bulldogs have gone throughout an entire season without a turning it over is five - which was done by the 2017 Bulldog team over 14 games. Additionally, the least amount of turnovers in season over that same time frame was 13, also in 2017.

Game effect: Fresno State's ability to protect the football and ability to take away the football could prove key in Saturday's match up against San Diego State as statistics favor the Bulldogs dramatically:

Fresno State FBS ranking

Turnover Margin (129 ranked).....	3rd (+1.50)
Turnovers Gained (129 ranked).....	9th (22)
Turnovers Lost (129 ranked).....	3rd (7)

San Diego State FBS ranking

Turnover Margin (129 ranked).....	103th (-0.50)
Turnovers Gained (129 ranked).....	103th (11)
Turnovers Lost (129 ranked).....	81st (16)

Turnovers Lost (last 10 years)

Year (gms)	Games w/o TO	Total Lost
2018 (10)	5	7
2017 (14)	5	13
2016 (12)	3	18
2015 (12)	3	23
2014 (14)	1	27
2013 (13)	4	21
2012 (13)	3	20
2011 (13)	2	22
2010 (13)	1	23
2009 (13)	3	23

FRESNO STATE UNDER JEFF TEDFORD

CATEGORY..... 2018... AT FS

Record	8-2	18-6
MW	5-1	12-2
Non-Conference	3-1	5-3
Bowl games.....	0-0	1-0
Home.....	4-0	9-1
Away.....	4-2	8-5
Neutral	0-0	1-0
Day	1-0	5-2
Night (6 p.m. or later)	7-2	13-4

AT&T SportsNet/ROOT Sports	0-0	3-1
CBS Sports Network	1-0	3-0
ESPN	0-0	1-1
ESPN2	1-1	2-2
ESPN3/WatchESPN	0-0	1-0
ESPNU	4-0	4-0
FS1	1-1	1-1
KSEE-24.....	0-0	1-0
Pac-12 Network.....	0-0	0-1

Scoring First	6-0	14-1
Opponent Scores First	2-2	4-5
Leading at Half.....	8-1	18-2
Trailing at Half.....	0-1	0-3
Tied at the Half.....	0-0	0-1
Leading after Third.....	8-1	16-2
Trailing after Third.....	0-1	0-3
Tied after Third.....	0-0	2-1
Overtime Games.....	0-0	0-0
Scoring less than 20 pts.....	0-2	1-6
Scoring 20-29 pts.....	2-0	6-0
Scoring 30+ pts.....	6-0	11-0
Allowing less than 20 pts.....	6-0	13-1
Allowing 20-29 pts.....	2-2	5-3
Allowing 30+ pts.....	0-0	0-2

Rushing for less than 100 yds.....	1-1	2-2
Rushing for 100-199 yds.....	5-1	12-4
Rushing for 200+ yds.....	2-0	4-0
Passing for less than 200 yds.....	0-0	4-3
Passing for 200-299 yds.....	6-2	8-3
Passing for 300+ yds.....	2-0	6-0

Totaling less than 300 yds.....	1-1	1-3
300-399 yds. of total offense.....	1-1	5-3
400+ yds of total offense.....	6-0	12-0

Allowing less than 100 yds. rushing.....	1-0	5-1
Allowing 100-199 yds. rushing.....	7-2	13-4
Allowing 200+ yds. rushing.....	0-0	0-1
Allowing less than 200 yds. passing.....	5-1	9-3
Allowing 200-299 yds. passing.....	3-1	9-2
Allowing 300+ yds. passing.....	0-0	0-1

Allowing less than 300 yds. total off.....	3-0	7-0
Allowing 300-399 yds. total off.....	5-1	10-3
Allowing 400+ yds. total off.....	0-1	1-3

Having 100-yd. rusher	1-0	3-0
Opp. have 100-yd. rusher	0-2	1-3

No turnovers	4-1	9-1
1-2 turnovers.....	4-1	8-5
3 or more turnovers.....	0-0	1-0
No takeaways.....	0-0	2-2
1-2 takeaways.....	5-2	11-4
3 or more takeaways.....	3-0	5-0

30:00+ min. of possession	7-0	14-1
Under 30:00 min. of possession.....	1-2	4-5

Winning the coin toss	5-2	9-2
Losing the coin toss.....	3-0	9-4

Receiving opening kickoff.....	1-0	6-3
Kicking off to start the game.....	7-2	12-3



FS GAME-BY-GAME

2018 OFFENSE GAME-BY-GAME

RUSHING

Game	Att.	Yds.	TD	Long
UI	44	239	7	27
@Minn	24	87	0	22
@UCLA	52	150	4	15
TOL	38	186	2	22
@NEV	24	30	1	8
WYO	33	104	2	26
@UNM	44	153	2	16
UH	33	214	1	76
@UNLV	34	192	4	37
@BSU	28	197	1	26
SDSU	-	-	-	-
SJSU	-	-	-	-

PASSING

Game	Passes	Yds.	TD	Long
UI	29	247	0	44
@Minn	34	212	2	45
@UCLA	33	270	1	45
TOL	32	386	4	55
@NEV	28	241	2	69
WYO	32	287	2	35
@UNM	30	280	3	34
UH	31	284	4	49
@UNLV	35	274	2	23
@BSU	35	283	1	38
SDSU	-	-	-	-
SJSU	-	-	-	-

2018 DEFENSE GAME-BY-GAME

RUSHING DEFENSE

Game	Att.	Yds.	TD	Long
UI	32	102	1	15
@Minn	45	132	2	11
@UCLA	31	122	1	16
TOL	40	137	0	36
@NEV	43	132	0	15
WYO	30	104	0	12
@UNM	33	148	0	19
UH	26	88	0	18
@UNLV	41	197	0	24
@BSU	44	179	2	14
SDSU	-	-	-	-
SJSU	-	-	-	-

PASSING DEFENSE

Game	Passes	Yds.	TD	Long
UI	33	205	1	73
@Minn	26	175	0	25
@UCLA	24	151	1	45
TOL	31	238	3	54
@NEV	43	195	0	18
WYO	32	117	0	25
@UNM	32	132	1	26
UH	35	286	2	50
@UNLV	30	105	0	15
@BSU	29	269	1	49
SDSU	-	-	-	-
SJSU	-	-	-	-

SACKS/TFLS

Game	Sacks	Yds.	TFL	Yds.
UI	1.0	6	4.0	18
@Minn	1.0	6	4.0	11
@UCLA	1.0	1	3.0	3
TOL	5.0	40	9.0	48
@NEV	4.0	28	9.0	33
WYO	1.0	1	2.0	6
@UNM	0.0	0	2.0	7
UH	2.0	3	5.0	10
@UNLV	2.0	3	6.0	26
@BSU	1.0	3	4.0	8
SDSU	-	-	-	-
SJSU	-	-	-	-

National Leader: 46 and counting

Since his redshirt freshman season in 2015, senior KeeSean Johnson has been a steady pass catcher for Bulldog quarterbacks - actually the best in that category in program history. The East Palo Alto native has just one game in his entire career where he has gone without a catch - at Ole Miss in 2015 as a redshirt freshman in his second career game. Since then, Johnson has caught at least one pass in 46 consecutive games. Last season, Johnson surpassed the program's previous leader in consecutive games with a catch, Henry Ellard. Ellard, who was catching passes from Jeff Tedford in 1981-82, held the record previously catching passes in 34-straight games from 1979-82.

→ Mountain West Record Book: Johnson ranks No. 4 all-time in league history for the most consecutive games with at least one reception. He trails the leader, Dominic Rufran (Wyoming, 2011-14) with 49, followed by Casey Flair (UNLV, 2005-08) and Jovon Bouknight (Wyoming, 2002-05) who are tied for No. 2 with 47.

Johnson joins 3,000-yard club

KeeSean Johnson, an East Palo Alto native, has been the Bulldogs' leading receiver over the past two seasons, and is working his way up the Fresno State record books by putting up consistent numbers over the years. On Oct. 27 versus Hawai'i, Johnson broke another East Palo Alto native's record, Davante Adams, in career pass receptions, who owned 233 during his Bulldog career. Now, Johnson is tracking down the program's career receiving yardage record. Johnson became the fourth person in program history to surpass 3,000 yards by topping that mark at Boise State, joining Adams, and now needs 269 more yards to own the top spot.

- Johnson owns a team-best 70 receptions and 953 receiving yards in 2018.
- Johnson ranks T-8th in the FBS for most receptions (70).
- Johnson ranks 12th in the FBS for most receiving yards (953).
- Johnson trails Charlie Jones' receiving yardage record of 3,344 by 268 yards. He would need to average 134.0 yds/gm over two games, 89.3 yds/gm over three games or 67.0 yds/gm over four games to reach the program record.
- Johnson needs 47 yards to reach 1,000 yards receiving in 2018 - he would become the fourth receiver in program history to record back-to-back seasons of 1,000 yards. He would join Larry Willis, Davante Adams and Josh Harper. He would become the fifth Bulldog overall as Rodney Wright had two seasons of 1,000 yards, coming in 1999 and 2001.
- Johnson is the career active leader in the nation in receptions (250).
- Johnson is one of three active FBS players to own 3,000 or more career receiving yards.

PASS RECEPTIONS (CAREER)

	(To Match)
1. KeeSean Johnson, 2015-Pres.	250
2. Davante Adams, 2012-13	233
3. Josh Harper, 2011-14	228
4. Rodney Wright, 1998-01	222
5. Isaiah Burse, 2010-13	209
6. Bernard Berrian, 1999-03	199
7. Brian Roberson, 1993-96	188
8. Charlie Jones, 1992-95	187
9. Charles Smith, 1998-01	171
10. Larry Willis, 1983-84	142

FBS Active Career Leaders in Receptions

Rank	Player	No.
1	KeeSean Johnson, Fresno St.	250
2	T.J. Rahming, Duke	231
3	Olamide Zaccheaus, Virginia	224
4	Andy Isabella, Massachusetts	216
5	Scott Miller, Bowling Green	205

RECEIVING YARDAGE (CAREER)

	(To Match)
1. Charlie Jones, 1992-95	3,344 (268)
2. Rodney Wright, 1998-01	3,274 (198)
3. KeeSean Johnson, 2015-Pres.	3,076
4. Davante Adams, 2012-13	3,030
5. Brian Roberson, 1993-96	2,956
6. Henry Ellard, 1979-82	2,947
7. Josh Harper, 2011-14	2,938
8. Bernard Berrian, 1999-03	2,849
9. Isaiah Burse, 2010-13	2,503
10. Charles Smith, 1998-01	2,368

FBS Active Career Leaders in Receiving Yards

Rank	Player	No.
1	Andy Isabella, Massachusetts	3,307
2	Cody Thompson, Toledo	3,200
3	KeeSean Johnson, Fresno St.	3,076
4	Penny Hart, Georgia St.	2,891
5	Trevon Brown, East Carolina	2,828

2018 ACTIVE STREAKS OF MOST CONSECUTIVE GAMES WITH 1+ RECEPTION

Player, School	Games
KeeSean Johnson, Fresno State	46
Ventell Bryant, Temple	45
Papi White, Ohio	40
Olamide Zaccheaus, Virginia	39
Jonathan Duhart, Old Dominion	38
Trenton Irwin, Stanford	38
Hunter Renfrow, Clemson	38
Penny Hart, Georgia State	37
Ty Lee, Middle Tennessee State	36
Stanley Morgan Jr., Nebraska	36
N'Keal Harry, Arizona State	35
Andy Isabella, Massachusetts	35
Scott Miller, Bowling Green	34
Bryan Edwards, South Carolina	34



Chasing Bear

Tight end Jared Rice has arguably been the most productive Fresno State tight end since Bear Pascoe (2005-08), who made himself a seven-year NFL career. Last time out, Rice became the first Bulldog tight end to eclipse 500 yards receiving in a season since Pascoe registered 553 in 2007; he also became the first Bulldog tight end to eclipse 40 receptions in a season since Pascoe did it in back-to-back seasons in 2007-08. And Pascoe is the last Bulldog tight end to gain over 1,000 yards receiving in a career - a number Rice trails by 86 yards in his junior season.

TIGHT END PASS RECEPTIONS (2018) - FBS

1. Josh Oliver, San Jose State	51
2. Caleb Wilson, UCLA	47
3. Kaden Smith, Stanford	47
4. Cameron Green, Northwestern	44
Keenen Brown, Texas State	44
6. Albert Okwuegbunam, Mizzou	43
7. Jared Rice, Fresno State	41
8. T.J. Hockenson, Iowa	39
Mik'Quan Deane, Western Ky.	39
10. Jace Sternberger, Texas A&M	38

Bear Pascoe (2005-08)	Jared Rice (2016-pres.)
Year: rec./yds./TDs	Year: rec./yds./TDs
2008: 40/400/4	2018: 41/520/3
2007: 45/553/4	2017: 22/388/2
2006: 22/307/2	2016: 4/6/2
2005: 5/34/0	Total: 67/914/7
Total: 112/1294/10	

TIGHT END RECEIVING YARDAGE (2018) - FBS

1. Caleb Wilson, UCLA	718
2. Jace Sternberger, Texas A&M	644
3. Josh Oliver, San Jose State	642
4. Kaden Smith, Stanford	635
5. T.J. Hockenson, Iowa	615
6. Brycen Hopkins, Purdue	551
7. Keenen Brown, Texas State	527
8. Jared Rice, Fresno State	520
9. Irv Smith Jr., Alabama	518
10. Mitchell Wilcox, South Florida	468

→ Rice owns the seventh-most receptions by a tight end (41) in the FBS in 2018.

→ Rice owns the eighth-most receiving yards by a tight end (520) in the FBS in 2018.

Plug and Play

In total, Fresno State has used five different combinations of starters on the offensive line this season. And despite the lack of continuity, like starting the same five in all 14 games a season ago, the results have been similar to the success a season ago.

Fresno State has kept a clean sheet four times (Minnesota, Wyoming, Hawai'i, UNLV) and allowed one apiece in the five other contests. The Bulldogs had their toughest outing last time out, allowing three sacks at Boise State - the most sacks allowed by a Bulldog team since the 2016 season finale versus San Jose State - albeit one of the three sacks at Boise State was a result of an intentional grounding flag and the sack was awarded to the defender with the quarterback pressure.

Fresno State returned three starters with 71 career combined starts (Netane Muti, Christian Cronk, Micah St. Andrew) going into the 2018 season opener ... in doing so, the line tinkered with its lineup to the point that Fresno State joined Western Kentucky and UTSA as the only offensive lines in the nation to start the season with all five position starters each earning their first career starts at their respective position to start 2018 ... the change continued losing Muti to a season-ending achilles injury during the Bulldogs' week two contest at Minnesota. Cronk moved back to left tackle (where he started in 2016-17) in the absence of Muti and junior college transfer Nick Abbs slid in at left guard. A new lineup emerged against Wyoming, having St. Andrew and Boyer flip positions (center-right guard) while Logan Hughes picked up his first start at left guard since 2016. The 'Dogs only steady presence had been Syrus Tuitele at right tackle over the first seven games until an injury allowed Bull to get his first start at right tackle against Hawaii, and a week later versus UNLV, Woodley got his first start at right tackle. Tuitele returned to right tackle against Boise State. Tuitele and Cronk share the most starts at one position this season with eight.

2018:

→ Fresno State ranks T-5th in the FBS in sacks allowed (0.80/game).

→ Fresno State ranks 6th in the FBS in tackles for loss allowed (3.60/game).

2017:

→ Fresno State ranked T-3rd in the FBS in sacks allowed (0.71/game).

→ Fresno State ranked T-3rd in the FBS in tackles for loss allowed (3.29/game).

SEASON STARTS BY POSITION - OFFENSIVE LINE (ACTIVE PLAYERS)

	2018	2017	2016	2015
Left Tackle	Christian Cronk (8) Netane Muti (2)	Christian Cronk (14)	Christian Cronk (12)	--
Left Guard	--	Netane Muti (14)	--	--
	Logan Hughes (5) Christian Cronk (2) Nick Abbs (3)	--	Logan Hughes (5)	--
Center	Markus Boyer (5)	--	--	--
Center	Micah St. Andrew (5)	--	--	--
Right Guard	Micah St. Andrew (5) Markus Boyer (5)	Micah St. Andrew (14)	Micah St. Andrew (12)	Micah St. Andrew (5)
Right Tackle	Syrus Tuitele (8) Dontae Bull (1) Quiero Woodley (1)	--	--	--

GAME-BY-GAME FIRST DOWNS

Opponent	(BY QUARTER)	TOTAL
Idaho	(9-4-5-6)	24
at Minnesota	(1-3-3-6)	13
at UCLA	(9-4-5-6)	24
Toledo	(6-9-7-2)	24
at Nevada	(5-2-3-2)	12
Wyoming	(3-4-6-4)	17
at New Mexico	(8-8-11-2)	29
Hawai'i	(8-8-5-3)	24
at UNLV	(7-8-7-3)	25
at Boise State	(3-7-3-9)	22
San Diego State		
San Jose State		

GAME-BY-GAME

YARDAGE GAINED BY QTR

Opponent	1Q	2Q	3Q	4Q
Idaho	149	76	151	110
at Minnesota	36	68	64	131
at UCLA	147	30	173	70
Toledo	98	248	154	54
at Nevada	73	43	106	49
Wyoming	70	94	156	71
at New Mexico	144	113	144	32
Hawai'i	152	198	111	101
at UNLV	123	117	145	85
at Boise State	95	91	77	127
San Diego State	-	-	-	-
San Jose State	-	-	-	-

GAME-BY-GAME

CUMULATIVE YARDAGE GAINED BY QTR

Opponent	1Q	2Q	3Q	4Q
Idaho	149	225	376	486
at Minnesota	36	104	168	299
at UCLA	147	177	350	420
Toledo	98	346	500	554
at Nevada	73	116	222	271
Wyoming	70	164	320	391
at New Mexico	144	257	401	433
Hawai'i	152	350	461	562
at UNLV	123	240	385	466
at Boise State	95	186	263	390
San Diego State	-	-	-	-
San Jose State	-	-	-	-

OPPONENTS GAME-BY-GAME FIRST DOWNS

Opponent	(BY QUARTER)	TOTAL
Idaho	(1-7-5-2)	15
at Minnesota	(7-4-2-7)	20
at UCLA	(3-5-6-0)	14
Toledo	(5-3-3-10)	21
at Nevada	(3-7-3-8)	21
Wyoming	(5-3-2-4)	14
at New Mexico	(1-8-3-7)	19
Hawai'i	(2-9-4-4)	19
at UNLV	(3-3-3-9)	18
at Boise State	(4-7-9-4)	24
San Diego State		
San Jose State		

OPPONENTS GAME-BY-GAME

YARDAGE GAINED BY QTR

Opponent	1Q	2Q	3Q	4Q
Idaho	69	122	81	35
at Minnesota	91	81	49	86
at UCLA	38	122	70	40
Toledo	98	63	38	176
at Nevada	58	113	57	99
Wyoming	74	44	38	65
at New Mexico	30	102	49	99
Hawai'i	54	171	69	80
at UNLV	68	64	43	127
at Boise State	96	115	138	99
San Diego State	-	-	-	-
San Jose State	-	-	-	-

OPPONENTS GAME-BY-GAME

CUMULATIVE YARDAGE GAINED BY QTR

Opponent	1Q	2Q	3Q	4Q
Idaho	69	191	272	307
at Minnesota	91	172	221	307
at UCLA	38	160	230	270
Toledo	98	161	199	375
at Nevada	58	171	228	327
Wyoming	74	118	156	221
at New Mexico	30	132	181	280
Hawai'i	54	225	294	374
at UNLV	68	132	175	302
at Boise State	96	211	349	448
San Diego State	-	-	-	-
San Jose State	-	-	-	-



FRESNO STATE MW RANKINGS

3rd Down Conversion Pct (12 ranked)	3
3rd Down Conversion Pct Defense (12 ranked)	4
4th Down Conversion Pct (12 ranked)	2
4th Down Conversion Pct Defense (12 ranked)	6
Completion Percentage (12 ranked)	1
Fewest Penalties (12 ranked)	4
Fewest Penalties Per Game (12 ranked)	4
Fewest Penalty Yards (12 ranked)	3
Fewest Penalty Yards Per Game (12 ranked)	3
First Downs Defense (12 ranked)	3
First Downs Offense (12 ranked)	5
Fumbles Lost (12 ranked)	1
Fumbles Recovered (12 ranked)	6
Kickoff Return Defense (12 ranked)	3
Kickoff Returns (12 ranked)	8
Net Punting (129 ranked)	1
Passes Had Intercepted (12 ranked)	2
Passes Intercepted (12 ranked)	1
Passing Offense (12 ranked)	6
Passing Yards Allowed (12 ranked)	1
Passing Yards per Completion (12 ranked)	8
Punt Return Defense (12 ranked)	1
Punt Returns (12 ranked)	8
Red Zone Defense (12 ranked)	1
Red Zone Offense (12 ranked)	3
Rushing Defense (12 ranked)	5
Rushing Offense (12 ranked)	9
Sacks Allowed (12 ranked)	2
Scoring Defense (12 ranked)	1
Scoring Offense (12 ranked)	2
Tackles for Loss Allowed (12 ranked)	1
Team Passing Efficiency (12 ranked)	1
Team Passing Efficiency Defense (12 ranked)	1
Team Sacks (12 ranked)	7
Team Tackles for Loss (12 ranked)	12
Time of Possession (12 ranked)	3
Total Defense (12 ranked)	2
Total Offense (12 ranked)	5
Turnover Margin (12 ranked)	1
Turnovers Gained (12 ranked)	2
Turnovers Lost (12 ranked)	1

SAN DIEGO STATE MW RANKINGS

3rd Down Conversion Pct (12 ranked)	8
3rd Down Conversion Pct Defense (12 ranked)	7
4th Down Conversion Pct (12 ranked)	3
4th Down Conversion Pct Defense (12 ranked)	1
Completion Percentage (12 ranked)	9
Fewest Penalties (12 ranked)	11
Fewest Penalties Per Game (12 ranked)	11
Fewest Penalty Yards (12 ranked)	11
Fewest Penalty Yards Per Game (12 ranked)	11
First Downs Defense (12 ranked)	1
First Downs Offense (12 ranked)	10
Fumbles Lost (12 ranked)	9
Fumbles Recovered (12 ranked)	12
Kickoff Return Defense (12 ranked)	4
Kickoff Returns (12 ranked)	7
Net Punting (12 ranked)	2
Passes Had Intercepted (12 ranked)	5
Passes Intercepted (12 ranked)	4
Passing Offense (12 ranked)	9
Passing Yards Allowed (12 ranked)	2
Passing Yards per Completion (12 ranked)	2
Punt Return Defense (12 ranked)	6
Punt Returns (12 ranked)	10
Red Zone Defense (12 ranked)	11
Red Zone Offense (12 ranked)	1
Rushing Defense (12 ranked)	1
Rushing Offense (12 ranked)	5
Sacks Allowed (12 ranked)	9
Scoring Defense (12 ranked)	2
Scoring Offense (12 ranked)	11
Tackles for Loss Allowed (12 ranked)	10
Team Passing Efficiency (12 ranked)	8
Team Passing Efficiency Defense (12 ranked)	3
Team Sacks (12 ranked)	5
Team Tackles for Loss (12 ranked)	7
Time of Possession (12 ranked)	4
Total Defense (12 ranked)	1
Total Offense (12 ranked)	10
Turnover Margin (12 ranked)	11
Turnovers Gained (12 ranked)	9
Turnovers Lost (12 ranked)	7

Not so secret weapon

One of the Bulldogs' best assets this season has been punter Blake Cusick. A Ray Guy Award Watch List member, which is given to the nation's best punter, the junior has placed 55.8 percent, 24-of-43, of his punts inside the opponents' 20-yard line, forcing teams to put together sustained drives to score points. Only eight of his 43 punts have been returned this season for a total of 25 yards.

- Nine punts have been placed inside the opponents' 10-yard line.
- His 24 punts inside the opponents' 20-yard line is the second-most in the FBS behind Kentucky's Max Duffy with 25.
- Fresno State ranks first in the MW and 18th in the nation in net punting at 40.4 yards.
- Through 10 games, Cusick has an average of 42.4 yards per punt which ranks sixth in the Mountain West and 45th nationally.
- 10 of Cusick's punts have gone for 50-plus yards, including a career-long 72 yarder at Nevada.

Defending the red zone

With opponents cashing in on just 60.0 percent of its trips to the red zone (12-of-20), Fresno State's defense ranks No. 2 in the FBS defending red zone opportunities. In total, Fresno State's opponents have reached the red zone 20 times - which ranks as the third-fewest trips to the red zone in the FBS.

→ Fresno State opponents have scored 12 times (8 TD/4 FG) in red zone trips and are tied for the fewest red zone scores allowed in the FBS with UAB. The next closest team in scores allowed have 15 - Appalachian State and Michigan.

→ Fresno State has stopped an opponent in the red zone in six of its 10 games. The Bulldogs held Idaho and Toledo to 1-of-3 on red zone chances.

→ Fresno State has recorded at least one red zone stop in five of the last seven games.

→ The 'Dogs kept Wyoming out of the red zone on Oct. 13

Nation's leader keeping opponents under 30

After 24 total games in the Tedford era, the defense has actually been the hallmark of the "quarterback guru's" tenure. Fresno State has allowed opponents to 16.1 points per game under Tedford. Furthermore, the Bulldogs have not allowed an opponent to score 30 or more points since Sept. 16, 2017 at Washington (L, 48-16), a stretch of 21 straight games, which is the longest streak in the FBS.

→ Fresno State is one of seven teams in the FBS to own a streak of double-digit games allowing 30 points or less.

CONSECUTIVE GAMES ALLOWING 30 POINTS OR LESS

Fresno State: 21
LSU: 20
Clemson: 15
Cincinnati: 11
Michigan: 11
Mississippi State: 11
Norte Dame: 11

Elite

Following a season in which the Bulldogs' defense was the program's best since the late 1980's, this year's group is on track to be even better. The Bulldogs are currently suffocating opposing offenses, holding them to the fifth-lowest points per game in the FBS (13.5).

→ During the last 50 years, Fresno State has held opponents to 15.0 points per game or less four times.

→ Only once has a Bulldog defense held opponents below 14 points per game for an entire season (1986 - 13.6).

TOP BULLDOG SCORING DEFENSES (LAST 50 YEARS)

1. 2018 - 13.5 ppg
2. 1986 - 13.6 ppg
3. 1988 - 14.1 ppg
4. 1972 - 14.4 ppg
5. 1977 - 14.8 ppg

TOP SCORING DEFENSES IN NCAA IN 2018

1. Alabama - 12.7 ppg
- Clemson - 12.7 ppg
3. Michigan - 12.9 ppg
4. UAB - 13.2 ppg
5. Fresno State - 13.5 ppg
- Miss. State - 13.5 ppg

Dominance in league play

Through six games in Mountain West play, Fresno State's defense has allowed just 10.0 points per game in those outings. The 60 points allowed is the second-least by a Bulldog defense through its first six conference games since the beginning of the modern era. The 1988 defense allowed 49 through its first six games.

POINTS ALLOWED THROUGH 6 CONFERENCE GAMES (MODERN ERA)

1. 1988 - 49
2. 2018 - 60
3. 2005 - 65
4. 1990 - 81
5. 1987 - 84



Manufacturing takeaways

Through 10 games, Fresno State has produced 22 takeaways - which ranks tied for the ninth-most in the country (based on all teams and all games). The Bulldogs' 16 interceptions ranks tied for the second-most in the FBS. The Bulldogs turnover margin ranks third-best in the country having turned the ball over seven times - equaling a +1.50 turnover margin.

- Thirteen different Bulldogs have accounted for a takeaway this season. Jeff Allison, James Bailey and Patrick Belony own two apiece while Mike Bell, Juju Hughes and Tank Kelly lead the team with three apiece.
- Fresno State has won the turnover battle in seven of its 10 games this season. The Bulldogs are 6-1 in those seven games.

→ Fresno State is 13-2 when winning the turnover battle under Jeff Tedford with the only losses coming on the road at Washington in 2017 and at Boise State in 2018.

Points off turnovers

Fresno State has recorded 93 points off turnovers through 10 games, a number that has already surpassed season totals from the past four seasons and three points away from the 2013 team's 96 point total over 14 games.

→ The Bulldogs had 38 points off turnovers in their contest against Idaho, scoring five touchdowns and a field goal. Looking back, it's the first time since 2013 that the Bulldogs posted 30 or more points off turnovers - having done so against Idaho scoring 35 points off turnovers in that game.

SINGLE GAME HIGH PTS. OFF TO	SINGLE SEASON TOTAL PTS. OFF TO
2018: 38 (<i>thru 10</i>)	2018: 93 (<i>thru 10</i>)
2017: 14	2017: 61
2016: 14	2016: 38
2015: 10	2015: 58
2014: 24	2014: 89
2013: 35	2013: 96
2012: 24	2012: 172
2011: 14	2011: 35
2010: 10	2010: 48

Aerial pursuit

While Fresno State remains one of the top teams in the FBS in takeaways, its strength has been when attacking a team's passing game. The Bulldogs rank tied for No. 2 in the FBS in interceptions with 16.

- The fear of ball-hawking defenders has led quarterbacks to be off their game, holding them to the third-lowest passing efficiency in the nation at 99.39. Quarterbacks have been held to a 51.1 percent completion percentage.
- Nine different Bulldogs have hauled in an interception this season. Tank Kelly, Mike Bell and Juju Hughes lead the team with three while Jeff Allison has accounted for two.
- Eleven of Fresno State's picks have come from its secondary, three from its linebackers and two from the linemen up front.
- The 64 passes defended is the third-most in the nation and is the most for a Fresno State team since the 2012 and 2013 teams recorded 68 in 13 games.
- Tank Kelly is tied for the third-most pass break-ups in the FBS with 18.

Taking rather than allowing

Fresno State's defense is one of 18 units in the country to have more interceptions than passing touchdowns allowed. The Bulldogs intercept 1.78 passes per touchdown allowed through the air which is No. 4 nationally.

→ Fresno State and Utah State are the only two Mountain West schools to have forced more interceptions than allowed passing touchdowns. Fresno State has allowed eight pass TDs to its 15 INTs while the Aggies have given up 14 pass TDs to their 16 INTs.

INTERCEPTIONS VS. PASSING TDs ALLOWED RATIO

1. Georgia Southern - 2.00
2. Appalachian State - 1.88
- Mississippi State - 1.99
4. Fresno State - 1.78
5. Michigan 1.67

FRESNO STATE FBS RANKINGS

3rd Down Conversion Pct (129 ranked)	14
3rd Down Conversion Pct Defense (129 ranked)	28
4th Down Conversion Pct (129 ranked)	9
4th Down Conversion Pct Defense (129 ranked)	84
Completion Percentage (129 ranked)	1
Fewest Penalties (129 ranked)	43
Fewest Penalties Per Game (129 ranked)	40
Fewest Penalty Yards (129 ranked)	20
Fewest Penalty Yards Per Game (129 ranked)	21
First Downs Defense (129 ranked)	35
First Downs Offense (129 ranked)	54
Fumbles Lost (129 ranked)	5
Fumbles Recovered (124 ranked)	68
Kickoff Return Defense (129 ranked)	35
Kickoff Returns (129 ranked)	101
Net Punting (129 ranked)	18
Passes Had Intercepted (129 ranked)	13
Passes Intercepted (128 ranked)	2
Passing Offense (129 ranked)	24
Passing Yards Allowed (129 ranked)	24
Passing Yards per Completion (129 ranked)	72
Punt Return Defense (129 ranked)	9
Punt Returns (129 ranked)	74
Red Zone Defense (129 ranked)	2
Red Zone Offense (129 ranked)	22
Rushing Defense (129 ranked)	29
Rushing Offense (129 ranked)	91
Sacks Allowed (129 ranked)	5
Scoring Defense (129 ranked)	5
Scoring Offense (129 ranked)	16
Tackles for Loss Allowed (129 ranked)	6
Team Passing Efficiency (129 ranked)	10
Team Passing Efficiency Defense (129 ranked)	3
Team Sacks (129 ranked)	97
Team Tackles for Loss (129 ranked)	111
Time of Possession (129 ranked)	38
Total Defense (129 ranked)	17
Total Offense (129 ranked)	48
Turnover Margin (129 ranked)	3
Turnovers Gained (129 ranked)	9
Turnovers Lost (129 ranked)	3

SAN DIEGO STATE FBS RANKINGS

3rd Down Conversion Pct (129 ranked)	101
3rd Down Conversion Pct Defense (129 ranked)	62
4th Down Conversion Pct (129 ranked)	25
4th Down Conversion Pct Defense (129 ranked)	18
Completion Percentage (129 ranked)	103
Fewest Penalties (129 ranked)	112
Fewest Penalties Per Game (129 ranked)	113
Fewest Penalty Yards (129 ranked)	107
Fewest Penalty Yards Per Game (129 ranked)	106
First Downs Defense (129 ranked)	10
First Downs Offense (129 ranked)	113
Fumbles Lost (129 ranked)	110
Fumbles Recovered (124 ranked)	124
Kickoff Return Defense (129 ranked)	48
Kickoff Returns (129 ranked)	90
Net Punting (129 ranked)	30
Passes Had Intercepted (129 ranked)	36
Passes Intercepted (128 ranked)	44
Passing Offense (129 ranked)	102
Passing Yards Allowed (129 ranked)	43
Passing Yards per Completion (129 ranked)	17
Punt Return Defense (129 ranked)	47
Punt Returns (129 ranked)	107
Red Zone Defense (129 ranked)	102
Red Zone Offense (129 ranked)	8
Rushing Defense (129 ranked)	5
Rushing Offense (129 ranked)	70
Sacks Allowed (129 ranked)	101
Scoring Defense (129 ranked)	23
Scoring Offense (129 ranked)	113
Tackles for Loss Allowed (129 ranked)	109
Team Passing Efficiency (129 ranked)	81
Team Passing Efficiency Defense (129 ranked)	46
Team Sacks (129 ranked)	70
Team Tackles for Loss (129 ranked)	80
Time of Possession (129 ranked)	42
Total Defense (129 ranked)	11
Total Offense (129 ranked)	107
Turnover Margin (129 ranked)	103
Turnovers Gained (129 ranked)	103
Turnovers Lost (129 ranked)	81



My turn

While Fresno State has totaled 16 interceptions on the year, the INTs have been spread throughout the defense. Don't have a pick? It's just a matter of time. On Nov. 3, Jaron Bryant became the ninth Bulldog to intercept a pass in 2018 after leading the 'Dogs with four picks a season ago.

→ The nine different players with an interception is the most for the Bulldogs since the 2004 team which also had nine. Two years earlier, the 2002 team had 11 different players record an interception.

→ Of Fresno State's 16 interceptions, four players have accounted for multiple picks (Tank Kelly - 3, Mike Bell, 3, Juju Hughes - 3, Jeff Allison - 2). The last time the Bulldogs have had at least four players record at least two INTs in a season was 2004 (Marcus McCauley - 3, James Sanders - 3, Richard Marshall, Nate Ray - 2).

Ball Hawks

Ranking No. T-2 in the FBS in interceptions, Fresno State has recorded at least one in each of the last eight games. It is the longest streak since the 2012 season when the Bulldogs grabbed at least one in 11 straight games.

The offense doesn't have to do all of the scoring

Through 10 games, Fresno State has scored five touchdowns without the use of its offense, the latest coming by way of Jamire Jordan catching a Hawai'i missed field goal eight yards deep into the end zone and returning it for a touchdown on Oct. 27. The Bulldogs are tied with Temple for the FBS lead in defensive touchdowns.

- The Bulldogs have run two interceptions back for touchdowns this season, a 38-yard return by Mykal Walker against Toledo on Sept. 29 and a 39-yard return from Tank Kelly versus Idaho in the season opener.
- Against Idaho, Jaron Bryant became the first player in FBS history to return two blocked punts for touchdowns in the same game, and both were in the second quarter. No team in FBS history had ever performed the feat twice in one game.
- The five non-offensive touchdowns is the most for a Bulldog team since recording five in 2013. That team returned two interceptions, one fumble and two punts.

Jeff Allison - the Dog in the middle

As one of the nation's leading tacklers a season ago with 126, middle linebacker Jeff Allison has continued 2018 where he left off. Despite missing nearly all of the UNLV game (exiting in the 1st qtr.), he is currently on pace to surpass his 2017 total if the 'Dogs play 14 games again as he leads Fresno State with 98 tackles - an average of 9.8 per game (despite logging zero tackles in the UNLV game that he exited). He is 39 tackles ahead the second-leading tackler, LB George Helmuth, who owns 59.

- In 23 career starts, Allison has led the Bulldogs in tackles 15 times. He has collected double-digit tackles on 11 occasions.
- Allison ranks sixth in the MW in tackles per game at 9.8, good for 26th in the FBS after missing nearly all of the UNLV game on Nov. 3.
- His 5.2 solo stops per game is fifth in the MW and ranks No. 39 in the FBS.
- He began the season on both the Bednarik (top defensive player) and Butkus (top linebacker) Award watch lists.

Game	Tackles	Led
Idaho	6	Yes
Minnesota	15	Yes
UCLA	6	--
Toledo	9	Yes
Nevada	17	Yes
Wyoming	13	Yes
New Mexico	10	Yes
Hawai'i	8	--
UNLV	0	--
Boise State	14	Yes
TOTAL:	98	7/10

Not to be underestimated

Anthoula "Tank" Kelly has been everything that his name entails through the first 10 games of 2018. The senior cornerback has been a destructive force thus far providing big hits, big plays and has locked down opposing receivers. Kelly is tied for third in the FBS in passes defended with 18 with San Jose State's Dakari Monroe. With three INTs, Kelly is tied for the second-most in the MW and ranks tied for the 28th-most in the FBS - he tied with teammate Mike Bell (3) and Juju Hughes (3).

- Kelly recorded 13 of 18 passes defended in three games (Idaho - 5; Nevada - 4; Wyoming - 4).
- The 5-foot-10 defensive back has three interceptions, one blocked field goal and one forced fumble on the year. The Bulldogs have scored 21 points off of the fifth-year senior's big plays.
- Kelly has recorded three firsts in his Bulldog career this season: return an interception for a touchdown, block a field goal and force a fumble.

Do Not Enter

This season, Fresno State has put up a "Do Not Enter" sign on its opponents' end zone. Like last year, the Bulldogs have held three opponents without a touchdown. The 2018 season marks the fifth time in the modern era in which the 'Dogs have recorded at least three games in which their opponents have not found the endzone in a single season. The 1988 team held four teams without a touchdown. Three games were also done in 2017, 2007 and 1986.

→ Fresno State has allowed 15 touchdowns this season, the second-fewest in the FBS to Mississippi State's 12.



Roster breakdown

- Fresno State returns 43 lettermen and 17 starters.
- Fresno State's 109-man roster sports 53 upperclassmen and 56 underclassmen.
- The senior class is made up of 27 players.
- 86 players hail from the state of California.
- Nine states outside of California make up the hometowns of 19 players, with Texas leading the way with seven.
- Four Bulldog players call Canada home.
- Seven players entered 2018 on national watch lists.

Fresh faces

The Bulldogs entered the season as a veteran group, sporting 27 seniors. But that did not mean there was not room for newcomers to impact the team. Nine games into the season there have been 10 players that have received their first career starts, while 28 have seen their first action as members of the Fresno State football team.

First Game Action

1. LB Sherwin King Jr. (Fr.)
2. DL Isaiah Johnson (Fr.)
3. OL Marc-David Bien-Aime (Fr.)
4. OL Jace Fuamatu (Fr.)
5. DB Chris Brown (RFr.)
6. OL Dontae Bull (RFr.)
7. WR Chris Coleman (RFr.)
8. WR Patrick Elima-Jeune (RFr.)
9. DB Wylan Free (RFr.)
10. K Asa Fuller (RFr.)
11. DB Chris Gaston (RFr.)
12. WR Zane Pope (RFr.)
13. OL Zelan Tupuola (RFr.)
14. RB Romello Harris (So.)

15. WR Kevin Parker (So.)

16. OL Matt Smith (So.)
17. DL Leevel Tatum (So.)
18. LS Patrick Williams Jr. (So.)
19. OL Nick Abbs (Jr.)
20. LB Dorrzel Hicks (Jr.)
21. DL Ricky McCoy (Jr.)
22. OL Cody Pound (Jr.)
23. LB Messiah Tyler (Jr.)
24. TE Cam Sutton (Jr.)
25. QB Jorge Reyna (RJR.)
26. DL Mykal Walker (RJR.)
27. DB Matt Boateng (Sr.)
28. WR Michiah Quick (RSr.)

First Time Starters

1. OL Markus Boyer (Sr.) - 9/1
2. DB Wylan Free (RFr.) - 9/1
3. WR Michiah Quick (RSr.) - 9/1
4. OL Syrus Tuitele (RFr.) - 9/1
5. DE Mykal Walker (RJR.) - 9/1
6. OL Nick Abbs (Jr.) - 9/15
7. WR Justin Allen (Sr.) - 9/15
8. DE Kwami Jones (Jr.) - 10/6
9. OL Dontae Bull (RFr.) - 10/27
10. OL Quireo Woodley (RFr.) - 11/3

Team Captains

Seniors Marcus McMaryion (QB) and George Helmuth (LB) were named the Bulldogs' 2018 team captains. The duo serve as the team's permanent captains throughout the season while two other individuals are named captains on a game-by-game basis. This 2 & 2 format was instituted in year one under Jeff Tedford.

Last season, under Tedford's captain system, four juniors (now seniors) represented the Bulldogs as game-by-game picks. Those players were James Bailey (5x), KeeSean Johnson (4x), Kyle Riddering (3x) and Micah St. Andrew (1x).

Juju Hughes, Jeff Allison and Logan Hughes have been pegged first-time team captains alternates in 2018.

WEEK-BY-WEEK CAPTAINS SELECTED

- Sept. 1: Micah St. Andrew/James Bailey
 Sept. 8: KeeSean Johnson/Juju Hughes
 Sept. 15: KeeSean Johnson/Jeff Allison
 Sept. 29: Kyle Riddering/James Bailey
 Oct. 6: Micah St. Andrew/Juju Hughes
 Oct. 13: KeeSean Johnson/Jeff Allison
 Oct. 20: Kyle Riddering/James Bailey
 Oct. 27: Micah St. Andrew/Juju Hughes
 Nov. 3: Logan Hughes/Jeff Allison
 Nov. 9: KeeSean Johnson/James Bailey

Impact walk-ons

Fresno State currently has four individuals making starts who began their respective careers as walk-ons at Fresno State (all four are now on scholarship).

- senior linebacker and team captain, George Helmuth
- junior defensive lineman, Jasad Haynes
- reshirt junior defensive lineman, Mykal Walker
- senior center, Micah St. Andrew

AP TOP 25

1. Alabama (61).....	10-0
2. Clemson	10-0
3. Notre Dame.....	10-0
4. Michigan	9-1
5. Georgia.....	9-1
6. Oklahoma.....	9-1
7. West Virginia.....	8-1
8. Washington State.....	9-1
9. Ohio State.....	9-1
10. LSU.....	8-2
11. UCF.....	9-0
12. Syracuse.....	8-2
13. Texas.....	7-3
14. Utah State.....	9-1
15. Florida.....	7-3
16. Penn State.....	7-3
17. Washington.....	7-3
18. Iowa State.....	6-3
19. Cincinnati.....	9-1
20. Kentucky.....	7-3
21. Utah.....	7-3
22. Boston College.....	7-3
23. Boise State.....	8-2
24. Northwestern.....	6-4
25. Mississippi State.....	6-4

Others receiving votes: Army 128, UAB 78, Fresno State 61, Michigan State 31, NC State 30, Buffalo 29, Pittsburgh 28, Duke 20, Texas A&M 16, Iowa 8, Arizona State 6, Stanford 3, Auburn 3, Troy 1

USA TODAY COACHES POLL

1. Alabama (64).....	10-0
2. Clemson (1).....	10-0
3. Notre Dame.....	10-0
4. Michigan	9-1
5. Georgia.....	9-1
6. Oklahoma.....	9-1
7. West Virginia.....	8-1
8. Ohio State.....	9-1
9. Washington State.....	9-1
10. LSU.....	8-2
11. UCF.....	9-0
12. Syracuse.....	8-2
13. Utah State.....	9-1
14. Texas.....	7-3
15. Penn State.....	7-3
16. Florida.....	7-3
17. Washington.....	7-3
18. Iowa State.....	6-3
19. Utah.....	7-3
20. Cincinnati.....	9-1
21. Kentucky.....	7-3
22. Boston College.....	7-3
23. Mississippi State.....	6-4
24. Boise State.....	8-2
25. UAB.....	9-1

Others receiving votes: Northwestern 87, Fresno State 64, Army 58, Buffalo 56, Virginia 44, Duke 38, NC State 37, Pittsburgh 30, Texas A&M 29, Michigan State 20, Auburn 19, Troy 17, Appalachian State 14, Missouri 13, San Diego State 10, Wisconsin 7, Arizona State 2, Tennessee 1

COLLEGE FOOTBALL PLAYOFF (11/6)

1. Alabama	9-0
2. Clemson	9-0
3. Notre Dame.....	9-0
4. Michigan	8-1
5. Georgia.....	8-1
6. Oklahoma.....	8-1
7. LSU.....	7-2
8. Washington State.....	8-1
9. West Virginia.....	7-1
10. Ohio State.....	8-1
11. Kentucky.....	7-2
12. UCF.....	8-0
13. Syracuse.....	7-2
14. NC State.....	6-2
15. Florida.....	6-3
16. Mississippi State.....	6-3
17. Boston College.....	7-2
18. Michigan State.....	6-3
19. Texas.....	6-3
20. Penn State.....	6-3
21. Iowa.....	6-3
22. Iowa State.....	5-3
23. Fresno State.....	8-1
24. Auburn.....	6-3
25. Washington.....	7-3



Defensive legacy

In his first season on the field for the Bulldogs, junior Mykal Walker is making an immediate impact where his late father Michael once played (1985-86). Through 10 games, the younger Walker is already creating his own legacy at defensive end. The 6-foot-3, 220-pound athlete has been all over the field for the Bulldogs. He ranks second in the Mountain West among defensive linemen in tackles with 55 (5.0 per game).

- In his first game in a Bulldog uniform, Walker blocked a field that was returned for a touchdown ... he recorded his second block of the season at UNLV on Nov. 3, this time a punt to become the first Bulldog since 2011 to record multiple blocks in a season - his two blocks rank tied for tied for the third-most in the FBS. There are only two individuals in the FBS with more than two blocks this season.
- Against Toledo, Walker became the first Bulldog defensive lineman to return an interception for a touchdown since Tristan Okpalaugo on Sept. 22, 2012.
- Walker has forced two fumbles (back-to-back games vs. UCLA & Toledo) and recovered one (Hawai'i).
- Against Hawai'i, Walker tallied a team-high nine tackles to become the first defensive lineman to lead the Bulldogs in tackles since Tyler Davison led team with eight versus Nevada in 2014.

Cleaning up open space

With Fresno State's corners locking down receivers on the outside this season, that has allowed the safety duo of Mike Bell and Juju Hughes do what they do best - make plays:

- With both Bell and Hughes recording a team-high three interceptions apiece, the two also sit second and third on the team in pass breakups with 10 (Bell) and nine (Hughes), respectively.
- All six of their interceptions have come in Mountain West play. The Bulldogs have converted points of the turnovers on half of those plays (17 points).
- The two sit fourth and sixth on team in tackles with Bell at 55 and Hughes at 50.

Win the third

For Fresno State, the third quarter has gone a long way in determining the outcome of games in 2018. Fresno State has outscored its opponents 126-21 in the third, and have allowed just seven points in the third during conference play (89-7). Only one team, Boise State, has managed more than 100 yards of offense in the third quarter against Fresno State.

→ Fresno State has outgained nine of its 10 opponents in the third quarter with Boise State being the only opponent to outgain the 'Dogs (138-77). The Broncos were also the only team the Bulldogs have been unable to outscore in the third (7-7) as well.

→ Only three teams have held an advantage over the 'Dogs in yards through three quarters with Fresno State going 1-2 in those situations. Minnesota (led by 3 points) held a 62-yard edge. Boise State (trailed by 7 points) led by 86 yards. Nevada held a six-yard advantage but the Bulldogs had a two-score lead at 14-3.

Time to get defensive

While the winner of the Fresno State-San Diego State game has determined the winner of the West Division in the first five seasons since the conference split into divisions, defense has been what has won the west.

- Over the last three seasons, scoring in double-figures has been enough to win the game.
- The average margin of victory in this game over the last five seasons has been 14.0 points.
- This season, Fresno State and San Diego State rank 1-2 in the league in the scoring defense, pass defense and total defense. The Aztecs own the top run defense while the Bulldogs are fifth.
- The winning team in the previous four match-ups have held their opponent to below 275 yards of offense.

Bert Watts named Broyles Award nominee

Fresno State defensive coordinator Bert Watts was announced by the Frank & Barbara Broyles Foundation as a nominee for the 2018 Broyles Award on Nov. 7, which honors college football's top assistant coaches.

The 53 nominees in this year's class were selected from approximately 1,500 assistant coaches representing 130 Division I programs across the country. The Broyles Award selection process includes the Football Writers Association of America (FWAA), a college football hall-of-fame selection committee and current college head coaches.

FRESNO STATE'S DEFENSIVE FBS RANKINGS

Passes Intercepted (128 ranked): 2
 Red Zone Defense (129 ranked): 2
 Team Passing Efficiency Defense (129 ranked): 3
 Scoring Defense (129 ranked): 5
 Turnovers Gained (129 ranked): 9
 Total Defense (129 ranked): 17

→ After 10 games, Fresno State's defense ranks in the top 10 of five categories and in the top 20 of six categories.



This N' That

- Fresno State's seven-game win streak was snapped at Boise State.
- Fresno State dropped to 8-1 in games when holding a first half lead by falling at Boise State.
- Fresno State has won 17 of its last 21 games overall.
- Fresno State owns the nation's lead in consecutive games (21) of limiting opponents under 30 points.
- Fresno State is 5-1 in conference play.
- The Bulldogs dropped to 8-1 in 2018 and 16-2 under Jeff Tedford when leading after three quarters. Both losses are to Boise State.
- Fresno State suffered its first regular season Mountain West road loss under Jeff Tedford (7-1).
- Fresno State has not won at Boise State since its first trip to Boise before it was the blue turf on Sept. 8, 1984 under Jim Sweeney. The 'Dogs have dropped 10-straight since.
- Boise State improved to 112-8 in home games at Albertsons Stadium since the year 2000.
- Fresno State has not allowed a touchdown in the first quarter against a MW opponent (six straight games).
- Fresno State entered last Friday's game having not allowed a touchdown in the third quarter in six straight games (UCLA). Boise State scored seven points and racked up 138 yards.
- KeeSean Johnson surpassed 3,000 yards receiving at BSU, becoming the fourth player in program history to do so.
- KeeSean Johnson extended his nation-leading streak of consecutive games with at least one catch to 46 last time out.
- KeeSean Johnson moved to No. 3 on the Bulldogs' all time receiving yards in a career list. Johnson sits at No. 3 with 3,076 while Davante Adams owned 3,030, now at No. 4.
- Boise State became the first defense to record multiple sacks in a game against Fresno State in 2018. The three sacks allowed were the most in a single game by an opponent since allowing four to San Jose State on Nov. 26, 2016.
- Fresno State won the turnover battle 1-0, but dropped the contest. The last time the Bulldogs won the turnover battle but lost the game was at Washington on Sept. 15, 2017.
- Alex Mattison's 144 yards rushing were the most allowed by a Bulldog team since Alabama's Jalen Hurts rushed for 154 on Sept. 9, 2017.
- Jeff Allison led the team in tackles with 14. Allison has led the team in tackles 15 times in 23 career starts. He has collected 10 or more tackles on 11 occasions.

Nation's Top Winning Percentages at Current Stadiums

Updated: Through 11/10/18

School	Stadium Name (Opened)	Record	Winning %
1. Alabama	Bryant-Denny Stadium (1929)	264-53-3	.830
2. Boise State	Albertsons Stadium (1970)	264-55	.82758621
2. Georgia Southern	Paulson Stadium (1984)	192-40	.82758621
4. Marshall	Joan C. Edwards Stadium (1991)	158-34	.823
5. Houston	TDECU Stadium (2014)	26-6	.813
6. Oklahoma	Gaylord Family-Oklahoma Memorial Stadium (1923)	396-86-15	.812
7. Penn State	Beaver Stadium (1960)	289-74	.796
8. Auburn	Jordan-Hare Stadium (1939)	323-83-7	.791
9. Ohio State	Ohio Stadium (1922)	442-112-20	.787
10. Tennessee	Neyland Stadium (1921)	467-130-17	.774
11. Georgia	Sanford Stadium (1929)	350-106-9	.7624
12. Michigan	Michigan Stadium (1927)	430-129-15	.7622
13. Texas	Texas Memorial Stadium (1924)	375-114-10	.7615
14. Fresno State	Bulldog Stadium (1980)	177-55-2	.7607
15. Appalachian State	Kidd Brewer Stadium (1962)	243-75-5	.7601
16. Florida State	Doak Campbell Stadium (1950)	297-94-4	.757
17. BYU	LaVell Edwards Stadium (1964)	239-77	.756
18. Nebraska	Memorial Stadium (1923)	418-132-13	.754
19. USC	Los Angeles Memorial Coliseum (1923)	445-138-27	.7516
20. Notre Dame	Notre Dame Stadium (1930)	349-114-5***	.7511
21. Florida	Ben Hill Griffin Stadium (1930)	334-109-13	.747
22. Clemson	Memorial Stadium (1942)	300-102-7	.742
23. UCF	Spectrum Stadium (2007)	55-20	.733
24. Arizona State	Sun Devil Stadium (1958)	292-106-3	.7319
25. West Virginia	Milan Puskar Stadium (1980)	178-64-4	.7317

*These are submitted records based on those recognized by the NCAA as it relates to forfeits/vacated wins, etc.

**These records reflect the outcomes from the time the current stadium opened and do not take into account renovations/renaming/expansion, etc.

***This record includes 11 wins in Notre Dame Stadium in 2012 and 13. It will be updated once Notre Dame's appeal has been heard.



THE MOUNTAIN WEST

MW Players of the Week-History

MOUNTAIN WEST OFFENSIVE

PLAYERS OF THE WEEK

2018	Marcus McMaryion, QB	Oct. 1
	Marcus McMaryion, QB	Sept. 17
2017	Marcus McMaryion, QB	Nov. 25
2013	Derek Carr, QB	Nov. 25
	Derek Carr, QB	Nov. 4
	Davante Adams, WR	Oct. 21
	Davante Adams, WR	Oct. 7
	Derek Carr, QB	Sept. 3
2012	Derek Carr, QB	Nov. 26
	Robbie Rouse, RB	Nov. 12
	Derek Carr, QB	Oct. 29
	Derek Carr, QB	Oct. 1
	Robbie Rouse, RB	Sept. 17

MOUNTAIN WEST DEFENSIVE

PLAYERS OF THE WEEK

2018	Mykal Walker, DE	Oct. 1
2017	George Helmuth, LB	Nov. 18
	Jeff Allison, LB	Nov. 4
	Jeff Allison, LB	Oct. 21
	Juju Hughes, DB	Oct. 7
2014	Kyrie Wilson, ILB	Nov. 8
2013	Ejiro Ederaine, OLB	Oct. 28
2012	Travis Brown, ILB	Nov. 12
	Phillip Thomas, SS	Oct. 8
	Andy Jennings, DE	Oct. 1
	Phillip Thomas, SS	Sept. 17

MOUNTAIN WEST SPECIAL TEAMS

PLAYERS OF THE WEEK

2018	Jaron Bryant, DB	Sept. 3
2013	Marcel Jensen, TE	Oct. 28
	Isaiah Burse, PR	Sept. 9
	Colin McGuire, PK	Sept. 3
2012	Andrew Shapiro, FS	Sept. 17
	Quentin Breshears, PK	Sept. 10

Return to roots

Did you know Jeff Tedford is one of 22 head coaches to be at the helm of his alma mater?

Head Coach	Alma Mater	Head Coach	Alma Mater
John Bonamego.....	Central Michigan	Mike Neu.....	Ball State
Troy Calhoun.....	Air Force	Barry Odom.....	Missouri
Paul Chryst.....	Wisconsin	Mark Richt.....	Miami
Pat Fitzgerald.....	Northwestern	Nick Rolovich.....	Hawaii
Scott Frost.....	Nebraska	Scott Satterfield	Appalachian State
Mike Gundy	Oklahoma State	David Shaw	Stanford
Jim Harbaugh.....	Michigan	Kalani Sitake	BYU
Bryan Harsin.....	Boise State	Kirby Smart.....	Georgia
Kliff Kingsbury.....	Texas Tech	Jonathan Smith	Oregon State
Tim Lester	Western Michigan	Jeff Tedford	Fresno State
Matt Luke	Ole Miss	Matt Wells.....	Utah State

Conference preseason predictions

The 'Dogs were predicted to finish first in the West Division of the Mountain West in the 2018 MW preseason poll and are coming off winning the West Division in 2017 after going 7-1 in conference play. It was the fourth time in six years the 'Dogs have won their division or a share of the Mountain West title since moving to the league in 2012.

→ The Bulldogs have been predicted to win their division twice before being picked to repeat as West Division champs in 2018. Previously when the 'Dogs were picked to represent the West in the MW Championship Game in 2013 and 2014, they did just that.

Year	Conference	Prediction	Result
2012	Mountain West	3rd	T-1st*
2013	Mountain West	1st (West).....	1st (West)/Won MW Championship Game
2014	Mountain West	1st (West).....	1st (West)/Lost MW Championship Game
2015	Mountain West	2nd (West)	T-4th (West)
2016	Mountain West	4th (West)	6th (West)
2017	Mountain West	6th (West)	1st (West)
2018	Mountain West	1st (West).....	?

* 2012 was the last season there was not a championship game and no divisional format

Bulldogs in the NFL

Former Bulldog	NFL Team	Position	NFL EXP.
Davante Adams (2012-13)	Green Bay Packers	WR	4
Week 10: Adams made four receptions for 57 yards and caught both of the Packers' (4-4-1) receiving touchdowns on Sunday in a 31-12 win at home over the Miami Dolphins (5-5).			
Derek Carr (2009-13)	Oakland Raiders	QB	4
Week 10: Carr went 24-of-37 through the air for 243 yards on Sunday in the Raiders' (1-8) 20-6 loss at home to the Los Angeles Chargers (7-2).			
Tyler Davison (2011-14)	New Orleans Saints	DT	3
Week 10: Davison made one assisted tackle on Sunday in the Saints' (8-1) 51-14 win at the Cincinnati Bengals (5-4).			
Ben Jacobs (2007-10)	Carolina Panthers	LB	6
Week 10: Jacobs played in his ninth game of the season, but did not record any statistics in the Panthers' (6-3) 52-21 loss at the Pittsburgh Steelers (6-2-1) on Thursday Night Football.			
Curtis Riley (2013-14)	New York Giants	FS	2
Week 10: Riley and the New York Giants (1-7) are at the San Francisco 49ers (2-7) on Monday Night Football.			
*Da'Mari Scott (2013-17)	Cleveland Browns	WR	R
Week 10: Scott was held of action on Sunday with an injury in the Browns' (3-6-1) 28-16 win at home over the Atlanta Falcons (4-5).			
Charles Washington (2011-15)	Detroit Lions	DB	1
Week 10: Washington played in his ninth game of the season on Sunday in the Lions' (3-6) 34-22 loss at the Chicago Bears (6-3), but did not record any statistics.			
*Cody Wichmann (2010-14)	Dallas Cowboys	G	3
Kenny Wiggins (2007-10)	Detroit Lions	G-T	4
Week 10: Wiggins made his third start of the season on Sunday at right guard helping the Lions' (3-6) offense tally 305 yards in a 34-22 loss at the Chicago Bears (6-3).			

* practice squad member



Much different from a year ago, the Fresno State football team was picked to win the West Division by the media, announced by the Mountain West on Tuesday morning prior to the 2018 media summit getting underway at the Cosmopolitan of Las Vegas.

Fresno State turned the 2017 predicted order of finish upside down after being picked to finish last with a 10-4 run and a West Division crown guided by then-first year head coach Jeff Tedford. Now, the Bulldogs will make its run for a second-straight appearance in the MW Championship game as the favorite in Tedford's sophomore season.

This is the third time in six seasons (2013, 2014 and 2018) the Bulldogs have been the favorite to win the West since the inception of the divisional format instituted by the league to start the 2013 season. In the previous two occasions the Bulldogs were picked the win the West in the league's preseason poll, Fresno State carried out that forecast each time.

In addition to the predicted order of finish, the 2018 All-Mountain West Preseason Football Team was announced. This year's team included two Fresno State selections in senior wide receiver KeeSean Johnson and junior linebacker Jeff Allison. Johnson was a 2017 second-team All-MW pick while Allison was the Bulldogs' sole first-team selection a season ago.

2018 PREDICTED ORDER OF FINISH

Mountain Division

Rank	Team (first-place votes)	Points
1.	Boise State (22)	132
2.	Wyoming	95
3.	Colorado State	82
4.	Utah State	78
5.	Air Force	52
6.	New Mexico	23

2018 PREDICTED ORDER OF FINISH

West Division

Rank	Team (first-place votes)	Points
1.	Fresno State (16)	126
2.	San Diego State (6)	116
3.	UNLV	78
4.	Nevada	72
5.	Hawai'i	45
6.	San José State	25

2018 ALL-MOUNTAIN WEST PRESEASON FOOTBALL TEAM

OFFENSE

QB: Brett Rypien**, Sr., Boise State
WR: KeeSean Johnson, Sr., Fresno State**
 WR: McLane Mannix, So., Nevada
 RB: Alexander Mattison, Jr., Boise State
 RB: Lexington Thomas*, Sr., UNLV
 OL: Ezra Cleveland, So., Boise State
 OL: John Molchon, Jr., Boise State
 OL: Aaron Jenkins, Sr., New Mexico
 OL: Keith Ismael**, So., San Diego State
 OL: Tyler Roemer**, So., San Diego State
 TE: Dax Raymond, Jr., Utah State

DEFENSE

DL: David Moa**, Sr., Boise State
 DL: Curtis Weaver*, So., Boise State
 DL: Youhanna Ghaifan*, Jr., Wyoming
 DL: Carl Granderson*, Sr., Wyoming
LB: Jeff Allison*, Jr., Fresno State
 LB: Jahlani Tavai**, Sr., Hawai'i
 LB: Malik Reed, Sr., Nevada
 DB: Tyler Horton*, Sr., Boise State
 DB: Dameon Baber**, Sr., Nevada
 DB: Tariq Thompson**, So., San Diego State
 DB: Andrew Wingard*, Sr., Wyoming

Specialists

P: Ryan Stonehouse, So., Colorado State
 PK: Dominik Eberle*, Jr., Utah State
 KR/PR: Avery Williams**, So., Boise State

* - member of the 2017 All-Mountain West first team
 ** - member of the 2017 All-Mountain West second team

2018 ALL-MOUNTAIN WEST PRESEASON AWARDS

Offensive Player of the Year: Brett Rypien, Sr., QB, Boise State

Defensive Player of the Year: Andrew Wingard, Sr., DB, Wyoming

Special Teams Player of the Year: Avery Williams, So., KR/PR, Boise State

2018 NATIONAL WATCH LISTS

Maxwell Award (7/16).....Marcus McMaryion
 Bednarik Award (7/16)Jeff Allison
 Biletnikoff Award (7/19)..... KeeSean Johnson
 Mackey Award (7/20).....Jared Rice
 Butkus Award (7/23).....Jeff Allison
 Wueffel Trophy (7/26)Marcus McMaryion
 Polynesian POY (8/9)Netane Muti
 Johnny Unitas (8/14).....Marcus McMaryion

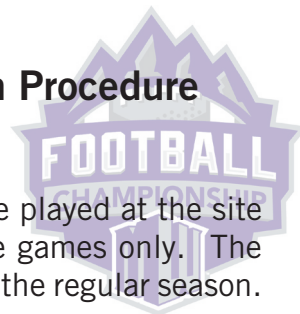
National College Football Awards Association | ncfaa.org

2013	2018
Davante Adams, So., WR	KeeSean Johnson, Sr., WR
Biletnikoff Award	Biletnikoff Award
Derek Carr, Sr., QB	Marcus McMaryion, Sr., QB
Maxwell Award	Maxwell Award
Johnny Unitas Golden Arm Award	Johnny Unitas Golden Arm Award
Marcel Jensen, Sr., TE	Jared Rice, Jr., TE
John Mackey Award	John Mackey Award
Derron Smith, Jr., FS	Jeff Allison, Jr., LB
Chuck Bednarik Award	Chuck Bednarik Award



Mountain West Football Championship Host Determination Procedure

Effective for the 2018 Season



Host Determination. The Mountain West Football Championship Game shall be played at the site of the divisional champion with the highest winning percentage in Conference games only. The host site will be determined no later than the Sunday following the conclusion of the regular season.

Host Tie Breaker. In the event of a tie, the following procedure shall be used to determine the host location for the Championship Game:

1. Head-to-head result between the tied divisional champions.
2. If still tied:
 - A. If one team was ranked in the latest available CFP Selection Committee ranking and wins in the final weekend of the regular season, they will be declared the host. If in that same scenario, the team that was the highest-ranked team in the latest available CFP Selection Committee ranking loses in the final weekend of the regular season, a composite average of selected computer rankings will be used;

OR
 - B. If both teams are ranked in the latest available CFP Selection Committee ranking, the highest-ranked team that wins in the final weekend of the regular season;

OR
 - C. If neither of the ranked teams win in the final weekend of the regular season, a composite average of selected computer rankings after all games conclude the final weekend of the regular season will be used;

OR
 - D. If neither team is ranked in the latest available CFP Selection Committee ranking going into the final weekend of the regular season, a composite average of selected computer rankings after all games conclude the final weekend of the regular season will be used.
3. If still tied, the best record against common Conference opponents.
4. If still tied, the team with the highest overall winning percentage (Conference and non-conference excluding exempt games).
5. If still tied, a coin toss will be conducted by the Commissioner.

FINAL - 7/17/18



Mountain West Football Divisional Champions Tiebreaker

Divisional Champions. A divisional champion shall be the team with the highest winning percentage in all Conference games, both inter-divisional and intra-divisional, in the division. (Adopted January 2013)

- a) Tie Games. A tie football game shall count as half-a-game won and half-a-game lost in the standings

[Note: A team ineligible under NCAA or Mountain West rules for post-season (bowl) competition shall not compete in the Championship Game.]

Divisional Tiebreakers.

Tie Between Two Teams:

In the event of a percentage tie for a divisional championship between two teams, if one team was the winner of the Conference game between the two teams, it shall be the divisional champion.

If no game was played between the two tied teams, or that game ended in a tie, the following comparison procedure shall be used to break the tie:

- a) Winning percentage in games played within the division.
- b) Winning percentage against the next highest-placed team in the division (based upon the team's record in all games played in the Conference), proceeding through the division.
- c) Winning percentage against common Conference opponents.
- d) Highest CFP ranking (or the composite of selected computer rankings if neither team is ranked in the CFP rankings) following the final week of Conference regular-season games.
- e) Overall winning percentage against FBS opponents.
- f) Coin toss.

Tie Between Three or More Teams:

In the event of a percentage tie for a divisional championship between three or more teams, the following comparison procedure shall be used until one or more teams gain an advantage:

- a) Winning percentage in games played among the tied teams.
- b) Winning percentage in games played against division opponents.
- c) Winning percentage against the next highest-placed team in the division (based upon the team's record in all games played in the Conference), proceeding through the division. (When comparing tied teams against positions lower in the standings that are also tied, those lower-tied positions shall be considered a single position for the purposes of comparison.)
- d) Winning percentage against common Conference opponents.
- e) Highest CFP ranking (or the composite of selected computer rankings if neither team is ranked in the CFP rankings) following the final week of Conference regular-season games.

If at any time during this analysis, any team(s) should gain an advantage over the other team(s) tied at that position, the team(s) holding the advantage shall move forward in the tiebreaking process while the other team(s) are eliminated. If it is reduced to a two-team tie at any point, the process shall then revert to the beginning of the tie-breaking procedures (tie between two teams) and shall be applied (in order) until the two-team tie is broken.

BG/JRH – 1/22-23/13; 10/26/15; JH 5/13/16



JEFF TEDFORD

HEAD COACH**2ND SEASON | FRESNO STATE (1992)**

Jeff Tedford, 56, was named the 19th head football coach in Fresno State history on Nov. 10, 2016. He enters his second season after engineering one of the greatest turnarounds in FBS history in his first year back in the Valley.

With a 10-4 record in his first season, Fresno State became the second team in FBS history to turn a double-digit loss season (2016) into a double-digit win season (2017) the following year. The season included an appearance in the nation's top 25, clinching the Mountain West's West Division crown and leading the 'Dogs to their first appearance in the MW Championship Game since 2014. He also guided the 'Dogs to the program's first bowl victory since 2007 with their win at the Hawai'i Bowl.

Great success brought great notoriety as Tedford was named the 2017 Mountain West Coach of the Year, was a semifinalist for the George Munger College Coach of the Year Award presented by the Maxwell Football Club, a finalist for the Eddie Robinson Coach of the Year Award presented on behalf of the Football Writers Association of America in conjunction with the Allstate Sugar Bowl, and the AFCA Region-5 Coach of the Year.

While Tedford was honored as the league's coach of the year, the team had 16 student-athletes recognized with MW postseason honors - the most for the Bulldogs in a single-season since joining the conference in 2012. In the classroom, the 'Dogs also set a team-best number since joining the conference as they had 24 named to the Fall Academic All-Mountain West team.

Tedford, a former Bulldog quarterback and Fresno State assistant coach, returned to the Valley after holding the position of offensive consultant for the Washington Huskies - a 2016 College Football Playoff team.

Tedford assumed the role of acting head coach on Nov. 27, following the conclusion of the 2016 season as interim head coach Eric Kiesau carried out his duties for the remaining two games following Tedford's introduction.

Tedford, who is a proven winner on the West Coast, came to the Valley with 11 years of head coaching experience at the Division I level - having led the California Golden Bears to 82 wins from 2002-2012. He left as the school's all-time winningest coach.

Tedford's ties to the Valley and Fresno State run deep. He played quarterback at Fresno State in 1981-82 under Jim Sweeney and coached at Fresno State under Sweeney from 1987-88 and 1992-96, and under a then-first-year head coach Pat Hill in 1997.

Tedford's coaching career started at Fresno State, volunteering as an assistant for the 1987-88 seasons. From there he picked up his first full-time position as an assistant for the Calgary Stampeders of the Canadian Football League - a familiar league in which he played quarterback for six seasons after his collegiate career at Fresno State.

He returned to Fresno State in 1992 as the quarterbacks coach and served as the offensive coordinator for the Bulldogs over the ensuing five seasons.

Tedford held the same position at Oregon (1998-2001) before he became the head coach at Cal. He was named the Pac-10 Coach of the Year twice, leading the Golden Bears to a school record seven consecutive bowl games and to a conference title in 2006.

Following Tedford's stint at Cal, he moved on to the NFL in 2014 as the Tampa Bay Buccaneers' offensive coordinator. The stop did not last long due to health issues during the preseason that evolved into an indefinite leave of absence, which resulted in the two sides mutually agreeing to part ways.

Tedford made his return to the CFL in 2015 as he was named the head coach of the B.C. Lions. At the conclusion of the season, Tedford elected to exercise an option in his contract to resign and pursue opportunities in college football.

Tedford made his return to college football as an offensive consultant for the Washington Huskies under head coach Chris Peterson in 2016. A relationship rekindled after their time together as assistants at Oregon under then-coach Mike Belotti. Washington's staff also included associate head coach Bob Gregory, who served as Tedford's defensive coordinator at Cal for eight seasons.

Tedford graduated from Warren High School in Downey, California and attended Cerritos Junior College for two seasons before becoming the Bulldogs' quarterback in 1981.

He and his wife Donna have two children, Taylor and Quinn.



COACHING EXPERIENCE

Fresno State (2016-Pres.)

- Head Coach

Washington (2016)

- Offensive Consultant

B.C. Lions-CFL (2015)

- Head Coach

Tampa Bay Bucs-NFL (2014)

- Offensive Coordinator

California (2002-12)

- Head Coach

Oregon (1998-01)

- Offensive Coordinator

Fresno State (1992-97)

- Offensive Coordinator/
Assistant Coach (QBs)

Calgary-CFL (1989-91)

- Offensive Assistant

Fresno State (1987-88)

- Volunteer Assistant Coach

Fresno State Assistant Coaches

Offense



Kalen DeBoer
Offensive Coordinator
2nd Season at FS




Jamie Christian
Running Backs/
Special Teams Coordinator/
2nd Season at FS



Lucus Gingod
Asst. ST/RBs
3rd Season at FS



Ryan Grubb
Offensive Line/
Run Game Coordinator/
2nd Season at FS



Kirby Moore
Wide Receivers
2nd Season at FS



Scott Thompson
Tight Ends
2nd Season at FS



Dylan Chmura
Graduate Assistant
2nd Season at FS



D.J. Harper
Graduate Assistant
2nd Season at FS

Defense



Bert Watts
Defensive Coordinator
2nd Season at FS



Jamar Cain
Defensive Line
2nd Season at FS



Kenwick Thompson
Linebackers
1st Season at FS




J.D. Williams
Defensive Backs
2nd Season at FS



Matt Lea
Graduate Assistant
2nd Season at FS



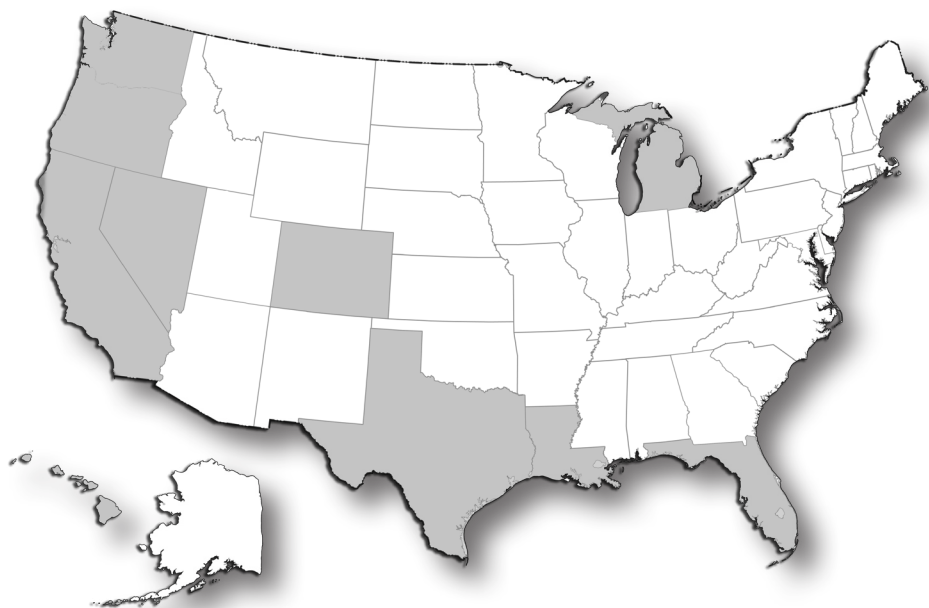
C.J. McGorisk
Graduate Assistant
2nd Season at FS



Brad Vonnahme
Analyst
3rd Season at FS



GEOGRAPHICAL ROSTER

**CALIFORNIA (86)**

<u>Bakersfield:</u>	<u>Chris Coleman</u>
<u>Bellflower:</u>	<u>Jace Fuamatu</u>
<u>Brentwood:</u>	<u>Ronnie Rivers</u>
<u>Buena Park:</u>	<u>Andrew Wright</u>
<u>Canoga Park:</u>	<u>Deonte Perry</u>
<u>Carson:</u>	<u>Zelan Tupuola</u>
<u>Chico:</u>	<u>Syrus Tuitele</u>
<u>Clovis:</u>	<u>Josh Hokit</u>
<u>Compton:</u>	<u>Wylan Free</u>
<u>Concord:</u>	<u>Alex Cruz</u>
<u>Corona:</u>	<u>Erik Brooks</u>
	<u>Richard Cage</u>
<u>Dinuba:</u>	<u>Marcus McMaryion</u>
<u>Downey:</u>	<u>Leonard Payne</u>
	<u>Jorge Reyna</u>
<u>Durham:</u>	<u>Cody Pound</u>
<u>East Palo Alto:</u>	<u>KeeSean Johnson</u>
	<u>Jordan Mims</u>
<u>Fountain Valley:</u>	<u>Asa Fuller</u>
<u>Fresno:</u>	<u>Ricardo Arias</u>
	<u>Frank Dalena</u>
	<u>Jasad Haynes</u>
	<u>George Helmuth</u>
	<u>Kevin Jeanniton</u>
	<u>Sherwin King Jr.</u>
	<u>Ricky McCoy</u>
	<u>Ka'Lonn Milton</u>
	<u>Dejonte O'Neal</u>
	<u>Michiah Quick</u>
	<u>Kyle Riddering</u>
	<u>David Tate Jr.</u>
	<u>Leevel Tatum III</u>
	<u>Khai Williams</u>
<u>Glendora:</u>	<u>Steven Comstock</u>
<u>Hanford:</u>	<u>Joseph Bonner IV</u>
	<u>Juju Hughes</u>
	<u>Emeka Ndoh</u>
<u>Huntington Beach:</u>	<u>Markus Boyer</u>
<u>Inglewood:</u>	<u>Patrick Elima-Jeune</u>

<u>Irvine:</u>	<u>Rian Fields</u>
<u>La Puente:</u>	<u>Chris Gaston</u>
<u>La Quinta:</u>	<u>Kenny Gagnon</u>
<u>Lancaster:</u>	<u>Jamire Jordan</u>
<u>Livermore:</u>	<u>Carson King</u>
<u>Long Beach:</u>	<u>Matt Smith</u>
<u>Los Angeles:</u>	<u>Justin Allen</u>
	<u>Delvon Hardaway</u>
<u>Modesto:</u>	<u>Chris Brown</u>
	<u>Isaiah Johnson</u>
	<u>Jared Rice</u>
	<u>Justin Rice</u>
<u>Monrovia:</u>	<u>Blake Cusick</u>
<u>Moorpark:</u>	<u>Zane Pope</u>
<u>Moreno Valley:</u>	<u>Mike Bell</u>
	<u>Cam Sutton</u>
<u>Murrieta:</u>	<u>Kevin Atkins</u>
	<u>Mateo Thompson</u>
	<u>Messiah Tyler</u>
	<u>Quireo Woodley</u>
<u>Oakdale:</u>	<u>Matt Kjeldgaard</u>
<u>Oakland:</u>	<u>Kesomi Mafi</u>
	<u>Maamaloa Mafi</u>
	<u>Kevin Parker</u>
<u>Oceanside:</u>	<u>Christian Cronk</u>
<u>Ontario:</u>	<u>Matt Lawson</u>
<u>Perris:</u>	<u>Shawn Dourseau</u>
<u>Petaluma:</u>	<u>Chantz Russell</u>
<u>Pleasanton:</u>	<u>Ben Wooldridge</u>
<u>Redlands:</u>	<u>Anthony Grayson Jr.</u>
<u>Rialto:</u>	<u>Micah St. Andrew</u>
<u>Roseville:</u>	<u>Namani Parker</u>
<u>Sacramento:</u>	<u>Nick Aibuede</u>
	<u>Austin Alexander</u>
	<u>Dorzel Hicks</u>
	<u>David Tangipa</u>
<u>San Mateo:</u>	<u>Kwami Jones</u>
<u>Santa Ana:</u>	<u>Keiti Iakopo</u>
<u>Santa Cruz:</u>	<u>Hunter Raquet</u>
<u>Sanger:</u>	<u>Arron Mosby</u>

<u>Stockton:</u>	<u>Derriion Grim</u>
<u>Tulare:</u>	<u>Emoryie Edwards</u>
	<u>Romello Harris</u>
<u>Vacaville:</u>	<u>Mykal Walker</u>
	<u>Patrick Williams Jr.</u>
<u>Visalia:</u>	<u>Jared Torres</u>

COLORADO (1)

<u>Canon City:</u>	<u>Gunner Javernick</u>
--------------------	-------------------------

FLORIDA (3)

<u>Bradenton:</u>	<u>Jacob Westberry</u>
<u>Miami:</u>	<u>Jeff Allison</u>
<u>North Miami Beach:</u>	<u>Patrick Belony</u>

HAWAII (2)

<u>Honolulu:</u>	<u>Tainoa Foster</u>
<u>Wahiawa:</u>	<u>Netane Muti</u>

LOUISIANA (1)

<u>New Orleans:</u>	<u>Damien DeGruy</u>
---------------------	----------------------

MICHIGAN (2)

<u>East Pointe:</u>	<u>Tyrone Sampson Jr.</u>
<u>Livonia:</u>	<u>Shane Ciucci</u>

NEVADA (1)

<u>Las Vegas:</u>	<u>Logan Hughes</u>
-------------------	---------------------

OREGON (1)

<u>Portland:</u>	<u>Nick Abbs</u>
------------------	------------------

TEXAS (7)

<u>Austin:</u>	<u>James Bailey</u>
<u>Fort Worth:</u>	<u>Jaron Bryant</u>
<u>Galena Park:</u>	<u>Tank Kelly</u>
<u>Houston:</u>	<u>Sherman Coleman Jr.</u>
	<u>Bryson Ogelsby</u>
<u>Katy:</u>	<u>Trent Soechting</u>
<u>Pearland:</u>	<u>Saevion Johnson</u>

WASHINGTON (1)

<u>East Wenatchee:</u>	<u>Brian Burt</u>
------------------------	-------------------

CANADA (4)

<u>Toronto (Ontario):</u>	<u>Matt Boateng</u>
<u>Montreal (Quebec):</u>	<u>Marc-David Bien-Aime</u>
	<u>Alex Dumias</u>
<u>Victoria (B.C.):</u>	<u>Dontae Bull</u>



ALPHABETICAL ROSTER

77	Nick Abbs	OL
79	Nick Aibuedefe	OL
25	Austin Alexander	TE
13	Justin Allen	WR
9	Jeff Allison	LB
81	Ricardo Arias	WR
90	Kevin Atkins	DT
7	James Bailey	LB
4	Mike Bell	DB
94	Patrick Belony	DT
71	Marc-David Bien-Aime	OL
26	Matt Boateng	DB
56	Joseph Bonner IV	OL
51	Markus Boyer	OL
85	Erik Brooks	WR
35	Chris Brown	DB
14	Jaron Bryant	DB
72	Dontae Bull	OL
26	Brian Burt	WR
42	Richard Cage	LB
97	Shane Ciucci	K
8	Chris Coleman	WR
25	Sherman Coleman Jr.	DB
17	Steven Comstock	QB
58	Christian Cronk	OL
51	Alex Cruz	DE
47	Blake Cusick	P
19	Frank Dalena	WR
1	Damien DeGruy	DE
10	Shawn Dourseau	DB
43	Alex Dumais	DL
4	Emoryie Edwards	WR
5	Patrick Elima-Jeune	WR
16	Rian Fields	LB
50	Tainoa Foster	LB
8	Wylan Free	DB
74	Jace Fuamatu	OL
37	Asa Fuller	K
28	Kenny Gagnon	DB
2	Chris Gaston	DB
84	Anthony Grayson Jr.	WR
7	Derrion Grim	WR
82	Delvon Hardaway	WR
32	Romello Harris	RB
93	Jasad Haynes	DT
34	George Helmuth	LB
41	Dorzel Hicks	LB
33	Josh Hokit	RB
23	Juju Hughes	DB
62	Logan Hughes	OL
98	Keiti Iakopo	DT
80	Gunner Javernick	TE
96	Kevin Jeanniton	DE
18	Isaiah Johnson	DL
3	KeeSean Johnson	WR
24	Saevion Johnson	RB
33	Kwami Jones	DE
1	Jamire Jordan	WR

NUMERICAL ROSTER

No.	Name	Pos.	Ht.	Wt.	Cl.	Exp.	Hometown (High School/Previous School)
1	Damien DeGruy	DE	6-3	246	So.	2nd	New Orleans, La. (McDonogh 35)
1	Jamire Jordan	WR	5-11	170	Sr.	5th	Lancaster, Calif. (Highland)
2	Chris Gaston	DB	6-1	181	RFr.	2nd	La Puente, Calif. (Bishop Amat)
2	Michiah Quick	WR	5-11	180	RSr.	5th	Fresno, Calif. (Central East/Oklahoma)
3	KeeSean Johnson	WR	6-2	199	Sr.	5th	East Palo Alto, Calif. (Palo Alto)
3	Mykal Walker	DE	6-3	220	RJr.	4th	Vacaville, Calif. (Vacaville/Azusa Pacific)
4	Mike Bell	DB	6-3	203	Jr.	4th	Moreno Valley, Calif. (Citrus Hill)
4	Emoryie Edwards	WR	5-11	187	Fr.	1st	Tulare, Calif. (Tulare Union)
5	Patrick Elima-Jeune	WR	6-0	190	RFr.	2nd	Inglewood, Calif. (Morningside)
5	Emeka Ndoh	DE	6-0	250	Sr.	4th	Hanford, Calif. (Immanuel/De Anza College)
6	Tank Kelly	DB	5-10	183	Sr.	5th	Galena Park, Texas (Galena Park)
6	Marcus McMoryion	QB	6-2	203	Sr.	5th	Dinuba, Calif. (Dinuba/Oregon State)
6	Ben Wooldridge	QB	6-2	205	Fr.	1st	Pleasanton, Calif. (Foothill)
7	James Bailey	LB	6-1	225	Sr.	4th	Austin, Texas (Lake Travis)
7	Derrion Grim	WR	6-1	194	Jr.	3rd	Stockton, Calif. (McNair/Nebraska/Delta JC)
8	Chris Coleman	WR	5-11	183	RFr.	2nd	Bakersfield, Calif. (Garces Memorial)
8	Wylan Free	DB	6-2	178	RFr.	2nd	Compton, Calif. (Lynwood)
9	Jeff Allison	LB	6-0	235	Jr.	3rd	Miami, Fla. (Langston Hughes [Ga.])
10	Shawn Dourseau	DB	5-10	170	Fr.	1st	Perris, Calif. (Citrus Hill)
10	Jorge Reyna	QB	6-0	215	RJr.	4th	Downey, Calif. (Pasadena/West LA College)
11	Sherwin King Jr.	LB	5-11	227	Fr.	1st	Fresno, Calif. (Sunnyside)
11	Dejonte O'Neal	RB	5-7	175	Sr.	4th	Fresno, Calif. (Bullard)
13	Justin Allen	WR	5-11	192	Sr.	5th	Los Angeles, Calif. (Mater Dei)
13	Kesomi Mafi	LB	5-11	228	Sr.	5th	Oakland, Calif. (Oakland/Laney College)
14	Jaron Bryant	DB	6-1	176	Jr.	3rd	Fort Worth, Texas (Duncanville)
15	Arron Mosby	DB	6-4	218	So.	2nd	Sanger, Calif. (Sanger)
16	Rian Fields	LB	6-5	185	Fr.	1st	Irvine, Calif. (Irvine)
16	Jared Rice	TE	6-5	230	Jr.	4th	Modesto, Calif. (Central Catholic)
17	Steven Comstock	QB	6-0	195	Fr.	1st	Glendora, Calif. (Northview)
17	Deonte Perry	DB	6-0	183	So.	3rd	Canoga Park, Calif. (Canoga Park)
18	Isaiah Johnson	DL	6-3	228	Fr.	1st	Modesto, Calif. (Downey)
18	Hunter Raquet	QB	6-3	200	So.	2nd	Santa Cruz, Calif. (San Benito/Monterey Peninsula College)
19	Frank Dalena	WR	5-8	154	Jr.	4th	Fresno, Calif. (San Joaquin Memorial)
20	Kilifi Leaeatoa	LB	6-2	219	Fr.	1st	Menlo Park, Calif. (Menlo-Atherton)
20	Ronnie Rivers	RB	5-8	175	So.	2nd	Brentwood, Calif. (Freedom)
22	Jordan Sims	RB	5-11	192	So.	2nd	East Palo Alto, Calif. (Menlo-Atherton)
22	Trent Soechting	LB	6-3	225	Sr.	5th	Katy, Texas (Cinco Ranch/Blinn College)
23	Juju Hughes	DB	5-11	182	Jr.	3rd	Hanford, Calif. (Hanford)
23	Kevin Parker	WR	5-6	150	So.	3rd	Oakland, Calif. (Skyline)
24	Saevion Johnson	RB	6-0	200	So.	3rd	Pearland, Texas (Pearland Dawson)
25	Austin Alexander	TE	6-5	228	Fr.	1st	Sacramento, Calif. (Capital Christian)
25	Sherman Coleman Jr.	DB	5-9	170	Sr.	5th	Houston, Texas (Westside/Cisco College)
26	Matt Boateng	DB	6-0	175	Sr.	5th	Toronto, Canada (IMG Academy/Kansas/Arizona Western College)
26	Brian Burt	WR	5-11	194	Sr.	4th	East Wenatchee, Wash. (Eastmont/Ventura College)
27	Ka'Lonn Milton	DB	6-0	185	Jr.	4th	Fresno, Calif. (Buchanan/Fresno City College)
27	Zane Pope	WR	6-2	191	RFr.	2nd	Moorpark, Calif. (Moorpark)
28	Kenny Gagnon	DB	5-11	185	So.	3rd	La Quinta, Calif. (Desert Christian Academy)
28	Bryson Oglesby	DB	5-11	195	Jr.	4th	Houston, Texas (Fort Bend Austin)
29	Justin Rice	LB	6-2	225	Jr.	3rd	Modesto, Calif. (Central Catholic)
30	Messiah Tyler	LB	5-8	225	Jr.	4th	Murrieta, Calif. (Vista Murrieta/University of La Verne)
30	Khai Williams	RB	5-10	209	Jr.	4th	Fresno, Calif. (Edison/Fresno City College)
31	Andrew Wright	DE	6-2	237	So.	3rd	Buena Park, Calif. (Buena Park)
32	Romello Harris	RB	5-11	188	So.	3rd	Tulare, Calif. (Tulare Union/Washington State)
33	Josh Hokit	RB	6-1	220	Jr.	3rd	Clovis, Calif. (Clovis)
33	Kwami Jones	DE	6-2	250	Jr.	3rd	San Mateo, Calif. (Serra/College of San Mateo)
34	George Helmuth	LB	6-1	225	Sr.	5th	Fresno, Calif. (Clovis North)
35	Chris Brown	DB	5-11	188	RFr.	2nd	Modesto, Calif. (Modesto Christian)
36	Cam Sutton	TE	6-6	222	Jr.	3rd	Moreno Valley, Calif. (Norco/Riverside City College)
37	Asa Fuller	K	6-2	227	RFr.	2nd	Fountain Valley, Calif. (Servite)
38	Maamaloa Mafi	DB	5-11	193	Sr.	4th	Oakland, Calif. (Oakland/Laney College)
39	Mateo Thompson	K	5-7	155	Jr.	3rd	Murrieta, Calif. (Murrieta Mesa/Saddleback JC)
41	Dorzel Hicks	LB	5-10	221	Jr.	3rd	Sacramento, Calif. (Grant/College of San Mateo)
42	Richard Cage	LB	6-1	220	So.	2nd	Corona, Calif. (Eleanor Roosevelt)
43	Alex Dumais	DL	6-3	259	Fr.	1st	Montreal, Canada (Saint Paul-CA)
44	Leavel Tatum III	DT	6-0	250	So.	3rd	Fresno, Calif. (Edison/UNLV)
45	Carson King	P	6-0	182	Fr.	1st	Livermore, Calif. (Freedom)
46	David Tate Jr.	LB	6-2	220	So.	3rd	Fresno, Calif. (Edison/UNLV)
47	Blake Cusick	P	6-2	185	Jr.	4th	Monrovia, Calif. (Monrovia)
50	Tainoa Foster	LB	6-2	195	So.	3rd	Honolulu, Hawai'i (Kamehameha)



6	Tank Kelly	DB
45	Carson King	P
11	Sherwin King Jr.	LB
92	Matt Kjeldgaard	DL
60	Matt Lawson	DL
20	Kilifi Leaetoea	LB
13	Kesomi Mafi	LB
38	Maamaloa Mafi	DB
99	Ricky McCoy	DL
6	Marcus McMaryion	QB
27	Ka'Lonn Milton	DB
22	Jordan Mims	RB
15	Arron Mosby	DB
52	Netane Muti	OL
5	Emeka Ndoh	DE
11	Dejonte O'Neal	RB
28	Bryson Oglesby	DB
23	Kevin Parker	WR
87	Namani Parker	WR
55	Leonard Payne	DL
17	Deonte Perry	DB
27	Zane Pope	WR
55	Cody Pound	OL
2	Michiah Quick	WR
18	Hunter Raquet	QB
10	Jorge Reyna	QB
16	Jared Rice	TE
29	Justin Rice	LB
89	Kyle Riddering	TE
20	Ronnie Rivers	RB
67	Chantz Russell	OL
50	Tyrone Sampson Jr.	OL
73	Michah St. Andrew	OL
59	Matt Smith	OL
22	Trent Soechting	LB
36	Cam Sutton	TE
88	David Tangipa	TE
46	David Tate Jr.	LB
44	Leevel Tatum III	DT
39	Mateo Thompson	K
86	Jared Torres	TE
65	Syrus Tuitele	OL
75	Zelan Tupuola	OL
30	Messiah Tyler	LB
3	Mykal Walker	DE
53	Jacob Westberry	LS
30	Khai Williams	RB
54	Patrick Williams Jr.	LS
66	Quireo Woodley	OL
6	Ben Wooldridge	QB
31	Andrew Wright	DE

50	Tyrone Sampson Jr.	OL	6-2	320	Fr.	1st	East Pointe, Mich. (East English Village Prep)
51	Markus Boyer	OL	6-1	300	Sr.	4th	Huntington Beach, Calif. (Edison/Saddleback JC/UCLA)
51	Alex Cruz	DE	6-2	235	RFr.	2nd	Concord, Calif. (Concord)
52	Netane Muti	OL	6-3	310	So.	3rd	Wahiawa, Hawai'i (Leilehua)
53	Jacob Westberry	LS	6-3	248	So.	3rd	Bradenton, Fla. (Saint Stephen's Episcopal)
54	Patrick Williams Jr.	LS	6-3	205	So.	3rd	Vacaville, Calif. (Vacaville)
55	Leonard Payne	DL	6-2	260	Fr.	1st	Downey, Calif. (St. Pius X-St. Matthias Academy)
55	Cody Pound	OL	6-4	295	Jr.	4th	Durham, Calif. (Durham/Butte College)
56	Joseph Bonner IV	OL	6-3	310	Fr.	1st	Hanford, Calif. (Hanford East)
57	Jace Fuamatu	OL	6-3	330	Fr.	1st	Bellflower, Calif. (St. John Bosco)
58	Christian Cronk	OL	6-5	305	Sr.	4th	Oceanside, Calif. (Oceanside/Riverside CC)
59	Matt Smith	OL	5-11	280	So.	3rd	Long Beach, Calif. (St. John Bosco)
60	Matt Lawson	DL	6-0	295	Fr.	1st	Ontario, Calif. (Colony)
62	Logan Hughes	OL	6-4	285	Sr.	4th	Las Vegas, Nev. (Green Valley/Victor Valley College)
65	Syrus Tuitele	OL	6-6	305	So.	2nd	Chico, Calif. (Pleasant Valley)
66	Quireo Woodley	OL	6-4	295	So.	2nd	Murrieta, Calif. (Murrieta Valley)
67	Chantz Russell	OL	6-6	270	RFr.	2nd	Petaluma, Calif. (Marin Catholic)
71	Marc-David Bien-Aime	OL	6-5	350	Fr.	1st	Montreal, QC, Canada (Montmorency College)
72	Dontae Bull	OL	6-6	324	RFr.	2nd	Victoria, Canada (Belmont Secondary)
73	Michah St. Andrew	OL	6-3	327	Sr.	5th	Rialto, Calif. (Eisenhower)
75	Zelan Tupuola	OL	6-2	295	RFr.	2nd	Carson, Calif. (J Serra Catholic)
77	Nick Abbs	OL	6-5	293	Jr.	3rd	Portland, Ore. (Gresham/Fresno City College)
79	Nick Aibuedefer	OL	6-4	274	Jr.	4th	Sacramento, Calif. (Capital Christian)
80	Gunner Javernick	TE	6-6	253	Sr.	5th	Canon City, Colo. (Canon City/Ventura Junior College)
81	Ricardo Arias	WR	6-1	205	Fr.	1st	Fresno, Calif. (Clovis West)
82	Delvon Hardaway	WR	6-1	197	Sr.	6th	Los Angeles, Calif. (Dorsey)
84	Anthony Grayson Jr.	WR	6-1	170	Sr.	5th	Redlands, Calif. (Redlands East Valley)
85	Erik Brooks	WR	5-7	162	Fr.	1st	Corona, Calif. (Roosevelt)
86	Jared Torres	TE	6-5	240	Fr.	1st	Visalia, Calif. (El Diamante)
87	Namani Parker	WR	6-4	198	Sr.	5th	Roseville, Calif. (Oakmont/American River)
88	David Tangipa	TE	6-5	240	Sr.	5th	Sacramento, Calif. (Foothill)
89	Kyle Riddering	TE	6-6	235	Sr.	5th	Fresno, Calif. (Clovis North)
90	Kevin Atkins	DT	6-2	300	So.	3rd	Murrieta, Calif. (Vista Murrieta)
92	Matt Kjeldgaard	DL	6-2	285	Fr.	1st	Oakdale, Calif. (Oakdale)
93	Jasad Haynes	DT	6-1	283	Jr.	4th	Fresno, Calif. (Clovis North)
94	Patrick Belony	DT	6-1	305	Sr.	5th	N Miami Beach, Fla. (N Miami Beach/Antelope Valley College)
96	Kevin Jeanniton	DE	6-2	245	So.	3rd	Fresno, Calif. (Edison)
97	Shane Ciucci	K	5-8	170	Fr.	1st	Livonia, Mich. (Divine Child)
98	Keiti Iakopo	DT	5-11	295	Jr.	3rd	Santa Ana, Calif. (Fountain Valley/Golden West College)
99	Ricky McCoy	DL	6-2	300	Jr.	4th	Fresno, Calif. (Roosevelt/Washington)

Coaching Staff

Jeff Tedford - Head Coach
 Kalen DeBoer - Assistant Head Coach/Offensive Coordinator
 Bert Watts - Defensive Coordinator
 Jamar Cain - Assistant Coach (Defensive Line)
 Jamie Christian - Assistant Coach (Running Backs/Special Teams Coordinator)
 Ryan Grubb - Assistant Coach (Offensive Line/Run Game Coordinator)
 Kirby Moore - Assistant Coach (Wide Receivers)
 Scott Thompson - Assistant Coach (Tight Ends)
 Kenwick Thompson - Assistant Coach (Linebackers)
 J.D. Williams - Assistant Coach (Defensive Backs)
 Lucas Gingold - Assistant Coach (Asst. for Running Backs/Special Teams)
 Brad Vonnahme - Offensive Analyst
 Andy Ward - Head Strength and Conditioning Coach, Football
 Dylan Chmura - Offensive Graduate Assistant
 D.J. Harper - Offensive Graduate Assistant
 Matt Lea - Defensive Graduate Assistant
 C.J. McGorisk - Defensive Graduate Assistant



GAME 11 DEPTH CHART

OFFENSE

Quarterback

- 6 Marcus McMaryion (6-2, 203, Sr.)
10 Jorge Reyna (6-0, 215, RJr.)

Running Back

- 20 Ronnie Rivers (5-8, 175, So.)
33 Josh Hokit (6-1, 220, Jr.)
or 22 Jordan Mims (5-11, 192, So.)
or 11 Dejonte O'Neal (5-7, 175, Sr.)

Left Tackle

- 58 Christian Cronk (6-5, 305, Sr.)
79 Nick Aibuedefe (6-4, 274, Jr.)

Left Guard

- 62 Logan Hughes (6-4, 285, Sr.)
77 Nick Abbs (6-5, 293, Jr.)

Center

- 51 Markus Boyer (6-1, 300, Sr.)
59 Matt Smith (5-11, 280, So.)

Right Guard

- 73 Micah St. Andrew (6-3, 327, Sr.)
57 Jace Fuamatu (6-3, 330, Fr.)

Right Tackle

- 65 Syrus Tuitele (6-6, 305, So.)
66 Quireo Woodley (6-4, 295, So.)
or 72 Dontae Bull (6-6, 324, RFr.)

Wide Receiver

- 1 Jamire Jordan (5-11, 170, Sr.)
7 Derrion Grim (6-1, 194, Jr.)

Wide Receiver

- 3 KeeSean Johnson (6-2, 199, Sr.)
82 Delvon Hardaway (6-1, 197, Sr.)

Wide Receiver

- 2 Michiah Quick (5-11, 180, RSr.)
13 Justin Allen (5-11, 192, Sr.)

Tight End

- 16 Jared Rice (6-5, 230, Jr.)
89 Kyle Riddering (6-6, 235, Sr.)
36 Cam Sutton (6-6, 222, Jr.)

DEFENSE

End

- 3 Mykal Walker (6-3, 220, RJr.)
31 Andrew Wright (6-2, 237, So.)

Tackle

- 93 Jasad Haynes (6-1, 283, Jr.)
94 Patrick Belony (6-1, 305, Sr.)

Tackle

- 90 Kevin Atkins (6-2, 300, So.)
98 Keiti Iakopo (5-11, 295, Jr.)

End

- 33 Kwami Jones (6-2, 250, Jr.)
18 Isaiah Johnson (6-3, 228, Fr.)

Linebacker

- 34 George Helmuth (6-1, 225, Sr.)
11 Sherwin King Jr. (5-11, 227, Fr.)

Linebacker

- 9 Jeff Allison (6-0, 235, Jr.)
41 Dorrzel Hicks (5-10, 221, Jr.)

Linebacker

- 7 James Bailey (6-1, 225, Sr.)
15 Arron Mosby (6-4, 217, So.)

Cornerback

- 6 Tank Kelly (5-10, 183, Sr.)
8 Wylan Free (6-2, 178, RFr.)

Strong Safety

- 23 Juju Hughes (5-11, 182, Jr.)
27 Ka'Lonn Milton (6-0, 185, Jr.)

Free Safety

- 4 Mike Bell (6-3, 205, Jr.)
38 Maamaloa Mafi (5-11, 193, Sr.)

Cornerback

- 14 Jaron Bryant (6-0, 176, Jr.)
2 Chris Gaston (6-1, 181, RFr.)

SPECIAL TEAMS

Place Kicker

- 37 Asa Fuller (6-2, 227, RFr.)
97 Shane Ciucci (5-8, 170, Fr.)

Punter

- 47 Blake Cusick (6-2, 190, Jr.)
45 Carson King (6-0, 182, Fr.)

Long Snapper

- 53 Jacob Westberry (6-3, 250, So.)
54 Patrick Williams, Jr. (6-3, 207, So.)

Holder

- 47 Blake Cusick (6-2, 185, Jr.)
10 Jorge Reyna (6-0, 215, RJr.)

Kick Returner

- 11 Dejonte O'Neal (5-7, 175, Sr.)
1 Jamire Jordan (5-11, 170, Sr.)
2 Michiah Quick (5-11, 180, RSr.)
5 Patrick Elima-Jeune (6-0, 190, RFr.)

Punt Returner

- 20 Ronnie Rivers (5-8, 175, So.)
3 KeeSean Johnson (6-2, 199, Sr.)

Pronunciation Guide

Nick Aibuedefe.....Ab-U-deaf-eh
Marc-David Bein-Aime.....Be-N-ah-me
Jaron Bryant.....Jair-un
Shane Ciucci.....choo-chee
Alex Dumais.....Do-may
Shawn Dourseau.....Door-so
Damien DeGruy.....Da-Grew
Patrick Elima-Juene.....e-Lee-ma June
Tainoa Foster.....Tie-Noah
Wylan Free.....Way-lynn
Jace Fuamatu.....foo-a-mah-to
Derrion Grim.....Dare-E-On
Anthoula "Tank" Kelly.....An-thu-la
George Helmuth.....Hell-mooth
Josh Hokit.....Ho-kit
Jamire Jordan.....Jameer
Matt Kjeldgaard.....kill-guard

Keiti Iakopo.....K-T yah-Ko-Po
Kilifi Leaetoea.....Lie-a-toe-a
Kesomi Mafi.....ke-So-Me
Maamaloa Mafi.....Ma-ma-low-ah
Netane Muti.....Nuh-tahn-E, Moo-T
Emeka Ndoh.....ah-Mec-ah, en-doh
Dejonte O'Neal.....Dijon-teh
Namani Parker.....Na-monn-E
Deonte Perry.....Dee-On-teh
Michiah Quick.....Mih-kai-ah
Trent Soechting.....Sec-Ting
David Tangipa.....Tong-E-Pa
Leevel Tatum.....Lee-velle
Syrus Tuitele.....Two-tell-E
Zelan Tupuola.....Z-lynn, Tu-Pu-Oh-La
Quireo Woodley.....Keer-E-O

Kalen DeBoer.....K-lynn
Brad Vonnahme.....Va-Nom-E



SCHEDULE/FUTURES

2018 BULLDOG FOOTBALL SCHEDULE (ALL TIMES PACIFIC)

September	1	Idaho		W, 79-13	
	8	at Minnesota		L, 21-14	
	15	at UCLA		W, 38-14	
	29	Toledo		W, 49-27	
October	6	at Nevada*		W, 21-3	
	13	Wyoming*		W, 27-3	
	20	at New Mexico*		W, 38-7	
	27	Hawai'i* (Homecoming)		W, 50-20	
November	3	at UNLV*		W, 48-3	
	9	at Boise State*		L, 24-17	
	17	San Diego State*		7:30 p.m.	
	24	San Jose State*		4 p.m.	

ESPN Networks: Means ESPN must alert the two schools associated no less than 12 days before the designated game day what time kick off will be and what platform it will be distributed on (ESPN, ESPN2, ESPNNews, ESPNU or ESPN3).

The Mountain West Championship game will take place on December 1 featuring the two divisional champions.

Indicators

* MW conference game

BULLDOG FOOTBALL CHANNEL FINDER...

AT&T UVERSE
CBS Sports Network 643, 1643
ESPN: 602, 1602
ESPN2: 606, 1606
ESPNEWS: 604, 1604
ESPNU: 605, 1605
FS1: 652, 1652

COMCAST (FRESNO MARKET)
Big 10 Network: 403
CBS Sports Network: 418, 732
ESPN: 32, 724
ESPN2: 33, 725
ESPNEWS: 402, 726
ESPNU: 420, 788
FS1: 35, 731

DIRECTV
CBS Sports Network: 221
ESPN: 206
ESPN2: 209
ESPNEWS: 207
ESPNU: 208
FS1: 219

DISH NETWORK
CBS Sports Network: 158
ESPN: 140
ESPN2: 144
ESPNEWS: 142
ESPNU: 141
FS1: 150

FUTURE BULLDOG FOOTBALL SCHEDULES

2019			2020			2021			2022
Date	Opponent	Location	Date	Opponent	Location	Date	Opponent	Location	
A31	at USC	Los Angeles, CA	S12	at Colorado	Boulder, CO	S4	at Oregon	Eugene, OR	Sept. 3 -- Sacramento State
S7	Minnesota	Fresno, CA	S26	at Texas A&M	College Station, TX	S18	at UCLA	Los Angeles, CA	Sept. 10 -- Oregon State
S21	Sacramento State	Fresno, CA	O17	New Mexico State	Fresno, CA	TBD	TBD	TBD	Sept. 17 -- at USC
S28	at New Mexico State	Las Cruces, NM	TBD	TBD	TBD	TBD	TBD	TBD	
	Colorado State*	Fresno, CA		Air Force*	Fresno, CA		Boise State*	Fresno, CA	2023
	Nevada*	Fresno, CA		Hawai'i*	Fresno, CA		Nevada*	Fresno, CA	Sept. 16 -- at Arizona State
	UNLV*	Fresno, CA		San Diego State*	Fresno, CA		UNLV*	Fresno, CA	2024
	Utah State*	Fresno, CA		San Jose State*	Fresno, CA		New Mexico*	Fresno, CA	Aug. 31 -- at Oregon State
	at Air Force*	USAF		at Colorado State*	Fort Collins, CO		at Hawai'i*	Honolulu, HI	Sept. 14 -- at UCLA
	at Hawai'i*	Honolulu, HI		at Nevada*	Reno, NV		at San Diego State*	San Diego, CA	
	at San Diego State*	San Diego, CA		at UNLV*	Las Vegas, NV		at San Jose State*	San Jose, CA	2025
	at San Jose State*	San Jose, CA		at Utah State*	Logan, UT		at Wyoming*	Laramie, WY	Aug. 30 -- at USC

* = Mountain West game

All future conference game dates are TBD



2018 FRESNO STATE STATISTICS

2018 SCHEDULE/RESULTS

Date	Opponent	Result	Score	Overall	Conference	Time	Attend
Sept. 1, 2018	Idaho	W	79-13	1-0	--	3:10	31,170
Sept. 8, 2018	at Minnesota	L	21-14	1-1	--	3:14	38,280
Sept. 15, 2018	at UCLA	W	38-14	2-1	--	3:21	60,867
Sept. 29, 2018	Toledo	W	49-27	3-1	--	3:15	33,401
Oct. 6, 2018	at Nevada*	W	21-3	4-1	1-0	3:00	15,367
Oct. 13, 2018	Wyoming*	W	27-3	5-1	2-0	3:04	28,501
Oct. 20, 2018	at New Mexico*	W	38-7	6-1	3-0	3:13	16,708
Oct. 27, 2018	Hawaii*	W	50-20	7-1	4-0	3:46	33,659
Nov. 3, 2018	at UNLV*	W	48-3	8-1	5-0	3:26	15,276
Nov. 9, 2018	at Boise State*	L	24-17	8-2	5-1	3:20	33,118
Nov. 17, 2018	San Diego State*						
Nov. 24, 2018	San Jose State*						

* MW game

TEAM STATISTICS

TEAM STATISTICS	Fresno St.	OPP
SCORING	381	135
Points Per Game	38.1	13.5
Points Off Turnovers	93	17
FIRST DOWNS	214	185
Rushing	73	77
Passing	128	94
Penalty	13	14
RUSHING YARDAGE	1462	1338
Yards gained rushing	1591	1501
Yards lost rushing	129	163
Rushing Attempts	354	365
Average Per Rush	4.1	3.7
Average Per Game	146.2	133.8
TDs Rushing	24	6
PASSING YARDAGE	2810	1873
Comp-Att-Int	229-326-4	164-321-16
Average Per Pass	8.6	5.8
Average Per Catch	12.3	11.4
Average Per Game	281.0	187.3
TDs Passing	22	9
TOTAL OFFENSE	4272	3211
Total Plays	680	686
Average Per Play	6.3	4.7
Average Per Game	427.2	321.1
KICK RETURNS: #-Yards	17-312	35-670
PUNT RETURNS: #-Yards	12-101	8-25
INT RETURNS: #-Yards	16-269	4-12
KICK RETURN AVERAGE	18.4	19.1
PUNT RETURN AVERAGE	8.4	3.1
INT RETURN AVERAGE	16.8	3.0
FUMBLES-LOST	10-3	11-6
PENALTIES-Yards	55-445	50-424
Average Per Game	44.5	42.4
PUNTS-Yards	43-1822	57-2411
Average Per Punt	42.4	42.3
Net punt average	40.4	39.5
KICKOFFS-Yards	67-3948	35-2161
Average Per Kick	58.9	61.7
Net kick average	41.1	41.4
TIME OF POSSESSION/Game	31:06	28:54
3RD-DOWN Conversions	62/131	50/150
3rd-Down Pct	47%	33%
4TH-DOWN Conversions	7/10	12/21
4th-Down Pct	70%	57%
SACKS BY-Yards	18-94	8-56
MISC YARDS	259	18
TOUCHDOWNS SCORED	51	15
FIELD GOALS-ATTEMPTS	9-15	10-16
ON-SIDE KICKS	0-0	0-0
RED-ZONE SCORES	(41-46) 89%	(12-20) 60%
RED-ZONE TOUCHDOWNS	(34-46) 74%	(8-20) 40%
PAT-ATTEMPTS	(46-50) 92%	(13-14) 93%
ATTENDANCE	126731	179616
Games/Avg Per Game	4/31683	6/29936

Score by Quarters	1st	2nd	3rd	4th	OT	Total
Fresno State	73	123	126	59	--	381
Opponents	29	36	21	49	--	135

FIELD GOALS	FGM-FGA	Pct.	01-19	20-29	30-39	40-49	50-59	Lg	Blk
FULLER, Asa	9-15	60.0	0-0	3-3	4-6	2-4	0-2	47	1

FG SEQUENCE	Fresno St.	Opponents
Idaho	(33), 50	36, 39
at Minnesota	--	(53), (50)
at UCLA	(28)	--
Toledo	43	(46), (43), 37
at Nevada	--	(41)
Wyoming	--	(44)
at New Mexico	42, (30)	-
Hawaii	(22), (32), (21), 38	(43), (28), 53
at UNLV	(35), (47)	46, (28)
at Boise State	38, (47), 50	50, (35)
San Diego State		
San Jose State		

(parenthesis indicate field goal was made)

PUNTING	No.	Yds	Avg.	Long	TB	FC	I20	50+
CUSICK, Blake	43	1822	42.4	72	3	16	24	10
Total.....	43	1822	42.4	72	3	16	24	10
Opponents.....	57	2411	42.3	74	3	23	12	10

KICKOFFS	No.	Yds	Avg.	TB	OB	Retn	Net	YdLn
FULLER, Asa	67	3948	58.9	21	3			
Total.....	67	3948	58.9	21	3	670	41.1	23
Opponents.....	35	2161	61.7	16	1	312	41.4	23

PUNT RETURNS	No.	Yds	Avg.	TD	Long
RIVERS, Ronnie	8	101	12.6	0	21
JOHNSON, KeeSean	4	0	0.0	0	2
Total.....	12	101	8.4	0	21
Opponents.....	8	25	3.1	0	11

KICK RETURNS	No.	Yds	Avg.	TD	Long
O'NEAL, Dejonte	8	148	18.5	0	23
JORDAN, Jamire	3	68	22.7	0	37
QUICK, Michiah	2	38	19.0	0	19
ELIMA-JEUNE, Patrick	2	34	17.0	0	18
BURT, Brian	2	24	12.0	0	21
Total.....	17	312	18.4	0	37
Opponents.....	35	670	19.1	0	35



2018 FRESNO STATE STATISTICS

RUSHING	G	Att.	Gain	Loss	Net	Avg.	TD	Long	Avg/G
MIMS, Jordan	10	96	380	27	353	3.7	4	22	35.3
RIVERS, Ronnie	7	52	305	7	298	5.7	6	76	42.6
HOKIT, Josh	9	60	225	5	220	3.7	1	22	24.4
MCMARYION, Marcus	10	51	223	54	169	3.3	7	26	16.9
JOHNSON, Saevion	9	21	133	2	131	6.2	3	37	14.6
O'NEAL, Deonte	9	34	142	12	130	3.8	1	26	14.4
REYNA, Jorge	9	9	75	0	75	8.3	0	19	8.3
HARRIS, Romello	4	5	52	0	52	10.4	1	27	13.0
GRIM, Derrion	10	7	37	0	37	5.3	1	14	3.7
JOHNSON, KeeSean	10	3	12	3	9	3.0	0	7	0.9
RICE, Jared	10	1	3	0	3	3.0	0	3	0.3
HARDAWAY, Delvon	10	1	1	0	1	1.0	0	1	0.1
COLEMAN, Chris	8	2	3	3	0	0.0	0	3	0.0
Total.....	10	354	1591	129	1462	4.1	24	76	146.2
Opponents.....	10	365	1501	163	1338	3.7	6	36	133.8

PASSING	G	Effic	Comp-Att-Int	Pct	Yds	TD	Long	Avg/G
MCMARYION, M.	10	163.26	221-313-3	70.6	2699	21	69	269.9
REYNA, Jorge	9	171.87	8-12-0	66.7	111	1	36	12.3
HOKIT, Josh	9	-200.00	0-1-1	0.0	0	0	0	0.0
Total.....	10	162.47	229-326-4	70.2	2810	22	69	281.0
Opponents.....	10	99.39	164-321-16	51.1	1873	9	73	187.3

RECEIVING	G	No.	Yards	Avg.	TD	Long	Avg/G
JOHNSON, KeeSean	10	70	953	13.6	7	45	95.3
RICE, Jared	10	41	520	12.7	3	69	52.0
JORDAN, Jamire	10	21	285	13.6	2	49	28.5
MIMS, Jordan	10	19	274	14.4	2	55	27.4
RIVERS, Ronnie	7	17	227	13.4	2	34	32.4
QUICK, Michiah	5	12	93	7.8	0	18	18.6
GRIM, Derrion	10	11	147	13.4	2	33	14.7
O'NEAL, Deonte	9	8	70	8.8	0	31	7.8
HOKIT, Josh	9	8	56	7.0	0	22	6.2
RIDDERING, Kyle	10	6	41	6.8	3	10	4.1
ALLEN, Justin	9	5	38	7.6	0	13	4.2
COLEMAN, Chris	8	4	40	10.0	0	13	5.0
SUTTON, Cam	9	3	42	14.0	0	20	4.7
TANGIPA, David	10	3	16	5.3	1	7	1.6
HARDAWAY, Delvon	10	1	8	8.0	0	8	0.8
Total.....	10	229	2810	12.3	22	69	281.0
Opponents.....	10	164	1873	11.4	9	73	187.3

FUMBLE RETURNS	No.	Yds	Avg.	TD	Long
JORDAN, Jamire	0	0	0.0	1	0
BRYANT, Jaron	0	0	0.0	2	0
Total.....	0	0	0.0	3	0
Opponents.....	1	3	3.0	0	3

INTERCEPTIONS	No.	Yds	Avg.	TD	Long
HUGHES, Juju	3	64	21.3	0	33
KELLY, Anthoula	3	83	27.7	1	43
BELL, Mike	3	1	0.3	0	1
ALLISON, Jeff	2	27	13.5	0	23
TATUM III, Leevel	1	5	5.0	0	5
BAILEY, James	1	0	0.0	0	0
BRYANT, Jaron	1	39	39.0	0	39
WALKER, Mykal	1	38	38.0	1	38
FREE, Wylan	1	12	12.0	0	12
Total.....	16	269	16.8	2	43
Opponents.....	4	12	3.0	0	8

SCORING	TD	FGs	Kick	Rush	Rev	Pass	DPX	Saf	Pts
FULLER, Asa	0	9-15	46-50	0-0	0	0-0	0	0	73
RIVERS, Ronnie	8	0-0	0-0	0-0	0	0-0	0	0	48
JOHNSON, KeeSean	7	0-0	0-0	0-0	0	0-0	0	0	42
MCMARYION, M.	7	0-0	0-0	0-0	0	0-0	0	0	42
MIMS, Jordan	6	0-0	0-0	0-0	0	0-0	0	0	36
RIDDERING, Kyle	3	0-0	0-0	0-0	0	0-0	0	0	18
GRIM, Derrion	3	0-0	0-0	0-0	0	0-0	0	0	18
RICE, Jared	3	0-0	0-0	0-0	0	0-0	0	0	18
JORDAN, Jamire	3	0-0	0-0	0-0	0	0-0	0	0	18
JOHNSON, Saevion	3	0-0	0-0	0-0	0	0-0	0	0	18
BRYANT, Jaron	2	0-0	0-0	0-0	0	0-0	0	0	12
HARRIS, Romello	1	0-0	0-0	0-0	0	0-0	0	0	6
WALKER, Mykal	1	0-0	0-0	0-0	0	0-0	0	0	6
O'NEAL, Deonte	1	0-0	0-0	0-0	0	0-0	0	0	6
TANGIPA, David	1	0-0	0-0	0-0	0	0-0	0	0	6
KELLY, Anthoula	1	0-0	0-0	0-0	0	0-0	0	0	6
HOKIT, Josh	1	0-0	0-0	0-0	0	0-0	0	0	6
JAVERNICK, Gunner	0	0-0	0-0	0-0	1	0-0	0	0	2
REYNA, Jorge	0	0-0	0-0	0-0	0	1-1	0	0	0
Total.....	51	9-15	46-50	0-0	1	1-1	0	0	381
Opponents.....	15	10-16	13-14	0-0	1	1-1	0	0	135

TOTAL OFFENSE	G	Plays	Rush	Pass	Total	Avg/G
MCMARYION, Marcus	10	364	169	2699	2868	286.8
MIMS, Jordan	10	96	353	0	353	35.3
RIVERS, Ronnie	7	52	298	0	298	42.6
HOKIT, Josh	9	61	220	0	220	24.4
REYNA, Jorge	9	21	75	111	186	20.7
JOHNSON, Saevion	9	21	131	0	131	14.6
O'NEAL, Deonte	9	34	130	0	130	14.4
HARRIS, Romello	4	5	52	0	52	13.0
GRIM, Derrion	10	7	37	0	37	3.7
JOHNSON, KeeSean	10	3	9	0	9	0.9
RICE, Jared	10	1	3	0	3	0.3
HARDAWAY, Delvon	10	1	1	0	1	0.1
Total.....	10	680	1462	2810	4272	427.2
Opponents.....	10	686	1338	1873	3211	321.1

ALL PURPOSE	G	Rush	Rec	PR	KOR	IR	Tot	Avg/G
JOHNSON, KeeSean	10	9	953	0	0	0	962	96.2
MIMS, Jordan	10	353	274	0	0	0	627	62.7
RIVERS, Ronnie	7	298	227	101	0	0	626	89.4
RICE, Jared	10	3	520	0	0	0	523	52.3
JORDAN, Jamire	10	0	285	0	68	0	453	45.3
O'NEAL, Deonte	9	130	70	0	148	0	348	38.7
HOKIT, Josh	9	220	56	0	0	0	276	30.7
GRIM, Derrion	10	37	147	0	0	0	184	18.4
MCMARYION, Marcus	10	169	0	0	0	0	169	16.9
JOHNSON, Saevion	9	131	0	0	0	0	131	14.6
QUICK, Michiah	5	0	93	0	38	0	131	26.2
KELLY, Anthoula	10	0	0	0	0	83	83	8.3
REYNA, Jorge	9	75	0	0	0	0	75	8.3
HUGHES, Juju	10	0	0	0	0	64	64	6.4
HARRIS, Romello	4	52	0	0	0	0	52	13.0
SUTTON, Cam	9	0	42	0	0	0	42	4.7
RIDDERING, Kyle	10	0	41	0	0	0	41	4.1
COLEMAN, Chris	8	0	40	0	0	0	40	5.0
BRYANT, Jaron	10	0	0	0	0	39	39	3.9
ALLEN, Justin	9	0	38	0	0	0	38	4.2
WALKER, Mykal	10	0	0	0	0	38	38	3.8
ELIMA-JEUNE, Patrick	8	0	0	0	34	0	34	4.2
ALLISON, Jeff	10	0	0	0	0	27	27	2.7
BURT, Brian	6	0	0	0	24	0	24	4.0
TANGIPA, David	10	0	16	0	0	0	16	1.6
FREE, Wylan	10	0	0	0	0	12	12	1.2
HARDAWAY, Delvon	10	1	8	0	0	0	9	0.9
TATUM III, Leevel	9	0	0	0	0	5	5	0.6
BELL, Mike	10	0	0	0	0	1	1	0.1
TEAM	7	-16	0	0	0	0	-16	-2.3
Total.....	10	1462	2810	101	312	269	5054	505.4
Opponents.....	10	1338	1873	25	670	12	3918	391.8



2018 FRESNO STATE STATISTICS

DEFENSIVE LEADERS	GP	----- Tackles -----			TFL/Yds	-Sacks-	--- Pass Def ---		QBH	- Fumbles -		Blkd	
		Solo	Ast	Total			Int-Yds	BrUp		Rev-Yds	FF	Kick	Saf
ALLISON, Jeff	10	52	46	98	3.5-11	0.5-2	2-27	1	2
HELMUTH, George	10	33	26	59	5.0-32	4.0-31	.	1	2
BAILEY, James	10	32	26	58	8.0-23	2.0-13	1-0	3	.	1-0	.	.	.
BELL, Mike	10	31	24	55	1.0-1	.	3-1	7
WALKER, Mykal	10	30	25	55	9.5-22	3.0-6	1-38	4	2	1-0	2	2	.
HUGHES, Juju	10	26	24	50	.	.	3-64	6
KELLY, Anthoula	10	36	10	46	.	.	3-83	15	.	.	1	1	.
BRYANT, Jaron	10	33	3	36	1.0-1	.	1-39	5	.	.	1	.	.
ATKINS, Kevin	10	10	13	23	3.5-15	1.0-9	.	.	1
JONES, Kwami	10	10	9	19	2.0-6	2.0-6	.	.	4
FREE, Wylan	10	12	6	18	0.5-0	.	1-12
HAYNES, Jasad	9	8	10	18	4.5-29	2.5-18	.	.	1	1-0	1	.	.
IAKOPO, Keiti	10	7	10	17	1.0-2	0.5-2
NDOH, Emeka	6	5	6	11	2.0-2	1.0-1
SOECHTING, Trent	10	5	5	10	1
JOHNSON, Isaiah	7	5	4	9	1.0-4	1.0-4	.	.	1
BELONY, Patrick	10	2	6	8	0.5-2	0.5-2	.	.	.	2-0	.	.	.
MCCOY, Ricky	9	4	4	8	1.0-1
MAFI, Maamaloa	10	6	2	8	.	.	.	1
MAFI, Kesomi	4	2	5	7
TYLER, Messiah	9	6	1	7
MOSBY, Arron	9	4	2	6	2.0-17	.	.	2
WRIGHT, Andrew	10	2	3	5	1.0-1
GASTON, Chris	10	5	.	5	.	.	.	1
TATUM III, Leevil	9	4	1	5	.	.	1-5
RICE, Justin	4	2	2	4
MILTON, Ka'Lonn	5	2	2	4
HICKS, Dorrzel	10	1	1	2	.	.	.	1
JEANNITON, Kevin	2	2	.	2
GAGNON, Kenny	9	1	1	2
FULLER, Asa	10	1	.	1
MIMS, Jordan	10	1	.	1
DEGRUY, Damien	3	.	1	1
BOETANG, Matt	10	1	.	1
PERRY, Deonte	2	1-0	.	.	.
COLEMAN JR., Sherman	1	1
Total.....	10	381	278	659	47-169	18-94	16-269	48	14	6-0	5	3	.
Opponents.....	10	389	281	670	35.0-118	8-56	4-12	29	6	3-3	5	1	.

DEFENSE GAME-BY-GAME

TACKLES	UA-A	Tot	UI	Minn	UCLA	Tol	Nev	Wyo	UNM	UH	UNLV	BSU	SDSU	SJSU
ALLISON, J.	52-46	98	2-4	5-10	5-1	6-3	11-6	3-10	8-2	5-3	-	7-7		
HELMUTH, George	33-26	59	2-1	5-2	3-1	3-2	7-4	2-5	2-1	1-1	4-4	4-5		
BAILEY, James	32-26	58	0-1	5-4	4-1	2-3	6-4	0-5	5-0	3-0	4-3	3-5		
WALKER, Mykal	30-25	55	2-2	8-1	2-2	2-2	1-4	0-4	3-3	6-3	2-1	4-3		
BELL, Mike	31-24	55	1-3	5-6	5-2	3-1	3-3	2-2	2-1	3-0	3-2	4-4		
HUGHES, Juju	26-24	50	1-2	1-3	1-1	2-2	5-3	3-5	2-1	-	6-5	5-2		
KELLY, Anthoula	36-10	46	4-1	3-1	4-0	6-1	1-2	3-1	1-0	4-0	4-1	6-3		
BRYANT, Jaron	33-3	36	1-0	2-0	4-0	3-1	5-0	2-0	3-0	5-0	4-0	4-2		
ATKINS, Kevin	10-13	23	0-1	2-1	0-1	4-2	3-1	0-2	-	-	0-2	1-3		
JONES, Kwami	10-9	19	-	2-1	0-2	2-0	0-2	1-3	2-0	-	1-0	2-1		
FREE, Wylan	12-6	18	1-1	1-1	-	1-0	-	0-1	2-0	3-0	4-0	0-3		
HAYNES, Jasad	8-10	18	3-2	0-2	1-1	2-0	0-1	DNP	1-0	0-1	0-1	1-2		
IAKOPO, Keiti	7-10	17	0-1	-	1-0	0-2	3-1	0-2	1-0	2-0	0-1	0-3		
NDOH, Emeka	5-6	11	1-0	0-1	1-3	0-1	1-1	2-0	DNP	DNP	DNP	DNP		
SOECHTING, T.	5-5	10	0-1	1-1	1-0	-	1-0	-	1-0	-	1-2	0-1		



2018 FRESNO STATE STATISTICS

INDIVIDUAL GAME-BY-GAME

RUSHING	No-Yds/TD	UI	Minn	UCLA	Tol	Nev	Wyo	UNM	UH	UNLV	BSU	SDSU	SJSU
MIMS, Jordan	96-353/4	9-36/3	10-41/0	21-85/0	15-59/1	8-11/0	8-12/0	11-41/0	5-16/0	1-5/0	8-47/0		
RIVERS, Ronnie	52-298/6	DNP	DNP	DNP	2-25/0	5-12/1	4-22/0	11-48/2	11-125/1	12-33/1	7-33/1		
HOKIT, Josh	60-220/1	6-40/0	5-8/0	12-21/0	7-59/0	DNP	9-24/0	12-35/0	5-20/0	2-6/1	2-7/0		
MCMARYION, M.	51-169/7	5-4/0	3-15/0	9-16/4	4-15/1	2--5/0	7-53/2	4-12/0	1-8/0	7-39/0	9-12/0		
JOHNSON, S.	21-131/3	10-45/2	DNP	1-6/0	4-7/0	-	-	-	3-26/0	3-47/1	-		
O'NEAL, Dejonte	34-130/1	5-41/1	5-26/0	5-21/0	3-3/0	6-9/0	1--3/0	4-13/0	2-6/0	3-14/0	DNP		
REYNA, Jorge	9-75/0	3-28/0	-	-	1-19/0	-	1-1/0	-	1-8/0	3-19/0	DNP		
HARRIS, Romello	5-52/1	4-47/1	DNP	DNP	-	DNP	DNP	DNP	-	1-5/0	DNP		
GRIM, Derrion	7-37/1	-	-	-	1-1/0	-	1-0/0	1-4/0	-	2-24/1	2-8/0		
JOHNSON, KeeSea	3-9/0	-	-	1-7/0	-	-	1--3/0	-	1-5/0	-	-		
RICE, Jared	1-3/0	-	-	-	-	-	-	-	1-3/0	-	-		
HARDAWAY, D.	1-1/0	-	-	-	-	1-1/0	-	-	-	-	-		
COLEMAN, Chris	2-0/0	-	1-3/0	-	-	1-3/0	-	-	DNP	-	DNP		

RECEIVING	No-Yds/TD	UI	Minn	UCLA	Tol	Nev	Wyo	UNM	UH	UNLV	BSU	SDSU	SJSU
JOHNSON, KeeSea	70-953/7	6-118/0	6-89/1	8-85/0	6-102/2	7-65/1	5-51/0	8-149/2	8-102/0	8-97/0	8-95/1		
RICE, Jared	41-520/3	5-56/0	5-31/1	3-45/0	3-25/0	3-98/0	7-94/1	3-22/0	6-70/1	3-36/0	3-43/0		
JORDAN, Jamire	21-285/2	-	4-21/0	3-53/0	1-36/0	3-19/0	1-25/0	2-26/0	2-61/1	4-38/1	1-6/0		
MIMS, Jordan	19-274/2	2-7/0	2-23/0	2-51/0	6-126/1	2-16/0	2-13/0	-	2-32/1	1-6/0	-		
RIVERS, Ronnie	17-227/2	DNP	DNP	DNP	-	1-19/1	3-53/0	4-69/1	1-9/0	1-17/0	7-60/0		
GRIM, Derrion	11-147/2	1-33/1	-	1-9/0	1-11/0	1-6/0	1-15/0	-	1-6/1	1-10/0	4-57/0		
QUICK, Michiah	12-93/0	5-25/0	2-19/0	DNP	DNP	DNP	DNP	DNP	-	5-49/0	-		
O'NEAL, Dejonte	8-70/0	-	-	1--2/0	1-7/0	2-7/0	-	-	4-58/0	-	DNP		
HOKIT, Josh	8-56/0	1-1/0	2-15/0	1--1/0	1-10/0	DNP	-	2-9/0	-	-	1-22/0		
SUTTON, Cam	3-42/0	-	-	-	1-18/0	DNP	1-20/0	-	1-4/0	-	-		
RIDDERING, Kyle	6-41/3	-	-	2-19/1	2-9/1	-	-	-	-	2-13/1	-		
COLEMAN, Chris	4-40/0	-	-	-	2-24/0	1-11/0	-	1-5/0	DNP	-	DNP		
ALLEN, Justin	5-38/0	-	3-14/0	1-11/0	-	-	1-13/0	-	-	-	DNP		
TANGIPA, David	3-16/1	1-7/0	-	-	-	-	1-3/1	-	1-6/0	-	-		
HARDAWAY, D.	1-8/0	-	-	-	-	-	-	-	-	1-8/0	-		

PASSING

#6 MCMARYION	Att.	Comp	Int	Pct	Yards	TD	Long	Sack	Yds	Effic
Idaho	26	19	0	73.1	207	0	44	1	6	140.0
at Minnesota	32	23	1	71.9	205	2	45	0	0	140.1
UCLA	33	22	0	66.7	270	1	45	1	9	145.4
Toledo	31	24	1	77.4	368	4	55	1	5	213.3
Nevada	28	20	0	71.4	241	2	69	1	8	167.3
Wyoming	32	22	0	68.8	287	2	35	0	0	164.7
New Mexico	30	20	0	66.7	280	3	34	1	4	178.1
Hawaii	31	21	0	67.7	284	4	49	0	0	187.3
UNLV	35	26	1	74.3	274	2	23	0	0	153.2
Boise State	35	24	0	68.6	283	1	38	3	24	145.9
TOTALS	313	221	3	70.6	2699	21	69	8	56	163.3

#10 REYNA	Att.	Comp	Int	Pct	Yards	TD	Long	Sack	Yds	Effic
Idaho	3	2	0	66.7	40	1	33	0	0	288.7
Minnesota	1	1	0	100.0	7	0	7	0	0	158.8
Toledo	1	0	0	0.0	0	0	0	0	0	0.0
Hawaii	7	5	0	71.4	64	0	36	0	0	148.2
TOTALS	12	8	0	66.7	111	1	36	0	0	171.9

PUNT RET	No-Yds	UI	Minn	UCLA	Tol	Nev	Wyo	UNM	UH	UNLV	BSU	SDSU	SJSU
RIVERS, Ronnie	8-101	DNP	DNP	DNP	1-18	-	2-15	2-29	2-18	1-21	-		
JOHNSON, KeeSean	4-0	2-3	-	1--2	-	-	-	1--1	-	-	-		

KICK RET	No-Yds	UI	Minn	UCLA	Tol	Nev	Wyo	UNM	UH	UNLV	BSU	SDSU	SJSU
O'NEAL, Dejonte	8-148	-	-	-	2-31	-	-	-	5-99	1-18	DNP		
JORDAN, Jamire	3-68	1-12	1-19	-	-	1-37	-	-	-	-	-		
QUICK, Michiah	2-38	-	-	DNP	DNP	DNP	DNP	DNP	-	-	2-38		
ELIMA-JEUNE, P.	2-34	-	DNP	DNP	-	-	1-18	-	-	-	1-16		
BURT, Brian	2-24	-	2-24	-	-	-	DNP	DNP	DNP	-	DNP		

INT RET	No-Yds	UI	Minn	UCLA	Toledo	Nev	Wyo	UNM	UH	UNLV	BSU	SDSU	SJSU
BELL, Mike	3-1	-	-	-	-	1-0	1-1	1-0	-	-	-		
KELLY, Anthoula	3-83	2-40	-	-	-	1-43	-	-	-	-	-		
HUGHES, Juju	3-64	-	-	-	-	1-0	-	-	1-31	-	1-33		
ALLISON, J.	2-27	-	-	2-27	-	-	-	-	-	-	-		
TATUM III, L.	1-5	1-5	-	-	-	-	-	-	-	-	DNP		
WALKER, Mykal	1-38	-	-	-	1-38	-	-	-	-	-	-		
FREE, Wylan	1-12	1-12	-	-	-	-	-	-	-	-	-		
BAILEY, James	1-0	1-0	-	-	-	-	-	-	-	-	-		
BRYANT, Jaron	1-39	-	-	-	-	-	-	-	-	1-39	-		



2018 FRESNO STATE STATISTICS

TFLs	UA-A	Tot	Idaho	Minn	UCLA	Toledo	Nev	Wyo	UNM	UH	UNLV	BSU	SDSU	SJSU
WALKER, Mykal	6-7	9.5	0.5-0	0.5-1	1.5-2	2.5-8	0.5-1	0.5-2	-	3.5-8	-	-	-	-
BAILEY, James	7-2	8.0	-	1.0-2	-	1.0-1	2.5-12	-	-	1.0-2	1.0-2	1.5-4	-	-
HELMUTH, George	4-2	5.0	-	0.5-3	-	2.0-23	1.5-3	-	-	-	-	1.0-3	-	-
HAYNES, Jasad	4-1	4.5	3.0-17	0.5-3	-	1.0-9	-	DNP	-	-	-	-	-	-
ALLISON, J.	1-5	3.5	0.5-1	1.0-2	-	-	0.5-2	-	1.0-6	0.5-0	-	-	-	-
ATKINS, Kevin	2-3	3.5	-	0.5-0	-	1.0-2	1.0-9	0.5-3	-	-	-	-	0.5-1	-
JONES, Kwami	2-0	2.0	-	-	-	1.0-4	-	-	-	-	1.0-2	-	-	-
NDOH, Emeka	1-2	2.0	-	-	0.5-0	0.5-1	-	1.0-1	DNP	DNP	DNP	DNP	-	-
MOSBY, Arron	2-0	2.0	-	-	-	DNP	-	-	-	-	2.0-17	-	-	-
IAKOPO, Keiti	0-2	1.0	-	-	-	-	0.5-2	-	-	-	-	0.5-0	-	-
WRIGHT, Andrew	1-0	1.0	-	-	-	-	1.0-1	-	-	-	-	-	-	-
BRYANT, Jaron	1-0	1.0	-	-	-	-	1.0-1	-	-	-	-	-	-	-
BELL, Mike	1-0	1.0	-	-	1.0-1	-	-	-	-	-	-	-	-	-
MCCOY, Ricky	1-0	1.0	-	-	-	-	-	-	1.0-1	-	-	DNP	-	-
JOHNSON, Isaiah	1-0	1.0	-	DNP	DNP	DNP	-	-	-	-	1.0-4	-	-	-
BELONY, Patrick	0-1	0.5	-	-	-	-	0.5-2	-	-	-	-	-	-	-
FREE, Wylan	0-1	0.5	-	-	-	-	-	-	-	-	-	0.5-0	-	-

SACKS	UA-A	Tot	Idaho	Minn	UCLA	Toledo	Nev	Wyo	UNM	UH	UNLV	BSU	SDSU	SJSU
HELMUTH, George	3-2	4.0	-	0.5-3	-	2.0-23	0.5-2	-	-	-	-	1.0-3	-	-
WALKER, Mykal	3-0	3.0	-	-	1.0-1	1.0-4	-	-	-	1.0-1	-	-	-	-
HAYNES, Jasad	2-1	2.5	1.0-6	0.5-3	-	1.0-9	-	DNP	-	-	-	-	-	-
JONES, Kwami	2-0	2.0	-	-	-	1.0-4	-	-	-	-	1.0-2	-	-	-
BAILEY, James	2-0	2.0	-	-	-	-	1.0-11	-	-	1.0-2	-	-	-	-
NDOH, Emeka	1-0	1.0	-	-	-	-	-	1.0-1	DNP	DNP	DNP	DNP	-	-
ATKINS, Kevin	1-0	1.0	-	-	-	-	1.0-9	-	-	-	-	-	-	-
JOHNSON, Isaiah	1-0	1.0	-	DNP	DNP	DNP	-	-	-	-	1.0-4	-	-	-
BELONY, Patrick	0-1	0.5	-	-	-	-	0.5-2	-	-	-	-	-	-	-
ALLISON, J.	0-1	0.5	-	-	-	-	0.5-2	-	-	-	-	-	-	-
IAKOPO, Keiti	0-1	0.5	-	-	-	-	0.5-2	-	-	-	-	-	-	-

LONG PLAYS (20 OR MORE YARDS)

	FS Long Plays			Opponent Long Plays			
	Rush	Pass	Total	Rush	Pass	Total	
Idaho	2	3	5	0	3	3	
Minnesota	1	3	4	0	1	1	
UCLA	0	5	5	0	2	2	
Toledo	2	5	7	2	4	6	
Nevada	0	2	2	0	0	0	
Wyoming	1	6	7	0	2	2	
New Mexico	0	6	6	0	1	1	
Hawaii	2	5	7	0	4	4	
UNLV	1	2	3	1	0	1	
Boise State	2	5	7	0	3	3	
San Diego State							
San Jose State							
Totals	11	42	53	3	20	23	

DRIVE SUPERLATIVES

	Fresno State	Opponent
Most Yards (Result)	93 (TD) - Idaho	90 (TD) - Toledo
Most Plays (Result)	14, 2x - last vs UH (FG)	16 (TO downs) - Nevada
Most Time (Result)	9:15 (TO downs) - UCLA	7:17 (TD) - Minnesota

FRESNO STATE POINTS OFF TURNOVERS

Game	TOs Gained	TDs	FG	Pts	FS (Fumbles Lost/INT)
Idaho	7 (5 INT/2 FR)	5	1	38	0
Minnesota	1 (1 FR)	1	0	7	2 (2 INT)
UCLA	4 (2 INT/2 FR)	2	1	17	2 (2 FL)
Toledo	1 (1 INT)	1	0	7	1 (1 INT)
Nevada	3 (3 INT)	0	0	0	1 (1 FL)
Wyoming	1 (1 INT)	0	0	0	0
New Mexico	1 (1 INT)	1	0	7	0
Hawaii	2 (1 INT/1 FR)	1	0	7	0
UNLV	1 (1 INT)	1	0	7	1 (INT)
Boise State	1 (1 INT)	0	1	3	0
San Diego State					
San Jose State					
Totals	22 (16 INT/6 FR)	12	3	93	7 (4 INT/3 FL)
Opponents	7 (4 INT/3 FR)	2	1	17	

GAME-OPENING DRIVES

Opponent	[---Fresno State---]			[----- Opponent -----]		
	Pts.	1st Dwns	Yds.	Pts.	1st Dwns	Yds
Idaho	7	4	56	0	0	-14
Minnesota	0	1	21	0	1	15
UCLA	7	4	75	0	1	17
Toledo	7	5	75	0	0	6
Nevada	0	2	20	0	2	40
Wyoming	0	1	17	3	3	47
New Mexico	0 (missed FG)	2	44	0	1	0
Hawaii	0	2	40	3	2	50
UNLV	7	3	45	0	0	9
Boise State	0	0	-1	0	1	38
San Diego State						
San Jose State						

SECOND HALF-OPENING DRIVES

Opponent	[---Fresno State---]			[----- Opponent -----]		
	Pts.	1st Dwns	Yds.	Pts.	1st Dwns	Yds
Idaho	7	4	93	0	0	6
Minnesota	0	1	21	0	0	9
UCLA	0	0	5	0	0	0
Toledo	7	3	75	0	1	9
Nevada	0	0	9	0	0	1
Wyoming	0	1	21	0	0	-4
New Mexico	7	5	75	0	2	25
Hawaii	3	4	61	0	0	0
UNLV	7	4	74	0	2	26
Boise State	7	3	75	7	5	70
San Diego State						
San Jose State						

PENALTY NUMBERS

	FS Pen.-Yds.	Opp. Pen.-Yds
Idaho	3-27	4-20
Minnesota	4-40	3-30
UCLA	8-53	11-96
Toledo	3-45	3-25
Nevada	4-30	1-5
Wyoming	5-45	5-22
New Mexico	6-35	8-110
Hawaii	8-69	3-14
UNLV	5-40	8-57
Boise State	9-61	4-45
San Diego State		
San Jose State		


2018 FRESNO STATE STATISTICS
FRESNO STATE CHUNK PLAYS (53)

Yards	Opponent	Play	Result
76	Hawaii	Rivers rush	TD
69	Nevada	McMaryion pass to Rice	1st-10
55	Toledo	McMaryion pass to Mims	1st-Goal
49	Hawaii	McMaryion pass to Jordan	TD
47	Toledo	McMaryion pass to Mims	TD
45	MINN	McMaryion pass to K. Johnson	TD
45	UCLA	McMaryion pass to Mims	1st-Goal
44	Idaho	McMaryion pass to K. Johnson	1st-10
39	Toledo	McMaryion pass to K. Johnson	1st-10
38	UCLA	McMaryion pass to Jordan	1st-10
38	Boise St.	McMaryion pass to K. Johnson	1st-10
37	UCLA	McMaryion pass to Ja. Rice	1st-10
37	UNLV	S. Johnson rush	1st-Goal
36	Toledo	McMaryion pass to Jordan	1st-Goal
36	Hawaii	Reyna pass to K. Johnson	1st-10
35	Wyoming	McMaryion pass to Ja. Rice	TD
33	Idaho	Reyna pass to Grim	TD
34	Wyoming	McMaryion pass to Rivers	1st-10
34	UNM	McMaryion pass to K. Johnson	TD
31	Hawaii	McMaryion pass to O'Neal	1st-Goal
28	Idaho	McMaryion pass to K. Johnson	1st-10
27	Idaho	Harris rush	TD
27	Nevada	McMaryion pass to K. Johnson	TD
26	Idaho	O'Neal rush	TD
26	Wyoming	McMaryion rush	1st-10
26	UNM	McMaryion pass to Rivers	1st-10
26	Hawaii	McMaryion pass to Ja. Rice	1st-10
26	Boise St.	Rivers rush	1st-10
25	MINN	McMaryion pass to Mims	1st-10
25	Wyoming	McMaryion pass to Jordan	1st-Goal
25	Wyoming	McMaryion pass to K. Johnson	1st-Goal
24	UCLA	McMaryion pass to K. Johnson	1st-10
24	Toledo	McMaryion pass to K. Johnson	1st-10
24	Hawaii	S. Johnson rush	1st-10
24	Boise St.	McMaryion pass to K. Johnson	1st-10
23	UCLA	McMaryion pass to K. Johnson	1st-10
23	UNM	McMaryion pass to K. Johnson	1st-10
23	UNM	McMaryion pass to Rivers	TD
23	UNLV	McMaryion pass to Ja. Rice	1st-10
23	UNLV	McMaryion pass to K. Johnson	1st-10
22	MINN	Mims rush	1st-10
22	Toledo	Hokit rush	1st-10
22	Wyoming	McMaryion pass to Ja. Rice	1st-10
22	Boise St.	McMaryion pass to Hokit	1st-10
22	Boise St.	Mims rush	1st-10
21	MINN	McMaryion pass to K. Johnson	1st-10
21	Toledo	Hokit rush	1st-10
21	Hawaii	McMaryion oass to Mims	TD
21	Boise St.	McMaryion pass to Ja. Rice	1st-10
20	Wyoming	McMaryion pass to Sutton	1st-Goal
20	UNM	McMaryion pass to K. Johnson	1st-10
20	UNM	McMaryion pass to Jordan	1st-10
20	Boise St.	McMaryion pass to Grim	1st-10

FRESNO STATE SPECIAL TEAMS CHUNK PLAYS (2)

Yards	Opponent	Play	Result
100	Hawaii	Jordan missed field goal return	TD
37	Nevada	Jordan kick return	1st-10

Only KO returns of 35 yards or more or INT & PR of 25 yards or more are included

OPPONENT CHUNK PLAYS (23)

Yards	Opponent	Play	Result
73	Idaho	Richardson to Cotton	TD
54	Toledo	Peters pass to Johnson	TD
50	Hawaii	McDonald pass to Ward	TD
49	Boise St.	Rypien pass to Shakir	TD
41	Boise St.	Rypien pass to Modster	1st-10
45	UCLA	Thompson-Robinson to Howard	TD
36	Toledo	Guadagni rush	1st-10
33	UCLA	Thompson-Robinson to Cota	fumble/TO
28	Toledo	Guadagni pass to Thompson	1st-10
27	Hawaii	Moussa pass to Stubblefield	TD
26	UNM	Jones pass to Umeh	1st-10
25	MINN	Annexstad pass to Bateman	1st-10
25	Toledo	Peters pass to Johnson	TD
25	Wyoming	Vander Waal pass to Ismail	1st-10
25	Boise St.	Rypien pass to Bates	1st-10
24	Toledo	Jones rush	1st-Goal
24	UNLV	Williams rush	1st-10
23	Idaho	Petrino pass to Haywood	1st-10
23	Hawaii	McDonald pass to Ward	1st-10
21	Idaho	Richardson to Ungerer	1st-10
21	Toledo	Peters pass to Phillips	1st-10
21	Wyoming	Vander Waal pass to Ismail	1st-10
21	Hawaii	Moussa pass to Armstrong-Brown	1st-10

OPPONENT SPECIAL TEAMS CHUNK PLAYS (1)

Yards	Opponent	Play	Result
35	Idaho	Brantley kick return	1st-10

Only KO returns of 35 yards or more or INT & PR of 25 yards or more are included



The Automated ScoreBook

Fresno State Team Game-by-Game (as of Nov 10, 2018)

All games

TEAM STATISTICS

Date	Opponent	Rushing				Receiving				Passing				Kick Returns				Punt Returns				tot off
		no.	yds	td	lg	no.	yds	td	lg	cmp-att-int	yds	td	lg	no.	yds	td	lg	no.	yds	td	lg	
Sep 01	IDAHO	44	239	7	27	21	247	1	44	21-29-0	247	1	44	1	12	0	12	2	3	0	2	486
Sep 08	at Minnesota	24	87	0	22	24	212	2	45	24-34-2	212	2	45	3	43	0	21	0	0	0	0	299
Sep 15	at UCLA	52	150	4	15	22	270	1	45	22-33-0	270	1	45	0	0	0	0	1	-2	0	0	420
Sep 29	TOLEDO	38	186	2	22	24	368	4	55	24-32-1	368	4	55	2	31	0	18	1	18	0	18	554
Oct 06	at Nevada	24	30	1	8	20	241	2	69	20-28-0	241	2	69	1	37	0	37	0	0	0	0	271
Oct 13	WYOMING	33	104	2	26	22	287	2	35	22-32-0	287	2	35	1	18	0	18	2	15	0	9	391
Oct 20	at New Mexico	44	153	2	16	20	280	3	34	20-30-0	280	3	34	0	0	0	0	3	28	0	15	433
Oct 27	HAWAII	33	214	1	76	26	348	4	49	26-38-0	348	4	49	5	99	0	23	2	18	0	10	562
Nov. 3	at UNLV	34	192	4	37	26	274	2	23	26-35-1	274	2	23	1	18	0	18	1	21	0	21	466
Nov 09	at Boise State	28	107	1	26	24	283	1	38	24-35-0	283	1	38	3	54	0	19	0	0	0	0	390
Fresno State		354	1462	24	76	229	2810	22	69	229-326-4	2810	22	69	17	312	0	37	12	101	0	21	4272
		365	1338	6	36	164	1873	9	73	164-321-16	1873	9	73	35	670	0	35	8	25	0	11	3211

Games: 10 • Avg/rush: 4.1 • Avg/catch: 12.3 • Pass effic: 162.47 • KR avg: 18.4 • PR avg: 8.4 • All purpose avg/game: 505.4 • Total offense avg/gm: 427.2

Date	Opponent	Tackles				Sacks no-yds	Fumble		Pass Defense			blkd kick	PAT Attempts			off		
		ua	a	total	tfl-yds		ff	fr-yds	int-yds	qbh	brup		kick	rush	rcv	saf	t/o	pts
Sep 01	IDAHO	29	26	55	4.0-18	1.0-6	1	2-0	5-57	3	4	2	10-11	0	0	0	38	79
Sep 08	at Minnesota	41	36	77	4.0-11	1.0-6	1	1-0	0-0	0	3	0	2-2	0	0	0	7	14
Sep 15	at UCLA	33	16	49	3.0-3	1.0-1	2	2-0	2-27	1	3	0	3-4	0	1	0	17	38
Sep 29	TOLEDO	41	25	66	9.0-48	5.0-40	1	0-0	1-38	1	5	0	7-7	0	0	0	7	49
Oct 06	at Nevada	49	33	82	9.0-33	4.0-28	0	0-0	3-43	0	8	0	3-3	0	0	0	0	21
Oct 13	WYOMING	23	42	65	2.0-6	1.0-1	0	0-0	1-1	5	9	0	3-4	0	0	0	0	27
Oct 20	at New Mexico	41	12	53	2.0-7	0.0-0	0	0-0	1-0	1	3	0	5-5	0	0	0	7	38
Oct 27	HAWAII	38	10	48	5.0-10	2.0-3	0	1-0	1-31	0	5	0	5-6	0	0	0	7	50
Nov. 3	at UNLV	45	32	77	5.0-25	2.0-6	0	0-0	1-39	3	6	1	6-6	0	0	0	7	48
Nov 09	at Boise State	41	46	87	4.0-8	1.0-3	0	0-0	1-33	0	2	0	2-2	0	0	0	3	17
Fresno State		381	278	659	47.0-169	18.0-94	5	6-0	16-269	14	48	3	46-50	0	1	0	93	381
		389	281	670	35.0-118	8.0-56	5	3-3	4-12	6	29	1	13-14	0	1	0	17	135

		Punting									Field Goals			Kickoffs				
Date	Opponent	no.	yds	avg	long	blkd	tb	fc	50+	i20	md-att	long	blkd	no.	yds	avg	tb	ob
Sep 01	IDAHO	2	91	45.5	53	0	0	1	1	1	1-2	33	0	12	695	57.9	5	1
Sep 08	at Minnesota	7	309	44.1	60	0	1	2	2	6	0-0	0	0	3	192	64.0	0	0
Sep 15	at UCLA	3	118	39.3	48	0	0	1	0	2	1-1	28	0	7	433	61.9	4	1
Sep 29	TOLEDO	4	143	35.8	45	0	0	1	0	2	0-1	0	0	8	502	62.8	2	1
Oct 06	at Nevada	9	428	47.6	72	0	2	2	4	3	0-0	0	0	4	213	53.2	1	0
Oct 13	WYOMING	5	206	41.2	51	0	0	3	1	4	0-0	0	0	5	320	64.0	2	0
Oct 20	at New Mexico	4	173	43.2	61	0	0	2	1	2	1-2	30	0	7	388	55.4	3	0
Oct 27	HAWAII	2	73	36.5	40	0	0	2	0	2	3-4	32	0	9	563	62.6	4	0
Nov. 3	at UNLV	3	122	40.7	45	0	0	1	0	1	2-2	47	0	9	457	50.8	0	0
Nov 09	at Boise State	4	159	39.8	52	0	0	1	1	1	1-3	47	1	3	185	61.7	0	0
Fresno State		43	1822	42.4	72	0	3	16	10	24	9-15	47	1	67	3948	58.9	21	3
		57	2411	42.3	74	1	3	23	10	12	10-16	53	2	35	2161	61.7	16	1



The Automated ScoreBook

Fresno State Opponent Game-by-Game (as of Nov 10, 2018)

All games

OPPONENT STATISTICS

		Rushing				Receiving				Passing				Kick Returns				Punt Returns				tot		
Date	Opponent	no.	yds	td	lg	no.	yds	td	lg	cmp	att	int	yds	td	lg	no.	yds	td	lg	no.	yds	td	lg	off
Sep 01	IDAHO	32	102	1	15	14	205	1	73	14-33-5	205	1	73	6	114	0	35	0	0	0	0	0	0	307
Sep 08	at Minnesota	45	132	2	11	16	175	0	25	16-26-0	175	0	25	3	65	0	23	0	0	0	0	0	0	307
Sep 15	at UCLA	31	119	1	16	10	151	1	45	10-24-2	151	1	45	2	30	0	16	1	4	0	4	0	0	270
Sep 29	TOLEDO	40	137	0	36	16	238	3	54	16-31-1	238	3	54	5	113	0	31	1	0	0	0	0	0	375
Oct 06	at Nevada	43	132	0	15	22	195	0	18	22-43-3	195	0	18	1	17	0	17	2	12	0	11	0	0	327
Oct 13	WYOMING	30	104	0	12	12	117	0	25	12-32-1	117	0	25	3	56	0	20	0	0	0	0	0	0	221
Oct 20	at New Mexico	33	148	0	19	15	132	1	26	15-32-1	132	1	26	3	25	0	24	1	3	0	3	0	0	280
Oct 27	HAWAII	26	88	0	18	20	286	2	50	20-35-1	286	2	50	5	103	0	28	0	0	0	0	0	0	374
Nov. 3	at UNLV	41	197	0	24	15	105	0	15	15-35-1	105	0	15	4	73	0	27	1	0	0	0	0	0	302
Nov 09	at Boise State	44	179	2	14	24	269	1	49	24-30-1	269	1	49	3	74	0	29	2	6	0	5	0	0	448
Opponents		365	1338	6	36	164	1873	9	73	164-321-16	1873	9	73	35	670	0	35	8	25	0	11	0	0	3211
		354	1462	24	76	229	2810	22	69	229-326-4	2810	22	69	17	312	0	37	12	101	0	21	0	0	4272

Games: 10 • Avg/rush: 3.7 • Avg/catch: 11.4 • Pass effic: 99.39 • KR avg: 19.1 • PR avg: 3.1 • All purpose avg/game: 391.8 • Total offense avg/gm: 321.1

Date	Opponent	Tackles				Sacks		Fumble		Pass Defense			blkd		PAT Attempts			off		
		ua	a	total	tfl-yds	no-yds	ff	fr-yds		int-yds	qbh	brup	kick		kick	rush	rcv	saf	t/o	pts
Sep 01	IDAHO	36	28	64	1.0-6	1.0-6	1	0-0		0-0	0	1	0		1-2	0	0	0	0	13
Sep 08	at Minnesota	34	30	64	6.0-13	0.0-0	1	0-0		2-0	0	2	0		1-1	0	1	0	0	21
Sep 15	at UCLA	53	30	83	4.0-16	1.0-9	1	2-0		0-0	1	4	0		2-2	0	0	0	14	14
Sep 29	TOLEDO	41	26	67	4.0-10	1.0-5	0	0-0		1-4	2	3	0		3-3	0	0	0	3	27
Oct 06	at Nevada	26	32	58	5.0-20	1.0-8	1	1-3		0-0	0	0	0		0-0	0	0	0	0	3
Oct 13	WYOMING	30	40	70	3.0-6	0.0-0	0	0-0		0-0	2	4	0		0-0	0	0	0	0	3
Oct 20	at New Mexico	46	22	68	3.0-14	1.0-4	0	0-0		0-0	0	3	0		1-1	0	0	0	0	7
Oct 27	HAWAII	46	17	63	1.0-1	0.0-0	0	0-0		0-0	0	5	0		2-2	0	0	0	0	20
Nov. 3	at UNLV	43	24	67	3.0-6	0.0-0	0	0-0		1-8	1	2	0		0-0	0	0	0	0	3
Nov 09	at Boise State	34	32	66	5.0-26	3.0-24	1	0-0		0-0	0	5	1		3-3	0	0	0	0	24
Opponents		389	281	670	35.0-118	8.0-56	5	3-3		4-12	6	29	1		13-14	0	1	0	17	135
		381	278	659	47.0-169	18.0-94	5	6-0		16-269	14	48	3		46-50	0	1	0	93	381

Date	Opponent	Punting										Field Goals			Kickoffs				
		no.	yds	avg	long	blkd	tb	fc	50+	i20		md-att	long	blkd	no.	yds	avg	tb	ob
Sep 01	IDAHO	4	188	47.0	56	0	0	0	2	2		0-2	0	2	3	188	62.7	1	1
Sep 08	at Minnesota	6	231	38.5	52	0	0	5	1	1		2-2	53	0	5	324	64.8	2	0
Sep 15	at UCLA	6	291	48.5	70	0	0	3	2	2		0-0	0	0	3	195	65.0	3	0
Sep 29	TOLEDO	5	214	42.8	48	0	0	3	0	0		2-3	46	0	6	374	62.3	4	0
Oct 06	at Nevada	7	309	44.1	74	0	1	2	2	0		1-1	41	0	2	130	65.0	1	0
Oct 13	WYOMING	7	259	37.0	46	0	0	3	0	2		1-1	44	0	2	108	54.0	1	0
Oct 20	at New Mexico	8	377	47.1	61	0	1	1	3	1		0-0	0	0	2	130	65.0	2	0
Oct 27	HAWAII	4	168	42.0	44	0	0	2	0	0		2-3	43	0	5	312	62.4	0	0
Nov. 3	at UNLV	8	305	38.1	49	1	0	4	0	3		1-2	28	0	2	85	42.5	0	0
Nov 09	at Boise State	2	69	34.5	43	0	1	0	0	1		1-2	35	0	5	315	63.0	2	0
Opponents		57	2411	42.3	74	1	3	23	10	12		10-16	53	2	35	2161	61.7	16	1
		43	1822	42.4	72	0	3	16	10	24		9-15	47	1	67	3948	58.9	21	3


2018 FRESNO STATE PARTICIPATION

#	Name	GP/GS	#	Name	GP/GS	#	Name	GP/GS
77	ABBS, Nick	10/3	7	GRIM, Derrion	10/1	28	OGLESBY, Bryson	2/-
79	AIBUEDEFE, Nick	5/-	82	HARDAWAY, D.	10/-	23	PARKER, Kevin	1/-
13	ALLEN, Justin	9/2	32	HARRIS, Romello	4/-	87	PARKER, Namani	8/-
9	ALLISON, J.	10/10	93	HAYNES, Jasad	9/9	17	PERRY, Deonte	2/-
90	ATKINS, Kevin	10/9	34	HELMUTH, George	10/9	27	POPE, Zane	1/-
7	BAILEY, James	10/10	41	HICKS, Dorrzel	10/-	55	POUND, Cody	1/-
4	BELL, Mike	10/10	33	HOKIT, Josh	9/1	2	QUICK, Michiah	5/3
94	BELONY, Patrick	10/2	23	HUGHES, Juju	10/10	10	REYNA, Jorge	9/-
71	BIEN-AIME, M.	1/-	62	HUGHES, Logan	10/5	16	RICE, Jared	10/10
26	BOETANG, Matt	10/-	98	IAKOPO, Keiti	10/-	29	RICE, Justin	4/-
51	BOYER, Markus	10/10	80	JAVERNICK, G.	10/-	89	RIDDERING, Kyle	10/5
35	BROWN, Chris	1/-	96	JEANNITON, K.	2/-	20	RIVERS, Ronnie	7/3
14	BRYANT, Jaron	10/10	18	JOHNSON, Isaiah	7/-	59	SMITH, Matt	9/-
72	BULL, Dontae	6/1	3	JOHNSON, KeeSean	10/10	22	SOECHTING, T.	10/-
26	BURT, Brian	6/-	24	JOHNSON, S.	9/-	73	ST. ANDREW, M.	10/10
42	CAGE, Richard	1/-	33	JONES, Kwami	10/6	36	SUTTON, Cam	9/-
25	COLEMAN JR., S.	1/-	1	JORDAN, Jamire	10/9	88	TANGIPA, David	10/-
8	COLEMAN, Chris	8/-	6	KELLY, Anthoula	10/9	44	TATUM III, L.	9/-
58	CRONK, C.	10/10	11	KING JR., S.	1/-	65	TUITELE, Syrus	8/8
47	CUSICK, Blake	10/-	13	MAFI, Kesomi	4/-	75	TUPUOLA, Zelan	1/-
19	DALENA, Frank	1/-	38	MAFI, Maamaloa	10/-	30	TYLER, Messiah	9/-
1	DEGRUY, Damien	3/-	99	MCCOY, Ricky	9/-	3	WALKER, Mykal	10/10
5	ELIMA-JEUNE, P.	8/-	6	MCMARYION, M.	10/10	53	WESTBERRY, J.	10/-
8	FREE, Wylan	10/2	27	MILTON, Ka'Lonn	5/-	54	WILLIAMS JR., P.	1/-
57	FUAMATU, Jace	1/-	22	MIMS, Jordan	10/4	66	WOODLEY, Quireo	3/1
37	FULLER, Asa	10/-	15	MOSBY, Arron	9/-	31	WRIGHT, Andrew	10/-
28	GAGNON, Kenny	9/-	52	MUTI, Netane	2/2			
2	GASTON, Chris	10/-	5	NDOH, Emeka	6/4			
84	GRAYSON JR., A.	2/-	11	O'NEAL, Dejonte	9/2			

2018 GAME-BY-GAME OFFENSIVE STARTERS

DATE	OPPONENT	LT	LG	C	RG	RT	QB	RB	WR	WR	WR	TE
9/1	Idaho	Muti	Cronk	St. Andrew	Boyer	Tuitele	McMaryion	Mims	K. Johnson	Jordan	Quick	Rice
9/8	at Minnesota	Muti	Cronk	St. Andrew	Boyer	Tuitele	McMaryion	O'Neal	K. Johnson	Jordan	Quick	Rice
9/15	at UCLA	Cronk	Abbs	St. Andrew	Boyer	Tuitele	McMaryion	Mims	K. Johnson	Jordan	Allen	Rice
9/29	Toledo	Cronk	Abbs	St. Andrew	Boyer	Tuitele	McMaryion	Mims	K. Johnson	Jordan	Riddering (TE)	Rice
10/6	at Nevada*	Cronk	Abbs	St. Andrew	Boyer	Tuitele	McMaryion	O'Neal	K. Johnson	Jordan	Riddering (TE)	Rice
10/13	Wyoming*	Cronk	Hughes	Boyer	St. Andrew	Tuitele	McMaryion	Mims	K. Johnson	Jordan	Allen	Rice
10/20	at New Mexico*	Cronk	Hughes	Boyer	St. Andrew	Tuitele	McMaryion	Hokit	K. Johnson	Grim	Riddering (TE)	Rice
10/27	Hawaii*	Cronk	Hughes	Boyer	St. Andrew	Bull	McMaryion	Rivers	K. Johnson	Jordan	Riddering (TE)	Rice
11/3	at UNLV	Cronk	Hughes	Boyer	St. Andrew	Woodley	McMaryion	Rivers	K. Johnson	Jordan	Quick	Rice
11/9	at Boise State*	Cronk	Hughes	Boyer	St. Andrew	Tuitele	McMaryion	Rivers	K. Johnson	Jordan	Riddering (TE)	Rice
11/17	San Diego State*											
11/24	San Jose State*											

2018 GAME-BY-GAME DEFENSIVE STARTERS

DATE	OPPONENT	DE	DT	DT	DE	LB	LB	LB	CB	FS	SS	CB
9/1	Idaho	Walker	Haynes	Atkins	Ndoh	Helmuth	Allison	Bailey	Bryant	Bell	J. Hughes	Free
9/8	at Minnesota	Walker	Haynes	Atkins	Ndoh	Helmuth	Allison	Bailey	Bryant	Bell	J. Hughes	Kelly
9/15	at UCLA	Walker	Haynes	Atkins	Ndoh	Helmuth	Allison	Bailey	Bryant	Bell	J. Hughes	Kelly
9/29	Toledo	Walker	Haynes	Atkins	Ndoh	Helmuth	Allison	Bailey	Bryant	Bell	J. Hughes	Kelly
10/6	at Nevada*	Walker	Haynes	Atkins	Jones	Helmuth	Allison	Bailey	Bryant	Bell	J. Hughes	Kelly
10/13	Wyoming*	Walker	Belony	Atkins	Jones	Helmuth	Allison	Bailey	Bryant	Bell	J. Hughes	Kelly
10/20	at New Mexico*	Walker	Haynes	Belony	Jones	Helmuth	Allison	Bailey	Bryant	Bell	J. Hughes	Kelly
10/27	Hawaii*	Walker	Haynes	Atkins	Jones	Free (Nickel)	Allison	Bailey	Bryant	Bell	J. Hughes	Kelly
11/3	at UNLV	Walker	Haynes	Atkins	Jones	Helmuth	Allison	Bailey	Bryant	Bell	J. Hughes	Kelly
11/9	at Boise State*	Walker	Haynes	Atkins	Jones	Helmuth	Allison	Bailey	Bryant	Bell	J. Hughes	Kelly
11/17	San Diego State*											
11/24	San Jose State*											



TURNOVERS YEAR-BY-YEAR - SINCE 2009

2018 - Fresno State Record: 8-2									
Fresno State					Opponents				
Date	Opponent	Sacks	FR	INT	Turnovers Gained	Sacks	FR	INT	Turnovers Lost
9/1	Idaho	1-6	2	5	7	1-6	0	0	0
9/8	at Minnesota	1-6	1	0	1	0-0	0	2	2
9/15	at UCLA	1-1	2	2	4	1-9	2	0	2
9/29	Toledo	5-40	0	1	1	1-5	0	1	1
10/6	at Nevada*	4-28	0	3	3	1-8	1	0	1
10/13	Wyoming*	1-1	0	1	1	0-0	0	0	0
10/20	at New Mexico*	0-0	0	1	1	1-4	0	0	0
10/27	Hawai'i*	2-3	1	1	2	0-0	0	0	0
11/3	at UNLV*	1-5	0	1	1	0-0	0	1	1
11/9	at Boise State*	1-3	0	1	1	3-24	0	0	0
11/17	San Diego State*								
11/24	San Jose State*								
Totals	12 Games	17-89	6	15	21	8-56	3	3	6

NATIONAL RANKINGS

Sacks: 97
Fumble Recoveries: 68
Passes Intercepted: 2

Turnovers Gained: 9
Turnover Margin: 3

NATIONAL RANKINGS

Sacks Allowed: 5
Fumbles Lost: 3
INTs Thrown: 13

Turnovers Lost: 3
Turnover Margin: 3

2017 - Fresno State Record: 10-4									
Fresno State					Opponents				
Date	Opponent	Sacks	FR	INT	Turnovers Gained	Sacks	FR	INT	Turnovers Lost
9/2	Incarnate Word	2-20	1	1	2	0-0	0	0	0
9/9	at Alabama	1-8	0	0	0	2-9	0	1	1
9/16	at Washington	1-6	2	0	2	1-7	0	1	1
9/30	Nevada	3-23	0	3	3	1-7	2	1	3
10/7	at San Jose State	4-24	2	2	4	0-0	0	0	0
10/14	New Mexico	2-8	1	1	2	1-3	1	0	1
10/21	at San Diego St.	5-30	1	0	1	0-0	0	0	0
10/28	UNLV	0-0	0	0	0	1-8	1	0	1
11/4	BYU	2-12	1	0	1	0-0	0	0	0
11/11	at Hawai'i	5-29	1	1	2	0-0	0	2	2
11/18	at Wyoming	1-6	2	0	2	1-6	1	0	1
11/25	Boise State	2-20	0	0	0	0-0	0	0	0
12/2	at Boise State*	4-13	0	0	0	2-12	0	1	1
12/24	Houston	2-10	1	1	2	1-7	1	1	2
Totals	14 Games	34-209	12	9	21	10-69	6	7	13

NATIONAL RANKINGS

Sacks: 33
Fumble Recoveries: 14
Passes Intercepted: 86

Turnovers Gained: 50
Turnover Margin: 25

NATIONAL RANKINGS

Sacks Allowed: 5
Fumbles Lost: 16
INTs Thrown: 13

Turnovers Lost: 9
Turnover Margin: 25

2016 - Fresno State Record: 1-11									
Fresno State					Opponents				
Date	Opponent	Sacks	FR	INT	Turnovers Gained	Sacks	FR	INT	Turnovers Lost
9/3	at Nebraska	0-0	0	0	0	4-21	0	2	2
9/10	Sacramento St.	3-11	0	2	2	2-19	1	1	2
9/17	at Toledo	0-0	0	0	0	5-35	0	0	0
9/24	Tulsa	4-34	1	1	2	2-9	1	1	2
10/1	at UNLV	0-0	0	0	0	2-20	0	1	1
10/8	at Nevada	1-15	1	0	1	1-4	2	0	2
10/14	San Diego St.	1-1	0	0	0	2-12	0	3	3
10/22	at Utah St.	0-0	0	0	0	1-6	0	0	0
10/28	Air Force	1-6	1	0	1	2-11	0	4	4
11/5	at Colorado St.	0-0	0	0	0	5-26	0	1	1
11/19	Hawai'i	2-15	0	1	1	1-6	0	0	0
11/26	San Jose St.	2-12	1	1	2	4-17	1	0	1
Totals	12 Games	14-94	4	5	9	31-186	5	13	18

NATIONAL RANKINGS

Sacks: T-117
Fumble Recoveries: T-116
Passes Intercepted: T-117

Turnovers Gained: T-126
Turnover Margin: T-117

NATIONAL RANKINGS

Sacks Allowed: T-96
Fumbles Lost: T-12
INTs Thrown: T-88

Turnovers Lost: T-47
Turnover Margin: T-117

2015 - Fresno State Record: 3-8									
Fresno State					Opponents				
Date	Opponent	Sacks	FR	INT	Turnovers Gained	Sacks	FR	INT	Turnovers Lost
9/3	Abilene Christian	5-30	0	2	2	0-0	1	2	3
9/12	at No. 14 Ole Miss	1-8	2	1	3	1-15	1	3	4
9/19	No. 21 Utah	0-0	2	1	3	1-5	2	0	2
9/26	at San Jose St.	6-35	1	0	1	2-19	0	1	1
10/3	at San Diego St.	3-25	1	0	1	3-27	0	0	0
10/10	Utah State	2-13	1	0	1	5-25	1	3	4
10/16	UNLV	6-24	0	0	0	0-0	1	0	1
10/24	at Air Force	0-0	1	0	1	2-9	0	1	1
11/5	Nevada	2-18	0	1	1	3-20	1	3	4
11/14	at Hawai'i	2-13	1	3	4	3-16	0	0	0
11/21	at BYU	1-5	2	0	2	4-26	0	3	3
11/28	Colorado St.	0-0	0	1	1	2-16	0	0	0
Totals	12 Games	28-171	11	9	20	24-152	7	16	23

NATIONAL RANKINGS

Sacks: T-29
Fumble Recoveries: T-7
Passes Intercepted: T-79

Turnovers Gained: T-50
Turnover Margin: T-93

NATIONAL RANKINGS

Sacks Allowed: T-73
Fumbles Lost: T-54
INTs Thrown: T-118

Turnovers Lost: T-113
Turnover Margin: T-93

2014 - Fresno State Record: 6-8									
Fresno State					Opponents				
Date	Opponent	Sacks	FR	INT	Turnovers Gained	Sacks	FR	INT	Turnovers Lost
8/30	at USC	0-0	2	0	2	1-10	0	4	4
9/6	at Utah	2-11	0	0	0	7-34	1	0	1
9/13	Nebraska	0-0	1	0	1	4-29	0	0	0
9/20	Southern Utah	4-10	1	1	2	0-0	0	1	1
9/26	at New Mexico	2-14	0	0	0	3-24	1	1	2
10/3	San Diego State	2-12	1	2	3	3-7	1	1	2
10/10	at UNLV	5-13	0	1	1	1-1	1	2	3
10/17	at Boise State	2-10	1	0	1	5-22	0	1	1
11/1	Wyoming	1-6	1	0	1	2-6	0	2	2
11/8	San Jose State	0-0	1	2	3	1-5	1	1	2
11/22	at Nevada	3-24	3	1	4	3-20	1	1	2
11/29	Hawai'i	6-34	0	2	2	2-17	0	2	2
12/6	at Boise State*	1-5	0	0	0	4-24	0	3	3
12/24	vs. Rice	2-14	0	0	0	4-24	0	2	2
Totals	14 Games	30-153	11	9	20	40-223	6	21	27

NATIONAL RANKINGS

Sacks: 65
Fumble Recoveries: T-38
Passes Intercepted: T-91

Turnovers Gained: T-55
Turnover Margin: T-103

NATIONAL RANKINGS

Sacks Allowed: T-105
Fumbles Lost: T-19
INTs Thrown: 123

Turnovers Lost: T-109
Turnover Margin: T-103

2013 - Fresno State Record: 11-2									
Fresno State					Opponents				
Date	Opponent	Sacks	FR	INT	Turnovers Gained	Sacks	FR	INT	Turnovers Lost
8/29	Rutgers	1-10	1	0	2	1-4	2	1	3
9/7	Cal Poly	1-10	1	0	1	0-0	1	0	1
9/14	at Colorado					GAME CANCELED (FLOODING)			
9/20	Boise State	4-19	1	1	2	1-2	0	0	0
9/28	at Hawai'i	7-46	0	2	2	1-1	3	2	5
10/5	at Idaho	6-41	1	4	5	0-0	1	2	3
10/19	UNLV	3-12	0	0	0	0-0	0	1	1
10/26	at San Diego St.	2-12	1	1	2	2-22	0	0	0
11/2	Nevada	3-18	0	1	1	2-14	1	0	1
11/9	at Wyoming	1-8	1	1	2	1-9	0	0	0
11/23	New Mexico	3-25	0	0	0	0-0	0	0	0
11/29	at San Jose St.	0-0	2	0	2	0-0	0	1	1
12/7	Utah State*	8-49	0	2	2	3-19	3	2	5
12/21	vs. USC	1-17	1	1	2	0-0	0	1	1
Totals	13 Games	40-250	9	14	23	12-72	11	10	21

NATIONAL RANKINGS

Sacks: 6
Fumble Recoveries: T-56
Passes Intercepted: T-40

Turnovers Gained: T-47
Turnover Margin: T-48

NATIONAL RANKINGS

Sacks Allowed: 6
Fumbles Lost: T-84
Interceptions Thrown: T-35

Turnovers Lost: T-57
Turnover Margin: T-48

2012 - Fresno State Record: 9-4									
Fresno State					Opponents				
Date	Opponent	Sacks	FR	INT	Turnovers Gained	Sacks	FR	INT	Turnovers Lost
9/1	Weber State	4-17	0	1	1	1-13	0	0	0
9/8	at No. 4 Oregon	3-34	3	0	3	3-16	0	0	0
9/15	Colorado	4-24	0	4	4	0-0	1	1	2
9/22	at Tulsa	0-0	0	3	3	2-13	2	0	2
9/29	San Diego St.	5-35	2	3	5	1-9	2	2	4
10/6	at Colorado St.	4-29	1	1	2	2-18	0	0	0
10/13	at Boise St.	1-0	0	1	1	3-21	1	1	2
10/20	Wyoming	1-8	0	2	2	2-15	2	0	2
10/27	at New Mexico	1-4	1	1	2	2-11	0	1	1
11/3	Hawai'i	5-19	2	1	3	3-21	0	1	1
11/10	at Nevada	3-26	2	2	4	1-7	1	0	1
11/24	Air Force	3-15	2	1	3	1-7	1	0	1
12/24	SMU	5-24	0	2	2	7-53	2	2	4
Totals	13 Games	40-239	13	22	35	29-207	12	8	20

NATIONAL RANKINGS

Sacks: 9
Fumble Recoveries: T-27
Passes Intercepted: 3

Turnovers Gained: 5
Turnover Margin: T-7

NATIONAL RANKINGS

Sacks Allowed: T-78
Fumbles Lost: T-77
Interceptions Thrown: T-28

Turnovers Lost: T-46
Turnover Margin: T-7

Fresno State					Opponent				
Date	Opponent	Sacks	FR	INT	Turnovers Gained	Sacks	FR	INT	Turnovers Lost
9/3	vs. California	2-17	1	1	2	6-30	1	1	2
9/10	at No. 10 Nebraska	1-4	0	2	2	0-0	1	0	1
9/17	North Dakota	2-23	0	0	0	3-26	0	0	0
9/24	at Idaho	2-12	1	0	1	0-0	0	2	2
10/1	Ole Miss	1-7	0	0	0	2-18	1	1	2
10/7	No. 5 Boise St.	0-0	0	0	0	0-0	2	2	4
10/15	Utah State	3-15	1	0	1	0-0	2	0	2
10/22	at Nevada	2-8	0	0	0	1-2	2	0	2
11/5	La Tech	1-8	0	0	0	3-12	1	2	3
11/12	at New Mexico St.	2-17	0	1	1	1-4	1	0	1
11/19	at Hawai'i	4-32	0	0	0	1-3	0	0	0
11/26	San Jose St.	0-0	1	1	2	0-0	2	1	3
12/3	at San Diego St.	2-15	0	0	0	3-28	0	1	1
Totals	13 Games	20-143	4	5	9	17-95	13	9	22



INDIVIDUAL GAME HIGHS

PASSING

Name	Attempts		Completions		Yards		Career 300-Yard Passing Games
	2018	Career	2018	Career	2018	Career	
Marcus McMaryion	35 (at Boise State)	48 (*17vs. Houston)	24 (2x)	33 (*17 vs. Houston)	368 (Toledo)	Same	3
Jorge Reyna	7 (Hawai'i)	Same	5 (Hawai'i)	Same	64 (Hawai'i)	Same	--
Name	Longest Pass		TDs		INTs		
	2018	Career	2018	Career	2018	Career	
Marcus McMaryion	55 (Toledo)	81 (*17 Boise State)	4 (2x)	4 (3x)	1 (2x)	2 (*17 at Hawai'i)	
Jorge Reyna	36 (Hawai'i)	Same	1 (Idaho)	Same	--	--	

RUSHING

Name	Attempts		Yards		TDs		Longest Career Run	100-Yd Games
	2018	Career	2018	Career	2018	Career		
Derrion Grim	2 (2x)	Same	24 (at UNLV)	Same	1 (at UNLV)	Same	24 (at UNLV)	--
Josh Hokit	12 (2x)	21 (*17 at Wyoming)	59 (Toledo)	97 (*16 Hawai'i)	--	3 (*17 at SDSU)	26 (*17 at SDSU)	--
Saevion Johnson	10 (Idaho)	Same	47 (at UNLV)	Same	2 (Idaho)	Same	37 (at UNLV)	--
Marcus McMaryion	9 (2x)	9 (*17 UNLV)	53 (Wyoming)	Same	4 (at UCLA)	Same	57 (*17 UNM)	--
Jordan Mims	21 (at UCLA)	21 (2x)	85 (at UCLA)	112 (*17 at SDSU)	3 (Idaho)	Same	24 (*17 UNM)	1
Dejonte O'Neal	6 (at Nevada)	5 (5x)	45 (Idaho)	Same	1 (Idaho)	1 (2x)	26 (Idaho)	--
Ronnie Rivers	12 (at UNLV)	19 (*17 at SJSU)	125 (Hawai'i)	Same	2 (at New Mexico)	2 (2x)	76 (Hawai'i)	2

RECEIVING

Name	Receptions		Yards		TDs		Longest Career Reception	100-Yd Games
	2018	Career	2018	Career	2018	Career		
Justin Allen	3 (at Minnesota)	2 (*17 UIW)	14 (at Minnesota)	51 (*17 UIW)	--	1 (*17 UIW)	45 (*17 UIW)	--
Chris Coleman	2 (Toledo)	Same	24 (Toledo)	Same	--	Same	14 (Toledo)	--
Derrion Grim	4 (at Boise State)	4 (2x)	57 (at Boise State)	69 (*17 Nevada)	1 (2x)	1 (3x)	63 (*17 Nevada)	--
Josh Hokit	2 (2x)	3 (*17 Nevada)	22 (at Boise State)	27 (*17 UNM)	--	--	27 (*17 UNM)	--
KeeSean Johnson	8 (5x)	10 (*16 Air Force)	149 (at New Mexico)	Same	2 (2x)	3 (2x)	81 (*17 Boise State)	8
Jamire Jordan	4 (at Minnesota)	10 (*16 at Utah St.)	61 (Hawai'i)	115 (*16 Air Force)	--	2 (*17 UNM)	85 (*16 at Toledo)	5
Jordan Mims	6 (Toledo)	Same	126 (Toledo)	Same	1 (2x)	Same	55 (Toledo)	1
Dejonte O'Neal	4 (Hawai'i)	4 (2x)	58 (Hawai'i)	Same	--	--	31 (Hawai'i)	--
Michiah Quick	5 (2x)	Same	49 (at UNLV)	Same	--	--	18 (at UNLV)	--
Jared Rice	7 (Wyoming)	Same	98 (at Nevada)	Same	1 (2x)	1 (6x)	69 (at Nevada)	--
Kyle Riddering	2 (3x)	3 (*16 at Utah St.)	19 (at UCLA)	21 (*17 UNLV)	1 (3x)	1 (4x)	21 (*17 UNLV)	--
Ronnie Rivers	7 (at Boise State)	Same	69 (at New Mexico)	Same	1 (2x)	1 (3x)	34 (Wyoming)	--
Cam Sutton	1 (3x)	Same	20 (Wyoming)	Same	--	--	20 (Wyoming)	--
David Tangipa	1 (3x)	1 (4x)	7 (Idaho)	Same	1 (Wyoming)	1 (2x)	7 (Idaho)	--

DEFENSE

Name	Tackles		TFL		Sacks		INT	FF
	2018	Career	2018	Career	2018	Career		
Jeff Allison	17 (at Nevada)	Same	1.0 (at New Mexico)	1.0 (6x)	0.5 (at Nevada)	1.0 (2x)	2 (at Minn)	1 (2x)
Kevin Atkins	6 (Toledo)	Same	1.0 (2x)	1.0 (3x)	--	--	--	--
James Bailey	10 (at Nevada)	Same	2.5 (at Nevada)	Same	1.0 (2x)	Same	1 (Idaho)	1 (*17 UNM)
Mike Bell	11 (at Minnesota)	Same	1 (at UCLA)	1.5 (*17 at Washington)	--	--	1 (4x)	1 (*17 BYU)
Patrick Belony	2 (2x)	3 (*16 SDSU)	0.5 (at Nevada)	0.5 (2x)	0.5 (at Nevada)	Same	--	--
Jaron Bryant	6 (at Boise State)	9 (*17 at Boise State)	1.0 (at Nevada)	1.0 (2x)	--	--	2 (*17 Nevada)	1 (at UCLA)
Wylan Free	3 (2x)	Same	0.5 (at Boise State)	Same	--	--	1 (Idaho)	--
Jasad Haynes	5 (Idaho)	Same	3.0 (Idaho)	Same	1.0 (2x)	Same	--	1 (Idaho)
George Helmuth	11 (at Nevada)	11 (2x)	2.0 (Toledo)	2.0 (3x)	2.0 (Toledo)	2.0 (2x)	--	1 (*17 at UW)
Juju Hughes	11 (at UNLV)	11 (2x)	--	2.0 (2x)	--	1.0 (*17 at SJSU)	1 (3x)	1 (*17 at SJSU)
Keiti Iakopo	4 (at Nevada)	Same	0.5 (2x)	Same	0.5 (at Nevada)	Same	--	--
Isaiah Johnson	3 (2x)	Same	2.0 (at UNLV)	Same	1.0 (at UNLV)	Same	--	--
Kwami Jones	4 (Wyoming)	Same	1.0 (2x)	1.0 (3x)	1.0 (2x)	1.0 (3x)	--	--
Tank Kelly	9 (at Boise State)	Same	--	1.0 (3x)	--	--	2 (Idaho)	--
Maamaloa Mafi	3 (at New Mexico)	Same	--	--	--	--	--	--
Arron Mosby	3 (at UNLV)	Same	2.0 (at UNLV)	Same	--	--	--	--
Trent Soechting	3 (at UNLV)	10 (*16 Air Force)	--	1.0 (*16 at Nebraska)	--	--	--	--
Mykal Walker	9 (2x)	Same	3.5 (Hawai'i)	Same	1.0 (3x)	Same	1 (Toledo)	2 (2x)
Andrew Wright	1 (3x)	Same	1.0 (at Nevada)	Same	--	--	--	--



THE LAST TIME

A Bulldog Player Had... RUSHING

300+ yards rushing:

Never

250-299 yards rushing:

261, Robbie Rouse at Nevada (11/10/12)

200-249 yards rushing:

217, Robbie Rouse vs. Nevada (11/13/10)

150-199 yards rushing:

169, Dontel James at Nevada (10/8/16)

100 yard rushing game by a quarterback:

142, Bill Yancy, at McNeese State (9/9/78)

Back-to-back 200-yard rushing games:

Robbie Rouse, 11/6/10-11/13/10

Five+ consecutive 100-yard rushing games:

9 games, Ryan Matthews, 9/5-11/7/09

Four consecutive 100-yard rushing games:

Marteze Waller, 10/10-11/8/14

2 rushers with 100 yards:

Marteze Waller (145) & Josh Quezada (112)
vs. San Jose State (11/8/14)

90+ yard rushing play:

94, Robbie Rouse vs. Colorado (9/15/12) - TD

80-89 yard rushing play:

80, Lonyae Miller vs. Hawai'i (10/4/08)

70-79 yard rushing play:

76, Ronnie Rivers vs. Hawai'i (10/27/18)

60-69 yard rushing play:

66, Brian Burrell vs. Nebraska (9/13/14) - TD

40+ rushing attempts:

43, Robbie Rouse at La Tech (11/6/10)

30-39 rushing attempts:

36, Robbie Rouse at Nevada (11/10/12)

2 rushers with 2 TDs:

Jordan Mims (3), Saevion Johnson (2) vs.
Idaho (9/1/18)

5 TDs rushing:

Don Driscoll vs. Cal State-Los Angeles (10/2/54)

4 TDs rushing:

Michael Pittman at San Jose State (11/15/97)

3 TDs rushing:

Jordan Mims vs. Idaho (9/1/18)

4 TDs rushing by a quarterback:

Marcus McMaryion vs. at UCLA (9/15/18)

3 TDs rushing by a quarterback:

Trent Dilfer vs. UNLV (10/26/91)

2 TDs rushing by a quarterback:

Marcus McMaryion vs. Wyoming (10/13/18)

RECEIVING

200+ yards receiving:

264, Davante Adams at San Jose St. (11/29/13)

150-199 yards receiving:

194, Aaron Peck at UNLV (10/1/16)

2 receivers with 100 yards receiving:

Jordan Mims (126), KeeSean Johnson (102)
vs. Toledo (9/29/18)

3 receivers with 100 yards receiving:

Davante Adams (246), Josh Harper (161),
Isaiah Burse (112) vs. New Mexico (11/23/13)

90+ yard pass play:

97, Isaiah Burse from Derek Carr vs. Colorado
(9/15/12) - TD

80-89 yard pass play:

81, KeeSean Johnson from Marcus McMaryion
vs. Boise State (11/25/17) - TD

70-79 yard pass play:

75, KeeSean Johnson from Marcus McMaryion
vs. New Mexico (10/14/17)

60-69 yard pass play:

69, Jared Rice from Marcus McMaryion
at Nevada (10/6/18)

50-59 yard pass play:

55, Jordan Mims from Marcus McMaryion vs.
Toledo (9/29/18)

10-14 receptions:

KeeSean Johnson (10) vs. Air Force (10/28/16)

15+ or more receptions:

Isaiah Burse (17) vs. Utah State (12/7/13)

2+ receivers with 10 or more catches:

Davante Adams (13), Isaiah Burse (10)
at San Jose St. (11/29/13)

2 receivers with 2 TDs:

Davante Adams (4), Josh Harper (3)
vs. New Mexico (11/23/13)

A TE with two TDs:

Chad Olsen (2) at UNLV (10/10/14) & vs. ACU (9/3/15)

3+ TDs receiving:

KeeSean Johnson (3) vs. Nevada (9/30/17)

Back-to-back games with 2+ TDs receiving:

Davante Adams

11/23/13 vs. UNM (4), 11/29/13 (3) at SJSU

Back-to-back 100-yard plus receiving games:

Davante Adams (3),
11/23/13 (246) -11/29/13 (264) - 12/7/13 (168)

Back-to-back 200-yard plus receiving games:

Davante Adams
11/23/13 vs. UNM (246), 11/29/13 at SJSU (264)

Had three consec. 100-yard plus receiving games:

Davante Adams, 11/23/13 (246) -11/29/13 (264) -
12/7/13 (168)

Five receivers with TDs:

D. Scott (2), J. Jordan (1), J. Blandin (1),
C. Olsen (1), M. Waller at Hawai'i (11/14/15)

Four receivers with TDs:

J. Jordan (1), (1), J. Rice (1), J. Mims (1),
D. Grim (1) vs. Hawai'i (10/27/18)

Three receivers with TDs:

KeeSean Johnson (2), Jordan Mims (1),
Kyle Riddering (1) vs. Toledo (9/29/18)

Caught a TD in six-straight games:

Davante Adams (9 games), 10/5/13-12/21/13

An OL caught a pass:

Adam McDowell (3 yards) at No. 8 Boise State
(11/28/08)

PASSING

500-plus yards passing:

519, Derek Carr at San Jose St. (11/29/13)

400-499 yards passing:

404, Derek Carr vs. Utah State (12/7/13)

3+ Consecutive 300+ passing games:

Derek Carr (5), 11/2/13-12/7/13

Back-to-back 500-yard plus passing games:

Derek Carr,
vs. UNM (522) 11/22/13, at SJSU (519) 11/29/13
7 TDs passing: Derek Carr vs. New Mexico (11/23/13)*
6 TDs passing: Zack Greenlee at Hawai'i (11/14/15)
5 TDs passing: Derek Carr at Idaho (10/5/13)
4 TDs passing: Marcus McMaryion vs. Hawai'i (10/27/18)
Back-to-back games with 4+ TD passes:
Derek Carr (three games)
at Wyoming (4), vs. New Mexico (7), SJSU (6)
11/9/13-11/29/2013

Three 50+ yard TD passes in the same game:

Derek Carr 59 yards to Davante Adams, 57 yards
to Davante Adams, 59 yards to Josh Harper
vs. New Mexico (11/23/13)

Two 50+ yard TD passes in the same game:

Derek Carr 97 yards to Isaiah Burse & 60 yards
to Davante Adams vs. Colorado (9/15/12)

Two 50+ yard TD passes in the same quarter:

Derek Carr, 59 yards to Davante Adams & 59 yards
to Josh Harper vs. New Mexico (11/23/13) - 3rd Qtr.

Three Quarterbacks throw TD in same game:

B. Burrell (2), B. Connette (1), Z. Greenlee (1)
vs. Southern Utah (9/20/14)

50+ pass attempts:

59, Brian Burrell vs. Nebraska (9/13/14)

40-49 pass attempts:

48, Marcus McMaryion vs. Houston (12/24/17)

40+ pass completions

52*, Derek Carr vs. Rutgers (8/29/13)

30-39 pass completions

33, Marcus McMaryion vs. Houston (12/24/17)

DEFENSE

15+ tackles: 17, Jeff Allison at Nevada (10/6/18)

12-14 tackles: 14, Jeff Allison at Boise State (11/9/18)

10+ tackles by a DL:

14, Tyler Davison at UNLV (10/10/14)

3+ sacks:

3.0, Tobenna Okeke at Hawai'i (11/11/17)

4.5+ tackles for a loss:

4.5, Ejiro Ederaine at San Diego St. (10/26/13)

4.0 tackles for a loss:

4.0, Ejiro Ederaine at Boise St.-MWC Game (12/6/14)

3 interceptions:

Phillip Thomas vs. Colorado (9/15/12)

2 interceptions:

Jeff Allison vs. at UCLA (9/15/18)

Interception return for TD

Mykal Walker (38 yards) vs. Toledo (9/29/18)

Two interception returns for TD

*Phillip Thomas (16 & 43 yards) vs. Colorado
(9/15/12)

Two players with interception returns for TDs

Patrick Su'a (20) and Tristan Okpalauugo (21)
at Tulsa (9/22/12)

Fumble recovery for TD:

Ejiro Ederaine (*78 yards)
at San Diego St. (10/26/13)

Two players with fumble recoveries for TDs:

Tyler Davison (0 yards), Travis Brown (26 yards)
at Nevada (11/10/12)

Recovered two fumbles in a game:

Ben Jacobs vs. Louisiana Tech (11/21/09)

Forced three fumbles in a game:

Ben Jacobs vs. Louisiana Tech (11/29/09)

Forced & recovered a fumble in the same game:

Jasad Haynes vs. Idaho (9/1/18)

Scored on a safety:

Malik Forrester vs. Boise State (11/25/17)

SPECIAL TEAMS

Blocked a field goal:

Tank Kelly vs. Idaho (9/1/18)
Mykal Walker vs. Idaho (9/1/18)

Returned a blocked field goal for a touchdown:

Jaron Bryant (74 yards) vs. Idaho (9/1/18)
Jaron Bryant (71 yards) vs. Idaho (9/1/18)

Blocked a PAT: Nikko Mota vs. Nevada (11/2/13)

Blocked 2 PATs in a game:

Cody Wichmann vs. California (9/3/11)

Returned a PAT for Two Points:

Charles Washington vs. San Diego State (9/29/12)

Blocked a punt:

Mykal Walker at UNLV (11/3/18)

Returned a blocked punt for a touchdown:

T.J. Thomas (9 yards) vs. San Jose State (11/8/14)

Returned a field goal attempt for a touchdown:

Jamire Jordan (100 yards) vs. Hawai'i (10/27/18)

Returned a kickoff for a TD:

A.J. Jefferson (92 yards) vs. Nevada (11/7/08)

Returned an opening kickoff for a TD:

Has not happened in last 10 seasons

Recovered an onside kick attempt:

Michael Martens vs. Utah (9/19/15)

Returned a punt for a TD:

Isaiah Burse (2, 61/58 yards) vs. Cal Poly (9/7/13)

Returned 2 punts for TD in same game:

Isaiah Burse (61 & 58 yards) vs. Cal Poly (9/7/13)

Made 4 FGs in a Game:

Jimmy Camacho vs. Houston (12/24/17)

Kicked a field goal of 55+ yards

*58, Kevin Goessling at Utah State (10/25/08)

Kicked a field goal of 50-54 yards

50, Jimmy Camacho vs. San Jose State (10/7/17)

TOTAL OFFENSE/ALL-PURPOSE

500 yards total offense:

551, Derek Carr at San Jose St. (11/29/13)

400-499 yards total offense:

482, Derek Carr vs. Nevada (11/2/13)

300+ all-purpose yards:

311, Robbie Rouse at Louisiana Tech (11/6/10)

* denotes school record



THE LAST TIME

A Bulldog Team Had... OFFENSE

90+ points: 94, vs. New Mexico (10/5/91)
80-89 points: 80, vs. Fort Ord (1942)
70-79 points: 79, vs. Idaho 9/1/18)
60-69 points: 66, vs. Incarnate Word (9/2/17)
50-59 points: 50, vs. Hawai'i (10/27/18)
0 points: at Colorado State (11/5/16)
0 points in 1st half: at Colorado State (11/5/16)
0 points in 2nd half: Boise State (12/2/17)
Did not score a Touchdown:
 at Colorado State (11/5/16)
Scored 3-plus TDs in 4th Quarter: 3- vs. Sacramento State (9/10/16)
400+ yards rushing: *503, vs. Hawai'i (11/12/04)
300-399 yards rushing:
 389, vs. Southern Utah (9/20/14)
Less than 100 yards rushing:
 30, at Nevada (10/6/18)
Negative rushing yards:
 -16, vs. SMU (12/24/12)
70+ rushing attempts: *71, vs. Pacific (11/9/91)
60-69 rushing attempts: 64, vs. Hawai'i (11/12/04)
50-59 rushing attempts: 52, at UCLA (9/15/18)
Less than 10 rushing attempts: 6 vs. USC (12/21/14)
7+ rushing TDs: 7, vs. Idaho (9/1/18)
6 rushing TDs: at San Jose State (11/27/04)
5 rushing TDs: vs. Colorado (9/15/12)
500+ yards passing:
 519, at San Jose St. (11/29/13)
Less than 100 yards passing:
 77, at San Diego State (10/3/15)
50+ pass attempts: 59, vs. Nebraska (9/13/14)
40+ pass completions: *52, vs. Rutgers (8/29/13)
30-39 pass completions: 33, vs. Houston (12/24/17)
Had 12+ players catch a pass:
 12, at No. 19 Oregon (9/15/07)
600+ total net yards: 613, vs. Incarnate Word (9/2/17)
500-599 total net yards:
 562 vs. Hawai'i (10/27/18)
Less than 150 total net yards:
 125, at Boise State (11/19/11)
Less than 100 total net yards:
 89, at San Diego State (10/3/15)
Had a 200-yard rusher and 200-yard passer:
 at Nevada (11/10/12) - Robbie Rouse (261 rushing) & Derek Carr (220 passing)
37+ minutes of possession:
 39:57, at UCLA (9/15/18)
 38:15, at Hawai'i (11/19/11)
 37:42, at New Mexico (10/20/18)
 37:13, at Hawai'i (11/14/15)
 37:01, at San Jose State (10/7/17)

DEFENSE

Shutout an opponent: vs. New Mexico (10/14/17)
Shutout an opponent in the 1st half:
 at UNLV (11/3/18)
Shutout an opponent in the 2nd half:
 at New Mexico (10/20/18)
Allowed 50+ points: 52, at Toledo (9/17/16)
Held two opponents scoreless in the same season:
 2017, New Mexico (38-0) & Incarnate Word (66-0)
Held an opponent to 0 or no yards in a quarter:
 -3 yards, 4th qtr, at Boise St.-MWC Game (12/6/14)
7+ interceptions: *7, vs. Idaho State (9/21/68)
6 interceptions: vs. Georgia Tech (12/31/02)
5 interceptions: vs. Idaho (9/1/18)
4 interceptions: at Idaho (10/5/13)
3 interceptions: at Nevada (10/6/18)
Interception by a defensive lineman:
 Mykal Walker vs. Toledo (9/29/18)
4+ fumble recoveries: vs. New Mexico St. (11/11/06)
3 fumble recoveries: at Nevada (11/22/14)
13+ TFL in a game: vs. (13) New Mexico (11/23/13)

12 TFL in a game: vs. Cincinnati (9/4/10)
11 TFL in a game: vs. Hawai'i (11/29/14)
10 TFL in a game: at Washington (9/16/17)
8+ Sacks in a game: 8, vs. Utah State (12/7/13)
7 Sacks in a game: at Idaho (10/5/13)
6 Sacks in a game: vs. UNLV (10/16/15)
5 Sacks in a game: vs. Toledo (9/29/18)
Scored 3 Defensive Touchdowns: at Nevada (11/10/12) - Tyeler Davison (0-yd FR); Travis Brown (26-yd FR); Derron Smith (34-yd INT return)
Scored on a safety: vs. Boise State (11/25/17)

TURNOVERS

Forced 6 or more turnovers in a game:
 7 - vs. Idaho (9/1/18) - 5 INT, 2 FR
Forced 5 turnovers in a game:
 at Idaho (10/5/13) - 4 INT, 1 FR
Forced 4 turnovers in a game:
 at San Jose State (10/7/17) - 2 INT, 2 FR
Committed 6 or more turnovers in a game:
 6, vs. Hawai'i (10/4/08) 3 FL, 3 INT
Committed 5 turnovers in a game:
 at Hawai'i (9/28/13) - 3 FL, 2 INT
Committed 4 turnovers in a game:
 vs. Air Force (10/28/16) - 4 INT
Did not force a turnover: vs. Boise State (12/2/17)
Did not force a turnover in back-to-back games:
 vs. Boise State and at Boise State, 11/25/17-12/2/17
Did not force a turnover in 3-straight games:
 vs. Utah St., Idaho & Nevada, 10/31-11/14, 2009
Did not commit a turnover: at Boise State (11/9/18)
Did not commit a turnover in back-to-back games:
 vs. Wyoming and New Mexico, 11/9/13, 11/23/13
Did not commit a turnover in 3-straight games:
 vs. Wyoming, New Mexico & Hawai'i, 10/13-10/27, 2018
Lost 4 or more fumbles: 4, vs. Idaho (11/27/10)
Lost 3 fumbles: at Hawai'i (9/28/13)

SPECIAL TEAMS

Scored 13 or more points kicking:
 14, vs. Hawai'i (10/27/18)
Scored 10-12 points kicking: 12, at UNLV (11/3/18)
Punted 11+ times: 12, at Toledo (9/17/16)
Punted 10 times: at San Diego St. (10/3/15)
Did not punt: vs. Hawai'i (10/4/08)
Totalled 200 or more kickoff return yards:
 209, vs. San Jose State (9/26/15)
Totalled 100 or more punt return yards:
 130, vs. Cal Poly (9/7/13)
Missed a PAT: vs. Wyoming (10/13/18)
Had a PAT Blocked: vs. USC (12/21/13)
Successful two-point conversion:
 at San Jose St. (11/29/13) - Derek Carr pass to Isaiah Burse
Had a FG Blocked: Houston (12/24/17)
Recovered an onside's kick: vs. Utah (9/19/15)

An Opposing Player Had...

30+ carries:
 38, Donnell Pumphrey, San Diego State (10/14/16)
200+ yards rushing:
 220, Donnell Pumphrey, San Diego State (10/14/16)
150+ yards rushing:
 154, Jalen Hurts, Alabama (9/9/17)
2 rushes with 100 yards:
 D'Angelo Brewer (252), James Flanders (101) Tulsa (9/24/16)
45+ pass attempts:
 48, Ty Gangi, Nevada (9/30/17)
30+ pass completions:
 31, Ty Gangi, Nevada (9/30/17)
400+ yards passing:
 547, David Fales, San Jose St. (11/29/13)
80+ yard rushing play:
 91, Dalton Sneed, UNLV (10/1/16)

70-79 yard rushing play:
 79, Tedder Easton, Wyoming (11/9/13)
60-69 yard rushing play:
 62, Don Jackson, Nevada (11/5/15)
80+ yard pass play:
 86, Joe Gray to Jabari Carr, San Jose State (11/8/14)
70+ yard pass play:
 73, Colton Richardson to Jeff Cotton, Idaho (9/1/18)
60-69 yard pass play:
 61, Dalton Sneed to Elijah Trosclair, UNLV (10/1/16)
10+ receptions:
 12, Kaleb Fossum, Nevada (10/6/18)
200 yards receiving:
 197, Steven Dunbar, Houston (12/24/17)
150-199 yards receiving:
 197, Steven Dunbar, Houston (12/24/17)
4+ field goals:
 Daniel Gutierrez (4), UNLV (10/28/17)
A 50+ yard field goal:
 51, Bryce Crawford, San Jose State (10/7/17)
Punt return for a TD:
 Dante Pettis (77 yards), Washington (9/16/17)
Kickoff return for a TD:
 Kevin Nutt (96 yards), Colorado St. (11/28/15)
Returned an opening kickoff for a TD:
 Wade Lockett (100 yards), CS Fullerton (11/2/85)
Fumble recovery for a TD:
 S. Tu'ikolovatu (37 yards), No. 21 Utah (9/19/15)
Interception return for a TD:
 Solomon Matautia (19 yards), Hawai'i (11/11/17)
2 Interceptions: Brodie Hicks, Air Force (10/28/16)
3 Interceptions: Dameron Baber, Nevada (11/5/15)
Blocked Punt: Avery Williams, Boise State (11/9/18)
Blocked FG: J. Winchester, Houston (12/24/17)
Returned a blocked punt for a touchdown:
 Austin Cheney, Utah State (10/22/16)
Returned a blocked FG for a touchdown:
 A. Myres, Houston (12/24/17)

An Opposing Team Had...

400+ yards rushing: 458, Air Force (10/24/15)
300+ yards rushing: 305, No. 1 Alabama (9/9/17)
Less than 50 yards rushing: -30, Incarnate Word (9/2/17)
Negative yards rushing: -30, Incarnate Word (9/2/17)
500+ yards passing:
 547, San Jose State (11/29/13)
400-499 yards passing:
 410, No. 14 Hawai'i (11/10/07)
Less than 100 yards passing:
 90, San Diego State (10/21/17)
700 yards plus total offense:
 701, at No. 15 USC (8/30/14)
600-699 yards plus total offense:
 617, Tulsa (9/24/16)
500-599 yards total offense:
 520, BYU (11/15/15)
Less than 200 yards total offense:
 125, Incarnate Word (9/2/17)
Less than 105 yards total offense:
 104, Sacramento State (9/1/04)
10 or fewer first downs: (8) Incarnate Word (9/2/17)
60+ points: 73, at No. 14 Ole Miss (9/12/15)
50-59 points: 52, Toledo (9/17/16)
40-49 points: 48, at Washington (9/16/17)
Attempted a two-point conversion:
 Hawai'i (11/11/17) - pass converted, pass failed
Successful two-point conversion:
 Hawai'i (11/11/17) - pass by Dru Brown to Dylan Collie
Scored on a safety:
 Utah State, team safety (10/10/15)
40+ minutes of possession:
 42:38, Air Force (10/24/15)
37-40 minutes of possession:
 37:19, San Diego St. (10/14/15)

* School record



JUSTIN ALLEN'S CAREER STATS

RECEIVING	G	REC	YDS	TD	LG	REC/G	AVG/C	AVG/G
2016	11	4	36	0	11	0.4	9.0	3.3
2017	14	2	51	1	45	0.1	25.5	3.6
2018	9	5	38	0	13	0.6	7.6	4.2
TOTAL	34	11	125	1	45	0.3	11.4	3.7

JEFF ALLISON'S CAREER STATS

INTERCEPTIONS	G	NO.	YDS	TD	LG	AVG/R	AVG/G
2016	12	0	0	0	0	0.0	0.0
2017	14	0	0	0	0	0.0	0.0
2018	10	2	27	0	23	13.5	2.7
TOTAL	36	2	27	0	23	13.5	0.8

TACKLES	G	UA	A	TOTAL	TFL	YDS	PD	FF	FR	BLKD	QBH
2016	12	8	13	21	0.0	0	0	0	0	0	0
2017	14	79	47	126	5.5	22	3	2	2	0	0
2018	10	52	46	98	3.5	11	3	0	0	0	2
TOTAL	36	139	106	245	9.0	33	6	2	2	0	2

SACKS	G	UA	A	TOTAL	YDS
2016	12	0	0	0.0	0
2017	14	2	0	2.0	13
2018	10	0	1	0.5	2
TOTAL	36	2	1	2.5	15

KEVIN ATKINS' CAREER STATS

TACKLES	G	UA	A	TOTAL	TFL	YDS	PD	FF	FR	BLKD	QBH
2016	0	0	0	0	0.0	0	0	0	0	0	0
2017	14	7	12	19	2.0	6	0	0	0	0	0
2018	10	10	13	23	3.5	15	0	0	0	0	1
TOTAL	24	17	25	42	5.5	21	0	0	0	0	1

SACKS	G	UA	A	TOTAL	YDS
2016	0	0	0	0.0	0
2017	14	0	0	0.0	0
2018	10	1	0	1.0	9
TOTAL	24	1	0	1.0	9

JAMES BAILEY'S CAREER STATS

INTERCEPTIONS	G	NO.	YDS	TD	LG	AVG/R	AVG/G
2015	12	0	0	0	0	0.0	0.0
2016	12	0	0	0	0	0.0	0.0
2017	14	0	0	0	0	0.0	0.0
2018	10	1	0	0	0	0.0	0.0
TOTAL	48	1	0	0	0	0.0	0.0

TACKLES	G	UA	A	TOTAL	TFL	YDS	PD	FF	FR	BLKD	QBH
2015	12	32	15	47	2.0	2	2	0	1	0	1
2016	12	32	27	59	5.0	11	4	0	1	0	1
2017	14	39	32	71	4.5	9	2	1	0	1	1
2018	10	32	26	58	8.0	23	4	0	1	0	0
TOTAL	48	135	100	235	19.5	45	12	1	3	1	3

SACKS	G	UA	A	TOTAL	YDS
2015	12	0	0	0.0	0
2016	12	0	1	0.5	3
2017	14	0	0	0.0	0
2018	10	2	0	2.0	13
TOTAL	48	2	1	2.5	16

MIKE BELL'S CAREER STATS

INTERCEPTIONS	G	NO.	YDS	TD	LG	AVG/R	AVG/G
2016	12	0	0	0	0	0.0	0.0
2017	12	1	18	0	18	18.0	1.5
2018	10	3	1	0	1	0.3	0.1
TOTAL	34	4	19	0	18	4.8	0.6

TACKLES	G	UA	A	TOTAL	TFL	YDS	PD	FF	FR	BLKD	QBH
2015	0	0	0	0	0.0	0	0	0	0	0	0
2016	12	17	18	35	2.5	4	1	0	0	0	0
2017	12	51	26	77	3.0	9	4	1	2	0	0
2018	10	31	24	55	1.0	1	10	0	0	0	0
TOTAL	34	99	68	167	6.5	14	15	1	2	0	0

PATRICK BELONY'S CAREER STATS

TACKLES	G	UA	A	TOTAL	TFL	YDS	PD	FF	FR	BLKD	QBH
2015	0	0	0	0	0.0	0	0	0	0	0	0
2016	12	6	8	14	1.0	1	1	0	0	0	0
2017	4	1	2	3	0.0	0	0	0	0	0	0
2018	10	2	6	8	0.5	2	0	0	2	0	0
TOTAL	26	9	16	25	1.5	3	1	0	2	0	0

SACKS	G	UA	A	TOTAL	YDS
2015	0	0	0	0.0	0
2016	12	0	0	0.0	0
2017	4	0	0	0.0	0
2018	10	0	1	0.5	2
TOTAL	26	0	1	0.5	2

JARON BRYANT'S CAREER STATS

SCORING	G	TD	RUSH	PASS	RETN	PAT	2PAT	FG	TOTAL	AVG/G
2016	11	0	0	0	0	0	0	0	0	0.0
2017	14	2	0	0	2	0	0	0	12	0.9
2018	10	2	0	0	2	0	0	0	12	1.2
TOTAL	35	4	0	0	4	0	0	0	24	0.7

INTERCEPTIONS	G	NO.	YDS	TD	LG	AVG/R	AVG/G
2016	11	0	0	0	0	0.0	0.0
2017	14	4	64	2	44	16.0	4.6
2018	10	1	39	0	39	39.0	3.9
TOTAL	35	5	103	2	44	20.6	2.9

TACKLES	G	UA	A	TOTAL	TFL	YDS	PD	FF	FR	BLKD	QBH
2016	11	2	4	6	0.0	0	0	0	0	0	0
2017	14	50	17	67	2.5	7	11	1	0	0	0
2018	10	33	3	36	1.0	1	6	1	0	0	0
TOTAL	35	85	24	109	3.5	8	17	2	0	0	0

BLAKE CUSICK'S CAREER STATS

PUNTING	G	NO.	YARDS	LG	AVG
2016	12	78	2990	59	38.3
2017	14	67	2850	66	42.5
2018	10	43	1822	72	42.4
TOTAL	36	188	7662	72	40.8

DERRION GRIM'S CAREER STATS

RUSHING	G	ATT	YDS	TD	LG	AVG/C	AVG/G
2017	13	1	5	0	5	5.0	0.4
2018	10	7	37	1	14	5.3	3.7
TOTAL	23	8	42	1	14	5.2	1.8

RECEIVING	G	REC	YDS	TD	LG	REC/G	AVG/C	AVG/G
2017	13	13	193	1	63	1.0	14.8	14.8
2018	10	11	147	2	33	1.1	13.4	14.7
TOTAL	23	24	340	3	63	1.0	14.2	14.8

JASAD HAYNES' CAREER STATS

TACKLES	G	UA	A	TOTAL	TFL	YDS	PD	FF	FR	BLKD	QBH
2015	0	0	0	0	0.0	0	0	0	0	0	0
2016	5	0	1	1	0.0	0	0	0	0	0	0
2017	14	10	11	21	2.0	4	0	0	1	0	1
2018	9	8	10	18	4.5	29	0	1	1	0	1
TOTAL	28	18	22	40	6.5	33	0	1	2	0	2

SACKS	G	UA	A	TOTAL	YDS
2015	0	0	0	0.0	0
2016	5	0	0	0.0	0
2017	14	0	0	0.0	0
2018	9	2	1	2.5	18
TOTAL	28	2	1	2.5	18

GEORGE HELMUTH'S CAREER STATS

TACKLES	G	UA	A	TOTAL	TFL	YDS	PD	FF	FR	BLKD	QBH
2015	12	11	6	17	0.0	0	0	0	0	0	0
2016	12	3	4	7	0.0	0	0	0	0	0	0
2017	14	58	31	89	8.0	32	1	1	2	0	4
2018	10	33	26	59	5.0	32	1	0	0	0	2
TOTAL	48	105	67	172	13.0	64	2	1	4	0	6

SACKS	G	UA	A	TOTAL	YDS
2015	12	0	0	0.0	0
2016	12	0	0	0.0	0
2017	14	4	0	4.0	22
2018	10	3	2	4.0	31
TOTAL	48	7	2	8.0	53

JOSH HOKIT'S CAREER STATS

RUSHING	G	ATT	YDS	TD	LG	AVG/C	AVG/G
2016	12	27	130	0	18	4.8	10.8
2017	14	128	583	7	26	4.6	41.6
2018	9	60	220	1	22	3.7	24.4
TOTAL	35	215	933	8	26	4.3	26.7

PASSING	G	ATT	CMP	INT	YDS	TD	LG	PCT	AVG/P	AVG/G EFFIC
2016	12	0	0	0	0	0	0	0.0	0.0	0.0
2017	14	3	2	0	81	2	65	66.7	27.0	5.8
2018	9	1	0	1	0	0	0	0.0	0.0	-200.0
TOTAL	35	4	2	1	81	2	65	50.0	20.2	2.3

RECEIVING	G	REC	YDS	TD	LG	REC/G	AVG/C	AVG/G
2016	12	0	0	0	0	0.0	0.0	0.0
2017	14	13	107	0	27	0.9	8.2	7.6
2018	9	8	56	0	22	0.9	7.0	6.2
TOTAL	35	21	163	0	27	0.6	7.8	4.7

JUJU HUGHES' CAREER STATS

INTERCEPTIONS	G	NO.	YDS	TD	LG	AVG/R	AVG/G
2016	12	0	0	0	0	0.0	0.0
2017	14	1	0	0	0	0.0	0.0
2018	10	3	64	0	33	21.3	6.4
TOTAL	36	4	64	0	33	16.0	1.8

TACKLES	G	UA	A	TOTAL	TFL	YDS	PD	FF	FR	BLKD	QBH
2016	12	8	10	18	1.5	7	0	0	0	0	0
2017	14	54	17	71	7.0	14	8	1	1	0	1
2018	10	26	24	50	0.0	0	9	0	0	0	0
TOTAL	36	88	51	139	8.5	21	17	1	1	0	1

SACKS	G	UA	A	TOTAL	YDS
2016	12	0	0	0.0	0
2017	14	1	0	1.0	4
2018	10	0	0	0.0	0
TOTAL	36	1	0	1.0	4

KEESEAN JOHNSON'S CAREER STATS

RECEIVING	G	REC	YDS	TD	LG	REC/G	AVG/C	AVG/G
2015	12	37	337	2	29	3.1	9.1	28.1
2016	12	66	773	6	53	5.5	11.7	64.4
2017	14	77	1013	8	81	5.5	13.2	72.4
2018	10	70	953	7	45	7.0	13.6	95.3
TOTAL	48	250	3076	23	81	5.2	12.3	64.1

SCORING	G	TD	RUSH	PASS	RETN	PAT	2PAT	FG	TOTAL	AVG/G
2015	12	2	0	2	0	0	0	0	12	1.0
2016	12	6	0	6	0	0	0	0	36	3.0
2017	14	8	0	8	0	0	0	0	48	3.4
2018	10	7	0	7	0	0	0	0	42	4.2
TOTAL	48	23	0	23	0	0	0	0	138	2.9



KWAMI JONES' CAREER STATS

TACKLES	G	UA	A	TOTAL	TFL	YDS	PD	FF	FR	BLKD	QBH
2017	13	6	4	10	2.0	5	1	0	0	0	0
2018	10	10	9	19	2.0	6	0	0	0	0	4
TOTAL	23	16	13	29	4.0	11	1	0	0	0	4

SACKS	G	UA	A	TOTAL	YDS
2017	13	1	0	1.0	4
2018	10	2	0	2.0	6
TOTAL	23	3	0	3.0	10

JAMIRE JORDAN'S CAREER STATS

RECEIVING	G	REC	YDS	TD	LG	REC/G	AVG/C	AVG/G
2015	12	46	540	5	82	3.8	11.7	45.0
2016	12	45	713	2	85	3.8	15.8	59.4
2017	14	27	562	3	70	1.9	20.8	40.1
2018	10	21	285	2	49	2.1	13.6	28.5
TOTAL	48	139	2100	12	85	2.9	15.1	43.8

ALL PURPOSE	G	RUSH	REC	PR	KR	IR	TOTAL	AVG/G
2015	12	55	540	0	315	0	910	75.8
2016	12	83	713	0	253	0	1049	87.4
2017	14	-7	562	0	179	0	734	52.4
2018	10	0	285	0	68	0	453	45.3
TOTAL	48	131	2100	0	815	0	3146	65.5

TANK KELLY'S CAREER STATS

INTERCEPTIONS	G	NO.	YDS	TD	LG	AVG/R	AVG/G
2015	9	0	0	0	0	0.0	0.0
2016	7	0	0	0	0	0.0	0.0
2017	14	1	0	0	0	0.0	0.0
2018	10	3	83	1	43	27.7	8.3
TOTAL	40	4	83	1	43	20.8	2.1

TACKLES	G	UA	A	TOTAL	TFL	YDS	PD	FF	FR	BLKD	QBH
2015	9	10	6	16	0.0	0	0	0	0	0	0
2016	7	6	2	8	0.0	0	2	0	0	0	0
2017	14	37	8	45	3.0	9	9	0	0	0	0
2018	10	36	10	46	0.0	0	18	1	0	1	0
TOTAL	40	89	26	115	3.0	9	29	1	0	1	0

MARCUS MCMARYON'S CAREER STATS

RUSHING	G	ATT	YDS	TD	LG	AVG/C	AVG/G
2017	14	57	302	4	57	5.3	21.6
2018	10	51	169	7	26	3.3	16.9
TOTAL	24	108	471	11	57	4.4	19.6

PASSING	G	ATT	CMP	INT	YDS	TD	LG	PCT	AVG/P	AVG/G	EFFIC
2017	14	351	218	5	2726	14	81	62.1	7.8	194.7	137.7
2018	10	313	221	3	2699	21	69	70.6	8.6	269.9	163.3
TOTAL	24	664	439	8	5425	35	81	66.1	8.2	226.0	149.7

TOTAL OFFENSE	G	RUSH	PASS	TOTAL	AVG/G
2017	14	302	2726	3028	216.3
2018	10	169	2699	2868	286.8
TOTAL	24	471	5425	5896	245.7

SCORING	G	TD	RUSH	PASS	RETN	PAT	2PAT	FG	TOTAL	AVG/G
2017	14	4	4	0	0	0	0	0	24	1.7
2018	10	7	7	0	0	0	0	0	42	4.2
TOTAL	24	11	11	0	0	0	0	0	66	2.8

JORDAN MIMS' CAREER STATS

RUSHING	G	ATT	YDS	TD	LG	AVG/C	AVG/G
2017	14	151	627	6	24	4.2	44.8
2018	10	96	353	4	22	3.7	35.3
TOTAL	24	247	980	10	24	4.0	40.8

RECEIVING	G	REC	YDS	TD	LG	REC/G	AVG/C	AVG/G
2017	14	14	143	0	29	1.0	10.2	10.2
2018	10	19	274	2	55	1.9	14.4	27.4
TOTAL	24	33	417	2	55	1.4	12.6	17.4

ALL PURPOSE	G	RUSH	REC	PR	KR	IR	TOTAL	AVG/G
2017	14	627	143	0	46	0	816	58.3
2018	10	353	274	0	0	0	627	62.7
TOTAL	24	980	417	0	46	0	1443	60.1

DEJONTE O'NEAL'S CAREER STATS

RUSHING	G	ATT	YDS	TD	LG	AVG/C	AVG/G
2015	4	16	56	0	11	3.5	14.0
2016	4	16	57	1	17	3.6	14.2
2017	13	25	106	0	17	4.2	8.2
2018	9	34	130	1	26	3.8	14.4
TOTAL	30	91	349	2	26	3.8	11.6

ALL PURPOSE	G	RUSH	REC	PR	KR	IR	TOTAL	AVG/G
2015	4	56	0	0	0	0	56	14.0
2016	4	57	18	0	241	0	316	79.0
2017	13	106	98	40	354	0	598	46.0
2018	9	130	70	0	148	0	348	38.7
TOTAL	30	349	186	40	743	0	1318	43.9

JARED RICE'S CAREER STATS

RECEIVING	G	REC	YDS	TD	LG	REC/G	AVG/C	AVG/G
2016	11	4	6	2	3	0.4	1.5	0.5
2017	13	22	388	2	65	1.7	17.6	29.8
2018	10	41	520	3	69	4.1	12.7	52.0
TOTAL	34	67	914	7	69	2.0	13.6	26.9

KYLE RIDDERING'S CAREER STATS

RECEIVING	G	REC	YDS	TD	LG	REC/G	AVG/C	AVG/G
2015	9	2	7	0	4	0.2	3.5	0.8
2016	12	7	33	0	12	0.6	4.7	2.8
2017	14	8	54	1	21	0.6	6.8	3.9
2018	10	6	41	3	10	0.6	6.8	4.1
TOTAL	45	23	135	4	21	0.5	5.9	3.0

RONNIE RIVERS' CAREER STATS

RUSHING	G	ATT	YDS	TD	LG	AVG/C	AVG/G
2017	13	101	480	5	30	4.8	36.9
2018	7	52	298	6	76	5.7	42.6
TOTAL	20	153	778	11	76	5.1	38.9

RECEIVING	G	REC	YDS	TD	LG	REC/G	AVG/C	AVG/G
2017	13	20	129	1	21	1.5	6.4	9.9
2018	7	17	227	2	34	2.4	13.4	32.4
TOTAL	20	37	356	3	34	1.9	9.6	17.8

PUNT RETURNS	G	NO.	YDS	TD	LG	AVG/R	AVG/G
2017	13	8	35	0	13	4.4	2.7
2018	7	8	101	0	21	12.6	14.4
TOTAL	20	16	136	0	21	8.5	6.8

ALL PURPOSE	G	RUSH	REC	PR	KR	IR	TOTAL	AVG/G
2017	13	480	129	35	0	0	644	49.5
2018	7	298	227	101	0	0	626	89.4
TOTAL	20	778	356	136	0	0	1270	63.5

DAVID TANGIPA'S CAREER STATS

RECEIVING	G	REC	YDS	TD	LG	REC/G	AVG/C	AVG/G
2015	7	0	0	0	0	0.0	0.0	0.0
2016	10	0	0	0	0	0.0	0.0	0.0
2017	14	1	3	1	3	0.1	3.0	0.2
2018	10	3	16	1	7	0.3	5.3	1.6
TOTAL	41	4	19	2	7	0.1	4.8	0.5



Game #1

Fresno State 79, Idaho 13

Sept. 1, 2018 • Bulldog Stadium • Fresno, Calif. • Attendance: 31,170

SCORE BY QUARTERS	1	2	3	4	OT	FINAL	
Idaho	6	0	7	0	-	13	Record (0-1)
Fresno State	16	28	14	21	-	79	Record (1-0)

SCORING SUMMARY

			Plays	TOP	Score
FS 1st	08:45	MIMS 1 yd run (FULLER kick)	11-56	4:21	0-7
FS 1st	02:05	O'NEAL 26 yd run (FULLER kick failed)	12-80	5:04	0-13
FS 1st	00:43	FULLER 33 yd field goal	4-4	1:18	0-16
ID 1st	00:05	COTTON 73 yd pass from (COFFEY rush fumbled)	2-75	0:38	6-16
FS 2nd	12:42	MIMS 12 yd run (FULLER kick)	7-75	2:23	6-23
FS 2nd	09:20	BRYANT 74 yd blocked FG return (FULLER kick)			6-30
FS 2nd	02:58	KELLY 39 yd interception return (FULLER kick)			6-37
FS 2nd	00:00	BRYANT 71 yd blocked FG return (FULLER kick)			6-44
FS 3rd	09:14	MIMS 2 yd run (FULLER kick)	12-93	5:46	6-51
FS 3rd	07:15	GRIM 33 yd pass from REYNA (FULLER kick)	2-40	0:33	6-58
ID 3rd	00:31	SAUNDERS 6 yd run (COFFEY kick)	15-75	6:44	13-58
FS 4th	10:50	JOHNSON 5 yd run (FULLER kick)	1-5	0:05	13-65
FS 4th	06:19	HARRIS 27 yd run (FULLER kick)	3-45	1:34	13-72
FS 4th	02:40	JOHNSON 1 yd run (FULLER kick)	6-35	3:34	13-79

TEAM STATS

	Idaho	Fresno St.
First Downs	15	25
Rushing Att-Yards	102	239
Passing Cmp-Att-Yds	14-33-205	21-29-247
Total Plays-Yards	65-307	73-486
Fumbles-Lost	2-2	1-0
Penalties-Yards	4-20	3-27
Punts-Yards	4-188	2-91
Average	47.0	45.5
Net	46.2	45.5
Punt Returns (#-Yds-TD)	0-0-0	2-3-0
Kickoff Returns (#-Yds-TD)	6-114-0	1-12-0
Interceptions-Yards-TD	0-0-0	5-57-1
Fumble Ret-Yards-TD	0-0-0	0-0-2
Time of Possession	27:07	32:53
3rd Downs	3-of-13	8-of-13
4th Downs	3-of-3	1-of-1
Sacks By	1-6	1-6

INDIVIDUAL LEADERS

Rushing (att-yds-TD):
FS - Romello Harris (4-47-1)
ID - Isaiah Saunders (24-89-1)
Passing (cmp-att-int-yds-TD):
FS - Marcus McMaryion (19-26-0-207-0)
ID - Mason Petrino (11-22-2-99-0)
Receiving Yards (no-yds-TD):
FS - KeeSean Johnson (6-118-0)
ID - Cutrell Haywood (6-72-0)
Defense (ST-AT-TT-TFL-Sack):
FS - Jeff Allison (2-4-6-0-5-0)
ID - Christian Elliss (3-5-8-0-0)
Interceptions (no-yds-TD):
FS - Tank Kelly (2-40-1)
ID - N/A

FRESNO, Calif. - Scoring its most points since 1991 using five interceptions, two special teams returns for touchdowns and one pick-six, the Fresno State football team rolled to a 79-13 season-opening rout of the Idaho Vandals on Saturday night at Bulldog Stadium.

Fresno State (1-0) scored its most points in 27 years using a balanced offensive approach passing for 247 yards while rushing for 239 and seven scores on the ground.

Senior quarterback Marcus McMaryion had an efficient passing night going 19-for-26 for 207 yards. The 'Dogs used a balanced attack on the ground as five running backs each went for better than 35 yards with Romello Harris leading the way with 47 followed by Saevion Johnson (45), Deonte O'Neal (41), Josh Hokiti (40) and Jordan Mims (36). Mims led the group with three touchdowns.

Senior wide receiver KeeSean Johnson tallied his sixth career 100-yard receiving game going for 118 yards on six receptions while extending his consecutive games with a reception streak to a nation-leading 37 games.

Defensively, junior linebacker Jeff Allison led the team with six tackles while senior cornerback Tank Kelly had a pair of interceptions, one returned for a touchdown, five tackles and three pass breakups. Junior defensive tackle Jasad Haynes had five tackles, three tackles for loss, a sack and a forced fumble while Jaron Bryant returned two blocked field goals for touchdowns.

How It Happened

The Bulldogs got the scoring started on their first offensive series of the contest going on an 11-play, 56-yard drive that saw McMaryion complete five of six passes for 42 yards connecting on passes to three different receivers, including three to junior tight end Jared Rice.

Facing a 3rd-and-5 from the Idaho 27, McMaryion connected on back-to-back passes for nine and 11 yards, respectively, to Rice getting the 'Dogs down to the Vandals 7. A six-yard gain by O'Neal got the Bulldogs on the doorstep of Idaho's goal line setting up a one-yard touchdown plunge by Mims.

After forcing the Vandals' to a second straight three-and-out, the 'Dogs took over at their own 20-yard line and marched down the field on a 12-play, 80-yard drive as the 'Dogs found little resistance from the Idaho defense. Faced with a 3rd-and-16 at their own 26, McMaryion found Johnson down the middle of the field for a 19 yard gain.

An 11-yard connection from Johnson and McMaryion on a 3rd-and-1 kept the drive alive and got the 'Dogs down to the Vandals' 28 and two plays later, the 'Dogs capitalized with a 26-yard scamper through the left side by O'Neal for his second career rushing touchdown.

The 'Dogs defense continued to wreck havoc as Haynes forced his first career fumble setting up the Bulldog's offense at the Idaho 19. After compiling 136 yards of offense on its first two drives, the Bulldog offense was only able to move four yards on its third drive setting up a 33-yard field goal by redshirt freshman kicker Asa Fuller who made his first career field goal to give the 'Dogs a 16-0 lead.

Holding the Vandals to negative 16 yards of offense on its first two drives, Idaho needed only two plays to drive 75 yards as quarterback Mason Petrino found wide receiver Jeff Cotton down the sideline for 73 yards to break up the 'Dogs shutout bid. The Vandals bobbled the PAT attempt as the Bulldogs led 16-6 with five seconds remaining in the first quarter.

Fresno State carried its hot offense into the second quarter going on a 7-play, 75-yard drive passing for 39 yards and running for 36 yards as Mims punched in his second touchdown run with a 12-yard scamper up the middle to extend the 'Dogs lead to 23-6.

The Vandals put together their most substantial drive of the game to that point with a 10-play, 46-yard drive down to the Bulldog 26 setting up a 36-yard field goal attempt by Cade Coffey, but Kelly broke through line blocking Coffey's kick as Bryant picked it up and returned it 74 yards putting the Bulldogs up 30-6.

The 'Dogs defense continued to pour it as Kelly picked off his second pass of the game stepping in front of a Petrino pass and returned it 39 yards for a touchdown to push the lead to 37-6.

Idaho made one final push to score in the first half going on a 9-play, 43-yard drive down to the Bulldog 22 to set up a 39-yard attempt by Coffey with one second remaining in the half. The 'Dogs special teams again came up clutch as redshirt junior Mykal Walker broke through the line for the block and was picked up by Bryant for 71 yards as Fresno State took a commanding 44-6 lead into halftime.

The Bulldogs added two touchdowns in the third quarter, a two-yard run by Mims and a 33-yard pass from Jorge Reyna to Derrion Grim (watch) on his first career attempt to take a 58-6 lead. The Vandals scored once more in the game in the third frame, a six-yard run by Isaiah Saunders to make it 58-13 in favor of the 'Dogs.

Fresno State completed the scoring with three more touchdowns in the fourth quarter as a pair of 'Dogs scored their first career touchdowns. S. Johnson had a five-yard plunge up the middle followed by a 27-yard run by Harris before S. Johnson found the end zone one more time with a one-yard run.



Game #2

Minnesota 21, Fresno State 14

Sept. 8, 2018 • TCF Bank Stadium • Minneapolis, Minn. • Attendance: 38,280

SCORE BY QUARTERS	1	2	3	4	OT	FINAL	
Fresno State	0	0	7	7	-	14	Record (1-1)
Minnesota	7	3	0	11	-	21	Record (2-0)

SCORING SUMMARY

			Plays	TOP	Score
MIN 1st	02:46	Green 1 yd run (Carpenter kick)	14-80	7:17	0-7
MIN 2nd	00:58	Carpenter 53 yd field goal	9-55	4:25	0-10
FS 3rd	00:20	RICE, Ja. 1 yd pass from MCMARYION (FULLER kick)	4-17	1:13	7-10
MIN 4th	09:43	Carpenter 50 yd field goal	10-48	5:37	7-13
FS 4th	08:20	JOHNSON, K. 45 yd pass from MCMARYION (FULLER kick)	5-75	1:23	14-13
MIN 4th	03:28	Green 3 yd run (Kieft pass)	10-74	4:52	14-21

TEAM STATS

	Fresno St.	Minn.
First Downs	13	20
Rushing Att-Yards	24-87	45-132
Passing Cmp-Att-Yds	24-34-212	16-26-175
Total Plays-Yards	58-299	71-307
Fumbles-Lost	2-0	1-1
Penalties-Yards	4-40	3-30
Punts-Yards	7-309	6-231
Average	44.1	38.5
Net	41.3	38.5
Punt Returns (#-Yds-TD)	0-0-0	0-0-0
Kickoff Returns (#-Yds-TD)	3-43-0	3-65-0
Interceptions-Yards-TD	0-0-0	2-0-0
Fumble Ret-Yards-TD	0-0-0	0-0-0
Time of Possession	23:19	36:41
3rd Downs	6-of-14	5-of-15
4th Downs	1-of-1	1-of-1
Sacks By	1-6	0-0

INDIVIDUAL LEADERS

Rushing (att-yds-TD):
FS - Jordan Mims (10-41-0)
MINN - Bryce Williams (25-87-0)
Passing (cmp-att-int-yds-TD):
FS - Marcus McMaryion (23-32-1-205-2)
MINN - Zack Annexstad (16-26-0-175-0)
Receiving Yards (no-yds-TD):
FS - KeeSean Johnson (6-89-1)
MINN - Tyler Johnson (6-50-0)
Defense (ST-AT-TT-TFL-Sack):
FS - Jeff Allison (5-10-15-1-0-0-0)
MINN - Blake Cashman (4-6-10-1.5-0-0)
Interceptions (no-yds-TD):
FS - None
MINN - Antoine Winfield Jr. (1-0-0)

MINNEAPOLIS - The Fresno State football team lost a heartbreaker at Minnesota on Saturday evening, falling 21-14 at TCF Bank Stadium.



After converting a fourth-and-3 from the Minnesota 10-yard line, Fresno State was set up with first-and-goal from the Golden Gopher 4-yard line with 1:24 remaining in the game. The 'Dogs pulled a play out of the book from 2017, a halfback pass attempt from Josh Hokiti to try and knot the game. But this one, intended for tight end Jared Rice in the back of the end zone, was intercepted by Minnesota defensive back Antoine Winfield Jr. to dash the Bulldogs' hopes of winning their first game on Big Ten soil since defeating Illinois 53-52 in 2009.

Fresno State was stymied for much of the first half by the Gophers' defense, totaling 104 yards offense, but came alive in the second half. Entering the third quarter trailing 10-0, the Bulldogs scored two touchdowns in the second half and took a one-point lead in the fourth quarter, 14-13. Minnesota regained the lead with 3:28 left in the contest and it proved to be enough to win the game.

Fresno State senior quarterback Marcus McMaryion went 23-of-32 through the air for 205 yards with a pair of touchdowns and his first interception of the season while adding 15 yards on the ground. Sophomore running back Jordan Mims led the 'Dogs rushing attack with 41 yards on 10 carries. The Bulldogs rushed for 87 yards as a team. On the receiving end, senior wide receiver KeeSean Johnson led the team with six receptions for 89 yards and a touchdown while Rice added five catches for 31 yards and a score.

Defensively, junior linebacker Jeff Allison had a career-high 15 tackles while junior safety Mike Bell chipped in a career-best 11 tackles, including five solo. The Bulldog defense did force one turnover in the third quarter as senior cornerback Tank Kelly forced a fumble that was recovered by senior defensive lineman Patrick Belony. The Bulldogs manufactured their first points of the game off that turnover.

How It Happened

Minnesota started the scoring on its second offensive drive by manufacturing a lengthy 14-play, 80-yard drive that ran 7:17 off the clock. Gopher redshirt sophomore Seth Green punched the ball in from one-yard out to give Minnesota a 7-0 lead.

Facing its first deficit of the season, the 'Dogs looked to get its offense going, but McMaryion threw his first interception of the season on the ensuing possession to give Minnesota the ball back at the Bulldogs' 41-yard line.

The 'Dogs defense came up big allowing only one yard after that turnover and nearly had a turnover of their own as Allison snagged a pass attempt on third-and-9, but was unable to stay in bounds. Minnesota finished the half with a 10-play, 55-yard drive that ended with a 53-yard field goal by Emmit Carpenter to take a 10-0 lead into the locker room.

After the teams traded punts to start the second half, the Bulldogs defense produced their first turnover of the game deep in the Gophers' own territory. Anthoula Kelly forced the fumble and Patrick Belony pounced on top of it to spark the Bulldogs' offense. Fresno State took advantage going on a four-play, 17-yard drive to score with 20 seconds remaining in the third quarter to pull within three, 10-7. Rice capped the drive with a one-yard touchdown catch from McMaryion.

Carpenter added his second 50-plus yard field goal of the game (50 yards) to put Minnesota ahead 13-7 before a quick strike by the 'Dogs gave Fresno State its lone lead of the game.

The 'Dogs went on a five-play, 75-yard drive that was capped by McMaryion connecting with Johnson for 45 yards to push the 'Dogs in the lead, 14-13.

The lead was short-lived as the Gophers, as they did all game, pounded the ball on the ground for a 10-play, 74-yard drive that ate up 4:52 off the clock. Green ran in from three yards out and after a successful two-point conversion, the Gophers held a 21-14 lead. The drive was kept alive after a 13-yard completion along the sideline on a third-and-nine by a scrambling Zack Annexstad in Minnesota territory. That was followed by a 15-yard sideline infraction penalty called on Fresno State to set the Gophers up at the Bulldogs' 28-yard line.

Facing a fourth-and-3 from the Gophers 10-yard line, McMaryion found Justin Allen for six yards and a first down to extend the game, but after a timeout, the Gophers came up with the play that seal the game.





Game #3

Fresno State 38, UCLA 14

Sept. 15, 2018 • Rose Bowl • Los Angeles, Calif. • Attendance: 60,867

SCORE BY QUARTERS	1	2	3	4	OT	FINAL	
Fresno State	13	3	15	7	-	38	Record (2-1)
UCLA	0	7	7	0	-	14	Record (0-3)

SCORING SUMMARY

	Plays	TOP	Score
FS 1st 10:03 MCMARYION 1 yd run (FULLER kick failed)	13-75	4:57	6-0
FS 1st 03:41 RIDDERING 10 yd pass from MCMARYION (FULLER kick)	8-75	3:52	13-0
FS 2nd 14:17 FULLER 28 yd field goal	6-27	2:02	16-0
UCLA 2nd 09:44 Howard 45 yd pass from Thompson-Robins (Molson kick)	5-43	1:38	16-7
UCLA 3rd 12:59 Olorunfunmi 2 yd run (Molson kick)	3-17	1:09	16-14
FS 3rd 06:29 MCMARYION 1 yd run (JAVERNICK pass)	8-73	3:16	24-14
FS 3rd 03:43 MCMARYION 1 yd run (FULLER kick)	5-51	2:20	31-14
FS 4th 13:04 MCMARYION 2 yd run (FULLER kick)	7-55	3:12	38-14

TEAM STATS

	Fresno St.	UCLA
First Downs	24	14
Rushing Att-Yards	52-150	31-119
Passing Cmp-Att-Yds	22-33-270	10-24-151
Total Plays-Yards	85-420	55-270
Fumbles-Lost	2-2	3-2
Penalties-Yards	8-53	11-96
Punts-Yards	3-118	6-291
Average	39.3	48.5
Net	38.0	48.8
Punt Returns (#-Yds-TD)	1-2-0	1-4-0
Kickoff Returns (#-Yds-TD)	0-0-0	2-30-0
Interceptions-Yards-TD	2-27-0	0-0-0
Fumble Ret-Yards-TD	0-0-0	0-0-0
Time of Possession	39:57	20:03
3rd Downs	12-of-18	1-of-10
4th Downs	0-of-1	2-of-3
Sacks By	1-1	1-9

INDIVIDUAL LEADERS

Rushing (att-yds-TD):

FS - Jordan Mims (21-85-0)
UCLA - D. Thompson-Robinson (8-49-0)

Passing (cmp-att-int-yds-TD):

FS - Marcus McMaryion (22-33-0-270-1)
UCLA - D. Thompson-Robinson (10-24-2-151-1)

Receiving Yards (no-yds-TD):

FS - KeeSean Johnson (8-85-0)
UCLA - Theo Howard (4-80-1)

Defense (ST-AT-TT-TFL-Sack):

FS - Mike Bell (5-2-7-1.0-0-0)
UCLA - A. Pickett (7-6-13-0.0-0-0)

Interceptions (no-yds-TD):

FS - Jeff Allison (2-27-0)
UCLA - None

PASADENA, Calif. - Led by senior quarterback Marcus McMaryion's five total touchdowns on Saturday night at the Rose Bowl, the Fresno State football team defeated UCLA 38-14 in front of 60,867 fans with a large contingent being the Red Wave that filled up the visitors section in the southeast endzone. The Bulldogs closed the game with 22-answered points during the final 24 minutes to earn their third-straight win over the Bruins to the delight of the fans that made the trip.

With four touchdowns on the ground, McMaryion became just the second Fresno State quarterback to rush for four touchdowns in a game - joining Mark Barsotti's feat in 1989. McMaryion finished 22-of-33 passing for 270 yards and added a 10-yard touchdown pass to senior tight end Kyle Riddering. Nine different 'Dogs caught a pass from McMaryion with senior KeeSean Johnson registering a team-leading eight receptions for 85 yards as the senior caught his 200th career pass becoming only the fifth Bulldog receiver to join the 200 career reception club. The Bulldogs totaled 420 yards of offense adding 150 yards on the ground rushing the ball 52 times as sophomore Jordan Mims tied his career-best with 21 carries on his way to 85 rushing yards.

The Fresno State defense was again stingy, forcing four UCLA turnovers while limiting the Bruins to 270 yards of offense with 151 yards through the air and 119 yards on the ground. Junior safety Mike Bell had a team-high seven tackles, five solo, adding two pass breakups and tackle for loss. Junior linebacker Jeff Allison snagged his first two career interceptions while getting in on six tackles. The 'Dogs also forced a pair of UCLA fumbles that were recovered by Patrick Belony and James Bailey.

How It Happened

Fresno State got its offense going from the outset as the 'Dogs received the opening kickoff and went on a 13-play, 75-yard drive that burned 4:57 off the clock as McMaryion ran in a one-yard touchdown run (watch) to cap the drive. The 'Dogs converted all three third downs on the opening drive while being balanced with 39 yards rushing and passing for 36 yards, including a pair of passes to Johnson for 19 yards.

After holding UCLA to 17 yards on five plays on their first offensive possession, the Bulldogs got the ball back and continued their hot offense with an 8-play, 75-yard drive that was finished by McMaryion finding Riddering down the left hash (watch) to put the 'Dogs ahead 13-0.

For a second straight week, Belony recovered an opponent's fumble as the senior defensive tackle hopped on a Bruins' botched snap at the UCLA 38-yard line (watch). The 'Dogs offense continued to hum along going down the field on a 6-play, 27-yard drive that finished with a 28-yard field goal by Asa Fuller (watch) to extend the 'Dogs lead to 16-0. The Bulldog offense finished the first quarter with 147 yards of offense while UCLA only countered with 38 yards, but the roles reversed in the second quarter as the 'Dogs were held to 30 yards and UCLA churned out 122 yards.

The Bruins took advantage of forcing a McMaryion fumble to strike quickly on a 45-yard touchdown pass from quarterback Dorian Thompson-Robinson to wide receiver Theo Howard, but that would be all the scoring for the Bruins the first half.

The Bulldogs took a 16-7 lead into the locker room at halftime and UCLA continued to take advantage of Fresno State miscues early in the second half. A botched punt return by Johnson set UCLA up at the Bulldogs' 17-yard line. The Bruins' capped the short scoring drive with a two-yard touchdown run by Bolu Olorunfunmi to cut the 'Dogs lead to 16-14 with 12:59 left in the third quarter.

Fresno State's offense got back to firing as it was in the first quarter halfway through the third quarter, closing the game with 22-answered points over the final 24 minutes. It started with an 8-play, 73-yard drive that was punctuated by a one-yard touchdown run by McMaryion (watch), his second of the game, and a successful two-point conversion pass from Jorge Reyna to Gunner Javernick (watch) to put the Bulldogs out front, 24-14, at the 6:19 mark in the third.

The defense played its part in the Bulldogs' late explosion as Allison snagged his first career interception to put the Bulldogs' offense at the 49-yard line (watch) to start their next scoring drive. The 'Dogs used a 5-play, 51-yard drive that was capped by McMaryion's third rushing score of the night, a one-yard plunge (watch), that put the 'Dogs up 31-14 with 3:43 to play in the third quarter.

Allison kept the 'Dogs defensive pressure up and grabbed his second interception of the game (watch) on the Bruins' next offensive possession. The Bulldogs made it three straight scoring drives capped by a McMaryion touchdown, this time a two-yard score (watch) that proved to be the final score of the game as Fresno State walked out of the Rose Bowl with a 38-14 win.

Game #4

Fresno State 49, Toledo 27

Sept. 29, 2018 • Bulldog Stadium • Fresno, Calif. • Attendance: 33,401

SCORE BY QUARTERS	1	2	3	4	OT	FINAL	
Toledo	7	6	0	14	-	27	Record (2-2)
Fresno State	7	21	21	0	-	49	Record (3-1)

SCORING SUMMARY

	Plays	TOP	Score
FS 1st 08:27 MIMS 4 yd run (FULLER kick)	12-75	4:41	0-7
UT 1st 04:59 SEYMOUR 19 yd pass from GUADAGNI (VEST kick)	10-75	3:20	7-7
UT 2nd 13:08 VEST 46 yd field goal	9-69	3:30	10-7
UT 2nd 10:22 VEST 43 yd field goal	6-12	2:08	13-7
FS 2nd 08:33 JOHNSON, K. 7 yd pass from MCMARYION (FULLER kick)	6-76	1:43	13-14
FS 2nd 04:24 RIDDERING 2 yd pass from MCMARYION (FULLER kick)	6-78	2:27	13-21
FS 2nd 02:26 MIMS 47 yd pass from MCMARYION (FULLER kick)	1-47	0:08	13-28
FS 3rd 12:06 JOHNSON, K. 12 yd pass from MCMARYION (FULLER kick)	6-75	2:54	13-35
FS 3rd 10:22 WALKER 38 yd interception return (FULLER kick)	--	--	13-42
FS 3rd 02:48 MCMARYION 6 yd run (FULLER kick)	9-74	4:19	13-49
UT 4th 06:50 JOHNSON 54 yd pass from PETERS (VEST kick)	7-90	1:41	20-49
UT 4th 02:42 JOHNSON 25 yd pass from PETERS (VEST kick)	7-73	2:18	27-49

TEAM STATS

	Toledo	Fresno St.
First Downs	21	24
Rushing Att-Yards	40-137	38-186
Passing Cmp-Att-Yds	16-31-238	24-32-368
Total Plays-Yards	71-375	70-554
Fumbles-Lost	2-0	0-0
Penalties-Yards	3-25	3-45
Punts-Yards	5-214	4-143
Average	42.8	35.8
Net	39.2	35.8
Punt Returns (#-Yds-TD)	1-0-0	1-18-0
Kickoff Returns (#-Yds-TD)	5-113-0	2-31-0
Interceptions-Yards-TD	1-4-0	1-38-1
Fumble Ret-Yards-TD	0-0-0	0-0-0
Time of Possession	29:51	30:09
3rd Downs	5-of-15	5-of-10
4th Downs	0-of-1	0-of-0
Sacks By	1-5	5-40

INDIVIDUAL LEADERS

Rushing (att-yds-TD):

FS - Jordan Mims (15-59-1)
Toledo - M. Guadagni (8-55-0)

Passing (cmp-att-int-yds-TD):

FS - Marcus McMaryion (24-31-1-368-4)
Toledo - Eli Peters (10-21-1-179-2)

Receiving Yards (no-yds-TD):

FS - Jordan Mims (6-126-1)
Toledo - Jon'Vea Johnson (6-112-2)

Defense (ST-AT-TT-TFL-Sack):

FS - George Helmuth (3-2-5-2.0-2-0)
Toledo - Kahlil Robinson (7-4-11-0.0-0-0)

Interceptions (no-yds-TD):

FS - Mykal Walker (1-38-1)
Toledo - Jamal Hines (1-4-0)

FRESNO, Calif. - Using a run of 42 unanswered points, Fresno State overcame an early 13-7 deficit to roll to a convincing 49-27 win over Toledo on Saturday evening at Bulldog Stadium.

Fresno State, who finished nonconference play with a 3-1 record, accounted for a season-high 554 yards of offense in the contest with 368 yards through the air and 186 yards rushing.

After picking up the offensive player of the week award after his last performance against UCLA accounting for five total touchdowns, senior quarterback Marcus McMaryion produced five more scores, tossing a season-high four through the air while running for one on the ground. McMaryion completed 24-of-31 passes for 368 yards, the most by a Bulldog quarterback since Derek Carr passed for 404 against Utah State on Dec. 7, 2013. McMaryion also became the first quarterback since Carr in 2013 (New Mexico and San Jose State) to account for five touchdowns in back-to-back games.

Sophomore running back Jordan Mims made a career-high six receptions for 126 yards and became the first Bulldog running back since Paris Gaines on Dec. 31, 2000 to account for 100 or more receiving yards in a game. Senior wide receiver KeeSean Johnson added six catches for 102 yards and two touchdowns for his seventh career 100-yard game and sixth career multi-score contest.

On the ground, Mims and junior running back Josh Hokit each accounted for 59 yards as the 'Dogs ran the ball 38 times in the game for an average of 4.9 yards per carry.

Defensively, junior linebacker Jeff Allison led the team in tackles for the third time this season making nine stops in the game. Senior defensive back Anthoula Kelly made a career-high seven tackles while accounting for three of the Bulldogs' five pass breakups in the game while junior defensive end Mykal Walker returned a 38-yard interception for a touchdown (watch), a sack, 2.5 tackles for loss and a pass breakup.

How It Happened

For a third time this season, the 'Dogs took their first offensive drive for a touchdown going on a 12-play, 75-yard journey down the field that ended with a four-yard touchdown run by Mims (watch). McMaryion went a perfect 7-of-7 for 58 yards connecting with five different teammates as junior tight end Cam Sutton made his first career reception with an 18-yard gain.

After being held to six yards and a three-and-out on its first drive, Toledo wasted little time responding with a 10-play, 75-yard drive that finished with a 19-yard touchdown pass from Rockets' quarterback Mitchell Guadagni to running back Shakif Seymour.

With the total yardage at 98 yards for each side and the score tied 7-7 after the opening quarter, Toledo opened the second quarter with a 36-yard run by Guadagni followed by a 15-yard personal foul penalty that sent the Rockets down to the Bulldog 30. The Bulldogs' defense held strong from that point, holding Toledo to a 46-yard field goal by Jameson Vest that gave the Rockets' a 10-7 lead.

With the Bulldogs trailing for the first time since Sept. 8 at Minnesota, McMaryion found Johnson on a bubble screen that he took upfield for 24 yards before McMaryion was intercepted for only the second time this season as Toledo defensive tackle Reggie Howard batted McMaryion's arm to force the ball in the air and into the awaiting arms of defensive end Jamal Hines.

It did not end in six points, but Toledo took advantage of the 'Dogs miscue connecting on a 43-yard field goal by Vest that extended the Rockets' lead to 13-7.

The 'Dogs responded to the Rockets' pair of field goals in a hurry with a 6-play, 76-yard drive in 1:43 to re-gain a one-point advantage, 14-13. McMaryion found Mims who scampered for 55 yards after a short pass, and on the ensuing play connected with Johnson on a seven-yard bubble screen that he took to the end zone to push the Bulldogs ahead.

One three-and-out later forced by the Bulldog defense, allowed McMaryion to guide the offense to a 6-play, 78-yard drive that featured a season-long 21-yard run by Hokit and a 36-yard flip from McMaryion to Jamir Jordan that was finished off by a two-yard touchdown toss from McMaryion to senior tight end Kyle Riddering to put the 'Dogs ahead 21-13.

The defense again made life tough for the Rockets as junior defensive end Kwami Jones came up with his first sack of the season that forced the Rockets to punt, which was returned by Ronnie Rivers for 18 yards as the sophomore running back made his season debut.

The next Fresno State score was set up by McMaryion finding Mims out of the backfield down the right sideline for a 47-yard touchdown that gave the 'Dogs their third straight touchdown and pushed the lead to 28-13.

After gaining 346 yards of offense in the first half with 286 yards coming through the air and 60 yards on the ground, the 'Dogs opened the second half and put together a 6-play, 75-yard drive that ended with a 12-yard touchdown pass from McMaryion to Johnson in the left corner of the end zone to push the 'Dogs lead to 35-13.

On the drive, McMaryion went 3-for-3 for 64 yards finding Johnson for a 39-yard connection that pushed him into eighth all-time in program history in receiving yards passing Isaiah Burse (2010-13).

The 'Dogs added two more touchdowns in the third quarter as Walker's 38-yard interception return was the Bulldogs' fourth non-offensive return for a touchdown this season and was the second interception returned for a touchdown this season by a Bulldog.

McMaryion added his fifth touchdown of the game with a six-yard rush to 2:48 to play in the third quarter to give the 'Dogs a 49-13 lead (watch). Toledo added two fourth quarter touchdowns as Eli Peters connected with Jon'Vea Johnson for a 54-yard score followed by a 24-yard score.





Game #5

Fresno State 21, Nevada 3

Oct. 6, 2018 • Mackay Stadium • Reno, Nev. • Attendance: 15,367

SCORE BY QUARTERS	1	2	3	4	OT	FINAL	
Fresno State	0	7	7	7	-	21	Record (4-1, 1-0)
Nevada	0	3	0	0	-	3	Record (3-3, 1-1)

SCORING SUMMARY

				Plays	TOP	Score
FS	2nd	13:11	RIVERS 19 yd pass from MCMARYION, M. (FULLER Asa kick)	9-69	4:09	7-0
NEV	2nd	08:00	AHMED 41 yd field goal	11-51	5:11	7-3
FS	3rd	10:20	RIVERS 2 yd run (FULLER kick)	5-80	2:05	14-3
FS	4th	08:28	JOHNSON, K 27 yd pass from MCMARYION, M. (FULLER kick)	4-44	1:50	21-3

TEAM STATS

	Fresno St.	Nevada
First Downs	12	21
Rushing Att-Yards	30	132
Passing Cmp-Att-Yds	20-28-241	22-43-195
Total Plays-Yards	52-271	86-327
Fumbles-Lost	1-1	1-0
Penalties-Yards	4-30	1-5
Punts-Yards	9-428	7-309
Average	47.6	44.1
Net	41.8	41.3
Punt Returns (#-Yds-TD)	0-0-0	2-12-0
Kickoff Returns (#-Yds-TD)	1-37-0	1-17-0
Interceptions-Yards-TD	3-43-0	0-0-0
Fumble Ret-Yards-TD	0-0-0	1-3-0
Time of Possession	24:34	35:26
3rd Downs	3-of-13	4-of-18
4th Downs	1-of-1	3-of-5
Sacks By	4-28	1-8

INDIVIDUAL LEADERS

Rushing (att-yds-TD):
FS - Ronnie Rivers (5-12-1)
NEV - C. Solano (23-71-0)
Passing (cmp-att-int-yds-TD):
FS - Marcus McMaryion (20-28-0-241-2)
NEV - C. Solano (22-43-3-195-0)
Receiving Yards (no-yds-TD):
FS - KeeSean Johnson (7-65-1)
NEV - Kaleb Fossum (12-97-0)
Defense (ST-AT-TT-TFL-Sack):
FS - Jeff Allison (11-6-17-0.5-0.5)
NEV - Malik Reed (5-3-8-1.0-1.0)
Interceptions (no-yds-TD):
FS - 3 players
NEV - N/A

RENO, Nev. - Behind stout defense from the Bulldogs and two touchdowns from sophomore running back Ronnie Rivers, Fresno State defeated Nevada 21-3 in its Mountain West opener on Saturday evening at Mackay Stadium.

Holding Nevada to only a field goal in the contest, the Fresno State defense forced three turnovers and limited the Wolf Pack to 3.8 yards per play on offense.

Senior quarterback Marcus McMaryion went 20-of-28 passing, completing better than 70 percent of his throws for the fourth time in five games. He racked up 241 yards and tossed two touchdowns.

The beneficiary to each of McMaryion's touchdown throws were senior wide receiver KeeSean Johnson (27-yard TD) and Rivers (19-yard TD). Johnson had a team-high seven receptions for 65 yards and a touchdown while Rivers' TD grab was his sole reception on the evening. Junior tight end Jared Rice tallied a team-high and career-high 98 yards on three receptions which included a career-long 69-yard reception.

Defensively, the 'Dogs linebacker corps was outstanding as junior linebacker Jeff Allison led the way with a career-high 17 tackles, 10 solo, while adding half-a-sack and half-a-tackle. Senior linebacker George Helmuth added 11 tackles, 1.5 tackles for loss and 0.5 sack and fellow senior James Bailey tacked on 10 tackles, 2.5 tackles for loss and one sack.

The secondary ripped off three interceptions, with the wealth being spread around with senior cornerback Anthoula Kelly, junior strong safety Juju Hughes and junior free safety Mike Bell tallying one apiece.

How It Happened

With neither team able to generate much offense in the early going, the game was scoreless after the opening quarter. The 'Dogs edged the Wolf Pack in total yards, 73-58.

With the ball at the Nevada 30-yard line and a fresh set of downs to open the second quarter, Fresno State finished their first scoring drive with McMaryion finding Rivers in the flat for a 19-yard touchdown pass to cap a nine play, 69-yard drive that spanned four minutes, nine seconds.

Nevada responded to the Bulldogs' touchdown drive with an 11-play, 51-yard drive that resulted in a 41-yard field goal by Wolf Pack kicker Ramiz Ahmed to cut the 'Dogs lead to 7-3. Nevada converted a key 4th-and-2 with a 13-yard rush by quarterback Christian Solano which helped set up the Wolf Pack's only scoring drive of the night.

Later in the second quarter, Kelly intercepted Solano and returned it 43 yards to the Wolf Pack 11 for his third interception of the season. Unfortunately for the 'Dogs, a play later McMaryion's pass to Jamire Jordan was jarred loose from Jordan causing the 'Dogs only turnover on Saturday.

Hughes made it two Bulldog interceptions over the final 2:35 of the first half by picking off Solano on a 3rd-and-10 with 11 seconds remaining in the half to end the threat of a Wolf Pack score. Fresno State held a 7-3 lead heading into the locker room at the break.

Limited to only 125 yards of offense to that point, the 'Dogs broke out on its second offensive drive of the third quarter as McMaryion found Rice for a 69-yard reception, taken down at the Nevada 11 to ultimately set up the Bulldogs' next score. Nevada wouldn't make it easy for Fresno State as they were able to convert a 4th-and-1 from the Nevada 2 to increase the lead to 14-3. Rivers delivered the score with his second touchdown of the night punching it in on fourth down.

Bell became the eighth Bulldog this season to notch an interception early in the fourth quarter as the 'Dogs defense continued to wreak havoc on Nevada.

The 'Dogs added one final score with 8:28 to play in the fourth quarter as McMaryion found Johnson for a 27-yard score to give the Bulldogs a 21-3 lead. Nevada made one last push for the end zone driving the ball 61 yards on 16 plays over five minutes, but the defense stood tall forcing a turnover on downs at the Fresno State 10-yard line with 3:18 left in the game.



Game #6

Fresno State 27, Wyoming 3

Oct. 13, 2018 • Bulldog Stadium • Fresno, Calif. • Attendance: 28,501

SCORE BY QUARTERS	1	2	3	4	OT	FINAL	
Wyoming	3	0	0	0	-	3	Record (2-5, 0-3)
Fresno State	6	7	14	0	-	27	Record (5-1, 2-0)

SCORING SUMMARY

				Plays	TOP	Score
WY	1st	11:14	ROTHER 44 yd field goal	8-47	3:46	3-0
FS	1st	07:05	RICE, Ja. 35 yd pass from MCMARYION (FULLER kick failed)	2-35	0:45	3-6
FS	2nd	00:52	MCMARYION 1 yd run (FULLER kick)	12-46	5:48	3-13
FS	3rd	09:20	TANGIPA 3 yd pass from MCMARYION (FULLER kick)	6-47	2:27	3-20
FS	3rd	03:11	MCMARYION 6 yd run (FULLER kick)	6-85	3:29	3-27

TEAM STATS

	Wyoming	Fresno St.
First Downs	14	17
Rushing Att-Yards	30-104	33-104
Passing Cmp-Att-Yds	12-32-117	22-32-287
Total Plays-Yards	62-221	65-391
Fumbles-Lost	0-0	3-0
Penalties-Yards	5-22	5-45
Punts-Yards	7-259	5-206
Average	37.0	41.2
Net	34.9	41.2
Punt Returns (#-Yds-TD)	0-0-0	2-15-0
Kickoff Returns (#-Yds-TD)	3-56-0	1-18-0
Interceptions-Yards-TD	0-0-0	1-1-0
Fumble Ret-Yards-TD	0-0-0	0-0-0
Time of Possession	26:32	33:28
3rd Downs	5-of-17	6-of-14
4th Downs	0-of-1	2-of-3
Sacks By	0-0	1-1

INDIVIDUAL LEADERS

Rushing (att-yds-TD):
FS - Marcus McMaryion (7-53-2)
WY - Nico Evans (18-58-0)
Passing (cmp-att-int-yds-TD):
FS - Marcus McMaryion (22-32-0-287-2)
WY - T. Vander Waal (12-32-1-117-0)
Receiving Yards (no-yds-TD):
FS - Jared Rice (7-94-1)
WY - James Price (3-27-0)
Defense (ST-AT-TT-TFL-Sack):
FS - Jeff Allison (3-10-13-0.0-0.0)
WY - Cassh Malua (3-5-8-1.5-0.0)
Interceptions (no-yds-TD):
FS - Mike Bell (1-1-0)
WY - None

FRESNO, Calif. - The Fresno State football team defeated Wyoming 27-3 on Saturday evening at Bulldog Stadium to improve to 5-1 on the season and 2-0 in Mountain West play.

Fresno State's defense limited Wyoming to 221 total yards and forced one turnover while the Bulldog offense totaled 391 yards and did not commit a turnover.

Senior quarterback Marcus McMaryion accounted for four total touchdowns in the game, two passing and two rushing. He completed 22-of-32 passes for 287 yards and ran for a season-high 53 yards on seven carries. McMaryion has now accounted for 18 touchdowns this season - 11 passing and seven rushing.

Junior tight end Jared Rice had a career-high seven receptions for 94 yards and caught a touchdown while senior wide receiver KeeSean Johnson added five receptions for 51 yards. Sophomore running back Ronnie Rivers added 90 all-purpose yards with 53 yards receiving, 22 yards rushing and 15 punt return yards.

Defensively, junior linebacker Jeff Allison posted his third double-figure tackle performance of the season finishing with 13 tackles. Junior free safety Mike Bell made his second interception of the season and senior defensive end Emeka Ndoh added a tackle for loss and a sack.

How It Happened

Allowing their opponent to score first for only the second time this season, Wyoming opened the game with a 8-play, 47-yard drive that was capped by Cowboy kicker Cooper Rothe nailing a 44-yard field goal to give the visitors a 3-0 lead.

From that point forward, the Bulldogs' defense shutout the Cowboys and rolled to 27 consecutive points.

After Fresno State's opening drive was unsuccessful, the Bulldogs' next drive would take two plays as McMaryion found Rice for a 35-yard touchdown pass to take a 6-3 lead. The point after was missed.

The Cowboys outgained the 'Dogs 74-70 in the opening quarter, but the Bulldogs' defense held the Wyoming offense to 44 yards in the second quarter.

The Bulldogs' sole second quarter scoring drive covered 46 yards over 12 plays and five minutes, 48 seconds, that included converting a crucial fourth-and-1 with a three-yard carry by Jordan Mims to keep their drive alive. Three plays later they faced a third-and-13 from the Cowboy 37-yard line and McMaryion found Rice for 16 yards down to the 21-yard line and followed that with a 20-yard connection to Cam Sutton as the junior tight end nearly found the end zone reaching out for the score before being knocked out at the 1-yard line. After three plays of not finding the checkbook, the Bulldogs converted a second fourth down as they scored on fourth-and-goal with McMaryion sneaking it in himself to give Fresno State a 13-3 lead with 52 seconds remaining in the half. The half would close with the 'Dogs holding the 10 point lead.

The Bulldog defense forced Wyoming into negative four yards on its opening offensive drive of the second half and for the third time in the game, the 'Dogs started a drive in Wyoming territory. The Bulldogs proceeded to go on a 6-play, 47-yard drive that was capped with a three-yard touchdown pass from McMaryion to senior tight end David Tangipa to put Fresno State ahead 20-3.

The 'Dogs closed out the scoring for the night on its next offensive drive with a 6-play, 85-yard drive that was finished off with a six-yard touchdown run by McMaryion.

The third quarter was capped off with the 'Dogs forcing their only takeaway of the game as Mike Bell came up with an interception with 29 seconds remaining in the frame.

The Bulldogs had two drives in the final quarter for 71 yards, but were stopped on fourth down and forced to punt as neither side scored in the final quarter, marking the first time since the 'Dogs were at San Diego State in 2017, a span of 12 games, that saw no scoring in the final frame by either team.





Game #7

Fresno State 38, New Mexico 7

Oct. 20, 2018 • Dreamstyle Stadium • Albuquerque, N.M. • Attendance: 16,708

SCORE BY QUARTERS	1	2	3	4	OT	FINAL
Fresno State	10	14	13	0	-	38
New Mexico	0	7	0	0	-	7

Record (6-1, 3-0)
Record (3-4, 1-2)

SCORING SUMMARY

	Plays	TOP	Score
FS 1st 02:48 FULLER 30 yd field goal	10-44	4:10	3-0
FS 1st 00:18 RIVERS 16 yd run (FULLER kick)	3-46	1:04	10-0
FS 2nd 03:29 RIVERS 1 yd run (FULLER kick)	8-26	4:38	17-0
NM 2nd 00:57 LILLY 16 yd pass from JONES (SHELLEY kick)	7-71	2:24	17-7
FS 2nd 00:36 JOHNSON, K. 34 yd pass from MCMARYION (FULLER kick)	3-75	0:21	24-7
FS 3rd 08:32 JOHNSON, K. 15 yd pass from MCMARYION, M. (FULLER kick)	14-75	6:28	31-7
FS 3rd 03:58 RIVERS 23 yd pass from MCMARYION, M. (FULLER kick)	4-80	2:00	38-7

TEAM STATS

	Fresno St.	UNM
First Downs	29	19
Rushing Att-Yards	44-153	33-148
Passing Cmp-Att-Yds	20-30-280	15-32-132
Total Plays-Yards	74-433	65-280
Fumbles-Lost	0-0	1-0
Penalties-Yards	6-35	8-110
Punts-Yards	4-173	8-377
Average	43.2	47.1
Net	42.5	41.1
Punt Returns (#-Yds-TD)	3-28 -0	1-3-0
Kickoff Returns (#-Yds-TD)	0-0-0	3-25-0
Interceptions-Yards-TD	1-0-0	0-0-0
Fumble Ret-Yards-TD	0-0-0	0-0-0
Time of Possession	37:42	22:18
3rd Downs	9-of-16	5-of-14
4th Downs	1-of-1	0-of-1
Sacks By	0-0	1-4

INDIVIDUAL LEADERS

Rushing (att-yds-TD):

FS - Ronnie Rivers (11-48-2)
UNM - Owens, Tyrone (19-83-0)

Passing (cmp-att-int-yds-TD):

FS - Marcus McMaryion (20-30-0-280-3)
UNM - Sheriron Jones (15-32-1-132-1)

Receiving Yards (no-yds-TD):

FS - KeeSean Johnson (8-149-2)
UNM - Patrick Reed (3-28-0)

Defense (ST-AT-TT-TFL-Sack):

FS - Jeff Allison (8-2-10-1-0-0-0)
UNM - Marcus Hayes (5-2-7-0-0-0-0)

Interceptions (no-yds-TD):

FS - Mike Bell (1-0-0)
UNM - None

ALBUQUERQUE, N.M. - Winning its fifth straight game and clinching bowl eligibility for a second straight season, Fresno State rolled to a 38-7 win at New Mexico on Saturday evening at Dreamstyle Stadium.

Fresno State (6-1, 3-0 MW) finished with 433 total yards in the contest passing for 280 yards while rushing for 153 yards. The 'Dogs limited New Mexico (3-4, 1-2 MW) to 280 yards as the Lobos nearly evenly split their yards rushing for 148 yards and passing for 132 yards.

Senior quarterback Marcus McMaryion went 20-of-30 for 280 yards while passing for three touchdowns as it was his fourth straight game with multiple touchdown passes. Senior wide receiver KeeSean Johnson had a career-high 149 receiving yards while matching his season-high with eight receptions and grabbed two touchdown receptions for his second multi-touchdown game of the season. Sophomore running back Ronnie Rivers totaled 146 all-purpose yards and tallied his first career three-touchdown game appearing all over the field for the 'Dogs. Rivers finished with 69 receiving yards, 48 rushing yards and 29 punt return yards, scoring two of his touchdowns on the ground while tacking on one more through the air.

Defensively, junior linebacker Jeff Allison finished with a team-high 10 tackles, eight solo, while junior defensive end Mykal Walker totaled six tackles. Junior free safety Mike Bell gave the 'Dogs their 13th interception of the season, snagging a pick for the third straight game.

How It Happened

Scoring first for the fifth time this season, the Bulldogs matched their opening drive that went scoreless, venturing on an identical 10-play, 44-yard drive that was highlighted by a 26-yard pass from McMaryion to Rivers down to the Lobos 17-yard line. A four-yard rush by Josh Hokit got the 'Dogs down to the 4-yard line, but a false start by the Bulldogs pushed them back to the 9-yard line and a Lobo sack of four yards on third down set up a 30-yard field goal by Fuller to give the 'Dogs a 3-0 lead.

The Bulldogs' defense forced its second-straight three-and-out after picking up its first points of the game on the previous drive, and picked up excellent field position obtaining the ball back at the Lobos' 46-yard line. The Bulldogs made quick work of its next drive as Rivers took home a 16-yard rushing touchdown on the ground to put Fresno State up 10-0 after the PAT.

After the Bulldog defense held the Lobos to 30 total yards and one first down in the first quarter, Fresno State's defense continued to make life difficult for the Lobos as free safety Mike Bell came up with his third interception in as many games to give the 'Dogs the ball back at Lobos 26-yard-line. A 13-yard run by McMaryion put the 'Dogs at the UNM 1-yard line before Rivers ran in his second rushing touchdown of the game to put the 'Dogs ahead 17-0.

New Mexico broke up the Bulldogs' shutout bid with 57 seconds remaining in the first half as the Lobos connected on a 16-yard touchdown pass from quarterback Sheriron Jones to wide receiver Elijah Lilly. The touchdown pass finished off a 7-play, 71-yard drive and momentarily cut the Fresno State lead to 17-7.

Fresno State wasted little time to counter the Lobos' score before the half, capitalizing on two 15-yard penalties on an 11-yard pass from McMaryion to Rivers. That was followed by a 34-yard touchdown strike from McMaryion to Johnson to extend the 'Dogs lead back to 24-7 with 36 second left to cap a lightning quick 21 second drive.

With the offense getting the ball to start the second quarter, the 'Dogs continued to roll on offense going on a 14-play, 75-yard drive that consumed 6:28 off the clock as McMaryion found Johnson across the middle for a 15-yard touchdown score which put the Bulldogs up 31-7.

Fresno State was again aided by two 15-yard Lobo penalties on the same play on its next drive, quickly racing down the field on an 80-yard, four-play drive that McMaryion capped off by connecting with Rivers for a 23-yard pass for his third touchdown pass of the night giving the 'Dogs a 38-7 lead.

Game #8

Fresno State 50, Hawaii 20

Oct. 27, 2018 • Bulldog Stadium • Fresno, Calif. • Attendance: 33,659

SCORE BY QUARTERS	1	2	3	4	OT	FINAL
Hawaii	3	10	0	7	-	20
Fresno State	14	23	10	3	-	50

Record (6-4, 3-2)
Record (7-1, 4-0)

SCORING SUMMARY

	Plays	TOP	Score
UH 1st 10:26 MESKELL 43 yd field goal	8-50	4:34	3-0
FS 1st 04:43 RICE, Ja. 19 yd pass from MCMARYION (FULLER kick)	5-41	2:42	3-7
FS 1st 00:37 JORDAN 49 yd pass from MCMARYION (FULLER kick)	5-71	2:20	3-14
UH 2nd 14:30 WARD 50 yd pass from MCDONALD (MESKELL kick)	4-75	1:01	10-14
FS 2nd 14:11 RIVERS 76 yd run (FULLER kick)	1-76	0:12	10-21
FS 2nd 08:57 FULLER 22 yd field goal	7-52	3:11	10-24
UH 2nd 04:35 MESKELL 28 yd field goal	9-65	4:22	13-24
FS 2nd 00:58 MIMS 21 yd pass from MCMARYION (FULLER kick failed)	9-74	3:29	13-30
FS 2nd 00:00 JORDAN 100 yd missed FG return (FULLER kick)	--	--	13-37
FS 3rd 09:49 FULLER 32 yd field goal	14-61	5:05	13-40
FS 3rd 08:45 GRIM 6 yd pass from MCMARYION (FULLER kick)	4-16	0:45	13-47
FS 4th 13:36 FULLER 21 yd field goal	6-40	1:27	13-50
UH 4th 01:43 STUBBLEFIELD 27 yd pass from MOUSSA (MESKELL kick)	8-79	3:42	20-50

TEAM STATS

	Hawaii	Fresno St.
First Downs	19	24
Rushing Att-Yards	26-88	33-214
Passing Cmp-Att-Yds	20-35-286	26-38-348
Total Plays-Yards	61-374	71-562
Fumbles-Lost	1-1	0-0
Penalties-Yards	3-14	8-69
Punts-Yards	4-168	2-73
Average	42.0	36.5
Net	37.5	36.5
Punt Returns (#-Yds-TD)	0-0-0	2-18-0
Kickoff Returns (#-Yds-TD)	5-103-0	5-99-0
Interceptions-Yards-TD	0-0-0	1-31-0
Fumble Ret-Yards-TD	0-0-0	0-0-1
Time of Possession	28:02	31:58
3rd Downs	7-of-14	6-of-13
4th Downs	0-of-1	0-of-0
Sacks By	0-0	2-3

INDIVIDUAL LEADERS

Rushing (att-yds-TD):

FS - Ronnie Rivers (11-125-1)
UH - Cole McDonald (12-62-0)

Passing (cmp-att-int-yds-TD):

FS - Marcus McMaryion (21-31-0-284-4)
UH - Cole McDonald (17-28-1-225-1)

Receiving Yards (no-yds-TD):

FS - KeeSean Johnson (8-102-0)
UH - John Ursua (5-70-0)

Defense (ST-AT-TT-TFL-Sack):

FS - Mykal Walker (6-3-9-3.5-1-0)
UH - Khoury Bethley (6-3-9-0-0-0-0)

Interceptions (no-yds-TD):

FS - Juju Hughes (1-31-0)
UH - None

FRESNO, Calif. - Fresno State made it six straight wins with a 50-20 Homecoming victory over Hawai'i on Saturday night at Bulldog Stadium. The Bulldogs (7-1, 4-0 MW) totaled a season-high 562 yards of offense passing for 348 yards and rushing for 214 while holding Hawai'i (6-4, 3-2 MW), who came in averaging 34.9 points per game, to their second fewest points scored this season.

Senior wide receiver KeeSean Johnson matched his season-high with eight receptions and had his fourth 100-yard receiving game of the season finishing with a team-high 102 yards. With his final reception of the night, Johnson became the program's all-time receptions leader with 234 passing current Green Bay Packer wide receiver and former Bulldog Davante Adams (2012-13).

Senior quarterback Marcus McMaryion continued his outstanding play with his fifth straight game with multiple touchdown passes tossing four scores to four different receivers while connecting on 21-of-31 passes for 284 yards. On the ground, sophomore running back Ronnie Rivers ran for a career-best 125 yards on 11 carries and scored the Bulldogs' lone rushing touchdown with a 76-yard burst in the second quarter.

Defensively, the Bulldog defense was led by junior defensive end Mykal Walker who finished with a team-high nine tackles, six solo, 3.5 tackles for loss, one sack and a fumble recovery. The 'Dogs nabbed their 14th interception of the season as junior free safety Juju Hughes made his second interception of the year. The Bulldog defense has now forced 20 turnovers on the season.

How It Happened

Allowing their opponent to score first for the third time this season, Hawai'i got on scoreboard first on an eight-play, 50-yard drive as Rainbow Warriors kicker Ryan Meskell nailed a 43-yard field goal to take a 3-0 lead.

After the Bulldog defense forced a three-and-out on the next Hawai'i offensive drive, Rivers returned a punt eight yards to the Hawai'i 41-yard line and after two rushes by the sophomore running back brought the ball down to the Hawai'i 30-yard line, the game went into a 29-minute delay due to a portion of the stadium lights malfunctioning.

With the game resuming play at 8:30 p.m. PT, the Bulldogs quickly found the end zone two plays later as McMaryion found Rice for a 19-yard touchdown to give the 'Dogs a 7-3 lead.

The Bulldog defense held the Rainbow Warriors to four yards on its next drive, getting the ball back at their own 29-yard line and quickly made their way down the field before McMaryion connected on a 49-yard touchdown pass to Jamire Jordan for the senior wide receiver's first touchdown reception of the season.

With the 'Dogs leading 14-3 after the opening quarter, Hawai'i quickly responded with a four-play, 75-yard drive as Hawai'i quarterback Cole McDonald found wide receiver Jolo Ward down the right hash for a 50-yard touchdown to cut the Bulldogs' lead to four.

A game featuring two high-flying offenses, and the offensive fireworks continued on the first play of the next offensive drive as Rivers broke loose for a 76-yard touchdown run, the longest touchdown run by a Bulldog running back since Martezee Waller in 2014, to give the 'Dogs a 21-10 lead. Holding Hawai'i to its third three-and-out of the game, the 'Dogs quickly got the ball back and went on their fourth straight scoring drive, marching down the field on a seven-play, 52 yard drive as kicker Asa Fuller connected on a 22-yard field goal to extend the lead to 24-10.

The Rainbow Warriors answered back with a nine-play, 65-yard drive that took 4:22 off the clock as Meskell connected on his second field goal of the night making it from 28-yards out to cut Fresno State's lead down to 24-13. The 'Dogs answered back with its fifth straight scoring drive as McMaryion tossed his third touchdown pass of the game with a 21-yard strike to Jordan Mims to complete a nine-play, 74-yard drive and push the Bulldogs' lead to 30-13.

The Bulldogs completed the barrage of first-half scoring in the final seconds of the second quarter as the Rainbow Warriors' 53-yard field goal attempt came up well short and allowed Jordan to return it from the end zone. After a few key blocks by the Bulldogs, the Lancaster, Calif. native was off to the races for a 100-yard missed field goal return for a touchdown to give the 'Dogs a 37-13 advantage.

Getting the ball to start the third quarter, the 'Dogs scored on a season-high sixth straight drive with a methodical 14-play, 61-yard drive that took 5:05 off the clock as Fuller hit his second field goal of the night making it from 32-yards out to increase the lead to 40-13.

Hughes quickly gave the ball back to the 'Dogs with his second interception of the season returning the ball 31 yards to the Hawai'i 16-yard line to set up another Bulldog touchdown as McMaryion found Derrion Grim for a 6-yard score to make it 23 straight points for the 'Dogs to push their lead to 47-13 (watch).

Fuller added his third field goal of the night, a 21-yarder, in the fourth quarter to complete the Bulldog scoring. Hawai'i ended Fresno State's run of 26 straight points with a 27-yard touchdown pass with 1:43 to play in the fourth quarter for the final result, 50-20.





Game #9

No. 20/23 Fresno State 48, UNLV 3

Nov. 3, 2018 • Sam Boyd Stadium • Las Vegas, Nev. • Attendance: 15,276

SCORE BY QUARTERS	1	2	3	4	OT	FINAL	
No. 20/23 Fresno State	7	10	17	14	-	48	Record (8-1, 5-0)
UNLV	0	0	0	3	-	3	Record (2-7, 0-5)

SCORING SUMMARY

			Plays	TOP	Score
FS 1st	10:39	JORDAN 12 yd pass from MCMARYION (FULLER kick)	6-45	2:35	7-0
FS 2nd	14:55	RIVERS 2 yd run (FULLER kick)	10-72	4:05	14-0
FS 2nd	00:36	FULLER, Asa 35 yd field goal	9-40	2:10	17-0
FS 3rd	10:45	RIDDERING 9 yd pass from MCMARYION (FULLER kick)	8-74	4:09	24-0
FS 3rd	08:22	HOKIT 5 yd run (FULLER kick)	1-5	0:07	31-0
FS 3rd	04:42	FULLER 47 yd field goal	4-9	2:32	34-0
FS 4th	14:54	GRIM 10 yd run (FULLER kick)	7-62	3:04	41-0
LV 4th	10:13	PANTELS 28 yd field goal	11-52	4:34	41-3
FS 4th	08:14	JOHNSON, S. 2 yd run (FULLER kick)	4-63	1:59	48-3

TEAM STATS

	Fresno St.	UNLV
First Downs	25	18
Rushing Att-Yards	192	197
Passing Cmp-Att-Yds	26-35-274	15-35-105
Total Plays-Yards	69-466	76-302
Fumbles-Lost	0-0	0-0
Penalties-Yards	5-40	8-57
Punts-Yards	3-122	8-305
Average	40.7	38.1
Net	40.7	35.5
Punt Returns (#-Yds-TD)	1-21-0	1-0-0
Kickoff Returns (#-Yds-TD)	1-18-0	4-73-0
Interceptions-Yards-TD	1-39-0	1-8-0
Fumble Ret-Yards-TD	0-0-0	0-0-0
Time of Possession	31:25	28:35
3rd Downs	5-of-10	5-of-18
4th Downs	0-of-0	2-of-3
Sacks By	2-6	0-0

INDIVIDUAL LEADERS

Rushing (att-yds-TD):
FS - Ronnie Rivers (12-33-1)
UNLV - Charles Williams (16-121-0)
Passing (cmp-att-int-yds-TD):
FS - Marcus McMaryion (26-35-1-274-2)
UNLV - Max Gilliam (14-30-1-98-0)
Receiving Yards (no-yds-TD):
FS - KeeSean Johnson (8-97-0)
UNLV - Brandon Presley (4-48-0)
Defense (ST-AT-TT-TFL-Sack):
FS - Juju Hughes (6-5-11-0-0-0-0)
UNLV - Dalton Baker (7-4-11-0-0-0-0)
Interceptions (no-yds-TD):
FS - Jaron Bryant (1-39-0)
UNLV - Javin White (1-8-0)

LAS VEGAS – No. 20/23 Fresno State earned its seventh consecutive win on Saturday night with a 48-3 road win over UNLV at Sam Boyd Stadium. The Bulldogs (8-1, 5-0 MW) totaled 466 yards of offense, passing for 274 yards and rushing for 192 while holding UNLV (2-6, 0-5 MW) to one field goal, marking the third time this season Fresno State held a team out of the end zone.

It was a team effort against UNLV as Fresno State's six touchdowns were scored by six different Bulldogs, four rushing and two passing.

Senior quarterback Marcus McMaryion had his sixth straight game with multiple touchdown passes throwing for two to two different receivers while finishing the game 26-of-35 for 274 yards. On the ground, nine different Bulldogs recorded rushes with Ronnie Rivers leading that category with 12 (for 33 yards and one touchdown). Saevion Johnson led the team in rushing yards with 47 yards on three carries, including a long of 37 yards to score the Bulldogs final touchdown of the game.

Defensively the Bulldogs were led by Juju Hughes who finished with a team-high 11 tackles, six solo. The 'Dogs grabbed their 15th interception of the season as junior defensive back Jaron Bryant recorded his first interception of the season. The Bulldog defense has now forced 21 turnovers on the season.

How It Happened

After a pair of first downs by UNLV to open the game, Fresno State's defense held tough, forcing UNLV into a punt. On that punt, Mykal Walker got through the line and partially blocked the punt to set back the kick for a net of just 15 yards to give the Bulldogs field position at the Rebels' 45-yard line for their first offensive drive. The 'Dogs moved the ball 45 yards in six plays as McMaryion hit Jamire Jordan on a slant across the middle for a 12-yard touchdown to put Fresno State in front 7-0 with 10:39 left in the first quarter.

Looking to get on the board midway through the quarter, Evan Pantels lined up for a 46-yard field goal attempt but missed wide to the right. The 'Dogs capitalized, marching nine plays down the field to the Rebels' two-yard line as time expired in the first quarter. Ronnie Rivers scored on a two-yard rush to the right side on the first play of the second frame to increase Fresno State's lead to 14-0.

With three minutes remaining before halftime, Blake Cusick pinned UNLV at its own 8-yard line. Fresno State held the Rebels to a three-and-out and set the 'Dogs up at their own 42-yard line. The Bulldogs used the short field to their advantage, picking up three points with an Asa Fuller 35-yard field goal as they took a 17-0 lead into the half.

Receiving the ball out of the break, Fresno State scored on its first drive of the second half for the third consecutive game as McMaryion led the 'Dogs 65 yards down the field before connecting with Kyle Riddering for a nine-yard touchdown. It was Riddering's fifth catch and third touchdown of the season.

Seven plays into the Rebels' ensuing drive, Jaron Bryant grabbed his first pick of the season, returning it 39 yards to the UNLV five-yard line. It took just one play for the Bulldogs to push their lead to 31-0 with 8:22 left in the third quarter as Josh Hokit rushed to the left side and snuck inside the pylon.

After holding UNLV to its fourth three-and-out of the game, Fresno State moved the ball to the Rebel 29-yard line on its next possession. Asa Fuller knocked in his second field goal of the game, a season-long 47 yards to extend the lead to 34-0 with 4:42 remaining in the third quarter.

Forcing UNLV to punt on its next drive, Fresno State did just what it did to end the third, drive the ball down into the red zone. On the first play from scrimmage to start the fourth quarter, Derrion Grim scored his first-career rushing touchdown, running into the end zone from 10 yards out to give the Bulldogs a 41-0 advantage.

With 10:13, UNLV ended the Bulldogs' bid for a shutout as Pantels hit a 28-yard field goal.

Starting with the ball at their own 45-yard line, it took just four plays for the Bulldogs to find the end zone one more time. After Saevion Johnson broke loose for a 37-yard run, the sophomore ended the drive with a two-yard touchdown plunge to put Fresno State on top 48-3.



Game #10

Boise State 24, No. 16/17 Fresno State 17

Nov. 9, 2018 • Albertsons Stadium • Boise, Idaho • Attendance: 33,118

SCORE BY QUARTERS	1	2	3	4	OT	FINAL	
No. 16/17 Fresno State	0	10	7	0	-	17	Record (8-2, 5-1)
Boise State	3	0	7	14	-	24	Record (8-2, 5-1)

SCORING SUMMARY

			Plays	TOP	Score
BSU 1st	06:37	HOGGARTH 35 yd field goal	9-62	4:05	0-3
FS 2nd	14:12	JOHNSON, K. 3 yd pass from MCMARYION (FULLER kick)	9-83	2:51	7-3
FS 2nd	00:00	FULLER 47 yd field goal	7-37	1:14	10-3
FS 3rd	11:42	RIVERS 1 yd run (FULLER kick)	7-75	3:18	17-3
BSU 3rd	05:56	MATTISON 7 yd run (HOGGARTH kick)	12-70	5:40	17-10
BSU 4th	14:57	MATTISON 1 yd run (HOGGARTH kick)	11-59	5:16	17-17
BSU 4th	09:22	SHAKIR 49 yd pass from RYPIEN (HOGGARTH kick)	7-83	2:31	17-24

TEAM STATS

	Fresno St.	Boise St.
First Downs	22	24
Rushing Att-Yards	28-107	44-179
Passing Cmp-Att-Yds	24-35-283	24-30-269
Total Plays-Yards	63-390	74-448
Fumbles-Lost	1-0	0-0
Penalties-Yards	9-61	4-45
Punts-Yards	4-159	2-69
Average	39.8	34.5
Net	38.2	24.5
Punt Returns (#-Yds-TD)	0-0-0	2-6-0
Kickoff Returns (#-Yds-TD)	3-54-0	3-74-0
Interceptions-Yards-TD	1-33-0	0-0-0
Fumble Ret-Yards-TD	0-0-0	0-0-0
Time of Possession	25:34	34:26
3rd Downs	2-of-10	10-of-16
4th Downs	1-of-2	1-of-2
Sacks By	1-3	3-24

INDIVIDUAL LEADERS

Rushing (att-yds-TD):
FS - Jordan Mims (8-47-0)
BSU - Alex Mattison (30-144-2)
Passing (cmp-att-int-yds-TD):
FS - Marcus McMaryion (24-35-0-283-1)
BSU - Brett Rypien (24-29-1-269-1)
Receiving Yards (no-yds-TD):
FS - KeeSean Johnson (8-95-1)
BSU - A.J. Richardson (5-66-0)
Defense (ST-AT-TT-TFL-Sack):
FS - Jeff Allison (7-7-14-0-0-0-0)
BSU - Kekoa Nawahine (5-5-10-0-0-0-0)
Interceptions (no-yds-TD):
FS - Juju Hughes (1-33-0)
BSU - None

BOISE, Idaho – No. 16/17 Fresno State fell to Boise State 24-17, losing its first Mountain West game of the season on Friday night at Albertsons Stadium after a furious second half comeback by the Broncos who registered 21 unanswered points. The Bulldogs (8-2, 5-1 MW) totaled 390 yards of offense, passing for 283 yards while Boise State (8-2, 5-1 MW) finished the game with 448 yards of offense, the most allowed by Fresno State this season.



Senior quarterback Marcus McMaryion threw for one touchdown and connected on 24-of-35 passes for 283 yards. Senior wide receiver KeeSean Johnson matched his season-high of eight receptions and finished with a team-high 95 yards. Johnson scored the Bulldogs' first touchdown of the night, a three-yard reception. On the ground, sophomore running back Ronnie Rivers had 33 yards on seven carries and scored the Bulldogs' lone rushing touchdown which gave the 'Dogs a 17-3 lead early in the third quarter.

Junior linebacker Jeff Allison led the team on defense with 14 tackles, seven solo. The 'Dogs grabbed their 16th interception of the season as junior free safety Juju Hughes had the only turnover of the game. It was his fourth career interception and third of the season. The Bulldog defense has forced 22 turnovers on the season while surrendering just seven.

How It Happened

Brett Rypien opened the game with a 41-yard pass to Sean Modster on the first play from scrimmage to put Boise State on the Fresno State 30-yard line. After that, the Bulldogs defense tightened up and the Broncos settled for a Haden Hoggarth 50-yard field goal attempt that sailed wide left.

After the Broncos forced a punt on the Bulldogs' first offensive drive, they moved the ball down inside the red zone. But again, BSU settled for a field goal attempt but this attempt was true, connecting on a 35-yard attempt for a 3-0 lead and 6:37 left on the clock in the first quarter.

Late in the first quarter, Fresno State's offense got things going, using just four plays to flip the field and get the ball into the red zone following a 38-yard reception by Johnson. Two plays later, McMaryion found Johnson for a three-yard score to give the 'Dogs a 7-3 lead with 14:12 remaining in the second quarter.

With Boise State methodically marching down the field, the Bulldogs' defense stood tall inside the red zone, on the 15th play of the Broncos' drive, they lined up for a field goal on fourth-and-3 at the 12-yard line, but the Broncos opted for trickery. On the fake, James Bailey snuffed it out and wrapped the legs of Hoggarth to stop them short and turn the ball over on downs. On Fresno State's ensuing possession, the 'Dogs moved the ball 66 yards on 10 plays, but missed a 38-yard field goal attempt.

With the Broncos looking to take advantage of the missed field goal before the half, Juju Hughes picked off Rypien in the end zone to end the threat and left the offense with 1:14 to capitalize. The 'Dogs drove it 37 yards and gave Asa Fuller an attempt of 47 yards that he snuck inside the right upright to give the Bulldogs a 10-3 lead as time expired on the first half.

Fresno State opened up the second half with the ball, and as they did they did the previous three games, they manufactured points. The 'Dogs went 75 yards on seven plays and extended its lead to 14 with Rivers capping the drive with a one-yard touchdown plunge on fourth down.

From that point on, it was all Boise State. Down 17-3, the Broncos answered the Bulldogs first possession score with a TD of their own using a 12-play drive to pull their deficit back to seven, 17-10. The linchpin of the drive was registering 15 yards on third-and-16 from the FS 47-yard line that was followed by a fourth down conversion. Alex Mattison capped the drive with a seven-yard run. It was the first score for a Bulldog opponent on their opening possession of the second half this season.

At the 14:57 mark in the fourth quarter, Boise State tied the game 17-17. The Broncos moved the ball 58 yards down to the one-yard line at the close of the third quarter and Mattison knotted the game with a one-yard score to start the fourth. The Broncos struck again with 9:22 remaining in the game for the go-ahead score, 24-17, as they moved the ball 34 yards before Rypien found Khalil Shakir down the middle for a 49-yard touchdown on third-and-8 to take the lead.

Fresno State moved the ball into Boise State territory on their final two possessions. The first try fell short as a 50-yard field attempt was blocked on fourth-and-10 from the 30-yard line. The 'Dogs forced a three-and out and got the ball back for once last chance with 5:11 on the clock. The 'Dogs made it as far as the Boise State 29-yard line, but on fourth-and-11 McMaryion's pass attempt down the middle for Johnson was broken up to seal the game for Boise State.