



FRESNO STATE FOOTBALL

- 2018 GAME NOTES -

Football Contact: Matt Burkholder, Director of Communications

Office: 559-278-6186 (direct)

Cell: (559) 862-3771

Twitter: FresnoStateFB

E-mail: mburkholder@csufresno.edu

Website: gobulldogs.com

Instagram: Fresno_State_Football

Secondary Football Contact: Josh Mitchell, Assistant Director of Communications

Office: 559-278-7301 (direct)

Cell: (559) 389-1960

E-mail: jomitchell@csufresno.edu

Hawai'i (6-3, 3-1 MW) at Fresno State (6-1, 3-0 MW)

Game No. 8 / MW Game No. 4 ~ *Homecoming Game*

Oct. 27, 2018 • Bulldog Stadium (40,727) • Fresno, Calif. • 7:30 p.m. PT

Radio: 940 AM ESPN/1600 AM ESPN Deportes | TV: ESPN2 | Stream: watchespn.com | Live Stats: gobulldogs.com

QUICK FACTS

COACHES:

Jeff Tedford (Fresno State, 1992)

Fresno State Record.....16-5 (2nd season)

Career Record.....98-62 (13th season)

Nick Rolovich (Hawai'i, 2004)

Hawai'i Record.....16-19 (3rd season)

Career Record.....Same

SERIES: Fresno State leads, 27-22-1

Last time:FS (A) def. UH (H) 31-21, 11/11/17

OFFENSIVE QUICK FACTS:

	Fresno St. (conf. rk.)	Hawai'i (conf. rk.)
Scoring	38.0 (#3)	34.9 (#4)
Rushing	135.6 (#9)	133.1 (#10)
Passing	272.1 (#4)	307.0 (#3)
Total	407.7 (#7)	440.1 (#2)
KO Return	17.6 (#11)	20.4 (#6)
3rd-DN Conv.	50.0% (#2)	33.9% (#8)
4th-DN Conv.	6-of-8 (#1)	15-of-25 (#5)

DEFENSIVE QUICK FACTS:

	Fresno St. (conf. rk.)	Hawai'i (conf. rk.)
Scoring	12.6 (#1)	32.9 (#9)
Rushing	124.9 (#4)	179.1 (#9)
Passing	173.3 (#1)	246.4 (#8)
Total	298.1 (#1)	425.6 (#8)
Net Punting	40.9 (#1)	38.5 (#4)
Opp. 3rd-DN Conv.	27.5% (#1)	41.2% (#11)
Opp. 4th DN Conv.	9-of-15 (#7)	13-of-18 (#10)

Media Coverage

TV: ESPN2

Play-by-Play: Dave LaMont; Analyst: Ray Bentley; Sideline: Olivia Dekker

RADIO: 940 AM ESPN Radio; Gameday Live (4:30 p.m.); Pregame Show (6:30 p.m.)

Play-by-Play: Paul Loeffler; Analyst: Pat Hill; Sideline: Cameron Worrell

ESPN Deportes (1600 AM) in Spanish

Play-by-Play: Jesse Beltran; Analyst: Octavio Duarte

SATELLITE RADIO: Sirius: n/a; XM: n/a; Internet Radio: Ch. 983

Headlines

→ Fresno State is receiving votes in both national polls. They are receiving the 29th-most votes in the AP Top 25 poll and the 31st-most votes in the USA Today Coaches Poll.

→ Fresno State has won five-straight games, their longest streak since 2013 (10), and have won 15 of its last 18 games overall.

→ Fresno State is the national leader in scoring defense, 12.6 points per game allowed, and is limiting conference opponents to 4.3 points per game (three games).

→ Fresno State and LSU share the nation's lead in limiting opponents under 30 points in consecutive games - they share that lead with 18 straight games.

→ If KeeSean Johnson (226) makes eight receptions against Hawai'i, he will surpass Davante Adams (233) and become the program's all-time leader in career receptions.

→ Fresno State has not turned the ball over since a 2Q fumble on Oct. 6 at Nevada. Fresno State has won the turnover battle five times, tied it once, and lost it once. Fresno State's only defeat this season is when they lost the turnover battle against Minnesota.

→ Matchup to watch: Hawai'i is tied for the nation's lead in TD passes (31) and is one of 18 teams in that nation averaging 300-plus yards passing, going against a Bulldog defense that is holding opponents to the 13th-least amount of passing yards per game (173.3) in the nation and to a 6 TD/13 INT ratio. No other team in the Mountain West has forced more interceptions than allowed passing touchdowns.

→ The Fresno State secondary will face off against RS junior WR John Ursua, who leads the nation with 1,013 receiving yards and 14 receiving touchdowns. Fresno State owns the T-2nd most interceptions in the nation (13).

2018 FRESNO STATE SCHEDULE

Date	Opponent [TV]	Opponent Ranking!	Time/Result	Opp. Record	Series	Note
Sept. 1	Idaho	-	W, 79-13	3-4	12-4	Bulldogs tally most points since 1991 in season-opening win
Sept. 8	at Minnesota [FS1]	-	L, 21-14	3-4	0-1	Fresno State loses heartbreaker in contest that came down to final minute
Sept. 15	at UCLA [FS1]	-	W, 38-14	2-5	3-6	'Dogs defeat UCLA on the road for third-straight win over the Bruins
Sept. 22	BYE WEEK	-	-	-	-	-
Sept. 29	Toledo [ESPNU]	-	W, 49-27	3-4	3-1	'Dogs rebound from 13-7 deficit and score 42-straight to runaway with win
Oct. 6	at Nevada^ [ESPNU]	-	W, 21-3	4-4	29-20-1	Kept opponent out of the end zone for first time since at SDSU (10/21/17)
Oct. 13	Wyoming^ [ESPNU]	-	W, 27-3	2-6	7-5	Defense holds opponent to just 3 points for second-straight week
Oct. 20	at New Mexico^ [ESPNU]	-	W, 38-7	3-4	13-4	FS extends win streak over Lobos to 7-straight/longest win streak against any MW team
Oct. 27	Hawai'i^ [ESPN2]	-	7:30 p.m.	6-3	27-22-1	The Bulldogs have won six of their last seven contests versus UH
Nov. 3	at UNLV^ [CBSSN]	-	7:30 p.m.	2-5	13-7	FS seeks first win at UNLV since 1996, 0-2 since
Nov. 9	at Boise State^ [ESPN2]	-	7:15 p.m.	5-2	6-4	Split two matchups in 2017; fell in MWC game on Dec. 2
Nov. 17	San Diego State^ [CBSSN]	RV/RV	7:30 p.m.	6-1	24-29-4	The winner has represented the West Division in all five MW Championship games
Nov. 24	San Jose State^ [ESPN Network*]	-	TBA	0-7	41-37-3	'Dogs seek 42nd win vs. its longest-running rival in 2018

Key: ^-MW Game; *-ESPN, ESPN2, ESPNNews, ESPNU or ESPN3; !-AP Poll/USA Today Coaches Poll (week 9 rankings)

REFERENCE: "Fresno State" (never: FSU, FRES, CSUF, Fresno State University or just "Fresno"); ABBREVIATIONS: Fresno St. or FS



MEDIA INFORMATION

Media Availability

Interviews for Bulldog players and coaches will be coordinated through the Fresno State Athletics Communications Office 24 hours in advance to ensure availability.

Contact Matt Burkholder at (559) 278-6186 to make arrangements for interviews with student-athletes and coaches. Freshmen (both true and redshirt) along with any other newcomers to the program will not be allowed to do interviews until after they play in their first game, per team rules.

In-Season Media Interview Schedule

Sunday:

No media.

Monday:

Head Coach Jeff Tedford weekly press conference.

Tuesday:

Players day: players after practice.

Wednesday/Thursday:

Head Coach Jeff Tedford and assistants after practice.

Friday:

No media.

Saturday:

Post-game only.

Weekly Media Conference

Fresno State's weekly media conference will be held at 11 a.m. in the Josephine Theater inside the Duncan Building on Mondays during the football season. The press conference is open to credentialed members of the media only. The media conference can be viewed live via the Mountain West Network.

ESPN Coaches Show

The weekly radio show airs live on ESPN Radio (940 AM) with host Paul Loeffler. The Elbow Room hosts the show from 6-7 p.m. each Wednesday of a game week.

Football Email List

If you would like to be added to the Bulldog football email list to receive breaking news about the team, please contact Matt Burkholder.

Fresno State Athletics Communications

5305 N. Campus Drive

Mail Stop 27

Fresno, CA 93740

Phone: (559) 278-6873

Tickets: (559) 278-DOGS (3647)

Press Box: (559) 278-5959

ATHLETICS COMMUNICATIONS:

FB Contact.....Matt Burkholder

Email.....mburkholder@csufresno.edu

Office.....559-278-6186

Cell.....559-862-3771

Secondary Contact.....Josh Mitchell

Email.....jomitchell@csufresno.edu

Office.....559-278-7301

Cell.....559-389-1960

gobulldogs.com

collegepressbox.com
SINCE 2005 EVERYTHING BUT THE PRE-GAME MEAL

Fresno State and Hawai'i face each other for 51st meeting

Saturday's game will be the 51st meeting all-time between the Bulldogs and Rainbow Warriors. Fresno State currently leads the series 27-22-1 and have won five of its six previous meetings as Mountain West foes.

The 'Dogs enter the game 14-8-1 at home against Hawai'i and have a 13-14 mark on the road.

Fresno State vs. Hawai'i MW Meetings

Meeting	W/L	Score	Site
Nov. 11, 2017	W	31-21	UH
Nov. 19, 2016	L	14-13	FS
Nov. 21, 2015	W	42-14	UH
Nov. 29, 2014	W	28-21	FS
Sept. 28, 2013	W	42-37	UH
Nov. 2, 2012	W	45-10	FS

Both programs have been in the same conference since 1992 when Fresno State joined the WAC. In conference matchups the 'Dogs own a 14-12 advantage, in part to its 5-1 record against UH since both schools joined the Mountain West in 2012. The inaugural game was in 1938, a 15-13 Fresno State victory.

Hawai'i squeaked past the 'Dogs, 14-13, in its last trip to Fresno in 2016 as the Bulldogs' 43-yard game-winning field goal attempt by Kody Kroening was blocked in the final seconds. The Bulldogs downed the Rainbow Warriors, 31-21, last season on the Island and upped their road win streak against UH to five games (2009, '11, '13, '15, '17).

→ The Bulldogs have only squared off versus two other teams more times than the Rainbow Warriors (San Jose State-81 & San Diego State-57).

Scouting the Hawai'i Rainbow Warriors

Hawai'i enters Saturday night's contest in Fresno versus the Bulldogs with a 6-3 overall record and a 3-1 mark in the Mountain West coming off its first MW setback losing at home to Nevada, 40-22 last week.

Under the direction of third-year head coach Nick Rolovich, the Rainbow Warriors started off the season 6-1 and remains one win shy of bowl eligibility having lost the last two games. UH needs seven wins to clinch a bowl due to its 13-game regular season schedule.

Hawai'i is currently second in the MW and 37th nationally in total offense averaging 440.1 yards per game. They average 307.0 yards passing per game (3rd/15th) and 133.1 yards rushing per game (10th/105th). The Rainbow Warriors are fourth in the MW in scoring offense at 34.9 ppg.

Redshirt sophomore quarterback Cole McDonald leads the MW and ranks fourth nationally with 2,607 passing yards while his 29 passing touchdowns rank second in the nation only trailing Ohio State's Dwayne Haskins by one. Redshirt junior wide receiver John Ursua leads the nation with 1,013 receiving yards and 14 receiving touchdowns. Three other Rainbow Warriors also each have 30 or more receptions and 300 or more yards as junior WR Cedric Byrd has added eight touchdowns. On the ground, the Rainbow Warriors split carries three-ways as Dayton Furuta, Fred Holly III and McDonald have combined for 83.2 percent of the carries, 85.9 percent of the rushing yards and eight of Hawai'i's nine rushing touchdowns.

Hawai'i Quick Facts

2017 Letterwinners Returning: 43 (16 off., 23 def., 4 specialists)

2017 Starters Returning: 11 (3 off., 5 def., 3 spec.)

Offensive/Defensive Sets: Run-N-Shoot / 4-3

Last Bowl: 2016 Hawai'i Bowl

Location: Honolulu, Hawai'i

Founded: 1907

Enrollment: 18,000

Conference: Mountain West (West Division)

Nickname: Rainbow Warriors

Colors: Green, Black, White, Silver

Stadium (year built): Aloha Stadium (1975)

Stadium Capacity/Surface: 50,000/Synthetic Infilled Turf

On the defensive side of the ball, the Rainbow Warriors rank eighth in the MW in total defense allowing 425.6 yards per game and are ninth in scoring defense at 32.9 points per game. Redshirt senior linebacker Jahlani Tavai has a team-high 82 tackles to go along with 5.5 tackles for loss, two sacks, two pass breakups, one forced fumble and one blocked kick.



Revisiting the 2017 Fresno State-Hawai'i matchup

Despite a 41-minute lightning delay in the first half, the Bulldogs downed Hawai'i, 31-21 on the Island in 2017.

Winning for the fifth-straight time at Hawai'i, the Bulldogs were fueled by a tenacious defense that held the Rainbow Warriors to 272 yards of total offense. The Bulldogs' offense posted 401 total yards, 226 via the pass game and 175 on the ground.

Quarterback Marcus McMaryion was 19-of-36 for 226 yards (four touchdowns and two interceptions), with his top target being since-departed Da'Mari Scott and recent addition to the active 53-man roster for the Cleveland Browns, who had a team-high seven receptions (for 82 yards). KeeSean Johnson posted two touchdowns on six catches and a team-best 91 yards. The run game was split evenly between Jordan Mims' 12 carries, Ronnie Rivers' 11 carries and Josh Hokit's 10 carries. Mims led the group with 55 yards.

Tobenna Okeke, who went through training camp with the Tennessee Titans this past August, wreaked havoc on the defensive side of the ball, posting three sacks and forcing two fumbles. James Bailey led the team with nine tackles while Jeff Allison and George Helmuth posted eight apiece.

→ Fresno State earned its second victory in 44 days on the Island having traveled back for the Hawai'i Bowl defeating Houston 33-27 on Dec. 24.

Bulldogs on a hot streak

With their win over New Mexico on Saturday, the 'Dogs have now won five straight games since their lone loss of the season, at Minnesota on Sept. 8.

It is Fresno State's longest winning streak since 2013 when they started that season with 10 straight wins. The 'Dogs did win four straight games twice in 2017, but suffered losses to UNLV and Boise State that saw those streaks come to an end.

Coach Tedford won five or more straight games in the same season four times at Cal, in 2004, 2005, 2006 & 2007. His longest winning streak came in 2006 as the Golden Bears reeled off a eight-game winning streak after a season-opening loss at No. 23 Tennessee.

3-0 conference start

With the 'Dogs win over New Mexico, Fresno State is off to its third 3-0 start in Mountain West action since joining in 2012 (2013/2017). The 'Dogs started last season 4-0 in MW play before falling at home to UNLV for their lone conference loss of the season and started conference play 7-0 in 2013.

→ Fresno State remains undefeated on the road in regular season Mountain West games under Jeff Tedford (6-0).

Dominance in league play

Through three games of Mountain West play, Fresno State's defense has elevated its play even more than its first four games, allowing just 4.3 points per game during its last three outings. The 13 points allowed is the least through its first three conference games in the football modern era (1973+).

POINTS ALLOWED THROUGH 3 CONFERENCE GAMES (MODERN ERA)

1. 2018 - 13
2. 1988 - 20
3. 1989 - 21
4. 1990 - 30
5. 2017 - 31

Fifth fastest date to bowl-clinching

Clinching bowl eligibility on Oct. 20 with the win over the Lobos, it was the fifth-earliest date on the calendar the 'Dogs have done that in program history. The earliest date came on Oct. 13 in 2001 followed by Oct. 14 in 1989 and Oct. 19 in 1991 and 2013.

QUICK FACTS (entering 2018)

GENERAL INFORMATION:

Location.....	Fresno, Calif.
Founded.....	1911
Enrollment.....	25,200
President.....	Dr. Joseph I. Castro
Director of Athletics.....	Terry Tumey
Senior Woman Administrator.....	Carrie Coll
Colors.....	Red and Blue
Nickname.....	Bulldogs
Conference.....	Mountain West

TEAM HISTORY:

First Year of Football.....	1921
Seasons.....	96
All-Time Record.....	599-423-27
All-Time Home Record.....	374-174-14
Away Record.....	213-232-13
Neutral Record (not including bowl games).....	0-2
All-Time Bowl Record.....	13-15

All-Time Mountain West Games Only.....	28-20
Conference Championships.....	27
Last Conference Championship.....	2013-Mountain West
MW Conference Championships (since 2012).....	2
MW Division Titles (since 2013).....	3
Bowl Appearances.....	28
Last Bowl.....	2017-Hawai'i Bowl

STADIUM INFORMATION:

Name.....	Bulldog Stadium (40,727)
Surface.....	FieldTurf
Completed.....	1980 (Beginning 38th Full Season)
First Game.....	Nov. 25, 1980 vs. Montana State
Record in Stadium.....	173-55-2
Largest Crowd.....	42,881 (5x in 2001)
Number of 40,000-plus crowds.....	33
Last 40,000-plus crowd.....	9/13/14 vs. Nebraska (41,031)
Press Box Phone.....	(559) 278-5959

TEAM INFORMATION:

2017 Overall Record.....	10-4
2017 Mountain West Record (Finish).....	7-1 (1st, West)
2017 Bowl.....	Hawai'i Bowl
2017 Final Ranking.....	AP (RV) Coaches Poll (RV)
Starters Returning/Lost.....	17/8
Offense: 8/3 Defense: 7/4 Special Teams: 2/1	
Lettermen Returning/Lost.....	43/15
Offense: 21/5 Defense: 20/9 Special Teams: 2/1	
Base Offense.....	Pro-Style
Base Defense.....	4-3

WHERE ARE THEY?

FIELD:

Head Coach: Jeff Tedford

Assistants: Jamar Cain, Jamie Christian, Lucas Gingold, Ryan Grubb, Kirby Moore, Scott Thompson, Kenwick Thompson, J.D. Williams

PRESS BOX:

Offensive Coordinator: Kalen DeBoer

Defensive Coordinator: Bert Watts



AROUND THE MOUNTAIN WEST

2018 MW Standings

Mountain Division	MW		Overall	
	W	L	W	L
Utah State	3	0	6	1
Boise State	3	1	5	2
Colorado State	2	2	3	5
New Mexico	1	2	3	4
Air Force	1	3	3	4
Wyoming	0	4	2	6

West Division	MW		Overall	
	W	L	W	L
Fresno State	3	0	6	1
San Diego State	3	0	6	1
Hawai'i	3	1	6	3
Nevada	2	2	4	4
UNLV	0	3	2	5
San Jose State	0	3	0	7

Mountain West Records

(Since Fresno State Joined MW in 2012)

	MW		Overall	
	W	L	W	L
Boise State	41	11	66	21
San Diego State	41	10	62	25
Colorado State	31	21	45	38
Air Force	27	25	44	39
Utah State*	26	17	40	32
Fresno State	31	20	45	39
Nevada	23	29	37	46
New Mexico	17	34	33	48
Wyoming	20	31	32	49
San Jose State*	15	27	21	45
Hawai'i	12	40	26	58
UNLV	17	35	25	56

* denotes team joined MW in 2013

Mountain West Records - Home Games only

(Since Fresno State Joined MW in 2012)

	Overall	
	W	L
Boise State	36	4
San Diego State	36	11
Air Force	29	11
Utah State*	25	9
Fresno State	27	12
Colorado State	26	13
Nevada	22	18
Wyoming	22	20
New Mexico	19	23
Hawai'i	21	24
San Jose State*	13	18
UNLV	17	25

* denotes team joined MW in 2013

It's just Fresno State and LSU

After 21 total games in the Tedford era, the defense has actually been the hallmark of the "quarterback guru's" tenure. Fresno State has allowed opponents to 16.1 points per game under Tedford. Furthermore, the Bulldogs have not allowed an opponent to score 30 or more points since Sept. 16, 2017 at Washington (L, 48-16), a stretch of 18 straight games which is tied for the nation's longest streak with LSU.

→ Fresno State is one of four teams in the FBS to own a streak of double-digit games allowing 30 points or less.

CONSECUTIVE GAMES ALLOWING 30 POINTS OR LESS

Fresno State: 18
LSU: 18
Clemson: 12
Florida State: 11

Field Position Advantage

In seven games, Fresno State has yet to have a game where it faced longer fields than its opponent. The closest it has come to that is an exact tie on Sept. 29 versus Toledo when both team's average field position start was at its own 28-yard line.

AVERAGE FIELD POSITION START

Gm 1: FS-own 43 | Idaho-own 26
Gm 2: FS-own 30 | Minn.-own 19
Gm 3: FS-own 33 | UCLA-own 29
Gm 4: FS-own 28 | Toledo-own 28
Gm 5: FS-own 32 | Nevada-own 22
Gm 6: FS-own 36 | Wyoming-own 15
Gm 7: FS-own 29 | UNM-own 20

Lots of green in front: The Bulldogs' opponents this season have faced drives starting inside their own 20-yard line 27 times and have faced drives starting inside their own 10-yard line 14 times.

Not so secret weapon

One of the Bulldogs' top assets through seven games has been punter Blake Cusick. The junior has placed 58.8 percent (20-of-34) of his punts inside the opponents' 20-yard line forcing teams to put together sustained drives to score points. Only five punts have been returned for a total of 19 yards.

- Seven punts have been placed inside the opponents' 10-yard line.
- Fresno State ranks first in the MW and 19th in the nation in net punting at 40.9 yards.
- Through seven games, Cusick has an average of 43.2 yards per punt which ranks sixth in the Mountain West.
- Nine of Cusick's punts have gone for 50-plus yards, including a career-long 72-yarder at Nevada.

Winning the halftime adjustments

Fresno State, who has received the ball to open the second half six times this year, have marched down the length of the field three times for touchdowns to open second half scoring, most recently against New Mexico last time out. The Bulldogs used 6:28, their longest scoring drive of the season, to open the second half at New Mexico to push their lead to 31-7.

On the flip side, the defense is also making the right halftime adjustments to confuse the opposition's offense. Seven games into the season, the Bulldogs have not allowed their opponent to score with its first possession of the second half. In total, opponents have compiled three first downs and 46 total yards with their first touch of the ball.

2H Opp. 1st Drives	Pts.	1st Downs	Yds
Idaho	0	0	6
Minnesota	0	0	9
UCLA	0	0	0
Toledo	0	1	9
Nevada	0	0	1
Wyoming	0	0	-4
New Mexico	0	2	25

→ Fresno State is outscoring its opponents in the third quarter, 92-14. It is the largest point differential of any quarter of the game (+78).

QTR. BY QTR. SCORING

Quarter	FS	Opp.	Differential
1st:	52	23	+29
2nd:	80	26	+54
3rd:	92	14	+78
4th:	42	25	+17



First down, Bulldogs!

Fresno State generated a season-high 29 first downs during its seventh contest of the season last Saturday at New Mexico. It was the most first downs the Bulldogs' offense produced in a single-game since defeating Hawai'i 42-14 on Nov. 14, 2015. In that game the 'Dogs generated 455 yards offense, possessed the ball 37:13 and went 10-of-18 on third downs. Likewise, at New Mexico last Saturday, Fresno State generated 433 yards offense, possessed the ball 37:42 and went 9-of-16 on third downs.

Fresno State tallied 29 first downs in an earlier game at Nevada on Nov. 22, 2014 (W, 40-20), and the last time Fresno State broke the 30+ threshold was on Sept. 26, 2014 - the last time the Bulldogs traveled to New Mexico - posting 30 first downs in that game in a 35-24 win.

Avoiding 3rd-and-longs

Fresno State's offense converted 9-of-16 third downs (56.2 percent) against New Mexico, which rose its season average to 50 percent (49-of-98). Through the first three quarters against the Lobos, holding a 38-7 lead, the Bulldogs were 8-of-12, until a 1-of-4 clip in the last frame. During the final quarter of play, Fresno State faced its one and only third-and-long of night.

GAME-BY-GAME

3RD DOWN CONV. %

Idaho: 61.5% (8-of-13)
 Minnesota: 42.9 % (6-of-14)
 UCLA: 66.7% (12-of-18)
 Toledo: 50.0% (5-of-10)
 Nevada: 23.0% (3-of-13)
 Wyoming: 42.9% (6-of-14)
 New Mexico: 50.0% (9-of-16)

The Bulldogs had their poorest outing on third downs at Nevada on Oct. 6 converting just 3-of-13 and produced a season-low 271 yards offense, but faced five situations of third-and-10 or more - more than the previous four games combined. Since that game at Nevada, the Bulldogs have faced just three third-and-longs since.

With one of the top third down conversion rates in the country, a part of that is due to Fresno State being faced with third-and-long only 12 times of the 98 times they've faced a third down.

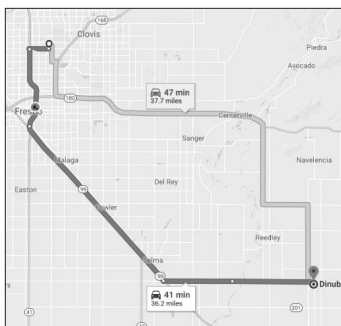
OF 3RD-10 PLUS SITUATIONS

Idaho: 2
 Minnesota: 2
 UCLA: 0
 Toledo: 0
 Nevada: 5
 Wyoming: 2
 New Mexico: 1

→ The Bulldogs own the seventh-best third down conversion percentage in the FBS.

That's our quarterback

They call him Dinuba (die-new-bah). Marcus McMaryion, often called Dinuba by his teammates, returned to the Central Valley last season to play for the Bulldogs after three seasons at Oregon State. He was 9-2 as the starter, leading the Bulldogs to an appearance in the MW Championship game and a Hawai'i Bowl victory against Houston after getting his first Bulldog start on Sept. 30, 2017 vs. Nevada. McMaryion accomplished all that after joining the team on Aug. 12, 2017, midway into training camp. He was eligible immediately as a graduate transfer. Now, with a full spring, summer and fall camp under his belt, the sky is the limit.



Since becoming the first Bulldog quarterback to complete better than 60 percent of his passes in a season since Derek Carr (2013) last year, McMaryion is even more accurate in 2018 completing 70.8 percent of his throws, going 150-of-212 over seven games.

- McMaryion's completion percentage (70.8%) ranks 8th in the FBS while only three of the seven in front of him have more attempts.
- McMaryion enters the Hawaii game with 110 consecutive pass attempts without throwing an interception. He has tossed just two over seven games on 212 attempts this season.
- Marcus McMaryion passed for a 66.7 completion percentage (20-of-30) against New Mexico. He has posted a completion percentage 66.7 or better in all seven games this season. 66.7 percent tied his lowest output tossed against UCLA (22-of-33)
- McMaryion owns seven rushing TDs in seven games. He is one of 10 FBS quarterbacks with seven or more rushing TDs in 2018. The nation lead is nine (three individuals).

→ McMaryion is 15-3 as a starting quarterback at Fresno State.

FRESNO STATE UNDER JEFF TEDFORD

CATEGORY..... 2018... AT FS

Record.....	6-1	16-5
MW.....	3-0	10-1
Non-Conference.....	3-1	5-3
Bowl games.....	0-0	1-0
Home.....	3-0	8-1
Away.....	3-1	7-4
Neutral.....	0-0	1-0
Day.....	1-0	5-2
Night (6 p.m. or later).....	5-1	11-3

AT&T SportsNet/ROOT Sports.....	0-0	3-1
CBS Sports Network.....	0-0	2-0
ESPN.....	0-0	1-1
ESPN2.....	0-0	1-1
ESPN3/WatchESPN.....	0-0	1-0
ESPNU.....	4-0	4-0
FS1.....	1-1	1-1
KSEE-24.....	0-0	1-0
Pac-12 Network.....	0-0	0-1

Scoring First.....	5-0	13-1
Opponent Scores First.....	1-1	3-4
Leading at Half.....	6-0	16-1
Trailing at Half.....	0-1	0-3
Tied at the Half.....	0-0	0-1
Leading after Third.....	6-0	14-1
Trailing after Third.....	0-1	0-3
Tied after Third.....	0-0	2-1
Overtime Games.....	0-0	0-0
Scoring less than 20 pts.....	0-1	1-5
Scoring 20-29 pts.....	2-0	6-0
Scoring 30+ pts.....	4-0	9-0
Allowing less than 20 pts.....	5-0	12-1
Allowing 20-29 pts.....	1-1	4-2
Allowing 30+ pts.....	0-0	0-2

Rushing for less than 100 yds.....	1-1	2-2
Rushing for 100-199 yds.....	4-0	11-3
Rushing for 200+ yds.....	1-0	3-0
Passing for less than 200 yds.....	0-0	4-3
Passing for 200-299 yds.....	5-1	7-2
Passing for 300+ yds.....	1-0	5-0

Totalling less than 300 yds.....	1-1	1-3
300-399 yds. of total offense.....	1-0	5-2
400+ yds of total offense.....	4-0	10-0

Allowing less than 100 yds. rushing.....	0-0	4-1
Allowing 100-199 yds. rushing.....	6-1	12-3
Allowing 200+ yds. rushing.....	0-0	0-1
Allowing less than 200 yds. passing.....	4-1	8-3
Allowing 200-299 yds. passing.....	2-0	8-1
Allowing 300+ yds. passing.....	0-0	0-1

Allowing less than 300 yds. total off.....	3-0	7-0
Allowing 300-399 yds. total off.....	3-1	8-3
Allowing 400+ yds. total off.....	0-0	1-2

Having 100-yd. rusher.....	0-0	2-0
Opp. have 100-yd. rusher.....	0-0	1-1

No turnovers.....	3-0	8-0
1-2 turnovers.....	3-1	7-5
3 or more turnovers.....	0-0	1-0
No takeaways.....	0-0	2-2
1-2 takeaways.....	3-1	9-3
3 or more takeaways.....	3-0	5-0

30:00+ min. of possession.....	5-0	12-1
Under 30:00 min. of possession.....	1-1	4-4

Winning the coin toss.....	3-1	7-1
Losing the coin toss.....	3-0	9-4

Receiving opening kickoff.....	1-0	6-3
Kicking off to start the game.....	5-1	10-2



FS GAME-BY-GAME

2018 OFFENSE GAME-BY-GAME

RUSHING

Game	Att.	Yds.	TD	Long
UI	44	239	7	27
@Minn	24	87	0	22
@UCLA	52	150	4	15
TOL	38	186	2	22
@NEV	24	30	1	8
WYO	33	104	2	26
@UNM	44	153	2	16
UH	-	-	-	-
@UNLV	-	-	-	-
@BSU	-	-	-	-
SDSU	-	-	-	-
SJSU	-	-	-	-

PASSING

Game	Passes	Yds.	TD	Long
UI	29	247	0	44
@Minn	34	212	2	45
@UCLA	33	270	1	45
TOL	32	386	4	55
@NEV	28	241	2	69
WYO	32	287	2	35
@UNM	30	280	3	34
UH	-	-	-	-
@UNLV	-	-	-	-
@BSU	-	-	-	-
SDSU	-	-	-	-
SJSU	-	-	-	-

2018 DEFENSE GAME-BY-GAME

RUSHING DEFENSE

Game	Att.	Yds.	TD	Long
UI	32	102	1	15
@Minn	45	132	2	11
@UCLA	31	122	1	16
TOL	40	137	0	36
@NEV	43	132	0	15
WYO	30	104	0	12
@UNM	33	148	0	19
UH	-	-	-	-
@UNLV	-	-	-	-
@BSU	-	-	-	-
SDSU	-	-	-	-
SJSU	-	-	-	-

PASSING DEFENSE

Game	Passes	Yds.	TD	Long
UI	33	205	1	73
@Minn	26	175	0	25
@UCLA	24	151	1	45
TOL	31	238	3	54
@NEV	43	195	0	18
WYO	32	117	0	25
@UNM	32	132	1	26
UH	-	-	-	-
@UNLV	-	-	-	-
@BSU	-	-	-	-
SDSU	-	-	-	-
SJSU	-	-	-	-

SACKS/TFLS

Game	Sacks	Yds.	TFL	Yds.
UI	1.0	6	4.0	18
@Minn	1.0	6	4.0	11
@UCLA	1.0	1	3.0	3
TOL	5.0	40	9.0	48
@NEV	4.0	28	9.0	33
WYO	1.0	1	2.0	6
@UNM	0.0	0	2.0	7
UH	-	-	-	-
@UNLV	-	-	-	-
@BSU	-	-	-	-
SDSU	-	-	-	-
SJSU	-	-	-	-

Nation Leader: 43 and counting

Since his redshirt freshman season in 2015, senior KeeSean Johnson has been a steady pass catcher for Bulldog quarterbacks - actually the best in that category in program history. The East Palo Alto native has just one game in his entire career where he has gone without a catch - at Ole Miss in 2015 as a redshirt freshman in his second career game. Since then, Johnson has caught at least one pass in 43 consecutive games. He shares that top spot with Temple's Ventell Bryant, but Johnson's overall productivity leads Bryant's as he owns 226 career receptions in comparison to Bryant's 150. Last season, Johnson surpassed the program's previous leader in consecutive games with a catch, Henry Ellard. Ellard, who was catching passes from Jeff Tedford in 1981-82, held the record previously catching passes in 34-straight games from 1979-82.

East Palo Alto keeping Fresno right

KeeSean Johnson, an East Palo Alto native, has been the Bulldogs' leading receiver over the past two seasons, and is working his way up the Fresno State record books by putting up consistent numbers over the years. He is chasing down fellow East Palo Alto native Davante Adams in the Fresno State record books. Johnson has risen to No. 3 on the program's all-time top 10 list for pass receptions in a career, which is led by Adams. The current Green Bay Packers' wide receiver is also one of three Bulldogs to ever surpass 3,000 yards receiving, another feat Johnson has his sights on. Currently, Johnson is one of 11 pass catchers to hit the 2,000-yard milestone in program history and sits at No. 8 overall with 2,782 yards.

- Johnson owns a team-best 46 receptions and 659 receiving yards in 2018.
- Johnson trails Charlie Jones' receiving yardage record of 3,344 by 562 yards. He would need to average 112.4 yds/gm over five games, 93.6 yds/gm over six games or 80.3 yds/gm over seven games to reach the program record.
- Johnson trails Davante Adams' pass reception record of 233 by seven catches.

PASS RECEPTIONS (CAREER)

		(To Match)
1.	Davante Adams, 2012-13	233 (7)
2.	Josh Harper, 2011-14	228 (2)
3.	KeeSean Johnson, 2015-Pres.	226 -
4.	Rodney Wright, 1998-01	222 -
5.	Isaiah Burse, 2010-13	209 -
6.	Bernard Berrian, 1999-03	199 -
7.	Brian Roberson, 1993-96	188 -
8.	Charlie Jones, 1992-95	187 -
9.	Charles Smith, 1998-01	171 -
10.	Larry Willis, 1983-84	142 -

RECEIVING YARDAGE (CAREER)

		(To Match)
1.	Charlie Jones, 1992-95	3,344 (562)
2.	Rodney Wright, 1998-01	3,274 (492)
3.	Davante Adams, 2012-13	3,030 (248)
4.	Brian Roberson, 1993-96	2,956 (174)
5.	Henry Ellard, 1979-82	2,947 (165)
6.	Josh Harper, 2011-14	2,938 (156)
7.	Bernard Berrian, 1999-03	2,849 (67)
8.	KeeSean Johnson, 2015-Pres.	2,782 -
9.	Isaiah Burse, 2010-13	2,503 -
10.	Charles Smith, 1998-01	2,368 -

FBS Active Career Leaders in Receptions

Rank	Player	No.
1	KeeSean Johnson, Fresno St.	226
2	T.J. Rahming, Duke	208
3	Olamide Zaccheaus, Virginia	203
4	Andy Isabella, Massachusetts	193
5	Scott Miller, Bowling Green	192

FBS Active Career Leaders in Receiving Yards

Rank	Player	No.
1	Cody Thompson, Toledo	2,952
2	Andy Isabella, Massachusetts	2,841
3	KeeSean Johnson, Fresno St.	2,782
4	Penny Hart, Georgia St.	2,734
5	Gatlin Casey, Middle Tenn.	2,587

Sharing the Wealth

It is no secret that Fresno State does not have a featured back, they have a trio that shares the wealth for a steady run attack in junior Josh Hokit, and sophomores Jordan Mims and Ronnie Rivers. Those three a season ago were 20 yards shy of having the eighth Bulldog team to have three rushers with 500 yards or more in a single season as Rivers fell short with 480. Looking back at the 2017 season, those three had two games where all three of them carried the ball double-digit times - Oct. 7 vs. San Jose State and Nov. 11 vs. Hawaii. Last week against New Mexico, all three picked up double-digit carries for the first time in 2018.



Plug and Play

In spite of Fresno State using three different lineups on the offensive line, the Bulldogs have allowed just five sacks this season. They've kept a clean sheet twice, at Minnesota and hosting Wyoming, and allowed one apiece in the five other contests.

Fresno State returned three starters with 71 career combined starts (Netane Muti, Christian Cronk, Micah St. Andrew) going into the 2018 season opener ... in doing so, the line tinkered with its lineup to the point that Fresno State joined Western Kentucky and UTSA as the only offensive lines in the nation to start the season with all five position starters each earning their first career starts at their respective position to start 2018 ... the change continued losing Muti to a season-ending achilles injury during the Bulldogs' week two contest at Minnesota. Cronk moved back to left tackle (where he started in 2016-17) in the absence of Muti and junior college transfer Nick Abbs slid in at left guard. A new lineup emerged against Wyoming, having St. Andrew and Boyer flip positions (center-right guard) while Logan Hughes picked up his first start at left guard since 2016. The 'Dogs only steady presence on the line this season has been sophomore Syrus Tuitiele at right tackle, a first-year starter.

→ Fresno State ranks T-6th in the FBS in sacks allowed (0.71/game).

→ Fresno State ranks T-5th in the FBS in tackles for loss allowed (3.71/game).

SEASON STARTS BY POSITION - OFFENSIVE LINE (ACTIVE PLAYERS)

	2018	2017	2016	2015
Left Tackle	Chrisitan Cronk (5)	Christian Cronk (14)	Christian Cronk (12)	--
	Netane Muti (2)	--	--	--
Left Guard	--	Netane Muti (14)	--	--
	Logan Hughes (2)	--	Logan Hughes (5)	--
	Christian Cronk (2)	--	--	--
	Nick Abbs (3)	--	--	--
Center	Markus Boyer (2)	--	--	--
Center	Micah St. Andrew (5)	--	--	--
Right Guard	Micah St. Andrew (2)	Micah St. Andrew (14)	Micah St. Andrew (12)	Micah St. Andrew (5)
	Markus Boyer (5)	--	--	--
Right Tackle	Syrus Tuitiele (7)	--	--	--

Game predictor?

When the Bulldogs get off to fast starts, they are tough to beat. In the Tedford era, Fresno State is 13-1 when scoring first and 16-1 when holding a halftime lead.

Under 300 yards

Fresno State's defense has obviously been stingy, holding opponents to a nation's best 12.6 points per game. But yards have been hard to come by as well as opponents are averaging less than 300 yards offense against the Bulldogs (298.1/game). A season ago, the 'Dogs excelled limiting opponents from scoring (17.9/game) but the average was up over 300 (320.6/game).

Three times through seven games, Fresno State has held their opponent under 300 yards offense (UCLA-270, Wyoming-221 & New Mexico-280). In 2017, the Bulldogs held four opponents under 300 yards offense over 14 games. Since Fresno State joined the Mountain West in 2012, the Bulldogs have held no more than four opponents under 300 total yards in a given season.

→ By holding each Wyoming and New Mexico under 300 total yards, it marked the first time since 2013 that Fresno State had back-to-back games holding opponents under 300 yards offense - at Idaho (Oct. 5, 2013) and vs. UNLV (Oct. 19, 2013).

→ Fresno State has held Hawaii from surpassing 300 total yards over the previous two seasons. The Rainbow Warriors totaled just 276 yards in 2016 and 272 yards in 2017 against the Bulldogs.

GAME-BY-GAME FIRST DOWNS

Opponent	(BY QUARTER)	TOTAL
Idaho	(9-4-5-6)	24
at Minnesota	(1-3-3-6)	13
at UCLA	(9-4-5-6)	24
Toledo	(6-9-7-2)	24
at Nevada	(5-2-3-2)	12
Wyoming	(3-4-6-4)	17
at New Mexico	(8-8-11-2)	29
Hawaii		
at UNLV		
at Boise State		
San Diego State		
San Jose State		

GAME-BY-GAME YARDAGE GAINED BY QTR

Opponent	1Q	2Q	3Q	4Q
Idaho	149	76	151	110
at Minnesota	36	68	64	131
at UCLA	147	30	173	70
Toledo	98	248	154	54
at Nevada	73	43	106	49
Wyoming	70	94	156	71
at New Mexico	144	113	144	32
Hawaii	-	-	-	-
at UNLV	-	-	-	-
at Boise State	-	-	-	-
San Diego State	-	-	-	-
San Jose State	-	-	-	-

GAME-BY-GAME CUMULATIVE YARDAGE GAINED BY QTR

Opponent	1Q	2Q	3Q	4Q
Idaho	149	225	376	486
at Minnesota	36	104	168	299
at UCLA	147	177	350	420
Toledo	98	346	500	554
at Nevada	73	116	222	271
Wyoming	70	164	320	391
at New Mexico	144	257	401	433
Hawaii	-	-	-	-
at UNLV	-	-	-	-
at Boise State	-	-	-	-
San Diego State	-	-	-	-
San Jose State	-	-	-	-

OPPONENTS GAME-BY-GAME FIRST DOWNS

Opponent	(BY QUARTER)	TOTAL
Idaho	(1-7-5-2)	15
at Minnesota	(7-4-2-7)	20
at UCLA	(3-5-6-0)	14
Toledo	(5-3-3-10)	21
at Nevada	(3-7-3-8)	21
Wyoming	(5-3-2-4)	14
at New Mexico	(1-8-3-7)	19
Hawaii		
at UNLV		
at Boise State		
San Diego State		
San Jose State		

OPPONENTS GAME-BY-GAME YARDAGE GAINED BY QTR

Opponent	1Q	2Q	3Q	4Q
Idaho	69	122	81	35
at Minnesota	91	81	49	86
at UCLA	38	122	70	40
Toledo	98	63	38	176
at Nevada	58	113	57	99
Wyoming	74	44	38	65
at New Mexico	30	102	49	99
Hawaii	-	-	-	-
at UNLV	-	-	-	-
at Boise State	-	-	-	-
San Diego State	-	-	-	-
San Jose State	-	-	-	-

OPPONENTS GAME-BY-GAME CUMULATIVE YARDAGE GAINED BY QTR

Opponent	1Q	2Q	3Q	4Q
Idaho	69	191	272	307
at Minnesota	91	172	221	307
at UCLA	38	160	230	270
Toledo	98	161	199	375
at Nevada	58	171	228	327
Wyoming	74	118	156	221
at New Mexico	30	132	181	280
Hawaii	-	-	-	-
at UNLV	-	-	-	-
at Boise State	-	-	-	-
San Diego State	-	-	-	-
San Jose State	-	-	-	-



FRESNO STATE MW RANKINGS

3rd Down Conversion Pct (12 ranked)	2
3rd Down Conversion Pct Defense (12 ranked)	1
4th Down Conversion Pct (12 ranked)	1
4th Down Conversion Pct Defense (12 ranked)	7
Completion Percentage (12 ranked)	1
Fewest Penalties (12 ranked)	1
Fewest Penalties Per Game (12 ranked)	1
Fewest Penalty Yards (12 ranked)	2
Fewest Penalty Yards Per Game (12 ranked)	2
First Downs Defense (12 ranked)	4
First Downs Offense (12 ranked)	8
Fumbles Lost (12 ranked)	3
Fumbles Recovered (12 ranked)	5
Kickoff Return Defense (12 ranked)	3
Kickoff Returns (12 ranked)	11
Net Punting (12 ranked)	1
Passes Had Intercepted (12 ranked)	2
Passes Intercepted (12 ranked)	1
Passing Offense (12 ranked)	4
Passing Yards Allowed (12 ranked)	1
Passing Yards per Completion (12 ranked)	5
Punt Return Defense (12 ranked)	1
Punt Returns (12 ranked)	8
Red Zone Defense (12 ranked)	1
Red Zone Offense (12 ranked)	4
Rushing Defense (12 ranked)	4
Rushing Offense (12 ranked)	9
Sacks Allowed (12 ranked)	1
Scoring Defense (12 ranked)	1
Scoring Offense (12 ranked)	3
Tackles for Loss Allowed (12 ranked)	1
Team Passing Efficiency (12 ranked)	1
Team Passing Efficiency Defense (12 ranked)	1
Team Sacks (12 ranked)	6
Team Tackles for Loss (12 ranked)	12
Time of Possession (12 ranked)	3
Total Defense (12 ranked)	1
Total Offense (12 ranked)	7
Turnover Margin (12 ranked)	1
Turnovers Gained (12 ranked)	1
Turnovers Lost (12 ranked)	1

HAWAII MW RANKINGS

3rd Down Conversion Pct (12 ranked)	8
3rd Down Conversion Pct Defense (12 ranked)	11
4th Down Conversion Pct (12 ranked)	5
4th Down Conversion Pct Defense (12 ranked)	10
Completion Percentage (12 ranked)	4
Fewest Penalties (12 ranked)	6
Fewest Penalties Per Game (12 ranked)	4
Fewest Penalty Yards (12 ranked)	7
Fewest Penalty Yards Per Game (12 ranked)	3
First Downs Defense (12 ranked)	12
First Downs Offense (12 ranked)	1
Fumbles Lost (12 ranked)	9
Fumbles Recovered (12 ranked)	7
Kickoff Return Defense (12 ranked)	10
Kickoff Returns (12 ranked)	6
Net Punting (12 ranked)	4
Passes Had Intercepted (12 ranked)	3
Passes Intercepted (12 ranked)	10
Passing Offense (12 ranked)	3
Passing Yards Allowed (12 ranked)	8
Passing Yards per Completion (12 ranked)	4
Punt Return Defense (12 ranked)	2
Punt Returns (12 ranked)	5
Red Zone Defense (12 ranked)	10
Red Zone Offense (12 ranked)	5
Rushing Defense (12 ranked)	9
Rushing Offense (12 ranked)	10
Sacks Allowed (12 ranked)	10
Scoring Defense (12 ranked)	9
Scoring Offense (12 ranked)	4
Tackles for Loss Allowed (12 ranked)	3
Team Passing Efficiency (12 ranked)	3
Team Passing Efficiency Defense (12 ranked)	10
Team Sacks (12 ranked)	4
Team Tackles for Loss (12 ranked)	7
Time of Possession (12 ranked)	7
Total Defense (12 ranked)	8
Total Offense (12 ranked)	2
Turnover Margin (12 ranked)	8
Turnovers Gained (12 ranked)	11
Turnovers Lost (12 ranked)	6

Stubborn on third down

When third downs come, Fresno State's defense is at its best whether long or short yardage. The Bulldogs have held opponents to 27.5 percent on the third down this season which ranks seventh in the FBS. Fresno State has allowed 28 conversions on third down in 2018, the ninth-least nationally.

→ In games 1, 3 and 5, the 'Dogs held opponents to less than 25 percent on third down, winning by a margin of at least 18 points in all three contests.

→ Fresno State held UCLA to a season-best 1-of-10 on third down on Sept. 15.

→ Third-and-short: Fresno State has held opponents to 5-of-13 on third downs when needing two yards or less. Two opponents have been held without a third-and-short conversion.

Defending the red zone

With opponents cashing in on just 53.8 percent of its trips to the red zone, Fresno State's defense ranks No. 1 in the FBS defending red zone opportunities. In total, Fresno State's opponents have reached the red zone 13 times - which ranks as the second-fewest trips to the red zone in the FBS.

→ The seven scores by opponents in the red zone are the fewest in the FBS.

→ Fresno State has stopped an opponent in the red zone in four of its seven games. The Bulldogs held Idaho and Toledo to 1-of-3 on red zone chances.

→ Fresno State has recorded at least one red zone stop in three of the last four games. Wyoming was kept out of the red zone on Oct. 13.

Elite

Following a season in which the Bulldogs' defense was the program's best since the late 1980's, this year's group is on track to be even better. The Bulldogs are currently suffocating opposing offenses, holding them to a FBS-low 12.6 points per game.

→ During the last 50 years, Fresno State has held opponents to 15.0 points per game or less during four seasons.

→ Only once has a Bulldog defense held opponents below 14 points per game for an entire season (1986 - 13.6).

3RD-AND-SHORTS

<u>Idaho:</u>	<u>Nevada:</u>
3rd-1: 0-0	3rd-1: 0-3
3rd-2: 0-1	3rd-2: 0-0

<u>Minnesota:</u>	<u>Wyoming:</u>
3rd-1: 1-1	3rd-1: 0-0
3rd-2: 0-2	3rd-2: 1-1

<u>UCLA:</u>	<u>New Mexico:</u>
3rd-1: 1-2	3rd-1: 1-1
3rd-2: 0-0	3rd-2: 0-0

<u>Toledo:</u>
3rd-1: 1-1
3rd-2: 0-1

TOP BULLDOG SCORING DEFENSES (LAST 50 YEARS)

1. 2018 - 12.6 ppg
2. 1986 - 13.6 ppg
3. 1988 - 14.1 ppg
4. 1972 - 14.4 ppg
5. 1977 - 14.8 ppg
6. 1971 - 15.0 ppg
- 1976 - 15.0 ppg



Manufacturing takeaways

Through seven games, Fresno State has produced 18 takeaways - which ranks tied for the third-most in the country (based on all teams and all games). The Bulldogs' 13 interceptions ranks tied for the second-most in the FBS. The Bulldogs turnover margin ranks fourth-best in the country having turned the ball over six times - equalling a +1.71 turnover margin.

→ 11 different Bulldogs have accounted for a takeaway this season. Jeff Allison, James Bailey and Patrick Belony have each recorded two takeaways while Tank Kelly and Mike Bell lead the team with three each.

→ Fresno State has won the turnover battle in five of its seven games this season, winning all five games.

→ Fresno State is 12-1 when winning the turnover battle under Jeff Tedford.

Turnovers	Gained/Lost	Result
Idaho:	7/0	Won
Minnesota:	1/2	Lost
UCLA:	4/2	Won
Toledo:	1/1	Won
Nevada:	3/1	Won
Wyoming:	1/0	Won
New Mexico:	1/0	Won
TOTAL:	18/6	

bold indicates won TO battle & game

Points off turnovers

Fresno State has recorded 76 points off turnovers through seven games, a number that has already surpassed season totals from the past three seasons and 13 points away from the 2014 team's 89 point total over 14 games.

→ The Bulldogs had 38 points off turnovers in their contest against Idaho, scoring five touchdowns and a field goal. Looking back, it's the first time since 2013 that the Bulldogs posted 30 or more points off turnovers - having done so against Idaho scoring 35 points off turnovers in that game.

SINGLE GAME HIGH PTS. OFF TO	SINGLE SEASON TOTAL PTS. OFF TO
<u>2018: 38 (thru 7)</u>	<u>2018: 76 (thru 7)</u>
2017: 14	2017: 61
2016: 14	2016: 38
2015: 10	2015: 58
2014: 24	2014: 89
2013: 35	2013: 96
2012: 24	2012: 172
2011: 14	2011: 35
2010: 10	2010: 48

Aerial pursuit

While Fresno State remains one of the top team's in the FBS in takeaways, its strength has been when attacking a team's passing game. The Bulldogs rank tied for No. 2 in the FBS in interceptions with 13. The Bulldogs' 1.86 INTs per game ranks tied for No. 2 in the nation.

The fear of ball-hawking defenders has led quarterbacks to be off their game, holding them to the lowest passing efficiency in the nation at 90.81. Quarterbacks have been held to a 47.5 percent completion percentage and a 6 TD /13 INT ratio. No other team in the Mountain West has forced more interceptions than allowed passing touchdowns.

→ Eight different Bulldogs have hauled in an interception this season. Tank Kelly and Mike Bell lead the team with three while Jeff Allison has accounted for two.

→ Eight of Fresno State's picks have come from its secondary, three from its linebackers and two from the linemen up front.

→ Fresno State has defended 48 passes this season, 6.9 per game. Kelly has accounted for a nation-leading 17, almost doubling Bell's total nine which ranks second on the team and third in the Mountain West (No. 22 FBS).

Using non-traditional methods

Through seven games, Fresno State has scored four touchdowns without the use of its offense, the latest coming by way of a 38-yard pick six by defensive end Mykal Walker against Toledo on Sept. 29. It was the second interception for a touchdown this season after Tank Kelly returned one 39 yards in the season opener versus Idaho. Jaron Bryant also scored twice on blocked field goal returns against the Vandals.

→ The four non-offensive touchdowns is the most for a Bulldog team since recording five in 2013.

FRESNO STATE FBS RANKINGS

3rd Down Conversion Pct (129 ranked)	7
3rd Down Conversion Pct Defense (129 ranked)	7
4th Down Conversion Pct (129 ranked)	11
4th Down Conversion Pct Defense (129 ranked)	89
Completion Percentage (129 ranked)	5
Fewest Penalties (129 ranked)	17
Fewest Penalties Per Game (129 ranked)	15
Fewest Penalty Yards (129 ranked)	11
Fewest Penalty Yards Per Game (129 ranked)	12
First Downs Defense (129 ranked)	28
First Downs Offense (129 ranked)	83
Fumbles Lost (129 ranked)	16
Fumbles Recovered (124 ranked)	50
Kickoff Return Defense (129 ranked)	28
Kickoff Returns (129 ranked)	111
Net Punting (129 ranked)	19
Passes Had Intercepted (129 ranked)	10
Passes Intercepted (128 ranked)	2
Passing Offense (129 ranked)	27
Passing Yards Allowed (129 ranked)	13
Passing Yards per Completion (129 ranked)	57
Punt Return Defense (129 ranked)	17
Punt Returns (129 ranked)	84
Red Zone Defense (129 ranked)	1
Red Zone Offense (129 ranked)	43
Rushing Defense (129 ranked)	28
Rushing Offense (129 ranked)	103
Sacks Allowed (129 ranked)	6
Scoring Defense (129 ranked)	1
Scoring Offense (129 ranked)	22
Tackles for Loss Allowed (129 ranked)	5
Team Passing Efficiency (129 ranked)	13
Team Passing Efficiency Defense (129 ranked)	1
Team Sacks (129 ranked)	79
Team Tackles for Loss (129 ranked)	114
Time of Possession (129 ranked)	34
Total Defense (129 ranked)	10
Total Offense (129 ranked)	67
Turnover Margin (129 ranked)	4
Turnovers Gained (129 ranked)	3
Turnovers Lost (129 ranked)	5

HAWAII FBS RANKINGS

3rd Down Conversion Pct (129 ranked)	111
3rd Down Conversion Pct Defense (129 ranked)	92
4th Down Conversion Pct (129 ranked)	41
4th Down Conversion Pct Defense (129 ranked)	119
Completion Percentage (129 ranked)	39
Fewest Penalties (129 ranked)	78
Fewest Penalties Per Game (129 ranked)	40
Fewest Penalty Yards (129 ranked)	79
Fewest Penalty Yards Per Game (129 ranked)	36
First Downs Defense (129 ranked)	118
First Downs Offense (129 ranked)	3
Fumbles Lost (129 ranked)	87
Fumbles Recovered (124 ranked)	72
Kickoff Return Defense (129 ranked)	110
Kickoff Returns (129 ranked)	71
Net Punting (129 ranked)	51
Passes Had Intercepted (129 ranked)	22
Passes Intercepted (128 ranked)	97
Passing Offense (129 ranked)	15
Passing Yards Allowed (129 ranked)	93
Passing Yards per Completion (129 ranked)	51
Punt Return Defense (129 ranked)	25
Punt Returns (129 ranked)	58
Red Zone Defense (129 ranked)	93
Red Zone Offense (129 ranked)	52
Rushing Defense (129 ranked)	88
Rushing Offense (129 ranked)	105
Sacks Allowed (129 ranked)	108
Scoring Defense (129 ranked)	103
Scoring Offense (129 ranked)	34
Tackles for Loss Allowed (129 ranked)	41
Team Passing Efficiency (129 ranked)	17
Team Passing Efficiency Defense (129 ranked)	116
Team Sacks (129 ranked)	45
Team Tackles for Loss (129 ranked)	83
Time of Possession (129 ranked)	63
Total Defense (129 ranked)	101
Total Offense (129 ranked)	37
Turnover Margin (129 ranked)	84
Turnovers Gained (129 ranked)	104
Turnovers Lost (129 ranked)	53



Jeff Allison - the Dog in the middle

As one of the nation's leading tacklers a season ago with 126, middle linebacker Jeff Allison has continued 2018 where he left off. He is currently on pace to surpass his 2017 total as he leads Fresno State with 76 tackles - an average of 10.9 per game. He is 36 tackles ahead James Bailey and George Helmuth who sit in second for the Bulldogs with 40.

Playing just over half of the season opener, he still led the Bulldogs in tackles, and a week later at Minnesota, Allison was everywhere racking up a then-career-high 15 tackles, one more than the 14 he produced in Week 2 last year at Alabama. At UCLA, Allison was one tackle short of leading the team once again with six. He returned to leading the team in tackles in week four and has done so in each week since with totals of nine (Toledo), 17 (Nevada), 13 (Wyoming) and 10 (New Mexico).

- In 21 career starts, Allison has led the Bulldogs in tackles 14 times. He has collected 10 or more tackles on 10 occasions.
- Allison ranks third in the MW in tackles per game at 10.9, good for 17th in the FBS.
- His 5.7 solo stops per game leads the MW and ranks No. 21 in the FBS.
- He began the season on both the Bednarik (top defensive player) and Butkus (top linebacker) Award watch lists.

Not to be underestimated

Anthoula "Tank" Kelly has been everything that his name entails through the first seven games of 2018. The senior cornerback has been a destructive force thus far providing big hits, big plays and has locked down opposing receivers. Kelly leads the FBS in passes defended with 17. He is tied for the MW lead and ranks tied for 16th in the FBS with three interceptions with teammate Mike Bell.

- Kelly is one pass defended ahead Virginia's Bryce Hall and Stanford's Paulson Adebo.
- He recorded 13 of his 17 passes defended in three games (Idaho - 5; Nevada - 4; Wyoming - 4).
- The 5-foot-10 defensive back has three interceptions, one blocked field goal and one forced fumble on the year. The Bulldogs have scored 21 points off of the fifth-year senior's big plays.
- Kelly has recorded three firsts in his Bulldog career this season: return an interception for a touchdown, block a field goal and force a fumble.

Holding opponents below their averages

Fresno State has had no trouble this season keeping its opponents below their averages. Among total offense, rushing yards, passing yards and points, only once has Fresno State allowed a team to earn a total above its season average (Toledo: 238 passing yards).

- The Bulldogs have held opponents to 15.6 points below their season average.

Opponent	Offense	Season Average			Points	Total vs. FS			Points
		Passing	Rushing			Offense	Passing	Rushing	
Idaho	376.3	215.1	161.1	27.4		307	205	102	13
Minnesota	361.1	221.3	146.0	25.9		307	175	132	21
UCLA	354.0	203.6	150.4	22.9		270	151	119	14
Toledo	416.4	221.1	195.3	39.3		375	238	137	27
Nevada	431.9	272.0	159.9	32.6		327	195	132	3
Wyoming	288.4	138.3	150.1	15.5		221	117	104	3
New Mexico	411.7	220.4	191.3	33.7		280	132	148	7

TOP SCORING DEFENSES IN NCAA IN 2018

1. Fresno State - 12.6 ppg
2. Kentucky - 12.9 ppg
3. Clemson - 13.4 ppg
4. LSU - 13.8 ppg
5. Iowa - 14.1 ppg

Three of a kind

With his second-quarter interception of Sheriron Jones at New Mexico, Mike Bell made it three straight weeks with a pick, giving him four for his career. It was the first time this season that one of his INTs was turned into points as the Bulldogs cashed in the turnover for seven points.

- The junior sits tied for the league lead in interceptions with teammate Tank Kelly.
- The safety ranks third in the MW and tied for 22nd in the FBS in passes defended with nine.

Stingy defense keeping opponents off the scoreboard

For a third consecutive game, the Bulldog defense kept their opponent from seeing much success offensively, limiting the Lobos to seven points.

After only allowing field goals in their two previous games against Nevada and Wyoming, it is the first time since 1990 that a Bulldog defense has kept three straight opponents to single digits as that team held Utah (7), New Mexico (3) and CS Fullerton (3) under 10 points.

The last time a Bulldog defense held four straight opponents to single digits was in 1982 when the 'Dogs held each of their first four opponents of that season to single digits.



Roster breakdown

- Fresno State returns 43 lettermen and 17 starters.
- Fresno State's 109-man roster sports 53 upperclassmen and 56 underclassmen.
- The senior class is made up of 27 players.
- 86 players hail from the state of California.
- Nine states outside of California make up the hometowns of 19 players, with Texas leading the way with seven.
- Four Bulldog players call Canada home.
- Seven players entered 2018 on national watch lists.

Fresh faces

The Bulldogs entered the season as a veteran group, sporting 27 seniors. But that did not mean there was not room for newcomers to impact the team. Seven games into the season there have been eight players that have received their first career starts, while 25 have seen their first action as members of the Fresno State football team.

First Game Action

1. LB Sherwin King Jr. (Fr.)
2. DL Isaiah Johnson (Fr.)
3. OL Marc-David Bien-Aime (Fr.)
4. DB Chris Brown (RFr.)
5. OL Dontae Bull (RFr.)
6. WR Chris Coleman (RFr.)
7. WR Patrick Elima-Jeune (RFr.)
8. DB Wylan Free (RFr.)
9. K Asa Fuller (RFr.)
10. DB Chris Gaston (RFr.)
11. WR Zane Pope (RFr.)
12. RB Romello Harris (So.)

13. WR Kevin Parker (So.)

14. OL Matt Smith (So.)
15. DL Leevel Tatum (So.)
16. LS Patrick Williams Jr. (So.)
17. OL Nick Abbs (Jr.)
18. LB Dorrzel Hicks (Jr.)
19. DL Ricky McCoy (Jr.)
20. LB Messiah Tyler (Jr.)
21. TE Cam Sutton (Jr.)
22. QB Jorge Reyna (RJR.)
23. DL Mykal Walker (RJR.)
24. DB Matt Boateng (Sr.)
25. WR Michiah Quick (RSr.)

First Time Starters

1. OL Markus Boyer (Sr.) - 9/1
2. DB Wylan Free (RFr.) - 9/1
3. WR Michiah Quick (RSr.) - 9/1
4. OL Syrus Tuitele (RFr.) - 9/1
5. DE Mykal Walker (RJR.) - 9/15
6. OL Nick Abbs (Jr.) - 9/15
7. WR Justin Allen (Sr.) - 9/15
8. DE Kwami Jones (Jr.) - 10/6

Team Captains

Seniors Marcus McMaryion (QB) and George Helmuth (LB) were named the Bulldogs' 2018 team captains. The duo serve as the team's permanent captains throughout the season while two other individuals are named captains on a game-by-game basis. This 2 & 2 format was instituted in year one under Jeff Tedford.

Last season, under Tedford's captain system, four juniors (now seniors) represented the Bulldogs as game-by-game picks. Those players were James Bailey (5x), KeeSean Johnson (4x), Kyle Riddering (3x) and Micah St. Andrew (1x).

Seven games into the 2018 season, Juju Hughes (Minnesota/Nevada) and Jeff Allison (UCLA/Wyoming) have been pegged first-time team captains.

WEEK-BY-WEEK CAPTAINS SELECTED

- Sept. 1: Micah St. Andrew/James Bailey
- Sept. 8: KeeSean Johnson/Juju Hughes
- Sept. 15: KeeSean Johnson/Jeff Allison
- Sept. 29: Kyle Riddering/James Bailey
- Oct. 6: Micah St. Andrew/Juju Hughes
- Oct. 13: KeeSean Johnson/Jeff Allison
- Oct. 20: Kyle Riddering/James Bailey

Impact walk-ons

Fresno State currently has four individuals making starts who began their respective careers as walk-ons at Fresno State (all four are now on scholarship).

- senior linebacker and team captain, George Helmuth
- junior defensive lineman, Jasad Haynes
- reshirt junior defensive lineman, Mykal Walker
- senior center, Micah St. Andrew.

USA TODAY COACHES POLL

1. Alabama (60).....	8-0
2. Clemson (2).....	7-0
3. Notre Dame.....	7-0
4. LSU.....	7-1
5. Michigan.....	7-1
6. Georgia.....	6-1
7. Texas.....	6-1
8. Oklahoma.....	6-1
9. Ohio State.....	7-1
10. UCF.....	7-0
11. Florida.....	6-1
12. West Virginia.....	5-1
13. Washington.....	6-2
14. Kentucky.....	6-1
15. Washington State.....	6-1
16. Penn State.....	5-2
17. Texas A&M.....	5-2
18. Iowa.....	6-1
19. Wisconsin.....	5-2
20. South Florida.....	7-0
21. Oregon.....	5-2
22. NC State.....	5-1
23. Stanford.....	5-2
24. Utah.....	5-2
25. Miami.....	5-2

Dropped from rankings: Cincinnati 21, Colorado 25

Others receiving votes: Appalachian State 78, Utah State 63, San Diego State 62, Houston 30, Cincinnati 30, Fresno State 22, Mississippi State 18, Virginia 17, Auburn 13, Colorado 9, Buffalo 9, Army 8, Duke 8, Texas Tech 8, Purdue 7, UAB 6, South Carolina 5, Virginia Tech 4, Syracuse 3, Georgia Southern 2, Michigan State 1

AP TOP 25

1. Alabama (61).....	8-0
2. Clemson.....	7-0
3. Notre Dame.....	7-0
4. LSU.....	7-1
5. Michigan.....	7-1
6. Texas.....	6-1
7. Georgia.....	6-1
8. Oklahoma.....	6-1
9. Florida.....	6-1
10. UCF.....	7-0
11. Ohio State.....	7-1
12. Kentucky.....	6-1
13. West Virginia.....	5-1
14. Washington State.....	6-1
15. Washington.....	6-2
16. Texas A&M.....	5-2
17. Penn State.....	5-2
18. Iowa.....	6-1
19. Oregon.....	5-2
20. Wisconsin.....	5-2
21. South Florida.....	7-0
22. NC State.....	5-1
23. Utah.....	5-2
24. Stanford.....	5-2
25. Appalachian State.....	5-1

Dropped from rankings: Cincinnati 20, Mississippi State 22, Michigan State 24

Others receiving votes: Texas Tech 54, Utah State 50, San Diego State 48, Fresno State 35, Miami 34, Virginia 25, Houston 19, Purdue 17, Michigan State 8, Cincinnati 7, Auburn 5, Boston College 2, Mississippi State 2, UAB 1



THE MOUNTAIN WEST

MW Players of the Week-History

MOUNTAIN WEST OFFENSIVE

PLAYERS OF THE WEEK

2018	Marcus McMaryion, QB	Oct. 1
	Marcus McMaryion, QB	Sept. 17
2017	Marcus McMaryion, QB	Nov. 25
2013	Derek Carr, QB	Nov. 25
	Derek Carr, QB	Nov. 4
	Davante Adams, WR	Oct. 21
	Davante Adams, WR	Oct. 7
	Derek Carr, QB	Sept. 3
2012	Derek Carr, QB	Nov. 26
	Robbie Rouse, RB	Nov. 12
	Derek Carr, QB	Oct. 29
	Derek Carr, QB	Oct. 1
	Robbie Rouse, RB	Sept. 17

MOUNTAIN WEST DEFENSIVE

PLAYERS OF THE WEEK

2018	Mykal Walker, DE	Oct. 1
2017	George Helmuth, LB	Nov. 18
	Jeff Allison, LB	Nov. 4
	Jeff Allison, LB	Oct. 21
	Juju Hughes, DB	Oct. 7
2014	Kyrie Wilson, ILB	Nov. 8
2013	Ejiro Ederaine, OLB	Oct. 28
2012	Travis Brown, ILB	Nov. 12
	Phillip Thomas, SS	Oct. 8
	Andy Jennings, DE	Oct. 1
	Phillip Thomas, SS	Sept. 17

MOUNTAIN WEST SPECIAL TEAMS

PLAYERS OF THE WEEK

2018	Jaron Bryant, DB	Sept. 3
2013	Marcel Jensen, TE	Oct. 28
	Isaiah Burse, PR	Sept. 9
	Colin McGuire, PK	Sept. 3
2012	Andrew Shapiro, FS	Sept. 17
	Quentin Breshears, PK	Sept. 10

Return to roots

Did you know Jeff Tedford is one of 22 head coaches to be at the helm of his alma mater?

Head Coach	Alma Mater	Head Coach	Alma Mater
John Bonamego.....	Central Michigan	Mike Neu.....	Ball State
Troy Calhoun.....	Air Force	Barry Odom.....	Missouri
Paul Chryst.....	Wisconsin	Mark Richt.....	Miami
Pat Fitzgerald.....	Northwestern	Nick Rolovich.....	Hawaii
Scott Frost.....	Nebraska	Scott Satterfield	Appalachian State
Mike Gundy	Oklahoma State	David Shaw	Stanford
Jim Harbaugh.....	Michigan	Kalani Sitake	BYU
Bryan Harsin.....	Boise State	Kirby Smart.....	Georgia
Kliff Kingsbury.....	Texas Tech	Jonathan Smith	Oregon State
Tim Lester.....	Western Michigan	Jeff Tedford	Fresno State
Matt Luke	Ole Miss	Matt Wells.....	Utah State

Conference preseason predictions

The 'Dogs were predicted to finish first in the West Division of the Mountain West in the 2018 MW preseason poll and are coming off winning the West Division in 2017 after going 7-1 in conference play. It was the fourth time in six years the 'Dogs have won their division or a share of the Mountain West title since moving to the league in 2012.

→ The Bulldogs have been predicted to win their division twice before being picked to repeat as West Division champs in 2018. Previously when the 'Dogs were picked to represent the West in the MW Championship Game in 2013 and 2014, they did just that.

Year	Conference	Prediction	Result
2012	Mountain West	3rd	T-1st*
2013	Mountain West	1st (West).....	1st (West)/Won MW Championship Game
2014	Mountain West	1st (West).....	1st (West)/Lost MW Championship Game
2015	Mountain West	2nd (West)	T-4th (West)
2016	Mountain West	4th (West)	6th (West)
2017	Mountain West	6th (West)	1st (West)
2018	Mountain West	1st (West).....	?

* 2012 was the last season there was not a championship game and no divisional format

Bulldogs in the NFL

Former Bulldog	NFL Team	Position	NFL EXP.
Davante Adams (2012-13)	Green Bay Packers	WR	4
Week 7: Adams and the Green Bay Packers (3-2-1) had their bye week this week and return to action at the Los Angeles Rams (7-0) in week 8.			
Derek Carr (2009-13)	Oakland Raiders	QB	4
Week 7: Carr and the Oakland Raiders (1-5) had their bye week this week and are back in action hosting the Indianapolis Colts (2-5) in week 8.			
Tyler Davison (2011-14)	New Orleans Saints	DT	3
Week 7: Davison made his second start of the season at the Baltimore Ravens (4-3) on Sunday, but did not record any statistics as the Saints (5-1) went home with a 24-23 win.			
Ben Jacobs (2007-10)	Carolina Panthers	LB	6
Week 7: Jacobs played his sixth game this season for the Panthers (4-2), but did not record any statistics as Carolina rallied from a 17-point deficit to defeat the Philadelphia Eagles (3-4), 21-17 on the road.			
Curtis Riley (2013-14)	New York Giants	CB	2
Week 7: Riley and the New York Giants (1-5) play on Monday Night Football at the Atlanta Falcons (2-4).			
*Da'Mari Scott (2013-17)	Cleveland Browns	WR	R
Week 7: Scott was elevated to the active roster from the practice squad on Oct. 16 and made his NFL debut on Sunday, but did not record any statistics in the Browns' (2-4-1) 26-23 loss at Tampa Bay (3-3).			
Charles Washington (2011-15)	Detroit Lions	DB	1
Week 7: Washington saw action in his sixth game this season in the Lions' (3-3) 32-21 win at the Miami Dolphins (4-3).			
*Cody Wichmann (2010-14)	Dallas Cowboys	G	3
Kenny Wiggins (2007-10)	Detroit Lions	G-T	4
Week 7: Wiggins played in his sixth game this season in the Lions' 32-21 win at the Miami Dolphins.			
* practice squad member			



Much different from a year ago, the Fresno State football team was picked to win the West Division by the media, announced by the Mountain West on Tuesday morning prior to the 2018 media summit getting underway at the Cosmopolitan of Las Vegas.

Fresno State turned the 2017 predicted order of finish upside down after being picked to finish last with a 10-4 run and a West Division crown guided by then-first year head coach Jeff Tedford. Now, the Bulldogs will make its run for a second-straight appearance in the MW Championship game as the favorite in Tedford's sophomore season.

This is the third time in six seasons (2013, 2014 and 2018) the Bulldogs have been the favorite to win the West since the inception of the divisional format instituted by the league to start the 2013 season. In the previous two occasions the Bulldogs were picked the win the West in the league's preseason poll, Fresno State carried out that forecast each time.

In addition to the predicted order of finish, the 2018 All-Mountain West Preseason Football Team was announced. This year's team included two Fresno State selections in senior wide receiver KeeSean Johnson and junior linebacker Jeff Allison. Johnson was a 2017 second-team All-MW pick while Allison was the Bulldogs' sole first-team selection a season ago.

2018 PREDICTED ORDER OF FINISH

Mountain Division

Rank	Team (first-place votes)	Points
1.	Boise State (22)	132
2.	Wyoming	95
3.	Colorado State	82
4.	Utah State	78
5.	Air Force	52
6.	New Mexico	23

2018 PREDICTED ORDER OF FINISH

West Division

Rank	Team (first-place votes)	Points
1.	Fresno State (16)	126
2.	San Diego State (6)	116
3.	UNLV	78
4.	Nevada	72
5.	Hawai'i	45
6.	San José State	25

2018 ALL-MOUNTAIN WEST PRESEASON FOOTBALL TEAM

OFFENSE

QB: Brett Rypien**, Sr., Boise State
WR: KeeSean Johnson, Sr., Fresno State**
 WR: McLane Mannix, So., Nevada
 RB: Alexander Mattison, Jr., Boise State
 RB: Lexington Thomas*, Sr., UNLV
 OL: Ezra Cleveland, So., Boise State
 OL: John Molchon, Jr., Boise State
 OL: Aaron Jenkins, Sr., New Mexico
 OL: Keith Ismael**, So., San Diego State
 OL: Tyler Roemer**, So., San Diego State
 TE: Dax Raymond, Jr., Utah State

DEFENSE

DL: David Moa**, Sr., Boise State
 DL: Curtis Weaver*, So., Boise State
 DL: Youhanna Ghaifan*, Jr., Wyoming
 DL: Carl Granderson*, Sr., Wyoming
LB: Jeff Allison*, Jr., Fresno State
 LB: Jahlan Tava'i**, Sr., Hawai'i
 LB: Malik Reed, Sr., Nevada
 DB: Tyler Horton*, Sr., Boise State
 DB: Dameon Baber**, Sr., Nevada
 DB: Tariq Thompson**, So., San Diego State
 DB: Andrew Wingard*, Sr., Wyoming

Specialists

P: Ryan Stonehouse, So., Colorado State
 PK: Dominik Eberle*, Jr., Utah State
 KR/PR: Avery Williams**, So., Boise State

* - member of the 2017 All-Mountain West first team
 ** - member of the 2017 All-Mountain West second team

2018 ALL-MOUNTAIN WEST PRESEASON AWARDS

Offensive Player of the Year: Brett Rypien, Sr., QB, Boise State

Defensive Player of the Year: Andrew Wingard, Sr., DB, Wyoming

Special Teams Player of the Year: Avery Williams, So., KR/PR, Boise State

2018 NATIONAL WATCH LISTS

Maxwell Award (7/16).....Marcus McMaryion
 Bednarik Award (7/16)Jeff Allison
 Biletnikoff Award (7/19)..... KeeSean Johnson
 Mackey Award (7/20).....Jared Rice
 Butkus Award (7/23).....Jeff Allison
 Wueffel Trophy (7/26)Marcus McMaryion
 Polynesian POY (8/9) Netane Muti
 Johnny Unitas (8/14).....Marcus McMaryion

National College Football Awards Association | ncfaa.org

2013	2018
Davante Adams, So., WR	KeeSean Johnson, Sr., WR
Biletnikoff Award	Biletnikoff Award
Derek Carr, Sr., QB	Marcus McMaryion, Sr., QB
Maxwell Award	Maxwell Award
Johnny Unitas Golden Arm Award	Johnny Unitas Golden Arm Award
Marcel Jensen, Sr., TE	Jared Rice, Jr., TE
John Mackey Award	John Mackey Award
Derron Smith, Jr., FS	Jeff Allison, Jr., LB
Chuck Bednarik Award	Chuck Bednarik Award



JEFF TEDFORD

HEAD COACH**2ND SEASON | FRESNO STATE (1992)**

Jeff Tedford, 56, was named the 19th head football coach in Fresno State history on Nov. 10, 2016. He enters his second season after engineering one of the greatest turnarounds in FBS history in his first year back in the Valley.

With a 10-4 record in his first season, Fresno State became the second team in FBS history to turn a double-digit loss season (2016) into a double-digit win season (2017) the following year. The season included an appearance in the nation's top 25, clinching the Mountain West's West Division crown and leading the 'Dogs to their first appearance in the MW Championship Game since 2014. He also guided the 'Dogs to the program's first bowl victory since 2007 with their win at the Hawai'i Bowl.

Great success brought great notoriety as Tedford was named the 2017 Mountain West Coach of the Year, was a semifinalist for the George Munger College Coach of the Year Award presented by the Maxwell Football Club, a finalist for the Eddie Robinson Coach of the Year Award presented on behalf of the Football Writers Association of America in conjunction with the Allstate Sugar Bowl, and the AFCA Region-5 Coach of the Year.

While Tedford was honored as the league's coach of the year, the team had 16 student-athletes recognized with MW postseason honors - the most for the Bulldogs in a single-season since joining the conference in 2012. In the classroom, the 'Dogs also set a team-best number since joining the conference as they had 24 named to the Fall Academic All-Mountain West team.

Tedford, a former Bulldog quarterback and Fresno State assistant coach, returned to the Valley after holding the position of offensive consultant for the Washington Huskies - a 2016 College Football Playoff team.

Tedford assumed the role of acting head coach on Nov. 27, following the conclusion of the 2016 season as interim head coach Eric Kiesau carried out his duties for the remaining two games following Tedford's introduction.

Tedford, who is a proven winner on the West Coast, came to the Valley with 11 years of head coaching experience at the Division I level - having led the California Golden Bears to 82 wins from 2002-2012. He left as the school's all-time winningest coach.

Tedford's ties to the Valley and Fresno State run deep. He played quarterback at Fresno State in 1981-82 under Jim Sweeney and coached at Fresno State under Sweeney from 1987-88 and 1992-96, and under a then-first-year head coach Pat Hill in 1997.

Tedford's coaching career started at Fresno State, volunteering as an assistant for the 1987-88 seasons. From there he picked up his first full-time position as an assistant for the Calgary Stampeders of the Canadian Football League - a familiar league in which he played quarterback for six seasons after his collegiate career at Fresno State.

He returned to Fresno State in 1992 as the quarterbacks coach and served as the offensive coordinator for the Bulldogs over the ensuing five seasons.

Tedford held the same position at Oregon (1998-2001) before he became the head coach at Cal. He was named the Pac-10 Coach of the Year twice, leading the Golden Bears to a school record seven consecutive bowl games and to a conference title in 2006.

Following Tedford's stint at Cal, he moved on to the NFL in 2014 as the Tampa Bay Buccaneers' offensive coordinator. The stop did not last long due to health issues during the preseason that evolved into an indefinite leave of absence, which resulted in the two sides mutually agreeing to part ways.

Tedford made his return to the CFL in 2015 as he was named the head coach of the B.C. Lions. At the conclusion of the season, Tedford elected to exercise an option in his contract to resign and pursue opportunities in college football.

Tedford made his return to college football as an offensive consultant for the Washington Huskies under head coach Chris Peterson in 2016. A relationship rekindled after their time together as assistants at Oregon under then-coach Mike Belotti. Washington's staff also included associate head coach Bob Gregory, who served as Tedford's defensive coordinator at Cal for eight seasons.

Tedford graduated from Warren High School in Downey, California and attended Cerritos Junior College for two seasons before becoming the Bulldogs' quarterback in 1981.

He and his wife Donna have two children, Taylor and Quinn.



COACHING EXPERIENCE

Fresno State (2016-Pres.)

- Head Coach

Washington (2016)

- Offensive Consultant

B.C. Lions-CFL (2015)

- Head Coach

Tampa Bay Bucs-NFL (2014)

- Offensive Coordinator

California (2002-12)

- Head Coach

Oregon (1998-01)

- Offensive Coordinator

Fresno State (1992-97)

- Offensive Coordinator/
Assistant Coach (QBs)

Calgary-CFL (1989-91)

- Offensive Assistant

Fresno State (1987-88)

- Volunteer Assistant Coach

Fresno State Assistant Coaches

Offense



Kalen DeBoer
Offensive Coordinator
2nd Season at FS



Jamie Christian
Running Backs/
Special Teams Coordinator/
2nd Season at FS



Lucus Gingod
Asst. ST/RBs
3rd Season at FS



Ryan Grubb
Offensive Line/
Run Game Coordinator/
2nd Season at FS



Kirby Moore
Wide Receivers
2nd Season at FS



Scott Thompson
Tight Ends
2nd Season at FS



Dylan Chmura
Graduate Assistant
2nd Season at FS



D.J. Harper
Graduate Assistant
2nd Season at FS

Defense



Bert Watts
Defensive Coordinator
2nd Season at FS



Jamar Cain
Defensive Line
2nd Season at FS



Kenwick Thompson
Linebackers
1st Season at FS




J.D. Williams
Defensive Backs
2nd Season at FS



Matt Lea
Graduate Assistant
2nd Season at FS



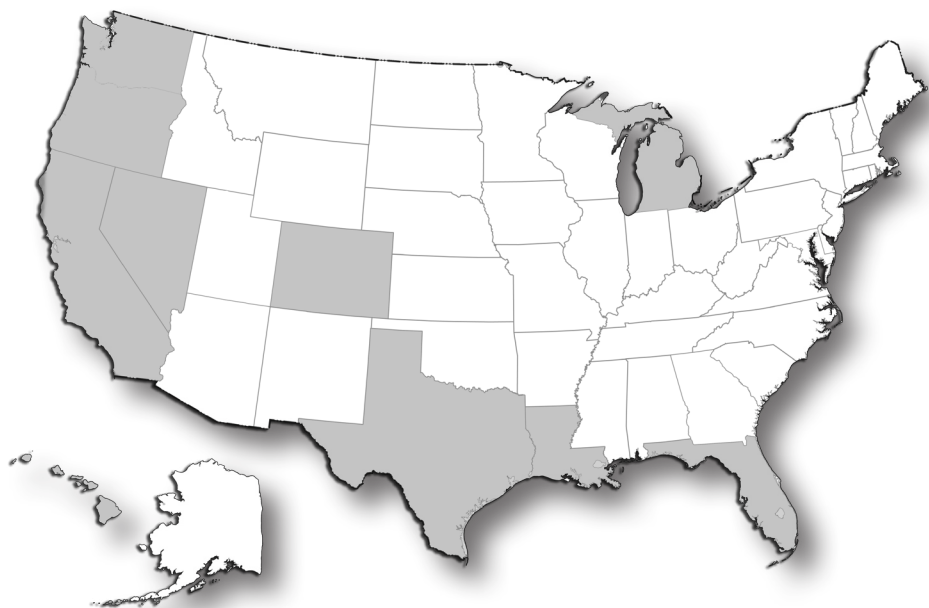
C.J. McGorisk
Graduate Assistant
2nd Season at FS



Brad Vonnahme
Analyst
3rd Season at FS



GEOGRAPHICAL ROSTER

**CALIFORNIA (86)**

<u>Bakersfield:</u>	<u>Chris Coleman</u>
<u>Bellflower:</u>	<u>Jace Fuamatu</u>
<u>Brentwood:</u>	<u>Ronnie Rivers</u>
<u>Buena Park:</u>	<u>Andrew Wright</u>
<u>Canoga Park:</u>	<u>Deonte Perry</u>
<u>Carson:</u>	<u>Zelan Tupuola</u>
<u>Chico:</u>	<u>Syrus Tuitele</u>
<u>Clovis:</u>	<u>Josh Hokit</u>
<u>Compton:</u>	<u>Wylan Free</u>
<u>Concord:</u>	<u>Alex Cruz</u>
<u>Corona:</u>	<u>Erik Brooks</u>
	<u>Richard Cage</u>
<u>Dinuba:</u>	<u>Marcus McMaryion</u>
<u>Downey:</u>	<u>Leonard Payne</u>
	<u>Jorge Reyna</u>
<u>Durham:</u>	<u>Cody Pound</u>
<u>East Palo Alto:</u>	<u>KeeSean Johnson</u>
	<u>Jordan Mims</u>
<u>Fountain Valley:</u>	<u>Asa Fuller</u>
<u>Fresno:</u>	<u>Ricardo Arias</u>
	<u>Frank Dalena</u>
	<u>Jasad Haynes</u>
	<u>George Helmuth</u>
	<u>Kevin Jeanniton</u>
	<u>Sherwin King Jr.</u>
	<u>Ricky McCoy</u>
	<u>Ka'Lonn Milton</u>
	<u>Dejonte O'Neal</u>
	<u>Michiah Quick</u>
	<u>Kyle Riddering</u>
	<u>David Tate Jr.</u>
	<u>Leevel Tatum III</u>
	<u>Khai Williams</u>
<u>Glendora:</u>	<u>Steven Comstock</u>
<u>Hanford:</u>	<u>Joseph Bonner IV</u>
	<u>Juju Hughes</u>
	<u>Emeka Ndoh</u>
<u>Huntington Beach:</u>	<u>Markus Boyer</u>
<u>Inglewood:</u>	<u>Patrick Elima-Jeune</u>

<u>Irvine:</u>	<u>Rian Fields</u>
<u>La Puente:</u>	<u>Chris Gaston</u>
<u>La Quinta:</u>	<u>Kenny Gagnon</u>
<u>Lancaster:</u>	<u>Jamire Jordan</u>
<u>Livermore:</u>	<u>Carson King</u>
<u>Long Beach:</u>	<u>Matt Smith</u>
<u>Los Angeles:</u>	<u>Justin Allen</u>
	<u>Delvon Hardaway</u>
<u>Modesto:</u>	<u>Chris Brown</u>
	<u>Isaiah Johnson</u>
	<u>Jared Rice</u>
	<u>Justin Rice</u>
<u>Monrovia:</u>	<u>Blake Cusick</u>
<u>Moorpark:</u>	<u>Zane Pope</u>
<u>Moreno Valley:</u>	<u>Mike Bell</u>
	<u>Cam Sutton</u>
<u>Murrieta:</u>	<u>Kevin Atkins</u>
	<u>Mateo Thompson</u>
	<u>Messiah Tyler</u>
	<u>Quireo Woodley</u>
<u>Oakdale:</u>	<u>Matt Kjeldgaard</u>
<u>Oakland:</u>	<u>Kesomi Mafi</u>
	<u>Maamaloa Mafi</u>
	<u>Kevin Parker</u>
<u>Oceanside:</u>	<u>Christian Cronk</u>
<u>Ontario:</u>	<u>Matt Lawson</u>
<u>Perris:</u>	<u>Shawn Dourseau</u>
<u>Petaluma:</u>	<u>Chantz Russell</u>
<u>Pleasanton:</u>	<u>Ben Wooldridge</u>
<u>Redlands:</u>	<u>Anthony Grayson Jr.</u>
<u>Rialto:</u>	<u>Micah St. Andrew</u>
<u>Roseville:</u>	<u>Namani Parker</u>
<u>Sacramento:</u>	<u>Nick Aibuedefe</u>
	<u>Austin Alexander</u>
	<u>Dorzel Hicks</u>
	<u>David Tangipa</u>
<u>San Mateo:</u>	<u>Kwami Jones</u>
<u>Santa Ana:</u>	<u>Keiti Iakopo</u>
<u>Santa Cruz:</u>	<u>Hunter Raquet</u>
<u>Sanger:</u>	<u>Arron Mosby</u>

<u>Stockton:</u>	<u>Derriion Grim</u>
<u>Tulare:</u>	<u>Emoryie Edwards</u>
	<u>Romello Harris</u>
<u>Vacaville:</u>	<u>Mykal Walker</u>
	<u>Patrick Williams Jr.</u>
<u>Visalia:</u>	<u>Jared Torres</u>

COLORADO (1)

<u>Canon City:</u>	<u>Gunner Javernick</u>
--------------------	-------------------------

FLORIDA (3)

<u>Bradenton:</u>	<u>Jacob Westberry</u>
<u>Miami:</u>	<u>Jeff Allison</u>
<u>North Miami Beach:</u>	<u>Patrick Belony</u>

HAWAII (2)

<u>Honolulu:</u>	<u>Tainoa Foster</u>
<u>Wahiawa:</u>	<u>Netane Muti</u>

LOUISIANA (1)

<u>New Orleans:</u>	<u>Damien DeGruy</u>
---------------------	----------------------

MICHIGAN (2)

<u>East Pointe:</u>	<u>Tyrone Sampson Jr.</u>
<u>Livonia:</u>	<u>Shane Ciucci</u>

NEVADA (1)

<u>Las Vegas:</u>	<u>Logan Hughes</u>
-------------------	---------------------

OREGON (1)

<u>Portland:</u>	<u>Nick Abbs</u>
------------------	------------------

TEXAS (7)

<u>Austin:</u>	<u>James Bailey</u>
<u>Fort Worth:</u>	<u>Jaron Bryant</u>
<u>Galena Park:</u>	<u>Tank Kelly</u>
<u>Houston:</u>	<u>Sherman Coleman Jr.</u>
	<u>Bryson Ogelsby</u>
<u>Katy:</u>	<u>Trent Soechting</u>
<u>Pearland:</u>	<u>Saevion Johnson</u>

WASHINGTON (1)

<u>East Wenatchee:</u>	<u>Brian Burt</u>
------------------------	-------------------

CANADA (4)

<u>Toronto (Ontario):</u>	<u>Matt Boateng</u>
<u>Montreal (Quebec):</u>	<u>Marc-David Bien-Aime</u>
	<u>Alex Dumias</u>
<u>Victoria (B.C.):</u>	<u>Dontae Bull</u>



ALPHABETICAL ROSTER

77	Nick Abbs	OL
79	Nick Aibuedefe	OL
25	Austin Alexander	TE
13	Justin Allen	WR
9	Jeff Allison	LB
81	Ricardo Arias	WR
90	Kevin Atkins	DT
7	James Bailey	LB
4	Mike Bell	DB
94	Patrick Belony	DT
71	Marc-David Bien-Aime	OL
26	Matt Boateng	DB
56	Joseph Bonner IV	OL
51	Markus Boyer	OL
85	Erik Brooks	WR
35	Chris Brown	DB
14	Jaron Bryant	DB
72	Dontae Bull	OL
26	Brian Burt	WR
42	Richard Cage	LB
97	Shane Ciucci	K
8	Chris Coleman	WR
25	Sherman Coleman Jr.	DB
17	Steven Comstock	QB
58	Christian Cronk	OL
51	Alex Cruz	DE
47	Blake Cusick	P
19	Frank Dalena	WR
1	Damien DeGruy	DE
10	Shawn Dourseau	DB
43	Alex Dumais	DL
4	Emoryie Edwards	WR
5	Patrick Elima-Jeune	WR
16	Rian Fields	LB
50	Tainoa Foster	LB
8	Wylan Free	DB
74	Jace Fuamatu	OL
37	Asa Fuller	K
28	Kenny Gagnon	DB
2	Chris Gaston	DB
84	Anthony Grayson Jr.	WR
7	Derrion Grim	WR
82	Delvon Hardaway	WR
32	Romello Harris	RB
93	Jasad Haynes	DT
34	George Helmuth	LB
41	Dorzel Hicks	LB
33	Josh Hokit	RB
23	Juju Hughes	DB
62	Logan Hughes	OL
98	Keiti Iakopo	DT
80	Gunner Javernick	TE
96	Kevin Jeanniton	DE
18	Isaiah Johnson	DL
3	KeeSean Johnson	WR
24	Saevion Johnson	RB
33	Kwami Jones	DE
1	Jamire Jordan	WR

NUMERICAL ROSTER

No.	Name	Pos.	Ht.	Wt.	Cl.	Exp.	Hometown (High School/Previous School)
1	Damien DeGruy	DE	6-3	246	So.	2nd	New Orleans, La. (McDonogh 35)
1	Jamire Jordan	WR	5-11	170	Sr.	5th	Lancaster, Calif. (Highland)
2	Chris Gaston	DB	6-1	181	RFr.	2nd	La Puente, Calif. (Bishop Amat)
2	Michiah Quick	WR	5-11	180	RSr.	5th	Fresno, Calif. (Central East/Oklahoma)
3	KeeSean Johnson	WR	6-2	199	Sr.	5th	East Palo Alto, Calif. (Palo Alto)
3	Mykal Walker	DE	6-3	220	RJr.	4th	Vacaville, Calif. (Vacaville/Azusa Pacific)
4	Mike Bell	DB	6-3	203	Jr.	4th	Moreno Valley, Calif. (Citrus Hill)
4	Emoryie Edwards	WR	5-11	187	Fr.	1st	Tulare, Calif. (Tulare Union)
5	Patrick Elima-Jeune	WR	6-0	190	RFr.	2nd	Inglewood, Calif. (Morningside)
5	Emeka Ndoh	DE	6-0	250	Sr.	4th	Hanford, Calif. (Immanuel/De Anza College)
6	Tank Kelly	DB	5-10	183	Sr.	5th	Galena Park, Texas (Galena Park)
6	Marcus McMaryion	QB	6-2	203	Sr.	5th	Dinuba, Calif. (Dinuba/Oregon State)
6	Ben Wooldridge	QB	6-2	205	Fr.	1st	Pleasanton, Calif. (Foothill)
7	James Bailey	LB	6-1	225	Sr.	4th	Austin, Texas (Lake Travis)
7	Derrion Grim	WR	6-1	194	Jr.	3rd	Stockton, Calif. (McNair/Nebraska/Delta JC)
8	Chris Coleman	WR	5-11	183	RFr.	2nd	Bakersfield, Calif. (Garces Memorial)
8	Wylan Free	DB	6-2	178	RFr.	2nd	Compton, Calif. (Lynwood)
9	Jeff Allison	LB	6-0	242	Jr.	3rd	Miami, Fla. (Langston Hughes [Ga.])
10	Shawn Dourseau	DB	5-10	170	Fr.	1st	Perris, Calif. (Citrus Hill)
10	Jorge Reyna	QB	6-0	215	RJr.	4th	Downey, Calif. (Pasadena/West LA College)
11	Sherwin King Jr.	LB	5-11	227	Fr.	1st	Fresno, Calif. (Sunnyside)
11	Dejonte O'Neal	RB	5-7	175	Sr.	4th	Fresno, Calif. (Bullard)
13	Justin Allen	WR	5-11	192	Sr.	5th	Los Angeles, Calif. (Mater Dei)
13	Kesomi Mafi	LB	5-11	228	Sr.	5th	Oakland, Calif. (Oakland/Laney College)
14	Jaron Bryant	DB	6-1	176	Jr.	3rd	Fort Worth, Texas (Duncanville)
15	Aaron Mosby	DB	6-4	218	So.	2nd	Sanger, Calif. (Sanger)
16	Rian Fields	LB	6-5	185	Fr.	1st	Irvine, Calif. (Irvine)
16	Jared Rice	TE	6-5	230	Jr.	4th	Modesto, Calif. (Central Catholic)
17	Steven Comstock	QB	6-0	195	Fr.	1st	Glendora, Calif. (Northview)
17	Deonte Perry	DB	6-0	183	So.	3rd	Canoga Park, Calif. (Canoga Park)
18	Isaiah Johnson	DL	6-3	228	Fr.	1st	Modesto, Calif. (Downey)
18	Hunter Raquet	QB	6-3	200	So.	2nd	Santa Cruz, Calif. (San Benito/Monterey Peninsula College)
19	Frank Dalena	WR	5-8	154	Jr.	4th	Fresno, Calif. (San Joaquin Memorial)
20	Kilifi Leaeatoa	LB	6-2	219	Fr.	1st	Menlo Park, Calif. (Menlo-Atherton)
20	Ronnie Rivers	RB	5-8	175	So.	2nd	Brentwood, Calif. (Freedom)
22	Jordan Sims	RB	5-11	192	So.	2nd	East Palo Alto, Calif. (Menlo-Atherton)
22	Trent Soechting	LB	6-3	225	Sr.	5th	Katy, Texas (Cinco Ranch/Blinn College)
23	Juju Hughes	DB	5-11	182	Jr.	3rd	Hanford, Calif. (Hanford)
23	Kevin Parker	WR	5-6	150	So.	3rd	Oakland, Calif. (Skyline)
24	Saevion Johnson	RB	6-0	200	So.	3rd	Pearland, Texas (Pearland Dawson)
25	Austin Alexander	TE	6-5	228	Fr.	1st	Sacramento, Calif. (Capital Christian)
25	Sherman Coleman Jr.	DB	5-9	170	Sr.	5th	Houston, Texas (Westside/Cisco College)
26	Matt Boateng	DB	6-0	175	Sr.	5th	Toronto, Canada (IMG Academy/Kansas/Arizona Western College)
26	Brian Burt	WR	5-11	194	Sr.	4th	East Wenatchee, Wash. (Eastmont/Ventura College)
27	Ka'Lonn Milton	DB	6-0	185	Jr.	4th	Fresno, Calif. (Buchanan/Fresno City College)
27	Zane Pope	WR	6-2	191	RFr.	2nd	Moorpark, Calif. (Moorpark)
28	Kenny Gagnon	DB	5-11	185	So.	3rd	La Quinta, Calif. (Desert Christian Academy)
28	Bryson Oglesby	DB	5-11	195	Jr.	4th	Houston, Texas (Fort Bend Austin)
29	Justin Rice	LB	6-2	225	Jr.	3rd	Modesto, Calif. (Central Catholic)
30	Messiah Tyler	LB	5-8	225	Jr.	4th	Murrieta, Calif. (Vista Murrieta/University of La Verne)
30	Khai Williams	RB	5-10	209	Jr.	4th	Fresno, Calif. (Edison/Fresno City College)
31	Andrew Wright	DE	6-2	237	So.	3rd	Buena Park, Calif. (Buena Park)
32	Romello Harris	RB	5-11	188	So.	3rd	Tulare, Calif. (Tulare Union/Washington State)
33	Josh Hokit	RB	6-1	220	Jr.	3rd	Clovis, Calif. (Clovis)
33	Kwami Jones	DE	6-2	250	Jr.	3rd	San Mateo, Calif. (Serra/College of San Mateo)
34	George Helmuth	LB	6-1	225	Sr.	5th	Fresno, Calif. (Clovis North)
35	Chris Brown	DB	5-11	188	RFr.	2nd	Modesto, Calif. (Modesto Christian)
36	Cam Sutton	TE	6-6	222	Jr.	3rd	Moreno Valley, Calif. (Norco/Riverside City College)
37	Asa Fuller	K	6-2	227	RFr.	2nd	Fountain Valley, Calif. (Servite)
38	Maamaloa Mafi	DB	5-11	193	Sr.	4th	Oakland, Calif. (Oakland/Laney College)
39	Mateo Thompson	K	5-7	155	Jr.	3rd	Murrieta, Calif. (Murrieta Mesa/Saddleback JC)
41	Dorzel Hicks	LB	5-10	221	Jr.	3rd	Sacramento, Calif. (Grant/College of San Mateo)
42	Richard Cage	LB	6-1	220	So.	2nd	Corona, Calif. (Eleanor Roosevelt)
43	Alex Dumais	DL	6-3	259	Fr.	1st	Montreal, Canada (Saint Paul-CA)
44	Leavel Tatum III	DT	6-0	250	So.	3rd	Fresno, Calif. (Edison/UNLV)
45	Carson King	P	6-0	182	Fr.	1st	Livermore, Calif. (Freedom)
46	David Tate Jr.	LB	6-2	220	So.	3rd	Fresno, Calif. (Edison/UNLV)
47	Blake Cusick	P	6-2	185	Jr.	4th	Monrovia, Calif. (Monrovia)
50	Tainoa Foster	LB	6-2	195	So.	3rd	Honolulu, Hawai'i (Kamehameha)



6	Tank Kelly	DB
45	Carson King	P
11	Sherwin King Jr.	LB
92	Matt Kjeldgaard	DL
60	Matt Lawson	DL
20	Kilifi Leaetoea	LB
13	Kesomi Mafi	LB
38	Maamaloa Mafi	DB
99	Ricky McCoy	DL
6	Marcus McMaryion	QB
27	Ka'Lonn Milton	DB
22	Jordan Mims	RB
15	Arron Mosby	DB
52	Netane Muti	OL
5	Emeka Ndoh	DE
11	Dejonte O'Neal	RB
28	Bryson Oglesby	DB
23	Kevin Parker	WR
87	Namani Parker	WR
55	Leonard Payne	DL
17	Deonte Perry	DB
27	Zane Pope	WR
55	Cody Pound	OL
2	Michiah Quick	WR
18	Hunter Raquet	QB
10	Jorge Reyna	QB
16	Jared Rice	TE
29	Justin Rice	LB
89	Kyle Riddering	TE
20	Ronnie Rivers	RB
67	Chantz Russell	OL
50	Tyrone Sampson Jr.	OL
73	Michah St. Andrew	OL
59	Matt Smith	OL
22	Trent Soechting	LB
36	Cam Sutton	TE
88	David Tangipa	TE
46	David Tate Jr.	LB
44	Leevel Tatum III	DT
39	Mateo Thompson	K
86	Jared Torres	TE
65	Syrus Tuitele	OL
75	Zelan Tupuola	OL
30	Messiah Tyler	LB
3	Mykal Walker	DE
53	Jacob Westberry	LS
30	Khai Williams	RB
54	Patrick Williams Jr.	LS
66	Quireo Woodley	OL
6	Ben Wooldridge	QB
31	Andrew Wright	DE

50	Tyrone Sampson Jr.	OL	6-2	320	Fr.	1st	East Pointe, Mich. (East English Village Prep)
51	Markus Boyer	OL	6-1	300	Sr.	4th	Huntington Beach, Calif. (Edison/Saddleback JC/UCLA)
51	Alex Cruz	DE	6-2	235	RFr.	2nd	Concord, Calif. (Concord)
52	Netane Muti	OL	6-3	310	So.	3rd	Wahiawa, Hawai'i (Leilehua)
53	Jacob Westberry	LS	6-3	248	So.	3rd	Bradenton, Fla. (Saint Stephen's Episcopal)
54	Patrick Williams Jr.	LS	6-3	205	So.	3rd	Vacaville, Calif. (Vacaville)
55	Leonard Payne	DL	6-2	260	Fr.	1st	Downey, Calif. (St. Pius X-St. Matthias Academy)
55	Cody Pound	OL	6-4	295	Jr.	4th	Durham, Calif. (Durham/Butte College)
56	Joseph Bonner IV	OL	6-3	310	Fr.	1st	Hanford, Calif. (Hanford East)
57	Jace Fuamatu	OL	6-3	330	Fr.	1st	Bellflower, Calif. (St. John Bosco)
58	Christian Cronk	OL	6-5	305	Sr.	4th	Oceanside, Calif. (Oceanside/Riverside CC)
59	Matt Smith	OL	5-11	280	So.	3rd	Long Beach, Calif. (St. John Bosco)
60	Matt Lawson	DL	6-0	295	Fr.	1st	Ontario, Calif. (Colony)
62	Logan Hughes	OL	6-4	285	Sr.	4th	Las Vegas, Nev. (Green Valley/Victor Valley College)
65	Syrus Tuitele	OL	6-6	305	So.	2nd	Chico, Calif. (Pleasant Valley)
66	Quireo Woodley	OL	6-4	295	So.	2nd	Murrieta, Calif. (Murrieta Valley)
67	Chantz Russell	OL	6-6	270	RFr.	2nd	Petaluma, Calif. (Marin Catholic)
71	Marc-David Bien-Aime	OL	6-5	350	Fr.	1st	Montreal, QC, Canada (Montmorency College)
72	Dontae Bull	OL	6-6	324	RFr.	2nd	Victoria, Canada (Belmont Secondary)
73	Michah St. Andrew	OL	6-3	327	Sr.	5th	Rialto, Calif. (Eisenhower)
75	Zelan Tupuola	OL	6-2	295	RFr.	2nd	Carson, Calif. (J Serra Catholic)
77	Nick Abbs	OL	6-5	293	Jr.	3rd	Portland, Ore. (Gresham/Fresno City College)
79	Nick Aibuedefer	OL	6-4	274	Jr.	4th	Sacramento, Calif. (Capital Christian)
80	Gunner Javernick	TE	6-6	253	Sr.	5th	Canon City, Colo. (Canon City/Ventura Junior College)
81	Ricardo Arias	WR	6-1	205	Fr.	1st	Fresno, Calif. (Clovis West)
82	Delvon Hardaway	WR	6-1	197	Sr.	6th	Los Angeles, Calif. (Dorsey)
84	Anthony Grayson Jr.	WR	6-1	170	Sr.	5th	Redlands, Calif. (Redlands East Valley)
85	Erik Brooks	WR	5-7	162	Fr.	1st	Corona, Calif. (Roosevelt)
86	Jared Torres	TE	6-5	240	Fr.	1st	Visalia, Calif. (El Diamante)
87	Namani Parker	WR	6-4	198	Sr.	5th	Roseville, Calif. (Oakmont/American River)
88	David Tangipa	TE	6-5	240	Sr.	5th	Sacramento, Calif. (Foothill)
89	Kyle Riddering	TE	6-6	235	Sr.	5th	Fresno, Calif. (Clovis North)
90	Kevin Atkins	DT	6-2	300	So.	3rd	Murrieta, Calif. (Vista Murrieta)
92	Matt Kjeldgaard	DL	6-2	285	Fr.	1st	Oakdale, Calif. (Oakdale)
93	Jasad Haynes	DT	6-1	283	Jr.	4th	Fresno, Calif. (Clovis North)
94	Patrick Belony	DT	6-1	305	Sr.	5th	N. Miami Beach, Fla. (N. Miami Beach/Antelope Valley College)
96	Kevin Jeanniton	DE	6-2	245	So.	3rd	Fresno, Calif. (Edison)
97	Shane Ciucci	K	5-8	170	Fr.	1st	Livonia, Mich. (Divine Child)
98	Keiti Iakopo	DT	5-11	295	Jr.	3rd	Santa Ana, Calif. (Fountain Valley/Golden West College)
99	Ricky McCoy	DL	6-2	300	Jr.	4th	Fresno, Calif. (Roosevelt/Washington)

Coaching Staff

Jeff Tedford - Head Coach
 Kalen DeBoer - Assistant Head Coach/Offensive Coordinator
 Bert Watts - Defensive Coordinator
 Jamar Cain - Assistant Coach (Defensive Line)
 Jamie Christian - Assistant Coach (Running Backs/Special Teams Coordinator)
 Ryan Grubb - Assistant Coach (Offensive Line/Run Game Coordinator)
 Kirby Moore - Assistant Coach (Wide Receivers)
 Scott Thompson - Assistant Coach (Tight Ends)
 Kenwick Thompson - Assistant Coach (Linebackers)
 J.D. Williams - Assistant Coach (Defensive Backs)
 Lucas Gingold - Assistant Coach (Asst. for Running Backs/Special Teams)
 Brad Vonnahme - Offensive Analyst
 Andy Ward - Head Strength and Conditioning Coach, Football
 Dylan Chmura - Offensive Graduate Assistant
 D.J. Harper - Offensive Graduate Assistant
 Matt Lea - Defensive Graduate Assistant
 C.J. McGorisk - Defensive Graduate Assistant



GAME 8 DEPTH CHART

OFFENSE

Quarterback

- 6 Marcus McMaryion (6-2, 203, Sr.)
10 Jorge Reyna (6-0, 215, RJr.)

Running Back

- 33 Josh Hokit (6-1, 220, Jr.)
or 22 Jordan Mims (5-11, 192, So.)
or 11 Dejonte O'Neal (5-7, 175, Sr.)
or 20 Ronnie Rivers (5-8, 175, So.)

Left Tackle

- 58 Christian Cronk (6-5, 305, Sr.)
79 Nick Aibuedefe (6-4, 274, Jr.)

Left Guard

- 62 Logan Hughes (6-4, 285, Sr.)
77 Nick Abbs (6-5, 293, Jr.)

Center

- 51 Markus Boyer (6-1, 300, Sr.)
59 Matt Smith (5-11, 280, So.)

Right Guard

- 73 Micah St. Andrew (6-3, 327, Sr.)
57 Jace Fuamatu (6-3, 330, Fr.)

Right Tackle

- 65 Syrus Tuitele (6-6, 305, So.)
62 Logan Hughes (6-4, 285, Sr.)

Wide Receiver

- 1 Jamire Jordan (5-11, 170, Sr.)
7 Derrion Grim (6-1, 194, Jr.)

Wide Receiver

- 3 KeeSean Johnson (6-2, 199, Sr.)
82 Delvon Hardaway (6-1, 197, Sr.)

Wide Receiver

- 13 Justin Allen (5-11, 192, Sr.)
8 Chris Coleman (5-11, 183, RFr.)

Tight End

- 16 Jared Rice (6-5, 230, Jr.)
89 Kyle Riddering (6-6, 235, Sr.)

DEFENSE

End

- 3 Mykal Walker (6-3, 220, RJr.)
31 Andrew Wright (6-2, 237, So.)

Tackle

- 93 Jasad Haynes (6-1, 283, Jr.)
94 Patrick Belony (6-1, 305, Sr.)

Tackle

- 90 Kevin Atkins (6-2, 300, So.)
98 Keiti Iakopo (5-11, 295, Jr.)

End

- 5 Emeka Ndoh (6-0, 250, Sr.)
33 Kwami Jones (6-2, 250, Jr.)

Linebacker

- 34 George Helmuth (6-1, 225, Sr.)
11 Sherwin King Jr. (5-11, 227, Fr.)

Linebacker

- 9 Jeff Allison (6-0, 242, Jr.)
41 Dorrzel Hicks (5-10, 221, Jr.)

Linebacker

- 7 James Bailey (6-1, 225, Sr.)
13 Kesomi Mafi (5-11, 228, Sr.)

Cornerback

- 6 Tank Kelly (5-10, 183, Sr.)
26 Matt Boateng (6-0, 175, Sr.)

Strong Safety

- 23 Juju Hughes (5-11, 182, Jr.)
2 Chris Gaston (6-1, 181, RFr.)

Free Safety

- 4 Mike Bell (6-3, 205, Jr.)
15 Arron Mosby (6-4, 217, So.)

Cornerback

- 14 Jaron Bryant (6-0, 176, Jr.)
8 Wylan Free (6-2, 178, RFr.)

SPECIAL TEAMS

Place Kicker

- 37 Asa Fuller (6-2, 227, RFr.)
97 Shane Ciucci (5-8, 170, Fr.)

Punter

- 47 Blake Cusick (6-2, 190, Jr.)
45 Carson King (6-0, 182, Fr.)

Long Snapper

- 53 Jacob Westberry (6-3, 250, So.)
54 Patrick Williams, Jr. (6-3, 207, So.)

Holder

- 47 Blake Cusick (6-2, 185, Jr.)
10 Jorge Reyna (6-0, 215, RJr.)

Kick Returner

- 11 Dejonte O'Neal (5-7, 175, Sr.)
1 Jamire Jordan (5-11, 170, Sr.)
26 Brian Burt (5-11, 194, Sr.)

Punt Returner

- 20 Ronnie Rivers (5-8, 175, So.)
3 KeeSean Johnson (6-2, 199, Sr.)

Pronunciation Guide

Nick Aibuedefe.....Ab-U-deaf-eh
Marc-David Bein-Aime.....Be-N-ah-me
Jaron Bryant.....Jair-un
Shane Ciucci.....choo-chee
Alex Dumais.....Do-may
Shawn Dourseau.....Door-so
Damien DeGruy.....Da-Grew
Patrick Elima-Juene.....e-Lee-ma June
Tainoa Foster.....Tie-Noah
Wylan Free.....Way-lynn
Jace Fuamatu.....foo-a-mah-to
Derrion Grim.....Dare-E-On
Anthoula "Tank" Kelly.....An-thu-la
George Helmuth.....Hell-mooth
Josh Hokit.....Ho-kit
Jamire Jordan.....Jameer
Matt Kjeldgaard.....kill-guard

Keiti Iakopo.....K-T yah-Ko-Po
Kilifi Leaetoea.....Lie-a-toe-a
Kesomi Mafi.....ke-So-Me
Maamaloa Mafi.....Ma-ma-low-ah
Netane Muti.....Nuh-tahn-E, Moo-T
Emeka Ndoh.....ah-Mec-ah, en-doh
Dejonte O'Neal.....Dijon-teh
Namani Parker.....Na-monn-E
Deonte Perry.....Dee-On-teh
Michiah Quick.....Mih-kai-ah
Trent Soechting.....Sec-Ting
David Tangipa.....Tong-E-Pa
Leevel Tatum.....Lee-velle
Syrus Tuitele.....Two-tell-E
Zelan Tupuola.....Z-lynn, Tu-Pu-Oh-La
Quireo Woodley.....Keer-E-O

Kalen DeBoer.....K-lynn
Brad Vonnahme.....Va-Nom-E



SCHEDULE/FUTURES

2018 BULLDOG FOOTBALL SCHEDULE (ALL TIMES PACIFIC)

September	1	Idaho		W, 79-13	facebook
	8	at Minnesota		L, 21-14	FS1
	15	at UCLA		W, 38-14	FS1
	29	Toledo		W, 49-27	ESPN
October	6	at Nevada*		W, 21-3	ESPN
	13	Wyoming*		W, 27-3	ESPN
	20	at New Mexico*		W, 38-7	ESPN
	27	Hawai'i* (Homecoming)		7:30 p.m.	ESPN 2
November	3	at UNLV*		7:30 p.m.	CBS Sports Network
	9	at Boise State*		7:15 p.m.	ESPN 2
	17	San Diego State*		7:30 p.m.	CBS Sports Network
	24	San Jose State*		TBA	ESPN NETWORKS

ESPN Networks: Means ESPN must alert the two schools associated no less than 12 days before the designated game day what time kick off will be and what platform it will be distributed on (ESPN, ESPN2, ESPNNews, ESPNU or ESPN3).

The Mountain West Championship game will take place on December 1 featuring the two divisional champions.

Indicators

* MW conference game

BULLDOG FOOTBALL CHANNEL FINDER...

AT&T UVERSE
CBS Sports Network 643, 1643
ESPN: 602, 1602
ESPN2: 606, 1606
ESPNNews: 604, 1604
ESPNU: 605, 1605
FS1: 652, 1652

COMCAST (FRESNO MARKET)
Big 10 Network: 403
CBS Sports Network: 418, 732
ESPN: 32, 724
ESPN2: 33, 725
ESPNNews: 402, 726
ESPNU: 420, 788
FS1: 35, 731

DIRECTV
CBS Sports Network: 221
ESPN: 206
ESPN2: 209
ESPNNews: 207
ESPNU: 208
FS1: 219

DISH NETWORK
CBS Sports Network: 158
ESPN: 140
ESPN2: 144
ESPNNews: 142
ESPNU: 141
FS1: 150

FUTURE BULLDOG FOOTBALL SCHEDULES

2019			2020			2021			2022
Date	Opponent	Location	Date	Opponent	Location	Date	Opponent	Location	
A31	at USC	Los Angeles, CA	S12	at Colorado	Boulder, CO	S4	at Oregon	Eugene, OR	Sept. 3 -- Sacramento State
S7	Minnesota	Fresno, CA	S26	at Texas A&M	College Station, TX	S18	at UCLA	Los Angeles, CA	Sept. 10 -- Oregon State
S21	Sacramento State	Fresno, CA	O17	New Mexico State	Fresno, CA	TBD	TBD		Sept. 17 -- at USC
S28	at New Mexico State	Las Cruces, NM	TBD	TBD		TBD	TBD		
	Colorado State*	Fresno, CA		Air Force*	Fresno, CA		Boise State*	Fresno, CA	2023
	Nevada*	Fresno, CA		Hawai'i*	Fresno, CA		Nevada*	Fresno, CA	Sept. 16 -- at Arizona State
	UNLV*	Fresno, CA		San Diego State*	Fresno, CA		UNLV*	Fresno, CA	2024
	Utah State*	Fresno, CA		San Jose State*	Fresno, CA		New Mexico*	Fresno, CA	Aug. 31 -- at Oregon State
	at Air Force*	USAF		at Colorado State*	Fort Collins, CO		at Hawai'i*	Honolulu, HI	Sept. 14 -- at UCLA
	at Hawai'i*	Honolulu, HI		at Nevada*	Reno, NV		at San Diego State*	San Diego, CA	
	at San Diego State*	San Diego, CA		at UNLV*	Las Vegas, NV		at San Jose State*	San Jose, CA	2025
	at San Jose State*	San Jose, CA		at Utah State*	Logan, UT		at Wyoming*	Laramie, WY	Aug. 30 -- at USC

* = Mountain West game

All future conference game dates are TBD



2018 FRESNO STATE STATISTICS

2018 SCHEDULE/RESULTS

Date	Opponent	Result	Score	Overall	Conference	Time	Attend
Sept. 1, 2018	Idaho	W	79-13	1-0	--	3:10	31,170
Sept. 8, 2018	at Minnesota	L	21-14	1-1	--	3:14	38,280
Sept. 15, 2018	at UCLA	W	38-14	2-1	--	3:21	60,867
Sept. 29, 2018	Toledo	W	49-27	3-1	--	3:15	33,401
Oct. 6, 2018	at Nevada*	W	21-3	4-1	1-0	3:00	15,367
Oct. 13, 2018	Wyoming*	W	27-3	5-1	2-0	3:04	28,501
Oct. 20, 2018	at New Mexico*	W	38-7	6-1	3-0	3:13	16,708
Oct. 27, 2018	Hawaii*						
Nov. 3, 2018	at UNLV*						
Nov. 9, 2018	at Boise State*						
Nov. 17, 2018	San Diego State*						
Nov. 24, 2018	San Jose State*						

* MW game

TEAM STATISTICS

TEAM STATISTICS	Fresno St.	OPP
SCORING	266	88
Points Per Game	38.0	12.6
Points Off Turnovers	76	17
FIRST DOWNS	143	124
Rushing	49	47
Passing	84	65
Penalty	10	12
RUSHING YARDAGE	949	874
Yards gained rushing	1044	990
Yards lost rushing	95	116
Rushing Attempts	259	254
Average Per Rush	3.7	3.4
Average Per Game	135.6	124.9
TDs Rushing	18	4
PASSING YARDAGE	1905	1213
Comp-Att-Int	153-218-3	105-221-13
Average Per Pass	8.7	5.5
Average Per Catch	12.5	11.6
Average Per Game	272.1	173.3
TDs Passing	15	6
TOTAL OFFENSE	2854	2087
Total Plays	477	475
Average Per Play	6.0	4.4
Average Per Game	407.7	298.1
KICK RETURNS: #-Yards	8-141	23-420
PUNT RETURNS: #-Yards	9-62	5-19
INT RETURNS: #-Yards	13-166	3-4
KICK RETURN AVERAGE	17.6	18.3
PUNT RETURN AVERAGE	6.9	3.8
INT RETURN AVERAGE	12.8	1.3
FUMBLES-LOST	9-3	10-5
PENALTIES-Yards	33-275	35-308
Average Per Game	39.3	44.0
PUNTS-Yards	34-1468	43-1869
Average Per Punt	43.2	43.5
Net punt average	40.9	41.1
KICKOFFS-Yards	46-2743	23-1449
Average Per Kick	59.6	63.0
Net kick average	41.3	41.7
TIME OF POSSESSION/Game	31:43	28:17
3RD-DOWN Conversions	49/98	28/102
3rd-Down Pct	50%	27%
4TH-DOWN Conversions	6/8	9/15
4th-Down Pct	75%	60%
SACKS BY-Yards	13-82	5-32
MISC YARDS	159	0
TOUCHDOWNS SCORED	37	10
FIELD GOALS-ATTEMPTS	3-6	6-9
ON-SIDE KICKS	0-0	0-0
RED-ZONE SCORES	(27-31) 87%	(7-13) 54%
RED-ZONE TOUCHDOWNS	(24-31) 77%	(6-13) 46%
PAT-ATTEMPTS	(33-36) 92%	(8-9) 89%
ATTENDANCE	93072	131222
Games/Avg Per Game	3/31024	4/32806

Score by Quarters	1st	2nd	3rd	4th	OT	Total
Fresno State	52	80	92	42	--	266
Opponents	23	26	14	25	--	88

FIELD GOALS	FGM-FGA	Pct.	01-19	20-29	30-39	40-49	50-59	Lg	Blk
FULLER, Asa	3-6	50.0	0-0	1-1	2-2	0-2	0-1	33	0

FG SEQUENCE	Fresno St.	Opponents
Idaho	(33), 50	36, 39
at Minnesota	--	(53), (50)
at UCLA	(28)	--
Toledo	43	(46), (43), 37
at Nevada	--	(41)
Wyoming	--	(44)
at New Mexico	42, (30)	-
Hawaii		
at UNLV		
at Boise State		
San Diego State		
San Jose State		

(parenthesis indicate field goal was made)

PUNTING	No.	Yds	Avg.	Long	TB	FC	I20	50+
CUSICK, Blake	34	1468	43.2	72	3	12	20	9
Total.....	34	1468	43.2	72	3	12	20	9
Opponents.....	43	1869	43.5	74	2	17	8	10

KICKOFFS	No.	Yds	Avg.	TB	OB	Retn	Net	YdLn
FULLER, Asa	46	2743	59.6	17	3			
Total.....	46	2743	59.6	17	3	420	41.3	23
Opponents.....	23	1449	63.0	14	1	141	41.7	23

PUNT RETURNS	No.	Yds	Avg.	TD	Long
RIVERS, Ronnie	5	62	12.4	0	18
JOHNSON, KeeSean	4	0	0.0	0	2
Total.....	9	62	6.9	0	18
Opponents.....	5	19	3.8	0	11

KICK RETURNS	No.	Yds	Avg.	TD	Long
JORDAN, Jamire	3	68	22.7	0	37
BURT, Brian	2	24	12.0	0	21
O'NEAL, Dejonte	2	31	15.5	0	18
ELIMA-JEUNE, Patrick	1	18	18.0	0	18
Total.....	8	141	17.6	0	37
Opponents.....	23	420	18.3	0	35



2018 FRESNO STATE STATISTICS

RUSHING	G	Att.	Gain	Loss	Net	Avg.	TD	Long	Avg/G
MIMS, Jordan	7	82	311	26	285	3.5	4	22	40.7
HOKIT, Josh	6	51	192	5	187	3.7	0	22	31.2
O'NEAL, Deonte	7	29	122	12	110	3.8	1	26	15.7
MCMARYION, Marcus	7	34	142	32	110	3.2	7	26	15.7
RIVERS, Ronnie	4	22	107	0	107	4.9	3	19	26.8
JOHNSON, Saevion	6	15	59	1	58	3.9	2	8	9.7
REYNA, Jorge	7	5	48	0	48	9.6	0	19	6.9
HARRIS, Romello	2	4	47	0	47	11.8	1	27	23.5
GRIM, Derrion	7	3	5	0	5	1.7	0	4	0.7
JOHNSON, KeeSean	7	2	7	3	4	2.0	0	7	0.6
HARDAWAY, Delvon	7	1	1	0	1	1.0	0	1	0.1
COLEMAN, Chris	7	2	3	3	0	0.0	0	3	0.0
Total.....	7	259	1044	95	949	3.7	18	27	135.6
Opponents.....	7	254	990	116	874	3.4	4	36	124.9

PASSING	G	Effic	Comp-Att-Int	Pct	Yds	TD	Long	Avg/G
MCMARYION, M.	7	164.28	150-212-2	70.8	1858	14	69	265.4
REYNA, Jorge	7	204.96	3-5-0	60.0	47	1	33	6.7
HOKIT, Josh	6	-200.00	0-1-1	0.0	0	0	0	0.0
Total.....	7	163.54	153-218-3	70.2	1905	15	69	272.1
Opponents.....	7	90.81	105-221-13	47.5	1213	6	73	173.3

RECEIVING	G	No.	Yards	Avg.	TD	Long	Avg/G
JOHNSON, KeeSean	7	46	659	14.3	6	45	94.1
RICE, Jared	7	29	371	12.8	2	69	53.0
MIMS, Jordan	7	16	236	14.8	1	55	33.7
JORDAN, Jamire	7	14	180	12.9	0	38	25.7
RIVERS, Ronnie	4	8	141	17.6	2	34	35.2
QUICK, Michiah	2	7	44	6.3	0	11	22.0
HOKIT, Josh	6	7	34	4.9	0	10	5.7
GRIM, Derrion	7	5	74	14.8	1	33	10.6
ALLEN, Justin	7	5	38	7.6	0	13	5.4
COLEMAN, Chris	7	4	40	10.0	0	13	5.7
RIDDERING, Kyle	7	4	28	7.0	2	10	4.0
O'NEAL, Deonte	7	4	12	3.0	0	10	1.7
SUTTON, Cam	6	2	38	19.0	0	20	6.3
TANGIPA, David	7	2	10	5.0	1	7	1.4
Total.....	7	153	1905	12.5	15	69	272.1
Opponents.....	7	105	1213	11.6	6	73	173.3

FUMBLE RETURNS	No.	Yds	Avg.	TD	Long
BRYANT, Jaron	0	0	0.0	2	0
Total.....	0	0	0.0	2	0
Opponents.....	1	3	3.0	0	3

INTERCEPTIONS	No.	Yds	Avg.	TD	Long
KELLY, Anthoula	3	83	27.7	1	43
BELL, Mike	3	1	0.3	0	1
ALLISON, Jeff	2	27	13.5	0	23
FREE, Wylan	1	12	12.0	0	12
WALKER, Mykal	1	38	38.0	1	38
BAILEY, James	1	0	0.0	0	0
HUGHES, Juju	1	0	0.0	0	0
TATUM III, Leevel	1	5	5.0	0	5
Total.....	13	166	12.8	2	43
Opponents.....	3	4	1.3	0	4

SCORING	TD	FGs	Kick	Rush	Rev	Pass	DPX	Saf	Pts
MCMARYION, M.	7	0-0	0-0	0-0	0	0-0	0	0	42
FULLER, Asa	0	3-6	33-36	0-0	0	0-0	0	0	42
JOHNSON, KeeSean	6	0-0	0-0	0-0	0	0-0	0	0	36
MIMS, Jordan	5	0-0	0-0	0-0	0	0-0	0	0	30
RIVERS, Ronnie	5	0-0	0-0	0-0	0	0-0	0	0	30
JOHNSON, Saevion	2	0-0	0-0	0-0	0	0-0	0	0	12
RIDDERING, Kyle	2	0-0	0-0	0-0	0	0-0	0	0	12
RICE, Jared	2	0-0	0-0	0-0	0	0-0	0	0	12
BRYANT, Jaron	2	0-0	0-0	0-0	0	0-0	0	0	12
TANGIPA, David	1	0-0	0-0	0-0	0	0-0	0	0	6
KELLY, Anthoula	1	0-0	0-0	0-0	0	0-0	0	0	6
WALKER, Mykal	1	0-0	0-0	0-0	0	0-0	0	0	6
GRIM, Derrion	1	0-0	0-0	0-0	0	0-0	0	0	6
O'NEAL, Deonte	1	0-0	0-0	0-0	0	0-0	0	0	6
HARRIS, Romello	1	0-0	0-0	0-0	0	0-0	0	0	6
JAVERNICK, Gunner	0	0-0	0-0	0-0	1	0-0	0	0	2
REYNA, Jorge	0	0-0	0-0	0-0	0	1-1	0	0	0
Total.....	37	3-6	33-36	0-0	1	1-1	0	0	266
Opponents.....	10	6-9	8-9	0-0	1	1-1	0	0	88

TOTAL OFFENSE	G	Plays	Rush	Pass	Total	Avg/G
MCMARYION, Marcus	7	246	110	1858	1968	281.1
MIMS, Jordan	7	82	285	0	285	40.7
HOKIT, Josh	6	52	187	0	187	31.2
O'NEAL, Deonte	7	29	110	0	110	15.7
RIVERS, Ronnie	4	22	107	0	107	26.8
REYNA, Jorge	7	10	48	47	95	13.6
JOHNSON, Saevion	6	15	58	0	58	9.7
HARRIS, Romello	2	4	47	0	47	23.5
GRIM, Derrion	7	3	5	0	5	0.7
JOHNSON, KeeSean	7	2	4	0	4	0.6
HARDAWAY, Delvon	7	1	1	0	1	0.1
TEAM	6	9	-13	0	-13	-2.2
Total.....	7	477	949	1905	2854	407.7
Opponents.....	7	475	874	1213	2087	298.1

ALL PURPOSE	G	Rush	Rec	PR	KOR	IR	Tot	Avg/G
JOHNSON, KeeSean	7	4	659	0	0	0	663	94.7
MIMS, Jordan	7	285	236	0	0	0	521	74.4
RICE, Jared	7	0	371	0	0	0	371	53.0
RIVERS, Ronnie	4	107	141	62	0	0	310	77.5
JORDAN, Jamire	7	0	180	0	68	0	248	35.4
HOKIT, Josh	6	187	34	0	0	0	221	36.8
O'NEAL, Deonte	7	110	12	0	31	0	153	21.9
MCMARYION, Marcus	7	110	0	0	0	0	110	15.7
KELLY, Anthoula	7	0	0	0	0	83	83	11.9
GRIM, Derrion	7	5	74	0	0	0	79	11.3
JOHNSON, Saevion	6	58	0	0	0	0	58	9.7
REYNA, Jorge	7	48	0	0	0	0	48	6.9
HARRIS, Romello	2	47	0	0	0	0	47	23.5
QUICK, Michiah	2	0	44	0	0	0	44	22.0
COLEMAN, Chris	7	0	40	0	0	0	40	5.7
WALKER, Mykal	7	0	0	0	0	38	38	5.4
ALLEN, Justin	7	0	38	0	0	0	38	5.4
SUTTON, Cam	6	0	38	0	0	0	38	6.3
RIDDERING, Kyle	7	0	28	0	0	0	28	4.0
ALLISON, Jeff	7	0	0	0	0	27	27	3.9
BURT, Brian	5	0	0	0	24	0	24	4.8
ELIMA-JEUNE, Patrick	5	0	0	0	18	0	18	3.6
FREE, Wylan	7	0	0	0	0	12	12	1.7
TANGIPA, David	7	0	10	0	0	0	10	1.4
TATUM III, Leevel	7	0	0	0	0	5	5	0.7
HARDAWAY, Delvon	7	1	0	0	0	0	1	0.1
BELL, Mike	7	0	0	0	0	1	1	0.1
TEAM	6	-13	0	0	0	0	-13	-2.2
Total.....	7	949	1905	62	141	166	3223	460.4
Opponents.....	7	874	1213	19	420	4	2530	361.4



2018 FRESNO STATE STATISTICS

DEFENSIVE LEADERS	GP	----- Tackles -----				-Sacks-		--- Pass Def ---		- Fumbles -		Blkd	
		Solo	Ast	Total	TFL/Yds	No.-Yards	Int-Yds	BrUp	QBH	Rev-Yds	FF	Kick	Saf
ALLISON, Jeff	7	40	36	76	3.0-11	0.5-2	2-27	1	2
BAILEY, James	7	22	18	40	4.5-15	1.0-11	1-0	2	.	1-0	.	.	.
HELMUTH, George	7	24	16	40	4.0-29	3.0-28	.	1	2
BELL, Mike	7	21	18	39	1.0-1	.	3-1	6
WALKER, Mykal	7	18	18	36	6.0-14	2.0-5	1-38	3	1	.	2	1	.
HUGHES, Juju	7	15	17	32	.	.	1-0	3
KELLY, Anthoula	7	22	6	28	.	.	3-83	14	.	.	1	1	.
BRYANT, Jaron	7	20	1	21	1.0-1	.	.	2	.	.	1	.	.
ATKINS, Kevin	7	9	8	17	3.0-14	1.0-9	.	.	1
JONES, Kwami	7	7	8	15	1.0-4	1.0-4	.	.	3
HAYNES, Jasad	6	7	6	13	4.5-29	2.5-18	.	.	1	1-0	1	.	.
NDOH, Emeka	6	5	6	11	2.0-2	1.0-1
IAKOPO, Keiti	7	5	6	11	0.5-2	0.5-2
FREE, Wylan	7	5	3	8	.	.	1-12
MAFI, Kesomi	4	2	5	7
MAFI, Maamaloa	7	5	2	7
SOECHTING, Trent	7	4	2	6	1
JOHNSON, Isaiah	4	4	2	6
MCCOY, Ricky	7	3	3	6	1.0-1
BELONY, Patrick	7	2	3	5	0.5-2	0.5-2	.	.	.	2-0	.	.	.
RICE, Justin	4	2	2	4
WRIGHT, Andrew	7	2	2	4	1.0-1
TYLER, Messiah	6	3	.	3
GASTON, Chris	7	3	.	3
TATUM III, Leevil	7	2	.	2	.	.	1-5
MOSBY, Arron	6	1	1	2	.	.	.	2
MILTON, Ka'Lonn	3	2	.	2
DEGRUY, Damien	3	.	1	1
JEANNITON, Kevin	1	1	.	1
FULLER, Asa	7	1	.	1
HICKS, Dorrzel	7	1
PERRY, Deonte	2	1-0	.	.	.
Total.....	7	257	190	447	33-126	13-82	13-166	35	11	5-0	5	2	.
Opponents.....	7	266	208	474	26.0-85	5-32	3-4	17	5	3-3	4	.	.

DEFENSE GAME-BY-GAME

TACKLES	UA-A	Tot	UI	Minn	UCLA	Tol	Nev	Wyo	UNM	UH	UNLV	BSU	SDSU	SJSU
ALLISON, J.	40-36	76	2-4	5-10	5-1	6-3	11-6	3-10	8-2
BAILEY, James	22-18	40	0-1	5-4	4-1	2-3	6-4	0-5	5-0
HELMUTH, George	24-16	40	2-1	5-2	3-1	3-2	7-4	2-5	2-1
BELL, Mike	21-18	39	1-3	5-6	5-2	3-1	3-3	2-2	2-1
WALKER, Mykal	18-18	36	2-2	8-1	2-2	2-2	1-4	0-4	3-3
HUGHES, Juju	15-17	32	1-2	1-3	1-1	2-2	5-3	3-5	2-1
KELLY, Anthoula	22-6	28	4-1	3-1	4-0	6-1	1-2	3-1	1-0
BRYANT, Jaron	20-1	21	1-0	2-0	4-0	3-1	5-0	2-0	3-0
ATKINS, Kevin	9-8	17	0-1	2-1	0-1	4-2	3-1	0-2	-
JONES, Kwami	7-8	15	-	2-1	0-2	2-0	0-2	1-3	2-0
HAYNES, Jasad	7-6	13	3-2	0-2	1-1	2-0	0-1	DNP	1-0
NDOH, Emeka	5-6	11	1-0	0-1	1-3	0-1	1-1	2-0	DNP
IAKOPO, Keiti	5-6	11	0-1	-	1-0	0-2	3-1	0-2	1-0
FREE, Wylan	5-3	8	1-1	1-1	-	1-0	-	0-1	2-0
MAFI, Kesomi	2-5	7	1-2	-	0-1	1-2	DNP	DNP	DNP
MAFI, Maamaloa	5-2	7	-	1-0	1-0	-	-	1-1	2-1
SOECHTING, T.	4-2	6	0-1	1-1	1-0	-	1-0	-	1-0
JOHNSON, Isaiah	4-2	6	2-0	DNP	DNP	DNP	1-0	-	1-2
MCCOY, Ricky	3-3	6	0-1	0-1	-	2-0	-	0-1	1-0
BELONY, Patrick	2-3	5	-	0-1	-	-	0-1	2-0	0-1
RICE, Justin	2-2	4	1-0	-	-	1-2	DNP	DNP	DNP
WRIGHT, Andrew	2-2	4	0-1	-	-	0-1	1-0	-	1-0
TYLER, Messiah	3-0	3	2-0	DNP	-	1-0	-	-	-
GASTON, Chris	3-0	3	2-0	-	-	-	-	-	1-0



2018 FRESNO STATE STATISTICS

INDIVIDUAL GAME-BY-GAME

RUSHING	No-Yds/TD	UI	Minn	UCLA	Tol	Nev	Wyo	UNM	UH	UNLV	BSU	SDSU	SJSU
MIMS, Jordan	82-285/4	9-36/3	10-41/0	21-85/0	15-59/1	8-11/0	8-12/0	11-41/0					
HOKIT, Josh	51-187/0	6-40/0	5-8/0	12-21/0	7-59/0	DNP	9-24/0	12-35/0					
O'NEAL, Dejonte	29-110/1	5-41/1	5-26/0	5-21/0	3-3/0	6-9/0	1--3/0	4-13/0					
MCMARYION, M.	34-110/7	5-4/0	3-15/0	9-16/4	4-15/1	2--5/0	7-53/2	4-12/0					
RIVERS, Ronnie	22-107/3	DNP	DNP	DNP	2-25/0	5-12/1	4-22/0	11-48/2					
JOHNSON, S.	15-58/2	10-45/2	DNP	1-6/0	4-7/0	-	-	-					
REYNA, Jorge	5-48/0	3-28/0	-	-	1-19/0	-	1-1/0	-					
HARRIS, Romello	4-47/1	4-47/1	DNP	DNP	-	DNP	DNP	DNP					
GRIM, Derrion	3-5/0	-	-	-	1-1/0	-	1-0/0	1-4/0					
JOHNSON, KeeSea	2-4/0	-	-	1-7/0	-	-	1--3/0	-					
HARDAWAY, D.	1-1/0	-	-	-	-	1-1/0	-	-					
COLEMAN, Chris	2-0/0	-	1--3/0	-	-	1-3/0	-	-					

RECEIVING	No-Yds/TD	UI	Minn	UCLA	Tol	Nev	Wyo	UNM	UH	UNLV	BSU	SDSU	SJSU
JOHNSON, KeeSea	46-659/6	6-118/0	6-89/1	8-85/0	6-102/2	7-65/1	5-51/0	8-149/2					
RICE, Jared	29-371/2	5-56/0	5-31/1	3-45/0	3-25/0	3-98/0	7-94/1	3-22/0					
MIMS, Jordan	16-236/1	2-7/0	2-23/0	2-51/0	6-126/1	2-16/0	2-13/0	-					
JORDAN, Jamire	14-180/0	-	4-21/0	3-53/0	1-36/0	3-19/0	1-25/0	2-26/0					
RIVERS, Ronnie	8-141/2	DNP	DNP	DNP	-	1-19/1	3-53/0	4-69/1					
GRIM, Derrion	5-74/1	1-33/1	-	1-9/0	1-11/0	1-6/0	1-15/0	-					
QUICK, Michiah	7-44/0	5-25/0	2-19/0	DNP	DNP	DNP	DNP	DNP					
COLEMAN, Chris	4-40/0	-	-	-	2-24/0	1-11/0	-	1-5/0					
ALLEN, Justin	5-38/0	-	3-14/0	1-11/0	-	-	1-13/0	-					
SUTTON, Cam	2-38/0	-	-	-	1-18/0	DNP	1-20/0	-					
HOKIT, Josh	7-34/0	1-1/0	2-15/0	1--1/0	1-10/0	DNP	-	2-9/0					
RIDDERING, Kyle	4-28/2	-	-	2-19/1	2-9/1	-	-	-					
O'NEAL, Dejonte	4-12/0	-	-	1--2/0	1-7/0	2-7/0	-	-					
TANGIPA, David	2-10/1	1-7/0	-	-	-	-	1-3/1	-					

PASSING

#6 MCMARYION	Att.	Comp	Int	Pct	Yards	TD	Long	Sack	Yds	Effic
Idaho	26	19	0	73.1	207	0	44	1	6	140.0
at Minnesota	32	23	1	71.9	205	2	45	0	0	140.1
UCLA	33	22	0	66.7	270	1	45	1	9	145.4
Toledo	31	24	1	77.4	368	4	55	1	5	213.3
Nevada	28	20	0	71.4	241	2	69	1	8	167.3
Wyoming	32	22	0	68.8	287	2	35	0	0	164.7
New Mexico	30	20	0	66.7	280	3	34	1	4	178.1
TOTALS	212	150	2	70.8	1858	14	69	5	32	164.3

#10 REYNA	Att.	Comp	Int	Pct	Yards	TD	Long	Sack	Yds	Effic
Idaho	3	2	0	66.7	40	1	33	0	0	288.7
Minnesota	1	1	0	100.0	7	0	7	0	0	158.8
Toledo	1	0	0	0.0	0	0	0	0	0	0.0
TOTALS	5	3	0	60.0	47	1	33	0	0	205.0

PUNT RET	No-Yds	UI	Minn	UCLA	Tol	Nev	Wyo	UNM	UH	UNLV	BSU	SDSU	SJSU
RIVERS, Ronnie	5-62	DNP	DNP	DNP	1-18	-	2-15	2-29					
JOHNSON, KeeSea	4-0	2-3	-	1--2	-	-	-	1--1					

KICK RET	No-Yds	UI	Minn	UCLA	Tol	Nev	Wyo	UNM	UH	UNLV	BSU	SDSU	SJSU
JORDAN, Jamire	3-68	1-12	1-19	-	-	1-37	-	-					
O'NEAL, Dejonte	2-31	-	-	-	2-31	-	-	-					
BURT, Brian	2-24	-	2-24	-	-	-	DNP	DNP					
ELIMA-JEUNE, P.	1-18	-	DNP	DNP	-	-	1-18	-					

INT RET	No-Yds	UI	Minn	UCLA	Toledo	Nev	Wyo	UNM	UH	UNLV	BSU	SDSU	SJSU
KELLY, Anthoula	3-83	2-40	-	-	-	1-43	-	-					
BELL, Mike	3-1	-	-	-	-	1-0	1-1	1-0					
ALLISON, J.	2-27	-	-	2-27	-	-	-	-					
FREE, Wylan	1-12	1-12	-	-	-	-	-	-					
TATUM III, L.	1-5	1-5	-	-	-	-	-	-					
WALKER, Mykal	1-38	-	-	-	1-38	-	-	-					
BAILEY, James	1-0	1-0	-	-	-	-	-	-					
HUGHES, Juju	1-0	-	-	-	-	1-0	-	-					



2018 FRESNO STATE STATISTICS

TFLs	UA-A	Tot	Idaho	Minn	UCLA	Toledo	Nev	Wyo	UNM	UH	UNLV	BSU	SDSU	SJSU
WALKER, Mykal	3-6	6.0	0.5-0	0.5-1	1.5-2	2.5-8	0.5-1	0.5-2	-					
HAYNES, Jasad	4-1	4.5	3.0-17	0.5-3	-	1.0-9	-	DNP	-					
BAILEY, James	4-1	4.5	-	1.0-2	-	1.0-1	2.5-12	-	-					
HELMUTH, George	3-2	4.0	-	0.5-3	-	2.0-23	1.5-3	-	-					
ATKINS, Kevin	2-2	3.0	-	0.5-0	-	1.0-2	1.0-9	0.5-3	-					
ALLISON, J.	1-4	3.0	0.5-1	1.0-2	-	-	0.5-2	-	1.0-6					
NDOH, Emeka	1-2	2.0	-	-	0.5-0	0.5-1	-	1.0-1	DNP					
BELL, Mike	1-0	1.0	-	-	1.0-1	-	-	-	-					
MCCOY, Ricky	1-0	1.0	-	-	-	-	-	-	1.0-1					
WRIGHT, Andrew	1-0	1.0	-	-	-	-	1.0-1	-	-					
BRYANT, Jaron	1-0	1.0	-	-	-	-	1.0-1	-	-					
JONES, Kwami	1-0	1.0	-	-	-	1.0-4	-	-	-					
IAKOPO, Keiti	0-1	0.5	-	-	-	-	0.5-2	-	-					
BELONY, Patrick	0-1	0.5	-	-	-	-	0.5-2	-	-					

SACKS	UA-A	Tot	Idaho	Minn	UCLA	Toledo	Nev	Wyo	UNM	UH	UNLV	BSU	SDSU	SJSU
HELMUTH, George	2-2	3.0	-	0.5-3	-	2.0-23	0.5-2	-	-					
HAYNES, Jasad	2-1	2.5	1.0-6	0.5-3	-	1.0-9	-	DNP	-					
WALKER, Mykal	2-0	2.0	-	-	1.0-1	1.0-4	-	-	-					
NDOH, Emeka	1-0	1.0	-	-	-	-	-	1.0-1	DNP					
ATKINS, Kevin	1-0	1.0	-	-	-	-	1.0-9	-	-					
BAILEY, James	1-0	1.0	-	-	-	-	1.0-11	-	-					
JONES, Kwami	1-0	1.0	-	-	-	1.0-4	-	-	-					
BELONY, Patrick	0-1	0.5	-	-	-	-	0.5-2	-	-					
IAKOPO, Keiti	0-1	0.5	-	-	-	-	0.5-2	-	-					
ALLISON, J.	0-1	0.5	-	-	-	-	0.5-2	-	-					

LONG PLAYS (20 OR MORE YARDS)

	FS Long Plays			Opponent Long Plays		
	Rush	Pass	Total	Rush	Pass	Total
Idaho	2	3	5	0	3	3
Minnesota	1	3	4	0	1	1
UCLA	0	5	5	0	2	2
Toledo	2	5	7	2	4	6
Nevada	0	2	2	0	0	0
Wyoming	1	6	7	0	2	2
New Mexico	0	6	6	0	1	1
Hawaii						
UNLV						
Boise State						
San Diego State						
San Jose State						
Totals	6	30	36	2	13	15

DRIVE SUPERLATIVES

	Fresno State	Opponent
Most Yards (Result)	93 (TD) - Idaho	90 (TD) - Toledo
Most Plays (Result)	14 (TD) - New Mexico	16 (TO downs) - Nevada
Most Time (Result)	9:15 (TO downs) - UCLA	7:17 (TD) - Minnesota

FRESNO STATE POINTS OFF TURNOVERS

Game	TOs Gained	TDs	FG	Pts	FS (Fumbles Lost/INT)
Idaho	7 (5 INT/2 FR)	5	1	38	0
Minnesota	1 (1 FR)	1	0	7	2 (2 INT)
UCLA	4 (2 INT/2 FR)	2	1	17	2 (2 FL)
Toledo	1 (1 INT)	1	0	7	1 (1 INT)
Nevada	3 (3 INT)	0	0	0	1 (1 FL)
Wyoming	1 (1 INT)	0	0	0	0
New Mexico	1 (1 INT)	1	0	7	0
Hawaii					
UNLV					
Boise State					
San Diego State					
San Jose State					
Totals	18 (13 INT/5 FR)	10	2	76	6 (3 INT/3 FL)
Opponents	6 (3 INT/3 FR)	2	1	17	

GAME-OPENING DRIVES

Opponent	Pts.	---Fresno State---	Yds.	Pts.	-----Opponent-----	Yds
Idaho	7	4	56	0	0	-14
Minnesota	0	1	21	0	1	15
UCLA	7	4	75	0	1	17
Toledo	7	5	75	0	0	6
Nevada	0	2	20	0	2	40
Wyoming	0	1	17	3	3	47
New Mexico	0 (missed FG)	2	44	0	1	0
Hawaii						
UNLV						
Boise State						
San Diego State						
San Jose State						

SECOND HALF-OPENING DRIVES

Opponent	Pts.	---Fresno State---	Yds.	Pts.	-----Opponent-----	Yds
Idaho	7	4	93	0	0	6
Minnesota	0	1	21	0	0	9
UCLA	0	0	5	0	0	0
Toledo	7	3	75	0	1	9
Nevada	0	0	9	0	0	1
Wyoming	0	1	21	0	0	-4
New Mexico	7	5	75	0	2	25
Hawaii						
UNLV						
Boise State						
San Diego State						
San Jose State						

PENALTY NUMBERS

	FS Pen.-Yds.	Opp. Pen.-Yds
Idaho	3-27	4-20
Minnesota	4-40	3-30
UCLA	8-53	11-96
Toledo	3-45	3-25
Nevada	4-30	1-5
Wyoming	5-45	5-22
New Mexico	6-35	8-110
Hawaii		
UNLV		
Boise State		
San Diego State		
San Jose State		



2018 FRESNO STATE STATISTICS

FRESNO STATE CHUNK PLAYS (36)

Yards	Opponent	Play	Result
69	Nevada	McMaryion pass to Rice	1st-10
55	Toledo	McMaryion pass to Mims	1st-Goal
47	Toledo	McMaryion pass to Mims	TD
45	MINN	McMaryion pass to K. Johnson	TD
45	UCLA	McMaryion pass to Mims	1st-Goal
44	Idaho	McMaryion pass to K. Johnson	1st-10
39	Toledo	McMaryion pass to K. Johnson	1st-10
38	UCLA	McMaryion pass to Jordan	1st-10
37	UCLA	McMaryion pass to Ja. Rice	1st-10
36	Toledo	McMaryion pass to Jordan	1st-Goal
35	Wyoming	McMaryion pass to Ja. Rice	TD
33	Idaho	Reyna pass to Grim	TD
34	Wyoming	McMaryion pass to Rivers	1st-10
34	UNM	McMaryion pass to K. Johnson	TD
28	Idaho	McMaryion pass to K. Johnson	1st-10
27	Idaho	Harris rush	TD
27	Nevada	McMaryion pass to K. Johnson	TD
26	Idaho	O'Neal rush	TD
26	Wyoming	McMaryion rush	1st-10
26	UNM	McMaryion pass to Rivers	1st-10
25	MINN	McMaryion pass to Mims	1st-10
25	Wyoming	McMaryion pass to Jordan	1st-Goal
25	Wyoming	McMaryion pass to K. Johnson	1st-Goal
24	UCLA	McMaryion pass to K. Johnson	1st-10
24	Toledo	McMaryion pass to K. Johnson	1st-10
23	UCLA	McMaryion pass to K. Johnson	1st-10
23	UNM	McMaryion pass to K. Johnson	1st-10
23	UNM	McMaryion pass to Rivers	TD
22	MINN	Mims rush	1st-10
22	Toledo	Hokit rush	1st-10
22	Wyoming	McMaryion pass to Ja. Rice	1st-10
21	MINN	McMaryion pass to K. Johnson	1st-10
21	Toledo	Hokit rush	1st-10
20	Wyoming	McMaryion pass to Sutton	1st-Goal
20	UNM	McMaryion pass to K. Johnson	1st-10
20	UNM	McMaryion pass to Jordan	1st-10

FRESNO STATE SPECIAL TEAMS CHUNK PLAYS (0)

Yards	Opponent	Play	Result
37	Nevada	Jordan kick return	1st-10

Only KO returns of 35 yards or more or INT & PR of 25 yards or more are included

OPPONENT CHUNK PLAYS (15)

Yards	Opponent	Play	Result
73	Idaho	Richardson to Cotton	TD
54	Toledo	Peters pass to Johnson	TD
45	UCLA	Thompson-Robinson to Howard	TD
36	Toledo	Guadagni rush	1st-10
33	UCLA	Thompson-Robinson to Cota	fumble/TO
28	Toledo	Guadagni pass to Thompson	1st-10
26	UNM	Jones pass to Umeh	1st-10
25	MINN	Annexstad pass to Bateman	1st-10
25	Toledo	Peters pass to Johnson	TD
25	Wyoming	Vander Waal pass to Ismail	1st-10
24	Toledo	Jones rush	1st-Goal
23	Idaho	Petrino pass to Haywood	1st-10
21	Idaho	Richardson to Ungerer	1st-10
21	Toledo	Peters pass to Phillips	1st-10
21	Wyoming	Vander Waal pass to Ismail	1st-10

OPPONENT SPECIAL TEAMS CHUNK PLAYS (1)

Yards	Opponent	Play	Result
35	Idaho	Brantley kick return	1st-10

Only KO returns of 35 yards or more or INT & PR of 25 yards or more are included



The Automated ScoreBook

Fresno State Team Game-by-Game (as of Oct 21, 2018)

All games

TEAM STATISTICS

Date	Opponent	Rushing				Receiving				Passing				Kick Returns				Punt Returns				tot off
		no.	yds	td	lg	no.	yds	td	lg	cmp-att-int	yds	td	lg	no.	yds	td	lg	no.	yds	td	lg	
Sep 01	IDAHO	44	239	7	27	21	247	1	44	21-29-0	247	1	44	1	12	0	12	2	3	0	2	486
Sep 08	at Minnesota	24	87	0	22	24	212	2	45	24-34-2	212	2	45	3	43	0	21	0	0	0	0	299
Sep 15	at UCLA	52	150	4	15	22	270	1	45	22-33-0	270	1	45	0	0	0	0	1	-2	0	0	420
Sep 29	TOLEDO	38	186	2	22	24	368	4	55	24-32-1	368	4	55	2	31	0	18	1	18	0	18	554
Oct 06	at Nevada	24	30	1	8	20	241	2	69	20-28-0	241	2	69	1	37	0	37	0	0	0	0	271
Oct 13	WYOMING	33	104	2	26	22	287	2	35	22-32-0	287	2	35	1	18	0	18	2	15	0	9	391
Oct 20	at New Mexico	44	153	2	16	20	280	3	34	20-30-0	280	3	34	0	0	0	0	3	28	0	15	433
		259	949	18	27	153	1905	15	69	153-218-3	1905	15	69	8	141	0	37	9	62	0	18	2854
Opponents		254	874	4	36	105	1213	6	73	105-221-13	1213	6	73	23	420	0	35	5	19	0	11	2087

Games: 7 • Avg/rush: 3.7 • Avg/catch: 12.5 • Pass effic: 163.54 • KR avg: 17.6 • PR avg: 6.9 • All purpose avg/game: 460.4 • Total offense avg/gm: 407.7

Date	Opponent	Tackles				Sacks		Fumble		Pass Defense			blkd	PAT Attempts			off		
		ua	a	total	tfl-yds	no-yds		ff	fr-yds	int-yds	qbh	brup	kick	kick	rush	rcv	saf	t/o	pts
Sep 01	IDAHO	29	26	55	4.0-18	1.0-6		1	2-0	5-57	3	4	2	10-11	0	0	0	38	79
Sep 08	at Minnesota	41	36	77	4.0-11	1.0-6		1	1-0	0-0	0	3	0	2-2	0	0	0	7	14
Sep 15	at UCLA	33	16	49	3.0-3	1.0-1		2	2-0	2-27	1	3	0	3-4	0	1	0	17	38
Sep 29	TOLEDO	41	25	66	9.0-48	5.0-40		1	0-0	1-38	1	5	0	7-7	0	0	0	7	49
Oct 06	at Nevada	49	33	82	9.0-33	4.0-28		0	0-0	3-43	0	8	0	3-3	0	0	0	0	21
Oct 13	WYOMING	23	42	65	2.0-6	1.0-1		0	0-0	1-1	5	9	0	3-4	0	0	0	0	27
Oct 20	at New Mexico	41	12	53	2.0-7	0.0-0		0	0-0	1-0	1	3	0	5-5	0	0	0	7	38
		257	190	447	33.0-126	13.0-82		5	5-0	13-166	11	35	2	33-36	0	1	0	76	266
Opponents		266	208	474	26.0-85	5.0-32		4	3-3	3-4	5	17	0	8-9	0	1	0	17	88

		Punting									Field Goals			Kickoffs				
Date	Opponent	no.	yds	avg	long	blkd	tb	fc	50+	i20	md-att	long	blkd	no.	yds	avg	tb	ob
Sep 01	IDAHO	2	91	45.5	53	0	0	1	1	1	1-2	33	0	12	695	57.9	5	1
Sep 08	at Minnesota	7	309	44.1	60	0	1	2	2	6	0-0	0	0	3	192	64.0	0	0
Sep 15	at UCLA	3	118	39.3	48	0	0	1	0	2	1-1	28	0	7	433	61.9	4	1
Sep 29	TOLEDO	4	143	35.8	45	0	0	1	0	2	0-1	0	0	8	502	62.8	2	1
Oct 06	at Nevada	9	428	47.6	72	0	2	2	4	3	0-0	0	0	4	213	53.2	1	0
Oct 13	WYOMING	5	206	41.2	51	0	0	3	1	4	0-0	0	0	5	320	64.0	2	0
Oct 20	at New Mexico	4	173	43.2	61	0	0	2	1	2	1-2	30	0	7	388	55.4	3	0
		34	1468	43.2	72	0	3	12	9	20	3-6	33	0	46	2743	59.6	17	3
Opponents		43	1869	43.5	74	0	2	17	10	8	6-9	53	2	23	1449	63.0	14	1



The Automated ScoreBook

Fresno State Opponent Game-by-Game (as of Oct 21, 2018)

All games

OPPONENT STATISTICS

		Rushing				Receiving				Passing				Kick Returns				Punt Returns				tot		
Date	Opponent	no.	yds	td	lg	no.	yds	td	lg	cmp	att	int	yds	td	lg	no.	yds	td	lg	no.	yds	td	lg	off
Sep 01	IDAHO	32	102	1	15	14	205	1	73	14	33	5	205	1	73	6	114	0	35	0	0	0	0	307
Sep 08	at Minnesota	45	132	2	11	16	175	0	25	16	26	0	175	0	25	3	65	0	23	0	0	0	0	307
Sep 15	at UCLA	31	119	1	16	10	151	1	45	10	24	2	151	1	45	2	30	0	16	1	4	0	4	270
Sep 29	TOLEDO	40	137	0	36	16	238	3	54	16	31	1	238	3	54	5	113	0	31	1	0	0	0	375
Oct 06	at Nevada	43	132	0	15	22	195	0	18	22	43	3	195	0	18	1	17	0	17	2	12	0	11	327
Oct 13	WYOMING	30	104	0	12	12	117	0	25	12	32	1	117	0	25	3	56	0	20	0	0	0	0	221
Oct 20	at New Mexico	33	148	0	19	15	132	1	26	15	32	1	132	1	26	3	25	0	24	1	3	0	3	280
		254	874	4	36	105	1213	6	73	105	221	13	1213	6	73	23	420	0	35	5	19	0	11	2087
Fresno State		259	949	18	27	153	1905	15	69	153	218	3	1905	15	69	8	141	0	37	9	62	0	18	2854

Games: 7 • Avg/rush: 3.4 • Avg/catch: 11.6 • Pass effic: 90.81 • KR avg: 18.3 • PR avg: 3.8 • All purpose avg/game: 361.4 • Total offense avg/gm: 298.1

		Tackles				Sacks	Fumble	Pass Defense			blkd	PAT Attempts			off			
Date	Opponent	ua	a	total	tfl-yds	no-yds	ff	fr-yds	int-yds	qbh	brup	kick	kick	rush	rcv	saf	t/o	pts
Sep 01	IDAHO	36	28	64	1.0-6	1.0-6	1	0-0	0-0	0	1	0	1-2	0	0	0	0	13
Sep 08	at Minnesota	34	30	64	6.0-13	0.0-0	1	0-0	2-0	0	2	0	1-1	0	1	0	0	21
Sep 15	at UCLA	53	30	83	4.0-16	1.0-9	1	2-0	0-0	1	4	0	2-2	0	0	0	14	14
Sep 29	TOLEDO	41	26	67	4.0-10	1.0-5	0	0-0	1-4	2	3	0	3-3	0	0	0	3	27
Oct 06	at Nevada	26	32	58	5.0-20	1.0-8	1	1-3	0-0	0	0	0	0-0	0	0	0	0	3
Oct 13	WYOMING	30	40	70	3.0-6	0.0-0	0	0-0	0-0	2	4	0	0-0	0	0	0	0	3
Oct 20	at New Mexico	46	22	68	3.0-14	1.0-4	0	0-0	0-0	0	3	0	1-1	0	0	0	0	7
		266	208	474	26.0-85	5.0-32	4	3-3	3-4	5	17	0	8-9	0	1	0	17	88
Fresno State		257	190	447	33.0-126	13.0-82	5	5-0	13-166	11	35	2	33-36	0	1	0	76	266

		Punting									Field Goals			Kickoffs				
Date	Opponent	no.	yds	avg	long	blkd	tb	fc	50+	i20	md-att	long	blkd	no.	yds	avg	tb	ob
Sep 01	IDAHO	4	188	47.0	56	0	0	0	2	2	0-2	0	2	3	188	62.7	1	1
Sep 08	at Minnesota	6	231	38.5	52	0	0	5	1	1	2-2	53	0	5	324	64.8	2	0
Sep 15	at UCLA	6	291	48.5	70	0	0	3	2	2	0-0	0	0	3	195	65.0	3	0
Sep 29	TOLEDO	5	214	42.8	48	0	0	3	0	0	2-3	46	0	6	374	62.3	4	0
Oct 06	at Nevada	7	309	44.1	74	0	1	2	2	0	1-1	41	0	2	130	65.0	1	0
Oct 13	WYOMING	7	259	37.0	46	0	0	3	0	2	1-1	44	0	2	108	54.0	1	0
Oct 20	at New Mexico	8	377	47.1	61	0	1	1	3	1	0-0	0	0	2	130	65.0	2	0
		43	1869	43.5	74	0	2	17	10	8	6-9	53	2	23	1449	63.0	14	1
Fresno State		34	1468	43.2	72	0	3	12	9	20	3-6	33	0	46	2743	59.6	17	3


2018 FRESNO STATE PARTICIPATION

#	Name	GP/GS	#	Name	GP/GS	#	Name	GP/GS
77	ABBS, Nick	7/3	93	HAYNES, Jasad	6/6	27	POPE, Zane	1/-
79	AIBUEDEFE, Nick	3/-	34	HELMUTH, George	7/7	2	QUICK, Michiah	2/2
13	ALLEN, Justin	7/2	41	HICKS, Dorrzel	7/-	10	REYNA, Jorge	7/-
9	ALLISON, J.	7/7	33	HOKIT, Josh	6/1	16	RICE, Jared	7/7
90	ATKINS, Kevin	7/6	23	HUGHES, Juju	7/7	29	RICE, Justin	4/-
7	BAILEY, James	7/7	62	HUGHES, Logan	7/2	89	RIDDERING, Kyle	7/3
4	BELL, Mike	7/7	98	IAKOPO, Keiti	7/-	20	RIVERS, Ronnie	4/-
94	BELONY, Patrick	7/2	80	JAVERNICK, G.	7/-	59	SMITH, Matt	7/-
71	BIEN-AIME, M.	1/-	96	JEANNITON, K.	1/-	22	SOECHTING, T.	7/-
26	BOETANG, Matt	7/-	18	JOHNSON, Isaiah	4/-	73	ST. ANDREW, M.	7/7
51	BOYER, Markus	7/7	3	JOHNSON, KeeSean	7/7	36	SUTTON, Cam	6/-
35	BROWN, Chris	1/-	24	JOHNSON, S.	6/-	88	TANGIPA, David	7/-
14	BRYANT, Jaron	7/7	33	JONES, Kwami	7/3	44	TATUM III, L.	7/-
72	BULL, Dontae	3/-	1	JORDAN, Jamire	7/6	65	TUI TELE, Syrus	7/7
26	BURT, Brian	5/-	6	KELLY, Anthoula	7/6	30	TYLER, Messiah	6/-
8	COLEMAN, Chris	7/-	11	KING JR., S.	1/-	3	WALKER, Mykal	7/7
58	CRONK, C.	7/7	13	MAFI, Kesomi	4/-	53	WESTBERRY, J.	7/-
47	CUSICK, Blake	7/-	38	MAFI, Maamaloa	7/-	54	WILLIAMS JR., P.	1/-
19	DALENA, Frank	1/-	99	MCCOY, Ricky	7/-	66	WOODLEY, Quireo	1/-
1	DEGRUY, Damien	3/-	6	MCMARYION, M.	7/7	31	WRIGHT, Andrew	7/-
5	ELIMA-JEUNE, P.	5/-	27	MILTON, Ka'Lonn	3/-			
8	FREE, Wylan	7/1	22	MIMS, Jordan	7/4			
37	FULLER, Asa	7/-	15	MOSBY, Arron	6/-			
28	GAGNON, Kenny	7/-	52	MUTI, Netane	2/2			
2	GASTON, Chris	7/-	5	NDOH, Emeka	6/4			
84	GRAYSON JR., A.	2/-	11	O'NEAL, Dejonte	7/2			
7	GRIM, Derrion	7/1	23	PARKER, Kevin	1/-			
82	HARDAWAY, D.	7/-	87	PARKER, Namani	6/-			
32	HARRIS, Romello	2/-	17	PERRY, Deonte	2/-			

2018 GAME-BY-GAME OFFENSIVE STARTERS

DATE	OPPONENT	LT	LG	C	RG	RT	QB	RB	WR	WR	WR	TE
9/1	Idaho	Muti	Cronk	St. Andrew	Boyer	Tuitele	McMaryion	Mims	K. Johnson	Jordan	Quick	Rice
9/8	at Minnesota	Muti	Cronk	St. Andrew	Boyer	Tuitele	McMaryion	O'Neal	K. Johnson	Jordan	Quick	Rice
9/15	at UCLA	Cronk	Abbs	St. Andrew	Boyer	Tuitele	McMaryion	Mims	K. Johnson	Jordan	Allen	Rice
9/29	Toledo	Cronk	Abbs	St. Andrew	Boyer	Tuitele	McMaryion	Mims	K. Johnson	Jordan	Riddering (TE)	Rice
10/6	at Nevada*	Cronk	Abbs	St. Andrew	Boyer	Tuitele	McMaryion	O'Neal	K. Johnson	Jordan	Riddering (TE)	Rice
10/13	Wyoming*	Cronk	Hughes	Boyer	St. Andrew	Tuitele	McMaryion	Mims	K. Johnson	Jordan	Allen	Rice
10/20	at New Mexico*	Cronk	Hughes	Boyer	St. Andrew	Tuitele	McMaryion	Hokit	K. Johnson	Grim	Riddering (TE)	Rice
10/27	Hawaii*											
11/3	at UNLV											
11/9	at Boise State*											
11/17	San Diego State*											
11/24	San Jose State*											

2018 GAME-BY-GAME DEFENSIVE STARTERS

DATE	OPPONENT	DE	DT	DT	DE	LB	LB	LB	CB	FS	SS	CB
9/1	Idaho	Walker	Haynes	Atkins	Ndoh	Helmuth	Allison	Bailey	Bryant	Bell	J. Hughes	Free
9/8	at Minnesota	Walker	Haynes	Atkins	Ndoh	Helmuth	Allison	Bailey	Bryant	Bell	J. Hughes	Kelly
9/15	at UCLA	Walker	Haynes	Atkins	Ndoh	Helmuth	Allison	Bailey	Bryant	Bell	J. Hughes	Kelly
9/29	Toledo	Walker	Haynes	Atkins	Ndoh	Helmuth	Allison	Bailey	Bryant	Bell	J. Hughes	Kelly
10/6	at Nevada*	Walker	Haynes	Atkins	Jones	Helmuth	Allison	Bailey	Bryant	Bell	J. Hughes	Kelly
10/13	Wyoming*	Walker	Belony	Atkins	Jones	Helmuth	Allison	Bailey	Bryant	Bell	J. Hughes	Kelly
10/20	at New Mexico*	Walker	Haynes	Belony	Jones	Helmuth	Allison	Bailey	Bryant	Bell	J. Hughes	Kelly
10/27	Hawaii*											
11/3	at UNLV											
11/9	at Boise State*											
11/17	San Diego State*											
11/24	San Jose State*											



TURNOVERS YEAR-BY-YEAR - SINCE 2009

2018 - Fresno State Record: 6-1

Fresno State					Opponents				
Date	Opponent	Sacks	FR	INT.	Gained	Sacks	FR	INT.	Lost
9/1	Idaho	1-6	2	5	7	1-6	0	0	0
9/8	at Minnesota	1-6	1	0	1	0-0	0	2	2
9/15	at UCLA	1-1	2	2	4	1-9	2	0	2
9/29	Toledo	5-40	0	1	1	1-5	0	1	1
10/6	at Nevada*	4-28	0	3	3	1-8	1	0	1
10/13	Wyoming*	1-1	0	1	1	0-0	0	0	0
10/20	at New Mexico*	0-0	0	1	1	1-4	0	0	0
10/27	Hawai'i*								
11/3	at UNLV*								
11/9	at Boise State*								
11/17	San Diego State*								
11/24	San Jose State*								
Totals	12 Games	13-82	5	13	18	5-32	3	3	6

NATIONAL RANKINGS

Sacks: 79
Fumble Recoveries: 50
Passes Intercepted: 2

Turnovers Gained: 3
Turnover Margin: 4

NATIONAL RANKINGS

Sacks Allowed: 6
Fumbles Lost: 16
INTs Thrown: 10

Turnovers Lost: 5
Turnover Margin: 4

2017 - Fresno State Record: 10-4

Fresno State					Opponents				
Date	Opponent	Sacks	FR	INT.	Gained	Sacks	FR	INT.	Lost
9/2	Incarnate Word	2-20	1	1	2	0-0	0	0	0
9/9	at Alabama	1-8	0	0	0	2-9	0	1	1
9/16	at Washington	1-6	2	0	2	1-7	0	1	1
9/30	Nevada	3-23	0	3	3	1-7	2	1	3
10/7	at San Jose State	4-24	2	2	4	0-0	0	0	0
10/14	New Mexico	2-8	1	1	2	1-3	1	0	1
10/21	at San Diego St.	5-30	1	0	1	0-0	0	0	0
10/28	UNLV	0-0	0	0	0	1-8	1	0	1
11/4	BYU	2-12	1	0	1	0-0	0	0	0
11/11	at Hawai'i	5-29	1	1	2	0-0	0	2	2
11/18	at Wyoming	1-6	2	0	2	1-6	1	0	1
11/25	Boise State	2-20	0	0	0	0-0	0	0	0
12/2	at Boise State*	4-13	0	0	0	2-12	0	1	1
12/24	Houston	2-10	1	1	2	1-7	1	1	2
Totals	14 Games	34-209	12	9	21	10-69	6	7	13

NATIONAL RANKINGS

Sacks: 33
Fumble Recoveries: 14
Passes Intercepted: 86

Turnovers Gained: 50
Turnover Margin: 25

NATIONAL RANKINGS

Sacks Allowed: 5
Fumbles Lost: 16
INTs Thrown: 13

Turnovers Lost: 9
Turnover Margin: 25

2016 - Fresno State Record: 1-11

Fresno State					Opponents				
Date	Opponent	Sacks	FR	INT.	Gained	Sacks	FR	INT.	Lost
9/3	at Nebraska	0-0	0	0	0	4-21	0	2	2
9/10	Sacramento St.	3-11	0	2	2	2-19	1	1	2
9/17	at Toledo	0-0	0	0	0	5-35	0	0	0
9/24	Tulsa	4-34	1	1	2	2-9	1	1	2
10/1	at UNLV	0-0	0	0	0	2-20	0	1	1
10/8	at Nevada	1-15	1	0	1	1-4	2	0	2
10/14	San Diego St.	1-1	0	0	0	2-12	0	3	3
10/22	at Utah St.	0-0	0	0	0	1-6	0	0	0
10/28	Air Force	1-6	1	0	1	2-11	0	4	4
11/5	at Colorado St.	0-0	0	0	0	5-26	0	1	1
11/19	Hawai'i	2-15	0	1	1	1-6	0	0	0
11/26	San Jose St.	2-12	1	1	2	4-17	1	0	1
Totals	12 Games	14-94	4	5	9	31-186	5	13	18

NATIONAL RANKINGS

Sacks: T-117
Fumble Recoveries: T-116
Passes Intercepted: T-117

Turnovers Gained: T-126
Turnover Margin: T-117

NATIONAL RANKINGS

Sacks Allowed: T-96
Fumbles Lost: T-12
INTs Thrown: T-88

Turnovers Lost: T-47
Turnover Margin: T-117

2015 - Fresno State Record: 3-8

Fresno State					Opponents				
Date	Opponent	Sacks	FR	INT.	Gained	Sacks	FR	INT.	Lost
9/3	Abilene Christian	5-30	0	2	2	0-0	1	2	3
9/12	at No. 14 Ole Miss	1-8	2	1	3	1-15	1	3	4
9/19	No. 21 Utah	0-0	2	1	3	1-5	2	0	2
9/26	at San Jose St.	6-35	1	0	1	2-19	0	1	1
10/3	at San Diego St.	3-25	1	0	1	3-27	0	0	0
10/10	Utah State	2-13	1	0	1	5-25	1	3	4
10/16	UNLV	6-24	0	0	0	0-0	1	0	1
10/24	at Air Force	0-0	1	0	1	2-9	0	1	1
11/5	Nevada	2-18	0	1	1	3-20	1	3	4
11/14	at Hawai'i	2-13	1	3	4	3-16	0	0	0
11/21	at BYU	1-5	2	0	2	4-26	0	3	3
11/28	Colorado St.	0-0	0	1	1	2-16	0	0	0
Totals	12 Games	28-171	11	9	20	24-152	7	16	23

NATIONAL RANKINGS

Sacks: T-29
Fumble Recoveries: T-7
Passes Intercepted: T-79

Turnovers Gained: T-50
Turnover Margin: T-93

NATIONAL RANKINGS

Sacks Allowed: T-73
Fumbles Lost: T-54
INTs Thrown: T-118

Turnovers Lost: T-113
Turnover Margin: T-93

2014 - Fresno State Record: 6-8

Fresno State					Opponents				
Date	Opponent	Sacks	FR	INT.	Gained	Sacks	FR	INT.	Lost
8/30	at USC	0-0	2	0	2	1-10	0	4	4
9/6	at Utah	2-11	0	0	0	7-34	1	0	1
9/13	Nebraska	0-0	1	0	1	4-29	0	0	0
9/20	Southern Utah	4-10	1	1	2	0-0	0	1	1
9/26	at New Mexico	2-14	0	0	0	3-24	1	1	2
10/3	San Diego State	2-12	1	2	3	3-7	1	1	2
10/10	at UNLV	5-13	0	1	1	1-1	1	2	3
10/17	at Boise State	2-10	1	0	1	5-22	0	1	1
11/1	Wyoming	1-6	1	0	1	2-6	0	2	2
11/8	San Jose State	0-0	1	2	3	1-5	1	1	2
11/22	at Nevada	3-24	3	1	4	3-20	1	1	2
11/29	Hawai'i	6-34	0	2	2	2-17	0	2	2
12/6	at Boise State*	1-5	0	0	0	4-24	0	3	3
12/24	vs. Rice!	2-14	0	0	0	4-24	0	2	2
Totals	14 Games	30-153	11	9	20	40-223	6	21	27

NATIONAL RANKINGS

Sacks: 65
Fumble Recoveries: T-38
Passes Intercepted: T-91

Turnovers Gained: T-55
Turnover Margin: T-103

NATIONAL RANKINGS

Sacks Allowed: T-105
Fumbles Lost: T-19
INTs Thrown: 123

Turnovers Lost: T-109
Turnover Margin: T-103

2013 - Fresno State Record: 11-2

Fresno State					Opponents				
Date	Opponent	Sacks	FR	INT.	Gained	Sacks	FR	INT.	Lost
8/29	Rutgers	1-10	1	1	2	1-4	2	1	3
9/7	Cal Poly	1-10	1	0	1	0-0	1	0	1
9/14	at Colorado					GAME CANCELED (FLOODING)			
9/20	Boise State	4-19	1	1	2	1-2	0	0	0
9/28	at Hawai'i	7-46	0	2	2	1-1	3	2	5
10/5	at Idaho	6-41	1	4	5	0-0	1	2	3
10/19	UNLV	3-12	0	0	0	0-0	0	1	1
10/26	at San Diego St.	2-12	1	1	2	2-22	0	0	0
11/2	Nevada	3-18	0	1	1	2-14	1	0	1
11/9	at Wyoming	1-8	1	1	2	1-9	0	0	0
11/23	New Mexico	3-25	0	0	0	0-0	0	0	0
11/29	at San Jose St.	0-0	2	0	2	0-0	0	1	1
12/7	Utah State*	8-49	0	2	2	3-19	3	2	5
12/21	vs. USC!	1-17	1	1	2	0-0	0	1	1
Totals	13 Games	40-250	9	14	23	12-72	11	10	21

NATIONAL RANKINGS

Sacks: 6
Fumble Recoveries: T-56
Passes Intercepted: T-40

Turnovers Gained: T-47
Turnover Margin: T-48

NATIONAL RANKINGS

Sacks Allowed: 6
Fumbles Lost: T-84
Interceptions Thrown: T-35

Turnovers Lost: T-57
Turnover Margin: T-48

2012 - Fresno State Record: 9-4

Fresno State					Opponents				
Date	Opponent	Sacks	FR	INT.	Gained	Sacks	FR	INT.	Lost
9/1	Weber State	4-17	0	1	1	1-13	0	0	0
9/8	at No. 4 Oregon	3-34	3	0	3	3-16	0	0	0
9/15	Colorado	4-24	0	4	4	0-0	1	1	2
9/22	at Tulsa	0-0	0	3	3	2-13	2	0	2
9/29	San Diego St.	5-35	2	3	5	1-9	2	2	4
10/6	at Colorado St.	4-29	1	1	2	2-18	0	0	0
10/13	at Boise St.	1-0	0	1	1	3-21	1	1	2
10/20	Wyoming	1-8	0	2	2	2-15	2	0	2
10/27	at New Mexico	1-4	1	1	2	2-11	0	1	1
11/3	Hawai'i	5-19	2	1	3	3-21	0	1	1
11/10	at Nevada	3-26	2	2	4	1-7	1	0	1
11/24	Air Force	3-15	2	1	3	1-7	1	0	1
12/24	SMU!	5-24	0	2	2	7-53	2	2	4
Totals	13 games	40-239	13	22	35	29-207	12	8	20

NATIONAL RANKINGS

Sacks: 9
Fumble Recoveries: T-27
Passes Intercepted: 3

Turnovers Gained: 5
Turnover Margin: T-7

NATIONAL RANKINGS

Sacks Allowed: T-78
Fumbles Lost: T-77
Interceptions Thrown: T-28

Turnovers Lost: T-46
Turnover Margin: T-7

2011 - Fresno State Record: 4-9

Fresno State					Opponent				
Date	Opponent	Sacks	FR	INT.	Gained	Sacks	FR	INT.	Lost
9/3	vs. California	2-17	1	1	2	6-30	1	1	2
9/10	at No. 10 Nebraska	1-4	0	2	2	0-0	1	0	0
9/17	North Dakota	2-23	0	0	0	3-26	0	0	1
9/24	at Idaho	2-12	1	0	1	0-0	0	2	2
10/1	Ole Miss	1-7	0	0	0	2-18	1	1	2
10/7	No. 5 Boise St.	0-0	0	0	0	0-0	2	2	4
10/15	Utah State	3-15	1	0	1	0-0	2	0	2
10/22	at Nevada	2-8	0	0	0	1-2	2	0	0
11/5	La Tech	1-8	0	0	0	3-12	1	2	3
11/12	at New Mexico St.	2-17	0	1	1	1-4	1	0	1
11/19	at Hawai'i	4-32	0	0	0	1-3	0	0	0
11/26	San Jose St.	0-0	1	1	2	0-0	2	1	3
12/3	at San Diego St.	2-15	0	0	0	3-28	0	1	1
Totals	13 Games	20-143	4	5	9	17-95	13	9	22

NATIONAL RANKINGS



INDIVIDUAL GAME HIGHS

PASSING

Name	Attempts		Completions		Yards		Career 300-Yard Passing Games
	2018	Career	2018	Career	2018	Career	
Marcus McMaryion	33 (at UCLA)	48 (*17vs. Houston)	24 (Toledo)	33 (*17 vs. Houston)	368 (Toledo)	Same	3
Jorge Reyna	3 (Idaho)	Same	2 (Idaho)	Same	40 (Idaho)	Same	
Name	Longest Pass		TDs		INTs		
	2018	Career	2018	Career	2018	Career	
Marcus McMaryion	55 (Toledo)	81 (*17 Boise State)	4 (Toledo)	4 (2x)	1 (2x)	2 (*17 at Hawai'i)	
Jorge Reyna	33 (Idaho)	Same	1 (Idaho)	Same	--	--	

RUSHING

Name	Attempts		Yards		TDs		Longest Career Run	100-Yd Games
	2018	Career	2018	Career	2018	Career		
Josh Hokit	12 (2x)	21 (*17 at Wyoming)	59 (Toledo)	97 (*16 Hawai'i)	--	3 (*17 at SDSU)	26 (*17 at SDSU)	--
Marcus McMaryion	9 (at UCLA)	9 (*17 UNLV)	53 (Wyoming)	Same	4 (at UCLA)	Same	57 (*17 UNM)	--
Jordan Mims	21 (at UCLA)	21 (2x)	85 (at UCLA)	112 (*17 at SDSU)	3 (Idaho)	Same	24 (*17 UNM)	1
Dejonte O'Neal	6 (at Nevada)	5 (5x)	45 (Idaho)	Same	1 (Idaho)	1 (2x)	26 (Idaho)	--
Ronnie Rivers	11 (at New Mexico)	19 (*17 at SJSU)	48 (at New Mexico)	105 (*17 at SJSU)	2 (at New Mexico)	2 (2x)	30 (*17 UIW)	1

RECEIVING

Name	Receptions		Yards		TDs		Longest Career Reception	100-Yd Games
	2018	Career	2018	Career	2018	Career		
Justin Allen	3 (at Minnesota)	2 (*17 UIW)	14 (at Minnesota)	51 (*17 UIW)	--	1 (*17 UIW)	45 (*17 UIW)	--
Chris Coleman	2 (Toledo)	Same	24 (Toledo)	Same	--	--	14 (Toledo)	--
Derrion Grim	1 (3x)	4 (*17 UNLV)	33 (Idaho)	69 (*17 Nevada)	1 (Idaho)	1 (2x)	63 (*17 Nevada)	--
Josh Hokit	2 (2x)	3 (*17 Nevada)	10 (Toledo)	27 (*17 UNM)	--	--	27 (*17 UNM)	--
KeeSean Johnson	8 (2x)	10 (*16 Air Force)	149 (at New Mexico)	Same	2 (2x)	3 (2x)	81 (*17 Boise State)	8
Jamire Jordan	4 (at Minnesota)	10 (*16 at Utah St.)	53 (at UCLA)	115 (*16 Air Force)	--	2 (*17 UNM)	85 (*16 at Toledo)	5
Jordan Mims	6 (Toledo)	Same	126 (Toledo)	Same	1 (Toledo)	Same	55 (Toledo)	1
Dejonte O'Neal	2 (at Nevada)	4 (*16 at Toledo)	7 (2x)	25 (*17 Nevada)	--	--	16 (2x)	--
Jared Rice	7 (Wyoming)	Same	98 (at Nevada)	Same	1 (2x)	1 (6x)	69 (at Nevada)	--
Kyle Riddering	2 (2x)	3 (*16 at Utah St.)	19 (at UCLA)	21 (*17 UNLV)	1 (2x)	1 (3x)	21 (*17 UNLV)	--
Ronnie Rivers	4 (at New Mexico)	4 (2x)	69 (at New Mexico)	Same	1 (2x)	1 (3x)	34 (Wyoming)	--
Cam Sutton	1 (2x)	Same	20 (Wyoming)	Same	--	--	20 (Wyoming)	--
David Tangipa	1 (2x)	1 (3x)	7 (Idaho)	Same	1 (Wyoming)	1 (2x)	7 (Idaho)	

DEFENSE

Name	Tackles		TFL		Sacks		INT	FF
	2018	Career	2018	Career	2018	Career		
Jeff Allison	17 (at Nevada)	Same	1.0 (at New Mexico)	1.0 (6x)	0.5 (at Nevada)	1.0 (2x)	2 (at Minn)	1 (2x)
Kevin Atkins	6 (Toledo)	Same	1.0 (2x)	1.0 (3x)	--	--	--	--
James Bailey	10 (at Nevada)	Same	2.5 (at Nevada)	Same	1.0 (at Nevada)	Same	1 (Idaho)	1 (*17 UNM)
Mike Bell	11 (at Minnesota)	Same	1 (at UCLA)	1.5 (*17 at Washington)	--	--	1 (4x)	1 (*17 BYU)
Patrick Belony	2 (Wyoming)	3 (*16 SDSU)	0.5 (at Nevada)	0.5 (2x)	0.5 (at Nevada)	Same	--	--
Jaron Bryant	5 (at Nevada)	9 (*17 at Boise State)	1.0 (at Nevada)	1.0 (2x)	--	--	2 (*17 Nevada)	1 (at UCLA)
Wylan Free	2 (3x)	Same	--	--	--	--	1 (Idaho)	--
Jasad Haynes	5 (Idaho)	Same	3.0 (Idaho)	Same	1.0 (2x)	Same	--	1 (Idaho)
George Helmuth	11 (at Nevada)	11 (2x)	2.0 (Toledo)	2.0 (3x)	2.0 (Toledo)	2.0 (2x)	--	1 (*17 at UW)
Juju Hughes	8 (2x)	11 (*17 UNM)	--	2.0 (2x)	--	1.0 (*17 at SJSU)	1 (2x)	1 (*17 at SJSU)
Keiti Iakopo	4 (at Nevada)	Same	0.5 (at Nevada)	Same	0.5 (at Nevada)	Same	--	--
Isaiah Johnson	3 (at New Mexico)	Same	--	--	--	--	--	--
Kwami Jones	4 (Wyoming)	Same	1.0 (Toledo)	1.0 (2x)	1.0 (Toledo)	1.0 (2x)	--	--
Tank Kelly	7 (Toledo)	Same	--	1.0 (3x)	--	--	2 (Idaho)	--
Maamaloa Mafi	3 (at New Mexico)	Same	--	--	--	--	--	--
Kesomi Mafi	3 (2x)	Same	--	--	--	--	--	--
Ricky McCoy	2 (Toledo)	Same	--	--	--	--	--	--
Emeka Ndoh	4 (at UCLA)	Same	1.0 (Wyoming)	3.0 (*17 UIW)	1.0 (Wyoming)	2.0 (*17 UIW)	--	1 (*17 UIW)
Trent Soechting	1 (3x)	10 (*16 Air Force)	--	1.0 (*16 at Nebraska)	--	--	--	--
Mykal Walker	9 (at Minnesota)	Same	2.5 (Toledo)	Same	1.0 (2x)	Same	1 (Toledo)	2 (2x)
Andrew Wright	1 (3x)	Same	1.0 (at Nevada)	Same	--	--	--	--



THE LAST TIME

A Bulldog Player Had... RUSHING

300+ yards rushing:

Never

250-299 yards rushing:

261, Robbie Rouse at Nevada (11/10/12)

200-249 yards rushing:

217, Robbie Rouse vs. Nevada (11/13/10)

150-199 yards rushing:

169, Dontel James at Nevada (10/8/16)

100 yard rushing game by a quarterback:

142, Bill Yancy, at McNeese State (9/9/78)

Back-to-back 200-yard rushing games:

Robbie Rouse, 11/6/10-11/13/10

Five+ consecutive 100-yard rushing games:

9 games, Ryan Matthews, 9/5-11/7/09

Four consecutive 100-yard rushing games:

Marteze Waller, 10/10-11/8/14

2 rushers with 100 yards:

Marteze Waller (145) & Josh Quezada (112)

vs. San Jose State (11/8/14)

90+ yard rushing play:

94, Robbie Rouse vs. Colorado (9/15/12) - TD

80-89 yard rushing play:

80, Lonyae Miller vs. Hawai'i (10/4/08)

70-79 yard rushing play:

76, Marteze Waller at Boise State (10/17/14)

60-69 yard rushing play:

66, Brian Burrell vs. Nebraska (9/13/14) - TD

40+ rushing attempts:

43, Robbie Rouse at La Tech (11/6/10)

30-39 rushing attempts:

36, Robbie Rouse at Nevada (11/10/12)

2 rushers with 2 TDs:

Jordan Mims (3), Saevion Johnson (2) vs.

Idaho (9/1/18)

5 TDs rushing:

Don Driscoll vs. Cal State-Los Angeles (10/2/54)

4 TDs rushing:

Michael Pittman at San Jose State (11/15/97)

3 TDs rushing:

Jordan Mims vs. Idaho (9/1/18)

4 TDs rushing by a quarterback:

Marcus McMaryion vs. at UCLA (9/15/18)

3 TDs rushing by a quarterback:

Trent Dilfer vs. UNLV (10/26/91)

2 TDs rushing by a quarterback:

Marcus McMaryion vs. Wyoming (10/13/18)

RECEIVING

200+ yards receiving:

264, Davante Adams at San Jose St. (11/29/13)

150-199 yards receiving:

194, Aaron Peck at UNLV (10/1/16)

2 receivers with 100 yards receiving:

Jordan Mims (126), KeeSean Johnson (102)

vs. Toledo (9/29/18)

3 receivers with 100 yards receiving:

Davante Adams (246), Josh Harper (161),

Isaiah Burse (112) vs. New Mexico (11/23/13)

90+ yard pass play:

97, Isaiah Burse from Derek Carr vs. Colorado

(9/15/12) - TD

80-89 yard pass play:

81, KeeSean Johnson from Marcus McMaryion

vs. Boise State (11/25/17) - TD

70-79 yard pass play:

75, KeeSean Johnson from Marcus McMaryion

vs. New Mexico (10/14/17)

60-69 yard pass play:

69, Jared Rice from Marcus McMaryion

at Nevada (10/6/18)

50-59 yard pass play:

55, Jordan Mims from Marcus McMaryion vs.

Toledo (9/29/18)

10-14 receptions:

KeeSean Johnson (10) vs. Air Force (10/28/16)

15+ or more receptions:

Isaiah Burse (17) vs. Utah State (12/7/13)

2+ receivers with 10 or more catches:

Davante Adams (13), Isaiah Burse (10)

at San Jose St. (11/29/13)

2 receivers with 2 TDs:

Davante Adams (4), Josh Harper (3)

vs. New Mexico (11/23/13)

A TE with two TDs:

Chad Olsen (2) at UNLV (10/10/14) & vs. ACU (9/3/15)

3+ TDs receiving:

KeeSean Johnson (3) vs. Nevada (9/30/17)

Back-to-back games with 2+ TDs receiving:

Davante Adams

11/23/13 vs. UNM (4), 11/29/13 (3) at SJSU

Back-to-back 100-yard plus receiving games:

Davante Adams (3),

11/23/13 (246) -11/29/13 (264) - 12/7/13 (168)

Back-to-back 200-yard plus receiving games:

Davante Adams

11/23/13 vs. UNM (246), 11/29/13 at SJSU (264)

Had three consec. 100-yard plus receiving games:

Davante Adams, 11/23/13 (246) -11/29/13 (264) -

12/7/13 (168)

Five receivers with TDs:

D. Scott (2), J. Jordan (1), J. Blandin (1),

C. Olsen (1), M. Waller at Hawai'i (11/14/15)

Four receivers with TDs:

J. Jordan (1), J. Allen (1), J. Rice (1),

K. Riddering (1) vs. Incarnate Word (9/2/17)

Three receivers with TDs:

KeeSean Johnson (2), Jordan Mims (1),

Kyle Riddering (1) vs. Toledo (9/29/18)

Caught a TD in six-straight games:

Davante Adams (9 games), 10/5/13-12/21/13

An OL caught a pass:

Adam McDowell (3 yards) at No. 8 Boise State

(11/28/08)

PASSING

500-plus yards passing:

519, Derek Carr at San Jose St. (11/29/13)

400-499 yards passing:

404, Derek Carr vs. Utah State (12/7/13)

3+ Consecutive 300+ passing games:

Derek Carr (5), 11/2/13-12/7/13

Back-to-back 500-yard plus passing games:

Derek Carr,

vs. UNM (522) 11/22/13, at SJSU (519) 11/29/13

7 TDs passing: Derek Carr vs. New Mexico (11/23/13)*

6 TDs passing: Zack Greenlee at Hawai'i (11/14/15)

5 TDs passing: Derek Carr at Idaho (10/5/13)

4 TDs passing: Marcus McMaryion vs. Toledo (9/29/18)

Back-to-back games with 4+ TD passes:

Derek Carr (three games)

at Wyoming (4), vs. New Mexico (7), SJSU (6)

11/9/13-11/29/2013

Three 50+ yard TD passes in the same game:

Derek Carr 59 yards to Davante Adams, 57 yards

to Davante Adams, 59 yards to Josh Harper

vs. New Mexico (11/23/13)

Two 50+ yard TD passes in the same game:

Derek Carr 97 yards to Isaiah Burse & 60 yards

to Davante Adams vs. Colorado (9/15/12)

Two 50+ yard TD passes in the same quarter:

Derek Carr, 59 yards to Davante Adams & 59 yards

to Josh Harper vs. New Mexico (11/23/13) - 3rd Qtr.

Three Quarterbacks throw TD in same game:

B. Burrell (2), B. Connette (1), Z. Greenlee (1)

vs. Southern Utah (9/20/14)

50+ pass attempts:

59, Brian Burrell vs. Nebraska (9/13/14)

40-49 pass attempts:

48, Marcus McMaryion vs. Houston (12/24/17)

40+ pass completions

52*, Derek Carr vs. Rutgers (8/29/13)

30-39 pass completions

33, Marcus McMaryion vs. Houston (12/24/17)

DEFENSE

15+ tackles: 17, Jeff Allison at Nevada (10/6/18)

12-14 tackles: 13, Jeffrey Allison vs. Wyoming (10/13/18)

10+ tackles by a DL:

14, Tyler Davison at UNLV (10/10/14)

3+ sacks:

3.0, Tobenna Okeke at Hawai'i (11/11/17)

4.5+ tackles for a loss:

4.5, Ejiro Ederaine at San Diego St. (10/26/13)

4.0 tackles for a loss:

4.0, Ejiro Ederaine at Boise St.-MWC Game (12/6/14)

3 interceptions:

Phillip Thomas vs. Colorado (9/15/12)

2 interceptions:

Jeff Allison vs. at UCLA (9/15/18)

Interception return for TD

Mykal Walker (38 yards) vs. Toledo (9/29/18)

Two interception returns for TD

*Phillip Thomas (16 & 43 yards) vs. Colorado

(9/15/12)

Two players with interception returns for TDs

Patrick Su'a (20) and Tristan Okpalauugo (21)

at Tulsa (9/22/12)

Fumble recovery for TD:

Ejiro Ederaine (*78 yards)

at San Diego St. (10/26/13)

Two players with fumble recoveries for TDs:

Tyler Davison (0 yards), Travis Brown (26 yards)

at Nevada (11/10/12)

Recovered two fumbles in a game:

Ben Jacobs vs. Louisiana Tech (11/21/09)

Forced three fumbles in a game:

Ben Jacobs vs. Louisiana Tech (11/29/09)

Forced & recovered a fumble in the same game:

Jasad Haynes vs. Idaho (9/1/18)

Scored on a safety:

Malik Forrester vs. Boise State (11/25/17)

SPECIAL TEAMS

Blocked a field goal:

Tank Kelly vs. Idaho (9/1/18)

Mykal Walker vs. Idaho (9/1/18)

Returned a blocked field goal for a touchdown:

Jaron Bryant (74 yards) vs. Idaho (9/1/18)

Jaron Bryant (71 yards) vs. Idaho (9/1/18)

Blocked a PAT: Nikko Mota vs. Nevada (11/2/13)

Blocked 2 PATs in a game:

Cody Wichmann vs. California (9/3/11)

Returned a PAT for Two Points:

Charles Washington vs. San Diego State (9/29/12)

Blocked a punt:

DeShawn Potts at UNLV (10/1/16)

Returned a blocked punt for a touchdown:

T.J. Thomas (9 yards) vs. San Jose State (11/8/14)

Returned a kickoff for a TD:

A.J. Jefferson (92 yards) vs. Nevada (11/7/08)

Returned an opening kickoff for a TD:

Has not happened in last 10 seasons

Recovered an onside kick attempt:

Michael Martens vs. Utah (9/19/15)

Returned a punt for a TD:

Isaiah Burse (2, 61/58 yards) vs. Cal Poly (9/7/13)

Returned 2 punts for TD in same game:

Isaiah Burse (61 & 58 yards) vs. Cal Poly (9/7/13)

Made 4 FGs in a Game:

Jimmy Camacho vs. Houston (12/24/17)

Kicked a field goal of 55+ yards

*58, Kevin Goessling at Utah State (10/25/08)

Kicked a field goal of 50-54 yards

50, Jimmy Camacho vs. San Jose State (10/7/17)

TOTAL OFFENSE/ALL-PURPOSE

500 yards total offense:

551, Derek Carr at San Jose St. (11/29/13)

400-499 yards total offense:

482, Derek Carr vs. Nevada (11/2/13)

300+ all-purpose yards:

311, Robbie Rouse at Louisiana Tech (11/6/10)

* denotes school record



THE LAST TIME

A Bulldog Team Had... OFFENSE

90+ points: 94, vs. New Mexico (10/5/91)
80-89 points: 80, vs. Fort Ord (1942)
70-79 points: 79, vs. Idaho (9/1/18)
60-69 points: 66, vs. Incarnate Word (9/2/17)
50-59 points: 56, vs. Southern Utah (9/20/14)
0 points: at Colorado State (11/5/16)
0 points in 1st half: at Colorado State (11/5/16)
0 points in 2nd half: Boise State (12/2/17)
Did not score a Touchdown:
 at Colorado State (11/5/16)
Scored 3-plus TDs in 4th Quarter: 3- vs. Sacramento State (9/10/16)
400+ yards rushing: *503, vs. Hawai'i (11/12/04)
300-399 yards rushing:
 389, vs. Southern Utah (9/20/14)
Less than 100 yards rushing:
 30, at Nevada (10/6/18)
Negative rushing yards:
 -16, vs. SMU (12/24/12)
70+ rushing attempts: *71, vs. Pacific (11/9/91)
60-69 rushing attempts: 64, vs. Hawai'i (11/12/04)
50-59 rushing attempts: 52, at UCLA (9/15/18)
Less than 10 rushing attempts: 6 vs. USC (12/21/14)
7+ rushing TDs: 7, vs. Idaho (9/1/18)
6 rushing TDs: at San Jose State (11/27/04)
5 rushing TDs: vs. Colorado (9/15/12)
500+ yards passing:
 519, at San Jose St. (11/29/13)
Less than 100 yards passing:
 77, at San Diego State (10/3/15)
50+ pass attempts: 59, vs. Nebraska (9/13/14)
40+ pass completions: *52, vs. Rutgers (8/29/13)
30-39 pass completions: 33, vs. Houston (12/24/17)
Had 12+ players catch a pass:
 12, at No. 19 Oregon (9/15/07)
600+ total net yards: 613, vs. Incarnate Word (9/2/17)
500-599 total net yards:
 54 vs. Toledo (9/29/18)
Less than 150 total net yards:
 125, at Boise State (11/19/11)
Less than 100 total net yards:
 89, at San Diego State (10/3/15)
Had a 200-yard rusher and 200-yard passer:
 at Nevada (11/10/12) - Robbie Rouse (261 rushing) & Derek Carr (220 passing)
37+ minutes of possession:
 39:57, at UCLA (9/15/18)
 38:15, at Hawai'i (11/19/11)
 37:42, at New Mexico (10/20/18)
 37:13, at Hawai'i (11/14/15)
 37:01, at San Jose State (10/7/17)

DEFENSE

Shutout an opponent: vs. New Mexico (10/14/17)
Shutout an opponent in the 1st half:
 at Wyoming (11/18/17)
Shutout an opponent in the 2nd half:
 at New Mexico (10/20/18)
Allowed 50+ points: 52, at Toledo (9/17/16)
Held two opponents scoreless in the same season:
 2017, New Mexico (38-0) & Incarnate Word (66-0)
Held an opponent to 0 or no yards in a quarter:
 -3 yards, 4th qtr, at Boise St.-MWC Game (12/6/14)
7+ interceptions: *7, vs. Idaho State (9/21/68)
6 interceptions: vs. Georgia Tech (12/31/02)
5 interceptions: vs. Idaho (9/1/18)
4 interceptions: at Idaho (10/5/13)
3 interceptions: at Nevada (10/6/18)
Interception by a defensive lineman:
 Mykal Walker vs. Toledo (9/29/18)
4+ fumble recoveries: vs. New Mexico St. (11/11/06)
3 fumble recoveries: at Nevada (11/22/14)
13+ TFL in a game: vs. (13) New Mexico (11/23/13)

12 TFL in a game: vs. Cincinnati (9/4/10)
11 TFL in a game: vs. Hawai'i (11/29/14)
10 TFL in a game: at Washington (9/16/17)
8+ Sacks in a game: 8, vs. Utah State (12/7/13)
7 Sacks in a game: at Idaho (10/5/13)
6 Sacks in a game: vs. UNLV (10/16/15)
5 Sacks in a game: vs. Toledo (9/29/18)
Scored 3 Defensive Touchdowns: at Nevada (11/10/12) - Tyeler Davison (0-yd FR); Travis Brown (26-yd FR); Derron Smith (34-yd INT return)
Scored on a safety: vs. Boise State (11/25/17)

TURNOVERS

Forced 6 or more turnovers in a game:
 7 - vs. Idaho (9/1/18) - 5 INT, 2 FR
Forced 5 turnovers in a game:
 at Idaho (10/5/13) - 4 INT, 1 FR
Forced 4 turnovers in a game:
 at San Jose State (10/7/17) - 2 INT, 2 FR
Committed 6 or more turnovers in a game:
 6, vs. Hawai'i (10/4/08) 3 FL, 3 INT
Committed 5 turnovers in a game:
 at Hawai'i (9/28/13) - 3 FL, 2 INT
Committed 4 turnovers in a game:
 vs. Air Force (10/28/16) - 4 INT
Did not force a turnover: vs. Boise State (12/2/17)
Did not force a turnover in back-to-back games:
 vs. Boise State and at Boise State, 11/25/17-12/2/17
Did not force a turnover in 3-straight games:
 vs. Utah St., Idaho & Nevada, 10/31-11/14, 2009
Did not commit a turnover: at New Mexico (10/20/18)
Did not commit a turnover in back-to-back games:
 vs. Wyoming and at New Mexico, 10/13/18, 10/20/18
Did not commit a turnover in 3-straight games:
 vs. Rice, Colorado St. & SMU, 9/28-10/12, 2002
Lost 4 or more fumbles: 4, vs. Idaho (11/27/10)
Lost 3 fumbles: at Hawai'i (9/28/13)

SPECIAL TEAMS

Scored 13 or more points kicking:
 13, vs. Idaho (9/1/18)
Scored 10-12 points kicking: 11, vs. Nevada (9/30/17)
Punted 11+ times: 12, at Toledo (9/17/16)
Punted 10 times: at San Diego St. (10/3/15)
Did not punt: vs. Hawai'i (10/4/08)
Totalled 200 or more kickoff return yards:
 209, vs. San Jose State (9/26/15)
Totalled 100 or more punt return yards:
 130, vs. Cal Poly (9/7/13)
Missed a PAT: vs. Wyoming (10/13/18)
Had a PAT Blocked: vs. USC (12/21/13)
Successful two-point conversion:
 at San Jose St. (11/29/13) -
 Derek Carr pass to Isaiah Burse
Had a FG Blocked: Houston (12/24/17)
Recovered an onside's kick: vs. Utah (9/19/15)

An Opposing Player Had...

30+ carries:
 38, Donnell Pumphrey, San Diego State (10/14/16)
200+ yards rushing:
 220, Donnell Pumphrey, San Diego State (10/14/16)
150+ yards rushing:
 154, Jalen Hurts, Alabama (9/9/17)
2 rushers with 100 yards:
 D'Angelo Brewer (252), James Flanders (101)
 Tulsa (9/24/16)
45+ pass attempts:
 48, Ty Gangi, Nevada (9/30/17)
30+ pass completions:
 31, Ty Gangi, Nevada (9/30/17)
400+ yards passing:
 547, David Fales, San Jose St. (11/29/13)
80+ yard rushing play:

91, Dalton Sneed, UNLV (10/1/16)
70-79 yard rushing play:
 79, Tedder Easton, Wyoming (11/9/13)
60-69 yard rushing play:
 62, Don Jackson, Nevada (11/5/15)
80+ yard pass play:
 86, Joe Gray to Jabari Carr, San Jose State (11/8/14)
70+ yard pass play:
 73, Colton Richardson to Jeff Cotton, Idaho (9/1/18)
60-69 yard pass play:
 61, Dalton Sneed to Elijah Trosclair, UNLV (10/1/16)
10+ receptions:
 12, Kaleb Fossum, Nevada (10/6/18)
200 yards receiving:
150-199 yards receiving:
 197, Steven Dunbar, Houston (12/24/17)
4+ field goals:
 Daniel Gutierrez (4), UNLV (10/28/17)
A 50+ yard field goal:
 51, Bryce Crawford, San Jose State (10/7/17)
Punt return for a TD:
 Dante Pettis (77 yards), Washington (9/16/17)
Kickoff return for a TD:
 Kevin Nutt (96 yards), Colorado St. (11/28/15)
Returned an opening kickoff for a TD:
 Wade Lockett (100 yards), CS Fullerton (11/2/85)
Fumble recovery for a TD:
 S. Tu'ikolovatu (37 yards), No. 21 Utah (9/19/15)
Interception return for a TD:
 Solomon Matautia (19 yards), Hawai'i (11/11/17)
2 Interceptions: Brodie Hicks, Air Force (10/28/16)
3 Interceptions: Dameon Baber, Nevada (11/5/15)
Blocked Punt: Jentz Painter, Utah State (10/22/16)
Blocked FG: J. Winchester, Houston (12/24/17)
Returned a blocked punt for a touchdown:
 Austin Cheney, Utah State (10/22/16)
Returned a blocked FG for a touchdown:
 A. Myres, Houston (12/24/17)

An Opposing Team Had...

400+ yards rushing: 458, Air Force (10/24/15)
300+ yards rushing: 305, No. 1 Alabama (9/9/17)
Less than 50 yards rushing: -30, Incarnate Word (9/2/17)
Negative yards rushing: -30, Incarnate Word (9/2/17)
500+ yards passing:
 547, San Jose State (11/29/13)
400-499 yards passing:
 410, No. 14 Hawai'i (11/10/07)
Less than 100 yards passing:
 90, San Diego State (10/21/17)
700 yards plus total offense:
 701, at No. 15 USC (8/30/14)
600-699 yards plus total offense:
 617, Tulsa (9/24/16)
500-599 yards total offense:
 520, BYU (11/15/15)
Less than 200 yards total offense:
 125, Incarnate Word (9/2/17)
Less than 105 yards total offense:
 104, Sacramento State (9/1/04)
10 or fewer first downs: (8) Incarnate Word (9/2/17)
60+ points: 73, at No. 14 Ole Miss (9/12/15)
50-59 points: 52, Toledo (9/17/16)
40-49 points: 48, at Washington (9/16/17)
Attempted a two-point conversion:
 Hawai'i (11/11/17) - pass converted, pass failed
Successful two-point conversion:
 Hawai'i (11/11/17) - pass by Dru Brown to Dylan Collie
Scored on a safety:
 Utah State, team safety (10/10/15)
40+ minutes of possession:
 42:38, Air Force (10/24/15)
37-40 minutes of possession:
 37:19, San Diego St. (10/14/15)

* School record



JUSTIN ALLEN'S CAREER STATS

RECEIVING	G	REC	YDS	TD	LG	REC/G	AVG/C	AVG/G
2016	11	4	36	0	11	0.4	9.0	3.3
2017	14	2	51	1	45	0.1	25.5	3.6
2018	7	5	38	0	13	0.7	7.6	5.4
TOTAL	32	11	125	1	45	0.3	11.4	3.9

JEFF ALLISON'S CAREER STATS

INTERCEPTIONS	G	NO.	YDS	TD	LG	AVG/R	AVG/G
2016	12	0	0	0	0	0.0	0.0
2017	14	0	0	0	0	0.0	0.0
2018	7	2	27	0	23	13.5	3.9
TOTAL	33	2	27	0	23	13.5	0.8

TACKLES	G	UA	A	TOTAL	TFL	YDS	PD	FF	FR	BLKD	QBH
2016	12	8	13	21	0.0	0	0	0	0	0	0
2017	14	79	47	126	5.5	22	3	2	2	0	0
2018	7	40	36	76	3.0	11	3	0	0	0	2
TOTAL	33	127	96	223	8.5	33	6	2	2	0	2

SACKS	G	UA	A	TOTAL	YDS
2016	12	0	0	0.0	0
2017	14	2	0	2.0	13
2018	7	0	1	0.5	2
TOTAL	33	2	1	2.5	15

KEVIN ATKINS' CAREER STATS

TACKLES	G	UA	A	TOTAL	TFL	YDS	PD	FF	FR	BLKD	QBH
2016	0	0	0	0	0.0	0	0	0	0	0	0
2017	14	7	12	19	2.0	6	0	0	0	0	0
2018	7	9	8	17	3.0	14	0	0	0	0	1
TOTAL	21	16	20	36	5.0	20	0	0	0	0	1

SACKS	G	UA	A	TOTAL	YDS
2016	0	0	0	0.0	0
2017	14	0	0	0.0	0
2018	7	1	0	1.0	9
TOTAL	21	1	0	1.0	9

JAMES BAILEY'S CAREER STATS

INTERCEPTIONS	G	NO.	YDS	TD	LG	AVG/R	AVG/G
2015	12	0	0	0	0	0.0	0.0
2016	12	0	0	0	0	0.0	0.0
2017	14	0	0	0	0	0.0	0.0
2018	7	1	0	0	0	0.0	0.0
TOTAL	45	1	0	0	0	0.0	0.0

TACKLES	G	UA	A	TOTAL	TFL	YDS	PD	FF	FR	BLKD	QBH
2015	12	32	15	47	2.0	2	2	0	1	0	1
2016	12	32	27	59	5.0	11	4	0	1	0	1
2017	14	39	32	71	4.5	9	2	1	0	1	1
2018	7	22	18	40	4.5	15	3	0	1	0	0
TOTAL	45	125	92	217	16.0	37	11	1	3	1	3

SACKS	G	UA	A	TOTAL	YDS
2015	12	0	0	0.0	0
2016	12	0	1	0.5	3
2017	14	0	0	0.0	0
2018	7	1	0	1.0	11
TOTAL	45	1	1	1.5	14

MIKE BELL'S CAREER STATS

INTERCEPTIONS	G	NO.	YDS	TD	LG	AVG/R	AVG/G
2016	12	0	0	0	0	0.0	0.0
2017	12	1	18	0	18	18.0	1.5
2018	7	3	1	0	1	0.3	0.1
TOTAL	31	4	19	0	18	4.8	0.6

TACKLES	G	UA	A	TOTAL	TFL	YDS	PD	FF	FR	BLKD	QBH
2015	0	0	0	0	0.0	0	0	0	0	0	0
2016	12	17	18	35	2.5	4	1	0	0	0	0
2017	12	51	26	77	3.0	9	4	1	2	0	0
2018	7	21	18	39	1.0	1	9	0	0	0	0
TOTAL	31	89	62	151	6.5	14	14	1	2	0	0

PATRICK BELONY'S CAREER STATS

TACKLES	G	UA	A	TOTAL	TFL	YDS	PD	FF	FR	BLKD	QBH
2015	0	0	0	0	0.0	0	0	0	0	0	0
2016	12	6	8	14	1.0	1	1	0	0	0	0
2017	4	1	2	3	0.0	0	0	0	0	0	0
2018	7	2	3	5	0.5	2	0	0	2	0	0
TOTAL	23	9	13	22	1.5	3	1	0	2	0	0

SACKS	G	UA	A	TOTAL	YDS
2015	0	0	0	0.0	0
2016	12	0	0	0.0	0
2017	4	0	0	0.0	0
2018	7	0	1	0.5	2
TOTAL	23	0	1	0.5	2

JARON BRYANT'S CAREER STATS

SCORING	G	TD	RUSH	PASS	RETN	PAT	2PAT	FG	TOTAL	AVG/G
2016	11	0	0	0	0	0	0	0	0	0.0
2017	14	2	0	0	2	0	0	0	12	0.9
2018	7	2	0	0	2	0	0	0	12	1.7
TOTAL	32	4	0	0	4	0	0	0	24	0.8

INTERCEPTIONS	G	NO.	YDS	TD	LG	AVG/R	AVG/G
2016	11	0	0	0	0	0.0	0.0
2017	14	4	64	2	44	16.0	4.6
2018	7	0	0	0	0	0.0	0.0
TOTAL	32	4	64	2	44	16.0	2.0

TACKLES	G	UA	A	TOTAL	TFL	YDS	PD	FF	FR	BLKD	QBH
2016	11	2	4	6	0.0	0	0	0	0	0	0
2017	14	50	17	67	2.5	7	11	1	0	0	0
2018	7	20	1	21	1.0	1	2	1	0	0	0
TOTAL	32	72	22	94	3.5	8	13	2	0	0	0

BLAKE CUSICK'S CAREER STATS

PUNTING	G	NO.	YARDS	LG	AVG
2016	12	78	2990	59	38.3
2017	14	67	2850	66	42.5
2018	7	34	1468	72	43.2
TOTAL	33	179	7308	72	40.8

DERRION GRIM'S CAREER STATS

RECEIVING	G	REC	YDS	TD	LG	REC/G	AVG/C	AVG/G
2016	13	13	193	1	63	1.0	14.8	14.8
2017	7	5	74	1	33	0.7	14.8	10.6
TOTAL	20	18	267	2	63	0.9	14.8	13.4

JASAD HAYNES' CAREER STATS

TACKLES	G	UA	A	TOTAL	TFL	YDS	PD	FF	FR	BLKD	QBH
2016	5	0	1	1	0.0	0	0	0	0	0	0
2017	14	10	11	21	2.0	4	0	0	1	0	1
2018	6	7	6	13	4.5	29	0	1	1	0	1
TOTAL	25	17	18	35	6.5	33	0	1	2	0	2

SACKS	G	UA	A	TOTAL	YDS
2016	5	0	0	0.0	0
2017	14	0	0	0.0	0
2018	6	2	1	2.5	18
TOTAL	25	2	1	2.5	18

GEORGE HELMUTH'S CAREER STATS

TACKLES	G	UA	A	TOTAL	TFL	YDS	PD	FF	FR	BLKD	QBH
2015	12	11	6	17	0.0	0	0	0	2	0	0
2016	12	3	4	7	0.0	0	0	0	0	0	0
2017	14	58	31	89	8.0	32	1	1	2	0	4
2018	7	24	16	40	4.0	29	1	0	0	0	2
TOTAL	45	96	57	153	12.0	61	2	1	4	0	6

SACKS	G	UA	A	TOTAL	YDS
2015	12	0	0	0.0	0
2016	12	0	0	0.0	0
2017	14	4	0	4.0	22
2018	7	2	2	3.0	28
TOTAL	45	6	2	7.0	50

JOSH HOKIT'S CAREER STATS

RUSHING	G	ATT	YDS	TD	LG	AVG/C	AVG/G
2016	12	27	130	0	18	4.8	10.8
2017	14	128	583	7	26	4.6	41.6
2018	6	51	187	0	22	3.7	31.2
TOTAL	32	206	900	7	26	4.4	28.1

PASSING	G	ATT	CMP	INT	YDS	TD	LG	PCT	AVG/P	AVG/G	EFFIC
2016	12	0	0	0	0	0	0	0.0	0.0	0.0	0.0
2017	14	3	2	0	81	2	65	66.7	27.0	5.8	513.5
2018	6	1	0	1	0	0	0	0.0	0.0	0.0	-200.0
TOTAL	32	4	2	1	81	2	65	50.0	20.2	2.5	335.1

RECEIVING	G	REC	YDS	TD	LG	REC/G	AVG/C	AVG/G
2016	12	0	0	0	0	0.0	0.0	0.0
2017	14	13	107	0	27	0.9	8.2	7.6
2018	6	7	34	0	10	1.2	4.9	5.7
TOTAL	32	20	141	0	27	0.6	7.1	4.4

JUJU HUGHES' CAREER STATS

INTERCEPTIONS	G	NO.	YDS	TD	LG	AVG/R	AVG/G
2016	12	0	0	0	0	0.0	0.0
2017	14	1	0	0	0	0.0	0.0
2018	7	1	0	0	0	0.0	0.0
TOTAL	33	2	0	0	0	0.0	0.0

TACKLES	G	UA	A	TOTAL	TFL	YDS	PD	FF	FR	BLKD	QBH
2016	12	8	10	18	1.5	7	0	0	0	0	0
2017	14	54	17	71	7.0	14	8	1	1	0	1
2018	7	15	17	32	0.0	0	4	0	0	0	0
TOTAL	33	77	44	121	8.5	21	12	1	1	0	1

SACKS	G	UA	A	TOTAL	YDS
2016	12	0	0	0.0	0
2017	14	1	0	1.0	4
2018	7	0	0	0.0	0
TOTAL	33	1	0	1.0	4

KEESEAN JOHNSON'S CAREER STATS

RECEIVING	G	REC	YDS	TD	LG	REC/G	AVG/C	AVG/G
2015	12	37	337	2	29	3.1	9.1	28.1
2016	12	66	773	6	53	5.5	11.7	64.4
2017	14	77	1013	8	81	5.5	13.2	72.4
2018	7	46	659	6	45	6.6	14.3	94.1
TOTAL	45	226	2782	22	81	5.0	12.3	61.8

SCORING	G	TD	RUSH	PASS	RETN	PAT	2PAT	FG	TOTAL	AVG/G
2015	12	2	0	2	0	0	0	0	12	1.0
2016	12	6	0	6	0	0	0	0	36	3.0
2017	14	8	0	8	0	0	0	0	48	3.4
2018	7	6	0	6	0	0	0	0	36	5.1
TOTAL	45	22	0	22	0	0	0	0	132	2.9

ALL PURPOSE	G	RUSH	REC	PR	KR	IR	TOTAL	AVG/G
2015	12	0	337	7	0	0	344	28.7
2016	12	13	773	36	227	0	1049	87.4
2017	14	0	1013	21	0	0	1034	73.9
2018	7	4	659	0	0	0	663	94.7
TOTAL	45	17	2782	64	227	0	3090	68.7



JAMIRE JORDAN'S CAREER STATS

RECEIVING	G	REC	YDS	TD	LG	REC/G	AVG/C	AVG/G
2015	12	46	540	5	82	3.8	11.7	45.0
2016	12	45	713	2	85	3.8	15.8	59.4
2017	14	27	562	3	70	1.9	20.8	40.1
2018	7	14	180	0	38	2.0	12.9	25.7
TOTAL	45	132	1995	10	85	2.9	15.1	44.3

ALL PURPOSE	G	RUSH	REC	PR	KR	IR	TOTAL	AVG/G
2015	12	55	540	0	315	0	910	75.8
2016	12	83	713	0	253	0	1049	87.4
2017	14	-7	562	0	179	0	734	52.4
2018	7	0	180	0	68	0	248	35.4
TOTAL	45	131	1995	0	815	0	2941	65.4

TANK KELLY'S CAREER STATS

INTERCEPTIONS	G	NO.	YDS	TD	LG	AVG/R	AVG/G
2015	9	0	0	0	0	0.0	0.0
2016	7	0	0	0	0	0.0	0.0
2017	14	1	0	0	0	0.0	0.0
2018	7	3	83	1	43	27.7	11.9
TOTAL	37	4	83	1	43	20.8	2.2

TACKLES	G	UA	A	TOTAL	TFL	YDS	PD	FF	FR	BLKD	QBH
2015	9	10	6	16	0.0	0	0	0	0	0	0
2016	7	6	2	8	0.0	0	2	0	0	0	0
2017	14	37	8	45	3.0	9	9	0	0	0	0
2018	7	22	6	28	0.0	0	17	1	0	1	0
TOTAL	37	75	22	97	3.0	9	28	1	0	1	0

MARCUS MCMARYION'S CAREER STATS

RUSHING	G	ATT	YDS	TD	LG	AVG/C	AVG/G
2017	14	57	302	4	57	5.3	21.6
2018	7	34	110	7	26	3.2	15.7
TOTAL	21	91	412	11	57	4.5	19.6

PASSING	G	ATT	CMP	INT	YDS	TD	LG	PCT	AVG/P	AVG/G	EFFIC
2017	14	351	218	5	2726	14	81	62.1	7.8	194.7	137.7
2018	7	212	150	2	1858	14	69	70.8	8.8	265.4	164.3
TOTAL	21	563	368	7	4584	28	81	65.4	8.1	218.3	147.7

TOTAL OFFENSE	G	RUSH	PASS	TOTAL	AVG/G
2017	14	302	2726	3028	216.3
2018	7	110	1858	1968	281.1
TOTAL	21	412	4584	4996	237.9

SCORING	G	TD	RUSH	PASS	RETN	PAT	2PAT	FG	TOTAL	AVG/G
2017	14	4	4	0	0	0	0	0	24	1.7
2018	7	7	7	0	0	0	0	0	42	6.0
TOTAL	21	11	11	0	0	0	0	0	66	3.1

JORDAN MIMS' CAREER STATS

RUSHING	G	ATT	YDS	TD	LG	AVG/C	AVG/G
2017	14	151	627	6	24	4.2	44.8
2018	7	82	285	4	22	3.5	40.7
TOTAL	21	233	912	10	24	3.9	43.4

RECEIVING	G	REC	YDS	TD	LG	REC/G	AVG/C	AVG/G
2017	14	14	143	0	29	1.0	10.2	10.2
2018	7	16	236	1	55	2.3	14.8	33.7
TOTAL	21	30	379	1	55	1.4	12.6	18.0

ALL PURPOSE	G	RUSH	REC	PR	KR	IR	TOTAL	AVG/G
2017	14	627	143	0	46	0	816	58.3
2018	7	285	236	0	0	0	521	74.4
TOTAL	21	912	379	0	46	0	1337	63.7

EMEKA NDOH'S CAREER STATS

TACKLES	G	UA	A	TOTAL	TFL	YDS	PD	FF	FR	BLKD	QBH
2017	13	7	2	9	5.0	33	1	1	2	0	1
2018	6	5	6	11	2.0	2	0	0	0	0	0
TOTAL	19	12	8	20	7.0	35	1	1	2	0	1

SACKS	G	UA	A	TOTAL	YDS
2017	13	4	0	4.0	30
2018	6	1	0	1.0	1
TOTAL	19	5	0	5.0	31

DEJONTE O'NEAL'S CAREER STATS

RUSHING	G	ATT	YDS	TD	LG	AVG/C	AVG/G
2015	4	16	56	0	11	3.5	14.0
2016	4	16	57	1	17	3.6	14.2
2017	13	25	106	0	17	4.2	8.2
2018	7	29	110	1	26	3.8	15.7
TOTAL	28	86	329	2	26	3.8	11.8

RECEIVING	G	REC	YDS	TD	LG	REC/G	AVG/C	AVG/G
2015	4	0	0	0	0	0.0	0.0	0.0
2016	4	7	18	0	8	1.8	2.6	4.5
2017	13	11	98	0	16	0.8	8.9	7.5
2018	7	4	12	0	10	0.6	3.0	1.7
TOTAL	28	22	128	0	16	0.8	5.8	4.6

PUNT RETURNS	G	NO.	YDS	TD	LG	AVG/R	AVG/G
2015	4	0	0	0	0	0.0	0.0
2016	4	0	0	0	0	0.0	0.0
2017	13	3	40	0	44	13.3	3.1
2018	7	0	0	0	0	0.0	0.0
TOTAL	28	3	40	0	44	13.3	1.4

KICK RETURNS	G	NO.	YDS	TD	LG	AVG/R	AVG/G
2015	4	0	0	0	0	0.0	0.0
2016	4	8	241	0	59	30.1	60.2
2017	13	18	354	0	29	19.7	27.2
2018	7	2	31	0	18	15.5	4.4
TOTAL	28	28	626	0	59	22.4	22.4

ALL PURPOSE	G	RUSH	REC	PR	KR	IR	TOTAL	AVG/G
2015	4	56	0	0	0	0	56	14.0
2016	4	57	18	0	241	0	316	79.0
2017	13	106	98	40	354	0	598	46.0
2018	7	110	12	0	31	0	153	21.9
TOTAL	28	329	128	40	626	0	1123	40.1

JARED RICE'S CAREER STATS

RECEIVING	G	REC	YDS	TD	LG	REC/G	AVG/C	AVG/G
2016	11	4	6	2	3	0.4	1.5	0.5
2017	13	22	388	2	65	1.7	17.6	29.8
2018	7	29	371	2	69	4.1	12.8	53.0
TOTAL	31	55	765	6	69	1.8	13.9	24.7

KYLE RIDDERING'S CAREER STATS

RECEIVING	G	REC	YDS	TD	LG	REC/G	AVG/C	AVG/G
2015	9	2	7	0	4	0.2	3.5	0.8
2016	12	7	33	0	12	0.6	4.7	2.8
2017	14	8	54	1	21	0.6	6.8	3.9
2018	7	4	28	2	10	0.6	7.0	4.0
TOTAL	42	21	122	3	21	0.5	5.8	2.9

RONNIE RIVERS' CAREER STATS

RUSHING	G	ATT	YDS	TD	LG	AVG/C	AVG/G
2017	13	101	480	5	30	4.8	36.9
2018	4	22	107	3	19	4.9	26.8
TOTAL	17	123	587	8	30	4.8	34.5

RECEIVING	G	REC	YDS	TD	LG	REC/G	AVG/C	AVG/G
2017	13	20	129	1	21	1.5	6.4	9.9
2018	4	8	141	2	34	2.0	17.6	35.2
TOTAL	17	28	270	3	34	1.6	9.6	15.9

PUNT RETURNS	G	NO.	YDS	TD	LG	AVG/R	AVG/G
2017	13	8	35	0	13	4.4	2.7
2018	4	5	62	0	18	12.4	15.5
TOTAL	17	13	97	0	18	7.5	5.7

ALL PURPOSE	G	RUSH	REC	PR	KR	IR	TOTAL	AVG/G
2017	13	480	129	35	0	0	644	49.5
2018	4	107	141	62	0	0	310	77.5
TOTAL	17	587	270	97	0	0	954	56.1



Game #1

Fresno State 79, Idaho 13

Sept. 1, 2018 • Bulldog Stadium • Fresno, Calif. • Attendance: 31,170

SCORE BY QUARTERS	1	2	3	4	OT	FINAL	
Idaho	6	0	7	0	-	13	Record (0-1)
Fresno State	16	28	14	21	-	79	Record (1-0)

SCORING SUMMARY

			Plays	TOP	Score
FS 1st	08:45	MIMS 1 yd run (FULLER kick)	11-56	4:21	0-7
FS 1st	02:05	O'NEAL 26 yd run (FULLER kick failed)	12-80	5:04	0-13
FS 1st	00:43	FULLER 33 yd field goal	4-4	1:18	0-16
ID 1st	00:05	COTTON 73 yd pass from (COFFEY rush fumbled)	2-75	0:38	6-16
FS 2nd	12:42	MIMS 12 yd run (FULLER kick)	7-75	2:23	6-23
FS 2nd	09:20	BRYANT 74 yd blocked FG return (FULLER kick)			6-30
FS 2nd	02:58	KELLY 39 yd interception return (FULLER kick)			6-37
FS 2nd	00:00	BRYANT 71 yd blocked FG return (FULLER kick)			6-44
FS 3rd	09:14	MIMS 2 yd run (FULLER kick)	12-93	5:46	6-51
FS 3rd	07:15	GRIM 33 yd pass from REYNA (FULLER kick)	2-40	0:33	6-58
ID 3rd	00:31	SAUNDERS 6 yd run (COFFEY kick)	15-75	6:44	13-58
FS 4th	10:50	JOHNSON 5 yd run (FULLER kick)	1-5	0:05	13-65
FS 4th	06:19	HARRIS 27 yd run (FULLER kick)	3-45	1:34	13-72
FS 4th	02:40	JOHNSON 1 yd run (FULLER kick)	6-35	3:34	13-79

TEAM STATS

	Idaho	Fresno St.
First Downs	15	25
Rushing Att-Yards	102	239
Passing Cmp-Att-Yds	14-33-205	21-29-247
Total Plays-Yards	65-307	73-486
Fumbles-Lost	2-2	1-0
Penalties-Yards	4-20	3-27
Punts-Yards	4-188	2-91
Average	47.0	45.5
Net	46.2	45.5
Punt Returns (#-Yds-TD)	0-0-0	2-3-0
Kickoff Returns (#-Yds-TD)	6-114-0	1-12-0
Interceptions-Yards-TD	0-0-0	5-57-1
Fumble Ret-Yards-TD	0-0-0	0-0-2
Time of Possession	27:07	32:53
3rd Downs	3-of-13	8-of-13
4th Downs	3-of-3	1-of-1
Sacks By	1-6	1-6

INDIVIDUAL LEADERS

Rushing (att-yds-TD):
FS - Romello Harris (4-47-1)
ID - Isaiah Saunders (24-89-1)
Passing (cmp-att-int-yds-TD):
FS - Marcus McMaryion (19-26-0-207-0)
ID - Mason Petrino (11-22-2-99-0)
Receiving Yards (no-yds-TD):
FS - KeeSean Johnson (6-118-0)
ID - Cutrell Haywood (6-72-0)
Defense (ST-AT-TT-TFL-Sack):
FS - Jeff Allison (2-4-6-0-5-0)
ID - Christian Elliss (3-5-8-0-0)
Interceptions (no-yds-TD):
FS - Tank Kelly (2-40-1)
ID - N/A

FRESNO, Calif. - Scoring its most points since 1991 using five interceptions, two special teams returns for touchdowns and one pick-six, the Fresno State football team rolled to a 79-13 season-opening rout of the Idaho Vandals on Saturday night at Bulldog Stadium.

Fresno State (1-0) scored its most points in 27 years using a balanced offensive approach passing for 247 yards while rushing for 239 and seven scores on the ground.

Senior quarterback Marcus McMaryion had an efficient passing night going 19-for-26 for 207 yards. The 'Dogs used a balanced attack on the ground as five running backs each went for better than 35 yards with Romello Harris leading the way with 47 followed by Saevion Johnson (45), Deonte O'Neal (41), Josh Hokit (40) and Jordan Mims (36). Mims led the group with three touchdowns.

Senior wide receiver KeeSean Johnson tallied his sixth career 100-yard receiving game going for 118 yards on six receptions while extending his consecutive games with a reception streak to a nation-leading 37 games.

Defensively, junior linebacker Jeff Allison led the team with six tackles while senior cornerback Tank Kelly had a pair of interceptions, one returned for a touchdown, five tackles and three pass breakups. Junior defensive tackle Jasad Haynes had five tackles, three tackles for loss, a sack and a forced fumble while Jaron Bryant returned two blocked field goals for touchdowns.

How It Happened

The Bulldogs got the scoring started on their first offensive series of the contest going on an 11-play, 56-yard drive that saw McMaryion complete five of six passes for 42 yards connecting on passes to three different receivers, including three to junior tight end Jared Rice.

Facing a 3rd-and-5 from the Idaho 27, McMaryion connected on back-to-back passes for nine and 11 yards, respectively, to Rice getting the 'Dogs down to the Vandals 7. A six-yard gain by O'Neal got the Bulldogs on the doorstep of Idaho's goal line setting up a one-yard touchdown plunge by Mims.

After forcing the Vandals' to a second straight three-and-out, the 'Dogs took over at their own 20-yard line and marched down the field on a 12-play, 80-yard drive as the 'Dogs found little resistance from the Idaho defense. Faced with a 3rd-and-16 at their own 26, McMaryion found Johnson down the middle of the field for a 19 yard gain.

An 11-yard connection from Johnson and McMaryion on a 3rd-and-1 kept the drive alive and got the 'Dogs down to the Vandals' 28 and two plays later, the 'Dogs capitalized with a 26-yard scamper through the left side by O'Neal for his second career rushing touchdown.

The 'Dogs defense continued to wreck havoc as Haynes forced his first career fumble setting up the Bulldog's offense at the Idaho 19. After compiling 136 yards of offense on its first two drives, the Bulldog offense was only able to move four yards on its third drive setting up a 33-yard field goal by redshirt freshman kicker Asa Fuller who made his first career field goal to give the 'Dogs a 16-0 lead.

Holding the Vandals to negative 16 yards of offense on its first two drives, Idaho needed only two plays to drive 75 yards as quarterback Mason Petrino found wide receiver Jeff Cotton down the sideline for 73 yards to break up the 'Dogs shutout bid. The Vandals bobbled the PAT attempt as the Bulldogs led 16-6 with five seconds remaining in the first quarter.

Fresno State carried its hot offense into the second quarter going on a 7-play, 75-yard drive passing for 39 yards and running for 36 yards as Mims punched in his second touchdown run with a 12-yard scamper up the middle to extend the 'Dogs lead to 23-6.

The Vandals put together their most substantial drive of the game to that point with a 10-play, 46-yard drive down to the Bulldog 26 setting up a 36-yard field goal attempt by Cade Coffey, but Kelly broke through line blocking Coffey's kick as Bryant picked it up and returned it 74 yards putting the Bulldogs up 30-6.

The 'Dogs defense continued to pour it as Kelly picked off his second pass of the game stepping in front of a Petrino pass and returned it 39 yards for a touchdown to push the lead to 37-6.

Idaho made one final push to score in the first half going on a 9-play, 43-yard drive down to the Bulldog 22 to set up a 39-yard attempt by Coffey with one second remaining in the half. The 'Dogs special teams again came up clutch as redshirt junior Mykal Walker broke through the line for the block and was picked up by Bryant for 71 yards as Fresno State took a commanding 44-6 lead into halftime.

The Bulldogs added two touchdowns in the third quarter, a two-yard run by Mims and a 33-yard pass from Jorge Reyna to Derrion Grim (watch) on his first career attempt to take a 58-6 lead. The Vandals scored once more in the game in the third frame, a six-yard run by Isaiah Saunders to make it 58-13 in favor of the 'Dogs.

Fresno State completed the scoring with three more touchdowns in the fourth quarter as a pair of 'Dogs scored their first career touchdowns. S. Johnson had a five-yard plunge up the middle followed by a 27-yard run by Harris before S. Johnson found the end zone one more time with a one-yard run.



Game #2

Minnesota 21, Fresno State 14

Sept. 8, 2018 • TCF Bank Stadium • Minneapolis, Minn. • Attendance: 38,280

SCORE BY QUARTERS	1	2	3	4	OT	FINAL	
Fresno State	0	0	7	7	-	14	Record (1-1)
Minnesota	7	3	0	11	-	21	Record (2-0)

SCORING SUMMARY

			Plays	TOP	Score
MIN 1st	02:46	Green 1 yd run (Carpenter kick)	14-80	7:17	0-7
MIN 2nd	00:58	Carpenter 53 yd field goal	9-55	4:25	0-10
FS 3rd	00:20	RICE, Ja. 1 yd pass from MCMARYION (FULLER kick)	4-17	1:13	7-10
MIN 4th	09:43	Carpenter 50 yd field goal	10-48	5:37	7-13
FS 4th	08:20	JOHNSON, K. 45 yd pass from MCMARYION (FULLER kick)	5-75	1:23	14-13
MIN 4th	03:28	Green 3 yd run (Kieft pass)	10-74	4:52	14-21

TEAM STATS

	Fresno St.	Minn.
First Downs	13	20
Rushing Att-Yards	24-87	45-132
Passing Cmp-Att-Yds	24-34-212	16-26-175
Total Plays-Yards	58-299	71-307
Fumbles-Lost	2-0	1-1
Penalties-Yards	4-40	3-30
Punts-Yards	7-309	6-231
Average	44.1	38.5
Net	41.3	38.5
Punt Returns (#-Yds-TD)	0-0-0	0-0-0
Kickoff Returns (#-Yds-TD)	3-43-0	3-65-0
Interceptions-Yards-TD	0-0-0	2-0-0
Fumble Ret-Yards-TD	0-0-0	0-0-0
Time of Possession	23:19	36:41
3rd Downs	6-of-14	5-of-15
4th Downs	1-of-1	1-of-1
Sacks By	1-6	0-0

INDIVIDUAL LEADERS

Rushing (att-yds-TD):
FS - Jordan Mims (10-41-0)
MINN - Bryce Williams (25-87-0)
Passing (cmp-att-int-yds-TD):
FS - Marcus McMaryion (23-32-1-205-2)
MINN - Zack Annexstad (16-26-0-175-0)
Receiving Yards (no-yds-TD):
FS - KeeSean Johnson (6-89-1)
MINN - Tyler Johnson (6-50-0)
Defense (ST-AT-TT-TFL-Sack):
FS - Jeff Allison (5-10-15-1.0-0.0)
MINN - Blake Cashman (4-6-10-1.5-0.0)
Interceptions (no-yds-TD):
FS - None
MINN - Antoine Winfield Jr. (1-0-0)

MINNEAPOLIS - The Fresno State football team lost a heartbreaker at Minnesota on Saturday evening, falling 21-14 at TCF Bank Stadium.



After converting a fourth-and-3 from the Minnesota 10-yard line, Fresno State was set up with first-and-goal from the Golden Gopher 4-yard line with 1:24 remaining in the game. The 'Dogs pulled a play out of the book from 2017, a halfback pass attempt from Josh Hokit to try and knot the game. But this one, intended for tight end Jared Rice in the back of the end zone, was intercepted by Minnesota defensive back Antoine Winfield Jr. to dash the Bulldogs' hopes of winning their first game on Big Ten soil since defeating Illinois 53-52 in 2009.

Fresno State was stymied for much of the first half by the Gophers' defense, totaling 104 yards offense, but came alive in the second half. Entering the third quarter trailing 10-0, the Bulldogs scored two touchdowns in the second half and took a one-point lead in the fourth quarter, 14-13. Minnesota regained the lead with 3:28 left in the contest and it proved to be enough to win the game.

Fresno State senior quarterback Marcus McMaryion went 23-of-32 through the air for 205 yards with a pair of touchdowns and his first interception of the season while adding 15 yards on the ground. Sophomore running back Jordan Mims led the 'Dogs rushing attack with 41 yards on 10 carries. The Bulldogs rushed for 87 yards as a team. On the receiving end, senior wide receiver KeeSean Johnson led the team with six receptions for 89 yards and a touchdown while Rice added five catches for 31 yards and a score.

Defensively, junior linebacker Jeff Allison had a career-high 15 tackles while junior safety Mike Bell chipped in a career-best 11 tackles, including five solo. The Bulldog defense did force one turnover in the third quarter as senior cornerback Tank Kelly forced a fumble that was recovered by senior defensive lineman Patrick Belony. The Bulldogs manufactured their first points of the game off that turnover.

How It Happened

Minnesota started the scoring on its second offensive drive by manufacturing a lengthy 14-play, 80-yard drive that ran 7:17 off the clock. Gopher redshirt sophomore Seth Green punched the ball in from one-yard out to give Minnesota a 7-0 lead.

Facing its first deficit of the season, the 'Dogs looked to get its offense going, but McMaryion threw his first interception of the season on the ensuing possession to give Minnesota the ball back at the Bulldogs' 41-yard line.

The 'Dogs defense came up big allowing only one yard after that turnover and nearly had a turnover of their own as Allison snagged a pass attempt on third-and-9, but was unable to stay in bounds. Minnesota finished the half with a 10-play, 55-yard drive that ended with a 53-yard field goal by Emmit Carpenter to take a 10-0 lead into the locker room.

After the teams traded punts to start the second half, the Bulldogs defense produced their first turnover of the game deep in the Gophers' own territory. Anthoula Kelly forced the fumble and Patrick Belony pounced on top of it to spark the Bulldogs' offense. Fresno State took advantage going on a four-play, 17-yard drive to score with 20 seconds remaining in the third quarter to pull within three, 10-7. Rice capped the drive with a one-yard touchdown catch from McMaryion.

Carpenter added his second 50-plus yard field goal of the game (50 yards) to put Minnesota ahead 13-7 before a quick strike by the 'Dogs gave Fresno State its lone lead of the game.

The 'Dogs went on a five-play, 75-yard drive that was capped by McMaryion connecting with Johnson for 45 yards to push the 'Dogs in the lead, 14-13.

The lead was short-lived as the Gophers, as they did all game, pounded the ball on the ground for a 10-play, 74-yard drive that ate up 4:52 off the clock. Green ran in from three yards out and after a successful two-point conversion, the Gophers held a 21-14 lead. The drive was kept alive after a 13-yard completion along the sideline on a third-and-nine by a scrambling Zack Annexstad in Minnesota territory. That was followed by a 15-yard sideline infraction penalty called on Fresno State to set the Gophers up at the Bulldogs' 28-yard line.

Facing a fourth-and-3 from the Gophers 10-yard line, McMaryion found Justin Allen for six yards and a first down to extend the game, but after a timeout, the Gophers came up with the play that seal the game.





Game #3

Fresno State 38, UCLA 14

Sept. 15, 2018 • Rose Bowl • Los Angeles, Calif. • Attendance: 60,867

SCORE BY QUARTERS	1	2	3	4	OT	FINAL
Fresno State	13	3	15	7	-	38
UCLA	0	7	7	0	-	14

SCORING SUMMARY

	Plays	TOP	Score
FS 1st 10:03 MCMARYION 1 yd run (FULLER kick failed)	13-75	4:57	6-0
FS 1st 03:41 RIDDERING 10 yd pass from MCMARYION (FULLER kick)	8-75	3:52	13-0
FS 2nd 14:17 FULLER 28 yd field goal	6-27	2:02	16-0
UCLA 2nd 09:44 Howard 45 yd pass from Thompson-Robins (Molson kick)	5-43	1:38	16-7
UCLA 3rd 12:59 Olorunfunmi 2 yd run (Molson kick)	3-17	1:09	16-14
FS 3rd 06:29 MCMARYION 1 yd run (JAVERNICK pass)	8-73	3:16	24-14
FS 3rd 03:43 MCMARYION 1 yd run (FULLER kick)	5-51	2:20	31-14
FS 4th 13:04 MCMARYION 2 yd run (FULLER kick)	7-55	3:12	38-14

TEAM STATS

	Fresno St.	UCLA
First Downs	24	14
Rushing Att-Yards	52-150	31-119
Passing Cmp-Att-Yds	22-33-270	10-24-151
Total Plays-Yards	85-420	55-270
Fumbles-Lost	2-2	3-2
Penalties-Yards	8-53	11-96
Punts-Yards	3-118	6-291
Average	39.3	48.5
Net	38.0	48.8
Punt Returns (#-Yds-TD)	1-2-0	1-4-0
Kickoff Returns (#-Yds-TD)	0-0-0	2-30-0
Interceptions-Yards-TD	2-27-0	0-0-0
Fumble Ret-Yards-TD	0-0-0	0-0-0
Time of Possession	39:57	20:03
3rd Downs	12-of-18	1-of-10
4th Downs	0-of-1	2-of-3
Sacks By	1-1	1-9

INDIVIDUAL LEADERS

Rushing (att-yds-TD):

FS - Jordan Mims (21-85-0)
UCLA - D. Thompson-Robinson (8-49-0)

Passing (cmp-att-int-yds-TD):

FS - Marcus McMaryion (22-33-0-270-1)
UCLA - D. Thompson-Robinson (10-24-2-151-1)

Receiving Yards (no-yds-TD):

FS - KeeSean Johnson (8-85-0)
UCLA - Theo Howard (4-80-1)

Defense (ST-AT-TT-TFL-Sack):

FS - Mike Bell (5-2-7-1.0-0-0)
UCLA - A. Pickett (7-6-13-0.0-0-0)

Interceptions (no-yds-TD):

FS - Jeff Allison (2-27-0)
UCLA - None

PASADENA, Calif. - Led by senior quarterback Marcus McMaryion's five total touchdowns on Saturday night at the Rose Bowl, the Fresno State football team defeated UCLA 38-14 in front of 60,867 fans with a large contingent being the Red Wave that filled up the visitors section in the southeast endzone. The Bulldogs closed the game with 22-answered points during the final 24 minutes to earn their third-straight win over the Bruins to the delight of the fans that made the trip.

With four touchdowns on the ground, McMaryion became just the second Fresno State quarterback to rush for four touchdowns in a game - joining Mark Barsotti's feat in 1989. McMaryion finished 22-of-33 passing for 270 yards and added a 10-yard touchdown pass to senior tight end Kyle Riddering. Nine different 'Dogs caught a pass from McMaryion with senior KeeSean Johnson registering a team-leading eight receptions for 85 yards as the senior caught his 200th career pass becoming only the fifth Bulldog receiver to join the 200 career reception club. The Bulldogs totaled 420 yards of offense adding 150 yards on the ground rushing the ball 52 times as sophomore Jordan Mims tied his career-best with 21 carries on his way to 85 rushing yards.

The Fresno State defense was again stingy, forcing four UCLA turnovers while limiting the Bruins to 270 yards of offense with 151 yards through the air and 119 yards on the ground. Junior safety Mike Bell had a team-high seven tackles, five solo, adding two pass breakups and tackle for loss. Junior linebacker Jeff Allison snagged his first two career interceptions while getting in on six tackles. The 'Dogs also forced a pair of UCLA fumbles that were recovered by Patrick Belony and James Bailey.

How It Happened

Fresno State got its offense going from the outset as the 'Dogs received the opening kickoff and went on a 13-play, 75-yard drive that burned 4:57 off the clock as McMaryion ran in a one-yard touchdown run (watch) to cap the drive. The 'Dogs converted all three third downs on the opening drive while being balanced with 39 yards rushing and passing for 36 yards, including a pair of passes to Johnson for 19 yards.

After holding UCLA to 17 yards on five plays on their first offensive possession, the Bulldogs got the ball back and continued their hot offense with an 8-play, 75-yard drive that was finished by McMaryion finding Riddering down the left hash (watch) to put the 'Dogs ahead 13-0.

For a second straight week, Belony recovered an opponent's fumble as the senior defensive tackle hopped on a Bruins' botched snap at the UCLA 38-yard line (watch). The 'Dogs offense continued to hum along going down the field on a 6-play, 27-yard drive that finished with a 28-yard field goal by Asa Fuller (watch) to extend the 'Dogs lead to 16-0. The Bulldog offense finished the first quarter with 147 yards of offense while UCLA only countered with 38 yards, but the roles reversed in the second quarter as the 'Dogs were held to 30 yards and UCLA churned out 122 yards.

The Bruins took advantage of forcing a McMaryion fumble to strike quickly on a 45-yard touchdown pass from quarterback Dorian Thompson-Robinson to wide receiver Theo Howard, but that would be all the scoring for the Bruins the first half.

The Bulldogs took a 16-7 lead into the locker room at halftime and UCLA continued to take advantage of Fresno State miscues early in the second half. A botched punt return by Johnson set UCLA up at the Bulldogs' 17-yard line. The Bruins' capped the short scoring drive with a two-yard touchdown run by Bolu Olorunfunmi to cut the 'Dogs lead to 16-14 with 12:59 left in the third quarter.

Fresno State's offense got back to firing as it was in the first quarter halfway through the third quarter, closing the game with 22-answered points over the final 24 minutes. It started with an 8-play, 73-yard drive that was punctuated by a one-yard touchdown run by McMaryion (watch), his second of the game, and a successful two-point conversion pass from Jorge Reyna to Gunner Javernick (watch) to put the Bulldogs out front, 24-14, at the 6:19 mark in the third.

The defense played its part in the Bulldogs' late explosion as Allison snagged his first career interception to put the Bulldogs' offense at the 49-yard line (watch) to start their next scoring drive. The 'Dogs used a 5-play, 51-yard drive that was capped by McMaryion's third rushing score of the night, a one-yard plunge (watch), that put the 'Dogs up 31-14 with 3:43 to play in the third quarter.

Allison kept the 'Dogs defensive pressure up and grabbed his second interception of the game (watch) on the Bruins' next offensive possession. The Bulldogs made it three straight scoring drives capped by a McMaryion touchdown, this time a two-yard score (watch) that proved to be the final score of the game as Fresno State walked out of the Rose Bowl with a 38-14 win.

Game #4

Fresno State 49, Toledo 27

Sept. 29, 2018 • Bulldog Stadium • Fresno, Calif. • Attendance: 33,401

SCORE BY QUARTERS	1	2	3	4	OT	FINAL
Toledo	7	6	0	14	-	27
Fresno State	7	21	21	0	-	49

SCORING SUMMARY

	Plays	TOP	Score
FS 1st 08:27 MIMS 4 yd run (FULLER kick)	12-75	4:41	0-7
UT 1st 04:59 SEYMOUR 19 yd pass from GUADAGNI (VEST kick)	10-75	3:20	7-7
UT 2nd 13:08 VEST 46 yd field goal	9-69	3:30	10-7
UT 2nd 10:22 VEST 43 yd field goal	6-12	2:08	13-7
FS 2nd 08:33 JOHNSON, K. 7 yd pass from MCMARYION (FULLER kick)	6-76	1:43	13-14
FS 2nd 04:24 RIDDERING 2 yd pass from MCMARYION (FULLER kick)	6-78	2:27	13-21
FS 2nd 02:26 MIMS 47 yd pass from MCMARYION (FULLER kick)	1-47	0:08	13-28
FS 3rd 12:06 JOHNSON, K. 12 yd pass from MCMARYION (FULLER kick)	6-75	2:54	13-35
FS 3rd 10:22 WALKER 38 yd interception return (FULLER kick)	--	--	13-42
FS 3rd 02:48 MCMARYION 6 yd run (FULLER kick)	9-74	4:19	13-49
UT 4th 06:50 JOHNSON 54 yd pass from PETERS (VEST kick)	7-90	1:41	20-49
UT 4th 02:42 JOHNSON 25 yd pass from PETERS (VEST kick)	7-73	2:18	27-49

TEAM STATS

	Toledo	Fresno St.
First Downs	21	24
Rushing Att-Yards	40-137	38-186
Passing Cmp-Att-Yds	16-31-238	24-32-368
Total Plays-Yards	71-375	70-554
Fumbles-Lost	2-0	0-0
Penalties-Yards	3-25	3-45
Punts-Yards	5-214	4-143
Average	42.8	35.8
Net	39.2	35.8
Punt Returns (#-Yds-TD)	1-0-0	1-18-0
Kickoff Returns (#-Yds-TD)	5-113-0	2-31-0
Interceptions-Yards-TD	1-4-0	1-38-1
Fumble Ret-Yards-TD	0-0-0	0-0-0
Time of Possession	29:51	30:09
3rd Downs	5-of-15	5-of-10
4th Downs	0-of-1	0-of-0
Sacks By	1-5	5-40

INDIVIDUAL LEADERS

Rushing (att-yds-TD):

FS - Jordan Mims (15-59-1)
Toledo - M. Guadagni (8-55-0)

Passing (cmp-att-int-yds-TD):

FS - Marcus McMaryion (24-31-1-368-4)
Toledo - Eli Peters (10-21-1-179-2)

Receiving Yards (no-yds-TD):

FS - Jordan Mims (6-126-1)
Toledo - Jon'Vea Johnson (6-112-2)

Defense (ST-AT-TT-TFL-Sack):

FS - George Helmuth (3-2-5-2.0-2-0)
Toledo - Kahlil Robinson (7-4-11-0.0-0-0)

Interceptions (no-yds-TD):

FS - Mykal Walker (1-38-1)
Toledo - Jamal Hines (1-4-0)

FRESNO, Calif. - Using a run of 42 unanswered points, Fresno State overcame an early 13-7 deficit to roll to a convincing 49-27 win over Toledo on Saturday evening at Bulldog Stadium.

Fresno State, who finished nonconference play with a 3-1 record, accounted for a season-high 554 yards of offense in the contest with 368 yards through the air and 186 yards rushing.

After picking up the offensive player of the week award after his last performance against UCLA accounting for five total touchdowns, senior quarterback Marcus McMaryion produced five more scores, tossing a season-high four through the air while running for one on the ground. McMaryion completed 24-of-31 passes for 368 yards, the most by a Bulldog quarterback since Derek Carr passed for 404 against Utah State on Dec. 7, 2013. McMaryion also became the first quarterback since Carr in 2013 (New Mexico and San Jose State) to account for five touchdowns in back-to-back games.

Sophomore running back Jordan Mims made a career-high six receptions for 126 yards and became the first Bulldog running back since Paris Gaines on Dec. 31, 2000 to account for 100 or more receiving yards in a game. Senior wide receiver KeeSean Johnson added six catches for 102 yards and two touchdowns for his seventh career 100-yard game and sixth career multi-score contest.

On the ground, Mims and junior running back Josh Hokit each accounted for 59 yards as the 'Dogs ran the ball 38 times in the game for an average of 4.9 yards per carry.

Defensively, junior linebacker Jeff Allison led the team in tackles for the third time this season making nine stops in the game. Senior defensive back Anthoula Kelly made a career-high seven tackles while accounting for three of the Bulldogs' five pass breakups in the game while junior defensive end Mykal Walker returned a 38-yard interception for a touchdown (watch), a sack, 2.5 tackles for loss and a pass breakup.

How It Happened

For a third time this season, the 'Dogs took their first offensive drive for a touchdown going on a 12-play, 75-yard journey down the field that ended with a four-yard touchdown run by Mims (watch). McMaryion went a perfect 7-of-7 for 58 yards connecting with five different teammates as junior tight end Cam Sutton made his first career reception with an 18-yard gain.

After being held to six yards and a three-and-out on its first drive, Toledo wasted little time responding with a 10-play, 75-yard drive that finished with a 19-yard touchdown pass from Rockets' quarterback Mitchell Guadagni to running back Shakif Seymour.

With the total yardage at 98 yards for each side and the score tied 7-7 after the opening quarter, Toledo opened the second quarter with a 36-yard run by Guadagni followed by a 15-yard personal foul penalty that sent the Rockets down to the Bulldog 30. The Bulldogs' defense held strong from that point, holding Toledo to a 46-yard field goal by Jameson Vest that gave the Rockets' a 10-7 lead.

With the Bulldogs trailing for the first time since Sept. 8 at Minnesota, McMaryion found Johnson on a bubble screen that he took upfield for 24 yards before McMaryion was intercepted for only the second time this season as Toledo defensive tackle Reggie Howard batted McMaryion's arm to force the ball in the air and into the awaiting arms of defensive end Jamal Hines.

It did not end in six points, but Toledo took advantage of the 'Dogs miscue connecting on a 43-yard field goal by Vest that extended the Rockets' lead to 13-7.

The 'Dogs responded to the Rockets' pair of field goals in a hurry with a 6-play, 76-yard drive in 1:43 to re-gain a one-point advantage, 14-13. McMaryion found Mims who scampered for 55 yards after a short pass, and on the ensuing play connected with Johnson on a seven-yard bubble screen that he took to the end zone to push the Bulldogs ahead.

One three-and-out later forced by the Bulldog defense, allowed McMaryion to guide the offense to a 6-play, 78-yard drive that featured a season-long 21-yard run by Hokit and a 36-yard flip from McMaryion to Jamir Jordan that was finished off by a two-yard touchdown toss from McMaryion to senior tight end Kyle Riddering to put the 'Dogs ahead 21-13.

The defense again made life tough for the Rockets as junior defensive end Kwami Jones came up with his first sack of the season that forced the Rockets to punt, which was returned by Ronnie Rivers for 18 yards as the sophomore running back made his season debut.

The next Fresno State score was set up by McMaryion finding Mims out of the backfield down the right sideline for a 47-yard touchdown that gave the 'Dogs their third straight touchdown and pushed the lead to 28-13.

After gaining 346 yards of offense in the first half with 286 yards coming through the air and 60 yards on the ground, the 'Dogs opened the second half and put together a 6-play, 75-yard drive that ended with a 12-yard touchdown pass from McMaryion to Johnson in the left corner of the end zone to push the 'Dogs lead to 35-13.

On the drive, McMaryion went 3-for-3 for 64 yards finding Johnson for a 39-yard connection that pushed him into eighth all-time in program history in receiving yards passing Isaiah Burse (2010-13).

The 'Dogs added two more touchdowns in the third quarter as Walker's 38-yard interception return was the Bulldogs' fourth non-offensive return for a touchdown this season and was the second interception returned for a touchdown this season by a Bulldog.

McMaryion added his fifth touchdown of the game with a six-yard rush to 2:48 to play in the third quarter to give the 'Dogs a 49-13 lead (watch). Toledo added two fourth quarter touchdowns as Eli Peters connected with Jon'Vea Johnson for a 54-yard score followed by a 24-yard score.





Game #5

Fresno State 21, Nevada 3

Oct. 6, 2018 • Mackay Stadium • Reno, Nev. • Attendance: 15,367

SCORE BY QUARTERS	1	2	3	4	OT	FINAL	
Fresno State	0	7	7	7	-	21	Record (4-1, 1-0)
Nevada	0	3	0	0	-	3	Record (3-3, 1-1)

SCORING SUMMARY

				Plays	TOP	Score
FS	2nd	13:11	RIVERS 19 yd pass from MCMARYION, M. (FULLER Asa kick)	9-69	4:09	7-0
NEV	2nd	08:00	AHMED 41 yd field goal	11-51	5:11	7-3
FS	3rd	10:20	RIVERS 2 yd run (FULLER kick)	5-80	2:05	14-3
FS	4th	08:28	JOHNSON, K 27 yd pass from MCMARYION, M. (FULLER kick)	4-44	1:50	21-3

TEAM STATS

	Fresno St.	Nevada
First Downs	12	21
Rushing Att-Yards	30	132
Passing Cmp-Att-Yds	20-28-241	22-43-195
Total Plays-Yards	52-271	86-327
Fumbles-Lost	1-1	1-0
Penalties-Yards	4-30	1-5
Punts-Yards	9-428	7-309
Average	47.6	44.1
Net	41.8	41.3
Punt Returns (#-Yds-TD)	0-0-0	2-12-0
Kickoff Returns (#-Yds-TD)	1-37-0	1-17-0
Interceptions-Yards-TD	3-43-0	0-0-0
Fumble Ret-Yards-TD	0-0-0	1-3-0
Time of Possession	24:34	35:26
3rd Downs	3-of-13	4-of-18
4th Downs	1-of-1	3-of-5
Sacks By	4-28	1-8

INDIVIDUAL LEADERS

Rushing (att-yds-TD):
FS - Ronnie Rivers (5-12-1)
NEV - C. Solano (23-71-0)
Passing (cmp-att-int-yds-TD):
FS - Marcus McMaryion (20-28-0-241-2)
NEV - C. Solano (22-43-3-195-0)
Receiving Yards (no-yds-TD):
FS - KeeSean Johnson (7-65-1)
NEV - Kaleb Fossum (12-97-0)
Defense (ST-AT-TT-TFL-Sack):
FS - Jeff Allison (11-6-17-0.5-0.5)
NEV - Malik Reed (5-3-8-1.0-1.0)
Interceptions (no-yds-TD):
FS - 3 players
NEV - N/A

RENO, Nev. - Behind stout defense from the Bulldogs and two touchdowns from sophomore running back Ronnie Rivers, Fresno State defeated Nevada 21-3 in its Mountain West opener on Saturday evening at Mackay Stadium.

Holding Nevada to only a field goal in the contest, the Fresno State defense forced three turnovers and limited the Wolf Pack to 3.8 yards per play on offense.

Senior quarterback Marcus McMaryion went 20-of-28 passing, completing better than 70 percent of his throws for the fourth time in five games. He racked up 241 yards and tossed two touchdowns.

The beneficiary to each of McMaryion's touchdown throws were senior wide receiver KeeSean Johnson (27-yard TD) and Rivers (19-yard TD). Johnson had a team-high seven receptions for 65 yards and a touchdown while Rivers' TD grab was his sole reception on the evening. Junior tight end Jared Rice tallied a team-high and career-high 98 yards on three receptions which included a career-long 69-yard reception.

Defensively, the 'Dogs linebacker corps was outstanding as junior linebacker Jeff Allison led the way with a career-high 17 tackles, 10 solo, while adding half-a-sack and half-a-tackle. Senior linebacker George Helmuth added 11 tackles, 1.5 tackles for loss and 0.5 sack and fellow senior James Bailey tacked on 10 tackles, 2.5 tackles for loss and one sack.

The secondary ripped off three interceptions, with the wealth being spread around with senior cornerback Anthoula Kelly, junior strong safety Juju Hughes and junior free safety Mike Bell tallying one apiece.

How It Happened

With neither team able to generate much offense in the early going, the game was scoreless after the opening quarter. The 'Dogs edged the Wolf Pack in total yards, 73-58.

With the ball at the Nevada 30-yard line and a fresh set of downs to open the second quarter, Fresno State finished their first scoring drive with McMaryion finding Rivers in the flat for a 19-yard touchdown pass to cap a nine play, 69-yard drive that spanned four minutes, nine seconds.

Nevada responded to the Bulldogs' touchdown drive with an 11-play, 51-yard drive that resulted in a 41-yard field goal by Wolf Pack kicker Ramiz Ahmed to cut the 'Dogs lead to 7-3. Nevada converted a key 4th-and-2 with a 13-yard rush by quarterback Christian Solano which helped set up the Wolf Pack's only scoring drive of the night.

Later in the second quarter, Kelly intercepted Solano and returned it 43 yards to the Wolf Pack 11 for his third interception of the season. Unfortunately for the 'Dogs, a play later McMaryion's pass to Jamire Jordan was jarred loose from Jordan causing the 'Dogs only turnover on Saturday.

Hughes made it two Bulldog interceptions over the final 2:35 of the first half by picking off Solano on a 3rd-and-10 with 11 seconds remaining in the half to end the threat of a Wolf Pack score. Fresno State held a 7-3 lead heading into the locker room at the break.

Limited to only 125 yards of offense to that point, the 'Dogs broke out on its second offensive drive of the third quarter as McMaryion found Rice for a 69-yard reception, taken down at the Nevada 11 to ultimately set up the Bulldogs' next score. Nevada wouldn't make it easy for Fresno State as they were able to convert a 4th-and-1 from the Nevada 2 to increase the lead to 14-3. Rivers delivered the score with his second touchdown of the night punching it in on fourth down.

Bell became the eighth Bulldog this season to notch an interception early in the fourth quarter as the 'Dogs defense continued to wreak havoc on Nevada.

The 'Dogs added one final score with 8:28 to play in the fourth quarter as McMaryion found Johnson for a 27-yard score to give the Bulldogs a 21-3 lead. Nevada made one last push for the end zone driving the ball 61 yards on 16 plays over five minutes, but the defense stood tall forcing a turnover on downs at the Fresno State 10-yard line with 3:18 left in the game.



Game #6

Fresno State 27, Wyoming 3

Oct. 13, 2018 • Bulldog Stadium • Fresno, Calif. • Attendance: 28,501

SCORE BY QUARTERS	1	2	3	4	OT	FINAL	
Wyoming	3	0	0	0	-	3	Record (2-5, 0-3)
Fresno State	6	7	14	0	-	27	Record (5-1, 2-0)

SCORING SUMMARY

				Plays	TOP	Score
WY	1st	11:14	ROTHER 44 yd field goal	8-47	3:46	3-0
FS	1st	07:05	RICE, Ja. 35 yd pass from MCMARYION (FULLER kick failed)	2-35	0:45	3-6
FS	2nd	00:52	MCMARYION 1 yd run (FULLER kick)	12-46	5:48	3-13
FS	3rd	09:20	TANGIPA 3 yd pass from MCMARYION (FULLER kick)	6-47	2:27	3-20
FS	3rd	03:11	MCMARYION 6 yd run (FULLER kick)	6-85	3:29	3-27

TEAM STATS

	Wyoming	Fresno St.
First Downs	14	17
Rushing Att-Yards	30-104	33-104
Passing Cmp-Att-Yds	12-32-117	22-32-287
Total Plays-Yards	62-221	65-391
Fumbles-Lost	0-0	3-0
Penalties-Yards	5-22	5-45
Punts-Yards	7-259	5-206
Average	37.0	41.2
Net	34.9	41.2
Punt Returns (#-Yds-TD)	0-0-0	2-15-0
Kickoff Returns (#-Yds-TD)	3-56-0	1-18-0
Interceptions-Yards-TD	0-0-0	1-1-0
Fumble Ret-Yards-TD	0-0-0	0-0-0
Time of Possession	26:32	33:28
3rd Downs	5-of-17	6-of-14
4th Downs	0-of-1	2-of-3
Sacks By	0-0	1-1

INDIVIDUAL LEADERS

Rushing (att-yds-TD):
FS - Marcus McMaryion (7-53-2)
WY - Nico Evans (18-58-0)
Passing (cmp-att-int-yds-TD):
FS - Marcus McMaryion (22-32-0-287-2)
WY - T. Vander Waal (12-32-1-117-0)
Receiving Yards (no-yds-TD):
FS - Jared Rice (7-94-1)
WY - James Price (3-27-0)
Defense (ST-AT-TT-TFL-Sack):
FS - Jeff Allison (3-10-13-0.0-0.0)
WY - Cassh Malua (3-5-8-1.5-0.0)
Interceptions (no-yds-TD):
FS - Mike Bell (1-1-0)
WY - None

FRESNO, Calif. - The Fresno State football team defeated Wyoming 27-3 on Saturday evening at Bulldog Stadium to improve to 5-1 on the season and 2-0 in Mountain West play.

Fresno State's defense limited Wyoming to 221 total yards and forced one turnover while the Bulldog offense totaled 391 yards and did not commit a turnover.

Senior quarterback Marcus McMaryion accounted for four total touchdowns in the game, two passing and two rushing. He completed 22-of-32 passes for 287 yards and ran for a season-high 53 yards on seven carries. McMaryion has now accounted for 18 touchdowns this season - 11 passing and seven rushing.

Junior tight end Jared Rice had a career-high seven receptions for 94 yards and caught a touchdown while senior wide receiver KeeSean Johnson added five receptions for 51 yards. Sophomore running back Ronnie Rivers added 90 all-purpose yards with 53 yards receiving, 22 yards rushing and 15 punt return yards.

Defensively, junior linebacker Jeff Allison posted his third double-figure tackle performance of the season finishing with 13 tackles. Junior free safety Mike Bell made his second interception of the season and senior defensive end Emeka Ndoh added a tackle for loss and a sack.

How It Happened

Allowing their opponent to score first for only the second time this season, Wyoming opened the game with a 8-play, 47-yard drive that was capped by Cowboy kicker Cooper Rothe nailing a 44-yard field goal to give the visitors a 3-0 lead.

From that point forward, the Bulldogs' defense shutout the Cowboys and rolled to 27 consecutive points.

After Fresno State's opening drive was unsuccessful, the Bulldogs' next drive would take two plays as McMaryion found Rice for a 35-yard touchdown pass to take a 6-3 lead. The point after was missed.

The Cowboys outgained the 'Dogs 74-70 in the opening quarter, but the Bulldogs' defense held the Wyoming offense to 44 yards in the second quarter.

The Bulldogs' sole second quarter scoring drive covered 46 yards over 12 plays and five minutes, 48 seconds, that included converting a crucial fourth-and-1 with a three-yard carry by Jordan Mims to keep their drive alive. Three plays later they faced a third-and-13 from the Cowboy 37-yard line and McMaryion found Rice for 16 yards down to the 21-yard line and followed that with a 20-yard connection to Cam Sutton as the junior tight end nearly found the end zone reaching out for the score before being knocked out at the 1-yard line. After three plays of not finding the checkbook, the Bulldogs converted a second fourth down as they scored on fourth-and-goal with McMaryion sneaking it in himself to give Fresno State a 13-3 lead with 52 seconds remaining in the half. The half would close with the 'Dogs holding the 10 point lead.

The Bulldog defense forced Wyoming into negative four yards on its opening offensive drive of the second half and for the third time in the game, the 'Dogs started a drive in Wyoming territory. The Bulldogs proceeded to go on a 6-play, 47-yard drive that was capped with a three-yard touchdown pass from McMaryion to senior tight end David Tangipa to put Fresno State ahead 20-3.

The 'Dogs closed out the scoring for the night on its next offensive drive with a 6-play, 85-yard drive that was finished off with a six-yard touchdown run by McMaryion.

The third quarter was capped off with the 'Dogs forcing their only takeaway of the game as Mike Bell came up with an interception with 29 seconds remaining in the frame.

The Bulldogs had two drives in the final quarter for 71 yards, but were stopped on fourth down and forced to punt as neither side scored in the final quarter, marking the first time since the 'Dogs were at San Diego State in 2017, a span of 12 games, that saw no scoring in the final frame by either team.





Game #7

Fresno State 38, New Mexico 7

Oct. 20, 2018 • Dreamstyle Stadium • Albuquerque, N.M. • Attendance: 16,708

SCORE BY QUARTERS	1	2	3	4	OT	FINAL	
Fresno State	10	14	13	0	-	38	Record (6-1, 3-0)
New Mexico	0	7	0	0	-	7	Record (3-4, 1-2)

SCORING SUMMARY

				Plays	TOP	Score
FS	1st	02:48	FULLER 30 yd field goal	10-44	4:10	3-0
FS	1st	00:18	RIVERS 16 yd run (FULLER kick)	3-46	1:04	10-0
FS	2nd	03:29	RIVERS 1 yd run (FULLER kick)	8-26	4:38	17-0
NM	2nd	00:57	LILLY 16 yd pass from JONES (SHELLEY kick)	7-71	2:24	17-7
FS	2nd	00:36	JOHNSON, K. 34 yd pass from MCMARYION (FULLER kick)	3-75	0:21	24-7
FS	3rd	08:32	JOHNSON, K. 15 yd pass from MCMARYION, M. (FULLER kick)	14-75	6:28	31-7
FS	3rd	03:58	RIVERS 23 yd pass from MCMARYION, M. (FULLER kick)	4-80	2:00	38-7

TEAM STATS

	Fresno St.	UNM
First Downs	29	19
Rushing Att-Yards	44-153	33-148
Passing Cmp-Att-Yds	20-30-280	15-32-132
Total Plays-Yards	74-433	65-280
Fumbles-Lost	0-0	1-0
Penalties-Yards	6-35	8-110
Punts-Yards	4-173	8-377
Average	43.2	47.1
Net	42.5	41.1
Punt Returns (#-Yds-TD)	3-28 -0	1-3-0
Kickoff Returns (#-Yds-TD)	0-0-0	3-25-0
Interceptions-Yards-TD	1-0-0	0-0-0
Fumble Ret-Yards-TD	0-0-0	0-0-0
Time of Possession	37:42	22:18
3rd Downs	9-of-16	5-of-14
4th Downs	1-of-1	0-of-1
Sacks By	0-0	1-4

INDIVIDUAL LEADERS

Rushing (att-yds-TD):

FS - Ronnie Rivers (11-48-2)
UNM - Owens, Tyrone (19-83-0)

Passing (cmp-att-int-yds-TD):

FS - Marcus McMaryion (20-30-0-280-3)
UNM - Sheriron Jones (15-32-1-132-1)

Receiving Yards (no-yds-TD):

FS - KeeSean Johnson (8-149-2)
UNM - Patrick Reed (3-28-0)

Defense (ST-AT-TT-TFL-Sack):

FS - Jeff Allison (8-2-10-1-0-0-0)
UNM - Marcus Hayes (5-2-7-0-0-0-0)

Interceptions (no-yds-TD):

FS - Mike Bell (1-0-0)
UNM - None

ALBUQUERQUE, N.M. - Winning its fifth straight game and clinching bowl eligibility for a second straight season, Fresno State rolled to a 38-7 win at New Mexico on Saturday evening at Dreamstyle Stadium.

Fresno State (6-1, 3-0 MW) finished with 433 total yards in the contest passing for 280 yards while rushing for 153 yards. The 'Dogs limited New Mexico (3-4, 1-2 MW) to 280 yards as the Lobos nearly evenly split their yards rushing for 148 yards and passing for 132 yards.



Senior quarterback Marcus McMaryion went 20-of-30 for 280 yards while passing for three touchdowns as it was his fourth straight game with multiple touchdown passes. Senior wide receiver KeeSean Johnson had a career-high 149 receiving yards while matching his season-high with eight receptions and grabbed two touchdown receptions for his second multi-touchdown game of the season. Sophomore running back Ronnie Rivers totaled 146 all-purpose yards and tallied his first career three-touchdown game appearing all over the field for the 'Dogs. Rivers finished with 69 receiving yards, 48 rushing yards and 29 punt return yards, scoring two of his touchdowns on the ground while tacking on one more through the air.

Defensively, junior linebacker Jeff Allison finished with a team-high 10 tackles, eight solo, while junior defensive end Mykal Walker totaled six tackles. Junior free safety Mike Bell gave the 'Dogs their 13th interception of the season, snagging a pick for the third straight game.

How It Happened

Scoring first for the fifth time this season, the Bulldogs matched their opening drive that went scoreless, venturing on an identical 10-play, 44-yard drive that was highlighted by a 26-yard pass from McMaryion to Rivers down to the Lobos 17-yard line. A four-yard rush by Josh Hokit got the 'Dogs down to the 4-yard line, but a false start by the Bulldogs pushed them back to the 9-yard line and a Lobo sack of four yards on third down set up a 30-yard field goal by Fuller to give the 'Dogs a 3-0 lead.

The Bulldogs' defense forced its second-straight three-and-out after picking up its first points of the game on the previous drive, and picked up excellent field position obtaining the ball back at the Lobos' 46-yard line. The Bulldogs made quick work of its next drive as Rivers took home a 16-yard rushing touchdown on the ground to put Fresno State up 10-0 after the PAT.

After the Bulldog defense held the Lobos to 30 total yards and one first down in the first quarter, Fresno State's defense continued to make life difficult for the Lobos as free safety Mike Bell came up with his third interception in as many games to give the 'Dogs the ball back at Lobos 26-yard-line. A 13-yard run by McMaryion put the 'Dogs at the UNM 1-yard line before Rivers ran in his second rushing touchdown of the game to put the 'Dogs ahead 17-0.

New Mexico broke up the Bulldogs' shutout bid with 57 seconds remaining in the first half as the Lobos connected on a 16-yard touchdown pass from quarterback Sheriron Jones to wide receiver Elijah Lilly. The touchdown pass finished off a 7-play, 71-yard drive and momentarily cut the Fresno State lead to 17-7.

Fresno State wasted little time to counter the Lobos' score before the half, capitalizing on two 15-yard penalties on an 11-yard pass from McMaryion to Rivers. That was followed by a 34-yard touchdown strike from McMaryion to Johnson to extend the 'Dogs lead back to 24-7 with 36 second left to cap a lighting quick 21 second drive.

With the offense getting the ball to start the second quarter, the 'Dogs continued to roll on offense going on a 14-play, 75-yard drive that consumed 6:28 off the clock as McMaryion found Johnson across the middle for a 15-yard touchdown score which put the Bulldogs up 31-7.

Fresno State was again aided by two 15-yard Lobo penalties on the same play on its next drive, quickly racing down the field on an 80-yard, four-play drive that McMaryion capped off by connecting with Rivers for a 23-yard pass for his third touchdown pass of the night giving the 'Dogs a 38-7 lead.