



FRESNO STATE FOOTBALL

- 2017 GAME NOTES -

Football Contact: Matt Burkholder, Director of Communications

Office: 559-278-6186 (direct)

Cell: (559) 862-3771

Twitter: FresnoStateFB

E-mail: mburkholder@csufresno.edu

Website: gobulldogs.com

Instagram: Fresno_State_Football

Secondary Football Contact: Josh Mitchell, Assistant Director of Communications

Office: 559-278-7301 (direct)

Cell: (559) 389-1960

E-mail: jomitchell@csufresno.edu

Fresno State (1-0) at No. 1 Alabama (1-0)

Game No. 2

Sept. 9, 2017 • Bryant-Denny Stadium (101,821) - Tuscaloosa, Ala. / 12:30 p.m. PT

Radio: 940 AM ESPN/1600 AM ESPN Deportes | TV: ESPN2 | Live Stats: gobulldogs.com

QUICK FACTS

COACHES:

Jeff Tedford (Fresno State, 1992)

Fresno State Record..... 1-0

Career Record..... 83-57

Nick Saban (Kent State, 1973)

Alabama Record..... 113-13 (11th season)

Career Record..... 206-61-1

SERIES: FIRST MEETING

OFFENSIVE QUICK FACTS:

	Fresno St.	Alabama
Scoring	66.0	24.0
Rushing	199.0	173.0
Passing	414.0	96.0
Total	613.3	269.0
KO Return	21.3	15.0
3rd Down Conv.	62%	19%
4th Down Conv.	0%	100%

DEFENSIVE QUICK FACTS:

	Fresno St.	Alabama
Scoring	0.0	7.0
Rushing	-30.0	40.0
Passing	155.0	210.0
Total	125.0	250.0
Net Punting	52.7	35.2
Opp. 3rd Down Conv.	19%	31%
Opp. 4th Down Conv.	0%	0%

* Stats reflect through week 1 of 2017

Media Coverage

TV: ESPN2

Play-by-Play: Adam Amin; Analyst: Anthony Becht; Sideline: Rocky Boiman

RADIO: 940 AM ESPN Radio; Gameday Live (9:30 a.m.); Pregame Show (11:30 a.m.)

Play-by-Play: Paul Loeffler; Analyst: Pat Hill; Sideline: Cameron Worrell

ESPN Deportes (1600 AM) in Spanish

Play-by-Play: Jesse Beltran; Analyst: Octavio Duarte

SATELLITE RADIO: Sirius Ch. 138; XM Ch. 191

Headlines

→ Saturday's contest between Fresno State and Alabama will be the first meeting between the two schools.

→ This will be the third time the Bulldogs will have faced the No. 1-ranked team in the nation (USC, 2005; Oklahoma, 2003).

→ Fresno State is 12-31 in games against Power 5 schools since 1998.

→ Fresno State's contest at Alabama this weekend will be the first of back-to-back games against teams that played in the College Football Playoff in 2016 - three other teams have done this before, all Power 5 schools.

→ Fresno State enjoyed their largest margin of victory since Oct. 5, 1991 (def. New Mexico, 94-17) in their 66-0 win vs. Incarnate Word.

→ Fresno State shut an opponent out for the first time since 2009 in its opener.

→ Twenty-eight Bulldogs saw their first game action at Fresno State in week 1, while seven saw starts for the first time in their careers.

→ Ronnie Rivers was one of two true freshmen running backs to earn an FBS start over the weekend, joining Ohio State's JK Dobbins.

→ Chason Virgil made his 12th career start at quarterback in week 1, but split duties as Oregon State transfer Marcus McMaryion also saw time in the second half.

→ Fresno State retired Derek Carr's jersey last weekend during halftime of the season opener, making him the seventh in the 95-year history of the program to carry the honor.

2017 FRESNO STATE SCHEDULE

Date	Opponent	Opponent Ranking*	Time/Result	Record	Series	Note
Sept. 2	Incarnate Word	-	W, 66-0	0-1	1-0 FS	'Dogs pitch first shutout since 2009 in Tedford's debut
Sept. 9	at Alabama [ESPN2]	#1/#1	12:30 p.m.	1-0	1st mtg.	Bama fell short of fifth National Title in last eight seasons in CFP vs. Clemson
Sept. 16	at Washington [PAC-12 Net.]	#8/#7	6:30 p.m.	1-0	1-2	Last visited Husky Stadium in 2006, suffered 21-20 loss
Sept. 30	Nevada^ [AT&T/ROOT]	-	7 p.m.	0-1	27-20-1	Nev. owns two-game win streak after 'Dogs won first three MW contests
Oct. 7	at San Jose State^ [ESPN3]	-	4:30 p.m.	1-1	40-37-3	The 'Dogs are seeking their first MW win at Spartan Stadium (0-2)
Oct. 14	New Mexico^# [AT&T/ROOT]	-	7 p.m.	1-0	11-4	FS has won 5-straight in series - longest win streak against any MW team
Oct. 21	at San Diego State^ [CBSSN]	RV/RV	7:30 p.m.	1-0	23-29-4	FS holds a 1-1 record in trips to San Diego since joining the MW
Oct. 28	UNLV^ [AT&T/ROOT]	-	7 p.m.	0-1	13-6	The Bulldogs have not lost to the Rebels at home since 1983
Nov. 4	BYU [ESPN Networks]	RV/RV	TBA	1-1	5-5	'Dogs are 3-2 at home in the series; last hosted BYU in 1998 (W, 31-21)
Nov. 11	at Hawai'i^	-	8 p.m.	2-0	26-22-1	FS has won 4-straight at Hawai'i, last loss vs. UH on the Islands was in 2007
Nov. 18	at Wyoming^ [AT&T/ROOT]	/RV-	11 a.m.	0-1	5-5	Last visit to Laramie was in 2013; the No. 17 Bulldogs won 48-10
Nov. 25	Boise State^ [CBSSN]	RV/RV	12:30 p.m.	1-0	5-13	FS and BSU to face off for first time since 2014 MW Championship Game

Key: *AP Poll/USA Today Coaches Poll (2017 preseason rankings); ^ MW Game; # homecoming

REFERENCE: "Fresno State" (never: FSU, FRES, CSUF, Fresno State University or just "Fresno"); ABBREVIATIONS: Fresno St. or FS



MEDIA INFORMATION

Media Availability

Interviews for Bulldog players and coaches will be coordinated through the Fresno State Athletics Communications Office 24 hours in advance to ensure availability.

Contact Matt Burkholder at (559) 278-6186 to make arrangements for interviews with student-athletes and coaches. Freshmen (both true and redshirt) along with any other newcomers to the program will not be allowed to do interviews until after they play in their first game, per team rules.

In-Season Media Interview Schedule

Sunday:

No media.

Monday:

Head Coach Jeff Tedford weekly press conference.

Tuesday:

Players day: players after practice.

Wednesday/Thursday:

Head Coach Jeff Tedford and assistants after practice.

Friday:

No media.

Saturday:

Post-game only.

Weekly Media Conference

Fresno State's weekly media conference will be held at 11 a.m. in the Josephine Theater inside the Duncan Building on Mondays during the football season. The press conference is open to credentialed members of the media only. The media conference can be viewed live via the Mountain West Network.

ESPN Coaches Show

The weekly radio show airs live on ESPN Radio (940 AM) with host Paul Loeffler. The Dog House Grill on Shaw Ave. hosts the show from 6-7 p.m. each Wednesday of a game week.

Football Email List

If you would like to be added to the Bulldog football email list to receive breaking news about the team, please contact Matt Burkholder.

Fresno State Athletics Communications

5305 N. Campus Drive NG 27

Fresno, CA 93740

Phone: (559) 278-6873

Fax: (559) 347-9415

Tickets: (559) 278-DOGS (3647)

Press Box: (559) 278-5959

ATHLETICS COMMUNICATIONS:

FB Contact.....Matt Burkholder

Email.....mburkholder@csufresno.edu

Office.....559-278-6186

Cell.....559-862-3771

Secondary Contact.....Josh Mitchell

Email.....jomitchell@csufresno.edu

Office.....559-278-7301

Cell.....559-389-1960

gobulldogs.com

collegepressbox.com
SINCE 2005 EVERYTHING BUT THE PRE-GAME MEAL

Fresno State vs. No. 1 Ranked teams

This will be the third time the Bulldogs will have faced the No. 1-ranked team in the nation as they played at USC in 2005, falling 50-42, and traveled to Norman, Okla. in 2003 to play the Sooners, dropping a 52-28 contest.

Interestingly enough, those two seasons are also the only times that Fresno State has played the eventual Heisman Trophy winner in a season as OU quarterback Jason White picked up the hardware in 2003 and USC running back Reggie Bush took home the award in 2005.

Scouting Alabama

The top-ranked Crimson Tide won its season opener 24-7 against third-ranked Florida State in the Chick-fil-A Kickoff Game in Atlanta on Saturday night. The Tide totaled 269 yards on offense with 173 coming on the ground and 96 yards through the air. Sophomore quarterback Jalen Hurts, the 2016 SEC Offensive Player of the Year, went 10-of-18 for 96 yards and added 55 yards on the ground on 15 carries. Junior wide receiver Calvin Ridley tallied seven receptions for 82 yards and a touchdown. Alabama held Florida State to 250 yards on offense, including only 40 yards rushing on 27 attempts.

Alabama had an SEC league-high 15 selections on the preseason coaches All-SEC teams, including nine players on the first team. The Crimson Tide had a nation-leading five players on the AP Preseason All-America Team as junior DB Minkah Fitzpatrick was selected to the first team, while Ridley, junior RB Bo Scarbrough, senior P JK Scott and sophomore OL Jonah Williams received second team honors.

→ Tedford links to Saban?

While Tedford was the offensive coordinator at Oregon (1998-01), the Ducks matched up against a Nick Saban led Michigan State squad twice in back-to-back season openers in 1998 and 1999, respectively. The two have not shared opposing sidelines since.

Hostile environments

With Fresno State's impending trip to Alabama's Bryan-Denny Stadium, one of the nation's largest venues, the Bulldogs could face a 100K capacity crowd for the second time in the history of the program.

The stadium, which has a capacity of 101,821, was sold out in all seven games in 2016 and Saturday will mark Alabama's 2017 home opener. With a sellout crowd, it will be the second-largest crowd that Fresno State has ever played in front of, with No. 1 coming being Tennessee's Neyland Stadium (103,860) in 2003.

Largest crowds faced

Date	Opponent	Venue	Att.
8/30/03	Tennessee	Neyland Stadium	103,860
9/2/00	Ohio State	Ohio Stadium	96,583
10/21/06	LSU	Tiger Stadium	91,833
9/3/16	Nebraska	Memorial Stadium	90,013
11/19/05	USC	Memorial Coliseum	90,007

Fresno State vs. the SEC		
School	Record	Last meeting
Alabama	-	-
Arkansas	-	-
Auburn	0-1	9/7/96
Florida	-	-
Georgia	-	-
Kentucky	-	-
LSU	0-1	10/21/06
Ole Miss	0-3	9/12/15
Mississippi St.	-	-
Missouri	-	-
South Carolina	-	-
Tennessee	0-1	8/30/03
Texas A&M	0-1	9/8/07
Vanderbilt	-	-

Fresno State vs. the SEC

The Bulldogs hold a 0-7 all-time record vs. the current members of the SEC (14). Fresno State has been on the road for six of the seven games. Its last trip to SEC country was in 2015 against Ole Miss.

Tedford vs. SEC opponents

While at Cal, Tedford faced off against a pair of opponents that are now in the SEC. But Tennessee is the only school that he faced off against that held membership at the time of the contest.

2006 - vs. *Texas A&M (Holiday Bowl) - W, 45-10

2007 - vs. Tennessee - W, 45-31

**member of the Big 12 in 2006*





Chason Virgil remains Bulldogs' starting quarterback

Of the five quarterbacks on the Fresno State roster, sophomore Chason Virgil is the only Bulldog in that group that was a member of the team a season ago. With that experience, he retained the starting role he held a season ago at the conclusion of fall camp despite two strong challengers in junior college transfer Jorge Reyna and Oregon State transfer Marcus McMaryion. Virgil was named the game one starter on August 27 and continues to be at the top of the depth chart heading into week two.

Week 1 Quarterback Play				
QB	C-A-I	Yds.	TD	Lng.
McMaryion	6-7-0	103	2	45
Reyna	DNP	-	-	-
Virgil	16-29-0	246	1	40

→ New to the fold...

- McMaryion joined the group late in fall camp, August 12, after transferring from Oregon State where he recently completed his undergraduate degree. The Dinuba, Calif. native played in 13 games as a Beaver, starting seven, while totaling 1,689 yards and 11 touchdowns. Last year, McMaryion started the last six games of the season which included back-to-back wins to end the year against Arizona and Oregon. He threw for 1,286 yards and 10 touchdowns in eight games on the year.
- Reyna, head coach Jeff Tedford's first commitment after taking the job, was the Metro League Offensive Player of the Year in 2016 after passing for 3,646 yards and 39 touchdowns at West Los Angeles College. He led all California junior colleges in completions, completion percentage and passing yards per game prior to joining the Bulldogs in the spring.
- The 'Dogs also added freshmen Kyle Lindquist and Brent Bailey to the depth chart.

First time participation/true freshmen starters

Twenty-eight Bulldogs saw their first game action at Fresno State in the season opener, while seven saw starts for the first time in their careers against Incarnate Word.

→ 15 freshman saw action for the first time, including seven true freshman.

→ With 44 newcomers on the team this year, Johnny Johnson Jr., and Ronnie Rivers led a group of 19 newcomers who saw time on field on Saturday.

First Time Starters	First Game Action	First Game Action
<u>RB Ronnie Rivers (Fr.)</u>	DE Damien DeGruy (Fr.)	<u>LS Patrick Williams (RFr.)</u>
<u>OL Netane Muti (RFr.)</u>	RB Jordan Mims (Fr.)	WR Derrion Grim (So.)
DB Juju Huges (So.)	DB Arron Mosby (Fr.)	DT Keiti Iakopo (So.)
DB Jaron Bryant (So.)	RB Ronnie Rivers (Fr.)	<u>OL Cody Pound (So.)</u>
<u>LB Jeffrey Allison (So.)</u>	OL Syrus Tuitele (Fr.)	<u>DB Ka'Lonn Milton (RSo.)</u>
LB Justin Green (Sr.)	OL Zelan Tupuola (Fr.)	DB Sherman Coleman, Jr. (Jr.)
<u>DB Johnny Johnson Jr. (Sr.)</u>	<u>OL Quireo Woodley (Fr.)</u>	TE Gunner Javernick (Jr.)
	DT Kevin Atkins (RFr.)	LB Kesomi Mafi (Jr.)
	LB Tainoa Foster (RFr.)	DB Maamaloa Mafi (Jr.)
	DE Kevin Jeanniton (RFr.)	QB Marcus McMaryion (Jr.)
	RB Saevion Johnson (RFr.)	DE Emeka Ndoh (Jr.)
	OL Netane Muti (RFr.)	<u>WR Namani Parker (Jr.)</u>
	RB Deonte Perry (RFr.)	DB Johnny Johnson, Jr. (Sr.)
	LS Jacob Westberry (RFr.)	DB Ronnie Manning (Sr.)

- In 2016, Fresno State had 30 players see their first game action (seven true freshman).
- In 2015, Fresno State had 30 players see their first game action (four true freshmen).
- In 2014, Fresno State had 22 players see their first game action (eight true freshmen).

Making an impact from the start

With a big and talented group of newcomers this fall, they made their presence felt on Saturday in the season opener, accounting for 14 points and two forced turnovers.

- In the backfield true freshmen Ronnie Rivers and Jordan Mims combined for 98 yards and two touchdowns on 17 carries. The duo totaled 160 all-purpose yards.
- Junior Emeka Ndoh recorded three tackles for a loss, including two sacks, a safety, a forced fumble and a fumble recovery, the Bulldogs' first forced turnover of the season.
- Junior Sherman Coleman Jr. came up with the team's lone interception on the night and blocked a field goal for Fresno State for the first time since 2013.

THE MOUNTAIN WEST

2017 MW Predicted Order of Finish (announced July 25)

West Division	1st-place votes	Points
1. San Diego State	28	168
2. Hawai'i	-	135
3. UNLV	-	105
4. Nevada	-	79
5. San Jose State	-	54
6. Fresno State	-	47

Mountain Division	1st-place votes	Points
1. Boise State	21	161
2. Colorado State	6	135
3. Wyoming	1	114
4. Air Force	-	82
5. New Mexico	-	68
6. Utah State	-	28

2017 Mountain West Football Preseason All-Conference Team

OFFENSE

QB	Josh Allen**	Jr.	Wyoming
WR	Michael Gallup*	Sr.	Colorado State
WR	Devonte Boyd	Sr.	UNLV
RB	Rashaad Penny*	Sr.	San Diego State
RB	Tyrone Owens	Jr.	New Mexico
OL	Jake Bennett**	Sr.	Colorado State
OL	Austin Corbett**	Sr.	Nevada
OL	Dejon Allen**	Sr.	Hawai'i
OL	Aaron Jenkins	Jr.	New Mexico
OL	Mason Hampton	Sr.	Boise State
TE	David Wells**	Sr.	San Diego State

DEFENSE

DL	David Moa*	Jr.	Boise State
DL	Malik Reed**	Jr.	Nevada
DL	Garrett Hughes*	Sr.	New Mexico
DL	Mike Hughes, Jr.	Sr.	UNLV
LB	Jahlani Tavai*	Jr.	Hawai'i
LB	Logan Wilson	So.	Wyoming
LB	Frank Ginda	Jr.	San José State
DB	Andrew Wingard*	Jr.	Wyoming
DB	Andre Chachere*	Sr.	San José State
DB	Tyler Horton	Jr.	Boise State
DB	Trayvon Henderson	Sr.	Hawai'i

SPECIALISTS

P	Michael Carrizosa	Sr.	San José State
PK	John Baron II*	Jr.	San Diego State
RET	Rashaad Penny*	Sr.	San Diego State

Offensive Player of the Year:

Josh Allen, Jr., QB, Wyoming

Defensive Player of the Year:

Andrew Wingard, Jr., DB, Wyoming

Special Teams Player of the Year:

Rashaad Penny, Sr., KR, San Diego State

* - Member of the 2016 All-MW First Team

** - Member of the 2016 All-MWT Second Team





AROUND THE MOUNTAIN WEST

2017 MW Standings

Mountain Division	MW		Overall	
	W	L	W	L
Air Force	0	0	1	0
New Mexico	0	0	1	0
Boise State	0	0	1	0
Colorado State	0	0	1	1
Wyoming	0	0	0	1
Utah State	0	0	0	1

West Division	MW		Overall	
	W	L	W	L
Hawai'i	0	0	2	0
Fresno State	0	0	1	0
San Diego State	0	0	1	0
San Jose State	0	0	1	1
UNLV	0	0	0	1
Nevada	0	0	0	1

Mountain West Records

(Since Fresno State Joined MW in 2012)

	MW		Overall	
	W	L	W	L
San Diego State	32	8	47	21
Boise State	31	9	51	16
Colorado State	24	16	36	28
Air Force	21	19	37	29
Fresno State	21	19	31	34
Utah State	19	13	28	25
Nevada	18	22	30	34
Wyoming	16	24	23	39
New Mexico	15	25	28	36
San Jose State	14	19	20	30
UNLV	13	27	18	45
Hawai'i	8	32	19	46

* denotes team joined MW in 2013

Mountain West Records - Home Games only

(Since Fresno State Joined MW in 2012)

	Overall		
	W	L	Pct.
Boise State	29	3	.906
Air Force	25	7	.781
San Diego State	27	8	.771
Utah State	18	6	.750
Colorado State	21	9	.700
Fresno State	21	11	.656
Nevada	17	13	.567
Wyoming	16	15	.516
New Mexico	17	17	.500
San Jose State	12	12	.500
Hawai'i	15	19	.441
UNLV	13	20	.394

Joining Rare Company

When Ronnie Rivers trotted out for the first offensive play against Incarnate Word, the Brentwood, California native became the first true freshman at Fresno State to start at running back in a season opener since 1980 (records are inconclusive from the first year freshmen were eligible to play in 1972 through 1979). Rivers is the seventh true freshman running back to see a start in his first season at Fresno State dating back to 1980. The earliest a true freshman has made a start for the Bulldogs since 1980 was Calvin Scruggs in Week 3 of the 1984 season.

- Prior to this season, true freshmen had accounted for 18 starts at tailback for Fresno State since 1980.
- Current Bulldogs Justin Rice (Week 10) and Josh Hokit (Week 12) each made starts at running back as true freshman for the Bulldogs in 2016.
- In his first-career start, Rivers totaled 101 all-purpose yards, including 60 yards rushing and a touchdown on nine carries. With his touchdown, he became the first Bulldog true freshman run for a score in his first start since Ryan Mathews did so in 2007.
- With another start this season, he will be the fourth Bulldog true freshman to make multiple starts in season since 1980.

HISTORY OF TRUE FRESHMEN RUNNING BACKS AT FRESNO STATE (SINCE 1980)

YEAR	PLAYER	WEEKS STARTED	NO. OF STARTS
1984.....	Calvin Scruggs.....	3, 4, 5, 6, 9, 10, 11.....	7
1985.....	Kelly Skipper.....	6, 7, 8, 9, 10.....	5
1999.....	Derrick Ward.....	4, 7.....	2
2007.....	Ryan Mathews.....	8.....	1
2016.....	Justin Rice.....	10.....	1
	Josh Hokit.....	12.....	1
2017.....	Ronnie Rivers.....	1.....	1

A Change In Style

During head coach Jeff Tedford's tenure at Cal, the running game was a focal point, but it was primarily built around one primary back. With the Golden Bears, Tedford had eight 1,000-yard rushers, two which produced back-to-back 1,000-yard seasons (Marshawn Lynch, Shane Vereen), and one who surpassed the 2,000-yard mark (J.J. Arrington). While his offenses were previously built to have one back carry the load, he now has a stable of running backs at Fresno State, many with different skill sets. With six running backs totaling 192 yards and four touchdowns in Week 1 against Incarnate Word, Tedford showed that he will look to utilize several backs this season to maximize their strengths and keep his group fresh.

Wrestler, linebacker, running back...quarterback?

The versatility of running back Josh Hokit was once again on display during the 2017 season opener, this time in the passing game. While the sophomore walked-on to the Fresno State football team in 2016, passing on a scholarship offer to wrestle at Drexel after winning the 182-pound state championship in high school, he was plugged in at linebacker during fall camp. Used primarily on special teams and both as a back-up linebacker and fullback as a true freshman, Hokit made his first start at running back late in the season versus Hawai'i. With a down-hill running style and penchant for contact, Hokit was the Bulldogs' first choice running back in Week 1 in goal-line situations, scoring twice. What fans did not expect to see though was Hokit showing off his arm. Taking a screen pass to the left side in the first quarter, Hokit launched a pass downfield to a wide open Jared Rice for a 65-yard touchdown, the Bulldogs longest pass of the night against Incarnate Word.

Jimmy Camacho seizes field goal duties

A season ago while Jimmy Camacho watched from the sideline, junior Kody Kroening went 15-of-17 on field goal attempts for the 'Dogs and was named a Lou Groza Award semifinalist and entered his senior season on the Groza Award watch list. Camacho, also a senior, came out on top of fall camp as the team's field goal kicker and went 2-of-2 in the season opener (8-of-8 PAT), including a career-long 47 yarder. Camacho transferred to Fresno State in 2015 and split kicking duties with Kroening when the two were sophomores. Camacho went 2-of-4 as a sophomore and did not log an attempt as a junior.





They play who back-to-back ?

Fresno State's contest at Alabama this weekend will be the first of back-to-back games against teams that played in the College Football Playoff in 2016. The Bulldogs are set for a September 16, 2017 contest in Seattle taking on Washington of the Pac-12. Looking back on teams to have faced a similar schedule in the three years of the CFP, there have been three others, but all are Power 5 teams.

Fresno State

2017—at Alabama, at Washington

Florida State

2017—at Clemson, vs. Alabama

Florida

2015—Florida State, vs. Alabama

Auburn

2017—at Clemson, Alabama

2016—Clemson, at Alabama

Bulldog offense gashes FCS Incarnate Word for 66 points

Fresno State amassed 613 yards of offense in its season opening win, the most offense produced by a FS squad since posting 680 yards on Sept. 20, 2014 vs. Southern Utah. The 'Dogs also enjoyed their largest margin of victory since October 5, 1991 when the 'Dogs won 94-17 against New Mexico. The 'Dogs also managed to post the largest margin of victory of all teams during week 1 of the college football weekend.

60-plus points, thru week 1 (margin)

Oregon def. Southern Utah, 77-21 (56)

Missouri def. Missouri State, 72-43 (29)

Fresno State def. Incarnate Word, 66-0 (66)

Army def. Fordham, 64-6 (58)

TCU def. Jackson State, 63-0 (63)

Air Force def. VMI, 62-0 (62)

Stanford def. Rice, 62-7 (55)

Arizona def. N. Arizona, 62-24 (38)

UCF def. FIU, 61-17 (44)

Duke def. N. Carolina Central, 60-7 (53)

Ohio def. Hampton, 59-0 (59)

The offense made its mark with 11 chunk plays (20-plus yard plays), including 10 through the air and one on the ground. Fresno State had not posted double-digit chunk plays since Derek Carr's 2013 team that registered 13 chunk plays (2 rush/11 pass) at San Jose State. The Bulldogs offense also flashed back to Carr's Senior Night by scoring the most points in a game against Incarnate Word since November 23, 2013 when they piled on 69 in a 41-point win over New Mexico.

You can count on me

2017 ACTIVE STREAK OF CONSECUTIVE GAMES WITH A RECEPTION

Player, School	Games
Cam Serigne, Wake Forest	37
Christian Kirk, Texas A&M	37
Allen Lazard, Iowa State	36
James Washington, Oklahoma State	33
Calvin Ridley, Alabama	31
Ryan Yurachek, Marshall	30
Jaylen Samuels, NC State	29
Phil Mayhue, Memphis	29
Richie James, Middle Tennessee	27
Jonathan Duhart, Old Dominion	27
Anthony Miller, Memphis	26
Cody Thompson, Toledo	26
Jamire Jordan, Fresno State	25
Courtland Sutton, SMU	25
Antonio Callaway, Florida	24
Steven Sims Jr., Kansas	24
KeeSean Johnson, Fresno State	23
Jalen McCleskey, Oklahoma State	23

Since their respective redshirt freshman seasons, juniors KeeSean Johnson and Jamire Jordan have been steady pass catchers for Bulldog quarterbacks. Jordan has caught a pass in every game he has played (25) while Johnson has gone without a catch once during his two-year FS playing career - his second career game at Ole Miss in 2015. Johnson has logged catches in 23-straight games. The two Bulldogs are amongst a group of 18 individuals in the nation with 23 or more consecutive receptions.

→ The Bulldogs are the only Mountain West team with two returning receivers (Johnson and Jordan) that had more than 45 catches last season.

California Born

Of the 106 players on the Bulldogs' roster heading into the opening game of the season, 82 hail from the state of California, an increase of nine from the 2016 season finale's roster. When breaking down three of the state's major regions, 33 players are from Southern California, 30 are from the Central Valley and 13 are from the Bay Area. Of this year's group of newcomers, 37 of the 44 are from California.

QUICK FACTS

GENERAL INFORMATION:

Location.....	Fresno, Calif.
Founded.....	1911
Enrollment.....	24,136
President.....	Dr. Joseph I. Castro
Director of Athletics.....	Jim Bartko
Senior Woman Administrator.....	Carrie Coll
Colors.....	Red and Blue
Nickname.....	Bulldogs
Conference.....	Mountain West

TEAM HISTORY:

First Year of Football.....	1921
Seasons.....	94
All-Time Record.....	587-416-27
All-Time Home Record.....	375-168-14
Away Record.....	207-285-13
Neutral Record (not including bowl games).....	5-13
All-Time Mountain West Games Only.....	21-17
Conference Championships.....	27
Last Conference Championship.....	2013-Mountain West
Bowl Appearances.....	26
Last Bowl.....	2014 Hawai'i Bowl
All-Time Bowl Record.....	11-15

STADIUM INFORMATION:

Name.....	Bulldog Stadium (41,031)
Surface.....	FieldTurf
Completed.....	1980 (Beginning 36th Full Season)
First Game.....	Nov. 25, 1980 vs. Montana State
Record in Stadium.....	168-54-2
Largest Crowd.....	42,881 (5x in 2001)
Number of 40,000-plus crowds.....	33
Last 40,000-plus crowd...9/13/14 vs. Nebraska (41,031)	
Press Box Phone.....	(559) 278-5951

TEAM INFORMATION:

2015 Overall Record.....	3-9
2015 Mountain West Record (Finish)...	2-6 (T-4th, West)
2015 Bowl.....	Did not qualify
2015 Final Ranking.....	Unranked
Starters Returning/Lost.....	13/12
Offense: 7/4 Defense: 5/6 Special Teams: 1/2	
Lettermen Returning/Lost.....	32/21
Offense: 13/9 Defense: 18/10 Special Teams: 1/2	
Base Offense.....	Spread
Base Defense.....	Multiple 3-4





Team Captains Named

Seniors Aaron Mitchell (OL) and Malik Forrester (DT) were named the Bulldogs' 2017 captains prior to the season opener. The duo will be the team's permanent captains while two others will be named on a game-by-game basis. Juniors KeeSean Johnson (WR) and DeShawn Potts (DB) joined Mitchell and Forrester for the coin toss in week one.

Nose for the end zone

Sophomore tight end Jared Rice, who was on the other end of Josh Hokit's 65-yard heave in the first quarter last Saturday, scored his third career touchdown with the reception. Interestingly, the sophomore now has five career receptions and three career touchdowns. In 2016, as a redshirt freshman, Rice logged four catches for six yards and two TDs.

Return to roots

Did you know Jeff Tedford is one of 21 head coaches to be at the helm of his alma mater?

Head Coach	Alma Mater	Head Coach	Alma Mater
John Bonamego.....	Central Michigan	Mike Neu.....	Ball State
Troy Calhoun.....	Air Force	Barry Odom.....	Missouri
Paul Chryst.....	Wisconsin	Mark Richt.....	Miami
Pat Fitzgerald.....	Northwestern	Nick Rolovich.....	Hawaii
Mike Gundy.....	Oklahoma State	Scott Satterfield.....	Appalachian State
Jim Harbaugh.....	Michigan	David Shaw.....	Stanford
Bryan Harsin.....	Boise State	Kalani Sitake.....	BYU
Paul Haynes.....	Kent State	Kirby Smart.....	Georgia
Kliff Kingsbury.....	Texas Tech	Jeff Tedford.....	Fresno State
Sean Kugler.....	UTEP	Matt Wells.....	Utah State
Tim Lester.....	Western Michigan		

'Dogs with NFL Ties

When it comes to NFL lineage, 10 current Bulldogs have at least one relative who either played in or is currently playing in the NFL. Two 'Dogs, Austin Harper and Leveel Tatum III, each have two family members who have spent time in the league. The 12 players have combined for seven Pro Bowl selections and one All-Pro honor.

Markus Boyer – Mark Boyer (father) 8 seasons
 Austin Harper – T.J. Ward (cousin) 7 seasons, Terron Ward (cousin) 2 seasons
 Kyle Hendrickson – Steve Hendrickson (father) 7 seasons
 Keiti Iakopo – Kelly Talavou (cousin) 3 seasons
 Ronnie Manning – Ricky Manning (uncle) 7 seasons
 Talalemotu Mauga – Josh Mauga (brother) 7 seasons
 Ka'Lonn Milton – Kevin Hardy (uncle) 9 seasons
 Ronnie Rivers – Ron Rivers (father) 7 seasons
 Robert Stanley – Ronnie Stanley (brother) 1 season
 Leveel Tatum III – Jack Tatum (uncle) 10 seasons, Vestee Jackson (uncle) 8 seasons

Bulldogs in the NFL

Former Bulldog	NFL Team	Pos.	Exp.
Davante Adams (2012-13)	Green Bay Packers	WR	3
Isaiah Burse (2010-12)	Los Angeles Chargers	WR	3
Derek Carr (2009-13)	Oakland Raiders	QB	3
Chris Carter (2007-10)	Washington Redskins	LB	6
Tyler Davison (2011-14)	New Orleans Saints	DT	2
Tyquan Glass (2015-16)	Los Angeles Rams	DB	-
Bryce Harris (2007-11)	New Orleans Saints	OT	4
Ben Jacobs (2007-10)	Carolina Panthers	LB	5
Aaron Peck (2012-16)	Green Bay Packers	TE	-
Curtis Riley (2013-14)	Tennessee Titans	CB	1
Derron Smith (2010-14)	Cincinnati Bengals	FS	2
Charles Washington (2011-15)	Detroit Lions	DB	-
Cody Wichmann (2011-14)	Los Angeles Rams	OG	2
Kenny Wiggins (2007-10)	Los Angeles Chargers	G-T	3

striethrough indicates cut over the weekend

GAME-BY-GAME

2017 OFFENSE GAME-BY-GAME

RUSHING

Game	Att.	Yds.	TD	Long
UIW	40	199	4	30
@ALA				
@UW				
NEV				
@SJSU				
UNM				
@SDSU				
UNLV				
BYU				
@UH				
@WYO				
BSU				

PASSING

Game	Passes	Yds.	TD	Long
UIW	23	414	4	65
@ALA				
@UW				
NEV				
@SJSU				
UNM				
@SDSU				
UNLV				
BYU				
@UH				
@WYO				
BSU				

2017 DEFENSE GAME-BY-GAME

RUSHING DEFENSE

Game	Att.	Yds.	TD	Long
UIW	27	-30	0	11
@ALA				
@UW				
NEV				
@SJSU				
UNM				
@SDSU				
UNLV				
BYU				
@UH				
@WYO				
BSU				

PASSING DEFENSE

Game	Passes	Yds.	TD	Long
UIW	31	155	0	34
@ALA				
@UW				
NEV				
@SJSU				
UNM				
@SDSU				
UNLV				
BYU				
@UH				
@WYO				
BSU				

SACKS/TFLS

Game	Sacks	Yds.	TFL	Yds.
UIW	2	20	9.0	45
@ALA				
@UW				
NEV				
@SJSU				
UNM				
@SDSU				
UNLV				
BYU				
@UH				
@WYO				
BSU				





This-N-That

- The Bulldogs won their 11th straight season opener played at home in Bulldog Stadium. Fresno State improved to 56-36-4 in season openers in program history.
- The 'Dogs moved to 13-0 against FCS opponents since 2000 last weekend.
- The official attendance was 39,447, which was the largest crowd since hosting Nebraska in 2014.
- The Bulldogs scored their second-highest point total in a shutout win (66-0), since blanking Fort Ord 80-0 in 1942.
- The last time the 'Dogs held a team below 200 yards of offense was against Sacramento State (9/10/16).
- The last time the 'Dogs held a team to negative rushing yards was against San Jose State (11/21/08).
- The 'Dogs held UIW to eight first downs. It was the first game since Sacramento State (9/10/16), that an opponent was held to less than 10 first downs.
- Fresno State scored four points on two safeties in its win against Incarnate Word. The last time the Bulldogs had two safeties in a game was Nov. 22, 2014 at Nevada.
- Sherman Coleman Jr.'s blocked field in the fourth quarter to preserve the Bulldogs shutout was the first blocked field goal since Marcel Jensen did so at San Diego State (10/26/13).
- The last time the 'Dogs had four receivers with touchdown receptions was against Southern Utah (9/20/14) as Jamire Jordan, Justin Allen, Jared Rice and Kyle Riddering all scored for the 'Dogs in the season opener.
- KeeSean Johnson and Jordan extended their consecutive games with a reception to 23 and 25 games, respectively.
- Fresno State scored eight touchdowns in the 2017 season opener; the 'Dogs scored 24 TDs in all of 2016.

Anybody, Anytime, Anywhere

Since 1998 Fresno State has played in 78 nonconference games in the regular season and 43 of them have been against teams from a Power 5 conference. The Bulldogs have a 12-31 record in those games with wins over California (2000), Colorado (2001/2012), Illinois (2010), Kansas State (2004/2007), Oregon State (2001/2003), UCLA (2008), Washington (2004) and Wisconsin (2001).

There is no sign of backing off its tradition of playing against the best competition in the nation. Fresno State will play at Alabama and Washington in 2017 while also hosting BYU. Other future games include 2018 tilts at Minnesota and UCLA, a 2019 home game vs. Minnesota and a game at USC, 2020 games at Colorado and Texas A&M, 2021 games at Oregon and at UCLA, a 2022 contest at USC, a 2023 contest at Arizona State, a 2024 contest back at UCLA and another tilt at USC in 2025.

Five 'Dogs on National Preseason Watch Lists

During the offseason leading into their respective 2017 campaigns, five bulldogs were named to national preseason watchlists:

- Aaron Mitchell (Rimington Trophy Watch List)
- Kody Kroening (Lou Groza Collegiate Place-Kicker Award)
- KeeSean Johnson (Biletnikoff Award)
- Nela Otukolo (Polynesian College Football Player of the Year Award)
- Chason Virgil (Earl Campbell Tyler Rose Award)

Fresno State honors Derek Carr

At Fresno State's season opener last week, Derek Carr was in attendance to have his jersey retired - becoming the seventh person in the 95-year history of the program. He joins the likes of his brother David Carr, as well as Trent Dilfer, Henry Ellard, Dale Messer, Vince Petrucci and Kevin Sweeney. His brother David, and family, was in attendance as will as Fresno State alum and close friend Paul George for the celebration.

→ Fresno State is the only school that can claim selections for the NFL Pro Bowl (Derek Carr), NBA All-Star Game (Paul George) and MLB All-Star Game (Aaron Judge) from the last calendar year.

FRESNO STATE FBS RANKINGS

3rd Down Conversion Pct (120 ranked)	12
3rd Down Conversion Pct Defense (120 ranked)	18
4th Down Conversion Pct (67 ranked)	67
4th Down Conversion Pct Defense (95 ranked)	1
Completion Percentage (120 ranked)	52
Fewest Penalties (121 ranked)	7
Fewest Penalties Per Game (120 ranked)	6
Fewest Penalty Yards (121 ranked)	4
Fewest Penalty Yards Per Game (120 ranked)	3
First Downs Defense (121 ranked)	9
First Downs Offense (121 ranked)	31
Fumbles Lost (109 ranked)	1
Fumbles Recovered (20 ranked)	20
Kickoff Return Defense (121 ranked)	7
Kickoff Returns (111 ranked)	51
Net Punting (119 ranked)	6
Passes Had Intercepted (121 ranked)	1
Passes Intercepted (29 ranked)	29
Passing Offense (120 ranked)	10
Passing Yards Allowed (121 ranked)	37
Passing Yards per Completion (120 ranked)	12
Punt Return Defense (121 ranked)	77
Punt Returns (121 ranked)	26
Red Zone Defense (72 ranked)	1
Red Zone Offense (113 ranked)	72
Rushing Defense (120 ranked)	1
Rushing Offense (121 ranked)	49
Sacks Allowed (121 ranked)	1
Scoring Defense (121 ranked)	1
Scoring Offense (119 ranked)	3
Tackles for Loss Allowed (119 ranked)	28
Team Passing Efficiency (120 ranked)	18
Team Passing Efficiency Defense (121 ranked)	19
Team Sacks (70 ranked)	41
Team Tackles for Loss (121 ranked)	20
Time of Possession (121 ranked)	36
Total Defense (121 ranked)	8
Total Offense (121 ranked)	10
Turnover Margin (121 ranked)	6
Turnovers Gained (66 ranked)	30
Turnovers Lost (121 ranked)	1

ALABAMA FBS RANKINGS

3rd Down Conversion Pct (120 ranked)	113
3rd Down Conversion Pct Defense (120 ranked)	49
4th Down Conversion Pct (67 ranked)	1
4th Down Conversion Pct Defense (95 ranked)	1
Completion Percentage (120 ranked)	84
Fewest Penalties (121 ranked)	37
Fewest Penalties Per Game (120 ranked)	37
Fewest Penalty Yards (121 ranked)	24
Fewest Penalty Yards Per Game (120 ranked)	23
First Downs Defense (121 ranked)	36
First Downs Offense (121 ranked)	108
Fumbles Lost (109 ranked)	1
Fumbles Recovered (20 ranked)	20
Kickoff Return Defense (121 ranked)	10
Kickoff Returns (111 ranked)	95
Net Punting (119 ranked)	91
Passes Had Intercepted (121 ranked)	1
Passes Intercepted (29 ranked)	9
Passing Offense (120 ranked)	113
Passing Yards Allowed (121 ranked)	63
Passing Yards per Completion (120 ranked)	95
Punt Return Defense (121 ranked)	8
Punt Returns (121 ranked)	12
Red Zone Defense (72 ranked)	26
Red Zone Offense (113 ranked)	1
Rushing Defense (120 ranked)	10
Rushing Offense (121 ranked)	55
Sacks Allowed (121 ranked)	64
Scoring Defense (121 ranked)	15
Scoring Offense (119 ranked)	84
Tackles for Loss Allowed (119 ranked)	28
Team Passing Efficiency (120 ranked)	88
Team Passing Efficiency Defense (121 ranked)	49
Team Sacks (70 ranked)	22
Team Tackles for Loss (121 ranked)	20
Time of Possession (121 ranked)	34
Total Defense (121 ranked)	31
Total Offense (121 ranked)	102
Turnover Margin (121 ranked)	1
Turnovers Gained (66 ranked)	11
Turnovers Lost (121 ranked)	1





JEFF TEDFORD

HEAD COACH**1ST SEASON | FRESNO STATE (1992)**

Jeff Tedford, 55, was named the 19th head football coach in Fresno State history on Nov. 10, 2016 and was introduced to the Red Wave by Director of Athletics Jim Bartko at a press conference on Nov. 11, 2016.

Tedford, a former Bulldog quarterback and Fresno State assistant coach, returned to the Valley after holding the position of offensive consultant for the Washington Huskies – a 2016 College Football Playoff team.

Tedford assumed the role of acting head coach on Nov. 27, following the conclusion of the 2016 season as interim head coach Eric Kiesau carried out his duties for the remaining two games following Tedford's introduction.

Tedford, who is a proven winner on the West Coast, comes to the Valley with 11 years of head coaching experience at the Division I level – having led the California Golden Bears to 82 wins from 2002-2012. He left as the school's all-time winningest coach.

Tedford's ties to the Valley and Fresno State run deep. He played quarterback at Fresno State in 1981-82 under Jim Sweeney and coached at Fresno State under Sweeney from 1987-88 and 1992-96, and under a then-first-year head coach Pat Hill in 1997.

Tedford's coaching career started at Fresno State, volunteering as an assistant for the 1987-88 seasons, from there he picked up his first full-time position as an assistant for the Calgary Stampeders of the Canadian Football League – a familiar league in which he played quarterback for six seasons after his collegiate career at Fresno State.

He returned to Fresno State in 1992 as the quarterbacks coach and served as the offensive coordinator for the

Bulldogs over the ensuing five seasons.

Tedford held the same position at Oregon (1998-2001) before he became the head coach at Cal. He was named the Pac-10 coach of the year twice, led the Golden Bears to a school record seven consecutive bowl games and to a conference title in 2006.

Following Tedford's stint at Cal, he moved on to the NFL in 2014 as the Tampa Bay Buccaneers' offensive coordinator. The stop did not last long due to health issues during the preseason that evolved into an indefinite leave of absence which resulted in the two sides mutually agreeing to part ways.

Tedford made his return to the CFL in 2015 as he was named the head coach of the B.C. Lions. At the conclusion of the season, Tedford elected to exercise an option in his contract to resign and pursue opportunities in college football.

Tedford made his return to college football as an offensive consultant for the Washington Huskies under head coach Chris Peterson in 2016. A relationship rekindled after their time together as assistants at Oregon under then-coach Mike Bellotti. Washington's staff also included associate head coach Bob Gregory, who served as Tedford's defensive coordinator at Cal for eight seasons.

Tedford graduated from Warren High School in Downey and attended Cerritos Junior College for two seasons before becoming the Bulldogs' quarterback in 1981.

He and his wife Donna have two children, Taylor and Quinn.

**COACHING EXPERIENCE****Fresno State (2016-Pres.)**

- Head Coach

Washington (2016)

- Offensive Consultant

B.C. Lions-CFL (2015)

- Head Coach

Tampa Bay Bucs-NFL (2014)

- Offensive Coordinator

California (2002-12)

- Head Coach

Oregon (1998-01)

- Offensive Coordinator

Fresno State (1992-97)

- Offensive Coordinator/
Assistant Coach (QBs)

Calgary-CFL (1989-91)

- Offensive Assistant

Fresno State (1987-88)

- Volunteer Assistant Coach

Fresno State Assistant Coaches**Offense**

Kalen DeBoer
Offensive Coordinator
1st Season at FS



Jamie Christian
Running Backs/
Special Teams Coordinator/
1st Season at FS



Ryan Grubb
Offensive Line/
Run Game Coordinator/
1st Season at FS



Kirby Moore
Wide Receivers
1st Season at FS




Scott Thompson
Tight Ends
1st Season at FS



D.J. Harper
Graduate Assistant
1st Season at FS



Dylan Chmura
Graduate Assistant
1st Season at FS



Brad Vonnahme
Analyst
1st Season at FS

Defense

Orlando Steinauer
Defensive Coordinator
1st Season at FS



Jamar Cain
Defensive Line
1st Season at FS



Bert Watts
Linebackers
1st Season at FS



J.D. Williams
Defensive Backs
1st Season at FS



Matt Lea
Graduate Assistant
1st Season at FS



C.J. McGorisk
Graduate Assistant
1st Season at FS

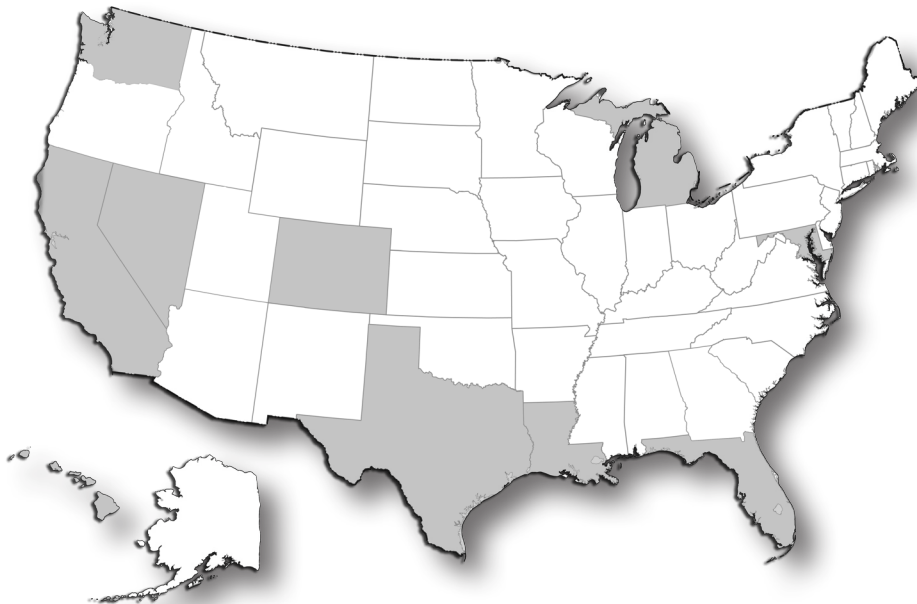


Lucus Gingod
Analyst
1st Season at FS





GEOGRAPHICAL ROSTER

**CALIFORNIA (82)**

Bakersfield:	Chris Coleman
	Nathan De Jager
Brentwood:	Ronnie Rivers
Buena Park:	Andrew Wright
Canoga Park:	Deonte Perry
Carson:	Bobby Johnson
	Zelan Tupuola
Chico:	Kyle Lindquist
	Syrus Tuitele
Chino:	Shane Gama
Clovis:	Clayton Alexander
	Josh Hokit
	Tanner Rice
Compton:	Wylan Free
Concord:	Alex Cruz
Corona:	Richard Cage
Dinuba:	Marcus McMaryion
Downey:	Jorge Reyna
Durham:	Cody Pound
East Palo Alto:	Jordan Mims
Escondido:	Kyle Hendrickson
Eureka:	Nathan Madsen
Fountain Valley:	Asa Fuller
Fremont:	Ryan Popolizio
Fresno:	Brent Bailey
	Frank Dalena
	Jasad Haynes
	George Helmuth
	Kevin Jeanniton
	Johnny Johnson, Jr.
	Ronnie Manning
	Ka'Lonn Milton
	Dejonte O'Neal
	Michiah Quick
	Kyle Riddering
	Leevel Tatum III

Hanford:	Juju Hughes
Huntington Beach:	Markus Boyer
	Keiti Iakopo
Inglewood:	Patrick Elima-Jeune
Irvine:	David Patterson
La Puente:	Chris Gaston
La Quinta:	Kenny Gagnon
Lancaster:	Jamire Jordan
Long Beach:	Matt Smith
Los Angeles:	Justin Allen
Modesto:	Chris Brown
	Jackson Finch
	Jared Rice
	Justin Rice
Monrovia:	Blake Cusick
	DeShawn Potts
Moorpark:	Zane Pope
Moreno Valley:	Mike Bell
Murrieta:	Kevin Atkins
	Messiah Tyler
	Quireo Woodley
Oak Park:	Justin Green
Oakland:	Austin Harper
	Kesomi Mafi
	Maamaloa Mafi
	Kevin Parker
Oceanside:	Christian Cronk
Oxnard:	Daniel Moraga
Palo Alto:	KeeSean Johnson
Perris:	Jimmy Camacho
	Stephen Van Hook
Petaluma:	Chantz Russell
Redlands:	Anthony Grayson
Reedley:	Emeka Ndoh
Rialto:	Micah St. Andrew
Roseville:	Namani Parker

Sacramento:	Nick Aibuedefe
	David Tangipa
San Diego:	Aaron Mitchell
San Jose:	Kody Kroening
San Mateo:	Kwami Jones
Sanger:	Arron Mosby
Stockton:	Derrion Grim
Tulare:	Romello Harris
Vacaville:	Mykal Walker
	Patrick Williams, Jr.

COLORADO (1)

Canon City:	Gunner Javernick
-------------	------------------

FLORIDA (3)

Bradenton:	Jacob Westberry
Miami:	Jeffrey Allison
North Miami Beach:	Patrick Belony

HAWAII (2)

Honolulu:	Tainoa Foster
Wahiawa:	Netane Muti

LOUISIANA (1)

New Orleans:	Damien DeGruy
--------------	---------------

MARYLAND (1)

Annapolis:	Malik Forrester
------------	-----------------

MICHIGAN (1)

Muskegon Heights:	Da'Mari Scott
-------------------	---------------

NEVADA (4)

Fallon:	Talaemotu Mauga
Las Vegas:	Logan Hughes
	Nela Otukolo
	Robert Stanley

TEXAS (9)

Austin:	James Bailey
Fort Worth:	Jaron Bryant
Galena Park:	Tank Kelly
Houston:	Sherman Coleman, Jr.
Katy:	Trent Soechting
Mesquite:	Donte Coleman
	Chason Virgil
Missouri City:	Tobenna Okeke
Pearland:	Saevion Johnson

WASHINGTON (1)

East Wenatchee:	Brian Burt
-----------------	------------

CANADA (1)

Toronto (Ontario):	Matt Boateng
--------------------	--------------





ALPHABETICAL ROSTER

79	Nick Aibuede	OL
13	Justin Allen	WR
9	Jeffrey Allison	LB
90	Kevin Atkins	DT
19	Brent Bailey	QB
7	James Bailey	LB
4	Mike Bell	DB
26	Matt Boateng	DB
94	Patrick Belony	DT
51	Markus Boyer	OL
35	Chris Brown	DB
14	Jaron Bryant	DB
26	Brian Burt	WR
36	Jimmy Camacho	K
42	Richard Cage	LB
3	Chris Coleman	DB
82	Donte Coleman	TE
25	Sherman Coleman, Jr.	DB
58	Christian Cronk	OL
51	Alex Cruz	LB
47	Blake Cusick	P
19	Frank Dalena	WR
45	Nathan De Jager	P
1	Damien DeGruy	DE
2	Patrick Elima-Jeune	WR
18	Jackson Finch	DB
97	Malik Forrester	DT
50	Tainoa Foster	LB
8	Wylan Free	DB
37	Asa Fuller	K
28	Kenny Gagnon	DB
76	Shane Gama	OL
15	Chris Gaston	DB
84	Anthony Grayson	WR
40	Justin Green	LB
7	Derrion Grim	WR
25	Austin Harper	RB
32	Romello Harris	RB
93	Jasad Haynes	DT
34	George Helmuth	LB
86	Kyle Hendrickson	TE
33	Josh Hokit	RB
23	Juju Hughes	DB
62	Logan Hughes	OL
98	Keiti Iakopo	DT
80	Gunner Javernick	TE
96	Kevin Jeanniton	DE
70	Bobby Johnson	OL
3	KeeSean Johnson	WR
17	Johnny Johnson, Jr.	DB
24	Saevion Johnson	RB
33	Kwami Jones	DE
1	Jamire Jordan	WR
6	Tank Kelly	DB
48	Kody Kroening	K
16	Kyle Lindquist	QB
91	Nathan Madsen	DT
13	Kesomi Mafi	LB

Numerical Roster

No.	Name	Pos.	Ht.	Wt.	Cl.	Exp.	Hometown (High School/Previous School)
1	Damien DeGruy	DE	6-3	245	Fr.	1st	New Orleans, La. (McDonogh 35)
1	Jamire Jordan	WR	5-11	171	Jr.	4th	Lancaster, Calif. (Highland)
2	Patrick Elima-Jeune	WR	6-0	187	Fr.	1st	Inglewood, Calif. (Morningside)
2	DeShawn Potts	DB	6-0	200	Jr.	4th	Monrovia, Calif. (Monrovia)
3	Chris Coleman	DB	5-11	180	Fr.	1st	Bakersfield, Calif. (Garces Memorial)
3	KeeSean Johnson	WR	6-2	202	Jr.	4th	Palo Alto, Calif. (Palo Alto)
4	Mike Bell	DB	6-3	205	So.	3rd	Moreno Valley, Calif. (Citrus Hill)
4	Deonte Perry	RB	6-0	185	RFr.	2nd	Canoga Park, Calif. (Canoga Park)
5	Emeka Ndoh	DE	6-0	252	Jr.	3rd	Reedley, Calif. (Immanuel/De Anza College)
5	Chason Virgil	QB	6-1	192	So.	3rd	Mesquite, Texas (West Mesquite)
6	Marcus McMoryion	QB	6-2	195	Jr.	4th	Dinuba, Calif. (Dinuba/Oregon State)
6	Tank Kelly	DB	5-10	185	Jr.	4th	Galena Park, Texas (Galena Park)
7	James Bailey	LB	6-1	225	Jr.	3rd	Austin, Texas (Lake Travis)
7	Derrion Grim	WR	6-1	186	So.	2nd	Stockton, Calif. (McNair/Delta JC/Nebraska)
8	Wylan Free	DB	6-2	172	Fr.	1st	Compton, Calif. (Lynwood)
8	Da'Mari Scott	WR	6-1	210	RSr.	5th	Muskegon Heights, Mich. (Cathedral [L.A.])
9	Jeffrey Allison	LB	6-0	250	So.	2nd	Miami, Fla. (Langston Hughes [Ga.])
10	Nela Otukolo	LB	5-11	240	Jr.	3rd	Las Vegas, Nev. (Bishop Gorman)
10	Jorge Reyna	QB	6-0	210	Jr.	3rd	Downey, Calif. (Pasadena/West LA College)
11	Dejonte O'Neal	RB	5-7	170	Jr.	3rd	Fresno, Calif. (Bullard)
13	Justin Allen	WR	5-11	188	Jr.	4th	Los Angeles, Calif. (Mater Dei)
13	Kesomi Mafi	LB	5-11	219	Jr.	4th	Oakland, Calif. (Oakland/Laney College)
14	Jaron Bryant	DB	6-1	183	So.	2nd	Fort Worth, Texas (Duncanville)
15	Chris Gaston	DB	6-1	183	Fr.	1st	La Puente, Calif. (Bishop Amat)
15	Daniel Moraga	TE	6-3	235	Fr.	1st	Oxnard, Calif. (Pacifica)
15	Arron Mosby	DB	6-4	210	Fr.	1st	Sanger, Calif. (Sanger)
16	Kyle Lindquist	QB	6-4	212	Fr.	1st	Chico, Calif. (Pleasant Valley)
16	Jared Rice	TE	6-5	228	So.	3rd	Modesto, Calif. (Central Catholic)
17	Johnny Johnson, Jr.	DB	5-9	185	Sr.	5th	Fresno, Calif. (Central/UCLA)
18	Jackson Finch	DB	6-1	200	Sr.	4th	Modesto, Calif. (Central Catholic/Contra Costa College)
18	Zane Pope	WR	6-2	187	Fr.	1st	Moorpark, Calif. (Moorpark)
19	Brent Bailey	QB	6-0	212	Fr.	1st	Fresno, Calif. (Clovis North)
19	Frank Dalena	WR	5-8	158	So.	3rd	Fresno, Calif. (San Joaquin Memorial)
20	Ronnie Rivers	RB	5-8	175	Fr.	1st	Brentwood, Calif. (Freedom)
22	Jordan Mims	RB	5-11	190	Fr.	1st	East Palo Alto, Calif. (Menlo-Atherton)
22	Trent Soechting	LB	6-3	220	Jr.	4th	Katy, Texas (Cinco Ranch/Blinn College)
23	Juju Hughes	DB	5-11	180	So.	2nd	Hanford, Calif. (Hanford)
23	Kevin Parker	WR	5-6	150	RFr.	2nd	Oakland, Calif. (Skyline)
24	Saevion Johnson	RB	6-0	194	RFr.	2nd	Pearland, Texas (Pearland Dawson)
25	Sherman Coleman, Jr.	DB	5-9	165	Jr.	3rd	Houston, Texas (Westside/Cisco College)
25	Austin Harper	RB	5-6	157	Sr.	5th	Oakland, Calif. (El Cerrito/Contra Costa/Cal)
26	Matt Boateng	DB	6-0	175	Jr.	4th	Toronto, Canada (Arizona Western College/IMG Academy)
26	Brian Burt	WR	5-11	190	Jr.	3rd	East Wenatchee, Wash. (Eastmont/Ventura College)
27	Ka'Lonn Milton	DB	6-0	185	RSr.	3rd	Fresno, Calif. (Buchanan/Fresno City College)
28	Kenny Gagnon	DB	5-11	184	RFr.	2nd	La Quinta, Calif. (Desert Christian Academy)
29	Justin Rice	LB	6-2	210	So.	2nd	Modesto, Calif. (Central Catholic)
30	Messiah Tyler	LB	5-8	228	RSr.	3rd	Murrieta, Calif. (Vista Murrieta/University of La Verne)
31	Andrew Wright	LB	6-2	210	RFr.	2nd	Buena Park, Calif. (Buena Park)
32	Romello Harris	RB	5-11	186	RFr.	2nd	Tulare, Calif. (Tulare Union/Washington State)
32	Robert Stanley	DE	6-3	245	Sr.	5th	Las Vegas, Nev. (Bishop Gorman)
33	Kwami Jones	DE	6-2	240	So.	2nd	San Mateo, Calif. (Serra/College of San Mateo)
33	Josh Hokit	RB	6-1	220	So.	2nd	Clovis, Calif. (Clovis)
34	George Helmuth	LB	6-1	220	Jr.	4th	Fresno, Calif. (Clovis North)
35	Chris Brown	DB	5-11	190	Fr.	1st	Modesto, Calif. (Modesto Christian)
36	Jimmy Camacho	K	5-10	180	Sr.	4th	Perris, Calif. (Citrus Hill/Riverside CC)
37	Asa Fuller	K	6-2	235	Fr.	1st	Fountain Valley, Calif. (Servite)
38	Maamaloa Mafi	DB	5-11	190	Jr.	3rd	Oakland, Calif. (Oakland/Laney College)
40	Clayton Alexander	TE	6-2	250	Fr.	1st	Clovis, Calif. (Clovis)
40	Justin Green	LB	6-4	210	Sr.	4th	Oak Park, Calif. (Oak Park)
41	Ronnie Manning	DB	5-10	188	Sr.	4th	Fresno, Calif. (Edison/Northern Arizona)
42	Richard Cage	LB	6-1	215	Fr.	1st	Corona, Calif. (Eleanor Roosevelt)
44	Stephen Van Hook	DE	6-2	245	Sr.	5th	Perris, Calif. (Citrus Hill)
45	Nathan De Jager	P	6-0	180	RFr.	2nd	Bakersfield, Calif. (Bakersfield Christian)
47	Blake Cusick	P	6-2	185	So.	3rd	Monrovia, Calif. (Monrovia)
48	Kody Kroening	K	5-11	180	Sr.	4th	San Jose, Calif. (Valley Christian)
48	Tanner Rice	LB	5-11	230	RFr.	2nd	Clovis, Calif. (Clovis)
50	Tainoa Foster	LB	6-2	200	RFr.	2nd	Honolulu, Hawai'i (Kamehameha)
51	Markus Boyer	OL	6-1	304	Jr.	3rd	Huntington Beach, Calif. (Edison/Saddleback JC/UCLA)
51	Alex Cruz	LB	6-2	242	Fr.	1st	Concord, Calif. (Concord)





38	Maamaloa Mafi	DB
41	Ronnie Manning	DB
99	Talalemotu Mauga	DT
6	Marcus McMaryion	QB
27	Ka'Lonn Milton	DB
22	Jordan Mims	RB
77	Aaron Mitchell	OL
15	Daniel Moraga	TE
15	Arron Mosby	DB
52	Netane Muti	OL
5	Emeka Ndoh	DE
11	Dejonte O'Neal	RB
56	Tobenna Okeke	DE
10	Nela Otukolo	LB
23	Kevin Parker	WR
87	Namani Parker	WR
78	David Patterson	OL
4	Deonte Perry	RB
18	Zane Pope	WR
74	Ryan Popolizio	OL
2	DeShawn Potts	DB
55	Cody Pound	OL
81	Michiah Quick	WR
10	Jorge Reyna	QB
16	Jared Rice	TE
29	Justin Rice	LB
48	Tanner Rice	LB
89	Kyle Riddering	TE
20	Ronnie Rivers	RB
67	Chantz Russell	OL
8	Da'Mari Scott	WR
59	Matt Smith	OL
22	Trent Soechting	LB
73	Micah St. Andrew	OL
32	Robert Stanley	DE
88	David Tangipa	TE
92	Leevel Tatum III	DT
65	Syrus Tuitele	OL
75	Zelan Tupuola	OL
30	Messiah Tyler	LB
44	Stephen Van Hook	DE
5	Chason Virgil	QB
57	Mykal Walker	LB
53	Jacob Westberry	LS
54	Patrick Williams Jr.	LS
66	Quireo Woodley	OL
31	Andrew Wright	LB

52	Netane Muti	OL	6-3	310	RFr.	2nd	Wahiawa, Hawai'i (Leilehua)
53	Jacob Westberry	LS	6-3	235	RFr.	2nd	Bradenton, Fla. (Saint Stephen's Episcopal)
54	Patrick Williams Jr.	LS	6-3	205	RFr.	2nd	Vacaville, Calif. (Vacaville)
55	Cody Pound	OL	6-4	295	So.	3rd	Durham, Calif. (Durham/Butte College)
56	Tobenna Okeke	DE	6-3	245	Sr.	4th	Missouri City, Texas (Elkins)
57	Mykal Walker	LB	6-3	215	Jr.	3rd	Vacaville, Calif. (Vacaville/Azusa Pacific)
58	Christian Cronk	OL	6-5	305	Jr.	3rd	Oceanside, Calif. (Oceanside/Riverside CC)
59	Matt Smith	OL	5-11	280	RFr.	2nd	Long Beach, Calif. (St. John Bosco)
62	Logan Hughes	OL	6-4	285	Jr.	3rd	Las Vegas, Nev. (Green Valley/Victor Valley College)
65	Syrus Tuitele	OL	6-6	298	Fr.	1st	Chico, Calif. (Pleasant Valley)
66	Quireo Woodley	OL	6-4	300	Fr.	1st	Murrieta, Calif. (Murrieta Valley)
67	Chantz Russell	OL	6-6	245	Fr.	1st	Petaluma, Calif. (Marin Catholic)
70	Bobby Johnson	OL	6-3	265	Jr.	4th	Carson, Calif. (Carson Senior)
73	Micah St. Andrew	OL	6-3	343	Jr.	4th	Rialto, Calif. (Eisenhower)
74	Ryan Popolizio	OL	6-7	311	Sr.	4th	Fremont, Calif. (St. Francis/San Mateo College)
75	Zelan Tupuola	OL	6-2	310	Fr.	1st	Carson, Calif. (J Serra Catholic)
76	Shane Gama	OL	6-4	302	RJr.	4th	Chino, Calif. (Orange Lutheran/Southwestern College)
77	Aaron Mitchell	OL	6-2	305	Sr.	4th	San Diego, Calif. (Cathedral Catholic)
78	David Patterson	OL	6-5	302	Sr.	5th	Irvine, Calif. (Woodbridge)
79	Nick Aibuedeke	OL	6-4	270	So.	3rd	Sacramento, Calif. (Capital Christian)
80	Gunner Javernick	TE	6-6	270	Jr.	4th	Canon City, Colo. (Canon City/Ventura Junior College)
81	Michiah Quick	WR	5-11	185	Sr.	4th	Fresno, Calif. (Central East/Oklahoma)
82	Donte Coleman	TE	6-3	235	RFr.	2nd	Mesquite, Texas (West Mesquite)
84	Anthony Grayson	WR	6-1	168	Jr.	4th	Redlands, Calif. (Redlands East Valley)
86	Kyle Hendrickson	TE	6-4	255	Jr.	4th	Escondido, Calif. (San Pasqual)
87	Namani Parker	WR	6-4	198	Jr.	4th	Roseville, Calif. (American River/Oakmont)
88	David Tangipa	TE	6-5	240	Jr.	4th	Sacramento, Calif. (Foothill)
89	Kyle Riddering	TE	6-6	240	Jr.	4th	Fresno, Calif. (Clovis North)
90	Kevin Atkins	DT	6-2	297	RFr.	2nd	Murrieta, Calif. (Vista Murrieta)
91	Nathan Madsen	DT	6-4	298	Sr.	5th	Eureka, Calif. (Eureka)
92	Leevel Tatum III	DT	6-0	248	RFr.	2nd	Fresno, Calif. (Edison/UNLV)
93	Jasad Haynes	DT	6-1	275	So.	3rd	Fresno, Calif. (Clovis North)
94	Patrick Belony	DT	6-1	295	Jr.	4th	N. Miami Beach, Fla. (N. Miami Beach/Antelope Valley College)
96	Kevin Jeanniton	DE	6-2	250	RFr.	2nd	Fresno, Calif. (Edison)
97	Malik Forrester	DT	6-1	295	Sr.	4th	Annapolis, Md. (Glen Burnie/LA Pierce College)
98	Keiti Iakopo	DT	5-11	310	So.	2nd	Huntington Beach, Calif. (Fountain Valley/Golden West College)
99	Talalemotu Mauga	DT	6-3	282	Fr.	1st	Fallon, Nev. (Churchill County)

Coaching Staff

Jeff Tedford - Head Coach
 Kalen Deboer - Assistant Head Coach/Offensive Coordinator
 Orlando Steinauer - Defensive Coordinator
 Jamar Cain - Assistant Coach (Defensive Line)
 Jamie Christian - Assistant Coach (Running Backs/Special Teams Coordinator)
 Ryan Grubb - Assistant Coach (Offensive Line/Run Game Coordinator)
 Kirby Moore - Assistant Coach (Wide Receivers)
 Scott Thompson - Assistant Coach (Tight Ends)
 Bert Watts - Assistant Coach (Linebackers)
 J.D. Williams - Assistant Coach (Defensive Backs)
 Lucas Gingold - Special Teams Quality Control Assistant
 Brad Vonnahme - Offensive Analyst
 Andy Ward - Head Strength and Conditioning Coach, Football
 Dylan Chmura - Offensive Graduate Assistant
 D.J. Harper - Offensive Graduate Assistant
 Matt Lea - Defensive Graduate Assistant
 C.J. McGorisk - Defensive Graduate Assistant





GAME 2 DEPTH CHART

OFFENSE

Quarterback

5 Chason Virgil (6-1, 192, So.)
6 Marcus McMaryion (6-2, 195, Jr.)
or 10 Jorge Reyna (6-0, 210, Jr.)

Running Back

20 Ronnie Rivers (5-8, 175, Fr.)
33 Josh Hokit (6-1, 220, So.)
or 11 Dejonte O'Neal (5-7, 170, Jr.)

Left Tackle

58 Christian Cronk (6-5, 305, Jr.)
79 Nick Aibuedefe (6-4, 270, So.)

Left Guard

52 Netane Muti (6-3, 310, RFr.)
74 Ryan Popolizio (6-7, 311, Sr.)

Center

77 Aaron Mitchell (6-2, 305, Sr.)
59 Matt Smith (5-11, 280, RFr.)

Right Guard

73 Micah St. Andrew (6-3, 343, Jr.)
75 Zelan Tupuola (6-2, 310, Fr.)

Right Tackle

78 David Patterson (6-5, 302, Sr.)
65 Syrus Tuitele (6-6, 298, Fr.)

Wide Receiver

7 Derrion Grim (6-1, 186, So.)
or 1 Jamire Jordan (5-11, 171, Jr.)

Wide Receiver

3 KeeSean Johnson (6-2, 202, Jr.)
87 Namani Parker (6-4, 198, Jr.)

Wide Receiver

8 Da'Mari Scott (6-1, 210, RSr.)
13 Justin Allen (5-11, 188, Jr.)

Tight End

89 Kyle Riddering (6-6, 240, Jr.)
16 Jared Rice (6-5, 228, So.)

DEFENSE

End

32 Robert Stanley (6-3, 245, Sr.)
33 Kwami Jones (6-2, 240, So.)

Tackle

97 Malik Forrester (6-1, 295, Sr.)
93 Jasad Haynes (6-0, 275, So.)

Tackle

91 Nathan Madsen (6-4, 298, Sr.)
90 Kevin Atkins (6-2, 297, RFr.)

End

56 Tobenna Okeke (6-3, 245, Sr.)
44 Stephen Van Hook (6-2, 245, Sr.)

Linebacker

40 Justin Green (6-4, 210, Sr.)
13 Kesomi Mafi (5-11, 219, Jr.)
or 29 Justin Rice (6-2, 210, So.)

Linebacker

9 Jeffrey Allison (6-0, 250, So.)
22 Trent Soechting (6-3, 220, Jr.)

Linebacker

7 James Bailey (6-1, 225, Jr.)
34 George Helmuth (6-1, 220, Jr.)

Cornerback

17 Johnny Johnson, Jr. (5-9, 185, Sr.)
25 Sherman Coleman, Jr. (5-9, 165, Jr.)

Strong Safety

23 Juju Hughes (5-10, 180, So.)
27 Ka'Lonn Milton (6-0, 185, RSo.)

Free Safety

2 DeShawn Potts (6-0, 200, Jr.)
18 Jackson Finch (6-1, 200, Sr.)

Cornerback

14 Jaron Bryant (6-0, 183, So.)
6 Tank Kelly (5-10, 185, Jr.)

SPECIAL TEAMS

Place Kicker

36 Jimmy Camacho (5-10, 180, Sr.)
48 Kody Kroening (5-11, 180, Sr.)

Kickoffs

3 Jimmy Camacho (5-10, 180, Sr.)
48 Kody Kroening (5-11, 180, Sr.)

Punter

47 Blake Cusick (6-2, 185, So.)
45 Nathan De Jager (6-0, 180, RFr.)

Long Snapper

53 Jacob Westberry (6-3, 235, RFr.)
54 Patrick Williams, Jr. (6-3, 205, RFr.)

Holder

47 Blake Cusick (6-2, 185, So.)
5 Chason Virgil (6-1, 192, So.)

Kick Returner

8 Da'Mari Scott (6-1, 210, RSr.)
11 Dejonte O'Neal (5-7, 170, Jr.)

Punt Returner

11 Dejonte O'Neal (5-7, 170, Jr.)
8 Da'Mari Scott (6-1, 210, RSr.)

Pronunciation Guide

Nick Aibuedefe.....Ab-U-deaf-eh
Matt Boateng.....Bo-Tang
Jaron Bryant.....Jair-on
Damien DeGruy.....Da-Grew
Patrick Elima-Juene.....e-Lee-ma June
Tainoa Foster.....Tie-Noah
Wylan Free.....Way-lynn
Derrion Grimm.....Dare-E-On
Anthoula "Tank" Kelly.....An-thu-la
Josh Hokit.....Ho-kit
Jamire Jordan.....Jameer
Keiti Iakopo.....K-T yah-Ko-Po
Talalemotu Mauga.....Ta-La-Le-Motu, Ma-ooga
Kesomi Mafi.....ke-So-Me
Maamaloa Mafi.....Ma-ma-low-ah
Netane Muti.....Nuh-tahn-E Moo-T
Emeka Ndoh.....e-Mec-ah en-doh

Tobenna Okeke.....Tow-BEN-nuh, ohh-kay-kay
Nela Otukolo.....Nel-uh, O-two-Co-low
Dejonte O'Neal.....Dijon-teh
Namani Parker.....Na-monn-E
Deonte Perry.....Dee-On-teh
Ryan Popolizio.....Pop-uh-Liz-E-oh
Michiah Quick.....Mih-kai-ah
Trent Soechting.....Sec-Ting
David Tangipa.....Tong-E-Pa
Leevel Tatum III.....Lee-vell
Syrus Tuitele.....Two-tell-E
Zelan Tupuola.....Zay-lin, Tu-Pu-Oh-La
Quireo Woodley.....Keer-E-O















Kalen DeBoer.....K-lynn
Orlando Steinuer.....Stien-ow-er
Brad Vonnahme.....Va-Nom-E





SCHEDULE/FUTURES

2017 BULLDOG FOOTBALL SCHEDULE (ALL TIMES PACIFIC)

September	2	Incarnate Word 	W, 66-0	
	9	at Alabama 	12:30 p.m.	ESPN 2
	16	at Washington 	6:30 p.m.	
	30	Nevada* 	7 p.m.	
October	7	at San Jose State* 	4:30 p.m.	ESPN 3
	14	New Mexico*# 	7 p.m.	
	21	at San Diego State* 	7:30 p.m.	
	28	UNLV* 	7 p.m.	
November	4	BYU 	TBA	ESPN NETWORKS
	11	at Hawai'i* 	8 p.m.	
	18	at Wyoming* 	11 a.m.	
	25	Boise State* 	12:30 p.m.	

Mountain West Network & ESPN3 are online streams, only.

- MW Network can be found via GoBulldogs.com or LiveStream.com
- ESPN3 can be found via ESPN3.com or the ESPN App
- AT&T SPORTS/ROOT is currently not available in California

Indicators

- * conference game
- # homecoming

BULLDOG FOOTBALL CHANNEL FINDER...

AT&T UVERSE

Big 10 Network: 650, 1650
CBS Sports Network 643, 1643
ESPN: 602, 1602
ESPN2: 606, 1606
ESPNEWS: 604, 1604
ESPNU: 605, 1605

COMCAST (FRESNO MARKET)

Big 10 Network: 403
CBS Sports Network: 418, 732
ESPN: 32, 724
ESPN2: 33, 725
ESPNEWS: 402, 726
ESPNU: 420, 788

DIRECTV

Big 10 Network: 610
CBS Sports Network: 221
ESPN: 206
ESPN2: 209
ESPNEWS: 207
ESPNU: 208

DISH NETWORK

Big 10 Network: 405, 410
CBS Sports Network: 158
ESPN: 140
ESPN2: 144
ESPNEWS: 142
ESPNU: 141

FUTURE BULLDOG FOOTBALL SCHEDULES

2018		2019		2020		2021
Date	Opponent	Date	Opponent	Date	Opponent	2021
S1	Idaho	A31	at USC	S12	at Colorado	Sept. 4 -- at Oregon
S8	at Minnesota	S7	Minnesota	S26	at Texas A&M	Sept. 18 -- at UCLA
S15	at UCLA	S21	Sacramento State	TBD	TBD	
S29	Toledo	TBD	TBD	TBD	TBD	2022
	at Boise State*		at Air Force*	Air Force	Fresno, CA	Sept. 3 -- Sacramento State
	Hawai'i*		Colorado State*	at Colorado State*	Fort Collins, CO	Sept. 10 -- Oregon State
	at Nevada*		at Hawai'i*	Hawai'i*	Fresno, CA	Sept. 17 -- at USC
	at New Mexico*		Nevada*	at Nevada*	Reno, NV	2023
	San Diego State*		at San Diego State*	San Diego State*	Fresno, CA	Sept. 16 -- at Arizona State
	San Jose State*		at San Jose State*	San Jose State*	Fresno, CA	
	at UNLV*		UNLV*	at UNLV*	Las Vegas, NV	2024
	Wyoming*		Utah State*	at Utah State*	Logan, UT	Aug. 31 -- at Oregon State
						Sept. 14 -- at UCLA
						2025
						Aug. 30 -- at USC

* = Mountain West game

All future conference game dates are TBD





2017 FRESNO STATE STATISTICS

2017 SCHEDULE/RESULTS

Date	Opponent	Result	Score	Overall	Conference	Time	Attend
Sept. 2, 2017	Incarnate Word	W	66-0	1-0	--	3:01	39,447
Sept. 9, 2017	at Alabama						
Sept. 16, 2017	at Washington						
Sept. 30, 2017	Nevada*						
Oct. 7, 2017	at San Jose State*						
Oct. 14, 2017	New Mexico*						
Oct. 21, 2017	at San Diego State*						
Oct. 28, 2017	UNLV*						
Nov. 4, 2017	BYU						
Nov. 11, 2017	at Hawai'i*						
Nov. 18, 2017	at Wyoming*						
Nov. 25, 2017	Boise State*						

* MW game

TEAM STATISTICS

TEAM STATISTICS	Fresno St.	OPP
SCORING	66	0
Points Per Game	66.0	0.0
Points Off Turnovers	14	0
FIRST DOWNS	26	8
Rushing	12	1
Passing	13	7
Penalty	1	0
RUSHING YARDAGE	199	-30
Yards gained rushing	206	40
Yards lost rushing	7	70
Rushing Attempts	40	27
Average Per Rush	5.0	-1.1
Average Per Game	199.0	-30.0
TDs Rushing	4	0
PASSING YARDAGE	414	155
Comp-Att-Int	23-37-0	15-31-1
Average Per Pass	11.2	5.0
Average Per Catch	18.0	10.3
Average Per Game	414.0	155.0
TDs Passing	4	0
TOTAL OFFENSE	613	125
Total Plays	77	58
Average Per Play	8.0	2.2
Average Per Game	613.0	125.0
KICK RETURNS: #-Yards	3-64	7-111
PUNT RETURNS: #-Yards	5-59	2-11
INT RETURNS: #-Yards	1-0	0-0
KICK RETURN AVERAGE	21.3	15.9
PUNT RETURN AVERAGE	11.8	5.5
INT RETURN AVERAGE	0.0	0.0
FUMBLES-LOST	2-0	1-1
PENALTIES-Yards	3-15	7-50
Average Per Game	15.0	50.0
PUNTS-Yards	3-158	8-404
Average Per Punt	52.7	50.5
Net punt average	49.0	43.1
KICKOFFS-Yards	11-699	3-189
Average Per Kick	63.5	63.0
Net kick average	44.4	41.7
TIME OF POSSESSION/Game	32:38	27:22
3RD-DOWN Conversions	10/16	3/16
3rd-Down Pct	62%	19%
4TH-DOWN Conversions	0/1	0/1
4th-Down Pct	0%	0%
SACKS BY-Yards	2-20	0-0
MISC YARDS	29	0
TOUCHDOWNS SCORED	8	0
FIELD GOALS-ATTEMPTS	2-2	0-1
ON-SIDE KICKS	0-0	0-0
RED-ZONE SCORES	(5-6) 83%	(0-1) 0%
RED-ZONE TOUCHDOWNS	(4-6) 67%	(0-1) 0%
PAT-ATTEMPTS	(8-8) 100%	(0-0) 0%
ATTENDANCE	39447	0
Games/Avg Per Game	1/39447	0/0

Score by Quarters	1st	2nd	3rd	4th	OT	Total
Fresno State	17	17	32	0	-	66
Opponents	0	0	0	0	-	0

FIELD GOALS	FGM-FGA	Pct.	01-19	20-29	30-39	40-49	50-59	Lg	Blk
CAMACHO, Jimmy	2-2	100.0	0-0	0-0	1-1	1-1	0-0	47	0

FG SEQUENCE	Fresno St.	Opponents
Incarnate Word	(30), (47)	30
at Alabama		
at Washington		
Nevada		
at San Jose State		
New Mexico		
at San Diego State		
UNLV		
BYU		
at Hawai'i		
at Wyoming*		
Boise State		

(parenthesis indicate field goal was made)

PUNTING	No.	Yds	Avg.	Long	TB	FC	I20	Blkd
CUSICK, Blake	3	158	52.7	66	0	1	1	2
Total.....	3	158	52.7	66	0	1	1	2
Opponents.....	8	404	50.5	75	0	2	3	3

KICKOFFS	No.	Yds	Avg.	TB	OB	Retn	Ney	YdLn
CAMACHO, Jimmy	11	699	63.5	4	0			
Total.....	11	699	63.5	4	0	111	44.4	20
Opponents.....	3	189	63.0	0	0	64	41.7	23

PUNT RETURNS	No.	Yds	Avg.	TD	Long
O'NEAL, Dejonte	3	40	13.3	0	44
RIVERS, Ronnie	2	19	9.5	0	13
Total.....	5	59	11.8	0	44
Opponents.....	2	11	5.5	0	11

KICK RETURNS	No.	Yds	Avg.	TD	Long
SCOTT, Da'Mari	2	42	21.0	0	24
O'NEAL, Dejonte	1	22	22.0	0	22
Total.....	3	64	21.3	0	24
Opponents.....	7	111	15.9	0	28





2017 FRESNO STATE STATISTICS

RUSHING	G	Att.	Gain	Loss	Net	Avg.	TD	Long	Avg/G
RIVERS, Ronnie	1	9	62	2	60	6.7	1	30	60.0
MIMS, Jordan	1	8	38	0	38	4.8	1	13	38.0
O'NEAL, Deonte	1	5	39	2	37	7.4	0	17	37.0
PERRY, Deonte	1	8	32	1	31	3.9	0	8	31.0
JOHNSON, Saevion	1	5	15	2	13	2.6	0	11	13.0
HOKIT, Josh	1	4	13	0	13	3.2	2	7	13.0
McMARYION, Marcus	1	1	7	0	7	7.0	0	7	7.0
Total.....	1	40	206	7	199	5.0	4	30	199.0
Opponents.....	1	27	40	70	-30	-1.1	0	11	-30.0

PASSING	G	Effic	Comp-Att-Int	Pct	Yds	TD	Long	Avg/G
VIRGIL, Chason	1	137.81	16-29-0	55.2	246	1	40	246.0
MCMARYION, Marcus	1	303.60	6-7-0	85.7	103	2	45	103.0
HOKIT, Josh	1	976.00	1-1-0	100.0	65	1	65	65.0
Total.....	1	191.83	23-37-0	62.2	414	4	65	414.0
Opponents.....	1	83.94	15-31-1	48.4	155	0	34	155.0

RECEIVING	G	No.	Yards	Avg.	TD	Long	Avg/G
JOHNSON, KeeSean	1	7	120	17.1	0	34	120.0
RIVERS, Ronnie	1	3	22	7.3	0	12	22.0
JORDAN, Jamire	1	2	64	32.0	1	40	64.0
ALLEN, Justin	1	2	51	25.5	1	45	51.0
SCOTT, Da'Mari	1	2	32	16.0	0	25	32.0
JOHNSON, Saevion	1	2	23	11.5	0	15	23.0
GRIM, Derrion	1	2	14	7.0	0	8	14.0
RICE, Jared	1	1	65	65.0	1	65	65.0
MIMS, Jordan	1	1	21	21.0	0	21	21.0
RIDDERING, Kyle	1	1	2	2.0	1	2	2.0
Total.....	1	23	414	18.0	4	65	414.0
Opponents.....	1	15	155	10.3	0	34	155.0

FUMBLE RETURNS	No.	Yds	Avg.	TD	Long
Total.....	0	0	0.0	0	0
Opponents.....	0	0	0.0	0	0

INTERCEPTIONS	No.	Yds	Avg.	TD	Long
COLEMAN, Sherman	1	0	0.0	0	0
Total.....	1	0	0.0	0	0
Opponents.....	0	0	0.0	0	0

----- PATs -----									
SCORING	TD	FGs	Kick	Rush	Rev	Pass	DPX	Saf	Pts
CAMACHO, Jimmy	0	2-2	8-8	0-0	0	0-0	0	0	14
HOKIT, Josh	2	0-0	0-0	0-0	0	0-0	0	0	12
MIMS, Jordan	1	0-0	0-0	0-0	0	0-0	0	0	6
RICE, Jared	1	0-0	0-0	0-0	0	0-0	0	0	6
JORDAN, Jamire	1	0-0	0-0	0-0	0	0-0	0	0	6
ALLEN, Justin	1	0-0	0-0	0-0	0	0-0	0	0	6
RIVERS, RONNIE	1	0-0	0-0	0-0	0	0-0	0	0	6
RIDDERING, Kyle	1	0-0	0-0	0-0	0	0-0	0	0	6
Team	0	0-0	0-0	0-0	0	0-0	0	1	2
NDOH, Emeka	0	0-0	0-0	0-0	0	0-0	0	1	2
Total.....	8	2-2	8-8	0-0	0	0-0	0	2	66
Opponents.....	0	0-1	0-0	0-0	0	0-0	0	0	0

TOTAL OFFENSE	G	Plays	Rush	Pass	Total	Avg/G
VIRGIL, Chason	1	29	0	246	246	246.0
MCMARYION, Marcus	1	8	7	103	110	110.0
HOKIT, Josh	1	5	13	65	78	78.0
RIVERS, Ronnie	1	9	60	0	60	60.0
MIMS, Jordan	1	8	38	0	38	38.0
O'NEAL, Deonte	1	5	37	0	37	37.0
PERRY, Deonte	1	8	31	0	31	31.0
JOHNSON, Saevion	1	5	13	0	13	13.0
Total.....	1	77	199	414	613	613.0
Opponents.....	1	58	-30	155	125	125.0

ALL PURPOSE	G	Rush	Rec	PR	KOR	IR	Tot	Avg/G
JOHNSON, KeeSean	1	0	120	0	0	0	120	120.0
RIVERS, Ronnie	1	60	22	19	0	0	101	101.0
O'NEAL, Deonte	1	37	0	40	22	0	99	99.0
SCOTT, Da'Mari	1	0	32	0	42	0	74	74.0
RICE, Jared	1	0	65	0	0	0	65	65.0
JORDAN, Jamire	1	0	64	0	0	0	64	64.0
MIMS, Jordan	1	38	21	0	0	0	59	59.0
ALLEN, Justin	1	0	51	0	0	0	51	51.0
JOHNSON, Saevion	1	13	23	0	0	0	36	36.0
PERRY, Deonte	1	31	0	0	0	0	31	31.0
GRIM, Derrion	1	0	14	0	0	0	14	14.0
HOKIT, Josh	1	13	0	0	0	0	13	13.0
MCMARYION, Marcus	1	7	0	0	0	0	7	7.0
RIDDERING, Kyle	1	0	2	0	0	0	2	2.0
Total.....	1	199	414	59	64	0	736	736.0
Opponents.....	1	-30	155	11	111	0	247	247.0





2017 FRESNO STATE STATISTICS

		----- Tackles -----			-Sacks-		--- Pass Def ---			- Fumbles -		Blkd	
DEFENSIVE LEADERS	GP	Solo	Ast	Total	TFL/Yds	No.-Yards	Int-Yds	BrUp	QBH	Rev-Yds	FF	Kick	Saf
KELLY, Anthoula	1	6	.	6	1.0-4	.	.	1
ALLISON, Jeffrey	1	4	1	5
HELMUTH, George	1	2	2	4
NDOH, Emeka	1	3	.	3	3.0-23	2.0-20	.	.	.	1-0	1	.	1
MILTON, Ka'Lonn	1	3	.	3
STANLEY, Robert	1	3	.	3	1.0-5
COLEMAN, Sherman	1	2	.	2	.	.	1-0	1	.
HUGHES, Juju	1	2	.	2	.	.	.	1
HAYNES, Jasad	1	1	1	2	0.5-1
FOSTER, Tainoa	1	1	1	2	0.5-1	.	.	1
BELONY, Patrick	1	1	1	2
BRYANT, Jaron	1	1	1	2	.	.	.	1
OTUKOLO, Nela	1	2	.	2
SOECHTING, Trent	1	1	.	1
MAFI, Maamalao	1	1	.	1
ATKINS, Kevin	1	1	.	1	1.0-4
RICE, Justin	1	1	.	1	1.0-4
DEGRUY, Damien	1	1	.	1
VAN HOOK, Stephen	1	1	.	1	1.0-3
FORRESTER, Malik	1	.	1	1	1
MOSBY, Arron	1	1	.	1
JOHNSON, Johnny	1	1	.	1
BAILEY, James	1	.	1	1
TEAM	1	1
Total.....	1	39	9	48	9-45	2-20	1-0	4	1	1-0	1	1	2
Opponents.....	1	43	20	63	4.0-7	0-0	.	1

DEFENSE GAME-BY-GAME

TACKLES	UA-A	Tot	UIW	ALA	UW	Nev	SJSU	UNM	SDSU	UNLV	BYU	UH	Wyo	BSU
KELLY, Anthoula	6-0	6	6-0											
ALLISON, J.	4-1	5	4-1											
HELMUTH, George	2-2	4	2-2											
NDOH, Emeka	3-0	3	3-0											
STANLEY, Robert	3-0	3	3-0											
MILTON, Ka'Lonn	3-0	3	3-0											
FOSTER, Tainoa	1-1	2	1-1											
OTUKOLO, Nela	2-0	2	2-0											
HAYNES, Jasad	1-1	2	1-1											
BRYANT, Jaron	1-1	2	1-1											
COLEMAN, Sherman	2-0	2	2-0											
HUGHES, Juju	2-0	2	2-0											
BELONY, Patrick	1-1	2	1-1											
SOECHTING, T.	1-0	1	1-0											
RICE, Justin	1-0	1	1-0											
BAILEY, James	0-1	1	0-1											
MAFI, Maamalao	1-0	1	1-0											
DEGRUY, Damien	1-0	1	1-0											
VAN HOOK, S.	1-0	1	1-0											
JOHNSON, Johnny	1-0	1	1-0											
ATKINS, Kevin	1-0	1	1-0											
FORRESTER, M.	0-1	1	0-1											
MOSBY, Arron	1-0	1	1-0											





2017 FRESNO STATE STATISTICS

INDIVIDUAL GAME-BY-GAME

RUSHING	No-Yds/TD	UIW	ALA	UW	Nev	SJSU	UNM	SDSU	UNLV	BYU	UH	Wyo	BSU
RIVERS, Ronnie	9-60/1	9-60/1											
MIMS, Jordan	8-38/1	8-38/1											
O'NEAL, Dejonte	5-37/0	5-37/0											
PERRY, Deonte	8-31/0	8-31/0											
HOKIT, Josh	4-13/2	4-13/2											
JOHNSON, S.	5-13/0	5-13/0											
McMARYION	1-7/0	1-7/0											

RECEIVING	No-Yds/TD	UIW	ALA	UW	Nev	SJSU	UNM	SDSU	UNLV	BYU	UH	Wyo	BSU
JOHNSON, Keesean	7-120/0	7-120/0											
RICE, Jared	1-65/1	1-65/1											
JORDAN, Jamire	2-64/1	2-64/1											
ALLEN, Justin	2-51/1	2-51/1											
SCOTT, Da'Mari	2-32/0	2-32/0											
JOHNSON, S.	2-23/0	2-23/0											
RIVERS, Ronnie	3-22/0	3-22/0											
MIMS, Jordan	1-21/0	1-21/0											
GRIM, Derrion	2-14/0	2-14/0											
RIDDERING, Kyle	1-2/1	1-2/1											

PASSING

#5 VIRGIL	Att.	Comp	Int	Pct	Yards	TD	Long	Sack	Yds	Effic
Incarnate Word	29	16	0	55.2	246	1	40	0	0	137.8
TOTALS	29	16	0	55.2	246	1	40	0	0	137.8

#6 MCMARYION	Att.	Comp	Int	Pct	Yards	TD	Long	Sack	Yds	Effic
Incarnate Word	7	6	0	85.7	103	2	45	0	0	303.6
TOTALS	7	6	0	85.7	103	2	45	0	0	303.6

PUNT RET	No-Yds/TD	UIW	ALA	UW	Nev	SJSU	UNM	SDSU	UNLV	BYU	UH	Wyo	BSU
O'NEAL, Dejonte	3-40	3-40											
RIVERS, Ronnie	2-19	2-19											

KICK RET	No-Yds/TD	UIW	ALA	UW	Nev	SJSU	UNM	SDSU	UNLV	BYU	UH	Wyo	BSU
SCOTT, Da'Mari	2-42	2-42											
O'NEAL, Dejonte	1-22	1-22											

INT RET	No-Yds/TD	UIW	ALA	UW	Nev	SJSU	UNM	SDSU	UNLV	BYU	UH	Wyo	BSU
COLEMAN	1-0	1-0											

FUMBLES LOST	#Lost	UIW	ALA	UW	Nev	SJSU	UNM	SDSU	UNLV	BYU	UH	Wyo	BSU
N/A	-	-	-	-	-	-	-	-	-	-	-	-	-





2017 FRESNO STATE STATISTICS

TKLS FOR LOSS	UA-A	Tot	UIW	ALA	UW	Nev	SJSU	UNM	SDSU	UNLV	BYU	UH	Wyo	BSU
NDOH, Emeka	3-0	3.0	3.0-23											
RICE, Justin	1-0	1.0	1.0-4											
VAN HOOK, S.	1-0	1.0	1.0-3											
KELLY, Anthoula	1-0	1.0	1.0-4											
STANLEY, Robert	1-0	1.0	1.0-5											
ATKINS, Kevin	1-0	1.0	1.0-4											
HAYNES, Jasad	0-1	0.5	0.5-1											
FOSTER, Tainoa	0-1	0.5	0.5-1											

SACKS	UA-A	Tot	UIW	ALA	UW	Nev	SJSU	UNM	SDSU	UNLV	BYU	UH	Wyo	BSU
NDOH, Emeka	2-0	2.0	2.0-20											

LONG PLAYS (20 OR MORE YARDS)

	FS Long Plays			Opponent Long Plays		
	Rush	Pass	Total	Rush	Pass	Total
Incarnate Word	1	10	11	0	1	1
Alabama						
Washington						
Nevada						
San Jose State						
New Mexico						
SDSU						
UNLV						
BYU						
Hawai'i						
Wyoming						
Boise State						
Totals	1	10	11	0	1	1

DRIVE SUPERLATIVES

	Fresno State	Opponent
Most Yards (Result)	84 (TD) - UIW	72 (miss FG) - UIW
Most Plays (Result)	13 (downs) - UIW	14 (miss FG) - UIW
Most Time (Result)	7:49 (downs) - UIW	5:53 (miss FG) - UIW

FRESNO STATE POINTS OFF TURNOVERS

Game	TOs Gained	TDs	FG	Pts	FS (Fumbles Lost/INT)
Incarnate Word	2 (1 INT/1 FR)	2	0	14	0 (0 INT/0 FL)
Alabama					
Washington					
Nevada					
San Jose State					
New Mexico					
SDSU					
UNLV					
BYU					
Hawai'i					
Wyoming					
Boise State					
Totals	2 (1 INT/1 FR)	2	0	14	0 (0 INT/0 FL)
Opponents	0 (0 INT/0 FR)	0	0	0	

GAME-OPENING DRIVES

Opponent	[---Fresno State---]			[----- Opponent -----]		
	Pts.	1st Dwns	Yds.	Pts.	1st Dwns	Yds
Incarnate Word	0	0	9	0	2	29
Alabama						
Washington						
Nevada						
San Jose State						
New Mexico						
SDSU						
UNLV						
BYU						
Hawai'i						
Wyoming						
Boise State						

SECOND HALF-OPENING DRIVES

Opponent	[---Fresno State---]			[----- Opponent -----]		
	Pts.	1st Dwns	Yds.	Pts.	1st Dwns	Yds
Incarnate Word	7	2	61	0	1	-8
Alabama						
Washington						
Nevada						
San Jose State						
New Mexico						
SDSU						
UNLV						
BYU						
Hawai'i						
Wyoming						
Boise State						

PENALTY NUMBERS

	FS Pen.-Yds.	Opp. Pen.-Yds
Incarnate Word	3-15	7-50
Alabama		
Washington		
Nevada		
San Jose State		
New Mexico		
SDSU		
UNLV		
BYU		
Hawai'i		
Wyoming		
Boise State		





2017 FRESNO STATE STATISTICS

FRESNO STATE CHUNK PLAYS

Yards	Opponent	Play	Result
65	UIW	Hokit pass to Rice, Ja.	TD
45	UIW	McMaryion pass to Allen	TD
44	UIW	O'Neal punt return	1st-10
40	UIW	Virgil pass to Jordan	1st-Goal
34	UIW	Virgil pass to Johnson, K.	1st-10
29	UIW	Virgil pass to Johnson, K.	1st-10
25	UIW	Virgil pass to Scott	1st-10
24	UIW	McMaryion pass to Jordan	TD
24	UIW	Virgil pass to Johnson, K.	1st-10
21	UIW	Virgil pass to Mims	1st-10
20	UIW	Virgil pass to Johnson, K.	1st-10

Only KO returns of 35 yards or more or INT & PR of 25 yards or more are included

OPPONENT CHUNK PLAYS

Yards	Opponent	Play	Result
34	UIW	Laird pass to Brooks	1st-10

Only KO returns of 35 yards or more or INT & PR of 25 yards or more are included




2017 FRESNO STATE PARTICIPATION

#	Name	GP/GS	#	Name	GP/GS	#	Name	GP/GS
79	AIBUEDEFE, Nick	1/-	6	KELLY, Anthoula	1/-	88	TANGIPA, David	1/-
13	ALLEN, Justin	1/-	91	MADSEN, Nathan	1/1	65	TUITELE, Syrus	1/-
9	ALLISON, J.	1/1	13	MAFI, Kesomi	1/-	75	TUPUOLA, Zelan	1/-
90	ATKINS, Kevin	1/-	38	MAFI, Maamaloa	1/-	44	VAN HOOK, S.	1/-
7	BAILEY, James	1/1	41	MANNING, Ronnie.....	1/-	5	VIRGIL, Chason	1/1
94	BELONY, Patrick	1/-	6	McMARYION	1/-	53	WESTBERRY, J.	1/-
14	BRYANT, Jaron	1/1	27	MILTON, Ka'Lonn.....	1/-	54	WILLIAMS, P.	1/-
36	CAMACHO, Jimmy	1/-	22	MIMS, Jordan	1/-	66	WOODLEY, Quireo	1/-
25	COLEMAN	1/-	77	MITCHELL, Aaron.....	1/1			
58	CRONK, C.	1/1	15	MOSBY, Arron	1/-			
47	CUSICK, Blake	1/-	52	MUTI, Netane	1/1			
19	DALENA, Frank	1/-	5	NDOH, Emeka	1/-			
1	DEGRUY, Damien	1/-	11	O'NEAL, Dejonte	1/-			
18	FINCH, Jackson	1/-	56	OKEKE, Tobenna	1/1			
97	FORRESTER, M.	1/1	10	OTUKOLO, Nela	1/-			
50	FOSTER, Tainoa	1/-	87	PARKER, Namani	1/-			
40	GREEN, Justin	1/1	78	PATTERSON, D.	1/1			
7	GRIM, Derrion	1/-	4	PERRY, Deonte	1/-			
93	HAYNES, Jasad	1/-	74	POPOLIZIO, Ryan	1/-			
34	HELMUTH, George.....	1/-	2	POTTS, DeShawn	1/1			
33	HOKIT, Josh	1/-	55	POUND, Cody	1/-			
23	HUGHES, Juju	1/1	16	RICE, Jared	1/-			
98	IAKOPO, Keiti	1/-	29	RICE, Justin	1/-			
80	JAVERNICK	1/-	89	RIDDERING, Kyle.....	1/1			
96	JEANNITON, K.	1/-	20	RIVERS, Ronnie	1/1			
17	JOHNSON, Johnny.....	1/1	8	SCOTT, Da'Mari	1/1			
3	JOHNSON, Keesea.....	1/1	22	SOECHTING, T.	1/-			
24	JOHNSON, S.	1/-	73	ST. ANDREW, M.	1/1			
1	JORDAN, Jamire	1/1	32	STANLEY, Robert.....	1/1			

2017 GAME-BY-GAME OFFENSIVE STARTERS

DATE	OPPONENT	LT	LG	C	RG	RT	QB	RB	WR	WR	WR	TE
9/2	Incarnate Word	Cronk	Muti	Mitchell	St. Andrew	Patterson	Virgil	Rivers	Jordan	Johnson, K.	Scott	Riddering
9/9	at Alabama											
9/16	at Washington											
9/30	Nevada*											
10/7	at San Jose State*											
10/14	New Mexico*											
10/21	at San Diego State*											
10/28	UNLV*											
11/4	BYU											
11/11	at Hawai'i*											
11/18	at Wyoming*											
11/25	Boise State*											

2017 GAME-BY-GAME DEFENSIVE STARTERS

DATE	OPPONENT	DE	DT	DT	DE	LB	LB	LB	CB	FS	SS	CB
9/2	Incarnate Word	Stanley	Forrester	Madsen	Okeke	Green	Allison	Bailey	Johnson, J.	Potts	Hughes, J.	Bryant
9/9	at Alabama											
9/16	at Washington											
9/30	Nevada*											
10/7	at San Jose State*											
10/14	New Mexico*											
10/21	at San Diego State*											
10/28	UNLV*											
11/4	BYU											
11/11	at Hawai'i*											
11/18	at Wyoming*											
11/25	Boise State*											





TURNOVERS YEAR-BY-YEAR - SINCE 2008

2017 - Fresno State Record: 1-0									
Fresno State					Opponents				
Date	Opponent	Sacks	FR	INT	Turnovers Gained	Sacks	FR	INT	Turnovers Lost
9/2	Incarinate Word	2	1	1	2	0	0	0	0
9/9	at Alabama								
9/16	at Washington								
9/30	Nevada								
10/7	at San Jose State								
10/14	New Mexico								
10/21	at San Diego St.								
10/28	UNLV								
11/4	BYU								
11/11	at Hawai'i								
11/18	at Wyoming								
11/25	Boise State								
Totals	12 Games	2	1	1	2	0	0	0	0

NATIONAL RANKINGS

Sacks: 41

Fumble Recoveries: 20

Passes Intercepted: 29

Turnovers Gained: 30

Turnover Margin: 6

NATIONAL RANKINGS

Sacks Allowed: 1

Fumbles Lost: 1

INTs Thrown: 1

Turnovers Lost: 1

Turnover Margin: 6

2016 - Fresno State Record: 1-11									
Fresno State					Opponents				
Date	Opponent	Sacks	FR	INT	Turnovers Gained	Sacks	FR	INT	Turnovers Lost
9/3	at Nebraska	0-0	0	0	0	4-21	0	2	2
9/10	Sacramento St.	3-11	0	2	2	2-19	1	1	2
9/17	at Toledo	0-0	0	0	0	5-35	0	0	0
9/24	Tulsa	4-34	1	1	2	2-9	1	1	2
10/1	at UNLV	0-0	0	0	0	2-20	0	1	1
10/8	at Nevada	1-15	1	0	1	1-4	2	0	2
10/14	San Diego St.	1-1	0	0	0	2-12	0	3	3
10/22	at Utah St.	0-0	0	0	0	1-6	0	0	0
10/28	Air Force	1-6	1	0	1	2-11	0	4	4
11/5	at Colorado St.	0-0	0	0	0	5-26	0	1	1
11/19	Hawai'i	2-15	0	1	1	1-6	0	0	0
11/26	San Jose St.	2-12	1	1	2	4-17	1	0	1
Totals	12 Games	14-94	4	5	9	31-186	5	13	18

NATIONAL RANKINGS

Sacks: T-117

Fumble Recoveries: T-116

Passes Intercepted: T-117

Turnovers Gained: T-126

Turnover Margin: T-117

NATIONAL RANKINGS

Sacks Allowed: T-96

Fumbles Lost: T-12

INTs Thrown: T-88

Turnovers Lost: T-47

Turnover Margin: T-117

2015 - Fresno State Record: 3-8									
Fresno State					Opponents				
Date	Opponent	Sacks	FR	INT	Turnovers Gained	Sacks	FR	INT	Turnovers Lost
9/3	Abilene Christian	5-30	0	2	2	0-0	1	2	3
9/12	at No. 14 Ole Miss	1-8	2	1	3	1-15	1	3	4
9/19	No. 21 Utah	0-0	2	1	3	1-5	2	0	2
9/26	at San Jose St.	6-35	1	0	1	2-19	0	1	1
10/3	at San Diego St.	3-25	1	0	1	3-27	0	0	0
10/10	Utah State	2-13	1	0	1	5-25	1	3	4
10/16	UNLV	6-24	0	0	0	0-0	1	0	1
10/24	at Air Force	0-0	1	0	1	2-9	0	1	1
11/5	Nevada	2-18	0	1	1	3-20	1	3	4
11/14	at Hawai'i	2-13	1	3	4	3-16	0	0	0
11/21	at BYU	1-5	2	0	2	4-26	0	3	3
11/28	Colorado St.	0-0	0	1	1	2-16	0	0	0
Totals	12 Games	28-171	11	9	20	24-152	7	16	23

NATIONAL RANKINGS

Sacks: T-29

Fumble Recoveries: T-7

Passes Intercepted: T-79

Turnovers Gained: T-50

Turnover Margin: T-93

NATIONAL RANKINGS

Sacks Allowed: T-73

Fumbles Lost: T-54

INTs Thrown: T-118

Turnovers Lost: T-113

Turnover Margin: T-93

2014 - Fresno State Record: 6-8									
Fresno State					Opponents				
Date	Opponent	Sacks	FR	INT	Turnovers Gained	Sacks	FR	INT	Turnovers Lost
8/30	at USC	0-0	2	0	2	1-10	0	4	4
9/6	at Utah	2-11	0	0	0	7-34	1	0	1
9/13	Nebraska	0-0	1	0	1	4-29	0	0	0
9/20	Southern Utah	4-10	1	1	2	0-0	0	1	1
9/26	at New Mexico	2-14	0	0	0	3-24	1	1	2
10/3	San Diego State	2-12	1	2	3	3-7	1	1	2
10/10	at UNLV	5-13	0	1	1	1-1	1	2	3
10/17	at Boise State	2-10	1	0	1	5-22	0	1	1
11/1	Wyoming	1-6	1	0	1	2-6	0	2	2
11/8	San Jose State	0-0	1	2	3	1-5	1	1	2
11/22	at Nevada	3-24	3	1	4	3-20	1	1	2
11/29	Hawai'i	6-34	0	2	2	2-17	0	2	2
12/6	at Boise State*	1-5	0	0	0	4-24	0	3	3
12/24	vs. Rice!	2-14	0	0	0	4-24	0	2	2
Totals	14 Games	30-153	11	9	20	40-223	6	21	27

NATIONAL RANKINGS

Sacks: 65

Fumble Recoveries: T-38

Passes Intercepted: T-91

Turnovers Gained: T-55

Turnover Margin: T-103

NATIONAL RANKINGS

Sacks Allowed: T-105

Fumbles Lost: T-19

INTs Thrown: 123

Turnovers Lost: T-109

Turnover Margin: T-103

2013 - Fresno State Record: 11-2									
Fresno State					Opponents				
Date	Opponent	Sacks	FR	INT	Turnovers Gained	Sacks	FR	INT	Turnovers Lost
8/29	Rutgers	1-10	1	1	2	1-4	2	1	3
9/7	Cal Poly	1-10	1	0	1	0-0	1	0	1
9/14	at Colorado					-----GAME CANCELED (FLOODING)-----			
9/20	Boise State	4-19	1	1	2	1-2	0	0	0
9/28	at Hawai'i	7-46	0	2	2	1-1	3	2	5
10/5	at Idaho	6-41	1	4	5	0-0	1	2	3
10/19	UNLV	3-12	0	0	0	0-0	0	1	1
10/26	at San Diego St.	2-12	1	1	2	2-22	0	0	0
11/2	Nevada	3-18	0	1	1	2-14	1	0	1
11/9	at Wyoming	1-8	1	1	2	1-9	0	0	0
11/23	New Mexico	3-25	0	0	0	0-0	0	0	0
11/29	at San Jose St.	0-0	2	0	2	0-0	0	1	1
12/7	Utah State*	8-49	0	2	2	3-19	3	2	5
12/21	vs. USC!	1-17	1	1	2	0-0	0	1	1
Totals	13 Games	40-250	9	14	23	12-72	11	10	21

NATIONAL RANKINGS

Sacks: 6

Fumble Recoveries: T-56

Passes Intercepted: T-40

Turnovers Gained: T-47

Turnover Margin: T-48

NATIONAL RANKINGS

Sacks Allowed: 6

Fumbles Lost: T-84

Interceptions Thrown: T-35

Turnovers Lost: T-57

Turnover Margin: T-48

2012 - Fresno State Record: 9-4									
Fresno State					Opponents				
Date	Opponent	Sacks	FR	INT	Turnovers Gained	Sacks	FR	INT	Turnovers Lost
9/1	Weber State	4-17	0	1	1	1-13	0	0	0
9/8	at No. 4 Oregon	3-34	3	0	3	3-16	0	0	0
9/15	Colorado	4-24	0	4	4	0-0	1	1	2
9/22	at Tulsa	0-0	0	3	3	2-13	2	0	2
9/29	San Diego St.	5-35	2	3	5	1-9	2	2	4
10/6	at Colorado St.	4-29	1	1	2	2-18	0	0	0
10/13	at Boise St.	1-0	0	1	1	3-21	1	1	2
10/20	Wyoming	1-8	0	2	2	2-15	2	0	2
10/27	at New Mexico	1-4	1	1	2	2-11	0	1	1
11/3	Hawai'i	5-19	2	1	3	3-21	0	1	1
11/10	at Nevada	3-26	2	2	4	1-7	1	0	1
11/24	Air Force	3-15	2	1	3	1-7	1	0	1
12/24	SMU!	5-24	0	2	2	7-53	2	2	4
Totals	13 games	40-239	13	22	35	29-207	12	8	20

NATIONAL RANKINGS

Sacks: 9

Fumble Recoveries: T-27

Passes Intercepted: 3

Turnovers Gained: 5

Turnover Margin: T-7

NATIONAL RANKINGS

Sacks Allowed: T-78

Fumbles Lost: T-77

Interceptions Thrown: T-28

Turnovers Lost: T-46

Turnover Margin: T-7

2011 - Fresno State Record: 4-9									
Fresno State					Opponents				
Date	Opponent	Sacks	FR	INT	Turnovers Gained	Sacks	FR	INT	Turnovers Lost
9/3	vs. California	2-17	1	1	2	6-30	1	1	2
9/10	at No. 10 Nebraska	1-4	0	2	2	0-0	1	0	1
9/17	North Dakota	2-23	0	0	0	3-26	0	0	0
9/24	at Idaho	2-12	1	0	1	0-0	0	2	2
10/1	Ole Miss	1-7	0	0	0	2-18	1	1	2
10/7	No. 5 Boise St.	0-0	0	0	0	0-0	2	2	4
10/15	Utah State	3-15	1	0	1	0-0	2	0	2
10/22	at Nevada	2-8	0	0	0	1-2	2	0	2
11/5	La Tech	1-8	0	0	0	3-12	1	2	3
11/12	at New Mexico St.	2-17	0	1	1	1-4	1	0	1
11/19	at Hawai'i	4-32	0	0	0	1-3	0	0	0
11/26	San Jose St.	0-0	1	1	2	0-0	2	1	3
12/3	at San Diego St.	2-15	0	0	0	3-28	0	1	1
Totals	13 Games	20-143	4	5	9	17-95	13	9	22

NATIONAL RANKINGS

Sacks: T-79

Fumble Recoveries: T-117

Passes Intercepted: T-111

Turnovers Gained: T-119

Turnover Margin: T-111

NATIONAL RANKINGS

Sacks Allowed: T-35

Fumbles Lost: T-99

Interceptions Thrown: T-39

Turnovers Lost: T-72

Turnover Margin: T-116



INDIVIDUAL GAME HIGHS

PASSING

Name	Attempts		Completions		Yards		Career 300-Yard Passing Games
	2017	Career	2017	Career	2017	Career	
Chason Virgil	29 (UIW)	45 (2x)	16 (UIW)	27 (*16 at Utah St.)	246 (UIW)	303 (*16 Air Force)	1
Marcus McMaryion	7 (UIW)	Same	6 (UIW)	Same	103 (UIW)	Same	--
Name	Longest Pass		TDs		INTs		
	2017	Career	2017	Career	2017	Career	
Chason Virgil	40 (UIW)	85 (*16 at Toledo)	1 (UIW)	3 (*16 Air Force)	--	4 (*16 Air Force)	
Marcus McMaryion	45 (UIW)	Same	2 (UIW)	Same	--	--	

RUSHING

Name	Attempts		Yards		TDs		Longest Career Run	100-Yd Games
	2017	Career	2017	Career	2017	Career		
Josh Hokit	4 (UIW)	18 (*16 Hawai'i)	13 (UIW)	97 (*16 Hawai'i)	2 (UIW)	Same	18 (*16 Hawai'i)	--
KeeSean Johnson	--	1 (3x)	--	10 (*16 at Nevada)	--	--	10 (*16 at Nevada)	--
SaeVion Johnson	5 (UIW)	Same	13 (UIW)	Same	--	--	11 (UIW)	--
Jamire Jordan	--	6 (*16 at UNLV)	--	44 (*16 Tulsa)	--	1 (*16 Tulsa)	44 (*16 Tulsa)	--
Marcus McMaryion	1 (UIW)	Same	7 (UIW)	Same	--	--	7 (UIW)	--
Jordan Mims	8 (UIW)	Same	38 (UIW)	Same	1 (UIW)	Same	13 (UIW)	--
Dejonte O'Neal	5 (UIW)	Same	37 (UIW)	Same	--	1 (*16 Sac St.)	17 (2x)	--
Deonte Perry	8 (UIW)	Same	31 (UIW)	Same	--	--	8 (UIW)	--
Ronnie Rivers	9 (UIW)	Same	60 (UIW)	Same	1 (UIW)	Same	30 (UIW)	--
Chason Virgil	--	19 (*16 Tulsa)	47 (*16 Tulsa)	Same	--	2 (*16 Tulsa)	28 (*16 SDSU)	--

RECEIVING

Name	Receptions		Yards		TDs		Longest Career Reception	100-Yd Games
	2017	Career	2017	Career	2017	Career		
Justin Allen	2 (UIW)	Same	51 (UIW)	Same	1 (UIW)	Same	45 (UIW)	--
Derrion Grim	2 (UIW)	Same	14 (UIW)	Same	--	--	8 (UIW)	--
KeeSean Johnson	7 (UIW)	10 (*16 Air Force)	120 (UIW)	142 (*16 Air Force)	--	3 (*16 Air Force)	53 (*16 SJSU)	2
Jamire Jordan	2 (UIW)	10 (*16 at Utah St.)	65 (UIW)	115 (*16 Air Force)	1 (UIW)	1 (8x)	85 (at Toledo)	4
Jordan Mims	1 (UIW)	Same	21 (UIW)	Same	--	--	21 (UIW)	--
Jared Rice	1 (UIW)	2 (*16 Hawai'i)	65 (UIW)	Same	1 (UIW)	1 (3x)	65 (UIW)	--
Kyle Riddering	1 (UIW)	3 (*16 at Utah St.)	2 (UIW)	12 (*16 at Nevada)	1 (UIW)	Same	12 (*16 at Nevada)	--
Ronnie Rivers	3 (UIW)	Same	22 (UIW)	Same	--	--	12 (UIW)	--
Da'Mari Scott	2 (UIW)		32 (UIW)		--			

DEFENSE

Name	Tackles		TFL		Sacks		INT	FF
	2017	Career	2017	Career	2017	Career		
Jeffrey Allison	5 (UIW)	7 (*16 at Nevada)	--	--	--	--	--	--
Kevin Atkins	1 (UIW)	Same	1.0 (UIW)	Same	--	--	--	--
James Bailey	1 (UIW)	9 (*15 at SJSU)	--	1.5 (*16 Tulsa)	--	0.5 (*16 Tulsa)	--	--
Mike Bell	--	7 (*16 Utah St.)	--	1.0 (*16 at CSU)	--	--	--	--
Patrick Belony	2 (UIW)	3 (*16 SDSU)	--	0.5 (2x)	--	--	--	--
Jaron Bryant	2 (UIW)	Same	--	--	--	--	--	--
Sherman Coleman Jr.	2 (UIW)	Same	--	--	--	--	1 (UIW)	--
Damien DeGruy	1 (UIW)	Same	--	--	--	--	--	--
Malik Forrester	1 (UIW)	6 (2x)	--	2.0 (*16 SDSU)	--	1.0 (*16 Tulsa)	--	--
Tainoa Foster	2 (UIW)	Same	0.5 (UIW)	Same	--	--	--	--
Justin Green	--	8 (*15 at SJSU)	--	1.0 (5x)	--	1.0 (4x)	--	1 (*15 at Miss)
Jasad Haynes	2 (UIW)	Same	0.5 (UIW)	Same	--	--	--	--
George Helmuth	4 (UIW)	5 (*15 at UH)	--	--	--	--	--	--
Juju Hughes	2 (UIW)	6 (*16 at Colorado St.)	--	1.5 (*16 Air Force)	--	--	--	--
Johnny Johnson Jr.	1 (UIW)	Same	--	--	--	--	--	--
Tank Kelly	6 (UIW)	Same	1.0 (UIW)	Same	--	--	--	--
Nate Madsen	--	5 (*15 vs. Utah)	--	2.0 (*14 vs. SUU)	--	1.0 (2x)	--	--
Maamaloa Mafi	1 (UIW)	Same	--	--	--	--	--	--
Ka'Lonn Milton	3 (UIW)	Same	--	--	--	--	--	--
Arron Mosby	1 (UIW)	Same	--	--	--	--	--	--
Emeka Ndohe	3 (UIW)	Same	3.0	Same	2.0 (UIW)	Same	--	1 (UIW)
Tobenna Okeke	--	9 (Air Force)	--	2.0 (*15 vs. ACU)	--	1.0 (4x)	--	--
Nela Otukolo	2 (UIW)	10 (*16 SDSU)	--	1.5 (*15 vs. Utah)	--	1.0 (3x)	--	1 (*16 AF)
DeShawn Potts	--	11 (*16 SDSU)	--	1.0 (*16 at Toledo)	--	--	--	--
Justin Rice	1 (UIW)	Same	1.0 (UIW)	Same	--	--	--	--
Trent Soechting	1 (UIW)	10 (*16 Air Force)	--	1.0 (*16 at Nebraska)	--	--	--	--
Robert Stanley	3 (UIW)	12 (*16 SJSU)	1.0 (UIW)	1.5 (*16 Air Force)	--	--	--	--
Stephen Van Hook	1 (UIW)	1 (2x)	1.0 (UIW)	Same	--	--	--	--





THE LAST TIME

A Bulldog Player Had... RUSHING

300+ yards rushing:

Never

250-299 yards rushing:

261, Robbie Rouse at Nevada (11/10/12)

200-249 yards rushing:

217, Robbie Rouse vs. Nevada (11/13/10)

150-199 yards rushing:

169, Dontel James at Nevada (10/8/16)

100 yard rushing game by a quarterback:

142, Bill Yancy, at McNeese State (9/9/78)

Back-to-back 200-yard rushing games:

Robbie Rouse, 11/6/10-11/13/10

Five+ consecutive 100-yard rushing games:

9 games, Ryan Matthews, 9/5-11/7/09

Four consecutive 100-yard rushing games:

Marteze Waller, 10/10-11/8/14

2 rushers with 100 yards:

Marteze Waller (145) & Josh Quezada (112)
vs. San Jose State (11/8/14)

90+ yard rushing play:

94, Robbie Rouse vs. Colorado (9/15/12) - TD

80-89 yard rushing play:

80, Lonyae Miller vs. Hawai'i (10/4/08)

70-79 yard rushing play:

76, Marteze Waller at Boise State (10/17/14)

60-69 yard rushing play:

66, Brian Burrell vs. Nebraska (9/13/14) - TD

40+ rushing attempts:

43, Robbie Rouse at La Tech (11/6/10)

30-39 rushing attempts:

36, Robbie Rouse at Nevada (11/10/12)

2 rushers with 2 TDs:

Kilton Anderson (2), Marteze Waller (2) vs.
Colorado State (10/16/15)

5 TDs rushing:

Don Driscoll vs. Cal State-Los Angeles (10/2/54)

4 TDs rushing:

Michael Pittman at San Jose State (11/15/97)

3 TDs rushing:

Ryan Matthews at Illinois (12/5/09)

3 TDs rushing by a quarterback:

Trent Dilfer vs. UNLV (10/26/91)

2 TDs rushing by a quarterback:

Kilton Anderson vs. UNLV (10/16/15)

RECEIVING

200+ yards receiving:

264, Davante Adams at San Jose St. (11/29/13)

150-199 yards receiving:

194, Aaron Peck at UNLV (10/1/16)

2 receivers with 100 yards receiving:

KeeSean Johnson (142),
Jamire Jordan (115) vs. Air Force (10/28/16)

3 receivers with 100 yards receiving:

Davante Adams (246), Josh Harper (161),
Isaiah Burse (112) vs. New Mexico (11/23/13)

90+ yard pass play:

97, Isaiah Burse from Derek Carr vs. Colorado
(9/15/12) - TD

80-89 yard pass play:

80, Aaron Peck from Chason Virgil at UNLV
(10/1/16) - TD

70-79 yard pass play:

75, Davante Adams from Derek Carr vs. UNLV
(10/19/13)

60-69 yard pass play:

65, Jared Rice from Josh Hokit vs. Incarnate Word
(9/2/17) - TD

50-59 yard pass play:

53, KeeSean Johnson from Zach Kline vs.
San Jose State (11/26/16)

10-14 receptions:

KeeSean Johnson (10) vs. Air Force (10/28/16)

15+ or more receptions:

Isaiah Burse (17) vs. Utah State (12/7/13)

2+ receivers with 10 or more catches:

Davante Adams (13), Isaiah Burse (10)
at San Jose St. (11/29/13)

2 receivers with 2 TDs:

Davante Adams (4), Josh Harper (4)
vs. New Mexico (11/23/13)

A TE with two TDs:

Chad Olsen (2) at UNLV (10/10/14) & vs. ACU (9/3/15)

3+ TDs receiving:

KeeSean Johnson (3) vs. Air Force (10/28/16)

Back-to-back games with 2+ TDs receiving:

Davante Adams
11/23/13 vs. UNM (4), 11/29/13 (3) at SJSU

Back-to-back 100-yard plus receiving games:

Davante Adams (3),
11/23/13 (246) -11/29/13 (264) - 12/7/13 (168)

Back-to-back 200-yard plus receiving games:

Davante Adams
11/23/13 vs. UNM (246), 11/29/13 at SJSU (264)

Had three consec. 100-yard plus receiving games:

Davante Adams, 11/23/13 (246) -11/29/13 (264) -
12/7/13 (168)

Five receivers with TDs:

D. Scott (2), J. Jordan (1), J. Blandin (1),
C. Olsen (1), M. Waller at Hawai'i (11/14/15)

Four receivers with TDs:

J. Jordan (1), J. Allen (1), J. Rice (1),
K. Riddering (1) vs. Incarnate Word (9/2/17)

Three receivers with TDs:

Da'Mari Scott (1), Josiah Blandin (1),
Jamire Jordan (1) vs. Utah (9/19/15)

Caught a TD in six-straight games:

Davante Adams (9 games), 10/5/13-12/21/13
An OL caught a pass:
Adam McDowell (3 yards) at No. 8 Boise State
(11/28/08)

PASSING

500-plus yards passing:

519, Derek Carr at San Jose St. (11/29/13)

400-499 yards passing:

404, Derek Carr vs. Utah State (12/7/13)

3+ Consecutive 300+ passing games:

Derek Carr (5), 11/2/13-12/7/13

Back-to-back 500-yard plus passing games:

Derek Carr,
vs. UNM (522) 11/22/13, at SJSU (519) 11/29/13

7 TDs passing:

Derek Carr vs. New Mexico (11/23/13)*

6 TDs passing:

Zack Greenlee at Hawaii (11/14/15)

5 TDs passing:

Derek Carr at Idaho (10/5/13)

4 TDs passing:

Brian Burrell at Nevada (11/22/14)

Back-to-back games with 4+ TD passes:

Derek Carr (three games)
at Wyoming (4), vs. New Mexico (7), SJSU (6)
11/9/13-11/29/2013

Three 50+ yard TD passes in the same game:

Derek Carr 59 yards to Davante Adams, 57 yards
to Davante Adams, 59 yards to Josh Harper
vs. New Mexico (11/23/13)

Two 50+ yard TD passes in the same game:

Derek Carr 97 yards to Isaiah Burse & 60 yards
to Davante Adams vs. Colorado (9/15/12)

Two 50+ yard TD passes in the same quarter:

Derek Carr, 59 yards to Davante Adams & 59 yards
to Josh Harper vs. New Mexico (11/23/13) - 3rd Qtr.

Three Quarterbacks throw TD in same game:

B. Burrell (2), B. Connette (1), Z. Greenlee (1)
vs. Southern Utah (9/20/14)

50+ pass attempts:

59, Brian Burrell vs. Nebraska (9/13/14)

40-49 pass attempts:

44, Chason Virgil at Utah State (10/22/16)

40+ pass completions

52*, Derek Carr vs. Rutgers (8/29/13)

30-39 pass completions

30, Brian Burrell at Boise St.-MWC Game (12/6/14)

DEFENSE

15+ tackles:

15, Stratton Brown vs. Air Force (11/26/16)

12-14 tackles:

12, Jeff Camilli & Robert Stanley
vs. San Jose State (11/26/16)

10+ tackles by a DL:

14, Tyeler Davison at UNLV (10/10/14)

3+ sacks:

3.0, Tyeler Davison vs. Hawai'i (11/29/14)

4.5+ tackles for a loss:

4.5, Ejiro Ederaine at San Diego St. (10/26/13)

4.0 tackles for a loss:

4.0, Ejiro Ederaine at Boise St.-MWC Game (12/6/14)

3 interceptions:

Phillip Thomas vs. Colorado (9/15/12)

2 interceptions:

L.J. Jones at Hawai'i (9/28/13)

Interception return for TD

Shannon Edwards (56 yards) at No. 14 Ole Miss
(9/12/15)

Two interception returns for TD

*Phillip Thomas (16 & 43 yards) vs. Colorado
(9/15/12)

Two players with interception returns for TDs

Patrick Su'a (20) and Tristan Okpalauugo (21)
at Tulsa (9/22/12)

Fumble recovery for TD:

Ejiro Ederaine (*78 yards)
at San Diego St. (10/26/13)

Two players with fumble recoveries for TDs:

Tyler Davison (0 yards), Travis Brown (26 yards)
at Nevada (11/10/12)

Recovered two fumbles in a game:

Ben Jacobs vs. Louisiana Tech (11/21/09)

Forced three fumbles in a game:

Ben Jacobs vs. Louisiana Tech (11/29/09)

Forced & recovered a fumble in the same game:

Emeka Ndoh vs. Incarnate Word (9/2/17)

Scored on a safety:

Emeka Ndoh vs. Incarnate Word (9/2/17)

SPECIAL TEAMS

Blocked a field goal:

Sherman Coleman Jr. vs. Incarnate Word (9/2/17)

Returned a blocked field goal for a touchdown:

Isaiah Green (59 yards) at San Diego St. (12/3/11)

Blocked a PAT:

Nikko Mota vs. Nevada (11/2/13)

Blocked 2 PATs in a game:

Cody Wichmann vs. California (9/3/11)

Returned a PAT for Two Points:

Charles Washington vs. San Diego State (9/29/12)

Blocked a punt:

DeShawn Potts at UNLV (10/1/16)

Returned a blocked punt for a touchdown:

T.J. Thomas (9 yards) vs. San Jose State (11/8/14)

Returned a kickoff for a TD:

A.J. Jefferson (92 yards) vs. Nevada (11/7/08)

Returned an opening kickoff for a TD:

Has not happened in last 10 seasons

Recovered an onside kick attempt:

Michael Martens vs. Utah (9/19/15)

Returned a punt for a TD:

Isaiah Burse (2, 61/58 yards) vs. Cal Poly (9/7/13)

Returned 2 punts for TD in same game:

Isaiah Burse (61 & 58 yards) vs. Cal Poly (9/7/13)

Made 4 FGs in a Game:

Quentin Breshears at No. 4 Oregon (9/8/12)

Kicked a field goal of 55+ yards

*58, Kevin Goessling at Utah State (10/25/08)

Kicked a field goal of 50-54 yards

50, Kevin Goessling vs. Illinois (12/3/10)

TOTAL OFFENSE/ALL-PURPOSE

500 yards total offense:

551, Derek Carr at San Jose St. (11/29/13)

400-499 yards total offense:

482, Derek Carr vs. Nevada (11/2/13)

300+ all-purpose yards:

311, Robbie Rouse at Louisiana Tech (11/6/10)

* denotes school record





THE LAST TIME

A Bulldog Team Had... OFFENSE

90+ points: 94, vs. New Mexico (10/5/91)
80-89 points: 80, vs. Fort Ord (1942)
70-79 points: 70, vs. Hawai'i (11/12/04)
60-69 points: 66, vs. Incarnate Word (9/2/17)
50-59 points: 56, vs. Southern Utah (9/20/14)
0 points: at Colorado State (11/5/16)
0 points in 1st half: at Colorado State (11/5/16)
0 points in 2nd half: San Jose State (11/26/16)
Did not score a Touchdown:
 at Colorado State (11/5/16)
Scored 3-plus TDs in 4th Quarter: 3- vs. Sacramento State (9/10/16)
400+ yards rushing: *503, vs. Hawai'i (11/12/04)
300-399 yards rushing:
 389, vs. Southern Utah (9/20/14)
Less than 100 yards rushing:
 96, San Jose State (11/26/16)
Negative rushing yards:
 -16, vs. SMU (12/24/12)
70+ rushing attempts: *71, vs. Pacific (11/9/91)
60-69 rushing attempts: 64, vs. Hawai'i (11/12/04)
50-59 rushing attempts: 52, Hawai'i (11/19/16)
Less than 10 rushing attempts: 6 vs. USC (12/21/14)
7+ rushing TDs: 9, vs. Hawai'i (11/12/04)
6 rushing TDs: at San Jose State (11/27/04)
5 rushing TDs: vs. Colorado (9/15/12)
500+ yards passing:
 519, at San Jose St. (11/29/13)
Less than 100 yards passing:
 77, at San Diego State (10/3/15)
50+ pass attempts: 59, vs. Nebraska (9/13/14)
40+ pass completions: *52, vs. Rutgers (8/29/13)
30-39 pass completions: 30, vs. Nebraska (9/13/14)
Had 12+ players catch a pass:
 12, at No. 19 Oregon (9/15/07)
600+ total net yards: 613, vs. Incarnate Word (9/2/17)
500-599 total net yards:
 551 at Nevada (11/22/14)
Less than 150 total net yards:
 125, at Boise State (11/19/11)
Less than 100 total net yards:
 89, at San Diego State (10/3/15)
Had a 200-yard rusher and 200-yard passer:
 at Nevada (11/10/12) - Robbie Rouse (261 rushing) & Derek Carr (220 passing)
37+ minutes of possession:
 38:15, at Hawai'i (11/19/11)
 37:13, at Hawai'i (11/14/15)

DEFENSE

Shutout an opponent: vs. Incarnate Word (9/2/17)
Shutout an opponent in the 1st half:
 vs. Incarnate Word (9/2/17)
Shutout an opponent in the 2nd half:
 vs. Incarnate Word (9/2/17)
Allowed 50+ points: 52, at Toledo (9/17/16)
Held two opponents scoreless in the same season:
 1988, New Mexico St. (41-0), McNeese St. (49-0), & Pacific (34-0)
Held an opponent to 0 or no yards in a quarter:
 -3 yards, 4th qtr, at Boise St.-MWC Game (12/6/14)
7+ interceptions: *7, vs. Idaho State (9/21/68)
6 interceptions: vs. Georgia Tech (12/31/02)
5 interceptions: vs. Oregon State (9/5/03)
4 interceptions: at Idaho (10/5/13)
3 interceptions: at Hawai'i (11/14/15)
Interception by a defensive lineman:
 Nikko Mota at Idaho (10/5/13)
4+ fumble recoveries: vs. New Mexico St. (11/11/06)
3 fumble recoveries: at Nevada (11/22/14)
13+ TFL in a game: vs. (13) New Mexico (11/23/13)
12 TFL in a game: vs. Cincinnati (9/4/10)
11 TFL in a game: vs. Hawai'i (11/29/14)

10 TFL in a game: vs. USC (12/21/13)
8+ Sacks in a game: 8, vs. Utah State (12/7/13)
7 Sacks in a game: at Idaho (10/5/13)
6 Sacks in a game: vs. UNLV (10/16/15)
5 Sacks in a game: vs. ACU (9/3/15)
Scored 3 Defensive Touchdowns:
 at Nevada (11/10/12) - Tyler Davison (0-yd FR);
 Travis Brown (26-yd FR); Derron Smith (34-yd INT return)
Scored on a safety: vs. Incarnate Word (9/2/17)

TURNOVERS

Forced 6 or more turnovers in a game:
 7 - vs. Georgia Tech (12/31/02) - 6 INT, 1 FR
Forced 5 turnovers in a game:
 at Idaho (10/5/13) - 4 INT, 1 FR
Forced 4 turnovers in a game:
 at Hawai'i (11/14/15) - 3 INT, 1 FR
Committed 6 or more turnovers in a game:
 6, vs. Hawai'i (10/4/08) 3 FL, 3 INT
Committed 5 turnovers in a game:
 at Hawai'i (9/28/13) - 3 FL, 2 INT
Committed 4 turnovers in a game:
 vs. Air Force (10/28/16) - 4 INT
Did not force a turnover: at Colorado State (11/5/16)
Did not force a turnover in back-to-back games:
 vs. San Diego State and at Utah State, 10/14/16-10/22/16
Did not force a turnover in 3-straight games:
 vs. Utah St., Idaho & Nevada, 10/31-11/14, 2009
Did not commit a turnover: vs. Incarnate Word, 9/2/17
Did not commit a turnover in back-to-back games:
 vs. Wyoming and New Mexico, 11/9/13, 11/23/13
Did not commit a turnover in 3-straight games:
 vs. Rice, Colorado St. & SMU, 9/28-10/12, 2002
Lost 4 or more fumbles: 4, vs. Idaho (11/27/10)
Lost 3 fumbles: at Hawai'i (9/28/13)

SPECIAL TEAMS

Scored 13 or more points kicking:
 14, vs. Incarnate Word (9/2/17)
Scored 10-12 points kicking: 10, at Nevada (10/8/16)
Punted 11+ times: 12, at Toledo (9/17/16)
Punted 10 times: at San Diego St. (10/3/15)
Did not punt: vs. Hawai'i (10/4/08)
Totalled 200 or more kickoff return yards:
 209, vs. San Jose State (9/26/15)
Totalled 100 or more punt return yards:
 130, vs. Cal Poly (9/7/13)
Missed a PAT: at SJSU (9/26/15)
Had a PAT Blocked: vs. USC (12/21/13)
Successful two-point conversion:
 at San Jose St. (11/29/13) -
 Derek Carr pass to Isaiah Burse
Had a FG Blocked: Hawai'i (11/19/16)
Recovered an onside's kick: vs. Utah (9/19/15)

An Opposing Team Had...

30+ carries:
 38, Donnell Pumphrey, San Diego State (10/14/16)
200+ yards rushing:
 220, Donnell Pumphrey, San Diego State (10/14/16)
150+ yards rushing:
 175, James Butler, Nevada (10/8/16)
2 rushers with 100 yards:
 D'Angelo Brewer (252), James Flanders (101)
 Tulsa (9/24/16)
45+ pass attempts:
 45, David Fales, San Jose St. (11/29/13)
30+ pass completions:
 37, David Fales, San Jose St. (11/29/13)
400+ yards passing:
 547, David Fales, San Jose St. (11/29/13)
80+ yard rushing play:
 91, Dalton Sneed, UNLV (10/1/16)

70-79 yard rushing play:
 79, Tedder Easton, Wyoming (11/9/13)
60-69 yard rushing play:
 62, Don Jackson, Nevada (11/5/15)
80+ yard pass play:
 86, Joe Gray to Jabari Carr, San Jose State (11/8/14)
70+ yard pass play:
 73, Tyler Stewart to Hassan Henderson, Nevada (11/5/15)
60-69 yard pass play:
 61, Dalton Sneed to Elijah Trosclair, UNLV (10/1/16)
10+ receptions:
 10, Josh Atkinson, Tulsa (9/24/16)
200 yards receiving:
150-199 yards receiving:
 164, Tyler Winston, San Jose St. (11/29/13)
 160, Kyle Nunn, San Jose St. (11/29/13)
4+ field goals:
 D. Kelly, vs. Hawai'i (10/4/08)
A 50+ yard field goal:
 51, M. Cklamovski, Northern Illinois (12/18/10)
Punt return for a TD:
 Joe Hansley (75 & 61 yards), Colorado St. (11/28/15)
Kickoff return for a TD:
 Kevin Nutt (96 yards), Colorado St. (11/28/15)
Returned an opening kickoff for a TD:
 Wade Lockett (100 yards), CS Fullerton (11/2/85)
Fumble recovery for a TD:
 S. Tu'ikolovatu (37 yards), No. 21 Utah (9/19/15)
Interception return for a TD:
 Patrick Healy (35 yards), Air Force (10/28/16)
2 Interceptions: Brodie Hicks, Air Force (10/28/16)
3 Interceptions: Dameon Baber, Nevada (11/5/15)
Blocked Punt: Jentz Painter, Utah State (10/22/16)
Blocked FG: Viane Moala, Hawai'i (11/19/16)
Returned a blocked punt for a touchdown:
 Austin Cheney, Utah State (10/22/16)

An Opposing Team Had...

400+ yards rushing: 458, Air Force (10/24/15)
300+ yards rushing: 327, Air Force (10/28/16)
Less than 50 yards rushing: -30, Incarnate Word (9/2/17)
Negative yards rushing: -30, Incarnate Word (9/2/17)
500+ yards passing:
 547, San Jose State (11/29/13)
400-499 yards passing:
 410, No. 14 Hawai'i (11/10/07)
Less than 100 yards passing:
 97, Air Force (10/28/16)
700 yards plus total offense:
 701, at No. 15 USC (8/30/14)
600-699 yards plus total offense:
 617, Tulsa (9/24/16)
500-599 yards total offense:
 520, BYU (11/15/15)
Less than 200 yards total offense:
 125, Incarnate Word (9/2/17)
Less than 105 yards total offense:
 104, Sacramento State (9/1/04)
10 or fewer first downs: (8) Incarnate Word (9/2/17)
60+ points: 73, at No. 14 Ole Miss (9/12/15)
50-59 points: 52, Toledo (9/17/16)
40-49 points: 45, UNLV (10/1/16)
Attempted a two-point conversion:
 Nebraska (9/3/16) - rush converted
Successful two-point conversion:
 Nebraska (9/3/16) - rush by Zack Darlington
Scored on a safety:
 Utah State, team safety (10/10/15)
40+ minutes of possession:
 42:38, Air Force (10/24/15)
37-40 minutes of possession:
 37:19, San Diego St. (10/14/15)

* School record





JUSTIN ALLEN'S CAREER STATS

RECEIVING	G	REC	YDS	TD	LG	REC/G	AVG/C	AVG/G
2016	11	4	36	0	11	0.4	9.0	3.3
2017	1	2	51	1	45	2.0	25.5	51.0
TOTAL	12	6	87	1	45	0.5	14.5	7.2

SCORING	G	TD	RUSH	PASS	RETN	PAT	2PAT	FG	TOTAL	AVG/G
2016	11	0	0	0	0	0	0	0	0	0.0
2017	1	1	0	1	0	0	0	0	6	6.0
TOTAL	12	1	0	1	0	0	0	0	6	0.5

ALL PURPOSE	G	RUSH	REC	PR	KR	IR	TOTAL	AVG/G
2016	11	-1	36	0	0	0	35	3.2
2017	1	0	51	0	0	0	51	51.0
TOTAL	12	-1	87	0	0	0	86	7.2

JEFFREY ALLISON'S CAREER STATS

TACKLES	G	UA	A	TOTAL	TFL	YDS	PD	FF	FR	BLKD	QBH
2016	12	8	13	21	0.0	0	0	0	0	0	0
2017	1	4	1	5	0.0	0	0	0	0	0	0
TOTAL	13	12	14	26	0.0	0	0	0	0	0	0

JAMES BAILEY'S CAREER STATS

TACKLES	G	UA	A	TOTAL	TFL	YDS	PD	FF	FR	BLKD	QBH
2015	12	32	15	47	2.0	2	2	0	1	0	1
2016	12	32	27	59	5.0	11	4	0	1	0	1
2017	1	0	1	1	0.0	0	0	0	0	0	0
TOTAL	25	64	43	107	7.0	13	6	0	2	0	2

SACKS	G	UA	A	TOTAL	YDS
2015	12	0	0	0.0	0
2016	12	0	1	0.5	3
2017	1	0	0	0.0	0
TOTAL	25	0	1	0.5	3

JARON BRYANT'S CAREER STATS

TACKLES	G	UA	A	TOTAL	TFL	YDS	PD	FF	FR	BLKD	QBH
2016	11	2	4	6	0.0	0	0	0	0	0	0
2017	1	1	1	2	0.0	0	1	0	0	0	0
TOTAL	12	3	5	8	0.0	0	1	0	0	0	0

JIMMY CAMACHO'S CAREER STATS

SCORING	G	TD	RUSH	PASS	RETN	PAT	2PAT	FG	TOTAL	AVG/G
2015	2	0	0	0	0	0	0	2	6	3.0
2016	8	0	0	0	0	0	0	0	0	0.0
2017	1	0	0	0	0	8	0	2	14	14.0
TOTAL	11	0	0	0	0	8	0	4	20	1.8

FIELD GOALS	G	ATT	MADE	LG	PCT
2015	2	4	2	44	50.0
2016	8	0	0	0	0.0
2017	1	2	2	47	100.0
TOTAL	11	6	4	47	66.7

MALIK FORRESTER'S CAREER STATS

TACKLES	G	UA	A	TOTAL	TFL	YDS	PD	FF	FR	BLKD	QBH
2016	11	21	17	38	5.0	12	0	0	0	0	0
2017	1	0	1	1	0.0	0	0	0	0	0	1
TOTAL	12	21	18	39	5.0	12	0	0	0	0	1

SACKS	G	UA	A	TOTAL	YDS
2016	11	0	2	1.0	6
2017	1	0	0	0.0	0
TOTAL	12	0	2	1.0	6

JUSTIN GREEN'S CAREER STATS

TACKLES	G	UA	A	TOTAL	TFL	YDS	PD	FF	FR	BLKD	QBH
2014	7	1	0	1	0.0	0	0	0	1	0	0
2015	10	10	6	16	4.0	13	0	1	0	0	0
2016	12	6	2	8	2.0	4	0	0	0	0	0
2017	1	0	0	0	0.0	0	0	0	0	0	0
TOTAL	30	17	8	25	6.0	17	0	1	1	0	0

SACKS	G	UA	A	TOTAL	YDS
2014	7	0	0	0.0	0
2015	10	3	0	3.0	11
2016	12	1	0	1.0	1
2017	1	0	0	0.0	0
TOTAL	30	4	0	4.0	12

JOSH HOKIT'S CAREER STATS

RUSHING	G	ATT	YDS	TD	LG	AVG/C	AVG/G
2016	12	27	130	0	18	4.8	10.8
2017	1	4	13	2	7	3.2	13.0
TOTAL	13	31	143	2	18	4.6	11.0

TOTAL OFFENSE	G	RUSH	PASS	TOTAL	AVG/G
2016	12	130	0	130	10.8
2017	1	13	65	78	78.0
TOTAL	13	143	65	208	16.0

SCORING	G	TD	RUSH	PASS	RETN	PAT	2PAT	FG	TOTAL	AVG/G
2016	12	0	0	0	0	0	0	0	0	0.0
2017	1	2	2	0	0	0	0	0	12	12.0
TOTAL	13	2	2	0	0	0	0	0	12	0.9

TACKLES	G	UA	A	TOTAL	TFL	YDS	PD	FF	FR	BLKD	QBH
2016	12	5	2	7	0.0	0	0	0	0	0	0
2017	1	0	0	0	0.0	0	0	0	0	0	0
TOTAL	13	5	2	7	0.0	0	0	0	0	0	0

JUJU HUGHES' CAREER STATS

TACKLES	G	UA	A	TOTAL	TFL	YDS	PD	FF	FR	BLKD	QBH
2016	12	8	10	18	1.5	7	0	0	0	0	0
2017	1	2	0	2	0.0	0	1	0	0	0	0
TOTAL	13	10	10	20	1.5	7	1	0	0	0	0

KEESEAN JOHNSON'S CAREER STATS

RUSHING	G	ATT	YDS	TD	LG	AVG/C	AVG/G
2015	12	0	0	0	0	0.0	0.0
2016	12	3	13	0	10	4.3	1.1
2017	1	0	0	0	0	0.0	0.0
TOTAL	25	3	13	0	10	4.3	0.5

RECEIVING	G	REC	YDS	TD	LG	REC/G	AVG/C	AVG/G
2015	12	37	337	2	29	3.1	9.1	28.1
2016	12	66	773	6	53	5.5	11.7	64.4
2017	1	7	120	0	34	7.0	17.1	120.0
TOTAL	25	110	1230	8	53	4.4	11.2	49.2

SCORING	G	TD	RUSH	PASS	RETN	PAT	2PAT	FG	TOTAL	AVG/G
2015	12	2	0	2	0	0	0	0	12	1.0
2016	12	6	0	6	0	0	0	0	36	3.0
2017	1	0	0	0	0	0	0	0	0	0.0
TOTAL	25	8	0	8	0	0	0	0	48	1.9

PUNT RETURNS	G	NO.	YDS	TD	LG	AVG/R	AVG/G
2015	12	1	7	0	7	7.0	0.6
2016	12	6	36	0	10	6.0	3.0
2017	1	0	0	0	0	0.0	0.0
TOTAL	25	7	43	0	10	6.1	1.7

KICK RETURNS	G	NO.	YDS	TD	LG	AVG/R	AVG/G
2015	12	0	0	0	0	0.0	0.0
2016	12	11	227	0	29	20.6	18.9
2017	1	0	0	0	0	0.0	0.0
TOTAL	25	11	227	0	29	20.6	9.1

ALL PURPOSE	G	RUSH	REC	PR	KR	IR	TOTAL	AVG/G
2015	12	0	337	7	0	0	344	28.7
2016	12	13	773	36	227	0	1049	87.4
2017	1	0	120	0	0	0	120	120.0
TOTAL	25	13	1230	43	227	0	1513	60.5

JAMIRE JORDAN'S CAREER STATS

RUSHING	G	ATT	YDS	TD	LG	AVG/C	AVG/G
2015	12	10	55	1	25	5.5	4.6
2016	12	17	83	1	14	4.9	6.9
2017	1	0	0	0	0	0.0	0.0
TOTAL	25	27	138	2	25	5.1	5.5

RECEIVING	G	REC	YDS	TD	LG	REC/G	AVG/C	AVG/G
2015	12	46	540	5	82	3.8	11.7	45.0
2016	12	45	713	2	85	3.8	15.8	59.4
2017	1	2	64	1	40	2.0	32.0	64.0
TOTAL	25	93	1317	8	85	3.7	14.2	52.7

SCORING	G	TD	RUSH	PASS	RETN	PAT	2PAT	FG	TOTAL	AVG/G
2015	12	6	1	5	0	0	0	0	36	3.0
2016	12	3	1	2	0	0	0	0	18	1.5
2017	1	1	0	1	0	0	0	0	6	6.0
TOTAL	25	10	2	8	0	0	0	0	60	2.4

KICK RETURNS	G	NO.	YDS	TD	LG	AVG/R	AVG/G
2015	12	16	315	0	50	19.7	26.2
2016	12	12	253	0	28	21.1	21.1
2017	1	0	0	0	0	0.0	0.0
TOTAL	25	28	568	0	50	20.3	22.7

ALL PURPOSE	G	RUSH	REC	PR	KR	IR	TOTAL	AVG/G
2015	12	55	540	0	315	0	910	75.8
2016	12	83	713	0	253	0	1049	87.4
2017	1	0	64	0	0	0	64	64.0
TOTAL	25	138	1317	0	568	0	2023	80.9

TANK KELLY'S CAREER STATS

TACKLES	G	UA	A	TOTAL	TFL	YDS	PD	FF	FR	BLKD	QBH
2015	9	10	6	16	0.0	0	0	0	0	0	0
2016	7	6	2	8	0.0	0	2	0	0	0	0
2017	1	6	0	6	1.0	4	1	0	0	0	0
TOTAL	17	22	8	30	1.0	4	3	0	0	0	0

NATHAN MADSEN'S CAREER STATS

TACKLES	G	UA	A	TOTAL	TFL	YDS	PD	FF	FR	BLKD	QBH
2014	14	4	7	11	2.0	2	2	0	0	0	0
2015	11	10	9	19	3.5	16	0	0	0	0	1
2016	12	11	11	22	1.5	11	0	0	0	0	1
2017	1	0	0	0	0.0	0	0	0	0	0	0
TOTAL	38	25	27	52	7.0	29	2	0	0	0	2

SACKS	G	UA	A	TOTAL	YDS
2014	14	0	0	0.0	0
2015	11	1	1	1.5	10
2016	12	1	1	1.5	11
2017	1	0	0	0.0	0
TOTAL	38	2	2	3.0	21





DEJONTE O'NEAL'S CAREER STATS

2015-2017 TEAM TOTALS										
RUSHING	G	ATT	YDS	TD	LG	AVG/C	AVG/G			
2015	4	16	56	0	11	3.5	14.0			
2016	4	16	57	1	17	3.6	14.2			
2017	1	5	37	0	17	7.4	37.0			
TOTAL	9	37	150	1	17	4.1	16.7			
RECEIVING	G	REC	YDS	TD	LG	REC/G	AVG/C	AVG/G		
2015	4	0	0	0	0	0.0	0.0	0.0		
2016	4	7	18	0	8	1.8	2.6	4.5		
2017	1	0	0	0	0	0.0	0.0	0.0		
TOTAL	9	7	18	0	8	0.8	2.6	2.0		
SCORING	G	TD	RUSH	PASS	RETN	PAT	2PAT	FG	TOTAL	AVG/G
2015	4	0	0	0	0	0	0	0	0	0.0
2016	4	1	1	0	0	0	0	0	6	1.5
2017	1	0	0	0	0	0	0	0	0	0.0
TOTAL	9	1	1	0	0	0	0	0	6	0.7
PUNT RETURNS	G	NO.	YDS	TD	LG	AVG/R	AVG/G			
2015	4	0	0	0	0	0.0	0.0			
2016	4	0	0	0	0	0.0	0.0			
2017	1	3	40	0	44	13.3	40.0			
TOTAL	9	3	40	0	44	13.3	4.4			
KICK RETURNS	G	NO.	YDS	TD	LG	AVG/R	AVG/G			
2015	4	0	0	0	0	0.0	0.0			
2016	4	8	241	0	59	30.1	60.2			
2017	1	1	22	0	22	22.0	22.0			
TOTAL	9	9	263	0	59	29.2	29.2			
ALL PURPOSE	G	RUSH	REC	PR	KR	IR	TOTAL	AVG/G		
2015	4	56	0	0	0	0	56	14.0		
2016	4	57	18	0	241	0	316	79.0		
2017	1	37	0	40	22	0	99	99.0		
TOTAL	9	150	18	40	263	0	471	52.3		

TOBENNA OKEKE'S CAREER STATS

TACKLES	G	UA	A	TOTAL	TFL	YDS	PD	FF	FR	BLKD	QBH
2014	13	3	2	5	2.5	7	0	0	0	0	1
2015	9	13	9	22	3.5	10	0	0	0	0	3
2016	12	22	30	52	2.5	17	0	1	0	0	2
2017	1	0	0	0	0.0	0	0	0	0	0	0
TOTAL	35	38	41	79	8.5	34	0	1	0	0	6
SACKS	G	UA	A	TOTAL	YDS						
2014	13	1	1	1.5	6						
2015	9	1	0	1.0	6						
2016	12	2	1	2.5	17						
2017	1	0	0	0.0	0						
TOTAL	35	4	2	5.0	29						

NELA OTUKOLO'S CAREER STATS

TACKLES	G	UA	A	TOTAL	TFL	YDS	PD	FF	FR	BLKD	QBH
2015	8	16	9	25	3.5	16	0	0	1	0	0
2016	10	27	21	48	5.5	10	1	1	0	0	0
2017	1	2	0	2	0.0	0	0	0	0	0	0
TOTAL	19	45	30	75	9.0	26	1	1	1	0	0
SACKS	G	UA	A	TOTAL	YDS						
2015	8	2	0	2.0	15						
2016	10	1	1	1.5	3						
2017	1	0	0	0.0	0						
TOTAL	19	3	1	3.5	18						

DESHAUN POTTS' CAREER STATS

TACKLES	G	UA	A	TOTAL	TFL	YDS	PD	FF	FR	BLKD	QBH
2015	8	13	5	18	0.0	0	2	0	0	0	0
2016	12	29	30	59	1.0	1	5	0	1	1	0
2017	1	0	0	0	0.0	0	0	0	0	0	0
TOTAL	21	42	35	77	1.0	1	7	0	1	1	0

JARED RICE'S CAREER STATS

RECEIVING	G	REC	YDS	TD	LG	REC/G	AVG/C	AVG/G
2016	11	4	6	2	3	0.4	1.5	0.5
2017	1	1	65	1	65	1.0	65.0	65.0
TOTAL	12	5	71	3	65	0.4	14.2	5.9

SCORING	G	TD	RUSH	PASS	RETN	PAT	2PAT	FG	TOTAL	AVG/G
2016	11	2	0	2	0	0	0	0	12	1.1
2017	1	1	0	1	0	0	0	0	6	6.0
TOTAL	12	3	0	3	0	0	0	0	18	1.5

ALL PURPOSE	G	RUSH	REC	PR	KR	IR	TOTAL	AVG/G
2016	11	0	6	0	0	0	6	0.5
2017	1	0	65	0	0	0	65	65.0
TOTAL	12	0	71	0	0	0	71	5.9

JUSTIN RICE'S CAREER STATS

RUSHING	G	ATT	YDS	TD	LG	AVG/C	AVG/G				
2016	6	9	11	0	5	1.2	1.8				
2017	1	0	0	0	0	0.0	0.0				
TOTAL	7	9	11	0	5	1.2	1.6				
RECEIVING	G	REC	YDS	TD	LG	REC/G	AVG/C	AVG/G			
2016	6	2	15	0	7	0.3	7.5	2.5			
2017	1	0	0	0	0	0.0	0.0	0.0			
TOTAL	7	2	15	0	7	0.3	7.5	2.1			
ALL PURPOSE	G	RUSH	REC	PR	KR	IR	TOTAL	AVG/G			
2016	6	11	15	0	0	0	26	4.3			
2017	1	0	0	0	0	0	0	0.0			
TOTAL	7	11	15	0	0	0	26	3.7			
TACKLES	G	UA	A	TOTAL	TFL	YDS	PD	FF	FR	BLKD	QBH
2016	6	0	0	0	0.0	0	0	0	0	0	0
2017	1	1	0	1	1.0	4	0	0	0	0	0
TOTAL	7	1	0	1	1.0	4	0	0	0	0	0

KYLE RIDDERING'S CAREER STATS

RECEIVING										
	G	REC	YDS	TD	LG	REC/G	AVG/C	AVG/G		
2015	9	2	7	0	4	0.2	3.5	0.8		
2016	12	7	33	0	12	0.6	4.7	2.8		
2017	1	1	2	1	2	1.0	2.0	2.0		
TOTAL	22	10	42	1	12	0.5	4.2	1.9		
SCORING										
	G	TD	RUSH	PASS	RETN	PAT	2PAT	FG	TOTAL	AVG/G
2015	9	0	0	0	0	0	0	0	0	0.0
2016	12	0	0	0	0	0	0	0	0	0.0
2017	1	1	0	1	0	0	0	0	6	6.0
TOTAL	22	1	0	1	0	0	0	0	6	0.3

DA'MARI SCOTT'S CAREER STATS

RUSHING	G	ATT	YDS	TD	LG	AVG/C	AVG/G			
2013	10	0	0	0	0	0.0	0.0			
2014	14	0	0	0	0	0.0	0.0			
2015	11	1	3	0	3	3.0	0.3			
2017	1	0	0	0	0	0.0	0.0			
TOTAL	36	1	3	0	3	3.0	0.1			
RECEIVING	G	REC	YDS	TD	LG	REC/G	AVG/C	AVG/G		
2013	10	2	19	0	11	0.2	9.5	1.9		
2014	14	8	214	1	81	0.6	26.8	15.3		
2015	11	24	364	3	42	2.2	15.2	33.1		
2017	1	2	32	0	25	2.0	16.0	32.0		
TOTAL	36	36	629	4	81	1.0	17.5	17.5		
SCORING	G	TD	RUSH	PASS	RETN	PAT	2PAT	FG	TOTAL	AVG/G
2013	10	0	0	0	0	0	0	0	0	0.0
2014	14	1	0	1	0	0	0	0	6	0.4
2015	11	3	0	3	0	0	0	0	18	1.6
2017	1	0	0	0	0	0	0	0	0	0.0
TOTAL	36	4	0	4	0	0	0	0	24	0.7

PUNT RETURNS	G	NO.	YDS	TD	LG	AVG/R	AVG/G
2013	10	0	0	0	0	0.0	0.0
2014	14	1	14	0	0	14.0	1.0
2015	11	5	32	0	21	6.4	2.9
2017	1	0	0	0	0	0.0	0.0
TOTAL	36	6	46	0	21	7.7	1.3
KICK RETURNS	G	NO.	YDS	TD	LG	AVG/R	AVG/G
2013	10	20	392	0	31	19.6	39.2
2014	14	16	329	0	37	20.6	23.5
2015	11	26	579	0	66	22.3	52.6
2017	1	2	42	0	24	21.0	42.0
TOTAL	36	64	1342	0	66	21.0	37.3

ALL PURPOSE	G	RUSH	REC	PR	KR	IR	TOTAL	AVG/G
2013	10	0	19	0	392	0	411	41.1
2014	14	0	214	14	329	0	557	39.8
2015	11	3	364	32	579	0	978	88.9
2017	1	0	32	0	42	0	74	74.0
TOTAL	36	3	629	46	1342	0	2020	56.1

TRENT SOECHTING'S CAREER STATS

TACKLES	G	UA	A	TOTAL	TFL	YDS	PD	FF	FR	BLKD	QBH
2016	12	17	19	36	2.0	9	0	0	0	0	0
2017	1	1	0	1	0.0	0	0	0	0	0	0
TOTAL	13	18	19	37	2.0	9	0	0	0	0	0

ROBERT STANLEY'S CAREER STATS

TACKLES	G	UA	A	TOTAL	TFL	YDS	PD	FF	FR	BLKD	QBH
2014	0	0	0	0	0.0	0	0	0	0	0	0
2015	9	11	9	20	0.0	0	1	0	0	0	0
2016	10	29	25	54	3.0	4	0	0	0	1	0
2017	1	3	0	3	1.0	5	0	0	0	0	0
TOTAL	20	43	34	77	4.0	9	1	0	0	1	0

CHASON VIRGIL'S CAREER STATS

RUSHING	G	ATT	YDS	TD	LG	AVG/C	AVG/G				
2015	3	9	53	0	10	5.9	17.7				
2016	10	77	122	2	28	1.6	12.2				
2017	1	0	0	0	0	0.0	0.0				
TOTAL	14	86	175	2	28	2.0	12.5				
PASSING	G	ATT	CMP	INT	YDS	TD	LG	PCT	AVG/P	AVG/G	EFFIC
2015	3	56	31	3	298	3	37	55.4	5.3	99.3	107.0
2016	10	322	166	10	2021	13	85	51.6	6.3	202.1	111.4
2017	1	29	16	0	246	1	40	55.2	8.5	246.0	137.8
TOTAL	14	407	213	13	2565	17	85	52.3	6.3	183.2	112.7

TOTAL OFFENSE	G	RUSH	PASS	TOTAL	AVG/G
2015	3	53	298	351	117.0
2016	10	122	2021	2143	214.3
2017	1	0	246	246	246.0
TOTAL	14	175	2565	2740	195.7

RECEIVING	G	REC	YDS	TD	LG	REC/G	AVG/C	AVG/G
2015	3	0	0	0	0	0.0	0.0	0.0
2016	10	1	9	0	9	0.1	9.0	0.9
2017	1	0	0	0	0	0.0	0.0	0.0
TOTAL	14	1	9	0	9	0.1	9.0	0.6