



FRESNO STATE FOOTBALL

- 2017 GAME NOTES -

Football Contact: Matt Burkholder, Director of Communications

Office: 559-278-6186 (direct)

Cell: (559) 862-3771

Twitter: FresnoStateFB

E-mail: mburkholder@csufresno.edu

Website: gobulldogs.com

Instagram: Fresno_State_Football

Secondary Football Contact: Josh Mitchell, Assistant Director of Communications

Office: 559-278-7301 (direct)

Cell: (559) 389-1960

E-mail: jomitchell@csufresno.edu

Fresno State (1-1) at No. 6 Washington (2-0)

Game No. 3

Sept. 16, 2017 • Husky Stadium (70,138) - Seattle, Wash. / 6:30 p.m. PT

Radio: 940 AM ESPN/1600 AM ESPN Deportes | TV: Pac-12 Network | Live Stats: gobulldogs.com

QUICK FACTS

COACHES:

Jeff Tedford (Fresno State, 1992)

Fresno State Record..... 1-1

Career Record..... 83-58

Chris Petersen (UC Davis, 1988)

Washington Record..... 29-14 (4th season)

Career Record..... 121-26

SERIES: Washington leads 2-1

OFFENSIVE QUICK FACTS:

	Fresno St.	Washington
Scoring	38.0	46.5
Rushing	128.5	148.5
Passing	315.0	288.5
Total	443.5	437.0
KO Return	23.9	17.7
3rd Down Conv.	48%	37%
4th Down Conv.	0%	100%

DEFENSIVE QUICK FACTS:

	Fresno St.	Washington
Scoring	20.5	10.5
Rushing	137.5	81.0
Passing	173.5	155.0
Total	311.0	236.0
Net Punting	39.7	34.6
Opp. 3rd Down Conv.	27%	31%
Opp. 4th Down Conv.	50%	57%

* Stats reflect through Sept. 10, 2017

Media Coverage

TV: Pac-12 Network

Play-by-Play: Ted Robinson; Analyst: Yogi Roth; Sideline: Jill Savage

RADIO: 940 AM ESPN Radio; Gameday Live (3:30 p.m.); Pregame Show (5:30 p.m.)

Play-by-Play: Paul Loeffler; Analyst: Pat Hill; Sideline: Cameron Worrell

ESPN Deportes (1600 AM) in Spanish

Play-by-Play: Jesse Beltran; Analyst: Octavio Duarte

SATELLITE RADIO: Sirius Ch. 145, XM Ch. 197, and Sirius/XM Internet Ch. 959

Headlines

→ Fresno State's contest at Washington this weekend will finish what is back-to-back games against teams that played in the College Football Playoff in 2016 (at Alabama, Sept. 9).

→ The Bulldogs' game against Washington on Saturday will mark its 13th contest against a Top 10-ranked opponent since 1992.

→ Coach Tedford returns to Washington where he served as a consultant in 2016 under UW head coach Chris Petersen. Tedford also shared the same sideline with Petersen from 1998-2000 at Oregon (Tedford offensive coordinator, Petersen asst. coach/WRs).

→ Coach Tedford, a former 11-year head coach at Cal, will coach his 100th game against a current Pac-12 opponent on Saturday.

→ Fresno State's last trip to Husky Stadium ended in a 21-20 defeat in 2006, but the Bulldogs' 2004 trip was a 35-16 win - one of 13 losses suffered by UW to non-Pac-10/Pac-12 foes in Husky Stadium since 1981.

→ Fresno State is 25-44 against the 12 current members of the Pac-12, posting a 10-26 record on the road.

→ Thirty-two Bulldogs have seen their first game action while at Fresno State this season.

→ Seven players saw their first career starts in a Bulldog uniform in the season opener.

→ Jeffrey Allison had a breakout game last time out at Alabama, leading Fresno State with a career-high 14 tackles (7 solo) as well as his first career sack.

→ KeeSean Johnson ranks amongst the best in the nation in three categories: 24th in receptions per game (7.5), 49th in receiving yards (175) and 51st in receiving yards per game (87.5)

2017 FRESNO STATE SCHEDULE

Date	Opponent	Opponent Ranking*	Time/Result	Record	Series	Note
Sept. 2	Incarinate Word	-	W, 66-0	0-2	1-0	'Dogs pitch first shutout since 2009 in Tedford's debut
Sept. 9	at Alabama [ESPN2]	#1/#1 -	L, 41-10	2-0	0-1	Fresno State drops to 0-3 all-time against No. 1 ranked teams
Sept. 16	at Washington [PAC-12 Net.]	#6/#6 -	6:30 p.m.	2-0	1-2	Last visited Husky Stadium in 2006, suffered 21-20 loss
Sept. 30	Nevada^ [AT&T/ROOT]	-	7 p.m.	0-2	27-20-1	Nev. owns two-game win streak after 'Dogs won first three MW contests
Oct. 7	at San Jose State^ [ESPN3]	-	4:30 p.m.	1-2	40-37-3	The 'Dogs are seeking their first MW win at Spartan Stadium (0-2)
Oct. 14	New Mexico^# [AT&T/ROOT]	-	7 p.m.	1-1	11-4	FS has won 5-straight in series - longest win streak against any MW team
Oct. 21	at San Diego State^ [CBSSN]	RV/RV -	7:30 p.m.	2-0	23-29-4	FS holds a 1-1 record in trips to San Diego since joining the MW
Oct. 28	UNLV^ [AT&T/ROOT]	-	7 p.m.	1-1	13-6	The Bulldogs have not lost to the Rebels at home since 1983
Nov. 4	BYU [ESPN Networks]	-	TBA	1-2	5-5	'Dogs are 3-2 at home in the series; last hosted BYU in 1998 (W, 31-21)
Nov. 11	at Hawai'i^	-	8 p.m.	2-1	26-22-1	FS has won 4-straight at Hawai'i, last loss vs. UH on the Islands was in 2007
Nov. 18	at Wyoming^ [AT&T/ROOT]	-	11 a.m.	1-1	5-5	Last visit to Laramie was in 2013; the No. 17 Bulldogs won 48-10
Nov. 25	Boise State^ [CBSSN]	RV/RV -	12:30 p.m.	1-1	5-13	FS and BSU to face off for first time since 2014 MW Championship Game

Key: *AP Poll/USA Today Coaches Poll (2017 preseason rankings); ^ MW Game; # homecoming

REFERENCE: "Fresno State" (never: FSU, FRES, CSUF, Fresno State University or just "Fresno"); ABBREVIATIONS: Fresno St. or FS



MEDIA INFORMATION

Media Availability

Interviews for Bulldog players and coaches will be coordinated through the Fresno State Athletics Communications Office 24 hours in advance to ensure availability.

Contact Matt Burkholder at (559) 278-6186 to make arrangements for interviews with student-athletes and coaches. Freshmen (both true and redshirt) along with any other newcomers to the program will not be allowed to do interviews until after they play in their first game, per team rules.

In-Season Media Interview Schedule

Sunday:

No media.

Monday:

Head Coach Jeff Tedford weekly press conference.

Tuesday:

Players day: players after practice.

Wednesday/Thursday:

Head Coach Jeff Tedford and assistants after practice.

Friday:

No media.

Saturday:

Post-game only.

Weekly Media Conference

Fresno State's weekly media conference will be held at 11 a.m. in the Josephine Theater inside the Duncan Building on Mondays during the football season. The press conference is open to credentialed members of the media only. The media conference can be viewed live via the Mountain West Network.

ESPN Coaches Show

The weekly radio show airs live on ESPN Radio (940 AM) with host Paul Loeffler. The Dog House Grill on Shaw Ave. hosts the show from 6-7 p.m. each Wednesday of a game week.

Football Email List

If you would like to be added to the Bulldog football email list to receive breaking news about the team, please contact Matt Burkholder.

Fresno State Athletics Communications

5305 N. Campus Drive NG 27

Fresno, CA 93740

Phone: (559) 278-6873

Fax: (559) 347-9415

Tickets: (559) 278-DOGS (3647)

Press Box: (559) 278-5959

ATHLETICS COMMUNICATIONS:

FB Contact.....Matt Burkholder

Email.....mburkholder@csufresno.edu

Office.....559-278-6186

Cell.....559-862-3771

Secondary Contact.....Josh Mitchell

Email.....jomitchell@csufresno.edu

Office.....559-278-7301

Cell.....559-389-1960

gobulldogs.com

collegepressbox.com
SINCE 2005 EVERYTHING BUT THE PRE-GAME MEAL

They play who back-to-back ?

Fresno State's contest at Washington this weekend will finish what is back-to-back games against teams that played in the College Football Playoff in 2016. The Bulldogs traveled to Tuscaloosa last Saturday for a contest at No. 1 Alabama and fell 41-10. Looking back on teams to have faced a similar schedule in the three years of the CFP, there have been three others, but all are Power 5 teams.

Fresno State

2017—at Alabama, at Washington

Florida State

2017— at Clemson, vs. Alabama

Florida

2015—Florida State, vs. Alabama

Auburn

2017—at Clemson, Alabama

2016—Clemson, at Alabama

Fresno State vs. No. 1 ranked teams

The Bulldogs faced the nation's No. 1-ranked team for the third time in the program's history last time out. The Alabama Crimson Tide defeated Fresno State 41-10 in front of 101,127 fans at Bryant-Denny Stadium and dropped to 0-3 all-time against top-ranked teams. The two previous occasions were against USC in 2005, falling 50-42, and against Oklahoma in 2003, dropping that contest 52-28. Interestingly enough, those two seasons (2003/2005) are also the only times that Fresno State has played the eventual Heisman Trophy winner in a season as OU quarterback Jason White picked up the hardware in 2003 and USC running back Reggie Bush took home the award in 2005.

Scouting Washington

Currently sitting sixth in both the Associated Press and the USA Today Coaches Poll, the Washington Huskies bring a 2-0 record into Saturday's game against the 'Dogs. A College Football Playoff participant in 2016 after winning the Pac-12 Championship, the Huskies have picked up where they left off a season ago, opening the season on the road at Big 10 foe Rutgers on Sept. 1, winning 30-14, before defeating FCS foe Montana in its home opener last Saturday, 63-7.

Led by junior quarterback Jake Browning, the 2016 Pac-12 Offensive Player of the Year, the Huskies are averaging 46.5 points per game to rank 13th in the nation. The Huskies average 437.0 yards per game with 288.5 yards coming through the air and 148.5 yards on the ground. Browning has completed 39-of-56 passes for 543 yards and four touchdowns and has added a score on the ground through two games. Senior wide receiver Dante Pettis, a Second-Team All-Pac-12 selection in 2016, leads the team in receptions (7) and receiving yards (117) and has added 147 yards on punt returns - including two punt returns for touchdowns.

On defense, the Huskies rank sixth in the country with four interceptions and are 13th in the nation in total defense, allowing 236.0 yards per game, and scoring defense, allowing 10.5 points per game. Junior linebacker Ben Burr-Kirven has been a tackling machine so far in 2017 making 21 stops, two tackles for a loss, and a sack, while redshirt freshman defensive back Bryon Murphy has had a pair of interceptions - both against Rutgers.

Washington tough at home

Since 1981, the Huskies are 66-13 against non-Pac-10/Pac-12 foes in Husky Stadium with one of those 13 losses coming at the hands of the Bulldogs in 2004 when the 'Dogs won 35-16 in both team's season openers. Currently, UW is 17-2 over its last 19 home nonconference games and are currently on a 15-game winning streak dating back to Sept. 18, 2010 when they fell 56-21 to No. 8 Nebraska.

'Dogs vs. Top 10 Ranked Foes

The Bulldogs' game against Washington on Saturday will mark its 13th contest against a Top 10-ranked opponent since 1992. Currently sitting sixth in the both the Associated Press and Coaches polls, Saturday's matchup with the Huskies will mark the first time in program history Fresno State has seen Top 10 opponents in back-to-back weeks and only the third time in a season that they have played two teams in the top 10 in the same season. The 'Dogs hosted No. 10 Wisconsin and went to No. 8 Boise State in 2008 and traveled to No. 10 Nebraska and hosted No. 5 Boise State in 2011.





'Dogs vs. current members of the Pac-12

- Fresno State is 25-44 against the 12 current members of the Pac-12, posting a 10-26 record on the road.
- The most recent matchup with a Pac-12 program came on Sept. 19, 2015 when the 'Dogs hosted No. 21 Utah, falling 45-24 at Bulldog Stadium.
- The most commonly-played Pac-12 opponent has been Oregon State, who the 'Dogs have squared off with 13 times, followed by 11 games against Utah, nine contests with Oregon and eight times against UCLA.
- All three times the 'Dogs have faced UW, each have been on the road, most recently in 2006.
- The Bulldogs will see opponents from the Pac-12 for the next eight seasons as the 2018 through 2025 schedules feature at least one contest against a Pac-12 program.

FRESNO STATE VS. THE PAC-12					
School	Record	Home	Road	Neutral	Last meeting
Arizona	2-0	-	2-0	-	9/1/84
Arizona State	0-3	0-1	0-2	-	1941
California	2-1	1-0	1-0	0-1	9/3/11
Colorado	2-4	1-0	1-3	0-1	9/15/12
Oregon	2-7	1-2	1-5	-	9/8/12
Oregon State	8-5	6-0	2-5	-	9/5/03
Stanford	0-3	0-1	0-2	-	1928
UCLA	2-6	1-6	-	1-0	9/27/08
USC	1-3	0-2	-	1-1	8/30/14
Utah	4-7	3-1	1-5	0-1	9/19/15
Washington	1-2	-	1-2	-	9/16/06
Washington State	1-3	0-1	1-2	-	9/10/94
	25-44	13-14	10-26	2-4	

Back-to-back tough road crowds

After playing in front of more than 101K fans at Alabama on Saturday, the 'Dogs will see another hostile crowd this weekend at Washington. With a seating capacity of 70,138 at Husky Stadium, it will be the first time the Bulldogs could potentially play in front of 70,000 or more fans on back-to-back weekends in program history and it will be only the second time the 'Dogs have played in front of two crowds that large in the same season. Fresno State played in front of 103,860 at No. 12 Tennessee to open the 2003 season and after a home game against Oregon State traveled to No. 1 Oklahoma which had a crowd of 83,091.

Tedford & Peterson connection

Even though they have never faced one another as opponents on the field, Bulldog head coach Jeff Tedford and Washington head coach Chris Petersen are familiar with one another as they spent three years together coaching at Oregon from 1998-2000, as well as Tedford joining Petersen's staff in 2016 as a consultant. Tedford was the Ducks' offensive coordinator while Peterson was the wide receivers coach. Peterson moved on to Boise State in 2001 to be the Broncos' offensive coordinator while Tedford stuck around Eugene for one more season before leaving in 2002 to be the head coach at Cal. Oregon went 27-9 during the pair's three seasons together and claimed a share of the 2000 Pac-10 title with Washington and Oregon State.

Tedford's time with Washington

Bulldog head coach Jeff Tedford spent the 2016 season with the Washington Huskies helping them capture the 2016 Pac-12 championship and earn a berth in the College Football Playoff. An offensive consultant for the Huskies, although not on the coaching staff, Tedford aided in helping UW have a potent offense led by 2016 Pac-12 Offensive Player of the Year, Jake Browning. The Huskies, who went 12-2, averaged 41.8 points per game and scored more than 40 points in 10 games.

THE MOUNTAIN WEST

2017 MW Predicted Order of Finish (announced July 25)

West Division	1st-place votes	Points
1. San Diego State	28	168
2. Hawai'i	-	135
3. UNLV	-	105
4. Nevada	-	79
5. San Jose State	-	54
6. Fresno State	-	47

Mountain Division	1st-place votes	Points
1. Boise State	21	161
2. Colorado State	6	135
3. Wyoming	1	114
4. Air Force	-	82
5. New Mexico	-	68
6. Utah State	-	28

2017 Mountain West Football Preseason All-Conference Team

OFFENSE

QB	Josh Allen**	Jr.	Wyoming
WR	Michael Gallup*	Sr.	Colorado State
WR	Devonte Boyd	Sr.	UNLV
RB	Rashaad Penny*	Sr.	San Diego State
RB	Tyrone Owens	Jr.	New Mexico
OL	Jake Bennett**	Sr.	Colorado State
OL	Austin Corbett**	Sr.	Nevada
OL	Dejon Allen**	Sr.	Hawai'i
OL	Aaron Jenkins	Jr.	New Mexico
OL	Mason Hampton	Sr.	Boise State
TE	David Wells**	Sr.	San Diego State

DEFENSE

DL	David Moa*	Jr.	Boise State
DL	Malik Reed**	Jr.	Nevada
DL	Garrett Hughes*	Sr.	New Mexico
DL	Mike Hughes, Jr.	Sr.	UNLV
LB	Jahlani Tavai*	Jr.	Hawai'i
LB	Logan Wilson	So.	Wyoming
LB	Frank Ginda	Jr.	San José State
DB	Andrew Wingard*	Jr.	Wyoming
DB	Andre Chachere*	Sr.	San José State
DB	Tyler Horton	Jr.	Boise State
DB	Trayvon Henderson	Sr.	Hawai'i

SPECIALISTS

P	Michael Carrizosa	Sr.	San José State
PK	John Baron II*	Jr.	San Diego State
RET	Rashaad Penny*	Sr.	San Diego State

Offensive Player of the Year:

Josh Allen, Jr., QB, Wyoming

Defensive Player of the Year:

Andrew Wingard, Jr., DB, Wyoming

Special Teams Player of the Year:

Rashaad Penny, Sr., KR, San Diego State

* - Member of the 2016 All-MW First Team

** - Member of the 2016 All-MWT Second Team





AROUND THE MOUNTAIN WEST

2017 MW Standings

Mountain Division	MW		Overall	
	W	L	W	L
Air Force	0	0	1	0
Colorado State	0	0	2	1
Boise State	0	0	1	1
New Mexico	0	0	1	1
Utah State	0	0	1	1
Wyoming	0	0	1	1

West Division	MW		Overall	
	W	L	W	L
San Diego State	0	0	2	0
Hawai'i	0	0	2	1
Fresno State	0	0	1	1
UNLV	0	0	1	1
San Jose State	0	0	1	2
Nevada	0	0	0	2

Mountain West Records

(Since Fresno State Joined MW in 2012)

	MW		Overall	
	W	L	W	L
San Diego State	32	8	48	21
Boise State	31	9	51	17
Colorado State	24	16	37	28
Air Force	21	19	37	29
Fresno State	21	19	31	35
Utah State	19	13	29	25
Nevada	18	22	30	35
Wyoming	16	24	24	39
New Mexico	15	25	28	37
San Jose State	14	19	20	31
UNLV	13	27	19	45
Hawai'i	8	32	19	47

* denotes team joined MW in 2013

Mountain West Records - Home Games only

(Since Fresno State Joined MW in 2012)

	Overall		
	W	L	Pct.
Boise State	29	3	.906
Air Force	25	7	.781
San Diego State	27	8	.771
Utah State	19	6	.760
Colorado State	22	9	.710
Fresno State	21	11	.656
Nevada	17	14	.548
Wyoming	17	15	.531
New Mexico	17	18	.586
San Jose State	12	12	.500
Hawai'i	15	19	.441
UNLV	13	20	.394

Tedford vs. Current members of the Pac-12

- Coach Tedford will coach his 100th game against a current Pac-12 opponent on Saturday and is 52-47 against the 12 members of the league. He was 50-45 in conference games while at Cal. Colorado and Utah joined the conference in 2011, Tedford was 2-2 in nonconference contests vs. those teams before becoming conference foe.

- During his tenure at Cal from 2002-12, he squared off with Washington 11 times and posted a 6-5 mark (3-3 at Husky Stadium).

TEDFORD VS. THE PAC-12 (AT CAL)				
School	Record	Home	Road	Neutral
Arizona	5-4	4-1	1-3	-
Arizona State	8-2	4-1	4-1	-
California	-	-	-	-
Colorado	2-0	1-0	1-0	-
Oregon	4-6	3-2	1-4	-
Oregon State	3-8	1-4	2-4	-
Stanford	7-4	4-2	3-2	-
UCLA	7-4	6-0	1-4	-
USC	1-10	1-4	0-6	-
Utah	1-3	1-0	0-2	0-1
Washington	6-5	3-2	3-3	-
Washington State	8-1	4-1	4-0	-
	52-47	32-17	20-29	0-1

* Cal played Utah in the 2009 Poinsettia Bowl in San Diego with the Utes topping Cal 37-27

- Tedford picked up wins in Seattle in his first three trips in 2002, 2004 and 2005 before losing his final three times in the Emerald City in 2007, 2009 and 2011.

- His win in 2002 came when the Huskies were ranked No. 15, winning 34-27 in front of 71,337 fans. The win in 2004 came when the Golden Bears were ranked No. 5 in the nation, winning 42-12, and in a 2005 win, 56-17, when they were ranked No. 16.

East Coast linebacker shines east of the Mississippi

Miami, Florida native Jeffrey Allison had a breakout game last time out at No. 1 Alabama, posting a career-high 14 tackles (7 solo). He also logged his first career sack in the contest. Allison is a true sophomore after seeing action in all 12 games as a true freshman. In 2016 he finished with 21 tackles - his season-high was seven tackles on Oct. 8 at Nevada.

Allison notes from contest at No. 1 Alabama:

- Led the Bulldogs with a career-high 14 tackles (7 solo).
- Eight of the 14 tackles came in the first quarter; 11 of the 14 were in the first half alone.
- Recorded first career sack in the second quarter, totaling a loss of eight yards - which set up an Alabama punt.
- Four tackles were tallied taking down scrambling quarterback Jalen Hurts while four were accumulated taking down running back Bo Scarbrough.
- Stopped a 3rd-and-goal from the 2 (solo tackle) to force a field goal in the third quarter.

Preaching discipline

WEEK-BY-WEEK PENALTIES AGAINST

Sept. 2 vs. UIW: 3-for-15 yards
Sept. 9 at Alabama: 1-for-6 yards

In 2016, Fresno State ranked 57th overall in the nation (No. 7 in MW) in fewest penalties, with 76 in 12 games. The 'Dogs committed 6.33 infractions per game which was 73rd nationally (No. 9 in MW). With Jeff Tedford and his staff preaching discipline in their first season, Fresno State has committed just four penalties in its first two games. The 'Dogs four penalties and two penalties per game both rank second in the Football Bowl Subdivision and first in the Mountain West.

Taking care of the ball

With 18 turnovers in 2016, Fresno State has found itself taking care of the football through its opening two games. With a ranking of No. 47 in the FBS last year, and ninth in the MW, the Bulldogs have lost one turnover through two games in 2017, an interception with 7:52 on the clock in fourth quarter at Alabama, a team that ranked fifth in the FBS in 2016 in takeaways.

Team Captains

Seniors Aaron Mitchell (OL) and Malik Forrester (DT) were named the Bulldogs' 2017 captains prior to the season opener. The duo will be the team's permanent captains while two others will be named on a game-by-game basis.

WEEK-BY-WEEK ELECTED CAPTAINS

Sept. 2: KeeSean Johnson/DeShawn Potts
Sept. 9: James Bailey/Da'Mari Scott





Leading the Offense

Despite added competition this fall at quarterback, sophomore Chason Virgil has maintained the starting role, running the Bulldogs' offense for all but one series at No. 1 Alabama and saw the better part of action in the season opener. Virgil completed 21-of-34 passes against the Crimson Tide, the third-most completions in a game during his career. His 61.8 completion percentage was the highest in his 13 career starts at Fresno State.

Of the five quarterbacks on the Fresno State roster, Virgil is the only Bulldog in that group that was a member of the team a season ago. Virgil was named the game one starter on August 27 and continues to be at the top of the depth chart heading into week three.

→ New to the fold...

- Marcus McMaryion joined the group late in fall camp, August 12, after transferring from Oregon State where he completed his undergraduate degree. The Dinuba, Calif. native played in 13 games as a Beaver, starting seven, while totaling 1,689 yards and 11 touchdowns. Last year, McMaryion started the last six games of the season which included back-to-back wins to end the year against Arizona and Oregon. He threw for 1,286 yards and 10 touchdowns in eight games on the year.
- Jorge Reyna, head coach Jeff Tedford's first commitment after taking the job, was the Metro League Offensive Player of the Year in 2016 after passing for 3,646 yards and 39 touchdowns at West Los Angeles College. He led all California junior colleges in completions, completion percentage and passing yards per game prior to joining the Bulldogs in the spring.
- The 'Dogs also added freshmen Kyle Lindquist and Brent Bailey to the depth chart.

Walking the talk

Junior wide receiver KeeSean Johnson entered the season as a Biletnikoff Award watch lister and traveled to Mountain West media days to represent Fresno State's offense. Highly touted during the preseason, Johnson has backed up that talk with production on the field over the first two games of the season. The Palo Alto, California native manufactured team bests in receptions the first two games with seven (Ala.) and eight (UIW), respectively, while posting 120 yards in the opener and 55 at Alabama. He leads the team in both categories through two

WHERE K. JOHNSON RANKS...

Receptions per game - 7.5: 24th FBS, 3rd MW
Total Receiving yards - 175 yards: 49th FBS, 6th MW
Receiving yards per game - 87.5: 51st FBS, 8th MW

games with 15 receptions and 175 receiving yards. Johnson has also caught at least one pass in 24-straight games.

First time participation/true freshmen starters

- Thirty-two Bulldogs have seen their first game action while at Fresno State this season.
- Seven players saw their first career starts in a Bulldog uniform in the season opener.
- 15 freshmen have seen action for the first time, including six true freshmen.

First Time Starters

1. RB Ronnie Rivers (Fr.)
2. OL Netane Muti (RFr.)
3. DB Juju Hughes (So.)
4. DB Jaron Bryant (So.)
5. LB Jeffrey Allison (So.)
6. LB Justin Green (Sr.)
7. DB Johnny Johnson Jr. (Sr.)

First Game Action

1. DE Damien DeGruy (Fr.)
2. RB Jordan Mims (Fr.)
3. DB Arron Mosby (Fr.)
4. RB Ronnie Rivers (Fr.)
5. OL Syrus Tuitele (Fr.)
6. OL Quireo Woodley (Fr.)

First Game Action (cont.)

7. DT Kevin Atkins (RFr.)
8. TE Donte Coleman (RFr.)
9. LB Tainoa Foster (RFr.)
10. DB Kenny Gagnon (RFr.)
11. DE Kevin Jeanniton (RFr.)
12. RB Saevion Johnson (RFr.)
13. OL Netane Muti (RFr.)
14. RB Deonte Perry (RFr.)
15. LS Jacob Westberry (RFr.)
16. WR Derrion Grim (So.)
17. DT Keiti Iakopo (So.)
18. DB Ka'Lonn Milton (RSo.)
19. OL Markus Boyer (Jr.)
20. WR Brian Burt (Jr.)
21. DB Sherman Coleman Jr. (Jr.)

First Game Action (cont.)

22. WR Anthony Grayson (Jr.)
23. TE Gunner Javernick (Jr.)
24. DE Kwami Jones (Jr.)
25. LB Kesomi Mafi (Jr.)
26. DB Maamaloa Mafi (Jr.)
27. QB Marcus McMaryion (Jr.)
28. DE Emeka Ndoh (Jr.)
29. WR Namani Parker (Jr.)
30. OL Shane Game (RJr.)
31. DB Johnny Johnson Jr. (Sr.)
32. DB Ronnie Manning (Sr.)

- In 2016, Fresno State had 30 players see their first game action (seven true freshman).
- In 2015, Fresno State had 30 players see their first game action (four true freshmen).
- In 2014, Fresno State had 22 players see their first game action (eight true freshmen).

QUICK FACTS

GENERAL INFORMATION:

Location.....Fresno, Calif.
Founded.....1911
Enrollment.....24,500
President.....Dr. Joseph I. Castro
Director of Athletics.....Jim Bartko
Senior Woman Administrator.....Carrie Coll
Colors.....Red and Blue
Nickname.....Bulldogs
Conference.....Mountain West

TEAM HISTORY:

First Year of Football.....1921
Seasons.....95
All-Time Record.....589-420-27
All-Time Home Record.....370-173-14
All-Time Away Record.....208-230-13
All-Time Neutral Record
(not including bowl games).....0-2
All-Time Bowl Record.....11-15
All-Time Mountain West Games Only.....21-19
Conference Championships.....27
Last Conference Championship...2013-Mountain West
Bowl Appearances.....26
Last Bowl.....2014-Hawai'i Bowl
All-America Selections.....117
First-Team All-Americans.....18

STADIUM INFORMATION:

Name.....Bulldog Stadium (41,031)
Surface.....FieldTurf
Completed.....1980 (Beginning 37th Full Season)
First Game.....Nov. 25, 1980 vs. Montana State
Record in Stadium.....169-54-2
Largest Crowd.....42,881 (5x in 2001)
Number of 40,000-plus crowds.....33
Last 40,000-plus crowd 9/13/14 vs. Nebraska (41,031)
Press Box Phone.....(559) 278-5959

TEAM INFORMATION:

2016 Overall Record.....1-11
2016 Mountain West Record (Finish).....0-8 (6th, west division)
2016 Bowl.....Did not qualify
2016 Final Ranking.....Unranked
Starters Returning/Lost.....17/8
Offense: 9/2 | Defense: 6/5 | Special Teams: 2/1
Lettermen Returning/Lost.....37/21
Offense: 16/8 | Defense: 18/11 | Special Teams: 3/2
Base Offense.....Pro-Style
Base Defense.....4-3





Return to roots

Did you know Jeff Tedford is one of 21 head coaches to be at the helm of his alma mater?

Head CoachAlma Mater	Head CoachAlma Mater
John Bonamego..... Central Michigan	Mike Neu..... Ball State
Troy Calhoun..... Air Force	Barry Odom..... Missouri
Paul Chryst..... Wisconsin	Mark Richt..... Miami
Pat Fitzgerald..... Northwestern	Nick Rolovich..... Hawaii
Mike Gundy..... Oklahoma State	Scott Satterfield..... Appalachian State
Jim Harbaugh..... Michigan	David Shaw..... Stanford
Bryan Harsin..... Boise State	Kalani Sitake..... BYU
Paul Haynes..... Kent State	Kirby Smart..... Georgia
Kliff Kingsbury..... Texas Tech	Jeff Tedford..... Fresno State
Sean Kugler..... UTEP	Matt Wells..... Utah State
Tim Lester..... Western Michigan	

Dogs with NFL Ties

When it comes to NFL lineage, 10 current Bulldogs have at least one relative who either played in or is currently playing in the NFL. Two 'Dogs, Austin Harper and Leavel Tatum III, each have two family members who have spent time in the league. The 12 players have combined for seven Pro Bowl selections and one All-Pro honor.

Markus Boyer – Mark Boyer (father) 8 seasons
 Austin Harper – T.J. Ward (cousin) 7 seasons, Terron Ward (cousin) 2 seasons
 Kyle Hendrickson – Steve Hendrickson (father) 7 seasons
 Keiti Iakopo – Kelly Talavou (cousin) 3 seasons
 Ronnie Manning – Ricky Manning (uncle) 7 seasons
 Talalemotu Muga – Josh Muga (brother) 7 seasons
 Ka'Lonn Milton – Kevin Hardy (uncle) 9 seasons
 Ronnie Rivers – Ron Rivers (father) 7 seasons
 Robert Stanley – Ronnie Stanley (brother) 1 season
 Leavel Tatum III – Jack Tatum (uncle) 10 seasons, Vestee Jackson (uncle) 8 seasons

Bulldogs in the NFL

Nine former 'Dogs are currently on active NFL rosters and here is a quick look at how each performed in Week 1.

Davante Adams, WR, Packers - Had 3 catches for 47 yards in a 17-9 win at home over Seattle.

Derek Carr, QB, Raiders - Went 22-of-32 passing for 262 yards and added two touchdowns in a 26-16 win at Tennessee.

Chris Carter, LB, Redskins - Did not record any statistics in a 30-17 loss at home vs. Eagles.

Tyler Davison, DT, Saints - Starts his third professional season on Monday at Minnesota.

Ben Jacobs, LB, Panthers - Did not record any statistics in a 23-3 win at San Francisco.

Curtis Riley, DB, Titans - Inactive for 26-16 loss at home vs. Raiders.

Derron Smith, DB, Bengals - Did not record any statistics in a 20-0 loss at home to Baltimore.

Charles Washington, Lions - Made one solo tackle in a 35-23 win at home over the Arizona Cardinals.

Kenny Wiggins, OL, Chargers - Starts his fourth professional season on Monday at Denver.

GAME-BY-GAME

2017 OFFENSE GAME-BY-GAME

RUSHING

Game	Att.	Yds.	TD	Long
UIW	40	199	4	30
@ALA	22	58	0	15
@UW				
NEV				
@SJSU				
UNM				
@SDSU				
UNLV				
BYU				
@UH				
@WYO				
BSU				

PASSING

Game	Passes	Yds.	TD	Long
UIW	23	414	4	65
@ALA	41	216	1	30
@UW				
NEV				
@SJSU				
UNM				
@SDSU				
UNLV				
BYU				
@UH				
@WYO				
BSU				

2017 DEFENSE GAME-BY-GAME

RUSHING DEFENSE

Game	Att.	Yds.	TD	Long
UIW	27	-30	0	11
@ALA	39	305	3	55
@UW				
NEV				
@SJSU				
UNM				
@SDSU				
UNLV				
BYU				
@UH				
@WYO				
BSU				

PASSING DEFENSE

Game	Passes	Yds.	TD	Long
UIW	31	155	0	34
@ALA	27	192	2	24
@UW				
NEV				
@SJSU				
UNM				
@SDSU				
UNLV				
BYU				
@UH				
@WYO				
BSU				

SACKS/TFLS

Game	Sacks	Yds.	TFL	Yds.
UIW	2	20	9.0	45
@ALA	1	8	4.0	19
@UW				
NEV				
@SJSU				
UNM				
@SDSU				
UNLV				
BYU				
@UH				
@WYO				
BSU				





Fresno State's offensive line stands out in Tuscaloosa

Noted as one of the country's stoutest defensive lines, Fresno State's offensive line kept its starting quarterback upright for the majority of the contest against Alabama. The consistency of the line could attributed to the success of what is going on in 2017 as the Bulldogs' starting line entered the season with 65 career starts. Through two contests the offensive line has allowed just two sacks, both coming at Alabama. Furthermore, Alabama racked up just 4.0 TFLs against the O-line.

SEASON STARTS BY POSITION - OFFENSIVE LINE (ACTIVE PLAYERS)			
	2017	2016	2015
Left Tackle	Christian Cronk (2)	Christian Cronk (12)	
Left Guard	Netane Muti (2)	Aaron Mitchell (4) Logan Hughes (5)	Aaron Mitchell (12)
Center	Aaron Mitchell (2)	Aaron Mitchell (8)	
Right Guard	Micah St. Andrew (2)	Micah St. Andrew (12)	Micah St. Andrew (5)
Right Tackle	David Patterson (2)	David Patterson (12)	

Spreading the wealth

With a passing offense that ranks No. 2 in the Mountain West and No. 19 in the FBS, the Bulldogs' passing attack has been diverse with 10 receivers catching a pass last Saturday at Alabama. Overall, 12 receivers have caught passes for Fresno State this season. Junior KeeSean Johnson, the team's leader in receptions, totaled a game-high eight receptions against the Crimson Tide while redshirt senior Da'Mari grabbed a career-high seven. Eight other receivers made at least one reception on the afternoon. Receptions were made by four wide receivers, four running backs and two tight ends. The last time the Bulldogs had double-digit numbers in pass catchers was on September 20, 2014 (vs. Southern Utah) when Fresno State had 11 different individuals with at least one reception.

Playing a special role

With details in all aspects being key for the Bulldogs early this season, special team's production has also played a significant role thus far. The 'Dogs rank in the top 40 in the FBS in four categories: No. 8 in blocked kicks (1), No. 23 in kickoff return defense (16.25 yards), No. 32 in punt returns (11.8 yards) and No. 36 in kickoff returns (23.88 yards). Individually Da'Mari Scott is No. 26 in yards per kickoff return (27.2) and No. 34 in kickoff return yards (136), Deonte O'Neal is No. 18 in yards per punt return (13.3), Blake Cusick is No. 40 in yards per punt (42.2) and Jimmy Camacho is No. 56 in scoring per game (9.0).

Offensive production, then and now

GAME-BY-GAME FIRST DOWNS (2017)

Opponent	(BY QUARTER)	TOTAL
Incarnate Word.....	(5-8-9-4).....	26
at Alabama.....	(3-4-3-8).....	18

CUMULATIVE YARDAGE GAINED BY QUARTER (2017)

Opponent	1Q	2Q	3Q	4Q	OT
Incarnate Word	160	361	553	613	--
at Alabama	67	121	158	274	--

GAME-BY-GAME FIRST DOWNS (2016)

Opponent	(BY QUARTER)	TOTAL
at Nebraska	(3-6-2-6).....	17
Sacramento State	(5-7-5-10).....	27
at Toledo	(0-3-3-1).....	7
Tulsa	(6-4-6-4-0)	20
at UNLV	(5-3-3-4).....	15
at Nevada.....	(7-2-8-8).....	25
San Diego State.....	(2-2-3-3).....	10
at Utah State.....	(7-6-5-5).....	23
Air Force.....	(3-8-3-4).....	18
at Colorado State.....	(0-2-3-7).....	12
Hawai'i	(1-6-5-8).....	20
San Jose State.....	(2-8-0-2).....	12

CUMULATIVE YARDAGE GAINED BY QUARTER (2016)

Opponent	1Q	2Q	3Q	4Q	OT
at Nebraska	48	146	191	274	--
Sacramento St.	86	203	309	474	--
at Toledo	8	73	165	254	--
Tulsa	125	277	369	450	453
at UNLV	77	173	294	360	--
at Nevada	106	181	318	452	--
San Diego St.	30	74	138	217	--
at Utah State	85	159	236	319	--
Air Force	128	227	311	349	--
at CSU	20	68	127	232	--
Hawai'i	35	118	185	322	--
San Jose State	84	198	224	245	--

FRESNO STATE FBS RANKINGS

3rd Down Conversion Pct (129 ranked)	29
3rd Down Conversion Pct Defense (129 ranked)	32
4th Down Conversion Pct (96 ranked).....	96
4th Down Conversion Pct Defense (115 ranked).....	54
Completion Percentage (129 ranked).....	49
Fewest Penalties (129 ranked)	2
Fewest Penalties Per Game (128 ranked)	2
Fewest Penalty Yards (129 ranked).....	2
Fewest Penalty Yards Per Game (129 ranked).....	2
First Downs Defense (129 ranked)	59
First Downs Offense (129 ranked).....	50
Fumbles Lost (129 ranked).....	1
Fumbles Recovered (50 ranked).....	50
Kickoff Return Defense (129 ranked).....	23
Kickoff Returns (126 ranked)	36
Net Punting (129 ranked).....	49
Passes Had Intercepted (128 ranked).....	32
Passes Intercepted (67 ranked).....	67
Passing Offense (129 ranked).....	19
Passing Yards Allowed (129 ranked).....	45
Passing Yards per Completion (129 ranked).....	55
Punt Return Defense (129 ranked).....	72
Punt Returns (129 ranked).....	32
Red Zone Defense (94 ranked).....	67
Red Zone Offense (129 ranked).....	99
Rushing Defense (129 ranked).....	65
Rushing Offense (129 ranked).....	93
Sacks Allowed (129 ranked).....	9
Scoring Defense (129 ranked)	53
Scoring Offense (128 ranked).....	39
Tackles for Loss Allowed (129 ranked)	16
Team Passing Efficiency (129 ranked).....	40
Team Passing Efficiency Defense (129 ranked)	59
Team Sacks (117 ranked).....	75
Team Tackles for Loss (127 ranked).....	57
Time of Possession (129 ranked).....	49
Total Defense (129 ranked).....	45
Total Offense (129 ranked).....	50
Turnover Margin (129 ranked).....	43
Turnovers Gained (106 ranked).....	78
Turnovers Lost (129 ranked).....	12

WASHINGTON FBS RANKINGS

3rd Down Conversion Pct (129 ranked)	82
3rd Down Conversion Pct Defense (129 ranked)	44
4th Down Conversion Pct (96 ranked).....	1
4th Down Conversion Pct Defense (115 ranked).....	86
Completion Percentage (129 ranked).....	19
Fewest Penalties (129 ranked)	66
Fewest Penalties Per Game (128 ranked)	60
Fewest Penalty Yards (129 ranked).....	72
Fewest Penalty Yards Per Game (129 ranked).....	66
First Downs Defense (129 ranked)	36
First Downs Offense (129 ranked).....	61
Fumbles Lost (129 ranked).....	1
Fumbles Recovered (50 ranked).....	23
Kickoff Return Defense (129 ranked).....	43
Kickoff Returns (126 ranked)	93
Net Punting (129 ranked).....	104
Passes Had Intercepted (128 ranked).....	32
Passes Intercepted (67 ranked).....	6
Passing Offense (129 ranked).....	33
Passing Yards Allowed (129 ranked).....	31
Passing Yards per Completion (129 ranked).....	30
Punt Return Defense (129 ranked).....	41
Punt Returns (129 ranked)	2
Red Zone Defense (94 ranked)	94
Red Zone Offense (129 ranked).....	1
Rushing Defense (129 ranked).....	23
Rushing Offense (129 ranked).....	78
Sacks Allowed (129 ranked).....	9
Scoring Defense (129 ranked)	13
Scoring Offense (128 ranked).....	13
Tackles for Loss Allowed (129 ranked)	16
Team Passing Efficiency (129 ranked).....	18
Team Passing Efficiency Defense (129 ranked)	33
Team Sacks (117 ranked).....	28
Team Tackles for Loss (127 ranked).....	28
Time of Possession (129 ranked).....	106
Total Defense (129 ranked).....	13
Total Offense (129 ranked).....	54
Turnover Margin (129 ranked).....	3
Turnovers Gained (106 ranked).....	3
Turnovers Lost (129 ranked).....	12





Big Play Ability

Junior Jamire Jordan has picked up where he left off last season as the Bulldogs' big play threat on offense. The sophomore is averaging 23.7 yards per catch on the year, raising his career average to 14.1 yards per reception. Of his three catches in 2017, two have gone for 20-plus yards, which includes a 40-yard reception and a 24-yard touchdown catch during the season opener.

- Twenty percent of Jordan's career receptions have gone for at least 20 yards.
- Jordan has eight receptions of at least 40 yards and five of at least 50 yards.
- Six of Jordan's eight career receiving touchdowns have been at least 20 yards.

A Versatile Threat

A threat all over the field, redshirt senior Da'Mari Scott has been a welcomed addition to the Bulldogs' squad for 2017. Scott has posted 245 all-purpose yards through two games, including matching his career-high of 171 yards versus No. 1 Alabama (9/9), which he last posted on Sept. 19, 2015 versus No. 21 Utah. Scott totaled five games with over 100 all-purpose yards in 2015 as a junior. Scott redshirt in 2016.

Fresno native on Washington

One of 47 California natives on the Husky roster, Washington sophomore defensive lineman Ricky McCoy (#91) is a redshirt sophomore for the Huskies and a Fresno native after graduating from Roosevelt High School in 2015 (Fresno State's Deonte O'Neal attended Bullard HS in Fresno). McCoy, who also played at Bullard High School in Fresno, redshirted the 2015 season before playing in two games in 2016. McCoy saw his first game action of the 2017 against Montana last Saturday recording a solo tackle.

Jimmy Camacho seizes field goal duties

A season ago while Jimmy Camacho watched from the sideline, junior Kody Kroening went 15-of-17 on field goal attempts for the 'Dogs and was named a Lou Groza Award semifinalist and entered his senior season on the Groza Award watch list. Camacho, also a senior, came out on top of fall camp as the team's field goal kicker and went 2-of-2 in the season opener (8-of-8 PAT), including a career-long 47 yarder. Camacho went 1-of-1, hitting from 28 yards at Alabama, and converted one PAT. Camacho transferred to Fresno State in 2015 and split kicking duties with Kroening when the two were sophomores. Camacho went 2-of-4 as a sophomore and did not log an attempt as a junior.

You can count on me

Since their respective redshirt freshman seasons, juniors KeeSean Johnson and Jamire Jordan have been steady pass catchers for Bulldog quarterbacks. Jordan has caught a pass in every game he has played (26) while Johnson has gone without a catch once during his two-year FS playing career - his second career game at Ole Miss in 2015. Johnson has logged catches in 24-straight games. The two Bulldogs are amongst a group of 16 individuals in the nation with 24 or more consecutive receptions.

→ The Bulldogs are the only Mountain West team with two returning receivers (Johnson and Jordan) that had more than 45 catches last season.

Five 'Dogs on National Preseason Watch Lists

During the offseason leading into their respective 2017 campaigns, five bulldogs were named to national preseason watchlists:

- Aaron Mitchell (Rimington Trophy Watch List)
- Kody Kroening (Lou Groza Collegiate Place-Kicker Award)
- KeeSean Johnson (Biletnikoff Award)
- Nela Otukolo (Polynesian College Football Player of the Year Award)
- Chason Virgil (Earl Campbell Tyler Rose Award)

2017 ACTIVE STREAK OF CONSECUTIVE GAMES WITH A RECEPTION

Player, School	Games
Allen Lazard, Iowa State	37
James Washington, Oklahoma State	34
Calvin Ridley, Alabama	32
Ryan Yurachek, Marshall	31
Jaylen Samuels, NC State	30
Phil Mayhue, Memphis	29
Christian Kirk, Texas A&M	28
Richie James, Middle Tennessee	28
Jonathan Duhart, Old Dominion	28
Cody Thompson, Toledo	27
Anthony Miller, Memphis	26
Jamire Jordan, Fresno State	26
Courtland Sutton, SMU	26
Antonio Callaway, Florida	24
KeeSean Johnson, Fresno State	24
Jalen McCleskey, Oklahoma State	24

Fresno State honors Derek Carr

At Fresno State's season opener, Derek Carr was in attendance to have his jersey retired - becoming the seventh person in the 95-year history of the program. He joins the likes of his brother David Carr, as well as Trent Dilfer, Henry Ellard, Dale Messer, Vince Petrucci and Kevin Sweeney. His brother David, and family, was in attendance as well as Fresno State alum and close friend Paul George for the celebration.

→ Fresno State is the only school that can claim selections for the NFL Pro Bowl (Derek Carr), NBA All-Star Game (Paul George) and MLB All-Star Game (Aaron Judge) from the last calendar year.





JEFF TEDFORD

HEAD COACH

1ST SEASON | FRESNO STATE (1992)

Jeff Tedford, 55, was named the 19th head football coach in Fresno State history on Nov. 10, 2016 and was introduced to the Red Wave by Director of Athletics Jim Bartko at a press conference on Nov. 11, 2016.

Tedford, a former Bulldog quarterback and Fresno State assistant coach, returned to the Valley after holding the position of offensive consultant for the Washington Huskies – a 2016 College Football Playoff team.

Tedford assumed the role of acting head coach on Nov. 27, following the conclusion of the 2016 season as interim head coach Eric Kiesau carried out his duties for the remaining two games following Tedford's introduction.

Tedford, who is a proven winner on the West Coast, comes to the Valley with 11 years of head coaching experience at the Division I level – having led the California Golden Bears to 82 wins from 2002-2012. He left as the school's all-time winningest coach.

Tedford's ties to the Valley and Fresno State run deep. He played quarterback at Fresno State in 1981-82 under Jim Sweeney and coached at Fresno State under Sweeney from 1987-88 and 1992-96, and under a then-first-year head coach Pat Hill in 1997.

Tedford's coaching career started at Fresno State, volunteering as an assistant for the 1987-88 seasons, from there he picked up his first full-time position as an assistant for the Calgary Stampeders of the Canadian Football League – a familiar league in which he played quarterback for six seasons after his collegiate career at Fresno State.

He returned to Fresno State in 1992 as the quarterbacks coach and served as the offensive coordinator for the

Bulldogs over the ensuing five seasons.

Tedford held the same position at Oregon (1998-2001) before he became the head coach at Cal. He was named the Pac-10 coach of the year twice, led the Golden Bears to a school record seven consecutive bowl games and to a conference title in 2006.

Following Tedford's stint at Cal, he moved on to the NFL in 2014 as the Tampa Bay Buccaneers' offensive coordinator. The stop did not last long due to health issues during the preseason that evolved into an indefinite leave of absence which resulted in the two sides mutually agreeing to part ways.

Tedford made his return to the CFL in 2015 as he was named the head coach of the B.C. Lions. At the conclusion of the season, Tedford elected to exercise an option in his contract to resign and pursue opportunities in college football.

Tedford made his return to college football as an offensive consultant for the Washington Huskies under head coach Chris Peterson in 2016. A relationship rekindled after their time together as assistants at Oregon under then-coach Mike Bellotti. Washington's staff also included associate head coach Bob Gregory, who served as Tedford's defensive coordinator at Cal for eight seasons.

Tedford graduated from Warren High School in Downey and attended Cerritos Junior College for two seasons before becoming the Bulldogs' quarterback in 1981.

He and his wife Donna have two children, Taylor and Quinn.



COACHING EXPERIENCE

Fresno State (2016-Pres.)

- Head Coach

Washington (2016)

- Offensive Consultant

B.C. Lions-CFL (2015)

- Head Coach

Tampa Bay Bucs-NFL (2014)

- Offensive Coordinator

California (2002-12)

- Head Coach

Oregon (1998-01)

- Offensive Coordinator

Fresno State (1992-97)

- Offensive Coordinator/
Assistant Coach (QBs)

Calgary-CFL (1989-91)

- Offensive Assistant

Fresno State (1987-88)

- Volunteer Assistant Coach

Fresno State Assistant Coaches

Offense



Kalen DeBoer
Offensive Coordinator
1st Season at FS



Jamie Christian
Running Backs/
Special Teams Coordinator/
1st Season at FS



Ryan Grubb
Offensive Line/
Run Game Coordinator/
1st Season at FS



Kirby Moore
Wide Receivers
1st Season at FS




Scott Thompson
Tight Ends
1st Season at FS



D.J. Harper
Graduate Assistant
1st Season at FS



Dylan Chmura
Graduate Assistant
1st Season at FS



Brad Vonnahme
Analyst
1st Season at FS

Defense



Orlando Steinauer
Defensive Coordinator
1st Season at FS



Jamar Cain
Defensive Line
1st Season at FS



Bert Watts
Linebackers
1st Season at FS



J.D. Williams
Defensive Backs
1st Season at FS



Matt Lea
Graduate Assistant
1st Season at FS



C.J. McGorisk
Graduate Assistant
1st Season at FS

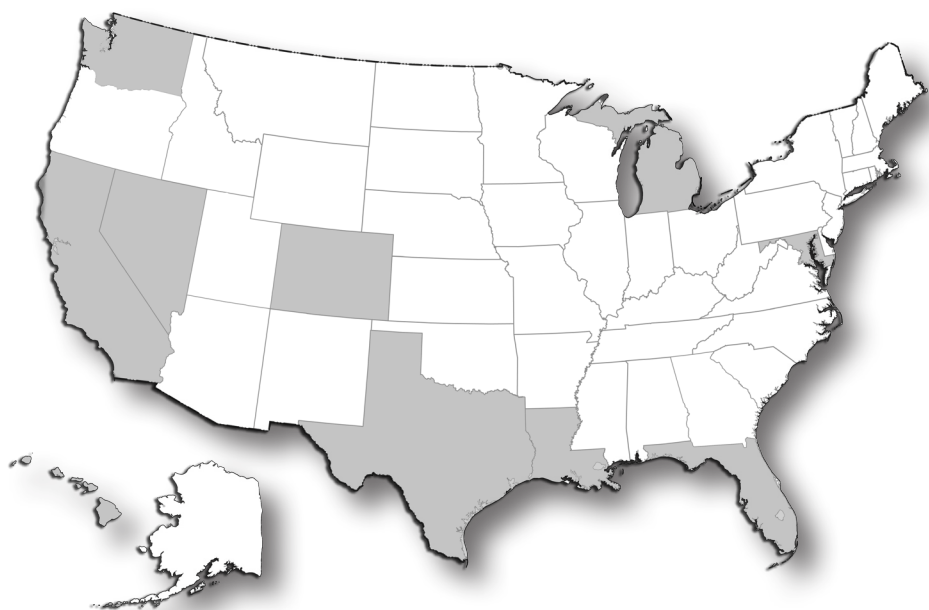


Lucus Gingod
Analyst
1st Season at FS





GEOGRAPHICAL ROSTER

**CALIFORNIA (81)**

Bakersfield:	Chris Coleman
Brentwood:	Ronnie Rivers
Buena Park:	Andrew Wright
Canoga Park:	Deonte Perry
Carson:	Bobby Johnson
	Zelan Tupuola
Chico:	Kyle Lindquist
	Syrus Tuitele
Chino:	Shane Gama
Clovis:	Clayton Alexander
	Josh Hokit
	Tanner Rice
Compton:	Wylan Free
Concord:	Alex Cruz
Corona:	Richard Cage
Dinuba:	Marcus McMaryion
Downey:	Jorge Reyna
Durham:	Cody Pound
East Palo Alto:	Jordan Mims
Escondido:	Kyle Hendrickson
Eureka:	Nathan Madsen
Fountain Valley:	Asa Fuller
Fremont:	Ryan Popolizio
Fresno:	Brent Bailey
	Frank Dalena
	Jasad Haynes
	George Helmuth
	Kevin Jeanniton
	Johnny Johnson, Jr.
	Ronnie Manning
	Ka'Lonn Milton
	Dejonte O'Neal
	Michiah Quick
	Kyle Riddering
	Leevel Tatum III

Hanford:	Juju Hughes
Huntington Beach:	Markus Boyer
	Keiti Iakopo
Inglewood:	Patrick Elima-Jeune
Irvine:	David Patterson
La Puente:	Chris Gaston
La Quinta:	Kenny Gagnon
Lancaster:	Jamire Jordan
Long Beach:	Matt Smith
Los Angeles:	Justin Allen
Modesto:	Chris Brown
	Jackson Finch
	Jared Rice
	Justin Rice
Monrovia:	Blake Cusick
	DeShawn Potts
Moorpark:	Zane Pope
Moreno Valley:	Mike Bell
Murrieta:	Kevin Atkins
	Messiah Tyler
	Quireo Woodley
Oak Park:	Justin Green
Oakland:	Austin Harper
	Kesomi Mafi
	Maamaloa Mafi
	Kevin Parker
Oceanside:	Christian Cronk
Oxnard:	Daniel Moraga
Palo Alto:	KeeSean Johnson
Perris:	Jimmy Camacho
	Stephen Van Hook
Petaluma:	Chantz Russell
Redlands:	Anthony Grayson
Reedley:	Emeka Ndoh
Rialto:	Micah St. Andrew
Roseville:	Namani Parker

Sacramento:	Nick Aibuedefe
	David Tangipa
San Diego:	Aaron Mitchell
San Jose:	Kody Kroening
San Mateo:	Kwami Jones
Sanger:	Arron Mosby
Stockton:	Derrion Grim
Tulare:	Romello Harris
Vacaville:	Mykal Walker
	Patrick Williams, Jr.

COLORADO (1)

Canon City:	Gunner Javernick
-------------	------------------

FLORIDA (3)

Bradenton:	Jacob Westberry
Miami:	Jeffrey Allison
North Miami Beach:	Patrick Belony

HAWAII (2)

Honolulu:	Tainoa Foster
Wahiawa:	Netane Muti

LOUISIANA (1)

New Orleans:	Damien DeGruy
--------------	---------------

MARYLAND (1)

Annapolis:	Malik Forrester
------------	-----------------

MICHIGAN (1)

Muskegon Heights:	Da'Mari Scott
-------------------	---------------

NEVADA (4)

Fallon:	Talaemotu Mauga
Las Vegas:	Logan Hughes
	Nela Otukolo
	Robert Stanley

TEXAS (9)

Austin:	James Bailey
Fort Worth:	Jaron Bryant
Galena Park:	Tank Kelly
Houston:	Sherman Coleman, Jr.
Katy:	Trent Soechting
Mesquite:	Donte Coleman
	Chason Virgil
Missouri City:	Tobenna Okeke
Pearland:	Saevion Johnson

WASHINGTON (1)

East Wenatchee:	Brian Burt
-----------------	------------

CANADA (2)

Toronto (Ontario):	Matt Boateng
Victoria (B.C.):	Donate Bull





ALPHABETICAL ROSTER

79	Nick Aibuedefe	OL
13	Justin Allen	WR
9	Jeffrey Allison	LB
90	Kevin Atkins	DT
19	Brent Bailey	QB
7	James Bailey	LB
4	Mike Bell	DB
26	Matt Boateng	DB
94	Patrick Belony	DT
51	Markus Boyer	OL
35	Chris Brown	DB
14	Jaron Bryant	DB
72	Dontae Bull	OL
26	Brian Burt	WR
36	Jimmy Camacho	K
42	Richard Cage	LB
3	Chris Coleman	DB
82	Donte Coleman	TE
25	Sherman Coleman, Jr.	DB
58	Christian Cronk	OL
51	Alex Cruz	LB
47	Blake Cusick	P
19	Frank Dalena	WR
1	Damien DeGruy	DE
2	Patrick Elima-Jeune	WR
18	Jackson Finch	DB
97	Malik Forrester	DT
50	Tainoa Foster	LB
8	Wylan Free	DB
37	Asa Fuller	K
28	Kenny Gagnon	DB
76	Shane Gama	OL
15	Chris Gaston	DB
84	Anthony Grayson	WR
40	Justin Green	LB
7	Derrion Grim	WR
25	Austin Harper	RB
32	Romello Harris	RB
93	Jasad Haynes	DT
34	George Helmuth	LB
86	Kyle Hendrickson	TE
33	Josh Hokit	RB
23	Juju Hughes	DB
62	Logan Hughes	OL
98	Keiti Iakopo	DT
80	Gunner Javernick	TE
96	Kevin Jeanniton	DE
70	Bobby Johnson	OL
3	KeeSean Johnson	WR
17	Johnny Johnson, Jr.	DB
24	Saevion Johnson	RB
33	Kwami Jones	DE
1	Jamire Jordan	WR
6	Tank Kelly	DB
48	Kody Kroening	K
16	Kyle Lindquist	QB
91	Nathan Madsen	DT
13	Kesomi Mafi	LB

Numerical Roster

No.	Name	Pos.	Ht.	Wt.	Cl.	Exp.	Hometown (High School/Previous School)
1	Damien DeGruy	DE	6-3	245	Fr.	1st	New Orleans, La. (McDonogh 35)
1	Jamire Jordan	WR	5-11	171	Jr.	4th	Lancaster, Calif. (Highland)
2	Patrick Elima-Jeune	WR	6-0	187	Fr.	1st	Inglewood, Calif. (Morningside)
2	DeShawn Potts	DB	6-0	200	Jr.	4th	Monrovia, Calif. (Monrovia)
3	Chris Coleman	DB	5-11	180	Fr.	1st	Bakersfield, Calif. (Garces Memorial)
3	KeeSean Johnson	WR	6-2	202	Jr.	4th	Palo Alto, Calif. (Palo Alto)
4	Mike Bell	DB	6-3	205	So.	3rd	Moreno Valley, Calif. (Citrus Hill)
4	Deonte Perry	RB	6-0	185	RFr.	2nd	Canoga Park, Calif. (Canoga Park)
5	Emeka Ndoh	DE	6-0	252	Jr.	3rd	Reedley, Calif. (Immanuel/De Anza College)
5	Chason Virgil	QB	6-1	192	So.	3rd	Mesquite, Texas (West Mesquite)
6	Marcus McMoryion	QB	6-2	195	Jr.	4th	Dinuba, Calif. (Dinuba/Oregon State)
6	Tank Kelly	DB	5-10	185	Jr.	4th	Galena Park, Texas (Galena Park)
7	James Bailey	LB	6-1	225	Jr.	3rd	Austin, Texas (Lake Travis)
7	Derrion Grim	WR	6-1	186	So.	2nd	Stockton, Calif. (McNair/Delta JC/Nebraska)
8	Wylan Free	DB	6-2	172	Fr.	1st	Compton, Calif. (Lynwood)
8	Da'Mari Scott	WR	6-1	210	RSr.	5th	Muskegon Heights, Mich. (Cathedral [L.A.])
9	Jeffrey Allison	LB	6-0	250	So.	2nd	Miami, Fla. (Langston Hughes [Ga.])
10	Nela Otukolo	LB	5-11	240	Jr.	3rd	Las Vegas, Nev. (Bishop Gorman)
10	Jorge Reyna	QB	6-0	210	Jr.	3rd	Downey, Calif. (Pasadena/West LA College)
11	Dejonte O'Neal	RB	5-7	170	Jr.	3rd	Fresno, Calif. (Bullard)
13	Justin Allen	WR	5-11	188	Jr.	4th	Los Angeles, Calif. (Mater Dei)
13	Kesomi Mafi	LB	5-11	219	Jr.	4th	Oakland, Calif. (Oakland/Laney College)
14	Jaron Bryant	DB	6-1	183	So.	2nd	Fort Worth, Texas (Duncanville)
15	Chris Gaston	DB	6-1	183	Fr.	1st	La Puente, Calif. (Bishop Amat)
15	Daniel Moraga	TE	6-3	235	Fr.	1st	Oxnard, Calif. (Pacifica)
15	Arron Mosby	DB	6-4	210	Fr.	1st	Sanger, Calif. (Sanger)
16	Kyle Lindquist	QB	6-4	212	Fr.	1st	Chico, Calif. (Pleasant Valley)
16	Jared Rice	TE	6-5	228	So.	3rd	Modesto, Calif. (Central Catholic)
17	Johnny Johnson, Jr.	DB	5-9	185	Sr.	5th	Fresno, Calif. (Central/UCLA)
18	Jackson Finch	DB	6-1	200	Sr.	4th	Modesto, Calif. (Central Catholic/Contra Costa College)
18	Zane Pope	WR	6-2	187	Fr.	1st	Moorpark, Calif. (Moorpark)
19	Brent Bailey	QB	6-0	212	Fr.	1st	Fresno, Calif. (Clovis North)
19	Frank Dalena	WR	5-8	158	So.	3rd	Fresno, Calif. (San Joaquin Memorial)
20	Ronnie Rivers	RB	5-8	175	Fr.	1st	Brentwood, Calif. (Freedom)
22	Jordan Mims	RB	5-11	190	Fr.	1st	East Palo Alto, Calif. (Menlo-Atherton)
22	Trent Soechting	LB	6-3	220	Jr.	4th	Katy, Texas (Cinco Ranch/Blinn College)
23	Juju Hughes	DB	5-11	180	So.	2nd	Hanford, Calif. (Hanford)
23	Kevin Parker	WR	5-6	150	RFr.	2nd	Oakland, Calif. (Skyline)
24	Saevion Johnson	RB	6-0	194	RFr.	2nd	Pearland, Texas (Pearland Dawson)
25	Sherman Coleman, Jr.	DB	5-9	165	Jr.	3rd	Houston, Texas (Westside/Cisco College)
25	Austin Harper	RB	5-6	157	Sr.	5th	Oakland, Calif. (El Cerrito/Contra Costa/Cal)
26	Matt Boateng	DB	6-0	175	Jr.	4th	Toronto, Canada (Arizona Western College/IMG Academy)
26	Brian Burt	WR	5-11	190	Jr.	3rd	East Wenatchee, Wash. (Eastmont/Ventura College)
27	Ka'Lonn Milton	DB	6-0	185	RSr.	3rd	Fresno, Calif. (Buchanan/Fresno City College)
28	Kenny Gagnon	DB	5-11	184	RFr.	2nd	La Quinta, Calif. (Desert Christian Academy)
29	Justin Rice	LB	6-2	210	So.	2nd	Modesto, Calif. (Central Catholic)
30	Messiah Tyler	LB	5-8	228	RSr.	3rd	Murrieta, Calif. (Vista Murrieta/University of La Verne)
31	Andrew Wright	LB	6-2	210	RFr.	2nd	Buena Park, Calif. (Buena Park)
32	Romello Harris	RB	5-11	186	RFr.	2nd	Tulare, Calif. (Tulare Union/Washington State)
32	Robert Stanley	DE	6-3	245	Sr.	5th	Las Vegas, Nev. (Bishop Gorman)
33	Kwami Jones	DE	6-2	240	So.	2nd	San Mateo, Calif. (Serra/College of San Mateo)
33	Josh Hokit	RB	6-1	220	So.	2nd	Clovis, Calif. (Clovis)
34	George Helmuth	LB	6-1	220	Jr.	4th	Fresno, Calif. (Clovis North)
35	Chris Brown	DB	5-11	190	Fr.	1st	Modesto, Calif. (Modesto Christian)
36	Jimmy Camacho	K	5-10	180	Sr.	4th	Perris, Calif. (Citrus Hill/Riverside CC)
37	Asa Fuller	K	6-2	235	Fr.	1st	Fountain Valley, Calif. (Servite)
38	Maamaloa Mafi	DB	5-11	190	Jr.	3rd	Oakland, Calif. (Oakland/Laney College)
40	Clayton Alexander	TE	6-2	250	Fr.	1st	Clovis, Calif. (Clovis)
40	Justin Green	LB	6-4	210	Sr.	4th	Oak Park, Calif. (Oak Park)
41	Ronnie Manning	DB	5-10	188	Sr.	4th	Fresno, Calif. (Edison/Northern Arizona)
42	Richard Cage	LB	6-1	215	Fr.	1st	Corona, Calif. (Eleanor Roosevelt)
44	Stephen Van Hook	DE	6-2	245	Sr.	5th	Perris, Calif. (Citrus Hill)
47	Blake Cusick	P	6-2	185	So.	3rd	Monrovia, Calif. (Monrovia)
48	Kody Kroening	K	5-11	180	Sr.	4th	San Jose, Calif. (Valley Christian)
48	Tanner Rice	LB	5-11	230	RFr.	2nd	Clovis, Calif. (Clovis)
50	Tainoa Foster	LB	6-2	200	RFr.	2nd	Honolulu, Hawai'i (Kamehameha)
51	Markus Boyer	OL	6-1	304	Jr.	3rd	Huntington Beach, Calif. (Edison/Saddleback JC/UCLA)
51	Alex Cruz	LB	6-2	242	Fr.	1st	Concord, Calif. (Concord)
52	Netane Muti	OL	6-3	310	RFr.	2nd	Wahiawa, Hawai'i (Leilehua)





38	Maamaloa Mafi	DB
41	Ronnie Manning	DB
99	Talalemotu Mauga	DT
6	Marcus McMaryion	QB
27	Ka'Lonn Milton	DB
22	Jordan Mims	RB
77	Aaron Mitchell	OL
15	Daniel Moraga	TE
15	Arron Mosby	DB
52	Netane Muti	OL
5	Emeka Ndoh	DE
11	Dejonte O'Neal	RB
56	Tobenna Okeke	DE
10	Nela Otukolo	LB
23	Kevin Parker	WR
87	Namani Parker	WR
78	David Patterson	OL
4	Deonte Perry	RB
18	Zane Pope	WR
74	Ryan Popolizio	OL
2	DeShawn Potts	DB
55	Cody Pound	OL
81	Michiah Quick	WR
10	Jorge Reyna	QB
16	Jared Rice	TE
29	Justin Rice	LB
48	Tanner Rice	LB
89	Kyle Riddering	TE
20	Ronnie Rivers	RB
67	Chantz Russell	OL
8	Da'Mari Scott	WR
59	Matt Smith	OL
22	Trent Soechting	LB
73	Micah St. Andrew	OL
32	Robert Stanley	DE
88	David Tangipa	TE
92	Leevel Tatum III	DT
65	Syrus Tuitele	OL
75	Zelan Tupuola	OL
30	Messiah Tyler	LB
44	Stephen Van Hook	DE
5	Chason Virgil	QB
57	Mykal Walker	LB
53	Jacob Westberry	LS
54	Patrick Williams Jr.	LS
66	Quireo Woodley	OL
31	Andrew Wright	LB

53	Jacob Westberry	LS	6-3	235	RFr.	2nd	Bradenton, Fla. (Saint Stephen's Episcopal)
54	Patrick Williams Jr.	LS	6-3	205	RFr.	2nd	Vacaville, Calif. (Vacaville)
55	Cody Pound	OL	6-4	295	So.	3rd	Durham, Calif. (Durham/Butte College)
56	Tobenna Okeke	DE	6-3	245	Sr.	4th	Missouri City, Texas (Elkins)
57	Mykal Walker	LB	6-3	215	Jr.	3rd	Vacaville, Calif. (Vacaville/Azusa Pacific)
58	Christian Cronk	OL	6-5	305	Jr.	3rd	Oceanside, Calif. (Oceanside/Riverside CC)
59	Matt Smith	OL	5-11	280	RFr.	2nd	Long Beach, Calif. (St. John Bosco)
62	Logan Hughes	OL	6-4	285	Jr.	3rd	Las Vegas, Nev. (Green Valley/Victor Valley College)
65	Syrus Tuitele	OL	6-6	298	Fr.	1st	Chico, Calif. (Pleasant Valley)
66	Quireo Woodley	OL	6-4	300	Fr.	1st	Murrieta, Calif. (Murrieta Valley)
67	Chantz Russell	OL	6-6	245	Fr.	1st	Petaluma, Calif. (Marin Catholic)
70	Bobby Johnson	OL	6-3	265	Jr.	4th	Carson, Calif. (Carson Senior)
72	Dontae Bull	OL	6-6	305	Fr.	1st	Victoria, Canada (Belmont Secondary)
73	Micah St. Andrew	OL	6-3	343	Jr.	4th	Rialto, Calif. (Eisenhower)
74	Ryan Popolizio	OL	6-7	311	Sr.	4th	Fremont, Calif. (St. Francis/San Mateo College)
75	Zelan Tupuola	OL	6-2	310	Fr.	1st	Carson, Calif. (J Serra Catholic)
76	Shane Gama	OL	6-4	302	RJr.	4th	Chino, Calif. (Orange Lutheran/Southwestern College)
77	Aaron Mitchell	OL	6-2	305	Sr.	4th	San Diego, Calif. (Cathedral Catholic)
78	David Patterson	OL	6-5	302	Sr.	5th	Irvine, Calif. (Woodbridge)
79	Nick Aibuede	OL	6-4	270	So.	3rd	Sacramento, Calif. (Capital Christian)
80	Gunner Javernick	TE	6-6	270	Jr.	4th	Canon City, Colo. (Canon City/Ventura Junior College)
81	Michiah Quick	WR	5-11	185	Sr.	4th	Fresno, Calif. (Central East/Oklahoma)
82	Donte Coleman	TE	6-3	235	RFr.	2nd	Mesquite, Texas (West Mesquite)
84	Anthony Grayson	WR	6-1	168	Jr.	4th	Redlands, Calif. (Redlands East Valley)
86	Kyle Hendrickson	TE	6-4	255	Jr.	4th	Escondido, Calif. (San Pasqual)
87	Namani Parker	WR	6-4	198	Jr.	4th	Roseville, Calif. (American River/Oakmont)
88	David Tangipa	TE	6-5	240	Jr.	4th	Sacramento, Calif. (Foothill)
89	Kyle Riddering	TE	6-6	240	Jr.	4th	Fresno, Calif. (Clovis North)
90	Kevin Atkins	DT	6-2	297	RFr.	2nd	Murrieta, Calif. (Vista Murrieta)
91	Nathan Madsen	DT	6-4	298	Sr.	5th	Eureka, Calif. (Eureka)
92	Leevel Tatum III	DT	6-0	248	RFr.	2nd	Fresno, Calif. (Edison/UNLV)
93	Jasad Haynes	DT	6-1	275	So.	3rd	Fresno, Calif. (Clovis North)
94	Patrick Belony	DT	6-1	295	Jr.	4th	N. Miami Beach, Fla. (N. Miami Beach/Antelope Valley College)
96	Kevin Jeanniton	DE	6-2	250	RFr.	2nd	Fresno, Calif. (Edison)
97	Malik Forrester	DT	6-1	295	Sr.	4th	Annapolis, Md. (Glen Burnie/LA Pierce College)
98	Keiti Iakopo	DT	5-11	310	So.	2nd	Huntington Beach, Calif. (Fountain Valley/Golden West College)
99	Talalemotu Mauga	DT	6-3	282	Fr.	1st	Fallon, Nev. (Churchill County)

Coaching Staff

Jeff Tedford - Head Coach
 Kalen Deboer - Assistant Head Coach/Offensive Coordinator
 Orlando Steinauer - Defensive Coordinator
 Jamar Cain - Assistant Coach (Defensive Line)
 Jamie Christian - Assistant Coach (Running Backs/Special Teams Coordinator)
 Ryan Grubb - Assistant Coach (Offensive Line/Run Game Coordinator)
 Kirby Moore - Assistant Coach (Wide Receivers)
 Scott Thompson - Assistant Coach (Tight Ends)
 Bert Watts - Assistant Coach (Linebackers)
 J.D. Williams - Assistant Coach (Defensive Backs)
 Lucas Gingold - Special Teams Quality Control Assistant
 Brad Vonnahme - Offensive Analyst
 Andy Ward - Head Strength and Conditioning Coach, Football
 Dylan Chmura - Offensive Graduate Assistant
 D.J. Harper - Offensive Graduate Assistant
 Matt Lea - Defensive Graduate Assistant
 C.J. McGorisk - Defensive Graduate Assistant





GAME 3 DEPTH CHART

OFFENSE

Quarterback

5 Chason Virgil (6-1, 192, So.)
6 Marcus McMaryion (6-2, 195, Jr.)
or 10 Jorge Reyna (6-0, 210, Jr.)

Running Back

20 Ronnie Rivers (5-8, 175, Fr.)
33 Josh Hokit (6-1, 220, So.)
or 11 Dejonte O'Neal (5-7, 170, Jr.)

Left Tackle

58 Christian Cronk (6-5, 305, Jr.)
79 Nick Aibuedefe (6-4, 270, So.)

Left Guard

52 Netane Muti (6-3, 310, RFr.)
74 Ryan Popolizio (6-7, 311, Sr.)

Center

77 Aaron Mitchell (6-2, 305, Sr.)
59 Matt Smith (5-11, 280, RFr.)

Right Guard

73 Micah St. Andrew (6-3, 343, Jr.)
75 Zelan Tupuola (6-2, 310, Fr.)

Right Tackle

78 David Patterson (6-5, 302, Sr.)
65 Syrus Tuitele (6-6, 298, Fr.)

Wide Receiver

7 Derrion Grim (6-1, 186, So.)
or 1 Jamire Jordan (5-11, 171, Jr.)

Wide Receiver

3 KeeSean Johnson (6-2, 202, Jr.)
87 Namani Parker (6-4, 198, Jr.)

Wide Receiver

8 Da'Mari Scott (6-1, 210, RSr.)
13 Justin Allen (5-11, 188, Jr.)

Tight End

89 Kyle Riddering (6-6, 240, Jr.)
16 Jared Rice (6-5, 228, So.)

DEFENSE

End

32 Robert Stanley (6-3, 245, Sr.)
33 Kwami Jones (6-2, 240, So.)

Tackle

97 Malik Forrester (6-1, 295, Sr.)
93 Jasad Haynes (6-0, 275, So.)

Tackle

91 Nathan Madsen (6-4, 298, Sr.)
90 Kevin Atkins (6-2, 297, RFr.)

End

56 Tobenna Okeke (6-3, 245, Sr.)
44 Stephen Van Hook (6-2, 245, Sr.)

Linebacker

40 Justin Green (6-4, 210, Sr.)
29 Justin Rice (6-2, 210, So.)

Linebacker

9 Jeffrey Allison (6-0, 250, So.)
22 Trent Soechting (6-3, 220, Jr.)

Linebacker

7 James Bailey (6-1, 225, Jr.)
34 George Helmuth (6-1, 220, Jr.)

Cornerback

17 Johnny Johnson, Jr. (5-9, 185, Sr.)
25 Sherman Coleman, Jr. (5-9, 165, Jr.)

Strong Safety

23 Juju Hughes (5-10, 180, So.)
27 Ka'Lonn Milton (6-0, 185, RSo.)

Free Safety

2 DeShawn Potts (6-0, 200, Jr.)
18 Jackson Finch (6-1, 200, Sr.)

Cornerback

14 Jaron Bryant (6-0, 183, So.)
6 Tank Kelly (5-10, 185, Jr.)

SPECIAL TEAMS

Place Kicker

36 Jimmy Camacho (5-10, 180, Sr.)
48 Kody Kroening (5-11, 180, Sr.)

Kickoffs

3 Jimmy Camacho (5-10, 180, Sr.)
48 Kody Kroening (5-11, 180, Sr.)

Punter

47 Blake Cusick (6-2, 185, So.)
45 Nathan De Jager (6-0, 180, RFr.)

Long Snapper

53 Jacob Westberry (6-3, 235, RFr.)
54 Patrick Williams, Jr. (6-3, 205, RFr.)

Holder

47 Blake Cusick (6-2, 185, So.)
5 Chason Virgil (6-1, 192, So.)

Kick Returner

8 Da'Mari Scott (6-1, 210, RSr.)
11 Dejonte O'Neal (5-7, 170, Jr.)

Punt Returner

11 Dejonte O'Neal (5-7, 170, Jr.)
8 Da'Mari Scott (6-1, 210, RSr.)

Pronunciation Guide

Nick Aibuedefe.....Ab-U-deaf-eh
Matt Boateng.....Bo-Tang
Jaron Bryant.....Jair-on
Damien DeGruy.....Da-Grew
Patrick Elima-Juene.....e-Lee-ma June
Tainoa Foster.....Tie-Noah
Wylan Free.....Way-lynn
Derrion Grim.....Dare-E-On
Anthoula "Tank" Kelly.....An-thu-la
Josh Hokit.....Ho-kit
Jamire Jordan.....Jameer
Keiti Iakopo.....K-T yah-Ko-Po
Talalemotu Mauga.....Ta-La-Le-Motu, Ma-ooga
Kesomi Mafi.....ke-So-Me
Maamalaoa Mafi.....Ma-ma-low-ah
Netane Muti.....Nuh-tahn-E Moo-T
Emeka Ndoh.....e-Mec-ah en-doh

Tobenna Okeke.....Tow-BEN-nuh, ohh-kay-kay
Nela Otukolo.....Nel-uh, O-two-Co-low
Dejonte O'Neal.....Dijon-teh
Namani Parker.....Na-monn-E
Deonte Perry.....Dee-On-teh
Ryan Popolizio.....Pop-uh-Liz-E-oh
Michiah Quick.....Mih-kai-ah
Trent Soechting.....Sec-Ting
David Tangipa.....Tong-E-Pa
Leevel Tatum III.....Lee-vell
Syrus Tuitele.....Two-tell-E
Zelan Tupuola.....Zay-lin, Tu-Pu-Oh-La
Quireo Woodley.....Keer-E-O













Kalen DeBoer.....K-lynn
Orlando Steinuer.....Stien-ow-er
Brad Vonnahme.....Va-Nom-E





SCHEDULE/FUTURES

2017 BULLDOG FOOTBALL SCHEDULE (ALL TIMES PACIFIC)

September	2	Incarnate Word 	W, 66-0	
	9	at Alabama 	L, 41-10	ESPN 2
	16	at Washington 	6:30 p.m.	
	30	Nevada* 	7 p.m.	AT&T SPORTS NETWORKS
October	7	at San Jose State* 	4:30 p.m.	ESPN 3
	14	New Mexico*# 	7 p.m.	AT&T SPORTS NETWORKS
	21	at San Diego State* 	7:30 p.m.	CBS SPORTS NETWORK
	28	UNLV* 	7 p.m.	AT&T SPORTS NETWORKS
November	4	BYU 	TBA	ESPN NETWORKS
	11	at Hawai'i* 	8 p.m.	
	18	at Wyoming* 	11 a.m.	AT&T SPORTS NETWORKS
	25	Boise State* 	12:30 p.m.	CBS SPORTS NETWORK

Mountain West Network & ESPN3 are online streams, only.

- MW Network can be found via GoBulldogs.com or LiveStream.com
- ESPN3 can be found via ESPN3.com or the ESPN App
- AT&T SPORTS/ROOT is currently not available in California

Indicators

- * conference game
- # homecoming

BULLDOG FOOTBALL CHANNEL FINDER...

AT&T UVERSE

Big 10 Network: 650, 1650
 CBS Sports Network 643, 1643
 ESPN: 602, 1602
 ESPN2: 606, 1606
 ESPNEWS: 604, 1604
 ESPNU: 605, 1605

COMCAST (FRESNO MARKET)

Big 10 Network: 403
 CBS Sports Network: 418, 732
 ESPN: 32, 724
 ESPN2: 33, 725
 ESPNEWS: 402, 726
 ESPNU: 420, 788

DIRECTV

Big 10 Network: 610
 CBS Sports Network: 221
 ESPN: 206
 ESPN2: 209
 ESPNEWS: 207
 ESPNU: 208

DISH NETWORK

Big 10 Network: 405, 410
 CBS Sports Network: 158
 ESPN: 140
 ESPN2: 144
 ESPNEWS: 142
 ESPNU: 141

FUTURE BULLDOG FOOTBALL SCHEDULES

2018		2019		2020		2021
Date	Opponent	Date	Opponent	Date	Opponent	
S1	Idaho	A31	at USC	S12	at Colorado	Sept. 4 -- at Oregon
S8	at Minnesota	S7	Minnesota	S26	at Texas A&M	Sept. 18 -- at UCLA
S15	at UCLA	S21	Sacramento State	TBD	TBD	
S29	Toledo	TBD	TBD	TBD	TBD	2022
	at Boise State*		at Air Force*	Air Force	Fresno, CA	Sept. 3 -- Sacramento State
	Hawai'i*		Colorado State*	at Colorado State*	Fort Collins, CO	Sept. 10 -- Oregon State
	at Nevada*		at Hawai'i*	Hawai'i*	Fresno, CA	Sept. 17 -- at USC
	at New Mexico*		Nevada*	at Nevada*	Reno, NV	2023
	San Diego State*		at San Diego State*	San Diego State*	Fresno, CA	Sept. 16 -- at Arizona State
	San Jose State*		at San Jose State*	San Jose State*	Fresno, CA	
	at UNLV*		UNLV*	at UNLV*	Las Vegas, NV	2024
	Wyoming*		Utah State*	at Utah State*	Logan, UT	Aug. 31 -- at Oregon State
						Sept. 14 -- at UCLA

* = Mountain West game

All future conference game dates are TBD

2025

Aug. 30 -- at USC





2017 FRESNO STATE STATISTICS

2017 SCHEDULE/RESULTS

Date	Opponent	Result	Score	Overall	Conference	Time	Attend
Sept. 2, 2017	Incarnate Word	W	66-0	1-0	--	3:01	39,447
Sept. 9, 2017	at Alabama	L	41-10	1-1	--	3:01	101,127
Sept. 16, 2017	at Washington						
Sept. 30, 2017	Nevada*						
Oct. 7, 2017	at San Jose State*						
Oct. 14, 2017	New Mexico*						
Oct. 21, 2017	at San Diego State*						
Oct. 28, 2017	UNLV*						
Nov. 4, 2017	BYU						
Nov. 11, 2017	at Hawai'i*						
Nov. 18, 2017	at Wyoming*						
Nov. 25, 2017	Boise State*						

* MW game

TEAM STATISTICS

TEAM STATISTICS	Fresno St.	OPP
SCORING	76	41
Points Per Game	38.0	20.5
Points Off Turnovers	14	3
FIRST DOWNS	44	36
Rushing	17	18
Passing	24	18
Penalty	3	0
RUSHING YARDAGE	257	275
Yards gained rushing	287	356
Yards lost rushing	30	81
Rushing Attempts	62	66
Average Per Rush	4.1	4.2
Average Per Game	128.5	137.5
TDs Rushing	4	3
PASSING YARDAGE	630	347
Comp-Att-Int	49-78-1	35-58-1
Average Per Pass	8.1	6.0
Average Per Catch	12.9	9.9
Average Per Game	315.0	173.5
TDs Passing	5	2
TOTAL OFFENSE	887	622
Total Plays	140	124
Average Per Play	6.3	5.0
Average Per Game	443.5	311.0
KICK RETURNS: #-Yards	8-191	8-130
PUNT RETURNS: #-Yards	5-59	4-23
INT RETURNS: #-Yards	1-0	1-30
KICK RETURN AVERAGE	23.9	16.2
PUNT RETURN AVERAGE	11.8	5.8
INT RETURN AVERAGE	0.0	30.0
FUMBLES-LOST	3-0	1-1
PENALTIES-Yards	4-21	11-80
Average Per Game	10.5	40.0
PUNTS-Yards	9-380	11-529
Average Per Punt	42.2	48.1
Net punt average	39.7	42.7
KICKOFFS-Yards	14-886	11-694
Average Per Kick	63.3	63.1
Net kick average	43.3	38.9
TIME OF POSSESSION/Game	30:58	29:02
3RD-DOWN Conversions	13/27	7/26
3rd-Down Pct	48%	27%
4TH-DOWN Conversions	0/1	1/2
4th-Down Pct	0%	50%
SACKS BY-Yards	3-28	1-8
MISC YARDS	29	0
TOUCHDOWNS SCORED	9	5
FIELD GOALS-ATTEMPTS	3-3	2-3
ON-SIDE KICKS	0-0	0-0
RED-ZONE SCORES	(6-8) 75%	(5-6) 83%
RED-ZONE TOUCHDOWNS	(4-8) 50%	(3-6) 50%
PAT-ATTEMPTS	(9-9) 100%	(5-5) 100%
ATTENDANCE	39447	101127
Games/Avg Per Game	1/39447	1/101127

Score by Quarters	1st	2nd	3rd	4th	OT	Total
Fresno State	20	17	32	7	--	76
Opponents	14	14	3	10	--	41

FIELD GOALS	FGM-FGA	Pct.	01-19	20-29	30-39	40-49	50-59	Lg	Blk
CAMACHO, Jimmy	3-3	100.0	0-0	1-1	1-1	1-1	0-0	47	0

FG SEQUENCE	Fresno St.	Opponents
Incarnate Word	(30), (47)	30
at Alabama	(27)	(24), (22)
at Washington		
Nevada		
at San Jose State		
New Mexico		
at San Diego State		
UNLV		
BYU		
at Hawai'i		
at Wyoming*		
Boise State		

(parenthesis indicate field goal was made)

PUNTING	No.	Yds	Avg.	Long	TB	FC	I20	Blkd
CUSICK, Blake	9	380	42.2	66	0	2	3	3
Total.....	9	380	42.2	66	0	2	3	3
Opponents.....	11	529	48.1	75	0	5	6	3

KICKOFFS	No.	Yds	Avg.	TB	OB	Retn	Ney	YdLn
CAMACHO, Jimmy	14	886	63.3	6	0			
Total.....	14	886	63.3	6	0	130	43.3	21
Opponents.....	11	694	63.1	3	0	191	38.9	26

PUNT RETURNS	No.	Yds	Avg.	TD	Long
O'NEAL, Dejonte	3	40	13.3	0	44
RIVERS, Ronnie	2	19	9.5	0	13
Total.....	5	59	11.8	0	44
Opponents.....	4	23	5.8	0	11

KICK RETURNS	No.	Yds	Avg.	TD	Long
SCOTT, Da'Mari	5	136	27.2	0	63
O'NEAL, Dejonte	3	55	18.3	0	22
Total.....	8	191	23.9	0	63
Opponents.....	8	130	16.2	0	28





2017 FRESNO STATE STATISTICS

RUSHING	G	Att.	Gain	Loss	Net	Avg.	TD	Long	Avg/G
RIVERS, Ronnie	2	18	91	2	89	4.9	1	30	44.5
MIMS, Jordan	2	10	42	2	40	4.0	1	13	20.0
O'NEAL, Deonte	2	5	39	2	37	7.4	0	17	18.5
PERRY, Deonte	1	8	32	1	31	3.9	0	8	31.0
HOKIT, Josh	2	8	25	0	25	3.1	2	7	12.5
McMARYION, Marcus	2	2	22	0	22	11.0	0	15	11.0
JOHNSON, Saevion	1	5	15	2	13	2.6	0	11	13.0
SCOTT, Da'Mari	2	2	10	0	10	5.0	0	9	5.0
VIRGIL, Chason	2	3	11	8	3	1.0	0	11	1.5
TEAM	2	1	0	13	-13	-13.0	0	0	-6.5
Total.....	2	62	287	30	257	4.1	4	30	128.5
Opponents.....	2	66	356	81	275	4.2	3	55	137.5

PASSING	G	Effic	Comp-Att-Int	Pct	Yds	TD	Long	Avg/G
VIRGIL, Chason	2	122.83	37-63-1	58.7	426	2	40	213.0
MCMARYION, Marcus	2	209.11	11-14-0	78.6	139	2	45	69.5
HOKIT, Josh	2	976.00	1-1-0	100.0	65	1	65	32.5
Total.....	2	149.26	49-78-1	62.8	630	5	65	315.0
Opponents.....	2	118.53	35-58-1	60.3	347	2	34	173.5

RECEIVING	G	No.	Yards	Avg.	TD	Long	Avg/G
JOHNSON, KeeSean	2	15	175	11.7	0	34	87.5
SCOTT, Da'Mari	2	9	99	11.0	0	30	49.5
GRIM, Derrion	2	4	37	9.2	1	26	18.5
RIVERS, Ronnie	2	4	28	7.0	0	12	14.0
JORDAN, Jamire	2	3	71	23.7	1	40	35.5
RIDDERING, Kyle	2	3	22	7.3	1	11	11.0
RICE, Jared	2	2	75	37.5	1	65	37.5
ALLEN, Justin	2	2	51	25.5	1	45	25.5
MIMS, Jordan	2	2	28	14.0	0	21	14.0
JOHNSON, Saevion	1	2	23	11.5	0	15	23.0
HOKIT, Josh	2	2	16	8.0	0	12	8.0
O'NEAL, Deonte	2	1	5	5.0	0	5	2.5
Total.....	2	49	630	12.9	5	65	315.0
Opponents.....	2	35	347	9.9	2	34	173.5

FUMBLE RETURNS	No.	Yds	Avg.	TD	Long
Total.....	0	0	0.0	0	0
Opponents.....	0	0	0.0	0	0

INTERCEPTIONS	No.	Yds	Avg.	TD	Long
COLEMAN, Sherman	1	0	0.0	0	0
Total.....	1	0	0.0	0	0
Opponents.....	1	30	30.0	0	30

----- PATs -----									
SCORING	TD	FGs	Kick	Rush	Rev	Pass	DPX	Saf	Pts
CAMACHO, Jimmy	0	3-3	9-9	0-0	0	0-0	0	0	18
HOKIT, Josh	2	0-0	0-0	0-0	0	0-0	0	0	12
GRIM, Derrion	1	0-0	0-0	0-0	0	0-0	0	0	6
MIMS, Jordan	1	0-0	0-0	0-0	0	0-0	0	0	6
RICE, Jared	1	0-0	0-0	0-0	0	0-0	0	0	6
JORDAN, Jamire	1	0-0	0-0	0-0	0	0-0	0	0	6
RIDDERING, Kyle	1	0-0	0-0	0-0	0	0-0	0	0	6
RIVERS, Ronnie	1	0-0	0-0	0-0	0	0-0	0	0	6
ALLEN, Justin	1	0-0	0-0	0-0	0	0-0	0	0	6
TEAM	0	0-0	0-0	0-0	0	0-0	0	1	2
NDOH, Emeka	0	0-0	0-0	0-0	0	0-0	0	1	2
Total.....	9	3-3	9-9	0-0	0	0-0	0	2	76
Opponents.....	5	2-3	5-5	0-0	0	0-0	0	0	41

TOTAL OFFENSE	G	Plays	Rush	Pass	Total	Avg/G
VIRGIL, Chason	2	66	3	426	429	214.5
MCMARYION, Marcus	2	16	22	139	161	80.5
HOKIT, Josh	2	9	25	65	90	45.0
RIVERS, Ronnie	2	18	89	0	89	44.5
MIMS, Jordan	2	10	40	0	40	20.0
O'NEAL, Deonte	2	5	37	0	37	18.5
PERRY, Deonte	1	8	31	0	31	31.0
JOHNSON, Saevion	1	5	13	0	13	13.0
SCOTT, Da'Mari	2	2	10	0	10	5.0
TEAM	2	1	-13	0	-13	-6.5
Total.....	2	140	257	630	887	443.5
Opponents.....	2	124	275	347	622	311.0

ALL PURPOSE	G	Rush	Rec	PR	KOR	IR	Tot	Avg/G
SCOTT, Da'Mari	2	10	99	0	136	0	245	122.5
JOHNSON, KeeSean	2	0	175	0	0	0	175	87.5
O'NEAL, Deonte	2	37	5	40	55	0	137	68.5
RIVERS, Ronnie	2	89	28	19	0	0	136	68.0
RICE, Jared	2	0	75	0	0	0	75	37.5
JORDAN, Jamire	2	0	71	0	0	0	71	35.5
MIMS, Jordan	2	40	28	0	0	0	68	34.0
ALLEN, Justin	2	0	51	0	0	0	51	25.5
HOKIT, Josh	2	25	16	0	0	0	41	20.5
GRIM, Derrion	2	0	37	0	0	0	37	18.5
JOHNSON, Saevion	1	13	23	0	0	0	36	36.0
PERRY, Deonte	1	31	0	0	0	0	31	31.0
RIDDERING, Kyle	2	0	22	0	0	0	22	11.0
MCMARYION, Marcus	2	22	0	0	0	0	22	11.0
VIRGIL, Chason	2	3	0	0	0	0	3	1.5
TEAM	2	-13	0	0	0	0	-13	-6.5
Total.....	2	257	630	59	191	0	1137	568.5
Opponents.....	2	275	347	23	130	30	805	402.5





2017 FRESNO STATE STATISTICS

DEFENSIVE LEADERS	GP	Tackles			TFL/Yds	-Sacks-	Pass Def		QBH	Fumbles		Blkd	
		Solo	Ast	Total			Int-Yds	BrUp		Rev-Yds	FF	Kick	Saf
ALLISON, Jeffrey	2	11	8	19	1.0-8	1.0-8
HUGHES, Juju	2	7	4	11	.	.	.	1
BRYANT, Jaron	2	7	2	9	1.0-3	.	.	1
KELLY, Anthoula	2	8	.	8	1.0-4	.	.	1
MILTON, Ka'Lonn	2	5	1	6
JOHNSON, Johnny	2	4	2	6
HELMUTH, George	2	3	2	5
STANLEY, Robert	2	4	1	5	1.5-9
BAILEY, James	2	3	2	5	1.0-1
NDOH, Emeka	2	4	.	4	3.0-23	2.0-20	.	.	1	1-0	1	.	1
SOECHTING, Trent	2	2	2	4
FINCH, Jackson	2	1	2	3	.	.	.	1
HAYNES, Jasad	2	1	2	3	0.5-1
POTTS, DeShawn	2	2	1	3
GREEN, Justin	2	.	3	3
BELONY, Patrick	2	1	2	3
FORRESTER, Malik	2	2	1	3	1
RICE, Justin	2	2	1	3	1.0-4
JONES, Kwami	1	2	1	3
OKEKE, Tobenna	2	1	1	2
OTUKOLO, Nela	2	2	.	2
COLEMAN, Sherman	1	2	.	2	.	.	1-0	1	.
FOSTER, Tainoa	2	1	1	2	0.5-1	.	.	1
ATKINS, Kevin	2	1	.	1	1.0-4
MOSBY, Arron	2	1	.	1
DEGRUY, Damien	2	1	.	1
IAKOPO, Keiti	2	.	1	1
MADSEN, Nathan	2	.	1	1	0.5-3	.	.	.	1
VAN HOOK, Stephen	2	1	.	1	1.0-3
MAFI, Maamaloa	2	1	.	1
VIRGIL, Chason	2	1	.	1
TEAM	2	1
Total.....	2	81	41	122	13-64	3-28	1-0	5	3	1-0	1	1	2
Opponents.....	2	81	44	125	7.0-20	1-8	1-30	3	3

DEFENSE GAME-BY-GAME

TACKLES	UA-A	Tot	UIW	ALA	UW	Nev	SJSU	UNM	SDSU	UNLV	BYU	UH	Wyo	BSU
ALLISON, J.	11-8	19	4-1	7-7										
HUGHES, Juju	7-4	11	2-0	5-4										
BRYANT, Jaron	7-2	9	1-1	6-1										
KELLY, Anthoula	8-0	8	6-0	2-0										
MILTON, Ka'Lonn	5-1	6	3-0	2-1										
JOHNSON, Johnny	4-2	6	1-0	3-2										
HELMUTH, George	3-2	5	2-2	1-0										
STANLEY, Robert	4-1	5	3-0	1-1										
BAILEY, James	3-2	5	0-1	3-1										
SOECHTING, T.	2-2	4	1-0	1-2										
NDOH, Emeka	4-0	4	3-0	1-0										
FINCH, Jackson	1-2	3	-	1-2										
RICE, Justin	2-1	3	1-0	1-1										
HAYNES, Jasad	1-2	3	1-1	0-1										
BELONY, Patrick	1-2	3	1-1	0-1										
JONES, Kwami	2-1	3	DNP	2-1										
FORRESTER, M.	2-1	3	0-1	2-0										
POTTS, DeShawn	2-1	3	-	2-1										
GREEN, Justin	0-3	3	-	0-3										
OTUKOLO, Nela	2-0	2	2-0	-										
COLEMAN	2-0	2	2-0	DNP										
OKEKE, Tobenna	1-1	2	-	1-1										
FOSTER, Tainoa	1-1	2	1-1	-										
IAKOPO, Keiti	0-1	1	-	0-1										
MAFI, Maamaloa	1-0	1	1-0	-										
VAN HOOK, S.	1-0	1	1-0	-										
DEGRUY, Damien	1-0	1	1-0	-										
MADSEN, Nathan	0-1	1	-	0-1										
ATKINS, Kevin	1-0	1	1-0	-										
MOSBY, Arron	1-0	1	1-0	-										





2017 FRESNO STATE STATISTICS

INDIVIDUAL GAME-BY-GAME

RUSHING	No-Yds/TD	UIW	ALA	UW	Nev	SJSU	UNM	SDSU	UNLV	BYU	UH	Wyo	BSU
RIVERS, Ronnie	18-89/1	9-60/1	9-29/0										
MIMS, Jordan	10-40/1	8-38/1	2-2/0										
O'NEAL, Dejonte	5-37/0	5-37/0	-										
PERRY, Deonte	8-31/0	8-31/0	DNP										
HOKIT, Josh	8-25/2	4-13/2	4-12/0										
McMARYION	2-22/0	1-7/0	1-15/0										
JOHNSON, S.	5-13/0	5-13/0	DNP										
SCOTT, Da'Mari	2-10/0	-	2-10/0										
VIRGIL, Chason	3-3/0	-	3-3/0										

RECEIVING	No-Yds/TD	UIW	ALA	UW	Nev	SJSU	UNM	SDSU	UNLV	BYU	UH	Wyo	BSU
JOHNSON, Keesean	15-175/0	7-120/0	8-55/0										
SCOTT, Da'Mari	9-99/0	2-32/0	7-67/0										
RICE, Jared	2-75/1	1-65/1	1-10/0										
JORDAN, Jamire	3-71/1	2-64/1	1-7/0										
ALLEN, Justin	2-51/1	2-51/1	-										
GRIM, Derrion	4-37/1	2-14/0	2-23/1										
MIMS, Jordan	2-28/0	1-21/0	1-7/0										
RIVERS, Ronnie	4-28/0	3-22/0	1-6/0										
JOHNSON, S.	2-23/0	2-23/0	DNP										
RIDDERING, Kyle	3-22/1	1-2/1	2-20/0										
HOKIT, Josh	2-16/0	-	2-16/0										
O'NEAL, Dejonte	1-5/0	-	1-5/0										

PASSING

#5 VIRGIL	Att.	Comp	Int	Pct	Yards	TD	Long	Sack	Yds	Effic
Incarnate Word	29	16	0	55.2	246	1	40	0	0	137.8
No. 1 Alabama	34	21	1	61.8	180	1	30	1	8	110.1
TOTALS	63	37	1	58.7	426	2	40	1	8	122.8

#6 MCMARYION	Att.	Comp	Int	Pct	Yards	TD	Long	Sack	Yds	Effic
Incarnate Word	7	6	0	85.7	103	2	45	0	0	303.6
No. 1 Alabama	7	5	0	71.4	36	0	12	0	0	114.6
TOTALS	14	11	0	78.6	139	2	45	0	0	209.1

PUNT RET	No-Yds/TD	UIW	ALA	UW	Nev	SJSU	UNM	SDSU	UNLV	BYU	UH	Wyo	BSU
O'NEAL, Dejonte	3-40	3-40	-										
RIVERS, Ronnie	2-19	2-19	-										

KICK RET	No-Yds/TD	UIW	ALA	UW	Nev	SJSU	UNM	SDSU	UNLV	BYU	UH	Wyo	BSU
SCOTT, Da'Mari	5-136	2-42	3-94										
O'NEAL, Dejonte	3-55	1-22	2-33										

INT RET	No-Yds/TD	UIW	ALA	UW	Nev	SJSU	UNM	SDSU	UNLV	BYU	UH	Wyo	BSU
COLEMAN	1-0	1-0	DNP										

FUMBLES LOST	#Lost	UIW	ALA	UW	Nev	SJSU	UNM	SDSU	UNLV	BYU	UH	Wyo	BSU
N/A	-	-	-	-	-	-	-	-	-	-	-	-	-





2017 FRESNO STATE STATISTICS

TKLS FOR LOSS	UA-A	Tot	UIW	ALA	UW	Nev	SJSU	UNM	SDSU	UNLV	BYU	UH	Wyo	BSU
NDOH, Emeka	3-0	3.0	3.0-23	-										
STANLEY, Robert	1-1	1.5	1.0-5	0.5-4										
BAILEY, James	1-0	1.0	-	1.0-1										
ALLISON, J.	1-0	1.0	-	1.0-8										
VAN HOOK, S.	1-0	1.0	1.0-3	-										
RICE, Justin	1-0	1.0	1.0-4	-										
ATKINS, Kevin	1-0	1.0	1.0-4	-										
KELLY, Anthoula	1-0	1.0	1.0-4	-										
BRYANT, Jaron	1-0	1.0	-	1.0-3										
MADSEN, Nathan	0-1	0.5	-	0.5-3										
FOSTER, Tainoa	0-1	0.5	0.5-1	-										
HAYNES, Jasad	0-1	0.5	0.5-1	-										

SACKS	UA-A	Tot	UIW	ALA	UW	Nev	SJSU	UNM	SDSU	UNLV	BYU	UH	Wyo	BSU
NDOH, Emeka	2-0	2.0	2.0-20	-										
ALLISON, J.	1-0	1.0	-	1.0-8										

LONG PLAYS (20 OR MORE YARDS)

	FS Long Plays			Opponent Long Plays		
	Rush	Pass	Total	Rush	Pass	Total
Incarnate Word	1	10	11	0	1	1
Alabama	0	2	2	3	2	5
Washington						
Nevada						
San Jose State						
New Mexico						
SDSU						
UNLV						
BYU						
Hawai'i						
Wyoming						
Boise State						
Totals	1	12	13	3	3	6

DRIVE SUPERLATIVES

	Fresno State	Opponent
Most Yards (Result)	84 (TD) - UIW	77 (TD) - ALA
Most Plays (Result)	13 (downs) - UIW	14 (miss FG) - UIW
Most Time (Result)	7:49 (downs) - UIW	5:53 (miss FG) - UIW

FRESNO STATE POINTS OFF TURNOVERS

Game	TOs Gained	TDs	FG	Pts	FS (Fumbles Lost/INT)
Incarnate Word	2 (1 INT/1 FR)	2	0	14	0 (0 INT/0 FL)
Alabama	0 (0 INT/0 FR)	0	0	0	1 (1 INT/0 FL)
Washington					
Nevada					
San Jose State					
New Mexico					
SDSU					
UNLV					
BYU					
Hawai'i					
Wyoming					
Boise State					
Totals	2 (1 INT/1 FR)	2	0	14	1 (1 INT/0 FL)
Opponents	1 (1 INT/0 FR)	0	1	3	

GAME-OPENING DRIVES

Opponent	[---Fresno State---]			[----- Opponent -----]		
	Pts.	1st Dwns	Yds.	Pts.	1st Dwns	Yds
Incarnate Word	0	0	9	0	2	29
Alabama	0	0	7	7	2	73
Washington						
Nevada						
San Jose State						
New Mexico						
SDSU						
UNLV						
BYU						
Hawai'i						
Wyoming						
Boise State						

SECOND HALF-OPENING DRIVES

Opponent	[---Fresno State---]			[----- Opponent -----]		
	Pts.	1st Dwns	Yds.	Pts.	1st Dwns	Yds
Incarnate Word	7	2	61	0	1	-8
Alabama	0	2	32	0	2	31
Washington						
Nevada						
San Jose State						
New Mexico						
SDSU						
UNLV						
BYU						
Hawai'i						
Wyoming						
Boise State						

PENALTY NUMBERS

	FS Pen.-Yds.	Opp. Pen.-Yds
Incarnate Word	3-15	7-50
Alabama	1-6	4-30
Washington		
Nevada		
San Jose State		
New Mexico		
SDSU		
UNLV		
BYU		
Hawai'i		
Wyoming		
Boise State		





2017 FRESNO STATE STATISTICS

FRESNO STATE CHUNK PLAYS

Yards	Opponent	Play	Result
65	UIW	Hokit pass to Rice, Ja.	TD
63	ALA	Scott kick return	1st-10
45	UIW	McMaryion pass to Allen	TD
44	UIW	O'Neal punt return	1st-10
40	UIW	Virgil pass to Jordan	1st-Goal
34	UIW	Virgil pass to Johnson, K.	1st-10
30	ALA	Virgil pass to Scott	1st-10
29	UIW	Virgil pass to Johnson, K.	1st-10
26	ALA	Virgil pass to Grim	TD
25	UIW	Virgil pass to Scott	1st-10
24	UIW	McMaryion pass to Jordan	TD
24	UIW	Virgil pass to Johnson, K.	1st-10
21	UIW	Virgil pass to Mims	1st-10
20	UIW	Virgil pass to Johnson, K.	1st-10

Only KO returns of 35 yards or more or INT & PR of 25 yards or more are included

OPPONENT CHUNK PLAYS

Yards	Opponent	Play	Result
55	ALA	Hurts rush	TD
34	UIW	Laird pass to Brooks	1st-10
28	ALA	Hurts rush	1st-10
25	ALA	Hurts rush	1st-10
24	ALA	Tagovailoa pass to Marks	1st-10
23	ALA	Hurts pass to Hentges	TD

Only KO returns of 35 yards or more or INT & PR of 25 yards or more are included




2017 FRESNO STATE PARTICIPATION

#	Name	GP/GS	#	Name	GP/GS	#	Name	GP/GS
79	AIBUEDEFE, Nick	1/-	98	IAKOPO, Keiti	2/-	29	RICE, Justin	2/-
13	ALLEN, Justin	2/-	80	JAVERNICK	2/-	89	RIDDERING, Kyle.....	2/2
9	ALLISON, J.	2/2	96	JEANNITON, K.	1/-	20	RIVERS, Ronnie	2/2
90	ATKINS, Kevin	2/-	17	JOHNSON, Johnny.....	2/2	8	SCOTT, Da'Mari	2/2
7	BAILEY, James	2/2	3	JOHNSON, Keesea.....	2/2	22	SOECHTING, T.	2/-
94	BELONY, Patrick	2/-	24	JOHNSON, S.	1/-	73	ST. ANDREW, M.	2/2
51	BOYER, Markus	1/-	32	JONES, Kwami	2/-	32	STANLEY, Robert.....	2/2
14	BRYANT, Jaron	2/2	1	JORDAN, Jamire	2/2	88	TANGIPA, David	2/-
26	BURT, Brian	1/-	6	KELLY, Anthoula	2/-	65	TUITELE, Syrus	1/-
36	CAMACHO, Jimmy	2/-	91	MADSEN, Nathan	2/2	44	VAN HOOK, S.	2/-
25	COLEMAN	2/-	13	MAFI, Kesomi	2/-	5	VIRGIL, Chason	2/2
82	COLEMAN, Donte	1/-	38	MAFI, Maamaloa	2/-	53	WESTBERRY, J.	2/-
58	CRONK, C.	2/2	41	MANNING, Ronnie.....	1/-	66	WOODLEY, Quireo	1/-
47	CUSICK, Blake	2/-	6	McMARYION	2/-			
19	DALENA, Frank	1/-	27	MILTON, Ka'Lonn.....	2/-			
1	DEGRUY, Damien	2/-	22	MIMS, Jordan	2/-			
18	FINCH, Jackson	2/-	77	MITCHELL, Aaron.....	2/2			
97	FORRESTER, M.	2/2	15	MOSBY, Arron	2/-			
50	FOSTER, Tainoa	2/-	52	MUTI, Netane	2/2			
28	GAGNON, Kenny	1/-	5	NDOH, Emeka	2/-			
76	GAMA, Shane	1/-	11	O'NEAL, Dejonte	2/-			
84	GRAYSON, A.	1/-	56	OKEKE, Tobenna	2/2			
40	GREEN, Justin	2/2	10	OTUKOLO, Nela	2/-			
7	GRIM, Derrion	2/-	87	PARKER, Namani	2/-			
93	HAYNES, Jasad	2/-	78	PATTERSON, D.	2/2			
34	HELMUTH, George.....	2/-	4	PERRY, Deonte	1/-			
86	HENDRICKSON, K.....	1/-	74	POPOLIZIO, Ryan	1/-			
33	HOKIT, Josh	2/-	2	POTTS, DeShawn	2/2			
23	HUGHES, Juju	2/2	16	RICE, Jared	2/-			

2017 GAME-BY-GAME OFFENSIVE STARTERS

DATE	OPPONENT	LT	LG	C	RG	RT	QB	RB	WR	WR	WR	TE
9/2	Incarnate Word	Cronk	Muti	Mitchell	St. Andrew	Patterson	Virgil	Rivers	Jordan	Johnson, K.	Scott	Riddering
9/9	at Alabama	Cronk	Muti	Mitchell	St. Andrew	Patterson	Virgil	Rivers	Jordan	Johnson, K.	Scott	Riddering
9/16	at Washington											
9/30	Nevada*											
10/7	at San Jose State*											
10/14	New Mexico*											
10/21	at San Diego State*											
10/28	UNLV*											
11/4	BYU											
11/11	at Hawai'i*											
11/18	at Wyoming*											
11/25	Boise State*											

2017 GAME-BY-GAME DEFENSIVE STARTERS

DATE	OPPONENT	DE	DT	DT	DE	LB	LB	LB	CB	FS	SS	CB
9/2	Incarnate Word	Stanley	Forrester	Madsen	Okeke	Green	Allison	Bailey	Johnson, J.	Potts	Hughes, J.	Bryant
9/9	at Alabama	Stanley	Forrester	Madsen	Okeke	Green	Allison	Bailey	Johnson, J.	Potts	Hughes, J.	Bryant
9/16	at Washington											
9/30	Nevada*											
10/7	at San Jose State*											
10/14	New Mexico*											
10/21	at San Diego State*											
10/28	UNLV*											
11/4	BYU											
11/11	at Hawai'i*											
11/18	at Wyoming*											
11/25	Boise State*											





TURNOVERS YEAR-BY-YEAR - SINCE 2008

2017 - Fresno State Record: 1-1

Fresno State						Opponents					
Date	Opponent	Sacks	FR	INT	Gained	Sacks	FR	INT	Lost	Turnovers	Turnovers
9/2	Incarinate Word	2	1	1	2	0	0	0	0	0	0
9/9	at Alabama	1	0	0	0	1	0	1	1	1	1
9/16	at Washington										
9/30	Nevada										
10/7	at San Jose State										
10/14	New Mexico										
10/21	at San Diego St.										
10/28	UNLV										
11/4	BYU										
11/11	at Hawai'i										
11/18	at Wyoming										
11/25	Boise State										
Totals	12 Games	3	1	1	2	1	0	1	1	1	1

NATIONAL RANKINGS

Sacks: 75
Fumble Recoveries: 50
Passes Intercepted: 67

Turnovers Gained: 78
Turnover Margin: 43

NATIONAL RANKINGS

Sacks Allowed: 9
Fumbles Lost: 12
INTs Thrown: 32

Turnovers Lost: 12
Turnover Margin: 43

2016 - Fresno State Record: 1-11

Fresno State						Opponents					
Date	Opponent	Sacks	FR	INT	Gained	Sacks	FR	INT	Lost	Turnovers	Turnovers
9/3	at Nebraska	0-0	0	0	0	4-21	0	2	2	2	2
9/10	Sacramento St.	3-11	0	2	2	2-19	1	1	2	2	2
9/17	at Toledo	0-0	0	0	0	5-35	0	0	0	0	0
9/24	Tulsa	4-34	1	1	2	2-9	1	1	2	2	2
10/1	at UNLV	0-0	0	0	0	2-20	0	1	1	1	1
10/8	at Nevada	1-15	1	0	1	1-4	2	0	0	2	2
10/14	San Diego St.	1-1	0	0	0	2-12	0	3	3	3	3
10/22	at Utah St.	0-0	0	0	0	1-6	0	0	0	0	0
10/28	Air Force	1-6	1	0	1	2-11	0	4	4	4	4
11/5	at Colorado St.	0-0	0	0	0	5-26	0	1	1	1	1
11/19	Hawai'i	2-15	0	1	1	1-6	0	0	0	0	0
11/26	San Jose St.	2-12	1	1	2	4-17	1	0	0	1	1
Totals	12 Games	14-94	4	5	9	31-186	5	13	18	18	18

NATIONAL RANKINGS

Sacks: T-117
Fumble Recoveries: T-116
Passes Intercepted: T-117

Turnovers Gained: T-126
Turnover Margin: T-117

NATIONAL RANKINGS

Sacks Allowed: T-96
Fumbles Lost: T-12
INTs Thrown: T-88

Turnovers Lost: T-47
Turnover Margin: T-117

2015 - Fresno State Record: 3-8

Fresno State						Opponents					
Date	Opponent	Sacks	FR	INT	Gained	Sacks	FR	INT	Lost	Turnovers	Turnovers
9/3	Abilene Christian	5-30	0	2	2	0-0	1	2	3	3	3
9/12	at No. 14 Ole Miss	1-8	2	1	3	1-15	1	3	4	4	4
9/19	No. 21 Utah	0-0	2	1	3	1-5	2	0	2	2	2
9/26	at San Jose St.	6-35	1	0	1	2-19	0	1	1	1	1
10/3	at San Diego St.	3-25	1	0	1	3-27	0	0	0	0	0
10/10	Utah State	2-13	1	0	1	5-25	1	3	4	4	4
10/16	UNLV	6-24	0	0	0	0-0	1	0	1	1	1
10/24	at Air Force	0-0	1	0	1	2-9	0	1	1	1	1
11/5	Nevada	2-18	0	1	1	3-20	1	3	4	4	4
11/14	at Hawai'i	2-13	1	3	4	3-16	0	0	0	0	0
11/21	at BYU	1-5	2	0	2	4-26	0	3	3	3	3
11/28	Colorado St.	0-0	0	1	1	2-16	0	0	0	0	0
Totals	12 Games	28-171	11	9	20	24-152	7	16	23	23	23

NATIONAL RANKINGS

Sacks: T-29
Fumble Recoveries: T-7
Passes Intercepted: T-79

Turnovers Gained: T-50
Turnover Margin: T-93

NATIONAL RANKINGS

Sacks Allowed: T-73
Fumbles Lost: T-54
INTs Thrown: T-118

Turnovers Lost: T-113
Turnover Margin: T-93

2014 - Fresno State Record: 6-8

Fresno State						Opponents					
Date	Opponent	Sacks	FR	INT	Gained	Sacks	FR	INT	Lost	Turnovers	Turnovers
8/30	at USC	0-0	2	0	2	1-10	0	4	4	4	4
9/6	at Utah	2-11	0	0	0	7-34	1	0	1	1	1
9/13	Nebraska	0-0	1	0	1	4-29	0	0	0	0	0
9/20	Southern Utah	4-10	1	1	2	0-0	0	1	1	1	1
9/26	at New Mexico	2-14	0	0	0	3-24	1	1	2	2	2
10/3	San Diego State	2-12	1	2	3	3-7	1	1	2	2	2
10/10	at UNLV	5-13	0	1	1	1-1	1	2	3	3	3
10/17	at Boise State	2-10	1	0	1	5-22	0	1	1	1	1
11/1	Wyoming	1-6	1	0	1	2-6	0	2	2	2	2
11/8	San Jose State	0-0	1	2	3	1-5	1	1	2	2	2
11/22	at Nevada	3-24	3	1	4	3-20	1	1	2	2	2
11/29	Hawai'i	6-34	0	2	2	2-17	0	2	2	2	2
12/6	at Boise State*	1-5	0	0	0	4-24	0	3	3	3	3
12/24	vs. Rice!	2-14	0	0	0	4-24	0	2	2	2	2
Totals	14 Games	30-153	11	9	20	40-223	6	21	27	27	27

NATIONAL RANKINGS

Sacks: 65
Fumble Recoveries: T-38
Passes Intercepted: T-91

Turnovers Gained: T-55
Turnover Margin: T-103

NATIONAL RANKINGS

Sacks Allowed: T-105
Fumbles Lost: T-19
INTs Thrown: 123

Turnovers Lost: T-109
Turnover Margin: T-103

2013 - Fresno State Record: 11-2

Fresno State						Opponents					
Date	Opponent	Sacks	FR	INT	Gained	Sacks	FR	INT	Lost	Turnovers	Turnovers
8/29	Rutgers	1-10	1	1	2	1-4	2	1	3	3	3
9/7	Cal Poly	1-10	1	0	1	0-0	1	0	1	1	1
9/14	at Colorado					-----GAME CANCELED (FLOODING)-----					
9/20	Boise State	4-19	1	1	2	1-2	0	0	0	0	0
9/28	at Hawai'i	7-46	0	2	2	1-1	3	2	5	5	5
10/5	at Idaho	6-41	1	4	5	0-0	1	2	3	3	3
10/19	UNLV	3-12	0	0	0	0-0	0	1	1	1	1
10/26	at San Diego St.	2-12	1	1	2	2-22	0	0	0	0	0
11/2	Nevada	3-18	0	1	1	2-14	1	0	1	1	1
11/9	at Wyoming	1-8	1	1	2	1-9	0	0	0	0	0
11/23	New Mexico	3-25	0	0	0	0-0	0	0	0	0	0
11/29	at San Jose St.	0-0	2	0	2	0-0	0	1	1	1	1
12/7	Utah State*	8-49	0	2	2	3-19	3	2	5	5	5
12/21	vs. USC!	1-17	1	1	2	0-0	0	1	1	1	1
Totals	13 Games	40-250	9	14	23	12-72	11	10	21	21	21

NATIONAL RANKINGS

Sacks: 6
Fumble Recoveries: T-56
Passes Intercepted: T-40

Turnovers Gained: T-47
Turnover Margin: T-48

NATIONAL RANKINGS

Sacks Allowed: 6
Fumbles Lost: T-84
Interceptions Thrown: T-35

Turnovers Lost: T-57
Turnover Margin: T-48

2012 - Fresno State Record: 9-4

Fresno State						Opponents					
Date	Opponent	Sacks	FR	INT	Gained	Sacks	FR	INT	Lost	Turnovers	Turnovers
9/1	Weber State	4-17	0	1	1	1-13	0	0	0	0	0
9/8	at No. 4 Oregon	3-34	3	0	3	3-16	0	0	0	0	0
9/15	Colorado	4-24	0	4	4	0-0	1	1	2	2	2
9/22	at Tulsa	0-0	0	3	3	2-13	2	0	0	0	0
9/29	San Diego St.	5-35	2	3	5	1-9	2	2	4	4	4
10/6	at Colorado St.	4-29	1	1	2	2-18	0	0	0	0	0
10/13	at Boise St.	1-0	0	1	1	3-21	1	1	2	2	2
10/20	Wyoming	1-8	0	2	2	2-15	2	0	0	0	0
10/27	at New Mexico	1-4	1	1	2	2-11	0	1	1	1	1
11/3	Hawai'i	5-19	2	1	3	3-21	0	1	1	1	1
11/10	at Nevada	3-26	2	2	4	1-7	1	0	0	0	0
11/24	Air Force	3-15	2	1	3	1-7	1	0	1	1	1
12/24	SMU!	5-24	0	2	2	7-53	2	2	4	4	4
Totals	13 games	40-239	13	22	35	29-207	12	8	20	20	20

NATIONAL RANKINGS

Sacks: 9
Fumble Recoveries: T-27
Passes Intercepted: 3

Turnovers Gained: 5
Turnover Margin: T-7

NATIONAL RANKINGS

Sacks Allowed: T-78
Fumbles Lost: T-77
Interceptions Thrown: T-28

Turnovers Lost: T-46
Turnover Margin: T-7

2011 - Fresno State Record: 4-9

Fresno State						Opponents					
Date	Opponent	Sacks	FR	INT	Gained	Sacks	FR	INT	Lost	Turnovers	Turnovers
9/3	vs. California	2-17	1	1	2	6-30	1	1	2	2	2
9/10	at No. 10 Nebraska	1-4	0	2	2	0-0	1	0	1	1	1
9/17	North Dakota	2-23	0	0	0	3-26	0	0	0	0	0
9/24	at Idaho	2-12	0	0	1	0-0	0	2	2	2	2
10/1	Ole Miss	1-7	0	0	0	2-18	1	1	2	2	2
10/7	No. 5 Boise St.	0-0	0	0	0	0-0	2	2	4	4	4
10/15	Utah State	3-15	1	0	1	0-0	2	0	2	2	2
10/22	at Nevada	2-8	0	0	0	1-2	2	0	0	0	0
11/5	La Tech	1-8	0	0	0	3-12	1	2	3	3	3
11/12	at New Mexico St.	2-17	0	1	1	1-4	1	0	1	1	1
11/19	at Hawai'i	4-32	0	0	0	1-3	0	0	0	0	0
11/26	San Jose St.	0-0	1	1	2	0-0	2	1	3	3	3
12/3	at San Diego St.	2-15	0	0	0	3-28	0	1	1	1	1
Totals	13 Games	20-143	4	5	9	17-95	13	9	22	22	22

NATIONAL RANKINGS

Sacks: T-79
Fumble Recoveries: T-117
Passes Intercepted: T-111

Turnovers Gained: T-119
Turnover Margin: T-111

NATIONAL RANKINGS

Sacks Allowed: T-35
Fumbles Lost: T-99
Interceptions Thrown: T-39

Turnovers Lost: T-72
Turnover Margin: T-116

2010 - Fresno State Record: 8-5

Fresno State					
--------------	--	--	--	--	--



INDIVIDUAL GAME HIGHS

PASSING

Name	Attempts		Completions		Yards		Career 300-Yard Passing Games
	2017	Career	2017	Career	2017	Career	
Chason Virgil	34 (Alabama)	45 (2x)	21 (Alabama)	27 (*16 at Utah St.)	246 (UIW)	303 (*16 Air Force)	1
Marcus McMaryion	7 (UIW)	Same	6 (UIW)	Same	103 (UIW)	Same	--
Name	Longest Pass		TDs		INTs		
	2017	Career	2017	Career	2017	Career	
Chason Virgil	40 (UIW)	85 (*16 at Toledo)	1 (2x)	3 (*16 Air Force)	1 (Alabama)	4 (*16 Air Force)	
Marcus McMaryion	45 (UIW)	Same	2 (UIW)	Same	--	--	

RUSHING

Name	Attempts		Yards		TDs		Longest Career Run	100-Yd Games
	2017	Career	2017	Career	2017	Career		
Josh Hokit	4 (2x)	18 (*16 Hawai'i)	13 (UIW)	97 (*16 Hawai'i)	2 (UIW)	Same	18 (*16 Hawai'i)	--
KeeSean Johnson	--	1 (3x)	--	10 (*16 at Nevada)	--	--	10 (*16 at Nevada)	--
SaeVion Johnson	5 (UIW)	Same	13 (UIW)	Same	--	--	11 (UIW)	--
Jamire Jordan	--	6 (*16 at UNLV)	--	44 (*16 Tulsa)	--	1 (*16 Tulsa)	44 (*16 Tulsa)	--
Marcus McMaryion	1 (2x)	Same	15 (Alabama)	Same	--	--	15 (Alabama)	--
Jordan Mims	8 (UIW)	Same	38 (UIW)	Same	1 (UIW)	Same	13 (UIW)	--
Dejonte O'Neal	5 (UIW)	Same	37 (UIW)	Same	--	1 (*16 Sac St.)	17 (2x)	--
Deonte Perry	8 (UIW)	Same	31 (UIW)	Same	--	--	8 (UIW)	--
Ronnie Rivers	9 (2x)	Same	60 (UIW)	Same	1 (UIW)	Same	30 (UIW)	--
Da'Mari Scott	2 (Alabama)	Same	10 (Alabama)	Same	--	--	9 (Alabama)	--
Chason Virgil	3 (Alabama)	19 (*16 Tulsa)	3 (Alabama)	47 (*16 Tulsa)	--	2 (*16 Tulsa)	28 (*16 SDSU)	--

RECEIVING

Name	Receptions		Yards		TDs		Longest Career Reception	100-Yd Games
	2017	Career	2017	Career	2017	Career		
Justin Allen	2 (UIW)	Same	51 (UIW)	Same	1 (UIW)	Same	45 (UIW)	--
Derrion Grim	2 (2x)	Same	23 (Alabama)	Same	1 (Alabama)	Same	26 (Alabama)	--
Josh Hokit	2 (Alabama)	Same	16 (Alabama)	Same	--	--	12 (Alabama)	--
KeeSean Johnson	8 (Alabama)	10 (*16 Air Force)	120 (UIW)	142 (*16 Air Force)	--	3 (*16 Air Force)	53 (*16 SJSU)	2
Jamire Jordan	2 (UIW)	10 (*16 at Utah St.)	65 (UIW)	115 (*16 Air Force)	1 (UIW)	1 (8x)	85 (*16 at Toledo)	4
Jordan Mims	1 (2x)	Same	21 (UIW)	Same	--	--	21 (UIW)	--
Dejonte O'Neal	1 (Alabama)	4 (*16 at Toledo)	5 (Alabama)	13 (*16 Sac St.)	--	--	8 (*16 Sac St.)	--
Jared Rice	1 (2x)	2 (*16 Hawai'i)	65 (UIW)	Same	1 (UIW)	1 (3x)	65 (UIW)	--
Kyle Riddering	2 (Alabama)	3 (*16 at Utah St.)	20 (Alabama)	Same	1 (UIW)	Same	12 (*16 at Nevada)	--
Ronnie Rivers	3 (UIW)	Same	22 (UIW)	Same	--	--	12 (UIW)	--
Da'Mari Scott	7 (Alabama)	Same	67 (Alabama)	102 (*14 So. Utah)	--	2 (*15 at Hawai'i)	81 (*14 So. Utah)	--

DEFENSE

Name	Tackles		TFL		Sacks		INT	FF
	2017	Career	2017	Career	2017	Career		
Jeffrey Allison	14 (Alabama)	Same	1.0 (Alabama)	Same	1.0 (Alabama)	Same	--	--
Kevin Atkins	1 (UIW)	Same	1.0 (UIW)	Same	--	--	--	--
James Bailey	4 (Alabama)	9 (*15 at SJSU)	1.0 (Alabama)	1.5 (*16 Tulsa)	--	0.5 (*16 Tulsa)	--	--
Mike Bell	1 (Alabama)	7 (*16 Utah St.)	--	1.0 (*16 at CSU)	--	--	--	--
Patrick Belony	2 (UIW)	3 (*16 SDSU)	--	0.5 (2x)	--	--	--	--
Jaron Bryant	7 (Alabama)	Same	1.0 (Alabama)	Same	--	--	--	--
Sherman Coleman Jr.	2 (UIW)	Same	--	--	--	--	1 (UIW)	--
Damien DeGruy	1 (UIW)	Same	--	--	--	--	--	--
Jackson Finch	3 (Alabama)	Same	--	--	--	--	--	--
Malik Forrester	2 (Alabama)	6 (2x)	--	2.0 (*16 SDSU)	--	1.0 (*16 Tulsa)	--	--
Tainoa Foster	2 (UIW)	Same	0.5 (UIW)	Same	--	--	--	--
Justin Green	3 (Alabama)	8 (*15 at SJSU)	--	1.0 (5x)	--	1.0 (4x)	--	1 (*15 at Miss)
Jasad Haynes	2 (UIW)	Same	0.5 (UIW)	Same	--	--	--	--
George Helmuth	4 (UIW)	5 (*15 at UH)	--	--	--	--	--	--
Juju Hughes	9 (Alabama)	Same	--	1.5 (*16 Air Force)	--	--	--	--
Keiti Iakopo	1 (Alabama)	Same	--	--	--	--	--	--
Kwami Jones	3 (Alabama)	Same	--	--	--	--	--	--
Johnny Johnson Jr.	5 (Alabama)	Same	--	--	--	--	--	--
Tank Kelly	6 (UIW)	Same	1.0 (UIW)	Same	--	--	--	--
Nate Madsen	1 (Alabama)	5 (*15 vs. Utah)	0.5 (Alabama)	2.0 (*14 vs. SUU)	--	1.0 (2x)	--	--
Maamalao Mafi	1 (UIW)	Same	--	--	--	--	--	--
Ka'Lonn Milton	3 (2x)	Same	--	--	--	--	--	--
Arron Mosby	1 (UIW)	Same	--	--	--	--	--	--
Emeka Ndoh	3 (UIW)	Same	3.0 (UIW)	Same	2.0 (UIW)	Same	--	1 (UIW)
Tobenna Okeke	2 (Alabama)	9 (Air Force)	--	2.0 (*15 vs. ACU)	--	1.0 (4x)	--	--
Nela Otukolo	2 (UIW)	10 (*16 SDSU)	--	1.5 (*15 vs. Utah)	--	1.0 (3x)	--	1 (*16 AF)
DeShawn Potts	3 (Alabama)	11 (*16 SDSU)	--	1.0 (*16 at Toledo)	--	--	--	--
Justin Rice	2 (Alabama)	Same	1.0 (UIW)	Same	--	--	--	--
Trent Soechting	3 (Alabama)	10 (*16 Air Force)	--	1.0 (*16 at Nebraska)	--	--	--	--
Robert Stanley	3 (UIW)	12 (*16 SJSU)	1.0 (UIW)	1.5 (*16 Air Force)	--	--	--	--
Stephen Van Hook	1 (UIW)	1 (2x)	1.0 (UIW)	Same	--	--	--	--





THE LAST TIME

A Bulldog Player Had... RUSHING

300+ yards rushing:

Never

250-299 yards rushing:

261, Robbie Rouse at Nevada (11/10/12)

200-249 yards rushing:

217, Robbie Rouse vs. Nevada (11/13/10)

150-199 yards rushing:

169, Dontel James at Nevada (10/8/16)

100 yard rushing game by a quarterback:

142, Bill Yancy, at McNeese State (9/9/78)

Back-to-back 200-yard rushing games:

Robbie Rouse, 11/6/10-11/13/10

Five+ consecutive 100-yard rushing games:

9 games, Ryan Matthews, 9/5-11/7/09

Four consecutive 100-yard rushing games:

Marteze Waller, 10/10-11/8/14

2 rushers with 100 yards:

Marteze Waller (145) & Josh Quezada (112)
vs. San Jose State (11/8/14)

90+ yard rushing play:

94, Robbie Rouse vs. Colorado (9/15/12) - TD

80-89 yard rushing play:

80, Lonyae Miller vs. Hawai'i (10/4/08)

70-79 yard rushing play:

76, Marteze Waller at Boise State (10/17/14)

60-69 yard rushing play:

66, Brian Burrell vs. Nebraska (9/13/14) - TD

40+ rushing attempts:

43, Robbie Rouse at La Tech (11/6/10)

30-39 rushing attempts:

36, Robbie Rouse at Nevada (11/10/12)

2 rushers with 2 TDs:

Kilton Anderson (2), Marteze Waller (2) vs.
Colorado State (10/16/15)

5 TDs rushing:

Don Driscoll vs. Cal State-Los Angeles (10/2/54)

4 TDs rushing:

Michael Pittman at San Jose State (11/15/97)

3 TDs rushing:

Ryan Matthews at Illinois (12/5/09)

3 TDs rushing by a quarterback:

Trent Dilfer vs. UNLV (10/26/91)

2 TDs rushing by a quarterback:

Kilton Anderson vs. UNLV (10/16/15)

RECEIVING

200+ yards receiving:

264, Davante Adams at San Jose St. (11/29/13)

150-199 yards receiving:

194, Aaron Peck at UNLV (10/1/16)

2 receivers with 100 yards receiving:

KeeSean Johnson (142),
Jamire Jordan (115) vs. Air Force (10/28/16)

3 receivers with 100 yards receiving:

Davante Adams (246), Josh Harper (161),
Isaiah Burse (112) vs. New Mexico (11/23/13)

90+ yard pass play:

97, Isaiah Burse from Derek Carr vs. Colorado
(9/15/12) - TD

80-89 yard pass play:

80, Aaron Peck from Chason Virgil at UNLV
(10/1/16) - TD

70-79 yard pass play:

75, Davante Adams from Derek Carr vs. UNLV
(10/19/13)

60-69 yard pass play:

65, Jared Rice from Josh Hokit vs. Incarnate Word
(9/2/17) - TD

50-59 yard pass play:

53, KeeSean Johnson from Zach Kline vs.
San Jose State (11/26/16)

10-14 receptions:

KeeSean Johnson (10) vs. Air Force (10/28/16)

15+ or more receptions:

Isaiah Burse (17) vs. Utah State (12/7/13)

2+ receivers with 10 or more catches:

Davante Adams (13), Isaiah Burse (10)
at San Jose St. (11/29/13)

2 receivers with 2 TDs:

Davante Adams (4), Josh Harper (4)
vs. New Mexico (11/23/13)

A TE with two TDs:

Chad Olsen (2) at UNLV (10/10/14) & vs. ACU (9/3/15)

3+ TDs receiving:

KeeSean Johnson (3) vs. Air Force (10/28/16)

Back-to-back games with 2+ TDs receiving:

Davante Adams
11/23/13 vs. UNM (4), 11/29/13 (3) at SJSU

Back-to-back 100-yard plus receiving games:

Davante Adams (3),
11/23/13 (246) -11/29/13 (264) - 12/7/13 (168)

Back-to-back 200-yard plus receiving games:

Davante Adams
11/23/13 vs. UNM (246), 11/29/13 at SJSU (264)

Had three consec. 100-yard plus receiving games:

Davante Adams, 11/23/13 (246) -11/29/13 (264) -
12/7/13 (168)

Five receivers with TDs:

D. Scott (2), J. Jordan (1), J. Blandin (1),
C. Olsen (1), M. Waller at Hawai'i (11/14/15)

Four receivers with TDs:

J. Jordan (1), J. Allen (1), J. Rice (1),
K. Riddering (1) vs. Incarnate Word (9/2/17)

Three receivers with TDs:

Da'Mari Scott (1), Josiah Blandin (1),
Jamire Jordan (1) vs. Utah (9/19/15)

Caught a TD in six-straight games:

Davante Adams (9 games), 10/5/13-12/21/13

An OL caught a pass:

Adam McDowell (3 yards) at No. 8 Boise State
(11/28/08)

PASSING

500-plus yards passing:

519, Derek Carr at San Jose St. (11/29/13)

400-499 yards passing:

404, Derek Carr vs. Utah State (12/7/13)

3+ Consecutive 300+ passing games:

Derek Carr (5), 11/2/13-12/7/13

Back-to-back 500-yard plus passing games:

Derek Carr,
vs. UNM (522) 11/22/13, at SJSU (519) 11/29/13

7 TDs passing:

Derek Carr vs. New Mexico (11/23/13)*

6 TDs passing:

Zack Greenlee at Hawaii (11/14/15)

5 TDs passing:

Derek Carr at Idaho (10/5/13)

4 TDs passing:

Brian Burrell at Nevada (11/22/14)

Back-to-back games with 4+ TD passes:

Derek Carr (three games)
at Wyoming (4), vs. New Mexico (7), SJSU (6)
11/9/13-11/29/2013

Three 50+ yard TD passes in the same game:

Derek Carr 59 yards to Davante Adams, 57 yards
to Davante Adams, 59 yards to Josh Harper
vs. New Mexico (11/23/13)

Two 50+ yard TD passes in the same game:

Derek Carr 97 yards to Isaiah Burse & 60 yards
to Davante Adams vs. Colorado (9/15/12)

Two 50+ yard TD passes in the same game:

Derek Carr, 59 yards to Davante Adams & 59 yards
to Josh Harper vs. New Mexico (11/23/13) - 3rd Qtr.

Three Quarterbacks throw TD in same game:

B. Burrell (2), B. Connette (1), Z. Greenlee (1)
vs. Southern Utah (9/20/14)

50+ pass attempts:

59, Brian Burrell vs. Nebraska (9/13/14)

40-49 pass attempts:

44, Chason Virgil at Utah State (10/22/16)

40+ pass completions

52*, Derek Carr vs. Rutgers (8/29/13)

30-39 pass completions

30, Brian Burrell at Boise St.-MWC Game (12/6/14)

DEFENSE

15+ tackles:

15, Stratton Brown vs. Air Force (11/26/16)

12-14 tackles:

14, Jeffrey Allison at Alabama (9/9/17)

10+ tackles by a DL:

14, Tyeler Davison at UNLV (10/10/14)

3+ sacks:

3.0, Tyeler Davison vs. Hawai'i (11/29/14)

4.5+ tackles for a loss:

4.5, Ejiro Ederaine at San Diego St. (10/26/13)

4.0 tackles for a loss:

4.0, Ejiro Ederaine at Boise St.-MWC Game (12/6/14)

3 interceptions:

Phillip Thomas vs. Colorado (9/15/12)

2 interceptions:

L.J. Jones at Hawai'i (9/28/13)

Interception return for TD

Shannon Edwards (56 yards) at No. 14 Ole Miss
(9/12/15)

Two interception returns for TD

*Phillip Thomas (16 & 43 yards) vs. Colorado
(9/15/12)

Two players with interception returns for TDs

Patrick Su'a (20) and Tristan Okpalaugo (21)
at Tulsa (9/22/12)

Fumble recovery for TD:

Ejiro Ederaine (*78 yards)
at San Diego St. (10/26/13)

Two players with fumble recoveries for TDs:

Tyler Davison (0 yards), Travis Brown (26 yards)
at Nevada (11/10/12)

Recovered two fumbles in a game:

Ben Jacobs vs. Louisiana Tech (11/21/09)

Forced three fumbles in a game:

Ben Jacobs vs. Louisiana Tech (11/29/09)

Forced & recovered a fumble in the same game:

Emeka Ndoh vs. Incarnate Word (9/2/17)

Scored on a safety:

Emeka Ndoh vs. Incarnate Word (9/2/17)

SPECIAL TEAMS

Blocked a field goal:

Sherman Coleman Jr. vs. Incarnate Word (9/2/17)

Returned a blocked field goal for a touchdown:

Isaiah Green (59 yards) at San Diego St. (12/3/11)

Blocked a PAT:

Nikko Mota vs. Nevada (11/2/13)

Blocked 2 PATs in a game:

Cody Wichmann vs. California (9/3/11)

Returned a PAT for Two Points:

Charles Washington vs. San Diego State (9/29/12)

Blocked a punt:

DeShawn Potts at UNLV (10/1/16)

Returned a blocked punt for a touchdown:

T.J. Thomas (9 yards) vs. San Jose State (11/8/14)

Returned a kickoff for a TD:

A.J. Jefferson (92 yards) vs. Nevada (11/7/08)

Returned an opening kickoff for a TD:

Has not happened in last 10 seasons

Recovered an onside kick attempt:

Michael Martens vs. Utah (9/19/15)

Returned a punt for a TD:

Isaiah Burse (2, 61/58 yards) vs. Cal Poly (9/7/13)

Returned 2 punts for TD in same game:

Isaiah Burse (61 & 58 yards) vs. Cal Poly (9/7/13)

Made 4 FGs in a Game:

Quentin Breshears at No. 4 Oregon (9/8/12)

Kicked a field goal of 55+ yards

*58, Kevin Goessling at Utah State (10/25/08)

Kicked a field goal of 50-54 yards

50, Kevin Goessling vs. Illinois (12/3/10)

TOTAL OFFENSE/ALL-PURPOSE

500 yards total offense:

551, Derek Carr at San Jose St. (11/29/13)

400-499 yards total offense:

482, Derek Carr vs. Nevada (11/2/13)

300+ all-purpose yards:

311, Robbie Rouse at Louisiana Tech (11/6/10)

* denotes school record





THE LAST TIME

A Bulldog Team Had... OFFENSE

90+ points: 94, vs. New Mexico (10/5/91)
80-89 points: 80, vs. Fort Ord (1942)
70-79 points: 70, vs. Hawai'i (11/12/04)
60-69 points: 66, vs. Incarnate Word (9/2/17)
50-59 points: 56, vs. Southern Utah (9/20/14)
0 points: at Colorado State (11/5/16)
0 points in 1st half: at Colorado State (11/5/16)
0 points in 2nd half: San Jose State (11/26/16)
Did not score a Touchdown:
 at Colorado State (11/5/16)
Scored 3-plus TDs in 4th Quarter: 3- vs. Sacramento State (9/10/16)
400+ yards rushing: *503, vs. Hawai'i (11/12/04)
300-399 yards rushing:
 389, vs. Southern Utah (9/20/14)
Less than 100 yards rushing:
 58, at No. 1 Alabama (9/9/17)
Negative rushing yards:
 -16, vs. SMU (12/24/12)
70+ rushing attempts: *71, vs. Pacific (11/9/91)
60-69 rushing attempts: 64, vs. Hawai'i (11/12/04)
50-59 rushing attempts: 52, Hawai'i (11/19/16)
Less than 10 rushing attempts: 6 vs. USC (12/21/14)
7+ rushing TDs: 9, vs. Hawai'i (11/12/04)
6 rushing TDs: at San Jose State (11/27/04)
5 rushing TDs: vs. Colorado (9/15/12)
500+ yards passing:
 519, at San Jose St. (11/29/13)
Less than 100 yards passing:
 77, at San Diego State (10/3/15)
50+ pass attempts: 59, vs. Nebraska (9/13/14)
40+ pass completions: *52, vs. Rutgers (8/29/13)
30-39 pass completions: 30, vs. Nebraska (9/13/14)
Had 12+ players catch a pass:
 12, at No. 19 Oregon (9/15/07)
600+ total net yards: 613, vs. Incarnate Word (9/2/17)
500-599 total net yards:
 551 at Nevada (11/22/14)
Less than 150 total net yards:
 125, at Boise State (11/19/11)
Less than 100 total net yards:
 89, at San Diego State (10/3/15)
Had a 200-yard rusher and 200-yard passer:
 at Nevada (11/10/12) - Robbie Rouse (261 rushing) & Derek Carr (220 passing)
37+ minutes of possession:
 38:15, at Hawai'i (11/19/11)
 37:13, at Hawai'i (11/14/15)

DEFENSE

Shutout an opponent: vs. Incarnate Word (9/2/17)
Shutout an opponent in the 1st half:
 vs. Incarnate Word (9/2/17)
Shutout an opponent in the 2nd half:
 vs. Incarnate Word (9/2/17)
Allowed 50+ points: 52, at Toledo (9/17/16)
Held two opponents scoreless in the same season:
 1988, New Mexico St. (41-0), McNeese St. (49-0), & Pacific (34-0)
Held an opponent to 0 or no yards in a quarter:
 -3 yards, 4th qtr, at Boise St.-MWC Game (12/6/14)
7+ interceptions: *7, vs. Idaho State (9/21/68)
6 interceptions: vs. Georgia Tech (12/31/02)
5 interceptions: vs. Oregon State (9/5/03)
4 interceptions: at Idaho (10/5/13)
3 interceptions: at Hawai'i (11/14/15)
Interception by a defensive lineman:
 Nikko Mota at Idaho (10/5/13)
4+ fumble recoveries: vs. New Mexico St. (11/11/06)
3 fumble recoveries: at Nevada (11/22/14)
13+ TFL in a game: vs. (13) New Mexico (11/23/13)
12 TFL in a game: vs. Cincinnati (9/4/10)
11 TFL in a game: vs. Hawai'i (11/29/14)

10 TFL in a game: vs. USC (12/21/13)
8+ Sacks in a game: 8, vs. Utah State (12/7/13)
7 Sacks in a game: at Idaho (10/5/13)
6 Sacks in a game: vs. UNLV (10/16/15)
5 Sacks in a game: vs. ACU (9/3/15)
Scored 3 Defensive Touchdowns:
 at Nevada (11/10/12) - Tyler Davison (0-yd FR);
 Travis Brown (26-yd FR); Derron Smith (34-yd INT return)
Scored on a safety: vs. Incarnate Word (9/2/17)

TURNOVERS

Forced 6 or more turnovers in a game:
 7 - vs. Georgia Tech (12/31/02) - 6 INT, 1 FR
Forced 5 turnovers in a game:
 at Idaho (10/5/13) - 4 INT, 1 FR
Forced 4 turnovers in a game:
 at Hawai'i (11/14/15) - 3 INT, 1 FR
Committed 6 or more turnovers in a game:
 6, vs. Hawai'i (10/4/08) 3 FL, 3 INT
Committed 5 turnovers in a game:
 at Hawai'i (9/28/13) - 3 FL, 2 INT
Committed 4 turnovers in a game:
 vs. Air Force (10/28/16) - 4 INT
Did not force a turnover: at No. 1 Alabama (9/9/17)
Did not force a turnover in back-to-back games:
 vs. San Diego State and at Utah State, 10/14/16-10/22/16
Did not force a turnover in 3-straight games:
 vs. Utah St., Idaho & Nevada, 10/31-11/14, 2009
Did not commit a turnover: vs. Incarnate Word, 9/2/17
Did not commit a turnover in back-to-back games:
 vs. Wyoming and New Mexico, 11/9/13, 11/23/13
Did not commit a turnover in 3-straight games:
 vs. Rice, Colorado St. & SMU, 9/28-10/12, 2002
Lost 4 or more fumbles: 4, vs. Idaho (11/27/10)
Lost 3 fumbles: at Hawai'i (9/28/13)

SPECIAL TEAMS

Scored 13 or more points kicking:
 14, vs. Incarnate Word (9/2/17)
Scored 10-12 points kicking: 10, at Nevada (10/8/16)
Punted 11+ times: 12, at Toledo (9/17/16)
Punted 10 times: at San Diego St. (10/3/15)
Did not punt: vs. Hawai'i (10/4/08)
Totalled 200 or more kickoff return yards:
 209, vs. San Jose State (9/26/15)
Totalled 100 or more punt return yards:
 130, vs. Cal Poly (9/7/13)
Missed a PAT: at SJSU (9/26/15)
Had a PAT Blocked: vs. USC (12/21/13)
Successful two-point conversion:
 at San Jose St. (11/29/13) -
 Derek Carr pass to Isaiah Burse
Had a FG Blocked: Hawai'i (11/19/16)
Recovered an onside's kick: vs. Utah (9/19/15)

An Opposing Player Had...

30+ carries:
 38, Donnell Pumphrey, San Diego State (10/14/16)
200+ yards rushing:
 220, Donnell Pumphrey, San Diego State (10/14/16)
150+ yards rushing:
 154, Jalen Hurts, Alabama (9/9/17)
2 rushers with 100 yards:
 D'Angelo Brewer (252), James Flanders (101)
 Tulsa (9/24/16)
45+ pass attempts:
 45, David Fales, San Jose St. (11/29/13)
30+ pass completions:
 37, David Fales, San Jose St. (11/29/13)
400+ yards passing:
 547, David Fales, San Jose St. (11/29/13)
80+ yard rushing play:
 91, Dalton Sneed, UNLV (10/1/16)

70-79 yard rushing play:
 79, Tedder Easton, Wyoming (11/9/13)
60-69 yard rushing play:
 62, Don Jackson, Nevada (11/5/15)
80+ yard pass play:
 86, Joe Gray to Jabari Carr, San Jose State (11/8/14)
70+ yard pass play:
 73, Tyler Stewart to Hassan Henderson, Nevada (11/5/15)
60-69 yard pass play:
 61, Dalton Sneed to Elijah Trosclair, UNLV (10/1/16)
10+ receptions:
 10, Josh Atkinson, Tulsa (9/24/16)
200 yards receiving:
150-199 yards receiving:
 164, Tyler Winston, San Jose St. (11/29/13)
 160, Kyle Nunn, San Jose St. (11/29/13)
4+ field goals:
 D. Kelly, vs. Hawai'i (10/4/08)
A 50+ yard field goal:
 51, M. Cklamovski, Northern Illinois (12/18/10)
Punt return for a TD:
 Joe Hansley (75 & 61 yards), Colorado St. (11/28/15)
Kickoff return for a TD:
 Kevin Nutt (96 yards), Colorado St. (11/28/15)
Returned an opening kickoff for a TD:
 Wade Lockett (100 yards), CS Fullerton (11/2/85)
Fumble recovery for a TD:
 S. Tu'ikolovatu (37 yards), No. 21 Utah (9/19/15)
Interception return for a TD:
 Patrick Healy (35 yards), Air Force (10/28/16)
2 Interceptions: Brodie Hicks, Air Force (10/28/16)
3 Interceptions: Dameron Baber, Nevada (11/5/15)
Blocked Punt: Jentz Painter, Utah State (10/22/16)
Blocked FG: Viane Moala, Hawai'i (11/19/16)
Returned a blocked punt for a touchdown:
 Austin Cheney, Utah State (10/22/16)

An Opposing Team Had...

400+ yards rushing: 458, Air Force (10/24/15)
300+ yards rushing: 305, No. 1 Alabama (9/9/17)
Less than 50 yards rushing: -30, Incarnate Word (9/2/17)
Negative yards rushing: -30, Incarnate Word (9/2/17)
500+ yards passing:
 547, San Jose State (11/29/13)
400-499 yards passing:
 410, No. 14 Hawai'i (11/10/07)
Less than 100 yards passing:
 97, Air Force (10/28/16)
700 yards plus total offense:
 701, at No. 15 USC (8/30/14)
600-699 yards plus total offense:
 617, Tulsa (9/24/16)
500-599 yards total offense:
 520, BYU (11/15/15)
Less than 200 yards total offense:
 125, Incarnate Word (9/2/17)
Less than 105 yards total offense:
 104, Sacramento State (9/1/04)
10 or fewer first downs: (8) Incarnate Word (9/2/17)
60+ points: 73, at No. 14 Ole Miss (9/12/15)
50-59 points: 52, Toledo (9/17/16)
40-49 points: 41, at No. 1 Alabama (9/9/17)
Attempted a two-point conversion:
 Nebraska (9/3/16) - rush converted
Successful two-point conversion:
 Nebraska (9/3/16) - rush by Zack Darlington
Scored on a safety:
 Utah State, team safety (10/10/15)
40+ minutes of possession:
 42:38, Air Force (10/24/15)
37-40 minutes of possession:
 37:19, San Diego St. (10/14/15)

* School record





JUSTIN ALLEN'S CAREER STATS

RECEIVING	G	REC	YDS	TD	LG	REC/G	AVG/C	AVG/G
2016	11	4	36	0	11	0.4	9.0	3.3
2017	2	2	51	1	45	1.0	25.5	25.5
TOTAL	13	6	87	1	45	0.5	14.5	6.7

JEFFREY ALLISON'S CAREER STATS

TACKLES	G	UA	A	TOTAL	TFL	YDS	PD	FF	FR	BLKD	QBH
2016	12	8	13	21	0.0	0	0	0	0	0	0
2017	2	11	8	19	1.0	8	0	0	0	0	0
TOTAL	14	19	21	40	1.0	8	0	0	0	0	0

SACKS	G	UA	A	TOTAL	YDS
2016	12	0	0	0.0	0
2017	2	1	0	1.0	8
TOTAL	14	1	0	1.0	8

JAMES BAILEY'S CAREER STATS

TACKLES	G	UA	A	TOTAL	TFL	YDS	PD	FF	FR	BLKD	QBH
2015	12	32	15	47	2.0	2	2	0	1	0	1
2016	12	32	27	59	5.0	11	4	0	1	0	1
2017	2	3	2	5	1.0	1	0	0	0	0	0
TOTAL	26	67	44	111	8.0	14	6	0	2	0	2

SACKS	G	UA	A	TOTAL	YDS
2015	12	0	0	0.0	0
2016	12	0	1	0.5	3
2017	2	0	0	0.0	0
TOTAL	26	0	1	0.5	3

JARON BRYANT'S CAREER STATS

TACKLES	G	UA	A	TOTAL	TFL	YDS	PD	FF	FR	BLKD	QBH
2016	11	2	4	6	0.0	0	0	0	0	0	0
2017	2	7	2	9	1.0	3	1	0	0	0	0
TOTAL	13	9	6	15	1.0	3	1	0	0	0	0

JIMMY CAMACHO'S CAREER STATS

SCORING	G	TD	RUSH	PASS	RETN	PAT	2PAT	FG	TOTAL	AVG/G
2015	2	0	0	0	0	0	0	2	6	3.0
2016	8	0	0	0	0	0	0	0	0	0.0
2017	2	0	0	0	0	9	0	3	18	9.0
TOTAL	12	0	0	0	0	9	0	5	24	2.0

FIELD GOALS	G	ATT	MADE	LG	PCT
2015	2	4	2	44	50.0
2016	8	0	0	0	0.0
2017	2	3	3	47	100.0
TOTAL	12	7	5	47	71.4

MALIK FORRESTER'S CAREER STATS

TACKLES	G	UA	A	TOTAL	TFL	YDS	PD	FF	FR	BLKD	QBH
2016	11	21	17	38	5.0	12	0	0	0	0	0
2017	2	2	1	3	0.0	0	0	0	0	0	1
TOTAL	13	23	18	41	5.0	12	0	0	0	0	1

SACKS	G	UA	A	TOTAL	YDS
2016	11	0	2	1.0	6
2017	2	0	0	0.0	0
TOTAL	13	0	2	1.0	6

JUSTIN GREEN'S CAREER STATS

TACKLES	G	UA	A	TOTAL	TFL	YDS	PD	FF	FR	BLKD	QBH
2014	7	1	0	1	0.0	0	0	0	1	0	0
2015	10	10	6	16	4.0	13	0	1	0	0	0
2016	12	6	2	8	2.0	4	0	0	0	0	0
2017	2	0	3	3	0.0	0	0	0	0	0	0
TOTAL	31	17	11	28	6.0	17	0	1	1	0	0

SACKS	G	UA	A	TOTAL	YDS
2014	7	0	0	0.0	0
2015	10	3	0	3.0	11
2016	12	1	0	1.0	1
2017	2	0	0	0.0	0
TOTAL	31	4	0	4.0	12

JOSH HOKIT'S CAREER STATS

RUSHING	G	ATT	YDS	TD	LG	AVG/C	AVG/G
2016	12	27	130	0	18	4.8	10.8
2017	2	8	25	2	7	3.1	12.5
TOTAL	14	35	155	2	18	4.4	11.1

PASSING	G	ATT	CMP	INT	YDS	TD	LG	PCT	AVG/P	AVG/G	EFFIC
2016	12	0	0	0	0	0	0	0.0	0.0	0.0	0.0
2017	2	1	1	0	65	1	65	100.0	65.0	32.5	976.0
TOTAL	14	1	1	0	65	1	65	100.0	65.0	4.6	976.0

TOTAL OFFENSE	G	RUSH	PASS	TOTAL	AVG/G
2016	12	130	0	130	10.8
2017	2	25	65	90	45.0
TOTAL	14	155	65	220	15.7

RECEIVING	G	REC	YDS	TD	LG	REC/G	AVG/C	AVG/G
2016	12	0	0	0	0	0.0	0.0	0.0
2017	2	2	16	0	12	1.0	8.0	8.0
TOTAL	14	2	16	0	12	0.1	8.0	1.1

SCORING	G	TD	RUSH	PASS	RETN	PAT	2PAT	FG	TOTAL	AVG/G
2016	12	0	0	0	0	0	0	0	0	0.0
2017	2	2	2	0	0	0	0	0	12	6.0
TOTAL	14	2	2	0	0	0	0	0	12	0.9

ALL PURPOSE	G	RUSH	REC	PR	KR	IR	TOTAL	AVG/G
2016	12	130	0	0	0	0	130	10.8
2017	2	25	16	0	0	0	41	20.5
TOTAL	14	155	16	0	0	0	171	12.2

JUJU HUGHES' CAREER STATS

TACKLES	G	UA	A	TOTAL	TFL	YDS	PD	FF	FR	BLKD	QBH
2016	12	8	10	18	1.5	7	0	0	0	0	0
2017	2	7	4	11	0.0	0	1	0	0	0	0
TOTAL	14	15	14	29	1.5	7	1	0	0	0	0

KEESEAN JOHNSON'S CAREER STATS

RUSHING	G	ATT	YDS	TD	LG	AVG/C	AVG/G
2015	12	0	0	0	0	0.0	0.0
2016	12	3	13	0	10	4.3	1.1
2017	2	0	0	0	0	0.0	0.0
TOTAL	26	3	13	0	10	4.3	0.5

RECEIVING	G	REC	YDS	TD	LG	REC/G	AVG/C	AVG/G
2015	12	37	337	2	29	3.1	9.1	28.1
2016	12	66	773	6	53	5.5	11.7	64.4
2017	2	15	175	0	34	7.5	11.7	87.5
TOTAL	26	118	1285	8	53	4.5	10.9	49.4

SCORING	G	TD	RUSH	PASS	RETN	PAT	2PAT	FG	TOTAL	AVG/G
2015	12	2	0	2	0	0	0	0	12	1.0
2016	12	6	0	6	0	0	0	0	36	3.0
2017	2	0	0	0	0	0	0	0	0	0.0
TOTAL	26	8	0	8	0	0	0	0	48	1.8

PUNT RETURNS	G	NO.	YDS	TD	LG	AVG/R	AVG/G
2015	12	1	7	0	7	7.0	0.6
2016	12	6	36	0	10	6.0	3.0
2017	2	0	0	0	0	0.0	0.0
TOTAL	26	7	43	0	10	6.1	1.7

KICK RETURNS	G	NO.	YDS	TD	LG	AVG/R	AVG/G
2015	12	0	0	0	0	0.0	0.0
2016	12	11	227	0	29	20.6	18.9
2017	2	0	0	0	0	0.0	0.0
TOTAL	26	11	227	0	29	20.6	8.7

ALL PURPOSE	G	RUSH	REC	PR	KR	IR	TOTAL	AVG/G
2015	12	0	337	7	0	0	344	28.7
2016	12	13	773	36	227	0	1049	87.4
2017	2	0	175	0	0	0	175	87.5
TOTAL	26	13	1285	43	227	0	1568	60.3

JAMIRE JORDAN'S CAREER STATS

RUSHING	G	ATT	YDS	TD	LG	AVG/C	AVG/G
2015	12	10	55	1	25	5.5	4.6
2016	12	17	83	1	14	4.9	6.9
2017	2	0	0	0	0	0.0	0.0
TOTAL	26	27	138	2	25	5.1	5.3

RECEIVING	G	REC	YDS	TD	LG	REC/G	AVG/C	AVG/G
2015	12	46	540	5	82	3.8	11.7	45.0
2016	12	45	713	2	85	3.8	15.8	59.4
2017	2	3	71	1	40	1.5	23.7	35.5
TOTAL	26	94	1324	8	85	3.6	14.1	50.9

SCORING	G	TD	RUSH	PASS	RETN	PAT	2PAT	FG	TOTAL	AVG/G
2015	12	6	1	5	0	0	0	0	36	3.0
2016	12	3	1	2	0	0	0	0	18	1.5
2017	2	1	0	1	0	0	0	0	6	3.0
TOTAL	26	10	2	8	0	0	0	0	60	2.3

KICK RETURNS	G	NO.	YDS	TD	LG	AVG/R	AVG/G
2015	12	16	315	0	50	19.7	26.2
2016	12	12	253	0	28	21.1	21.1
2017	2	0	0	0	0	0.0	0.0
TOTAL	26	28	568	0	50	20.3	21.8

ALL PURPOSE	G	RUSH	REC	PR	KR	IR	TOTAL	AVG/G
2015	12	55	540	0	315	0	910	75.8
2016	12	83	713	0	253	0	1049	87.4
2017	2	0	71	0	0	0	71	35.5
TOTAL	26	138	1324	0	568	0	2030	78.1

TANK KELLY'S CAREER STATS

TACKLES	G	UA	A	TOTAL	TFL	YDS	PD	FF	FR	BLKD	QBH
2014	0	0	0	0	0.0	0	0	0	0	0	0
2015	9	10	6	16	0.0	0	0	0	0	0	0
2016	7	6	2	8	0.0	0	2	0	0	0	0
2017	2	8	0	8	1.0	4	1	0	0	0	0
TOTAL	18	24	8	32	1.0	4	3	0	0	0	0

NATHAN MADSEN'S CAREER STATS

TACKLES	G	UA	A	TOTAL	TFL	YDS	PD	FF	FR	BLKD	QBH
2014	14	4	7	11	2.0	2	2	0	0	0	0
2015	11	10	9	19	3.5	16	0	0	0	0	1
2016	12	11	11	22	1.5	11	0	0	0	0	1
2017	2	0	1	1	0.5	3	0	0	0	0	1
TOTAL	39	25	28	53	7.5	32	2	0	0	0	3

SACKS	G	UA	A	TOTAL	YDS
2014	14	0	0	0.0	0
2015	11	1	1	1.5	10
2016	12	1	1	1.5	11
2017	2	0	0	0.0	0
TOTAL	39	2	2	3.0	21





DEJONTE O'NEAL'S CAREER STATS

RUSHING	G	ATT	YDS	TD	LG	AVG/C	AVG/G				
2015	4	16	56	0	11	3.5	14.0				
2016	4	16	57	1	17	3.6	14.2				
2017	2	5	37	0	17	7.4	18.5				
TOTAL	10	37	150	1	17	4.1	15.0				
RECEIVING	G	REC	YDS	TD	LG	REC/G	AVG/C	AVG/G			
2015	4	0	0	0	0	0.0	0.0	0.0			
2016	4	7	18	0	8	1.8	2.6	4.5			
2017	2	1	5	0	5	0.5	5.0	2.5			
TOTAL	10	8	23	0	8	0.8	2.9	2.3			
SCORING	G	TD	RUSH	PASS	RETN	PAT	2PAT	FG	TOTAL	AVG/G	
2015	4	0	0	0	0	0	0	0	0	0.0	
2016	4	1	1	0	0	0	0	0	6	1.5	
2017	2	0	0	0	0	0	0	0	0	0.0	
TOTAL	10	1	1	0	0	0	0	0	6	0.6	
PUNT RETURNS	G	NO.	YDS	TD	LG	AVG/R	AVG/G				
2015	4	0	0	0	0	0.0	0.0				
2016	4	0	0	0	0	0.0	0.0				
2017	2	3	40	0	44	13.3	20.0				
TOTAL	10	3	40	0	44	13.3	4.0				
KICK RETURNS	G	NO.	YDS	TD	LG	AVG/R	AVG/G				
2015	4	0	0	0	0	0.0	0.0				
2016	4	8	241	0	59	30.1	60.2				
2017	2	3	55	0	22	18.3	27.5				
TOTAL	10	11	296	0	59	26.9	29.6				
ALL PURPOSE	G	RUSH	REC	PR	KR	IR	TOTAL	AVG/G			
2015	4	56	0	0	0	0	56	14.0			
2016	4	57	18	0	241	0	316	79.0			
2017	2	37	5	40	55	0	137	68.5			
TOTAL	10	150	23	40	296	0	509	50.9			

TOBENNA OKEKE'S CAREER STATS

TACKLES	G	UA	A	TOTAL	TFL	YDS	PD	FF	FR	BLKD	QBH
2014	13	3	2	5	2.5	7	0	0	0	0	1
2015	9	13	9	22	3.5	10	0	0	0	0	3
2016	12	22	30	52	2.5	17	0	1	0	0	2
2017	2	1	1	2	0.0	0	0	0	0	0	0
TOTAL	36	39	42	81	8.5	34	0	1	0	0	6
SACKS	G	UA	A	TOTAL	YDS						
2014	13	1	1	1.5	6						
2015	9	1	0	1.0	6						
2016	12	2	1	2.5	17						
2017	2	0	0	0.0	0						
TOTAL	36	4	2	5.0	29						

NELA OTUKOLO'S CAREER STATS

TACKLES	G	UA	A	TOTAL	TFL	YDS	PD	FF	FR	BLKD	QBH
2015	8	16	9	25	3.5	16	0	0	1	0	0
2016	10	27	21	48	5.5	10	1	1	0	0	0
2017	2	2	0	2	0.0	0	0	0	0	0	0
TOTAL	20	45	30	75	9.0	26	1	1	1	0	0
SACKS	G	UA	A	TOTAL	YDS						
2015	8	2	0	2.0	15						
2016	10	1	1	1.5	3						
2017	2	0	0	0.0	0						
TOTAL	20	3	1	3.5	18						

JARED RICE'S CAREER STATS

RECEIVING	G	REC	YDS	TD	LG	REC/G	AVG/C	AVG/G			
2016	11	4	6	2	3	0.4	1.5	0.5			
2017	2	2	75	1	65	1.0	37.5	37.5			
TOTAL	13	6	81	3	65	0.5	13.5	6.2			
SCORING	G	TD	RUSH	PASS	RETN	PAT	2PAT	FG	TOTAL	AVG/G	
2016	11	2	0	2	0	0	0	0	12	1.1	
2017	2	1	0	1	0	0	0	0	6	3.0	
TOTAL	13	3	0	3	0	0	0	0	18	1.4	

JUSTIN RICE'S CAREER STATS

TACKLES	G	UA	A	TOTAL	TFL	YDS	PD	FF	FR	BLKD	QBH
2016	6	0	0	0	0.0	0	0	0	0	0	0
2017	2	2	1	3	1.0	4	0	0	0	0	0
TOTAL	8	2	1	3	1.0	4	0	0	0	0	0

KYLE RIDDERING'S CAREER STATS

RECEIVING	G	REC	YDS	TD	LG	REC/G	AVG/C	AVG/G			
2015	9	2	7	0	4	0.2	3.5	0.8			
2016	12	7	33	0	12	0.6	4.7	2.8			
2017	2	3	22	1	11	1.5	7.3	11.0			
TOTAL	23	12	62	1	12	0.5	5.2	2.7			
SCORING	G	TD	RUSH	PASS	RETN	PAT	2PAT	FG	TOTAL	AVG/G	
2015	9	0	0	0	0	0	0	0	0	0.0	
2016	12	0	0	0	0	0	0	0	0	0.0	
2017	2	1	0	1	0	0	0	0	6	3.0	
TOTAL	23	1	0	1	0	0	0	0	6	0.3	
ALL PURPOSE	G	RUSH	REC	PR	KR	IR	TOTAL	AVG/G			
2015	9	0	7	0	0	0	7	0.8			
2016	12	0	33	0	0	0	33	2.8			
2017	2	0	22	0	0	0	22	11.0			
TOTAL	23	0	62	0	0	0	62	2.7			

DA'MARI SCOTT'S CAREER STATS

RUSHING	G	ATT	YDS	TD	LG	AVG/C	AVG/G				
2013	10	0	0	0	0	0.0	0.0				
2014	14	0	0	0	0	0.0	0.0				
2015	11	1	3	0	3	3.0	0.3				
2017	2	2	10	0	9	5.0	5.0				
TOTAL	37	3	13	0	9	4.3	0.4				
RECEIVING	G	REC	YDS	TD	LG	REC/G	AVG/C	AVG/G			
2013	10	2	19	0	11	0.2	9.5	1.9			
2014	14	8	214	1	81	0.6	26.8	15.3			
2015	11	24	364	3	42	2.2	15.2	33.1			
2017	2	9	99	0	30	4.5	11.0	49.5			
TOTAL	37	43	696	4	81	1.2	16.2	18.8			
SCORING	G	TD	RUSH	PASS	RETN	PAT	2PAT	FG	TOTAL	AVG/G	
2013	10	0	0	0	0	0	0	0	0	0.0	
2014	14	1	0	1	0	0	0	0	6	0.4	
2015	11	3	0	3	0	0	0	0	18	1.6	
2017	2	0	0	0	0	0	0	0	0	0.0	
TOTAL	37	4	0	4	0	0	0	0	24	0.6	
PUNT RETURNS	G	NO.	YDS	TD	LG	AVG/R	AVG/G				
2013	10	0	0	0	0	0.0	0.0				
2014	14	1	14	0	0	14.0	1.0				
2015	11	5	32	0	21	6.4	2.9				
2017	2	0	0	0	0	0.0	0.0				
TOTAL	37	6	46	0	21	7.7	1.2				
KICK RETURNS	G	NO.	YDS	TD	LG	AVG/R	AVG/G				
2013	10	20	392	0	31	19.6	39.2				
2014	14	16	329	0	37	20.6	23.5				
2015	11	26	579	0	66	22.3	52.6				
2017	2	5	136	0	63	27.2	68.0				
TOTAL	37	67	1436	0	66	21.4	38.8				
ALL PURPOSE	G	RUSH	REC	PR	KR	IR	TOTAL	AVG/G			
2013	10	0	19	0	392	0	411	41.1			
2014	14	0	214	14	329	0	557	39.8			
2015	11	3	364	32	579	0	978	88.9			
2017	2	10	99	0	136	0	245	122.5			
TOTAL	37	13	696	46	1436	0	2191	59.2			

TRENT SOECHTING'S CAREER STATS

TACKLES	G	UA	A	TOTAL	TFL	YDS	PD	FF	FR	BLKD	QBH
2016	12	17	19	36	2.0	9	0	0	0	0	0
2017	2	2	2	4	0.0	0	0	0	0	0	0
TOTAL	14	19	21	40	2.0	9	0	0	0	0	0

ROBERT STANLEY'S CAREER STATS

TACKLES	G	UA	A	TOTAL	TFL	YDS	PD	FF	FR	BLKD	QBH
2014	0	0	0	0	0.0	0	0	0	0	0	0
2015	9	11	9	20	0.0	0	1	0	0	0	0
2016	10	29	25	54	3.0	4	0	0	0	1	0
2017	2	4	1	5	1.5	9	0	0	0	0	0
TOTAL	21	44	35	79	4.5	13	1	0	0	1	0