



FRESNO STATE FOOTBALL

- 2017 GAME NOTES -

Football Contact: Matt Burkholder, Director of Communications

Office: 559-278-6186 (direct)

Cell: (559) 862-3771

Twitter: FresnoStateFB

E-mail: mburkholder@csufresno.edu

Website: gobulldogs.com

Instagram: Fresno_State_Football

Secondary Football Contact: Josh Mitchell, Assistant Director of Communications

Office: 559-278-7301 (direct)

Cell: (559) 389-1960

E-mail: jomitchell@csufresno.edu

Incarnate Word (0-0) at Fresno State (0-0)

Game No. 1

Sept. 2, 2017 • Bulldog Stadium (41,031) - Fresno, Calif. / 7:06 p.m. PT

Radio: 940 AM ESPN/1600 AM ESPN Deportes | TV: None | Live Stats: gobulldogs.com

QUICK FACTS

COACHES:

Jeff Tedford (Fresno State, 1992)

Fresno State Record..... 0-0

Career Record..... 82-57

Larry Kennan (La Verne, 1966)

Incarnate Word Record..... 19-36 (6th season)

Career Record..... 43-54-3

SERIES: FIRST MEETING

OFFENSIVE QUICK FACTS (2016 In Review):

	Fresno St.	UIW
Scoring	17.7	26.4
Rushing	116.2	117.9
Passing	213.1	242.5
Total	329.2	360.4
KO Return	21.4	21.2
3rd Down Conv.	38%	31%
4th Down Conv.	35%	46%

DEFENSIVE QUICK FACTS (2016 In Review):

	Fresno St.	UIW
Scoring	30.9	37.7
Rushing	247.7	179.2
Passing	167.4	268.2
Total	415.1	447.4
Net Punting	36.2	35.6
Opp. 3rd Down Conv.	41%	41%
Opp. 4th Down Conv.	69%	53%

Media Coverage

RADIO: 940 AM ESPN Radio; Gameday Live (4 p.m.); Pregame Show (6 p.m.)

Play-by-Play: Paul Loeffler; Analyst: Pat Hill; Sideline: Cameron Worrell

ESPN Deportes (1600 AM) in Spanish

Play-by-Play: Jesse Beltran; Analyst: Octavio Duarte; Sideline: Jose Luis Gonzalez Jr.

TV: None

Headlines

→ **HOMECOMING:** **Derek Carr** and **Jeff Tedford** make their returns to Bulldog Stadium on Saturday, September 2.

• **Carr** will walk down the ramp one more time to see his No. 4 jersey retired on Saturday night at Bulldog Stadium. The ceremony will take place during halftime.

• **Tedford** will walk down the ramp as head coach of his alma mater for the first time on Saturday night at Bulldog Stadium. Tedford played quarterback for Fresno State in 1981-82 and was an assistant coach at Fresno State in 1987-88 and 1992-97.

→ Commemorative No. 4 Derek Carr t-shirts, provided by Valley Children's Healthcare will be waiting on every patrons' seat on Saturday at Bulldog Stadium.

→ David Carr, the last Bulldog football player to have his number retired (Sept. 1, 2007), will be in attendance on Saturday to see brother Derek's number retired.

→ Chason Virgil was named the Bulldogs' starting quarterback by Coach Tedford on Aug. 27.

→ There are 44 first-time Fresno State student-athletes on the 2017 roster; 62 are returners from the 2016 roster.

→ Fresno State has faced 12 FCS opponents since 2000 and defeated all 12.

→ The 'Dogs have won their last 10 season openers that were played at home in Bulldog Stadium. Their last loss came in 1996, a 30-27 overtime loss to Oregon.

→ True freshman running back Ronnie Rivers is pegged No. 1 on the Bulldogs depth chart. If Rivers makes the start, he will be the ninth true freshman RB at Fresno State to see a start since 1980.

→ The Bulldogs have 17 seniors on its 106-man roster.

→ There are 11 first-year Bulldogs on the week one two-deep.

→ Fresno State's projected starting offensive line return 65 career starts; four of the five played all 12 games together in 2016.

2017 FRESNO STATE SCHEDULE

Date	Opponent	Opponent Ranking*	Time/Result	Opp. '16 Record	Series	Note
Sept. 2	Incarnate Word	-	7 p.m.	3-8	1st mtg.	UIW set to begin first season eligible for FCS postseason play
Sept. 9	at Alabama [ESPN2]	#2/#2	12:30 p.m.	14-1	1st mtg.	Bama fell short of fifth National Title in last eight seasons in CFP vs. Clemson
Sept. 16	at Washington [PAC-12 Net.]	#4/#4	6:30 p.m.	12-2	1-2	Last visited Husky Stadium in 2006, suffered 21-20 loss
Sept. 30	Nevada^ [AT&T/ROOT]	-	7 p.m.	5-7	27-20-1	Nev. owns two-game win streak after 'Dogs won first three MW contests
Oct. 7	at San Jose State^ [ESPN3]	-	4:30 p.m.	4-8	40-37-3	The 'Dogs are seeking their first MW win at Spartan Stadium (0-2)
Oct. 14	New Mexico^# [AT&T/ROOT]	-	7 p.m.	9-4	11-4	FS has won 5-straight in series - longest win streak against any MW team
Oct. 21	at San Diego State^ [CBSSN]	#25/#25	7:30 p.m.	11-3	23-29-4	FS holds a 1-1 record in trips to San Diego since joining the MW
Oct. 28	UNLV^ [AT&T/ROOT]	-	7 p.m.	4-8	13-6	The Bulldogs have not lost to the Rebels at home since 1983
Nov. 4	BYU [ESPN Networks]	RV/RV	TBA	9-4	5-5	'Dogs are 3-2 at home in the series; last hosted BYU in 1998 (W, 31-21)
Nov. 11	at Hawai'i^	-	8 p.m.	7-7	26-22-1	FS has won 4-straight at Hawai'i, last loss vs. UH on the Islands was in 2007
Nov. 18	at Wyoming^ [AT&T/ROOT]	-	11 a.m.	8-6	5-5	Last visit to Laramie was in 2013; the No. 17 Bulldogs won 48-10
Nov. 25	Boise State^ [CBSSN]	RV/RV	12:30 p.m.	10-3	5-13	FS and BSU to face off for first time since 2014 MW Championship Game

Key: *AP Poll/USA Today Coaches Poll (2016 postseason rankings); ^ MW Game; # homecoming

REFERENCE: "Fresno State" (never: FSU, FRES, CSUF, Fresno State University or just "Fresno"); ABBREVIATIONS: Fresno St. or FS



MEDIA INFORMATION

Media Availability

Interviews for Bulldog players and coaches will be coordinated through the Fresno State Athletics Communications Office 24 hours in advance to ensure availability.

Contact Matt Burkholder at (559) 278-6186 to make arrangements for interviews with student-athletes and coaches. Freshmen (both true and redshirt) along with any other newcomers to the program will not be allowed to do interviews until after they play in their first game, per team rules.

In-Season Media Interview Schedule

Sunday:

No media.

Monday:

Head Coach Jeff Tedford weekly press conference.

Tuesday:

Players day: players after practice.

Wednesday/Thursday:

Head Coach Jeff Tedford and assistants after practice.

Friday:

No media.

Saturday:

Post-game only.

Weekly Media Conference

Fresno State's weekly media conference will be held at 11 a.m. in the Josephine Theater inside the Duncan Building on Mondays during the football season. The press conference is open to credentialed members of the media only. The media conference can be viewed live via the Mountain West Network.

ESPN Coaches Show

The weekly radio show airs live on ESPN Radio (940 AM) with host Paul Loeffler. The Dog House Grill on Shaw Ave. hosts the show from 6-7 p.m. each Wednesday of a game week.

Football Email List

If you would like to be added to the Bulldog football email list to receive breaking news about the team, please contact Matt Burkholder.

Fresno State Athletics Communications

5305 N. Campus Drive NG 27

Fresno, CA 93740

Phone: (559) 278-6873

Fax: (559) 347-9415

Tickets: (559) 278-DOGS (3647)

Press Box: (559) 278-5959

ATHLETICS COMMUNICATIONS:

FB Contact.....Matt Burkholder

Email.....mburkholder@csufresno.edu

Office.....559-278-6186

Cell.....559-862-3771

Secondary Contact.....Josh Mitchell

Email.....jomitchell@csufresno.edu

Office.....559-278-7301

Cell.....559-389-1960

gobulldogs.com

collegepressbox.com
SINCE 2005 EVERYTHING BUT THE PRE-GAME MEAL

'Dogs in Season Openers

Fresno State begins its 96th season of football and Saturday's season opener will be the 1,035th game played in Bulldog history. When it comes to season openers, Fresno State has a 15-10 record in those games in the last 25 years and six of those 10 losses were at the hands of ranked opponents. Of the last 25 season openers, 12 of those have been played at home and 13 have been on the road.

→ The 'Dogs have won their last 10 season openers that were played at home in Bulldog Stadium. Their last season-opening loss at home came on August 31, 1996 to Oregon, falling 30-27 in overtime to the Ducks.

→ The Bulldogs are 55-36-4 overall in season openers all-time.

Scouting Incarnate Word

The Incarnate Word Cardinals are coming off a 3-8 mark in 2016 under sixth-year head coach Larry Kennan. The Cardinals, FCS members of the Southland Conference, are in their fifth year competing at the FCS level after moving up from Division II following the 2012 season. Kennan's squad returns 74 lettermen and 19 starters from a season ago. The Cardinals went 3-6 in Southland Conference play last year to finish in a tie for eighth with Lamar.

In limited action behind since graduated starter Trent Brittan, UIW returns senior quarterback Taylor Laird, who passed for 393 yards in nine games, including a season-high 130 yards on 6-of-14 passing at Abilene Christian. In the backfield, the Cardinals return a pair of running backs in sophomore Desmond Hite and junior Dorland Fields. Hite ranked second on the team with 317 yards rushing and a pair of touchdowns while Fields added 179 yards and three scores. The Cardinals return six of their top eight receivers as senior wideout Kody Edwards led the team with 39 receptions for a team-high 712 yards and eight touchdowns.

On the defensive side of the ball, 14 of the top 24 tacklers return to a Cardinal defense that ranked seventh in the Southland Conference in total defense in 2016, allowing 447.4 yards per game. Five of the top eight tacklers return for UIW led by senior safety Sean Hoefkamp who finished second on the team with 77 tackles, 44 solo and added 2.5 tackles for loss. Senior inside linebacker Quandre Washington added 64 stops, 28 solo, two tackles for a loss and a fumble recovery. The Cardinals made only one interception in 2016 (by sophomore safety Robert Hayes, Jr.) and recovered 14 fumbles.

'Dogs vs. FCS Opponents

Saturday's game will be Fresno State's 13th against a FCS school since 2000 and the previous 12 have been Fresno State victories at Bulldog Stadium. The Bulldogs have won each meeting this decade against their FCS opponents by an average of 25.3 points per game. In 2016, Fresno State defeated Sacramento State 31-3.

- This will be the third time in the last six years the 'Dogs have opened the season at home against an FCS opponent joining 2012 against Weber State and 2015 versus Abilene Christian.

'DOGS CURRENT HOME OPENING WIN STREAK

1997: W, 35-7 vs. Portland State (8/30)

1999: W, 34-6 vs. Portland State (9/4)

2005: W, 55-17 vs. Weber State (9/10)

2006: W, 28-19 vs. Nevada (9/1)

2007: W, 24-3 vs. Sacramento State (9/1)

2009: W, 51-0 vs. UC Davis (9/5)

2010: W, 28-14 vs. Cincinnati (9/4)

2012: W, 37-10 vs. Weber State (9/1)

2013: W, 52-51 (OT) vs. Rutgers (8/29)

2015: W, 34-14 vs. Abilene Christian (9/3)

Fresno State vs. FCS Schools Since 2000

Date	Opponent	Result
9/10/16	Sacramento State	W, 31-3
9/3/15	Abilene Christian	W, 34-13
9/20/14	Southern Utah	W, 56-16
9/7/13	Cal Poly	W, 41-25
9/3/12	Weber State	W, 37-10
9/17/11	North Dakota	W, 27-22
10/2/10	Cal Poly	W, 38-17
9/5/09	UC Davis	W, 51-0
9/1/07	Sacramento State	W, 24-3
9/10/05	Weber State	W, 55-17
9/19/04	Portland State	W, 27-17
9/27/03	Portland State	W, 42-16

New faces

The 'Dogs have 106 student-athletes on their roster (as of Aug. 28). There are 44 new faces on it and 62 that were on the roster in 2016. Of those 44, 22 are true freshman, two are redshirt freshman, four are sophomores, 13 are juniors and three are seniors. Of the 44 newcomer class, 14 joined the team on the first day of fall camp or sometime during fall camp.





Bringing 2002 to 2017

The 'Dogs are looking to bounce back from a 1-11 season in 2016 under first-year head coach Jeff Tedford in 2017. Fresno State's new leader brings a wealth of experience, having left Cal as its all-time winningest coach in program history with 82 wins in his 11 seasons from 2002-12. All this for a program that won one game prior to his arrival in 2001 that was quickly turned around into a 7-5 mark in his first year guiding the Golden Bears.

"Every situation is unique, but there are a lot of similarities" said Jeff Tedford at the Mountain West Media Summit. "What I do know is that these guys need to feel good about themselves. They need to trust in the process of what we're doing and buy in to the process. So far, it's been very similar to the buy-in and mental approach and emotional approach that happened at Cal."

California Golden Bears	2001	2002
# of Rushes	390	392
Rushing Offense.....	1,332 yards	1,296 yards
Rushing TD's	8	14
# of Receptions	203	230
Passing Yards	2,514 yards	2,971 yards
Passing TD's	15	31
Total Offense	3,846 yards	4,267 yards
Fresno State Bulldogs	2016	2017
# of Rushes	440	?
Rushing Offense.....	1,394 yards	?
Rushing TD's	11	?
# of Receptions	210	?
Passing Yards	2,557 yards	?
Passing TD's	13	?
Total Offense	3,951 yards	?

Conference preseason predictions

The 'Dogs were predicted to finish sixth in the West Division of the Mountain West in the 2017 Mountain West preseason poll and are coming off a sixth place finish in the West in 2016 after finishing MW play with an 0-8 mark. The last-place finish marked the first time that Fresno State has finished at the bottom of their conference/division since 1978 when they tied for last place in the Pacific Coast Athletic Association with Long Beach State.

Year	Conference	Prediction	Result
2012	Mountain West	3rd	T-1st
2013	Mountain West	1st (West)	1st (West)/Won MW Championship Game
2014	Mountain West	1st (West)	T-1st (West)
2015	Mountain West	2nd (West)	T-4th (West)
2016	Mountain West	4th (West)	6th (West)
2017	Mountain West	6th (West)	?

Chason Virgil remains Bulldogs' starting quarterback

Sophomore Chason Virgil enters 2017 as the most seasoned quarterback on the Bulldogs' roster. Virgil started Fresno State's first 10 games in 2016, and one game in 2015 before suffering an injury. With that experience, he held on to his starting role at the conclusion of fall camp and was named the game one starter on August 27.

→ New to the fold...

Fresno State added four quarterbacks over the offseason, which included two that challenged Virgil during fall camp for his starting spot, junior transfers Jorge Reyna and Marcus McMaryion. The 'Dogs also added freshmen Kyle Lindquist and Brent Bailey to the depth chart.

- Junior Jorge Reyna, head coach Jeff Tedford's first commitment after taking the job, was the Metro League Offensive Player of the Year in 2016 after passing for 3,646 yards and 39 touchdowns at West Los Angeles College. He led all California junior colleges in completions, completion percentage and passing yards per game prior to joining the Bulldogs in the spring.
- Junior Marcus McMaryion joined the group late in fall camp, August 12, after transferring from Oregon State where he recently completed his undergraduate degree. The Dinuba native played in 13 games as a Beaver, starting seven, while totaling 1,689 yards and 11 touchdowns. Last year, McMaryion started the last six games of the season which included back-to-back wins to end the year against Arizona and Oregon. He threw for 1,286 yards and 10 touchdowns in eight games on the year.

THE MOUNTAIN WEST

2017 MW Predicted Order of Finish (announced July 25)

West Division	1st-place votes	Points
1. San Diego State	28	168
2. Hawai'i	-	135
3. UNLV	-	105
4. Nevada	-	79
5. San Jose State	-	54
6. Fresno State	-	47

Mountain Division	1st-place votes	Points
1. Boise State	21	161
2. Colorado State	6	135
3. Wyoming	1	114
4. Air Force	-	82
5. New Mexico	-	68
6. Utah State	-	28

2017 Mountain West Football Preseason All-Conference Team

OFFENSE			
QB	Josh Allen**	Jr.	Wyoming
WR	Michael Gallup*	Sr.	Colorado State
WR	Devonte Boyd	Sr.	UNLV
RB	Rashaad Penny*	Sr.	San Diego State
RB	Tyrone Owens	Jr.	New Mexico
OL	Jake Bennett**	Sr.	Colorado State
OL	Austin Corbett**	Sr.	Nevada
OL	Dejon Allen**	Sr.	Hawai'i
OL	Aaron Jenkins	Jr.	New Mexico
OL	Mason Hampton	Sr.	Boise State
TE	David Wells**	Sr.	San Diego State
DEFENSE			
DL	David Moa*	Jr.	Boise State
DL	Malik Reed**	Jr.	Nevada
DL	Garrett Hughes*	Sr.	New Mexico
DL	Mike Hughes, Jr.	Sr.	UNLV
LB	Jahlani Tavai*	Jr.	Hawai'i
LB	Logan Wilson	So.	Wyoming
LB	Frank Ginda	Jr.	San José State
DB	Andrew Wingard*	Jr.	Wyoming
DB	Andre Chachere*	Sr.	San José State
DB	Tyler Horton	Jr.	Boise State
DB	Trayvon Henderson	Sr.	Hawai'i
SPECIALISTS			
P	Michael Carrizosa	Sr.	San José State
PK	John Baron II*	Jr.	San Diego State
RET	Rashaad Penny*	Sr.	San Diego State

Offensive Player of the Year:

Josh Allen, Jr., QB, Wyoming

Defensive Player of the Year:

Andrew Wingard, Jr., DB, Wyoming

Special Teams Player of the Year:

Rashaad Penny, Sr., KR, San Diego State

* - Member of the 2016 All-MW First Team

** - Member of the 2016 All-MWT Second Team





AROUND THE MOUNTAIN WEST

2017 MW Standings

Mountain Division	MW		Overall	
	W	L	W	L
Boise State	0	0	0	0
Wyoming	0	0	0	0
New Mexico	0	0	0	0
Air Force	0	0	0	0
Colorado State	0	0	0	0
Utah State	0	0	0	0

West Division	MW		Overall	
	W	L	W	L
San Diego State	0	0	0	0
UNLV	0	0	0	0
Hawai'i	0	0	0	0
San Jose State	0	0	0	0
Nevada	0	0	0	0
Fresno State	0	0	0	0

Mountain West Records

(Since Fresno State Joined MW in 2012)

	MW		Overall	
	W	L	W	L
San Diego State	32	8	46	21
Boise State	31	9	50	16
Colorado State	24	16	36	28
Air Force	21	19	36	29
Fresno State	21	19	30	34
Utah State	19	13	28	25
Nevada	18	22	30	33
Wyoming	16	24	23	38
New Mexico	15	25	27	36
San Jose State	14	19	19	30
UNLV	13	27	18	44
Hawai'i	8	32	18	46

* denotes team joined MW in 2013

Mountain West Records - Home Games only

(Since Fresno State Joined MW in 2012)

	Overall		Pct.
	W	L	
Boise State	28	3	.903
Air Force	24	7	.774
San Diego State	26	8	.765
Utah State	18	6	.750
Colorado State	21	9	.700
Fresno State	20	11	.677
Nevada	17	13	.567
Wyoming	16	15	.516
New Mexico	16	17	.485
San Jose State	11	12	.478
Hawai'i	14	19	.424
UNLV	13	19	.406

DeBoer's offense at Eastern Michigan

Kalen DeBoer, Fresno State's first-year offensive coordinator, comes to the Bulldogs from Eastern Michigan. At EMU his offensive unit improved nationally in five key offensive categories in each of his three seasons while leading the Eagles' offense.

→ EMU tied the Football Bowl Subdivision mark for biggest turnarounds, improving on its win total from one win in 2015, to seven in 2016. As an offense, EMU ranked 35th in the FBS in total offense, posting 455.2 yards per game in 13 contests last year. The team also shattered the school record for total yards team offense with 5,917 yards, breaking the previous record of 5,010.

	2014 (1st season)	2015 (2nd season)	2016 (3rd season)
Passing Offense	151.8 ypg. (115th)	222.2 ypg. (66th)	296.1 ypg. (18th)
Rushing Offense	137.8 ypg. (96th)	157.8 ypg. (84th)	159.1 ypg. (85th)
Scoring Offense	15.2 ppg. (123rd)	25.4 ppg. (91st)	29.6 ppg. (61st)
Total Offense	289.6 ypg. (121st)	380.0 ypg. (78th)	455.2 ypg. (35th)
Team Passing Efficiency	106.52 (114th)	123.31 (83rd)	131.18 (66th)

Seven-year CFL coaching veteran guiding Bulldogs' D

Orlando Steinauer enters his first season leading the Bulldogs' defense after a seven-year career as a coach in the Canadian Football League with his most recent stop as the assistant head coach and defensive coordinator for the Hamilton Tiger-Cats. Steinauer began his CFL career as a player in 1996 and carried over a 13-year playing career into a coaching career where he vaulted up the ranks.

The defense converted from a 3-4 to a 4-3 this season and Steinauer has promised to be multiple in his attack. In 2016, the Tiger-Cats defense owned the second-most interceptions (17) in the league and tied for the second-most fumble recoveries (19). They tied for third in takeaways (44) and generated the second-most points off turnovers (131). Hamilton also accounted for 50 sacks last season, two short of the league-high.

Experience Gained

The offensive line, a unit that ranked in a tie for seventh in the FBS for fewest returning starts combined (24) by any offensive line a season ago, enters 2017 with 71 combined starts. The unit returns starters from each position – senior Christian Cronk (left tackle), junior Logan Hughes (left guard), senior Aaron Mitchell (center), junior Micah St. Andrew (right guard) and senior David Patterson (right tackle). In 2016, Cronk, Patterson and St. Andrew started all 12 games at their positions, while Mitchell opened the season with four starts at left guard before shifting to center where he started the final eight games of the season. Hughes made six starts as a first-year Bulldog a season ago. Redshirt freshman Netane Muti, who earned the starting spot at left guard during the offseason, on the depth chart, is positioned to be the fifth piece of the puzzle with veterans Cronk, Patterson, St. Andrew and Mitchell. Muti, a 6-3, 310 lb. Hawai'i native, missed his true freshman season to an injury suffered prior the 2016 fall camp.

You can count on me

Since their respective redshirt freshman seasons, juniors KeeSean Johnson and Jamire Jordan have been steady pass catchers for Bulldog quarterbacks. Jordan has caught a pass in every game he has played (24) while Johnson has gone without a catch once during his two-year FS playing career - his second career game at Ole Miss in 2015. Johnson has logged catches in 22-straight games. The two Bulldogs are amongst a group of 19 individuals in the nation with 20 or more consecutive receptions.

→ The Bulldogs are the only Mountain West team with two returning receivers (Johnson and Jordan) that had more than 45 catches last season.

2017 ACTIVE STREAK OF CONSECUTIVE GAMES WITH A RECEPTION

Player, School	Games
Cam Serigne, Wake Forest	36
Christian Kirk, Texas A&M	36
Allen Lazard, Iowa State	35
Amara Darboh, Michigan	33
James Washington, Oklahoma State	32
Calvin Ridley, Alabama	30
Ryan Yurachek, Marshall	29
Jaylen Samuels, NC State	28
Phil Mayhue, Memphis	28
Richie James, Middle Tennessee	26
Jonathan Duhart, Old Dominion	26
Anthony Miller, Memphis	25
Cody Thompson, Toledo	25
Jamire Jordan, Fresno State	24
Courtland Sutton, SMU	24
Antonio Callaway, Florida	24
Steven Sims Jr., Kansas	23
KeeSean Johnson, Fresno State	22
D.J. Moore, Maryland	21





Rare Company

Heading into the season opener, true freshman Ronnie Rivers is projected to be the Bulldogs' No. 1 running back. If Rivers lines up in the backfield for the opening offensive snap on Saturday, he will become the first true freshman at Fresno State to start at running back in the season opener since 1980 (records are inconclusive from the first year freshmen were eligible to play in 1972, through 1979). Rivers will be the eighth true freshman running back to see a start in his first season at Fresno State dating back to 1980.

True freshmen have accounted for 18 starts at tailback for Fresno State since 1980. In 2016, both Justin Rice (Week 10) and Josh Hokit (Week 12) made starts at running back for the Bulldogs. The earliest a true freshman has made a start for the Bulldogs since 1980 was Calvin Scruggs in Week 3 of the 1984 season.

HISTORY OF TRUE FRESHMEN RUNNING BACKS AT FRESNO STATE (SINCE 1980)

YEAR	PLAYER	WEEKS STARTED	NO. OF STARTS
1984	Calvin Scruggs	3, 4, 5, 6, 9, 10, 11	7
1985	Kelly Skipper	6, 7, 8, 9, 10	5
1999	Derrick Ward	4, 7	2
2007	Ryan Mathews	8	1
2009	Robbie Rouse	11	1
2016	Justin Rice	10	1
	Josh Hokit	12	1

California Born

Of the 106 players on the Bulldogs' roster heading into the opening game of the season, 82 hail from the state of California, an increase of nine from the 2016 season finale's roster. When breaking down three of the state's major regions, 33 players are from Southern California, 30 are from the Central Valley and 13 are from the Bay Area. Of this year's group of newcomers, 37 of the 44 are from California.

Emphasizing the Valley

When Jeff Tedford was announced as Fresno State's head coach last November, the former Bulldog quarterback and assistant coach emphasized the recruitment of the Central Valley. Heading into Week 1, 28 percent of Tedford's roster hail from the Valley. The Bulldogs added 14 players from the Central Valley during the offseason, including nine who have transferred into the program. Four of the nine transfers returned to the Valley after playing for Power Five programs in 2016, including graduate transfers Johnny Johnson Jr. (UCLA) and Marcus McMaryion (Oregon State).

Senior Leadership

With 44 newcomers on this year's roster, the Bulldogs have 17 seniors among its 106-man roster. Thirteen of Fresno State's seniors have seen game action throughout their careers with a combined 95 starts. Defensive lineman Nathan Madsen leads the group with 26 career starts while offensive lineman Aaron Mitchell has 24. Eight of the team's seniors play along the offensive and defensive lines. Five Bulldogs remain from the team's 2013 Mountain West championship team: Nathan Madsen, David Patterson, Da'Mari Scott, Robert Stanley and Stephen Van Hook.

Summer Strides

Nine Bulldogs went 6-for-6 with PR's at their end-of-summer testing. Those nine were Aaron Mitchell, Kyle Riddering, Jaron Bryant, Jackson Finch, Malik Forrester, Trent Soechting, Andrew Wright, Blake Cusick and Netane Muti. Those tests are in the bench press, back squat, power clean, 225 lbs. reps, broad jump and vertical jump.

Classroom Excellence

On July 18, three Bulldog football student-athletes were named Mountain West Scholar-Athlete from the 2016--17 academic year. MW scholar-athletes must a 3.5 cumulative grade point average or better.

LB Jeffrey Allison – Criminology (Law Enforcement)

TE Kyle Hendrickson – MCJ (Public Relations)

LB Trent Soechting – Construction Management

→ Two Bulldogs enter the 2017 with bachelor's degrees: K Jimmy Camacho and DT Nathan Madsen.

QUICK FACTS

GENERAL INFORMATION:

Location	Fresno, Calif.
Founded	1911
Enrollment	24,136
President	Dr. Joseph I. Castro
Director of Athletics	Jim Bartko
Senior Woman Administrator	Carrie Coll
Colors	Red and Blue
Nickname	Bulldogs
Conference	Mountain West

TEAM HISTORY:

First Year of Football	1921
Seasons	94
All-Time Record	587-416-27
All-Time Home Record	375-168-14
Away Record	207-285-13
Neutral Record (not including bowl games)	5-13
All-Time Mountain West Games Only	21-17
Conference Championships	27
Last Conference Championship	2013-Mountain West
Bowl Appearances	26
Last Bowl	2014 Hawai'i Bowl
All-Time Bowl Record	11-15

STADIUM INFORMATION:

Name	Bulldog Stadium (41,031)
Surface	FieldTurf
Completed	1980 (Beginning 36th Full Season)
First Game	Nov. 25, 1980 vs. Montana State
Record in Stadium	168-54-2
Largest Crowd	42,881 (5x in 2001)
Number of 40,000-plus crowds	33
Last 40,000-plus crowd	9/13/14 vs. Nebraska (41,031)
Press Box Phone	(559) 278-5951

TEAM INFORMATION:

2015 Overall Record	3-9
2015 Mountain West Record (Finish)	2-6 (T-4th, West)
2015 Bowl	Did not qualify
2015 Final Ranking	Unranked
Starters Returning/Lost	13/12
Offense: 7/4 Defense: 5/6 Special Teams: 1/2	
Lettermen Returning/Lost	32/21
Offense: 13/9 Defense: 18/10 Special Teams: 1/2	
Base Offense	Spread
Base Defense	Multiple 3-4





Bulldog Stadium Attendance

- Bulldog Stadium has seen 33 games with 40,000-plus in attendance.
- Home openers over the last three years have averaged 35,131.
- The Bulldogs' top attended game in 2016 was the opener - 31,817.
- Fresno State sold out three of six games during Derek Carr's senior season in 2013, and sold out the 2014 home opener vs. Nebraska - there has not been a sell out since Nebraska, 2014.
- Fresno State set a total attendance record in 2013 with 258,417 through the turnstiles.
- There were 27,663 at Tim DeRuyter's first career Fresno State game as head coach in 2012.
- There were 33,114 at Pat Hill's first career Fresno State game as head coach in 1997.
- There were 25,684 at the first Fresno State game at Bulldog Stadium in 1980 under head coach Jim Sweeney.

Return to roots

Did you know Jeff Tedford is one of 21 head coaches to be at the helm of his alma mater?

Head CoachAlma Mater	Head CoachAlma Mater
John Bonamego..... Central Michigan	Mike Neu..... Ball State
Troy Calhoun..... Air Force	Barry Odom..... Missouri
Paul Chryst..... Wisconsin	Mark Richt..... Miami
Pat Fitzgerald..... Northwestern	Nick Rolovich..... Hawaii
Mike Gundy..... Oklahoma State	Scott Satterfield..... Appalachian State
Jim Harbaugh..... Michigan	David Shaw..... Stanford
Bryan Harsin..... Boise State	Kalani Sitake..... BYU
Paul Haynes..... Kent State	Kirby Smart..... Georgia
Kliff Kingsbury..... Texas Tech	Jeff Tedford..... Fresno State
Sean Kugler..... UTEP	Matt Wells..... Utah State
Tim Lester..... Western Michigan	

'Dogs with NFL Ties

When it comes to NFL lineage, 10 current Bulldogs have at least one relative who either played in or is currently playing in the NFL. Two 'Dogs, Austin Harper and Leavel Tatum III, each have two family members who have spent time in the league. The 12 players have combined for seven Pro Bowl selections and one All-Pro honor.

Markus Boyer – Mark Boyer (father) 8 seasons
 Austin Harper – T.J. Ward (cousin) 7 seasons, Terron Ward (cousin) 2 seasons
 Kyle Hendrickson – Steve Hendrickson (father) 7 seasons
 Keiti Iakopo – Kelly Talavou (cousin) 3 seasons
 Ronnie Manning – Ricky Manning (uncle) 7 seasons
 Talalemotu Mauga – Josh Mauga (brother) 7 seasons
 Ka'Lonn Milton – Kevin Hardy (uncle) 9 seasons
 Ronnie Rivers – Ron Rivers (father) 7 seasons
 Robert Stanley – Ronnie Stanley (brother) 1 season
 Leavel Tatum III – Jack Tatum (uncle) 10 seasons, Vestee Jackson (uncle) 8 seasons

Bulldogs in the NFL

Former Bulldog	NFL Team	Position	NFL EXP.
Davante Adams (2012-13)	Green Bay Packers	WR	3
Isaiah Burse (2010-12)	Los Angeles Chargers	WR	3
Derek Carr (2009-13)	Oakland Raiders	QB	3
Chris Carter (2007-10)	Washington Redskins	LB	6
Tyler Davison (2011-14)	New Orleans Saints	DT	2
Tyquan Glass (2015-16)	Los Angeles Rams	DB	-
Bryce Harris (2007-11)	New Orleans Saints	OT	4
Ben Jacobs (2007-10)	Carolina Panthers	LB	5
Aaron Peck (2012-16)	Green Bay Packers	TE	-
Curtis Riley (2013-14)	Tennessee Titans	CB	1
Derron Smith (2010-14)	Cincinnati Bengals	FS	2
Charles Washington (2011-15)	Detroit Lions	DB	-
Cody Wichmann (2011-14)	Los Angeles Rams	OG	2
Kenny Wiggins (2007-10)	Los Angeles Chargers	G-T	3

GAME-BY-GAME

2017 OFFENSE GAME-BY-GAME

RUSHING

Game	Att.	Yds.	TD	Long
UIW				
@ALA				
@UW				
NEV				
@SJSU				
UNM				
@SDSU				
UNLV				
BYU				
@UH				
@WYO				
BSU				

PASSING

Game	Passes	Yds.	TD	Long
UIW				
@ALA				
@UW				
NEV				
@SJSU				
UNM				
@SDSU				
UNLV				
BYU				
@UH				
@WYO				
BSU				

2017 DEFENSE GAME-BY-GAME

RUSHING DEFENSE

Game	Att.	Yds.	TD	Long
UIW				
@ALA				
@UW				
NEV				
@SJSU				
UNM				
@SDSU				
UNLV				
BYU				
@UH				
@WYO				
BSU				

PASSING DEFENSE

Game	Passes	Yds.	TD	Long
UIW				
@ALA				
@UW				
NEV				
@SJSU				
UNM				
@SDSU				
UNLV				
BYU				
@UH				
@WYO				
BSU				

SACKS/TFLS

Game	Sacks	Yds.	TFL	Yds.
UIW				
@ALA				
@UW				
NEV				
@SJSU				
UNM				
@SDSU				
UNLV				
BYU				
@UH				
@WYO				
BSU				





Five 'Dogs on National Preseason Watch Lists

Aaron Mitchell (Rimington Trophy Watch List)

Given to the top center in collegiate football, Mitchell is one of 70 offensive linemen on the initial fall watch list. A native of San Diego, Mitchell brings 24 consecutive starts over the last two seasons into his final season as a Bulldog this fall. As a junior in 2016, Mitchell started all 12 games with his first four starts coming at left guard and his final eight at center as he enters 2017 leading the team with the most consecutive starts (24) and owns the second-most career starts.

Kody Kroening (Lou Groza Collegiate Place-Kicker Award)

Awarded to the top kicker in collegiate football, Kroening is one of 30 kickers on the watch list. A native of San Jose, Kroening was a Lou Groza semifinalist and an All-Mountain West honorable mention selection as a junior in 2016 appearing in 11 of the 'Dogs 12 games as the team did not have a field goal or point-after attempt in the single contest not appeared in (Colorado State).

KeeSean Johnson (Biletnikoff Award)

Given to college football's outstanding receiver at any position, the Biletnikoff Award was created and is sponsored by the Tallahassee Quarterback Club Foundation. One of 46 players named, Johnson, a native of Palo Alto, California, is coming off a breakout sophomore campaign in 2016 as he earned All-Mountain West honorable mention honors after starting all 12 games for the 'Dogs leading the team in receptions (66), receiving yards (773) and receiving touchdowns (6). Johnson finished third in the MW in receptions per game (5.50), seventh in receiving yards (773) and eighth in receiving yards per game (64.4) and tied for the team lead with Jamire Jordan in all-purpose yards with 1,049 adding 13 rushing yards, 227 yards on kickoff returns and 36 yards on punt returns.

Nela Otukolo (Polynesian College Football Player of the Year Award)

The award is presented annually to the most outstanding Polynesian college football player that epitomizes great ability and integrity. Otukolo, one of 48 players from 30 different FBS programs named to the watch list, enters his junior season with the 'Dogs having played in 18 career games making 73 tackles, nine tackles for loss, 3.5 sacks, one forced fumble and one quarterback hurry.

Chason Virgil (Earl Campbell Tyler Rose Award)

The award is given to the nation's outstanding Division I offensive player who is either born in Texas, graduated from a Texas high school, played at a Texas-based junior college or four-year college. A 10-game starter behind center in 2016 as a redshirt freshman, Virgil threw for 2,021 yards and 13 touchdowns through the air completing 166-of-322 passes as he became the third freshman quarterback in program history to throw for more than 2,000 yards in a single season joining Paul Pinegar (2,929) and Kevin Sweeney (2,359). He was one of nine freshmen in FBS football to throw for more than 2,000 yards in 2016 and ranked seventh in passing yards per game among all FBS freshman with 202.1. He ranked fourth in the Mountain West in passing yards per game (202.1) and sixth in the league in total offense per game (214.3).

FRESNO STATE FBS RANKINGS

3rd Down Conversion Pct (128 ranked)	n/a
3rd Down Conversion Pct Defense (128 ranked)	n/a
4th Down Conversion Pct (128 ranked)	n/a
4th Down Conversion Pct Defense (128 ranked)	n/a
Completion Percentage (128 ranked)	n/a
Fewest Penalties (128 ranked)	n/a
Fewest Penalties Per Game (128 ranked)	n/a
Fewest Penalty Yards (128 ranked)	n/a
Fewest Penalty Yards Per Game (128 ranked)	n/a
First Downs Defense (128 ranked)	n/a
First Downs Offense (128 ranked)	n/a
Fumbles Lost (128 ranked)	n/a
Fumbles Recovered (127 ranked)	n/a
Kickoff Return Defense (128 ranked)	n/a
Kickoff Returns (128 ranked)	n/a
Net Punting (128 ranked)	n/a
Passes Had Intercepted (128 ranked)	n/a
Passes Intercepted (124 ranked)	n/a
Passing Offense (128 ranked)	n/a
Passing Yards Allowed (128 ranked)	n/a
Passing Yards per Completion (128 ranked)	n/a
Punt Return Defense (128 ranked)	n/a
Punt Returns (128 ranked)	n/a
Red Zone Defense (128 ranked)	n/a
Red Zone Offense (128 ranked)	n/a
Rushing Defense (128 ranked)	n/a
Rushing Offense (128 ranked)	n/a
Sacks Allowed (128 ranked)	n/a
Scoring Defense (128 ranked)	n/a
Scoring Offense (128 ranked)	n/a
Tackles for Loss Allowed (128 ranked)	n/a
Team Passing Efficiency (128 ranked)	n/a
Team Passing Efficiency Defense (128 ranked)	n/a
Team Sacks (128 ranked)	n/a
Team Tackles for Loss (128 ranked)	n/a
Time of Possession (128 ranked)	n/a
Total Defense (128 ranked)	n/a
Total Offense (128 ranked)	n/a
Turnover Margin (128 ranked)	n/a
Turnovers Gained (128 ranked)	n/a
Turnovers Lost (128 ranked)	n/a

INCARNATE WORD FCS RANKINGS

3rd Down Conversion Pct (122 ranked)	n/a
3rd Down Conversion Pct Defense (122 ranked)	n/a
4th Down Conversion Pct (122 ranked)	n/a
4th Down Conversion Pct Defense (122 ranked)	n/a
Completion Percentage (122 ranked)	n/a
Fewest Penalties (122 ranked)	n/a
Fewest Penalties Per Game (122 ranked)	n/a
Fewest Penalty Yards (122 ranked)	n/a
Fewest Penalty Yards Per Game (122 ranked)	n/a
First Downs Defense (122 ranked)	n/a
First Downs Offense (122 ranked)	n/a
Fumbles Lost (122 ranked)	n/a
Fumbles Recovered (122 ranked)	n/a
Kickoff Return Defense (122 ranked)	n/a
Kickoff Returns (122 ranked)	n/a
Net Punting (122 ranked)	n/a
Passes Had Intercepted (122 ranked)	n/a
Passes Intercepted (122 ranked)	n/a
Passing Offense (122 ranked)	n/a
Passing Yards Allowed (122 ranked)	n/a
Passing Yards per Completion (122 ranked)	n/a
Punt Return Defense (122 ranked)	n/a
Punt Returns (122 ranked)	n/a
Red Zone Defense (122 ranked)	n/a
Red Zone Offense (122 ranked)	n/a
Rushing Defense (122 ranked)	n/a
Rushing Offense (122 ranked)	n/a
Sacks Allowed (122 ranked)	n/a
Scoring Defense (122 ranked)	n/a
Scoring Offense (122 ranked)	n/a
Tackles for Loss Allowed (122 ranked)	n/a
Team Passing Efficiency (122 ranked)	n/a
Team Passing Efficiency Defense (122 ranked)	n/a
Team Sacks (122 ranked)	n/a
Team Tackles for Loss (122 ranked)	n/a
Time of Possession (122 ranked)	n/a
Total Defense (122 ranked)	n/a
Total Offense (122 ranked)	n/a
Turnover Margin (122 ranked)	n/a
Turnovers Gained (122 ranked)	n/a
Turnovers Lost (122 ranked)	n/a





DEREK CARR'S RESUME

Fresno State Quarterback, 2009-13

AT A GLANCE...

- Two-time Mountain West Champion
- Two-time Mountain West Offensive Player of the Year (2012-13)
- Two-time All-American (2012-13)
- Established 27 new school
- Established 21 Mountain West records
- Matched the school record for wins in a season (11)
- Guided 'Dogs to as high as No. 13 in the national rankings in 2013.

LED THE NATION IN 2013 IN...

- Total offense (5,199)
- Total passing yards (5,082)
- Passing yards per game (390.9)
- Passing touchdowns (50)
- Completions per game (34.85)
- Touchdowns responsible for (52)
- Total points responsible for (302)
- Points responsible for per game (24.2)

CONDENSED BIO...

- Two-time All-America selection as a junior and a senior.
- Two-time Mountain West Offensive Player of the Year, becoming the third player in league history to win the award in back-to-back seasons. Is one of only two players in Fresno State history to be named a conference offensive player of the year in back-to-back seasons, joining Kevin Sweeney (1985 & 1986 Big West).
- Winner of the 2013 Sammy Baugh Award, which goes to the nation's top passer.
- Is one of 21 quarterbacks in FBS history to throw for over 10,000 career yards and 100 touchdowns, as he threw for 12,842 yards and 113 touchdowns in his career. His 12,842 career passing yardage ranks 13th in FBS history.
- His 113-to-24 career touchdown-to-interception ratio (4.71) is the third highest in FBS history for all quarterbacks that have thrown over 100 career touchdown passes. Only Oregon's Marcus Mariota (2012-14) and Boise State's Kellen Moore (2008-11) have had higher ratios.
- As a senior in 2013, he became the fourth quarterback in FBS history to throw for over 5,000 yards and 50 touchdown passes in a season.
- 2013 National Football Foundation National Scholar-Athlete, becoming just the third player in school history to receive the high academic distinction.
- Named to the 2013 Capital One Academic All-America second team, becoming the fifth Academic All-American in school history.
- Established 27 new school records and 21 Mountain West records in his career at Fresno State.
- Had 20 300-yard passing games, 11 400-yard passing games, 14 games with four or more touchdown passes and seven games with five or more touchdown passes in his career.
- Led the nation in 2013 in total offense (5,199), total passing yards (5,082), passing yards per game (390.9), passing touchdowns (50) completions per game (34.85), touchdowns responsible for (52), total points responsible for (302) and points responsible for per game (24.2)
- His 50 touchdown passes in 2013 tied for the fourth-most in FBS single-season history.
- Appeared in the 2014 Senior Bowl, starting at quarterback for the South team.

QB's with 5,000 Passing Yards & 50 TDs in FBS History

Fresno State All-time Academic All-Americans

Name (School)	Year	G	TD	Yards
David Klingler (Houston)	1990	11	54	5,140
B.J. Symons (Texas Tech)	2003	13	52	5,833
Colt Brennan (Hawaii)	2006	14	58	5,549
Derek Carr (Fresno State)	2013	13	50	5,082

1999-Payton Williams (DB)
 2009-Andrew Jackson (OL)
 2009-Robert Malone (P)
 2009-Vince Pascoe (FB)
2013-Derek Carr (QB)
 2015-Justin Northern (OL)
 2016-Jacob Vazquez (OL)

All-Time NCAA Single-Season Passing Yards Leaders

	G	Att.	Cmp.	Int.	Pct.	Yards	TD	Yds/G
B.J. Symons, Texas Tech †2003	13	*719	470	22	.654	*5,833	52	448.7
Graham Harrell, Texas Tech †2007	13	713	*512	14	.718	5,705	48	438.8
Case Keenum, Houston †2009	14	700	492	15	.703	5,671	44	405.1
Case Keenum, Houston †2011	14	603	428	5	.710	5,631	48	402.2
Colt Brennan, Hawaii †2006	14	559	406	12	.726	5,549	*58	396.4
Ty Detmer, BYU †1990	12	562	361	28	.642	5,188	41	432.3
David Klingler, Houston 1990	11	643	374	20	.582	5,140	54	*467.3
Graham Harrell, Texas Tech †2008	13	626	442	9	.706	5,111	45	393.2
DEREK CARR, FRESNO ST. †2013	13	659	453	8	.687	5,082	50	390.9
Paul Smith, Tulsa 2007	14	544	327	19	.601	5,065	47	361.8
Brandon Doughty, Western Ky. †2015	14	540	388	9	.719	5,055	48	361.1
Patrick Mahomes, Texas Tech †2016	12	591	388	10	.657	5,052	41	421.0
Bryant Moniz, Hawaii †2010	14	555	361	15	.650	5,040	39	360.0
Case Keenum, Houston 2008	13	589	397	11	.674	5,020	44	386.2
Kliff Kingsbury, Texas Tech †2002	14	712	479	13	.673	5,017	45	358.4

All-Time NCAA Single-Season Touchdown Passing Leaders

	G	TD	Passes
Colt Brennan, Hawaii †2006	14	*58	
David Klingler, Houston †1990	11	54	
B.J. Symons, Texas Tech †2003	13	52	
Sam Bradford, Oklahoma †2008	14	50	
DEREK CARR, FRESNO ST. †2013	13	50	

THE CARR BROTHERS LEGACY

CARR BROTHER STATS AT FRESNO STATE

Derek Carr at Fresno State										David Carr at Fresno State									
Year	G	Cmp	Att	INT	Yds	TD	Pct.	Avg/G		Year	G	Cmp	Att	INT	Yds	TD	Pct.	Avg/G	
2009	5	10	14	0	112	0	.714	22.4		1997	4	5	11	1	53	0	.455	13.3	
2010	Redshirted									1998	7	22	41	1	228	1	.537	32.6	
2011	13	279	446	9	3544	26	.626	272.6		1999	Redshirted								
2012	13	344	511	7	4104	37	.673	315.7		2000	12	216	349	12	2729	23	.619	227.4	
2013	13	453	659	8	5082	50	.687	390.9		2001	14	344	533	9	4839	46	.645	345.6	
Totals	44	1086	1630	24	12842	113	.666	291.9		Totals	37	587	934	23	7849	70	.628	212.1	

Eli Manning at Ole Miss										Payton Manning at Tennessee									
Totals	43	841	1383	36	10286	84	.608	239.2		Totals	43	851	1354	33	11201	90	.629	260.5	
Koy Detmer at Colorado										Ty Detmer at BYU									
Totals	29	350	594	25	5390	40	.589	185.9		Totals	46	958	1530	65	15031	121	.626	326.8	
Luke McCown at LA Tech										Randy McCown at Texas A&M									
Totals	43	1063	1776	62	12666	87	.599	294.6		Totals	37	277	536	14	4187	22	.517	113.2	

* Another McCown brother, Josh, threw for 4,022 yards and 27 TDs at SMU from 1998-00.

BROTHER QB TANDEMS

(sorted by yardage)

Brothers	G	Cmp	Att	INT	Yds	TD	Pct.	Avg/G
Carr's	81	1673	2564	47	20,691	183	.652	255.4
Detmer's	75	1308	2124	90	20,421	161	.616	272.3
Manning's	86	1692	2737	69	21,487	174	.618	249.8
McCown's	80	1340	2312	76	16,853	109	.580	210.6





JEFF TEDFORD

HEAD COACH**1ST SEASON | FRESNO STATE (1992)**

Jeff Tedford, 55, was named the 19th head football coach in Fresno State history on Nov. 10, 2016 and was introduced to the Red Wave by Director of Athletics Jim Bartko at a press conference on Nov. 11, 2016.

Tedford, a former Bulldog quarterback and Fresno State assistant coach, returned to the Valley after holding the position of offensive consultant for the Washington Huskies – a 2016 College Football Playoff team.

Tedford assumed the role of acting head coach on Nov. 27, following the conclusion of the 2016 season as interim head coach Eric Kiesau carried out his duties for the remaining two games following Tedford's introduction.

Tedford, who is a proven winner on the West Coast, comes to the Valley with 11 years of head coaching experience at the Division I level – having led the California Golden Bears to 82 wins from 2002-2012. He left as the school's all-time winningest coach.

Tedford's ties to the Valley and Fresno State run deep. He played quarterback at Fresno State in 1981-82 under Jim Sweeney and coached at Fresno State under Sweeney from 1987-88 and 1992-96, and under a then-first-year head coach Pat Hill in 1997.

Tedford's coaching career started at Fresno State, volunteering as an assistant for the 1987-88 seasons, from there he picked up his first full-time position as an assistant for the Calgary Stampeders of the Canadian Football League – a familiar league in which he played quarterback for six seasons after his collegiate career at Fresno State.

He returned to Fresno State in 1992 as the quarterbacks coach and served as the offensive coordinator for the

Bulldogs over the ensuing five seasons.

Tedford held the same position at Oregon (1998-2001) before he became the head coach at Cal. He was named the Pac-10 coach of the year twice, led the Golden Bears to a school record seven consecutive bowl games and to a conference title in 2006.

Following Tedford's stint at Cal, he moved on to the NFL in 2014 as the Tampa Bay Buccaneers' offensive coordinator. The stop did not last long due to health issues during the preseason that evolved into an indefinite leave of absence which resulted in the two sides mutually agreeing to part ways.

Tedford made his return to the CFL in 2015 as he was named the head coach of the B.C. Lions. At the conclusion of the season, Tedford elected to exercise an option in his contract to resign and pursue opportunities in college football.

Tedford made his return to college football as an offensive consultant for the Washington Huskies under head coach Chris Peterson in 2016. A relationship rekindled after their time together as assistants at Oregon under then-coach Mike Bellotti. Washington's staff also included associate head coach Bob Gregory, who served as Tedford's defensive coordinator at Cal for eight seasons.

Tedford graduated from Warren High School in Downey and attended Cerritos Junior College for two seasons before becoming the Bulldogs' quarterback in 1981.

He and his wife Donna have two children, Taylor and Quinn.

**COACHING EXPERIENCE****Fresno State (2016-Pres.)**

- Head Coach

Washington (2016)

- Offensive Consultant

B.C. Lions-CFL (2015)

- Head Coach

Tampa Bay Bucs-NFL (2014)

- Offensive Coordinator

California (2002-12)

- Head Coach

Oregon (1998-01)

- Offensive Coordinator

Fresno State (1992-97)

- Offensive Coordinator/
Assistant Coach (QBs)

Calgary-CFL (1989-91)

- Offensive Assistant

Fresno State (1987-88)

- Volunteer Assistant Coach

Fresno State Assistant Coaches**Offense**

Kalen DeBoer
Offensive Coordinator
1st Season at FS



Jamie Christian
Running Backs/
Special Teams Coordinator/
1st Season at FS



Ryan Grubb
Offensive Line/
Run Game Coordinator/
1st Season at FS



Kirby Moore
Wide Receivers
1st Season at FS




Scott Thompson
Tight Ends
1st Season at FS



D.J. Harper
Graduate Assistant
1st Season at FS



Dylan Chmura
Graduate Assistant
1st Season at FS



Brad Vonnahme
Analyst
1st Season at FS

Defense

Orlando Steinauer
Defensive Coordinator
1st Season at FS



Jamar Cain
Defensive Line
1st Season at FS



Bert Watts
Linebackers
1st Season at FS



J.D. Williams
Defensive Backs
1st Season at FS



Matt Lea
Graduate Assistant
1st Season at FS



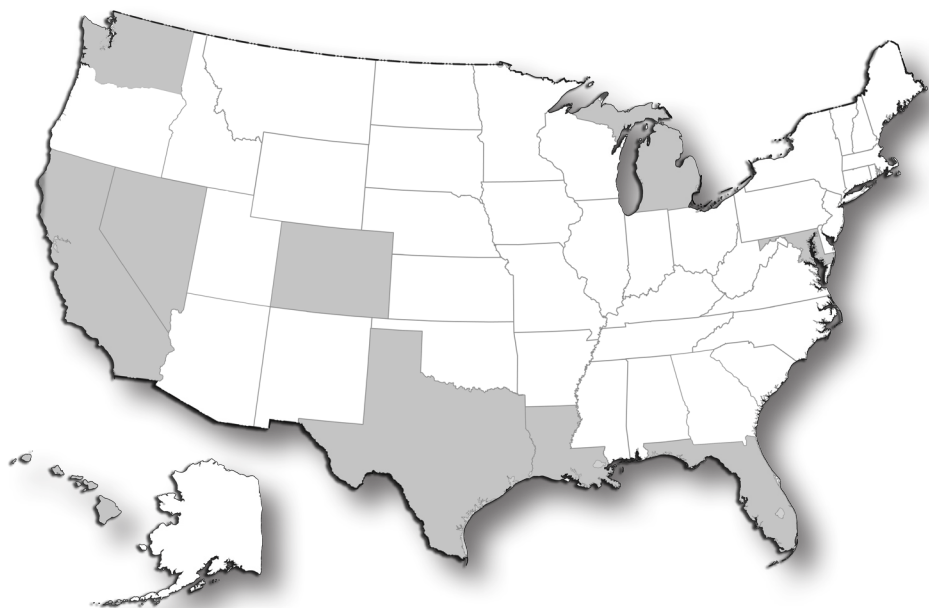
C.J. McGorisk
Graduate Assistant
1st Season at FS



Lucus Gingod
Analyst
1st Season at FS



GEOGRAPHICAL ROSTER



CALIFORNIA (82)

Bakersfield:	Chris Coleman
	Nathan De Jager
Brentwood:	Ronnie Rivers
Buena Park:	Andrew Wright
Canoga Park:	Deonte Perry
Carson:	Bobby Johnson
	Zelan Tupuola
Chico:	Kyle Lindquist
	Syrus Tuitele
Chino:	Shane Gama
Clovis:	Clayton Alexander
	Josh Hokit
	Tanner Rice
Compton:	Wylan Free
Concord:	Alex Cruz
Corona:	Richard Cage
Dinuba:	Marcus McMaryion
Downey:	Jorge Reyna
Durham:	Cody Pound
East Palo Alto:	Jordan Mims
Escondido:	Kyle Hendrickson
Eureka:	Nathan Madsen
Fountain Valley:	Asa Fuller
Fremont:	Ryan Popolizio
Fresno:	Brent Bailey
	Frank Dalena
	Jasad Haynes
	George Helmuth
	Kevin Jeanniton
	Johnny Johnson, Jr.
	Ronnie Manning
	Ka'Lonn Milton
	Dejonte O'Neal
	Michiah Quick
	Kyle Riddering
	Leevel Tatum III

Hanford:	Juju Hughes
Huntington Beach:	Markus Boyer
	Keiti Iakopo
Inglewood:	Patrick Elima-Jeune
Irvine:	David Patterson
La Puente:	Chris Gaston
La Quinta:	Kenny Gagnon
Lancaster:	Jamire Jordan
Long Beach:	Matt Smith
Los Angeles:	Justin Allen
Modesto:	Chris Brown
	Jackson Finch
	Jared Rice
	Justin Rice
Monrovia:	Blake Cusick
	DeShawn Potts
Moorpark:	Zane Pope
Moreno Valley:	Mike Bell
Murrieta:	Kevin Atkins
	Messiah Tyler
	Quireo Woodley
Oak Park:	Justin Green
Oakland:	Austin Harper
	Kesomi Mafi
	Maamaloa Mafi
	Kevin Parker
Oceanside:	Christian Cronk
Oxnard:	Daniel Moraga
Palo Alto:	KeeSean Johnson
Perris:	Jimmy Camacho
	Stephen Van Hook
Petaluma:	Chantz Russell
Redlands:	Anthony Grayson
Reedley:	Emeka Ndoh
Rialto:	Micah St. Andrew
Roseville:	Namani Parker

Sacramento:	Nick Aibuedefe
	David Tangipa
San Diego:	Aaron Mitchell
San Jose:	Kody Kroening
San Mateo:	Kwami Jones
Sanger:	Arron Mosby
Stockton:	Derriion Grim
Tulare:	Romello Harris
Vacaville:	Mykal Walker
	Patrick Williams, Jr.

COLORADO (1)

Canon City:	Gunner Javernick
-------------	------------------

FLORIDA (3)

Bradenton:	Jacob Westberry
Miami:	Jeffrey Allison
North Miami Beach:	Patrick Belony

HAWAII (2)

Honolulu:	Tainoa Foster
Wahiawa:	Netane Muti

LOUISIANA (1)

New Orleans:	Damien DeGruy
--------------	---------------

MARYLAND (1)

Annapolis:	Malik Forrester
------------	-----------------

MICHIGAN (1)

Muskegon Heights:	Da'Mari Scott
-------------------	---------------

NEVADA (4)

Fallon:	Talaemotu Mauga
Las Vegas:	Logan Hughes
	Nela Otukolo
	Robert Stanley

TEXAS (9)

Austin:	James Bailey
Fort Worth:	Jaron Bryant
Galena Park:	Tank Kelly
Houston:	Sherman Coleman, Jr.
Katy:	Trent Soechting
Mesquite:	Donte Coleman
	Chason Virgil
Missouri City:	Tobenna Okeke
Pearland:	Saevion Johnson

WASHINGTON (1)

East Wenatchee:	Brian Burt
-----------------	------------

CANADA (1)

Toronto (Ontario):	Matt Boateng
--------------------	--------------



ALPHABETICAL ROSTER

79	Nick Aibuedefe	OL
13	Justin Allen	WR
9	Jeffrey Allison	LB
90	Kevin Atkins	DT
19	Brent Bailey	QB
7	James Bailey	LB
4	Mike Bell	DB
26	Matt Boateng	DB
94	Patrick Belony	DT
51	Markus Boyer	OL
35	Chris Brown	DB
14	Jaron Bryant	DB
26	Brian Burt	WR
36	Jimmy Camacho	K
42	Richard Cage	LB
3	Chris Coleman	DB
82	Donte Coleman	TE
25	Sherman Coleman, Jr.	DB
58	Christian Cronk	OL
51	Alex Cruz	LB
47	Blake Cusick	P
19	Frank Dalena	WR
45	Nathan De Jager	P
1	Damien DeGruy	DE
2	Patrick Elima-Jeune	WR
18	Jackson Finch	DB
97	Malik Forrester	DT
50	Tainoa Foster	LB
8	Wylan Free	DB
37	Asa Fuller	K
28	Kenny Gagnon	DB
76	Shane Gama	OL
15	Chris Gaston	DB
84	Anthony Grayson	WR
40	Justin Green	LB
7	Derrion Grim	WR
25	Austin Harper	RB
32	Romello Harris	RB
93	Jasad Haynes	DT
34	George Helmuth	LB
86	Kyle Hendrickson	TE
33	Josh Hokit	RB
23	Juju Hughes	DB
62	Logan Hughes	OL
98	Keiti Iakopo	DT
80	Gunner Javernick	TE
96	Kevin Jeanniton	DE
70	Bobby Johnson	OL
3	KeeSean Johnson	WR
17	Johnny Johnson, Jr.	DB
24	Saevion Johnson	RB
33	Kwami Jones	DE
1	Jamire Jordan	WR
6	Tank Kelly	DB
48	Kody Kroening	K
16	Kyle Lindquist	QB
91	Nathan Madsen	DT
13	Kesomi Mafi	LB

Numerical Roster

No.	Name	Pos.	Ht.	Wt.	Cl.	Exp.	Hometown (High School/Previous School)
1	Damien DeGruy	DE	6-3	245	Fr.	1st	New Orleans, La. (McDonogh 35)
1	Jamire Jordan	WR	5-11	171	Jr.	4th	Lancaster, Calif. (Highland)
2	Patrick Elima-Jeune	WR	6-0	187	Fr.	1st	Inglewood, Calif. (Morningside)
2	DeShawn Potts	DB	6-0	200	Jr.	4th	Monrovia, Calif. (Monrovia)
3	Chris Coleman	DB	5-11	180	Fr.	1st	Bakersfield, Calif. (Garces Memorial)
3	KeeSean Johnson	WR	6-2	202	Jr.	4th	Palo Alto, Calif. (Palo Alto)
4	Mike Bell	DB	6-3	205	So.	3rd	Moreno Valley, Calif. (Citrus Hill)
4	Deonte Perry	RB	6-0	185	RFr.	2nd	Canoga Park, Calif. (Canoga Park)
5	Emeka Ndoh	DE	6-0	252	Jr.	3rd	Reedley, Calif. (Immanuel/De Anza College)
5	Chason Virgil	QB	6-1	192	So.	3rd	Mesquite, Texas (West Mesquite)
6	Marcus McMaryion	QB	6-2	195	Jr.	4th	Dinuba, Calif. (Dinuba/Oregon State)
6	Tank Kelly	DB	5-10	185	Jr.	4th	Galena Park, Texas (Galena Park)
7	James Bailey	LB	6-1	225	Jr.	3rd	Austin, Texas (Lake Travis)
7	Derrion Grim	WR	6-1	186	So.	2nd	Stockton, Calif. (McNair/Delta JC/Nebraska)
8	Wylan Free	DB	6-2	172	Fr.	1st	Compton, Calif. (Lynwood)
8	Da'Mari Scott	WR	6-1	210	RSr.	5th	Muskegon Heights, Mich. (Cathedral [L.A.])
9	Jeffrey Allison	LB	6-0	250	So.	2nd	Miami, Fla. (Langston Hughes [Ga.])
10	Nela Otukolo	LB	5-11	240	Jr.	3rd	Las Vegas, Nev. (Bishop Gorman)
10	Jorge Reyna	QB	6-0	210	Jr.	3rd	Downey, Calif. (Pasadena/West LA College)
11	Arron Mosby	DB	6-4	210	Fr.	1st	Sanger, Calif. (Sanger)
11	Dejonte O'Neal	RB	5-7	170	Jr.	3rd	Fresno, Calif. (Bullard)
13	Justin Allen	WR	5-11	188	Jr.	4th	Los Angeles, Calif. (Mater Dei)
13	Kesomi Mafi	LB	5-11	219	Jr.	4th	Oakland, Calif. (Oakland/Laney College)
14	Jaron Bryant	DB	6-1	183	So.	2nd	Fort Worth, Texas (Duncanville)
15	Chris Gaston	DB	6-1	183	Fr.	1st	La Puente, Calif. (Bishop Amat)
15	Daniel Moraga	TE	6-3	235	Fr.	1st	Oxnard, Calif. (Pacifica)
16	Kyle Lindquist	QB	6-4	212	Fr.	1st	Chico, Calif. (Pleasant Valley)
16	Jared Rice	TE	6-5	228	So.	3rd	Modesto, Calif. (Central Catholic)
17	Johnny Johnson, Jr.	DB	5-9	185	Sr.	5th	Fresno, Calif. (Central/UCLA)
18	Jackson Finch	DB	6-1	200	Sr.	4th	Modesto, Calif. (Central Catholic/Contra Costa College)
18	Zane Pope	WR	6-2	187	Fr.	1st	Moorpark, Calif. (Moorpark)
19	Brent Bailey	QB	6-0	212	Fr.	1st	Fresno, Calif. (Clovis North)
19	Frank Dalena	WR	5-8	158	So.	3rd	Fresno, Calif. (San Joaquin Memorial)
20	Ronnie Rivers	RB	5-8	175	Fr.	1st	Brentwood, Calif. (Freedom)
22	Jordan Mims	RB	5-11	190	Fr.	1st	East Palo Alto, Calif. (Menlo-Atherton)
22	Trent Soechting	LB	6-3	220	Jr.	4th	Katy, Texas (Cinco Ranch/Blinn College)
23	Juju Hughes	DB	5-11	180	So.	2nd	Hanford, Calif. (Hanford)
23	Kevin Parker	WR	5-6	150	RFr.	2nd	Oakland, Calif. (Skyline)
24	Saevion Johnson	RB	6-0	194	RFr.	2nd	Pearland, Texas (Pearland Dawson)
25	Sherman Coleman, Jr.	DB	5-9	165	Jr.	3rd	Houston, Texas (Westside/Cisco College)
25	Austin Harper	RB	5-6	157	Sr.	5th	Oakland, Calif. (El Cerrito/Contra Costa/Cal)
26	Matt Boateng	DB	6-0	175	Jr.	4th	Toronto, Canada (Arizona Western College/IMG Academy)
26	Brian Burt	WR	5-11	190	Jr.	3rd	East Wenatchee, Wash. (Eastmont/Ventura College)
27	Ka'Lonn Milton	DB	6-0	185	RSr.	3rd	Fresno, Calif. (Buchanan/Fresno City College)
28	Kenny Gagnon	DB	5-11	184	RFr.	2nd	La Quinta, Calif. (Desert Christian Academy)
29	Justin Rice	LB	6-2	210	So.	2nd	Modesto, Calif. (Central Catholic)
30	Messiah Tyler	LB	5-8	228	RSr.	3rd	Murrieta, Calif. (Vista Murrieta/University of La Verne)
31	Andrew Wright	LB	6-2	210	RFr.	2nd	Buena Park, Calif. (Buena Park)
32	Romello Harris	RB	5-11	186	RFr.	2nd	Tulare, Calif. (Tulare Union/Washington State)
32	Robert Stanley	DE	6-3	245	Sr.	5th	Las Vegas, Nev. (Bishop Gorman)
33	Kwami Jones	DE	6-2	240	So.	2nd	San Mateo, Calif. (Serra/College of San Mateo)
33	Josh Hokit	RB	6-1	220	So.	2nd	Clovis, Calif. (Clovis)
34	George Helmuth	LB	6-1	220	Jr.	4th	Fresno, Calif. (Clovis North)
35	Chris Brown	DB	5-11	190	Fr.	1st	Modesto, Calif. (Modesto Christian)
36	Jimmy Camacho	K	5-10	180	Sr.	4th	Perris, Calif. (Citrus Hill/Riverside CC)
37	Asa Fuller	K	6-2	235	Fr.	1st	Fountain Valley, Calif. (Servite)
38	Maamaloa Mafi	DB	5-11	190	Jr.	3rd	Oakland, Calif. (Oakland/Laney College)
40	Clayton Alexander	TE	6-2	250	Fr.	1st	Clovis, Calif. (Clovis)
40	Justin Green	LB	6-4	210	Sr.	4th	Oak Park, Calif. (Oak Park)
41	Ronnie Manning	DB	5-10	188	Sr.	4th	Fresno, Calif. (Edison/Northern Arizona)
42	Richard Cage	LB	6-1	215	Fr.	1st	Corona, Calif. (Eleanor Roosevelt)
44	Stephen Van Hook	DE	6-2	245	Sr.	5th	Perris, Calif. (Citrus Hill)
45	Nathan De Jager	P	6-0	180	RFr.	2nd	Bakersfield, Calif. (Bakersfield Christian)
47	Blake Cusick	P	6-2	185	So.	3rd	Monrovia, Calif. (Monrovia)
48	Kody Kroening	K	5-11	180	Sr.	4th	San Jose, Calif. (Valley Christian)
48	Tanner Rice	LB	5-11	230	RFr.	2nd	Clovis, Calif. (Clovis)
50	Tainoa Foster	LB	6-2	200	RFr.	2nd	Honolulu, Hawai'i (Kamehameha)
51	Markus Boyer	OL	6-1	304	Jr.	3rd	Huntington Beach, Calif. (Edison/Saddleback JC/UCLA)
51	Alex Cruz	LB	6-2	242	Fr.	1st	Concord, Calif. (Concord)





38	Maamaloa Mafi	DB
41	Ronnie Manning	DB
99	Talalemotu Mauga	DT
6	Marcus McMaryion	QB
27	Ka'Lonn Milton	DB
22	Jordan Mims	RB
77	Aaron Mitchell	OL
15	Daniel Moraga	TE
11	Arron Mosby	DB
52	Netane Muti	OL
5	Emeka Ndoh	DE
11	Dejonte O'Neal	RB
56	Tobenna Okeke	DE
10	Nela Otukolo	LB
23	Kevin Parker	WR
87	Namani Parker	WR
78	David Patterson	OL
4	Deonte Perry	RB
18	Zane Pope	WR
74	Ryan Popolizio	OL
2	DeShawn Potts	DB
55	Cody Pound	OL
81	Michiah Quick	WR
10	Jorge Reyna	QB
16	Jared Rice	TE
29	Justin Rice	LB
48	Tanner Rice	LB
89	Kyle Riddering	TE
20	Ronnie Rivers	RB
67	Chantz Russell	OL
8	Da'Mari Scott	WR
59	Matt Smith	OL
22	Trent Soechting	LB
73	Micah St. Andrew	OL
32	Robert Stanley	DE
88	David Tangipa	TE
92	Leevel Tatum III	DT
65	Syrus Tuitele	OL
75	Zelan Tupuola	OL
30	Messiah Tyler	LB
44	Stephen Van Hook	DE
5	Chason Virgil	QB
57	Mykal Walker	LB
53	Jacob Westberry	LS
54	Patrick Williams Jr.	LS
66	Quireo Woodley	OL
31	Andrew Wright	LB

52	Netane Muti	OL	6-3	310	RFr.	2nd	Wahiawa, Hawai'i (Leilehua)
53	Jacob Westberry	LS	6-3	235	RFr.	2nd	Bradenton, Fla. (Saint Stephen's Episcopal)
54	Patrick Williams Jr.	LS	6-3	205	RFr.	2nd	Vacaville, Calif. (Vacaville)
55	Cody Pound	OL	6-4	295	So.	3rd	Durham, Calif. (Durham/Butte College)
56	Tobenna Okeke	DE	6-3	245	Sr.	4th	Missouri City, Texas (Elkins)
57	Mykal Walker	LB	6-3	215	Jr.	3rd	Vacaville, Calif. (Vacaville/Azusa Pacific)
58	Christian Cronk	OL	6-5	305	Jr.	3rd	Oceanside, Calif. (Oceanside/Riverside CC)
59	Matt Smith	OL	5-11	280	RFr.	2nd	Long Beach, Calif. (St. John Bosco)
62	Logan Hughes	OL	6-4	285	Jr.	3rd	Las Vegas, Nev. (Green Valley/Victor Valley College)
65	Syrus Tuitele	OL	6-6	298	Fr.	1st	Chico, Calif. (Pleasant Valley)
66	Quireo Woodley	OL	6-4	300	Fr.	1st	Murrieta, Calif. (Murrieta Valley)
67	Chantz Russell	OL	6-6	245	Fr.	1st	Petaluma, Calif. (Marin Catholic)
70	Bobby Johnson	OL	6-3	265	Jr.	4th	Carson, Calif. (Carson Senior)
73	Micah St. Andrew	OL	6-3	343	Jr.	4th	Rialto, Calif. (Eisenhower)
74	Ryan Popolizio	OL	6-7	311	Sr.	4th	Fremont, Calif. (St. Francis/San Mateo College)
75	Zelan Tupuola	OL	6-2	310	Fr.	1st	Carson, Calif. (J Serra Catholic)
76	Shane Gama	OL	6-4	302	RJr.	4th	Chino, Calif. (Orange Lutheran/Southwestern College)
77	Aaron Mitchell	OL	6-2	305	Sr.	4th	San Diego, Calif. (Cathedral Catholic)
78	David Patterson	OL	6-5	302	Sr.	5th	Irvine, Calif. (Woodbridge)
79	Nick Aibuede	OL	6-4	270	So.	3rd	Sacramento, Calif. (Capital Christian)
80	Gunner Javernick	TE	6-6	270	Jr.	4th	Canon City, Colo. (Canon City/Ventura Junior College)
81	Michiah Quick	WR	5-11	185	Sr.	4th	Fresno, Calif. (Central East/Oklahoma)
82	Donte Coleman	TE	6-3	235	RFr.	2nd	Mesquite, Texas (West Mesquite)
84	Anthony Grayson	WR	6-1	168	Jr.	4th	Redlands, Calif. (Redlands East Valley)
86	Kyle Hendrickson	TE	6-4	255	Jr.	4th	Escondido, Calif. (San Pasqual)
87	Namani Parker	WR	6-4	198	Jr.	4th	Roseville, Calif. (American River/Oakmont)
88	David Tangipa	TE	6-5	240	Jr.	4th	Sacramento, Calif. (Foothill)
89	Kyle Riddering	TE	6-6	240	Jr.	4th	Fresno, Calif. (Clovis North)
90	Kevin Atkins	DT	6-2	297	RFr.	2nd	Murrieta, Calif. (Vista Murrieta)
91	Nathan Madsen	DT	6-4	298	Sr.	5th	Eureka, Calif. (Eureka)
92	Leevel Tatum III	DT	6-0	248	RFr.	2nd	Fresno, Calif. (Edison/UNLV)
93	Jasad Haynes	DT	6-1	275	So.	3rd	Fresno, Calif. (Clovis North)
94	Patrick Belony	DT	6-1	295	Jr.	4th	N. Miami Beach, Fla. (N. Miami Beach/Antelope Valley College)
96	Kevin Jeanniton	DE	6-2	250	RFr.	2nd	Fresno, Calif. (Edison)
97	Malik Forrester	DT	6-1	295	Sr.	4th	Annapolis, Md. (Glen Burnie/LA Pierce College)
98	Keiti Iakopo	DT	5-11	310	So.	2nd	Huntington Beach, Calif. (Fountain Valley/Golden West College)
99	Talalemotu Mauga	DT	6-3	282	Fr.	1st	Fallon, Nev. (Churchill County)

Coaching Staff

Jeff Tedford - Head Coach
 Kalen Deboer - Assistant Head Coach/Offensive Coordinator
 Orlando Steinauer - Defensive Coordinator
 Jamar Cain - Assistant Coach (Defensive Line)
 Jamie Christian - Assistant Coach (Running Backs/Special Teams Coordinator)
 Ryan Grubb - Assistant Coach (Offensive Line/Run Game Coordinator)
 Kirby Moore - Assistant Coach (Wide Receivers)
 Scott Thompson - Assistant Coach (Tight Ends)
 Bert Watts - Assistant Coach (Linebackers)
 J.D. Williams - Assistant Coach (Defensive Backs)
 Lucas Gingold - Special Teams Quality Control Assistant
 Brad Vonnahme - Offensive Analyst
 Andy Ward - Head Strength and Conditioning Coach, Football
 Dylan Chmura - Offensive Graduate Assistant
 D.J. Harper - Offensive Graduate Assistant
 Matt Lea - Defensive Graduate Assistant
 C.J. McGorisk - Defensive Graduate Assistant





GAME 1 DEPTH CHART

OFFENSE

Quarterback

5 Chason Virgil (6-1, 192, So.)
6 Marcus McMaryion (6-2, 195, Jr.)
or 10 Jorge Reyna (6-0, 210, Jr.)

Running Back

20 Ronnie Rivers (5-8, 175, Fr.)
33 Josh Hokit (6-1, 220, So.)
or 11 Dejonte O'Neal (5-7, 170, Jr.)

Left Tackle

58 Christian Cronk (6-5, 305, Jr.)
79 Nick Aibuede (6-4, 270, So.)

Left Guard

52 Netane Muti (6-3, 310, RFr.)
74 Ryan Popolizio (6-7, 311, Sr.)

Center

77 Aaron Mitchell (6-2, 305, Sr.)
59 Matt Smith (5-11, 280, RFr.)

Right Guard

73 Micah St. Andrew (6-3, 343, Jr.)
75 Zelan Tupuola (6-2, 310, Fr.)

Right Tackle

78 David Patterson (6-5, 302, Sr.)
65 Syrus Tuitele (6-6, 298, Fr.)

Wide Receiver

7 Derrion Grim (6-1, 186, So.)
or 1 Jamire Jordan (5-11, 171, Jr.)

Wide Receiver

3 KeeSean Johnson (6-2, 202, Jr.)
87 Namani Parker (6-4, 198, Jr.)

Wide Receiver

8 Da'Mari Scott (6-1, 210, RSr.)
13 Justin Allen (5-11, 188, Jr.)

Tight End

89 Kyle Riddering (6-6, 240, Jr.)
16 Jared Rice (6-5, 228, So.)

DEFENSE

End

32 Robert Stanley (6-3, 245, Sr.)
33 Kwami Jones (6-2, 240, So.)

Tackle

97 Malik Forrester (6-1, 295, Sr.)
93 Jasad Haynes (6-0, 275, So.)

Tackle

91 Nathan Madsen (6-4, 298, Sr.)
90 Kevin Atkins (6-2, 297, RFr.)

End

56 Tobenna Okeke (6-3, 245, Sr.)
44 Stephen Van Hook (6-2, 245, Sr.)

Linebacker

40 Justin Green (6-4, 210, Sr.)
13 Kesomi Mafi (5-11, 219, Jr.)
or 29 Justin Rice (6-2, 210, So.)

Linebacker

9 Jeffrey Allison (6-0, 250, So.)
22 Trent Soechting (6-3, 220, Jr.)

Linebacker

7 James Bailey (6-1, 225, Jr.)
34 George Helmuth (6-1, 220, Jr.)

Cornerback

17 Johnny Johnson, Jr. (5-9, 185, Sr.)
25 Sherman Coleman, Jr. (5-9, 165, Jr.)

Strong Safety

23 Juju Hughes (5-10, 180, So.)
27 Ka'Lonn Milton (6-0, 185, RSo.)

Free Safety

2 DeShawn Potts (6-0, 200, Jr.)
18 Jackson Finch (6-1, 200, Sr.)

Cornerback

14 Jaron Bryant (6-0, 183, So.)
6 Tank Kelly (5-10, 185, Jr.)

SPECIAL TEAMS

Place Kicker

36 Jimmy Camacho (5-10, 180, Sr.)
48 Kody Kroening (5-11, 180, Sr.)

Kickoffs

3 Jimmy Camacho (5-10, 180, Sr.)
48 Kody Kroening (5-11, 180, Sr.)

Punter

47 Blake Cusick (6-2, 185, So.)
45 Nathan De Jager (6-0, 180, RFr.)

Long Snapper

53 Jacob Westberry (6-3, 235, RFr.)
54 Patrick Williams, Jr. (6-3, 205, RFr.)

Holder

47 Blake Cusick (6-2, 185, So.)
5 Chason Virgil (6-1, 192, So.)

Kick Returner

8 Da'Mari Scott (6-1, 210, RSr.)
11 Dejonte O'Neal (5-7, 170, Jr.)

Punt Returner

11 Dejonte O'Neal (5-7, 170, Jr.)
8 Da'Mari Scott (6-1, 210, RSr.)

Pronunciation Guide

Nick Aibuede.....Ab-U-deaf-eh
Matt Boateng.....Bo-Tang
Damien DeGruy.....Da-Grew
Tainoa Foster.....Tie-Noah
Wylen Free.....Way-lynn
Anthoula "Tank" Kelly.....An-thu-la
Josh Hokit.....Ho-kit
Jamire Jordan.....Jameer
Talalemotu Mauga.....Ta-La-Le-Motu, Ma-ooga
Netane Muti.....Nuh-tahn-E Moo-T
Emeka Ndoh.....en-doh
Tobenna Okeke.....Tow-BEN-nuh, ohh-kay-kay
Nela Otukolo.....Nel-uh, O-two-Co-low
Dejonte O'Neal.....Dijon-teh
Namani Parker.....Na-mann-E

Deonte Perry.....Dee-On-teh
Ryan Popolizio.....Pop-uh-Liz-E-oh
Trent Soechting.....Sec-Ting
David Tangipa.....Tong-E-Pa
Syrus Tuitele.....Two-tell-E
Zelan Tupuola.....Zay-lin, Tu-Pu-Oh-La
Quiro Woodley.....Kerr-E-O















Kalen DeBoer.....K-lynn
Orlando Steiner.....Stien-ow-er
Brad Vonnahme.....Va-Nom-E





SCHEDULE/FUTURES

2017 BULLDOG FOOTBALL SCHEDULE (ALL TIMES PACIFIC)

September	2	Incarnate Word 	7 p.m.	TBA
	9	at Alabama 	12:30 p.m.	ESPN 2
	16	at Washington 	6:30 p.m.	
	30	Nevada* 	7 p.m.	
October	7	at San Jose State* 	4:30 p.m.	ESPN 3
	14	New Mexico*# 	7 p.m.	
	21	at San Diego State* 	7:30 p.m.	
	28	UNLV* 	7 p.m.	
November	4	BYU 	TBA	ESPN NETWORKS
	11	at Hawai'i* 	8 p.m.	
	18	at Wyoming* 	11 a.m.	
	25	Boise State* 	12:30 p.m.	

Mountain West Network & ESPN3 are online streams, only.

- MW Network can be found via GoBulldogs.com or LiveStream.com
- ESPN3 can be found via ESPN3.com or the ESPN App
- AT&T SPORTS/ROOT is currently not available in California

Indicators

- * conference game
- # homecoming

BULLDOG FOOTBALL CHANNEL FINDER...

AT&T UVERSE

Big 10 Network: 650, 1650
 CBS Sports Network 643, 1643
 ESPN: 602, 1602
 ESPN2: 606, 1606
 ESPNEWS: 604, 1604
 ESPNU: 605, 1605

COMCAST (FRESNO MARKET)

Big 10 Network: 403
 CBS Sports Network: 418, 732
 ESPN: 32, 724
 ESPN2: 33, 725
 ESPNEWS: 402, 726
 ESPNU: 420, 788

DIRECTV

Big 10 Network: 610
 CBS Sports Network: 221
 ESPN: 206
 ESPN2: 209
 ESPNEWS: 207
 ESPNU: 208

DISH NETWORK

Big 10 Network: 405, 410
 CBS Sports Network: 158
 ESPN: 140
 ESPN2: 144
 ESPNEWS: 142
 ESPNU: 141

FUTURE BULLDOG FOOTBALL SCHEDULES

2018		2019		2020		2021
Date	Opponent	Date	Opponent	Date	Opponent	2021
S1	Idaho	A31	at USC	S12	at Colorado	Sept. 4 -- at Oregon
S8	at Minnesota	S7	Minnesota	S26	at Texas A&M	Sept. 18 -- at UCLA
S15	at UCLA	S21	Sacramento State	TBD	TBD	
S29	Toledo	TBD	TBD	TBD	TBD	2022
	at Boise State*		at Air Force*	Air Force	Fresno, CA	Sept. 3 -- Sacramento State
	Hawai'i*		Colorado State*	at Colorado State*	Fort Collins, CO	Sept. 10 -- Oregon State
	at Nevada*		at Hawai'i*	Hawai'i*	Fresno, CA	Sept. 17 -- at USC
	at New Mexico*		Nevada*	at Nevada*	Reno, NV	2023
	San Diego State*		at San Diego State*	San Diego State*	Fresno, CA	Sept. 16 -- at Arizona State
	San Jose State*		at San Jose State*	San Jose State*	Fresno, CA	2024
	at UNLV*		UNLV*	at UNLV*	Las Vegas, NV	Aug. 31 -- at Oregon State
	Wyoming*		Utah State*	at Utah State*	Logan, UT	Sept. 14 -- at UCLA

* = Mountain West game

All future conference game dates are TBD

2025

Aug. 30 -- at USC





2016 FRESNO STATE STATISTICS

2016 SCHEDULE/RESULTS

Date	Opponent	Result	Score	Overall	Conference	Time	Attend
Sept. 3, 2016	at Nebraska	L	43-10	0-1	--	3:26	90,013
Sept. 10, 2016	Sacramento State	W	31-3	1-1	--	3:03	31,817
Sept. 17, 2016	at Toledo	L	52-17	1-2	--	3:28	19,379
Sept. 24, 2016	Tulsa	L	48-41	1-3	--	3:59	23,273
Oct. 1, 2016	at UNLV*	L	45-20	1-4	0-1	3:34	17,811
Oct. 8, 2016	at Nevada*	L	27-22	1-5	0-2	3:18	22,411
Oct. 14, 2016	San Diego State*	L	17-3	1-6	0-3	3:03	24,731
Oct. 22, 2016	at Utah State*	L	38-20	1-7	0-4	3:48	15,067
Oct. 28, 2016	Air Force*	L	31-21	1-8	0-5	3:22	25,197
Nov. 5, 2016	at Colorado State*	L	37-0	1-9	0-6	3:00	23,187
Nov. 19, 2016	Hawai'i*	L	14-13	1-10	0-7	3:17	26,951
Nov. 26, 2016	San Jose State*	L	16-14	1-11	0-8	3:17	20,991

* MW game

TEAM STATISTICS

TEAM STATISTICS	Fresno St.	OPP
SCORING	212	371
Points Per Game	17.7	30.9
Points Off Turnovers	38	37
FIRST DOWNS	206	261
Rushing	83	167
Passing	102	80
Penalty	21	14
RUSHING YARDAGE	1394	2972
Yards gained rushing	1728	3165
Yards lost rushing	334	193
Rushing Attempts	440	601
Average Per Rush	3.2	4.9
Average Per Game	116.2	247.7
TDs Rushing	11	25
PASSING YARDAGE	2557	2009
Comp-Att-Int	210-405-13	159-270-5
Average Per Pass	6.3	7.4
Average Per Catch	12.2	12.6
Average Per Game	213.1	167.4
TDs Passing	13	21
TOTAL OFFENSE	3951	4981
Total Plays	845	871
Average Per Play	4.7	5.7
Average Per Game	329.2	415.1
KICK RETURNS: #-Yards	41-877	34-603
PUNT RETURNS: #-Yards	24-159	10-52
INT RETURNS: #-Yards	5-0	13-164
KICK RETURN AVERAGE	21.4	17.7
PUNT RETURN AVERAGE	6.6	5.2
INT RETURN AVERAGE	0.0	12.6
FUMBLES-LOST	13-5	14-4
PENALTIES-Yards	76-669	69-624
Average Per Game	55.8	52.0
PUNTS-Yards	80-2990	68-2574
Average Per Punt	37.4	37.9
Net punt average	36.2	34.9
KICKOFFS-Yards	50-3063	70-4340
Average Per Kick	61.3	62.0
Net kick average	43.2	39.8
TIME OF POSSESSION/Game	28:49	31:11
3RD-DOWN Conversions	76/200	68/165
3rd-Down Pct	38%	41%
4TH-DOWN Conversions	8/23	9/13
4th-Down Pct	35%	69%
SACKS BY-Yards	14-94	31-186
MISC YARDS	0	0
TOUCHDOWNS SCORED	24	48
FIELD GOALS-ATTEMPTS	15-17	12-16
ON-SIDE KICKS	0-0	0-0
RED-ZONE SCORES	(26-34) 76%	(42-50) 84%
RED-ZONE TOUCHDOWNS	(17-34) 50%	(34-50) 68%
PAT-ATTEMPTS	(23-23) 100%	(45-47) 96%
ATTENDANCE	152960	187868
Games/Avg Per Game	6/25493	6/31311

Score by Quarters	1st	2nd	3rd	4th	OT	Total
Fresno State	48	65	43	56	0	212
Opponents	55	120	82	107	7	371

FIELD GOALS	FGM-FGA	Pct.	01-19	20-29	30-39	40-49	50-59	Lg	Blk
KROENING, Kody	15-17	88.2	0-0	7-7	2-3	6-7	0-0	49	1

FG SEQUENCE	Fresno St.	Opponents
Nebraska	32, (26)	-
Sacramento State	(21)	(44)
TOLEDO	(42)	(22), 45
Tulsa	(25), (25)	(37), (28), 42
UNLV	(42), (47)	(38)
Nevada	(44), (25), (35)	24
San Diego State	(39)	(47)
Utah State	(27), (49)	(43)
Air Force	-	27, (27)
Colorado State	-	(33)
Hawai'i	(47), (27), 43	-
San Jose State	-	(28), (22), (23)

(parenthesis indicate field goal was made)

PUNTING	No.	Yds	Avg.	Long	TB	FC	I20	Blkd
CUSICK, Blake	78	2990	38.3	59	2	48	20	2
TEAM	2	0	0.0	0	0	0	0	0
Total.....	80	2990	37.4	59	2	48	20	2
Opponents.....	68	2574	37.9	57	2	24	23	2

KICKOFFS	No.	Yds	Avg.	TB	OB	Retn	Ney	YdLn
VAN VALKENBURG	29	1793	61.8	6	2			
CAMACHO, Jimmy	20	1217	60.8	6	1			
KROENING, Kody	1	53	53.0	0	0			
Total.....	50	3063	61.3	12	3	603	43.2	21
Opponents.....	70	4340	62.0	27	2	877	39.8	25

PUNT RETURNS	No.	Yds	Avg.	TD	Long
GLASS, Tyquwan	15	97	6.5	0	33
JOHNSON, KeeSean	6	36	6.0	0	10
TEAM	1	0	0.0	0	0
HUGHES, Juju	1	11	11.0	0	11
STANLEY, Robert	1	15	15.0	0	15
Total.....	24	159	6.6	0	33
Opponents.....	10	52	5.2	1	3

KICK RETURNS	No.	Yds	Avg.	TD	Long
JORDAN, Jamire	12	253	21.1	0	28
JOHNSON, KeeSean	11	227	20.6	0	29
O'NEAL, Deonte	8	241	30.1	0	59
GLASS, Tyquwan	7	128	18.3	0	24
ALLISON, Jeffrey	2	15	7.5	0	8
KELLY, Anthoula	1	13	13.0	0	13
Total.....	41	877	21.4	0	59
Opponents.....	34	603	17.7	0	32





2016 FRESNO STATE STATISTICS

RUSHING	G	Att.	Gain	Loss	Net	Avg.	TD	Long	Avg/G
JAMES, Dontel	11	208	748	51	697	3.4	5	34	63.4
KLINE, Zach	7	48	204	70	134	2.8	1	32	19.1
HOKIT, Josh	12	27	130	0	130	4.8	0	18	10.8
VIRGIL, Chason	10	77	292	170	122	1.6	2	28	12.2
GREEN, Treyvon	11	24	111	3	108	4.5	0	18	9.8
JORDAN, Jamire	12	17	105	22	83	4.9	1	14	6.9
O'NEAL, Deonte	4	16	66	9	57	3.6	1	17	14.2
OGLESBY, Bryson	1	9	43	4	39	4.3	0	21	39.0
JOHNSON, KeeSean	12	3	14	1	13	4.3	0	10	1.1
RICE, Justin	6	9	14	3	11	1.2	0	5	1.8
CRONK, Christian	12	1	1	0	1	1.0	1	1	0.1
ALLEN, Justin	11	1	0	1	-1	-1.0	0	0	-0.1
Total.....	12	440	1728	334	1394	3.2	11	34	116.2
Opponents.....	12	601	3165	193	2972	4.9	25	91	247.7

PASSING	G	Effic	Comp-Att-Int	Pct	Yds	TD	Long	Avg/G
VIRGIL, Chason	10	111.39	166-322-10	51.6	2021	13	85	202.1
KLINE, Zach	7	103.71	42-79-2	53.2	523	0	53	74.7
GREEN, Treyvon	11	154.60	2-2-0	100.0	13	0	9	1.2
CUSICK, Blake	12	-100.00	0-2-1	0.0	0	0	0	0.0
Total.....	12	109.06	210-405-13	51.9	2557	13	85	213.1
Opponents.....	12	143.35	159-270-5	58.9	2009	21	62	167.4

RECEIVING	G	No.	Yards	Avg.	TD	Long	Avg/G
JOHNSON, KeeSean	12	66	773	11.7	6	53	64.4
PECK, Aaron	11	46	630	13.7	3	80	57.3
JORDAN, Jamire	12	45	713	15.8	2	85	59.4
HARDAWAY, Delvon	10	10	122	12.2	0	23	12.2
RIDDERING, Kyle	12	7	33	4.7	0	12	2.8
O'NEAL, Deonte	4	7	18	2.6	0	8	4.5
OLSEN, Chad	5	6	85	14.2	0	31	17.0
MARTENS, Michael	10	6	81	13.5	0	19	8.1
ALLEN, Justin	11	4	36	9.0	0	11	3.3
RICE, Jared	11	4	6	1.5	2	3	0.5
JAMES, Dontel	11	3	9	3.0	0	6	0.8
GREEN, Treyvon	11	2	23	11.5	0	14	2.1
RICE, Justin	6	2	15	7.5	0	7	2.5
VIRGIL, Chason	10	1	9	9.0	0	9	0.9
KLINE, Zach	7	1	4	4.0	0	4	0.6
Total.....	12	210	2557	12.2	13	85	213.1
Opponents.....	12	159	2009	12.6	21	62	167.4

FUMBLE RETURNS	No.	Yds	Avg.	TD	Long
Total.....	0	0	0.0	0	0
Opponents.....	0	0	0.0	0	0

INTERCEPTIONS	No.	Yds	Avg.	TD	Long
GLASS, Tyquwan	2	0	0.0	0	0
ELLIS, Jamal	2	0	0.0	0	0
BROWN, Stratton	1	0	0.0	0	0
Total.....	5	0	0.0	0	0
Opponents.....	13	164	12.6	1	59

|----- PATs -----|

SCORING	TD	FGs	Kick	Rush	Rev	Pass	DPX	Saf	Pts
KROENING, Kody	0	15-17	23-23	0-0	0	0-0	0	0	68
JOHNSON, KeeSean	6	0-0	0-0	0-0	0	0-0	0	0	36
JAMES, Dontel	5	0-0	0-0	0-0	0	0-0	0	0	30
JORDAN, Jamire	3	0-0	0-0	0-0	0	0-0	0	0	18
PECK, Aaron	3	0-0	0-0	0-0	0	0-0	0	0	18
VIRGIL, Chason	2	0-0	0-0	0-0	0	0-1	0	0	12
RICE, Jared	2	0-0	0-0	0-0	0	0-0	0	0	12
CRONK, Christian	1	0-0	0-0	0-0	0	0-0	0	0	6
O'NEAL, Deonte	1	0-0	0-0	0-0	0	0-0	0	0	6
KLINE, Zach	1	0-0	0-0	0-0	0	0-0	0	0	6
Total.....	24	15-17	23-23	0-0	0	0-1	0	0	212
Opponents.....	48	12-16	45-47	1-1	0	0-0	0	0	371

TOTAL OFFENSE	G	Plays	Rush	Pass	Total	Avg/G
VIRGIL, Chason	10	399	122	2021	2143	214.3
JAMES, Dontel	11	208	697	0	697	63.4
KLINE, Zach	7	127	134	523	657	93.9
HOKIT, Josh	12	27	130	0	130	10.8
GREEN, Treyvon	11	26	108	13	121	11.0
JORDAN, Jamire	12	17	83	0	83	6.9
O'NEAL, Deonte	4	16	57	0	57	14.2
OGLESBY, Bryson	1	9	39	0	39	39.0
JOHNSON, KeeSean	12	3	13	0	13	1.1
RICE, Justin	6	9	11	0	11	1.8
CRONK, Christian	12	1	1	0	1	0.1
ALLEN, Justin	11	1	-1	0	-1	-0.1
Total.....	12	845	1394	2557	3951	329.2
Opponents.....	12	871	2972	2009	4981	415.1

ALL PURPOSE	G	Rush	Rec	PR	KOR	IR	Tot	Avg/G
JORDAN, Jamire	12	83	713	0	253	0	1049	87.4
JOHNSON, KeeSean	12	13	773	36	227	0	1049	87.4
JAMES, Dontel	11	697	9	0	0	0	706	64.2
PECK, Aaron	11	0	630	0	0	0	630	57.3
O'NEAL, Deonte	4	57	18	0	241	0	316	79.0
GLASS, Tyquwan	11	0	0	97	128	0	225	20.5
KLINE, Zach	7	134	4	0	0	0	138	19.7
GREEN, Treyvon	11	108	23	0	0	0	131	11.9
VIRGIL, Chason	10	122	9	0	0	0	131	13.1
HOKIT, Josh	12	130	0	0	0	0	130	10.8
HARDAWAY, Delvon	10	0	122	0	0	0	122	12.2
OLSEN, Chad	5	0	85	0	0	0	85	17.0
MARTENS, Michael	10	0	81	0	0	0	81	8.1
OGLESBY, Bryson	1	39	0	0	0	0	39	39.0
ALLEN, Justin	11	-1	36	0	0	0	35	3.2
RIDDERING, Kyle	12	0	33	0	0	0	33	2.8
RICE, Justin	6	11	15	0	0	0	26	4.3
STANLEY, Robert	10	0	0	15	0	0	15	1.5
ALLISON, Jeffrey	12	0	0	0	15	0	15	1.2
KELLY, Anthoula	7	0	0	0	13	0	13	1.9
HUGHES, Juju	12	0	0	11	0	0	11	0.9
RICE, Jared	11	0	6	0	0	0	6	0.5
CRONK, Christian	12	1	0	0	0	0	1	0.1
Total.....	12	1394	2557	159	877	0	4987	415.6
Opponents.....	12	2972	2009	52	603	164	5800	483.3





2016 FRESNO STATE STATISTICS

DEFENSIVE LEADERS	GP	Tackles			TFL/Yds	No.-Yards	Pass Def		QBH	Fumbles		Blkd	
		Solo	Ast	Total			Int-Yds	BrUp		Rev-Yds	FF	Kick	Saf
BROWN, Stratton	12	57	58	115	5.5-20	1.0-9	1-0	4			1		
CAMILLI, Jeff	11	53	55	108	9.0-41	4.0-29		2	1		1		
BAILEY, James	12	32	27	59	5.0-11	0.5-3		4	1	1-0			
POTTS, DeShawn	12	29	30	59	1.0-1			5		1-0		1	
GLASS, Tyquwan	11	40	17	57	1.5-6		2-0	9			1		
STANLEY, Robert	10	29	25	54	3.0-4							1	
ELLIS, Jamal	12	34	19	53			2-0	5		1-0			
OKEKE, Tobenna	12	22	30	52	2.5-17	2.5-17			2		1		
OTUKOLO, Nela	10	27	21	48	5.5-10	1.5-3		1			1		
FORRESTER, Malik	11	21	17	38	5.0-12	1.0-6							
SOECHTING, Trent	12	17	19	36	2.0-9								
BELL, Mike	12	17	18	35	2.5-4			1					
KRISTOFORS, Nick	12	19	9	28	1.0-15	1.0-15		1	1	1-0			
MADSEN, Nathan	12	11	11	22	1.5-11	1.5-11			1				
HUGHES, Brandon	6	10	11	21	4.0-11				1				
ALLISON, Jeffrey	12	8	13	21									
HUGHES, Juju	12	8	10	18	1.5-7								
BELONY, Patrick	12	6	8	14	1.0-1			1					
VAIMILI, Austin	10	7	5	12	0.5-1				1				
WRIGHT, Alan	12	4	7	11	0.5-0								
HENDRICKSON, Kyle	9	2	8	10	0.5-1								
GREEN, Justin	12	6	2	8	2.0-4	1.0-1							
KELLY, Anthoula	7	6	2	8				2					
JONES, Dalen	9	4	3	7									
HOKIT, Josh	12	5	2	7									
HELMUTH, George	12	3	4	7									
BRYANT, Jaron	11	2	4	6									
PIPER, Elijah	9	3	1	4									
SMITH, Jalen	5	2	2	4									
MCBEE, Wyatt	7	1	2	3	1.0-4								
ALVAREZ, Ryan	3		3	3									
MARTENS, Michael	10	2	1	3									
FUERY, Darrell	10	1	1	2									
JOHNSON, KeeSean	12	2		2							1		
VAN VALKENBURG, Nick	9	1	1	2									
GREEN, Trevon	11		1	1									
TEAM	8	1		1									
JORDAN, Jamire	12	1		1									
VIRGIL, Chason	10	1		1									
PECK, Aaron	11	1		1									
MITCHELL, Aaron	12	1		1									
HAYNES, Jasad	5		1	1									
Total.....	12	496	448	944	56-190	14-94	5-0	35	8	4-0	6	2	.
Opponents.....	12	460	358	818	86.0-305	31-186	13-164	47	21	5-0	6	3	.

DEFENSE GAME-BY-GAME

TACKLES	UA-A	Tot	NEB	SAC	Toledo	Tulsa	UNLV	Nev	SDSU	USU	AFA	CSU	UH	SJSU
BROWN, Stratton	57-58	115	2-4	2-0	6-4	9-1	3-2	3-3	6-8	3-10	4-11	5-4	7-3	7-8
CAMILLI, Jeff	53-55	108	3-7	DNP	3-4	14-1	6-4	5-5	2-8	1-7	5-6	2-6	6-1	6-6
BAILEY, James	32-27	59	0-1	8-0	1-4	6-1	4-3	0-2	1-5	2-2	5-1	1-6	1-1	3-1
POTTS, DeShawn	29-30	59	2-3	4-0	5-3	2-0	-	4-3	2-9	2-0	2-2	2-4	3-4	1-2
GLASS, Tyquwan	40-17	57	2-2	4-0	1-2	3-0	3-1	5-0	6-0	2-4	5-4	DNP	3-2	6-2
STANLEY, Robert	29-25	54	3-1	-	6-0	6-1	0-1	DNP	DNP	1-5	5-6	3-1	1-2	4-8
ELLIS, Jamal	34-19	53	2-2	3-0	1-1	10-0	3-1	3-3	5-3	1-2	1-1	3-2	0-2	2-2
OKEKE, Tobenna	22-30	52	0-1	1-0	4-1	4-0	2-2	0-2	1-7	2-6	2-7	4-2	2-0	0-2
OTUKOLO, Nela	27-21	48	DNP	4-1	1-2	5-0	6-2	4-2	0-10	2-3	3-0	1-1	1-0	DNP
FORRESTER, M.	21-17	38	1-3	DNP	1-1	3-1	3-2	4-2	3-3	1-0	2-2	0-1	-	3-2
SOECHTING, T.	17-19	36	3-4	1-0	0-2	-	1-1	1-1	-	1-0	3-7	3-2	-	4-2
BELL, Mike	17-18	35	0-1	-	1-0	1-0	1-1	2-2	2-2	1-6	2-3	5-1	1-0	1-2
KRISTOFORS, Nick	19-9	28	0-2	-	4-1	2-1	2-1	6-0	1-3	1-0	2-0	0-1	1-0	-
MADSEN, Nathan	11-11	22	3-1	1-0	-	4-0	1-3	-	0-2	-	1-1	-	0-1	1-3
HUGHES, Brandon	10-11	21	2-5	2-1	1-4	3-0	2-0	0-1	DNP	DNP	DNP	DNP	DNP	DNP
ALLISON, J.	8-13	21	1-2	1-2	1-3	-	1-1	4-3	0-1	-	-	0-1	-	-
HUGHES, Juju	8-10	18	-	-	-	-	-	1-1	0-2	0-1	2-3	3-3	1-0	1-0
BELONY, Patrick	6-8	14	0-1	1-1	1-1	2-0	-	-	0-3	1-1	-	0-1	-	1-0
VAIMILI, Austin	7-5	12	0-1	2-1	0-1	5-0	-	0-1	DNP	-	-	0-1	-	DNP
WRIGHT, Alan	4-7	11	0-1	-	0-2	-	2-1	0-1	-	-	0-1	2-1	-	-
HENDRICKSON, K.	2-8	10	DNP	DNP	1-1	DNP	-	-	0-1	0-2	0-2	0-1	1-0	0-1
KELLY, Anthoula	6-2	8	1-0	-	-	DNP	DNP	DNP	1-1	-	DNP	3-1	1-0	DNP
GREEN, Justin	6-2	8	-	2-0	1-0	-	1-0	-	-	1-0	0-2	1-0	-	-
HOKIT, Josh	5-2	7	-	3-0	1-0	-	-	-	-	1-1	0-1	-	-	-
JONES, Dalen	4-3	7	2-0	-	1-0	1-0	DNP	DNP	DNP	0-1	0-1	-	-	0-1
HELMUTH, George	3-4	7	-	-	1-0	-	-	-	0-1	1-0	-	1-3	-	-
BRYANT, Jaron	2-4	6	1-0	-	-	-	DNP	0-1	-	0-1	0-1	0-1	1-0	-
SMITH, Jalen	2-2	4	-	-	1-2	1-0	-	DNP	DNP	DNP	DNP	DNP	DNP	DNP
PIPER, Elijah	3-1	4	-	1-0	-	1-0	-	-	1-1	DNP	-	-	DNP	DNP





2016 FRESNO STATE STATISTICS

INDIVIDUAL GAME-BY-GAME

RUSHING	No-Yds/TD	NEB	SAC	Toledo	Tulsa	UNLV	Nevada	SDSU	USU	AFA	CSU	UH	SJSU
JAMES, Dontel	208-697/5	12-20/0	27-121/1	13-40/0	21-65/1	18-53/0	27-169/1	15-34/0	29-80/1	19-24/0	DNP	15-49/0	12-42/1
KLINE, Zach	48-134/1	1-11/0	1-9/0	1-4/0	DNP	DNP	4-23/0	DNP	DNP	DNP	17-26/0	10-52/0	14-9/1
HOKIT, Josh	27-130/0	-	-	-	-	-	-	-	-	-	-	18-97/0	9-33/0
VIRGIL, Chason	77-122/2	6--3/0	6-8/0	9--1/0	19-47/2	8--5/0	7-16/0	9-44/0	8-28/0	4--12/0	1-0/0	DNP	DNP
GREEN, Treyvon	24-108/0	1-3/0	5-34/0	-	-	-	6-29/0	-	1-3/0	3-3/0	DNP	3-15/0	5-21/0
JORDAN, Jamire	17-83/1	1-1/0	-	-	-	6-16/0	-	-	-	3-21/0	4-15/0	2--5/0	1--9/0
O'NEAL, Dejonete	16-57/1	4-0/0	4-28/1	4-8/0	4-21/0	DNP	DNP	DNP	DNP	DNP	DNP	DNP	DNP
OGLESBY, Bryson	9-39/0	DNP	DNP	DNP	DNP	DNP	DNP	DNP	DNP	DNP	9-39/0	DNP	DNP
JOHNSON, KeeSean	3-13/0	1--1/0	-	-	-	-	1-10/0	-	-	-	-	1-4/0	-
RICE, Justin	9-11/0	DNP	DNP	DNP	DNP	DNP	3-8/0	-	1-3/0	1-1/0	3--3/0	1-2/0	DNP
CRONK, C.	1-1/1	-	-	-	-	-	-	-	-	-	-	1-1/1	-
ALLEN, Justin	1--1/0	-	-	-	-	-	-	-	-	DNP	-	1--1/0	-

RUSHING	No-Yds/TD	NEB	SAC	Toledo	Tulsa	UNLV	Nevada	SDSU	USU	AFA	CSU	UH	SJSU
JOHNSON, KeeSean	66-773/6	8-61/0	7-82/2	4-51/1	7-80/0	5-57/0	5-71/0	8-56/0	6-59/0	10-142/3	2-23/0	3-38/0	1-53/0
JORDAN, Jamire	45-713/2	5-52/0	7-100/0	1-85/1	6-108/1	2-10/0	3-50/0	1-49/0	10-67/0	4-115/0	3-64/0	2-2/0	1-11/0
PECK, Aaron	46-630/3	9-112/1	3-42/0	3-46/0	6-68/0	5-194/2	2-17/0	6-32/0	DNP	1-16/0	2-13/0	3-27/0	6-63/0
HARDAWAY, Delvon	10-122/0	-	-	-	DNP	2-13/0	1-23/0	-	3-47/0	3-30/0	DNP	1-9/0	-
OLSEN, Chad	6-85/0	2-18/0	1-31/0	1-16/0	2-20/0	-	DNP	DNP	DNP	DNP	DNP	DNP	DNP
MARTENS, Michael	6-81/0	-	-	-	-	1-14/0	DNP	DNP	1-5/0	-	2-36/0	1-17/0	1-9/0
ALLEN, Justin	4-36/0	-	-	-	-	1-8/0	-	-	1-8/0	DNP	-	1-11/0	1-9/0
RIDDERING, Kyle	7-33/0	-	-	-	-	-	1-12/0	1-2/0	3-11/0	-	2-8/0	-	-
GREEN, Treyvon	2-23/0	-	-	-	-	-	2-23/0	-	-	-	DNP	-	-
O'NEAL, Dejonete	7-18/0	-	3-13/0	4-5/0	-	DNP	DNP	DNP	DNP	DNP	DNP	DNP	DNP
RICE, Justin	2-15/0	DNP	DNP	DNP	DNP	DNP	-	-	1-4/0	-	1-11/0	-	DNP
VIRGIL, Chason	1-9/0	-	-	-	-	-	-	-	-	1-9/0	-	DNP	DNP
JAMES, Dontel	3-9/0	-	1-6/0	-	-	-	1-0/0	-	1-3/0	-	DNP	-	-
RICE, Jared	4-6/2	-	-	-	-	-	1-1/1	-	1-1/1	-	DNP	2-4/0	-
KLINE, Zach	1-4/0	-	-	-	DNP	DNP	-	DNP	DNP	DNP	-	-	1-4/0

PASSING

#10 ZACH KLINE	Att.	Comp	Int	Pct	Yards	TD	Long	Sack	Yds	Effic
at Nebraska	11	7	1	63.6	110	0	32	0	0	129.5
at Toledo	3	1	0	33.3	13	0	13	0	0	69.7
at Nevada	1	0	0	0.0	0	0	0	0	0	0.0
at Colorado State	24	11	1	45.8	147	0	48	5	26	88.9
Hawai'i	23	13	0	56.5	108	0	18	1	6	96.0
San Jose State	17	10	0	58.8	145	0	53	4	17	130.5
Totals	79	42	2	53.2	523	0	53	10	49	103.7

#5 CHASON VIRGIL	Att.	Comp	Int	Pct	Yards	TD	Long	Sack	Yds	Effic
at Nebraska	32	17	1	53.1	133	1	12	4	21	92.1
Sacramento State	42	22	1	52.4	274	2	31	2	19	118.1
at Toledo	23	12	0	52.2	190	2	85	5	35	150.3
Tulsa	45	21	1	46.7	276	1	65	2	9	101.1
at UNLV	45	16	1	35.6	296	2	80	2	20	101.0
at Nevada	27	16	0	59.3	197	1	33	1	4	132.8
San Diego State	26	16	2	61.5	139	0	49	2	12	91.1
at Utah State	44	27	0	61.4	205	1	22	1	6	108.0
Air Force	37	18	4	48.6	303	3	58	2	11	122.6
at Colorado State	1	1	0	100.0	8	0	8	0	0	167.2
TOTALS	322	166	10	51.6	2021	13	85	21	137	111.4

PUNT RET	No-Yds/TD	NEB	SAC	Toledo	Tulsa	UNLV	Nev	SDSU	USU	AFA	CSU	UH	SJSU
GLASS, Tyquwan	15-97	1-2	5-19	2-34	3-37	2-4	-	-	-	2-1	DNP	-	-
JOHNSON, KeeSean	6-36	-	-	-	-	-	-	-	-	-	1-10	3-9	2-17

KICK RET	No-Yds/TD	NEB	SAC	Toledo	Tulsa	UNLV	Nev	SDSU	USU	AFA	CSU	UH	SJSU
JORDAN, Jamire	12-253	-	-	1-21	-	3-70	-	-	2-42	2-40	1-19	2-42	1-19
O'NEAL, Dejonete	8-241	2-46	-	3-71	3-124	DNP	DNP	DNP	DNP	DNP	DNP	DNP	DNP
JOHNSON, KeeSean	11-227	2-43	-	2-31	1-21	1-20	-	1-27	2-27	2-58	-	-	-
GLASS, Tyquwan	7-128	-	-	1-10	1-20	2-34	-	3-64	-	-	DNP	-	-
ALLISON, J.	2-15	-	-	-	-	-	-	-	-	2-15	-	-	-
KELLY, Anthoula	1-13	1-13	-	-	DNP	DNP	DNP	-	-	DNP	-	-	DNP

INT RET	No-Yds/TD	NEB	SAC	Toledo	Tulsa	UNLV	Nev	SDSU	USU	AFA	CSU	UH	SJSU
ELLIS, Jamal	2-0	-	1-0	-	1-0	-	-	-	-	-	-	-	-
GLASS, Tyquwan	2-0	-	1-0	-	-	-	-	-	-	-	DNP	1-0	-
BROWN, Stratton	1-0	-	-	-	-	-	-	-	-	-	-	-	1-0

FUMBLES LOST	#Lost	NEB	SAC	Toledo	Tulsa	UNLV	Nev	SDSU	USU	AFA	CSU	UH	SJSU
N/A	-	-	-	-	-	-	-	-	-	-	-	-	-





2016 FRESNO STATE STATISTICS

TKLS FOR LOSS	UA-A	Tot	NEB	SAC	Toledo	Tulsa	UNLV	Nev	SDSU	USU	AFA	CSU	UH	SJSU
CAMILLI, Jeff	8-2	9.0	-	DNP	1.0-4	2.0-17	1.0-1	-	0.5-1	-	1.0-6	0.5-1	1.0-3	2.0-8
OTUKOLO, Nela	4-3	5.5	DNP	1.0-2	-	1.0-1	1.0-1	1.0-2	1.0-2	0.5-2	-	-	-	DNP
BROWN, Stratton	5-1	5.5	-	-	1.5-4	-	-	-	1.0-1	-	-	1.0-1	1.0-9	1.0-5
BAILEY, James	3-4	5.0	-	1.0-2	0.5-1	1.5-4	1.0-4	-	-	0.5-0	-	0.5-0	-	-
FORRESTER, M.	4-2	5.0	-	DNP	-	0.5-3	1.0-1	-	2.0-3	1.0-2	-	-	-	0.5-3
HUGHES, Brandon	3-2	4.0	-	0.5-1	0.5-0	2.0-6	1.0-4	-	DNP	DNP	DNP	DNP	DNP	DNP
STANLEY, Robert	2-2	3.0	-	-	-	1.0-1	-	DNP	DNP	-	1.5-2	-	-	0.5-1
BELL, Mike	1-3	2.5	-	-	-	-	-	-	0.5-0	0.5-1	-	1.0-3	-	0.5-0
OKEKE, Tobenna	2-1	2.5	-	-	-	1.0-11	-	-	0.5-0	-	-	-	1.0-6	-
SOECHTING, T.	1-2	2.0	1.0-7	-	0.5-1	-	-	-	-	-	0.5-1	-	-	-
GREEN, Justin	2-0	2.0	-	1.0-1	-	-	-	-	-	-	-	1.0-3	-	-
GLASS, Tyquan	1-1	1.5	-	-	-	-	-	-	-	0.5-1	-	DNP	1.0-5	-
MADSEN, Nathan	1-1	1.5	-	1.0-8	-	-	-	-	-	-	-	-	-	0.5-3
HUGHES, Juju	1-1	1.5	-	-	-	-	-	-	-	-	1.5-7	-	-	-
KRISTOFORS, Nick	1-0	1.0	-	-	-	-	-	1.0-15	-	-	-	-	-	-
MCBEE, Wyatt	1-0	1.0	-	DNP	-	DNP	DNP	DNP	-	DNP	-	-	1.0-4	-
BELONY, Patrick	0-2	1.0	-	0.5-1	-	-	-	-	0.5-0	-	-	-	-	-
POTTS, DeShawn	1-0	1.0	-	-	1.0-1	-	-	-	-	-	-	-	-	-
WRIGHT, Alan	0-1	0.5	-	-	0.5-0	-	-	-	-	-	-	-	-	-
HENDRICKSON, Kyle	0-1	0.5	DNP	DNP	-	DNP	-	-	-	-	0.5-1	-	-	-
VAILILI, Austin	0-1	0.5	-	-	0.5-1	-	-	-	DNP	-	-	-	-	DNP

SACKS	UA-A	Tot	NEB	SAC	Toledo	Tulsa	UNLV	Nev	SDSU	USU	AFA	CSU	UH	SJSU
CAMILLI, Jeff	4-0	4.0	-	DNP	-	2.0-17	-	-	-	-	1.0-6	-	-	1.0-6
OKEKE, Tobenna	2-1	2.5	-	-	-	1.0-11	-	-	0.5-0	-	-	-	1.0-6	-
OTUKOLO, Nela	1-1	1.5	DNP	1.0-2	-	-	-	-	0.5-1	-	-	-	-	DNP
MADSEN, Nathan	1-1	1.5	-	1.0-8	-	-	-	-	-	-	-	-	-	0.5-3
BROWN, Stratton	1-0	1.0	-	-	-	-	-	-	-	-	-	-	1.0-9	-
FORRESTER, M.	0-2	1.0	-	DNP	-	0.5-3	-	-	-	-	-	-	-	0.5-3
KRISTOFORS, Nick	1-0	1.0	-	-	-	-	-	1.0-15	-	-	-	-	-	-
GREEN, Justin	1-0	1.0	-	1.0-1	-	-	-	-	-	-	-	-	-	-
BAILEY, James	0-1	0.5	-	-	-	0.5-3	-	-	-	-	-	-	-	-

LONG PLAYS (20 OR MORE YARDS)

	FS Long Plays			Opponent Long Plays		
	Rush	Pass	Total	Rush	Pass	Total
Nebraska	0	2	2	1	2	3
Sacramento St.	0	3	3	0	1	1
Toledo	1	3	4	1	6	7
Tulsa	1	4	5	1	4	5
UNLV	0	3	3	3	2	5
Nevada	2	3	5	0	2	2
SDSU	1	2	3	1	0	1
Utah State	1	1	2	1	4	5
Air Force	0	6	6	3	2	5
Colorado State	1	2	3	1	2	3
Hawai'i	0	0	0	0	3	3
San Jose State	1	2	3	2	0	2
Totals	8	31	39	14	28	42

DRIVE SUPERLATIVES

	Fresno State	Opponent
Most Yards (Result)	86 (TD) - Utah St.	90 (TD) - UNLV
Most Plays (Result)	18 (FG) - Utah St.	16 x2 (FG x2) - Tul/AFA
Most Time (Result)	8:13 (TD) - Nevada	8:22 (TD) - CSU

FRESNO STATE POINTS OFF TURNOVERS

Game	TOs Gained	TDs	FG	Pts	FS (Fumbles Lost/INT)
Nebraska	0	0	0	0	2 (2 INT)
Sacramento St.	2 (2 INT)	2	0	14	2 (1 FL/1 INT)
Toledo	0	0	0	0	0
Tulsa	2 (1 INT, 1 FR)	1	0	7	2 (1 FL/1 INT)
UNLV	0	0	0	0	1 (1 INT)
Nevada	1 (FR)	0	1	3	2 (2 FL)
SDSU	0	0	0	0	3 (3 INT)
Utah State	0	0	0	0	0
Air Force	1 (FR)	1	0	7	4 (4 INT)
Colorado State	0	0	0	0	1 (1 INT)
Hawai'i	1 (INT)	0	0	0	0
San Jose State	2 (1 INT, 1 FR)	1	0	7	1 (1 FL)
Totals	7 (4 INT, 3 FR)	5	1	38	18 (13 INT/5 FL)
Opponents	18 (13 INT/5 FR)	4	3	37	

GAME-OPENING DRIVES

Opponent	[---Fresno State---]			[----- Opponent -----]		
	Pts.	1st Dwns	Yds.	Pts.	1st Dwns	Yds
Nebraska	0	3	46	0	0	7
Sacramento State	0	0	5	0	0	5
Toledo	0	0	9	0	1	3
Tulsa	7	1	44	0	0	-7
UNLV	0	2	34	0	2	37
Nevada	3	3	59	0	1	21
SDSU	0	0	3	0	5	75
Utah State	0	0	2	7	3	60
Air Force	0	0	7	0	3	45
Colorado State	0	0	8	0	3	65
Hawai'i	0	0	4	0	0	-5
San Jose State	0	2	89	0	3	34

SECOND HALF-OPENING DRIVES

Opponent	[---Fresno State---]			[----- Opponent -----]		
	Pts.	1st Dwns	Yds.	Pts.	1st Dwns	Yds
Nebraska	0	0	1	7	3	57
Sacramento State	0	0	1	0	0	8
Toledo	0	0	-14	7	3	53
Tulsa	3	4	67	7	4	65
UNLV	3	2	52	0	0	4
Nevada	0	3	35	0	1	12
SDSU	3	3	54	0	3	40
Utah State	3	5	65	7	3	75
Air Force	0	1	14	3	6	64
Colorado State	0	0	6	7	4	60
Hawai'i	0	3	35	0	0	0
San Jose State	0	0	3	3	4	59

PENALTY NUMBERS

	FS Pen.-Yds.	Opp. Pen.-Yds
Nebraska	6-29	7-80
Sacramento State	6-55	3-15
Toledo	12-138	6-45
Tulsa	5-40	8-71
UNLV	6-50	4-45
Nevada	5-57	3-35
SDSU	5-36	6-65
Utah State	10-80	5-40
Air Force	8-55	6-47
Colorado State	4-35	7-82
Hawai'i	7-64	11-89
San Jose State	2-30	3-12




2016 FRESNO STATE STATISTICS
FRESNO STATE LONG PLAYS

Yards	Opponent	Play	Result
85	Toledo	Virgil pass to Jordan	TD
80	UNLV	Virgil pass to Peck	TD
65	Tulsa	Virgil pass to Jordan	TD
59	Tulsa	O'Neal kickoff return	1st-10
58	Air Force	Virgil pass to Jordan	1st-10
53	SJSU	Kline pass to Johnson	1st-10
52	UNLV	Virgil pass to Peck	1st-10
52	Air Force	Virgil pass to Johnson	TD
49	SDSU	Virgil pass to Jordan	1st-10
48	CSU	Kline pass to Jordan	1st-10
44	Tulsa	Jordan rush	TD
38	UNLV	Virgil pass to Peck	1st-10
37	Tulsa	O'Neal kickoff return	1st-10
36	Air Force	Virgil pass to Johnson	TD
34	Tulsa	Virgil pass to Jordan	1st-Goal
34	Nevada	James rush	1st-10
33	Toledo	Glass punt return	1st-10
33	Nevada	Virgil pass to Johnson	1st-Goal
32	NEB	Kline pass to Peck	1st-10
32	SJSU	Kline rush	TD
31	SAC	Virgil pass to Olsen	3rd-5
29	Air Force	Virgil pass to Jordan	1st-10
28	SDSU	Virgil rush	1st-10
26	SAC	Virgil pass to Jordan	1st-10
26	Tulsa	Virgil pass to Jordan	1st-10
25	NEB	Kline pass to Peck	1st-10
25	Nevada	Virgil pass to Jordan	1st-10
25	CSU	Kline pass to Johnson	1st-10
25	SJSU	Kline pass to Peck	1st-10
24	SAC	Virgil pass to Johnson	1st-10
24	Nevada	James run (fumble)	turnover
23	Toledo	Virgil pass to Peck	1st-10
23	Nevada	Virgil pass to Hardaway	1st-10
22	Toledo	Virgil rush	1st-Goal
22	SDSU	Virgil pass to Johnson	1st-10
22	Utah St.	Virgil pass to Hardaway	1st-10
21	Tulsa	Virgil pass to Peck	1st-10
21	CSU	Ogelsby rush	1st-10
21	Air Force	Virgil pass to Jordan	1st-10
20	Toledo	Virgil pass to Peck	1st-10
20	Air Force	Virgil pass to Hardaway	1st-10
20	Utah St.	James rush	1st-10

Only KO returns of 35 yards or more or INT & PR of 25 yards or more are included

OPPONENT LONG PLAYS

Yards	Opponent	Play	Result
91	UNLV	Sneed run	TD
62	Toledo	Julian pass to Yousey	TD
61	UNLV	Sneed pass to Trosclair	TD
57	NEB	Armstrong, Jr. pass to Moore	TD
53	Hawai'i	Brown pass to Camanse-Stevens	1st-10
47	Toledo	Woodside pass to Thompson	1st-Goal
45	Nevada	Stewart to Demps	1st-10
44	SAC	Ketteringham pass to Demps	1st-10
44	CSU	Stevens pass to Ruiz	1st-10
42	UNLV	Williams rush	1st-10
40	Tulsa	Evans pass to Lucas	TD
40	Tulsa	Evans pass to Lucas	TD
39	UNLV	Williams rush	1st-Goal
36	Toledo	Woodside pass to Thompson	TD
36	UNLV	Sneed pass to Boyd	1st-10
36	Nevada	Celis pass to Demps	TD
33	Toledo	Woodside pass to Roberts	1st-10
33	Air Force	Romine pass to Cleveland	TD
31	Toledo	Woodside pass to Phillips	1st-10
31	Tulsa	Flanders rush	1st-10
31	Air Force	Romine pass to Robinette	1st-10
30	CSU	Stevens pass to Gallup	1st-10
28	Toledo	Woodside pass to Jones	1st-10
28	Utah St.	Myers pass to Houston	1st-10
28	Utah St.	Myers pass to Roberts	1st-Goal
28	CSU	Kinsey rush	1st-10
28	SJSU	Potter rush	1st-10
26	Air Force	Davern rush	1st-10
25	Utah St.	Myers pass to Tarver	TD
24	NEB	Moore rush	1st-10
24	Tulsa	Evans pass to Atkinson	TD
23	NEB	Armstrong, Jr. pass to Moore	1st-10
23	Tulsa	Evans pass to Hobbs	TD
23	Air Force	Worthman rush	1st-10
23	SJSU	Cooper rush	1st-10
22	SDSU	Pumphrey run	1st-10
22	Hawai'i	Brown pass to Ursua	1st-10
21	Utah St.	Myers pass to Roberts	TD
21	Hawai'i	Brown pass to Ursua	1st-10
20	Toledo	Thompkins rush	1st-Goal
20	Utah St.	Lindsey rush	1st-10
20	Air Force	Cleveland rush	1st-Goal

Only KO returns of 35 yards or more or INT & PR of 25 yards or more are included




2016 FRESNO STATE PARTICIPATION

#	Name	GP/GS	#	Name	GP/GS	#	Name	GP/GS
79	AIBUEDEFE, Nick	4/-	62	HUGHES, Logan	11/6	22	SOECHTING, T.	12/-
13	ALLEN, Justin	11/-	28	JAMES, Dontel	11/10	73	ST. ANDREW, M.	12/12
51	ALLISON, J.	12/-	3	JOHNSON, KeeSean	12/12	32	STANLEY, Robert	10/9
36	ALVAREZ, Ryan	3/-	5	JONES, Dalen	9/-	88	TANGIPA, David	10/-
7	BAILEY, James	12/12	1	JORDAN, Jamire	12/9	17	VAIMILI, Austin	10/-
4	BELL, Mike	12/1	6	KELLY, Tank	7/1	49	VAN VALKENBURG	9/-
94	BELONY, Patrick	12/1	70	KINNINGER, Zack	2/-	44	VAN HOOK, S.	7/-
15	BROWN, Stratton	12/12	10	KLINE, Zach	7/2	75	VAZQUEZ, Jacob	10/7
38	BRYANT, Jaron	11/-	99	KRISTOFORS, Nick	12/12	57	VERRELL, Justin	12/-
3	CAMACHO, Jimmy	8/-	48	KROENING, Kody	11/-	5	VIRGIL, Chason	10/10
42	CAMILLI, Jeff	11/11	91	MADSEN, Nathan	12/11	20	WRIGHT, Alan	12/-
55	CARTER, Jaleel	1/-	87	MARTENS, Michael	10/-			
58	CRONK, C.	12/12	92	MCBEE, Wyatt	7/1			
47	CUSICK, Blake	12/-	27	MILTON, KaLonn	1/-			
19	DALENA, Frank	6/-	77	MITCHELL, Aaron	12/12			
2	ELLIS, Jamal	12/12	11	O'NEAL, Dejonte	4/-			
4	FINCH, Jackson	1/-	23	OGLESBY, Bryson	1/-			
97	FORRESTER, M.	11/11	56	OKEKE, Tobenna	12/7			
18	FUERY, Darrell	10/-	46	OLSEN, Chad	5/4			
25	GLASS, Tyquwan	11/11	10	OTUKOLO, Nela	10/4			
40	GREEN, Justin	12/-	78	PATTERSON, D.	12/12			
29	GREEN, Treyvon	11/-	7	PECK, Aaron	11/10			
6	HARDAWAY, Delvon	10/2	58	PIPER, Elijah	9/-			
93	HAYNES, Jasad	5/-	74	POPOLIZIO, Ryan	9/-			
34	HELMUTH, George	12/-	11	POTTS, DeShawn	12/11			
86	HENDRICKSON, K.	9/-	16	RICE, Jared	11/-			
33	HOKIT, Josh	12/2	22	RICE, Justin	6/1			
19	HUGHES, Brandon	6/5	89	RIDDERING, Kyle	12/9			
23	HUGHES, Juju	12/-	41	SMITH, Jalen	5/-			

2016 GAME-BY-GAME OFFENSIVE STARTERS

DATE	OPPONENT	LT	LG	C	RG	RT	QB	RB	WR	WR	WR	TE
9/3	at Nebraska	Cronk	Mitchell	Vazquez	St. Andrew	Patterson	Virgil	James	Peck	Johnson	Olsen (TE)	Riddering
9/10	Sacramento State	Cronk	Mitchell	Vazquez	St. Andrew	Patterson	Virgil	James	Peck	Johnson	Olsen (TE)	Riddering
9/17	at Tulsa	Cronk	Mitchell	Vazquez	St. Andrew	Patterson	Virgil	James	Peck	Johnson	Olsen (TE)	Riddering
9/24	Tulsa	Cronk	Mitchell	Vazquez	St. Andrew	Patterson	Virgil	James	Peck	Johnson	Jordan	Hokit (FB)
10/1	at UNLV*	Cronk	Vazquez	Mitchell	St. Andrew	Patterson	Virgil	James	Peck	Johnson	Jordan	Olsen
10/8	at Nevada*	Cronk	Vazquez	Mitchell	St. Andrew	Patterson	Virgil	James	Peck	Johnson	Jordan	Riddering
10/14	San Diego State*	Cronk	L. Hughes	Mitchell	St. Andrew	Patterson	Virgil	James	Peck	Johnson	Jordan	Riddering
10/22	at Utah State*	Cronk	L. Hughes	Mitchell	St. Andrew	Patterson	Virgil	James	Hardaway	Johnson	Jordan	Riddering
10/28	Air Force*	Cronk	L. Hughes	Mitchell	St. Andrew	Patterson	Virgil	James	Hardaway	Johnson	Jordan	Riddering
11/5	at Colorado State*	Cronk	L. Hughes	Mitchell	St. Andrew	Patterson	Virgil	Ju. Rice	Peck	Johnson	Jordan	Riddering
11/19	Hawai'i*	Cronk	L. Hughes	Mitchell	St. Andrew	Patterson	Kline	James	Peck	Johnson	Jordan	Riddering
11/26	San Jose State*	Cronk	Vazquez	Mitchell	St. Andrew	Patterson	Kline	Hokit	Peck	Johnson	Jordan	L. Hughes

2016 GAME-BY-GAME DEFENSIVE STARTERS

DATE	OPPONENT	DE	NG	DE	OLB	ILB	ILB	OLB	CB	S	S	CB
9/3	at Nebraska	Madsen	Forrester	Kristofors	Bailey	Stanley	Camilli	B. Hughes	Ellis	Potts	Brown	Glass
9/10	Sacramento State	Madsen	Belony	Kristofors	Bailey	Stanley	Otukolo	B. Hughes	Ellis	Potts	Brown	Glass
9/17	at Tulsa	Madsen	Forrester	Kristofors	Bailey	Stanley	Camilli	B. Hughes	Ellis	Potts	Brown	Glass
9/24	Tulsa	Madsen	Forrester	Kristofors	Bailey	Stanley	Camilli	Okeke	Ellis	Potts	Brown	Glass
10/1	at UNLV*	Madsen	Forrester	Kristofors	Bailey	Stanley	Camilli	B. Hughes	Ellis	Potts	Brown	Glass
10/8	at Nevada*	Madsen	Forrester	Kristofors	Bailey	Otukolo	Camilli	B. Hughes	Ellis	Potts	Brown	Glass
10/14	San Diego State*	Madsen	Forrester	Kristofors	Bailey	Otukolo	Camilli	Okeke	Ellis	Potts	Brown	Glass
10/22	at Utah State*	Madsen	Forrester	Kristofors	Bailey	Otukolo	Camilli	Okeke	Ellis	Potts	Brown	Glass
10/28	Air Force*	Madsen	Forrester	Kristofors	Bailey	Stanley	Camilli	Okeke	Ellis	Potts	Brown	Glass
11/5	at Colorado State*	Madsen	Forrester	Kristofors	Bailey	Stanley	Camilli	Okeke	Ellis	Potts	Brown	Kelly
11/19	Hawai'i*	Madsen	Forrester	Kristofors	Bailey	Stanley	Camilli	Okeke	Ellis	Potts	Brown	Glass
11/26	San Jose State*	McBee	Forrester	Kristofors	Bailey	Stanley	Camilli	Okeke	Ellis	Bell	Brown	Glass



**TURNOVERS YEAR-BY-YEAR - SINCE 2008****2016 - Fresno State Record: 1-11**

Fresno State						Opponents					
Date	Opponent	Sacks	FR	INT	Gained	Sacks	FR	INT	Lost	Turnovers	Turnovers
9/3	at Nebraska	0-0	0	0	0	4-21	0	2	2	2	2
9/10	Sacramento St.	3-11	0	2	2	2-19	1	1	0	2	2
9/17	at Toledo	0-0	0	0	0	5-35	0	0	0	0	0
9/24	Tulsa	4-34	1	1	2	2-9	1	1	2	2	2
10/1	at UNLV	0-0	0	0	0	2-20	0	1	1	1	1
10/8	at Nevada	1-15	1	0	1	1-4	2	0	0	2	2
10/14	San Diego St.	1-1	0	0	0	2-12	0	3	3	3	3
10/22	at Utah St.	0-0	0	0	0	1-6	0	0	0	0	0
10/28	Air Force	1-6	1	0	1	2-11	0	4	4	4	4
11/5	at Colorado St.	0-0	0	0	0	5-26	0	1	1	1	1
11/19	Hawai'i	2-15	0	1	1	1-6	0	0	0	0	0
11/26	San Jose St.	2-12	1	1	2	4-17	1	0	0	1	1
Totals	12 Games	14-94	4	5	9	31-186	5	13	18	18	18

NATIONAL RANKINGS

Sacks: T-117
Fumble Recoveries: T-116
Passes Intercepted: T-117

Turnovers Gained: T-126
Turnover Margin: T-117

NATIONAL RANKINGS

Sacks Allowed: T-96
Fumbles Lost: T-12
INTs Thrown: T-88

Turnovers Lost: T-47
Turnover Margin: T-117

2015 - Fresno State Record: 3-8

Fresno State						Opponents					
Date	Opponent	Sacks	FR	INT	Gained	Sacks	FR	INT	Lost	Turnovers	Turnovers
9/3	Abilene Christian	5-30	0	2	2	0-0	1	2	3	3	3
9/12	at No. 14 Ole Miss	1-8	2	1	3	1-15	1	3	4	4	4
9/19	No. 21 Utah	0-0	2	1	3	1-5	2	0	2	2	2
9/26	at San Jose St.	6-35	1	0	1	2-19	0	1	1	1	1
10/3	at San Diego St.	3-25	1	0	1	3-27	0	0	0	0	0
10/10	Utah State	2-13	1	0	1	5-25	1	3	4	4	4
10/16	UNLV	6-24	0	0	0	0-0	1	0	1	1	1
10/24	at Air Force	0-0	1	0	1	2-9	0	1	1	1	1
11/5	Nevada	2-18	0	1	1	3-20	1	3	4	4	4
11/14	at Hawai'i	2-13	1	3	4	3-16	0	0	0	0	0
11/21	at BYU	1-5	2	0	2	4-26	0	3	3	3	3
11/28	Colorado St.	0-0	0	1	1	2-16	0	0	0	0	0
Totals	12 Games	28-171	11	9	20	24-152	7	16	23	23	23

NATIONAL RANKINGS

Sacks: T-29
Fumble Recoveries: T-7
Passes Intercepted: T-79

Turnovers Gained: T-50
Turnover Margin: T-93

NATIONAL RANKINGS

Sacks Allowed: T-73
Fumbles Lost: T-54
INTs Thrown: T-118

Turnovers Lost: T-113
Turnover Margin: T-93

2014 - Fresno State Record: 6-8

Fresno State						Opponents					
Date	Opponent	Sacks	FR	INT	Gained	Sacks	FR	INT	Lost	Turnovers	Turnovers
8/30	at USC	0-0	2	0	2	1-10	0	4	4	4	4
9/6	at Utah	2-11	0	0	0	7-34	1	0	0	1	1
9/13	Nebraska	0-0	1	0	1	4-29	0	0	0	0	0
9/20	Southern Utah	4-10	1	1	2	0-0	0	1	1	1	1
9/26	at New Mexico	2-14	0	0	0	3-24	1	1	2	2	2
10/3	San Diego State	2-12	1	2	3	3-7	1	1	2	2	2
10/10	at UNLV	5-13	0	1	1	1-1	1	2	3	3	3
10/17	at Boise State	2-10	1	0	1	5-22	0	1	1	1	1
11/1	Wyoming	1-6	1	0	1	2-6	0	2	2	2	2
11/8	San Jose State	0-0	1	2	3	1-5	1	1	2	2	2
11/22	at Nevada	3-24	3	1	4	3-20	1	1	2	2	2
11/29	Hawai'i	6-34	0	2	2	2-17	0	2	2	2	2
12/6	at Boise State*	1-5	0	0	0	4-24	0	3	3	3	3
12/24	vs. Rice!	2-14	0	0	0	4-24	0	2	2	2	2
Totals	14 Games	30-153	11	9	20	40-223	6	21	27	27	27

NATIONAL RANKINGS

Sacks: 65
Fumble Recoveries: T-38
Passes Intercepted: T-91

Turnovers Gained: T-55
Turnover Margin: T-103

NATIONAL RANKINGS

Sacks Allowed: T-105
Fumbles Lost: T-19
INTs Thrown: 123

Turnovers Lost: T-109
Turnover Margin: T-103

2013 - Fresno State Record: 11-2

Fresno State						Opponents					
Date	Opponent	Sacks	FR	INT	Gained	Sacks	FR	INT	Lost	Turnovers	Turnovers
8/29	Rutgers	1-10	1	1	2	1-4	2	1	3	3	3
9/7	Cal Poly	1-10	1	0	1	0-0	1	0	1	1	1
9/14	at Colorado	-----GAME CANCELED (FLOODING)-----									
9/20	Boise State	4-19	1	1	2	1-2	0	0	0	0	0
9/28	at Hawai'i	7-46	0	2	2	1-1	3	2	5	5	5
10/5	at Idaho	6-41	1	4	5	0-0	1	2	3	3	3
10/19	UNLV	3-12	0	0	0	0-0	0	1	1	1	1
10/26	at San Diego St.	2-12	1	1	2	2-22	0	0	0	0	0
11/2	Nevada	3-18	0	1	1	2-14	1	0	1	1	1
11/9	at Wyoming	1-8	1	1	2	1-9	0	0	0	0	0
11/23	New Mexico	3-25	0	0	0	0-0	0	0	0	0	0
11/29	at San Jose St.	0-0	2	0	2	0-0	0	1	1	1	1
12/7	Utah State*	8-49	0	2	2	3-19	3	2	5	5	5
12/21	vs. USC!	1-17	1	1	2	0-0	0	1	1	1	1
Totals	13 Games	40-239	9	14	23	12-72	11	10	21	21	21

NATIONAL RANKINGS

Sacks: 6
Fumble Recoveries: T-56
Passes Intercepted: T-40

Turnovers Gained: T-47
Turnover Margin: T-48

NATIONAL RANKINGS

Sacks Allowed: 6
Fumbles Lost: T-84
Interceptions Thrown: T-35

Turnovers Lost: T-57
Turnover Margin: T-48

2012 - Fresno State Record: 9-4

Fresno State						Opponents					
Date	Opponent	Sacks	FR	INT	Gained	Sacks	FR	INT	Lost	Turnovers	Turnovers
9/1	Weber State	4-17	0	1	1	1-13	0	0	0	0	0
9/8	at No. 4 Oregon	3-34	3	0	3	3-16	0	0	0	0	0
9/15	Colorado	4-24	0	4	4	0-0	1	1	2	2	2
9/22	at Tulsa	0-0	0	3	3	2-13	2	0	2	2	2
9/29	San Diego St.	5-35	2	3	5	1-9	2	2	4	4	4
10/6	at Colorado St.	4-29	1	1	2	2-18	0	0	0	0	0
10/13	at Boise St.	1-0	0	1	1	3-21	1	1	2	2	2
10/20	Wyoming	1-8	0	2	2	2-15	2	0	2	2	2
10/27	at New Mexico	1-4	1	1	2	2-11	0	1	1	1	1
11/3	Hawai'i	5-19	2	1	3	3-21	0	1	1	1	1
11/10	at Nevada	3-26	2	2	4	1-7	1	0	1	1	1
11/24	Air Force	3-15	2	1	3	1-7	1	0	1	1	1
12/24	SMU!	5-24	0	2	2	7-53	2	2	4	4	4
Totals	13 games	40-239	13	22	35	29-207	12	8	20	20	20

NATIONAL RANKINGS

Sacks: 9
Fumble Recoveries: T-27
Passes Intercepted: 3

Turnovers Gained: 5
Turnover Margin: T-7

NATIONAL RANKINGS

Sacks Allowed: T-78
Fumbles Lost: T-77
Interceptions Thrown: T-28

Turnovers Lost: T-46
Turnover Margin: T-7

2011 - Fresno State Record: 4-9

Fresno State						Opponent					
Date	Opponent	Sacks	FR	INT	Gained	Sacks	FR	INT	Lost	Turnovers	Turnovers
9/3	vs. California	2-17	1	1	2	6-30	1	1	2	2	2
9/10	at No. 10 Nebraska	1-4	0	2	2	0-0	1	0	1	1	1
9/17	North Dakota	2-23	0	0	0	3-26	0	0	0	0	0
9/24	at Idaho	2-12	1	0	1	0-0	0	2	2	2	2
10/1	Ole Miss	1-7	0	0	0	2-18	1	1	2	2	2
10/7	No. 5 Boise St.	0-0	0	0	0	0-0	2	2	4	4	4
10/15	Utah State	3-15	1	0	1	0-0	2	0	2	2	2
10/22	at Nevada	2-8	0	0	0	1-2	2	0	2	2	2
11/5	La Tech	1-8	0	0	0	3-12	1	2	3	3	3
11/12	at New Mexico St.	2-17	0	1	1	1-4	1	0	1	1	1
11/19	at Hawai'i	4-32	0	0	0	1-3	0	0	0	0	0
11/26	San Jose St.	0-0	1	1	2	0-0	2	1	3	3	3
12/3	at San Diego St.	2-15	0	0	0	3-28	0	1	1	1	1
Totals	13 Games	20-143	4	5	9	17-95	13	9	22	22	22

NATIONAL RANKINGS

Sacks: T-79
Fumble Recoveries: T-117
Passes Intercepted: T-111

Turnovers Gained: T-119
Turnover Margin: T-111

NATIONAL RANKINGS

Sacks Allowed: T-35
Fumbles Lost: T-99
Interceptions Thrown: T-39

Turnovers Lost: T-72
Turnover Margin: T-116

2010 - Fresno State Record: 8-5

Fresno St.						Turnovers					Opponent						Turnovers				
Date	Opponent	Sacks	FR	INT	Gained	Sacks	FR	INT	Lost	Sacks	FR	INT	Lost	Sacks	FR	INT	Lost				
9/4	Cincinnati	8-64	1	0	1	2-5	0	1	1	2-5	0	1	1	2	0	1	1				
9/18	at Utah St.	2-20	0	0	0	1-3	1	1	2	1-3	1	1	2	1	1	1	2				
9/25	at Ole Miss	0-0	1	1	2	5-22	1	0	1	5-22	1	0	1	5	1	0	1				
10/2	Cal Poly	4-11	0	0	0	1-4	2	1	3	1-4	2	1	3	1	2	1	3				
10/9	Hawai'i	2-5	0	1	1	3-23	0	3	3	3-23	0	3	3	3	0	3	3				
10/16	New Mexico St.	4-29	1	0	1	1-3	1	0	1	1-3	1	0	1	1	1	0	1				
10/23	at San Jose St.	5-30	1	2	3	4-39	0	0	0	4-39	0	0	0	4	0	0	0				
11/6	at La Tech	1-8	0	1	1	2-10	1	1	2	2-10	1	1	2	1	1	1	2				
11/13	No. 21 Nevada	1-4	0	1	1	2-14	1	0	1	2-14	1	0	1	2	1	0	1				
11/19	at No. 3 Boise St.	0-0	1	1	2	4-28	1	2	3	4-28	1	2	3	0	1	2	3				
11/27	Idaho	6-42	0	1	1	5-34	4	0	4	5-34	4	0	4	6	4	0	4				
12/3	Illinois	4-27	0	0	0	0-0	1	0	1	0-0	1	0	1	0	1	0	1				
12/18	vs. N. Illinois!	0-0	0	0	0	6-36	1	0	1	6-36	1	0	1	0	1	0	1				
Totals 13 Games		37-240	5	8	13	36-221	14	9	23	36-221	14	9	23	36	22	14	23				

**INDIVIDUAL GAME HIGHS** (returning players only)**PASSING**

Name	Attempts		Completions		Yards		Career 300-Yard Passing Games
	2016	Career	2016	Career	2016	Career	
Chason Virgil	45 (2x)	Same	27 (at Utah St.)	Same	303 (Air Force)	Same	1

Name	Longest Pass		TDs		INTs	
	2016	Career	2016	Career	2016	Career
Chason Virgil	85 (Toledo)	Same	3 (Air Force)	Same	4 (Air Force)	Same

RUSHING

Name	Attempts		Yards		TDs		Longest Career Run	100-Yd Games
	2016	Career	2016	Career	2016	Career		
Josh Hokit	18 (Hawai'i)	Same	97 (Hawai'i)	Same	--	--	18 (Hawai'i)	--
KeeSean Johnson	1 (3x)	Same	10 (at Nevada)	Same	--	--	10 (at Nevada)	--
Jamire Jordan	6 (at UNLV)	Same	44 (Tulsa)	Same	1 (Tulsa)	Same	44 (Tulsa)	--
Dejonte O'Neal	4 (3x)	9 (*15 at Hawai'i)	28 (Sacramento St.)	Same	1 (Sacramento St.)	Same	17 (Sacramento St.)	--
Justin Rice	3 (2x)	Same	8 (at Nevada)	Same	--	--	5 (at Nevada)	--
Chason Virgil	19 (Tulsa)	Same	47 (Tulsa)	Same	2 (Tulsa)	Same	28 (San Diego State)	--

RECEIVING

Name	Receptions		Yards		TDs		Longest Career Reception	100-Yd Games
	2016	Career	2016	Career	2016	Career		
Justin Allen	1 (4x)	Same	11 (Hawai'i)	Same	--	--	11 (Hawai'i)	--
KeeSean Johnson	10 (Air Force)	Same	142 (Air Force)	Same	3 (Air Force)	Same	53 (San Jose State)	1
Jamire Jordan	10 (at Utah St.)	Same	115 (Air Force)	Same	1 (2x)	1 (7x)	85 (at Toledo)	4
Jared Rice	2 (Hawai'i)	Same	4 (Hawai'i)	Same	1 (2x)	Same	3 (Hawai'i)	--
Justin Rice	1 (at Utah St.)	Same	4 (at Utah St.)	Same	--	--	4 (at Utah St.)	--
Kyle Riddering	3 (at Utah St.)	Same	12 (at Nevada)	Same	--	--	12 (at Nevada)	--
Chason Virgil	1 (Air Force)	Same	9 (Air Force)	Same	--	--	9 (Air Force)	--

DEFENSE

Name	Tackles		TFL		Sacks		INT	FF
	2016	Career	2016	Career	2016	Career		
Jeffrey Allison	7 (at Nevada)	Same	--	--	--	--	--	--
James Bailey	8 (Sacramento St.)	9 (*15 at SJSU)	1.5 (Tulsa)	Same	0.5 (Tulsa)	Same	--	--
Mike Bell	7 (Utah St.)	Same	1.0 (at Colorado St.)	Same	--	--	--	--
Patrick Belony	3 (San Diego St.)	Same	0.5 (2x)	Same	--	--	--	--
Jaron Bryant	1 (4x)	Same	--	--	--	--	--	--
Malik Forrester	6 (2x)	Same	2.0 (San Diego St.)	Same	1.0 (Tulsa)	Same	--	--
Justin Green	2 (2x)	8 (*15 at SJSU)	1.0 (Sacramento St.)	1.0 (5x)	1.0 (Sacramento St.)	1.0 (4x)	--	1 (*15 at Miss)
Jasad Haynes	1 (at Toledo)	Same	--	--	--	--	--	--
George Helmuth	4 (at Colorado St.)	5 (*15 at UH)	--	--	--	--	--	--
Kyle Hendrickson	2 (3x)	Same	0.5 (Air Force)	Same	--	--	--	--
Josh Hokit	3 (Sacramento St.)	Same	--	--	--	--	--	--
Juju Hughes	6 (at Colorado St.)	Same	1.5 (Air Force)	Same	--	--	--	--
Tank Kelly	4 (at Colorado St.)	5 (x2)	--	--	--	--	--	--
Nate Madsen	4 (4x)	5 (*15 vs. Utah)	1.0 (Sacramento St.)	2.0 (*14 vs. SUU)	1.0 (Sacramento St.)	1.0 (2x)	--	--
Tobenna Okeke	9 (Air Force)	Same	1.0 (2x)	2.0 (*15 vs. ACU)	1.0 (2x)	1.0 (4x)	--	--
Nela Otukolo	10 (San Diego St.)	Same	1.0 (4x)	1.5 (*15 vs. Utah)	1.0 (Sacramento St.)	1.0 (3x)	--	1 (Air Force)
DeShawn Potts	11 (San Diego St.)	Same	1.0 (at Toledo)	Same	--	--	--	--
Trent Soechting	10 (Air Force)	Same	1.0 (at Nebraska)	Same	--	--	--	--
Robert Stanley	12 (San Jose State)	Same	1.5 (Air Force)	Same	--	--	--	--





THE LAST TIME

A Bulldog Player Had... RUSHING

300+ yards rushing:

Never

250-299 yards rushing:

261, Robbie Rouse at Nevada (11/10/12)

200-249 yards rushing:

217, Robbie Rouse vs. Nevada (11/13/10)

150-199 yards rushing:

169, Dontel James at Nevada (10/8/16)

100 yard rushing game by a quarterback:

142, Bill Yancy, at McNeese State (9/9/78)

Back-to-back 200-yard rushing games:

Robbie Rouse, 11/6/10-11/13/10

Five+ consecutive 100-yard rushing games:

9 games, Ryan Matthews, 9/5-11/7/09

Four consecutive 100-yard rushing games:

Marteze Waller, 10/10-11/8/14

2 rushers with 100 yards:

Marteze Waller (145) & Josh Quezada (112)
vs. San Jose State (11/8/14)

90+ yard rushing play:

94, Robbie Rouse vs. Colorado (9/15/12) - TD

80-89 yard rushing play:

80, Lonyae Miller vs. Hawai'i (10/4/08)

70-79 yard rushing play:

76, Marteze Waller at Boise State (10/17/14)

60-69 yard rushing play:

66, Brian Burrell vs. Nebraska (9/13/14) - TD

40+ rushing attempts:

43, Robbie Rouse at La Tech (11/6/10)

30-39 rushing attempts:

36, Robbie Rouse at Nevada (11/10/12)

2 rushers with 2 TDs:

Kilton Anderson (2), Marteze Waller (2) vs.
Colorado State (10/16/15)

5 TDs rushing:

Don Driscoll vs. Cal State-Los Angeles (10/2/54)

4 TDs rushing:

Michael Pittman at San Jose State (11/15/97)

3 TDs rushing:

Ryan Matthews at Illinois (12/5/09)

3 TDs rushing by a quarterback:

Trent Dilfer vs. UNLV (10/26/91)

2 TDs rushing by a quarterback:

Kilton Anderson vs. UNLV (10/16/15)

RECEIVING

200+ yards receiving:

264, Davante Adams at San Jose St. (11/29/13)

150-199 yards receiving:

194, Aaron Peck at UNLV (10/1/16)

2 receivers with 100 yards receiving:

KeeSean Johnson (142),
Jamire Jordan (115) vs. Air Force (10/28/16)

3 receivers with 100 yards receiving:

Davante Adams (246), Josh Harper (161),
Isaiah Burse (112) vs. New Mexico (11/23/13)

90+ yard pass play:

97, Isaiah Burse from Derek Carr vs. Colorado
(9/15/12) - TD

80-89 yard pass play:

80, Aaron Peck from Chason Virgil at UNLV
(10/1/16) - TD

70-79 yard pass play:

75, Davante Adams from Derek Carr vs. UNLV
(10/19/13)

60-69 yard pass play:

65, Jamire Jordan from Chason Virgil vs. Tulsa
(9/24/16) - TD

50-59 yard pass play:

53, KeeSean Johnson from Zach Kline vs.
San Jose State (11/26/16)

10-14 receptions:

KeeSean Johnson (10) vs. Air Force (10/28/16)

15+ or more receptions:

Isaiah Burse (17) vs. Utah State (12/7/13)

2+ receivers with 10 or more catches:

Davante Adams (13), Isaiah Burse (10)
at San Jose St. (11/29/13)

2 receivers with 2 TDs:

Davante Adams (4), Josh Harper (4)
vs. New Mexico (11/23/13)

A TE with two TDs:

Chad Olsen (2) at UNLV (10/10/14) & vs. ACU (9/3/15)

3+ TDs receiving:

KeeSean Johnson (3) vs. Air Force (10/28/16)

Back-to-back games with 2+ TDs receiving:

Davante Adams
11/23/13 vs. UNM (4), 11/29/13 (3) at SJSU

Back-to-back 100-yard plus receiving games:

Davante Adams (3),
11/23/13 (246) -11/29/13 (264) - 12/7/13 (168)

Back-to-back 200-yard plus receiving games:

Davante Adams
11/23/13 vs. UNM (246), 11/29/13 at SJSU (264)

Had three consec. 100-yard plus receiving games:

Davante Adams, 11/23/13 (246) -11/29/13 (264) -
12/7/13 (168)

Five receivers with TDs:

D. Scott (2), J. Jordan (1), J. Blandin (1),
C. Olsen (1), M. Waller at Hawai'i (11/14/15)

Four receivers with TDs:

J. Harper (1), L. Williams (1), D. Scott (1),
C. Olsen (1) vs. Southern Utah (9/20/14)

Three receivers with TDs:

Da'Mari Scott (1), Josiah Blandin (1),
Jamire Jordan (1) vs. Utah (9/19/15)

Caught a TD in six-straight games:

Davante Adams (9 games), 10/5/13-12/21/13

An OL caught a pass:

Adam McDowell (3 yards) at No. 8 Boise State
(11/28/08)

PASSING

500-plus yards passing:

519, Derek Carr at San Jose St. (11/29/13)

400-499 yards passing:

404, Derek Carr vs. Utah State (12/7/13)

3+ Consecutive 300+ passing games:

Derek Carr (5), 11/2/13-12/7/13

Back-to-back 500-yard plus passing games:

Derek Carr,
vs. UNM (522) 11/22/13, at SJSU (519) 11/29/13

7 TDs passing:

Derek Carr vs. New Mexico (11/23/13)*

6 TDs passing:

Zack Greenlee at Hawaii (11/14/15)

5 TDs passing:

Derek Carr at Idaho (10/5/13)

4 TDs passing:

Brian Burrell at Nevada (11/22/14)

Back-to-back games with 4+ TD passes:

Derek Carr (three games)
at Wyoming (4), vs. New Mexico (7), SJSU (6)
11/9/13-11/29/2013

Three 50+ yard TD passes in the same game:

Derek Carr 59 yards to Davante Adams, 57 yards
to Davante Adams, 59 yards to Josh Harper
vs. New Mexico (11/23/13)

Two 50+ yard TD passes in the same game:

Derek Carr 97 yards to Isaiah Burse & 60 yards
to Davante Adams vs. Colorado (9/15/12)

Two 50+ yard TD passes in the same game:

Derek Carr, 59 yards to Davante Adams & 59 yards
to Josh Harper vs. New Mexico (11/23/13) - 3rd Qtr.

Three Quarterbacks throw TD in same game:

B. Burrell (2), B. Connette (1), Z. Greenlee (1)
vs. Southern Utah (9/20/14)

50+ pass attempts:

59, Brian Burrell vs. Nebraska (9/13/14)

40-49 pass attempts:

44, Chason Virgil at Utah State (10/22/16)

40+ pass completions

52*, Derek Carr vs. Rutgers (8/29/13)

30-39 pass completions

30, Brian Burrell at Boise St.-MWC Game (12/6/14)

DEFENSE

15+ tackles:

15, Stratton Brown vs. Air Force (11/26/16)

12-14 tackles:

12, Jeff Camilli & Robert Stanley
vs. San Jose State (11/26/16)

10+ tackles by a DL:

14, Tyeler Davison at UNLV (10/10/14)

3+ sacks:

3.0, Tyeler Davison vs. Hawai'i (11/29/14)

4.5+ tackles for a loss:

4.5, Ejiro Ederaine at San Diego St. (10/26/13)

4.0 tackles for a loss:

4.0, Ejiro Ederaine at Boise St.-MWC Game (12/6/14)

3 interceptions:

Phillip Thomas vs. Colorado (9/15/12)

2 interceptions:

L.J. Jones at Hawai'i (9/28/13)

Interception return for TD

Shannon Edwards (56 yards) at No. 14 Ole Miss
(9/12/15)

Two interception returns for TD

*Phillip Thomas (16 & 43 yards) vs. Colorado
(9/15/12)

Two players with interception returns for TDs

Patrick Su'a (20) and Tristan Okpalauugo (21)
at Tulsa (9/22/12)

Fumble recovery for TD:

Ejiro Ederaine (*78 yards)
at San Diego St. (10/26/13)

Two players with fumble recoveries for TDs:

Tyler Davison (0 yards), Travis Brown (26 yards)
at Nevada (11/10/12)

Recovered two fumbles in a game:

Ben Jacobs vs. Louisiana Tech (11/21/09)

Forced three fumbles in a game:

Ben Jacobs vs. Louisiana Tech (11/29/09)

Forced & recovered a fumble in the same game:

Tyler Davison at Nevada (11/22/14)

Scored on a safety:

Jeff Camilli/Tyler Davison at Nevada (11/22/14)

SPECIAL TEAMS

Blocked a field goal:

Marcel Jensen at San Diego State (10/26/13)

Returned a blocked field goal for a touchdown:

Isaiah Green (59 yards) at San Diego St. (12/3/11)

Blocked a PAT:

Nikko Mota vs. Nevada (11/2/13)

Blocked 2 PATs in a game:

Cody Wichmann vs. California (9/3/11)

Returned a PAT for Two Points:

Charles Washington vs. San Diego State (9/29/12)

Blocked a punt:

DeShawn Potts at UNLV (10/1/16)

Returned a blocked punt for a touchdown:

T.J. Thomas (9 yards) vs. San Jose State (11/8/14)

Returned a kickoff for a TD:

A.J. Jefferson (92 yards) vs. Nevada (11/7/08)

Returned an opening kickoff for a TD:

Has not happened in last 10 seasons

Recovered an onside kick attempt:

Michael Martens vs. Utah (9/19/15)

Returned a punt for a TD:

Isaiah Burse (2, 61/58 yards) vs. Cal Poly (9/7/13)

Returned 2 punts for TD in same game:

Isaiah Burse (61 & 58 yards) vs. Cal Poly (9/7/13)

Made 4 FGs in a Game:

Quentin Breshears at No. 4 Oregon (9/8/12)

Kicked a field goal of 55+ yards

*58, Kevin Goessling at Utah State (10/25/08)

Kicked a field goal of 50-54 yards

50, Kevin Goessling vs. Illinois (12/3/10)

TOTAL OFFENSE/ALL-PURPOSE

500 yards total offense:

551, Derek Carr at San Jose St. (11/29/13)

400-499 yards total offense:

482, Derek Carr vs. Nevada (11/2/13)

300+ all-purpose yards:

311, Robbie Rouse at Louisiana Tech (11/6/10)

* denotes school record





THE LAST TIME

A Bulldog Team Had... OFFENSE

90+ points: 94, vs. New Mexico (10/5/91)
80-89 points: 80, vs. Fort Ord (1942)
70-79 points: 70, vs. Hawai'i (11/12/04)
60-69 points: 69, vs. New Mexico (11/23/13)
50-59 points: 56, vs. Southern Utah (9/20/14)
0 points: at Colorado State (11/5/16)
0 points in 1st half: at Colorado State (11/5/16)
0 points in 2nd half: San Jose State (11/26/16)
Did not score a Touchdown:
 at Colorado State (11/5/16)
Scored 3-plus TDs in 4th Quarter: 3- vs. Sacramento State (9/10/16)
400+ yards rushing: *503, vs. Hawai'i (11/12/04)
300-399 yards rushing:
 389, vs. Southern Utah (9/20/14)
Less than 100 yards rushing:
 96, San Jose State (11/26/16)
Negative rushing yards:
 -16, vs. SMU (12/24/12)
70+ rushing attempts: *71, vs. Pacific (11/9/91)
60-69 rushing attempts: 64, vs. Hawai'i (11/12/04)
50-59 rushing attempts: 52, Hawai'i (11/19/16)
Less than 10 rushing attempts: 6 vs. USC (12/21/14)
7+ rushing TDs: 9, vs. Hawai'i (11/12/04)
6 rushing TDs: at San Jose State (11/27/04)
5 rushing TDs: vs. Colorado (9/15/12)
500+ yards passing:
 519, at San Jose St. (11/29/13)
Less than 100 yards passing:
 77, at San Diego State (10/3/15)
50+ pass attempts: 59, vs. Nebraska (9/13/14)
40+ pass completions: *52, vs. Rutgers (8/29/13)
30-39 pass completions: 30, vs. Nebraska (9/13/14)
Had 12+ players catch a pass:
 12, at No. 19 Oregon (9/15/07)
600+ total net yards: 694, vs. Southern Utah (9/20/14)
500-599 total net yards:
 551 at Nevada (11/22/14)
Less than 150 total net yards:
 125, at Boise State (11/19/11)
Less than 100 total net yards:
 89, at San Diego State (10/3/15)
Had a 200-yard rusher and 200-yard passer:
 at Nevada (11/10/12) - Robbie Rouse (261 rushing) & Derek Carr (220 passing)
37+ minutes of possession:
 38:15, at Hawai'i (11/19/11)
 37:13, at Hawai'i (11/14/15)

DEFENSE

Shutout an opponent: vs. UC Davis (9/5/09)
Shutout an opponent in the 1st half:
 vs. Hawai'i (11/29/14)
Shutout an opponent in the 2nd half:
 vs. Sacramento State (9/10/16)
Allowed 50+ points: 52, at Toledo (9/17/16)
Held two opponents scoreless in the same season:
 1988, New Mexico St. (41-0), McNeese St. (49-0), & Pacific (34-0)
Held an opponent to 0 or no yards in a quarter:
 -3 yards, 4th qtr, at Boise St.-MWC Game (12/6/14)
7+ interceptions: *7, vs. Idaho State (9/21/68)
6 interceptions: vs. Georgia Tech (12/31/02)
5 interceptions: vs. Oregon State (9/5/03)
4 interceptions: at Idaho (10/5/13)
3 interceptions: at Hawai'i (11/14/15)
Interception by a defensive lineman:
 Nikko Mota at Idaho (10/5/13)
4+ fumble recoveries: vs. New Mexico St. (11/11/06)
3 fumble recoveries: at Nevada (11/22/14)
13+ TFL in a game: vs. (13) New Mexico (11/23/13)
12 TFL in a game: vs. Cincinnati (9/4/10)
11 TFL in a game: vs. Hawai'i (11/29/14)

10 TFL in a game: vs. USC (12/21/13)
8+ Sacks in a game: 8, vs. Utah State (12/7/13)
7 Sacks in a game: at Idaho (10/5/13)
6 Sacks in a game: vs. UNLV (10/16/15)
5 Sacks in a game: vs. ACU (9/3/15)
Scored 3 Defensive Touchdowns:
 at Nevada (11/10/12) - Tyler Davison (0-yd FR);
 Travis Brown (26-yd FR); Derron Smith (34-yd INT return)
Scored on a safety: at Nevada (11/22/14)

TURNOVERS

Forced 6 or more turnovers in a game:
 7 - vs. Georgia Tech (12/31/02) - 6 INT, 1 FR
Forced 5 turnovers in a game:
 at Idaho (10/5/13) - 4 INT, 1 FR
Forced 4 turnovers in a game:
 at Hawai'i (11/14/15) - 3 INT, 1 FR
Committed 6 or more turnovers in a game:
 6, vs. Hawai'i (10/4/08) 3 FL, 3 INT
Committed 5 turnovers in a game:
 at Hawai'i (9/28/13) - 3 FL, 2 INT
Committed 4 turnovers in a game:
 vs. Air Force (10/28/16) - 4 INT
Did not force a turnover: at Colorado State (11/5/16)
Did not force a turnover in back-to-back games:
 vs. San Diego State and at Utah State, 10/14/16-10/22/16
Did not force a turnover in 3-straight games:
 vs. Utah St., Idaho & Nevada, 10/31-11/14, 2009
Did not commit a turnover: at Utah State, 10/22/16
Did not commit a turnover in back-to-back games:
 vs. Wyoming and New Mexico, 11/9/13, 11/23/13
Did not commit a turnover in 3-straight games:
 vs. Rice, Colorado St. & SMU, 9/28-10/12, 2002
Lost 4 or more fumbles: 4, vs. Idaho (11/27/10)
Lost 3 fumbles: at Hawai'i (9/28/13)

SPECIAL TEAMS

Scored 13 or more points kicking:
 13, at No. 4 Oregon (9/8/12)
Scored 10-12 points kicking: 10, at Nevada (10/8/16)
Punted 11+ times: 12, at Toledo (9/17/16)
Punted 10 times: at San Diego St. (10/3/15)
Did not punt: vs. Hawai'i (10/4/08)
Totaled 200 or more kickoff return yards:
 209, vs. San Jose State (9/26/15)
Totaled 100 or more punt return yards:
 130, vs. Cal Poly (9/7/13)
Missed a PAT: at SJSU (9/26/15)
Had a PAT Blocked: vs. USC (12/21/13)
Successful two-point conversion:
 at San Jose St. (11/29/13) -
 Derek Carr pass to Isaiah Burse
Had a FG Blocked: Hawai'i (11/19/16)
Recovered an onside's kick: vs. Utah (9/19/15)

An Opposing Player Had...

30+ carries:
 38, Donnell Pumphrey, San Diego State (10/14/16)
200+ yards rushing:
 220, Donnell Pumphrey, San Diego State (10/14/16)
150+ yards rushing:
 175, James Butler, Nevada (10/8/16)
2 rushers with 100 yards:
 D'Angelo Brewer (252), James Flanders (101)
 Tulsa (9/24/16)
45+ pass attempts:
 45, David Fales, San Jose St. (11/29/13)
30+ pass completions:
 37, David Fales, San Jose St. (11/29/13)
400+ yards passing:
 547, David Fales, San Jose St. (11/29/13)
80+ yard rushing play:
 91, Dalton Sneed, UNLV (10/1/16)

70-79 yard rushing play:
 79, Tedder Easton, Wyoming (11/9/13)
60-69 yard rushing play:
 62, Don Jackson, Nevada (11/5/15)
80+ yard pass play:
 86, Joe Gray to Jabari Carr, San Jose State (11/8/14)
70+ yard pass play:
 73, Tyler Stewart to Hassan Henderson, Nevada (11/5/15)
60-69 yard pass play:
 61, Dalton Sneed to Elijah Trosclair, UNLV (10/1/16)
10+ receptions:
 10, Josh Atkinson, Tulsa (9/24/16)
200 yards receiving:
150-199 yards receiving:
 164, Tyler Winston, San Jose St. (11/29/13)
 160, Kyle Nunn, San Jose St. (11/29/13)
4+ field goals:
 D. Kelly, vs. Hawai'i (10/4/08)
A 50+ yard field goal:
 51, M. Cklamovski, Northern Illinois (12/18/10)
Punt return for a TD:
 Joe Hansley (75 & 61 yards), Colorado St. (11/28/15)
Kickoff return for a TD:
 Kevin Nutt (96 yards), Colorado St. (11/28/15)
Returned an opening kickoff for a TD:
 Wade Lockett (100 yards), CS Fullerton (11/2/85)
Fumble recovery for a TD:
 S. Tu'ikolovatu (37 yards), No. 21 Utah (9/19/15)
Interception return for a TD:
 Patrick Healy (35 yards), Air Force (10/28/16)
2 Interceptions: Brodie Hicks, Air Force (10/28/16)
3 Interceptions: Dameron Baber, Nevada (11/5/15)
Blocked Punt: Jentz Painter, Utah State (10/22/16)
Blocked FG: Viane Moala, Hawai'i (11/19/16)
Returned a blocked punt for a touchdown:
 Austin Cheney, Utah State (10/22/16)

An Opposing Team Had...

400+ yards rushing: 458, Air Force (10/24/15)
300+ yards rushing: 327, Air Force (10/28/16)
Less than 50 yards rushing: 49, Hawai'i (11/19/16)
Negative yards rushing: -5, San Jose State (11/21/08)
500+ yards passing:
 547, San Jose State (11/29/13)
400-499 yards passing:
 410, No. 14 Hawai'i (11/10/07)
Less than 100 yards passing:
 97, Air Force (10/28/16)
700 yards plus total offense:
 701, at No. 15 USC (8/30/14)
600-699 yards plus total offense:
 617, Tulsa (9/24/16)
500-599 yards total offense:
 520, BYU (11/15/15)
Less than 200 yards total offense:
 185, Sacramento State (9/10/16)
Less than 105 yards total offense:
 104, Sacramento State (9/1/04)
10 or fewer first downs: (7) Sacramento State (9/10/16)
60+ points: 73, at No. 14 Ole Miss (9/12/15)
50-59 points: 52, Toledo (9/17/16)
40-49 points: 45, UNLV (10/1/16)
Attempted a two-point conversion:
 Nebraska (9/3/16) - rush converted
Successful two-point conversion:
 Nebraska (9/3/16) - rush by Zack Darlington
Scored on a safety:
 Utah State, team safety (10/10/15)
40+ minutes of possession:
 42:38, Air Force (10/24/15)
37-40 minutes of possession:
 37:19, San Diego St. (10/14/15)

* School record





JAMES BAILEY'S CAREER STATS

TACKLES	G	UA	A	TOTAL	TFL	YDS	PD	FF	FR	BLKD	QBH
2015	12	32	15	47	2.0	2	2	0	1	0	1
2016	12	32	27	59	5.0	11	4	0	1	0	1
TOTAL	24	64	42	106	7.0	13	6	0	2	0	2

SACKS	G	UA	A	TOTAL	YDS
2015	12	0	0	0.0	0
2016	12	0	1	0.5	3
TOTAL	24	0	1	0.5	3

JUSTIN GREEN'S CAREER STATS

TACKLES	G	UA	A	TOTAL	TFL	YDS	PD	FF	FR	BLKD	QBH
2014	7	1	0	1	0.0	0	0	0	1	0	0
2015	10	10	6	16	4.0	13	0	1	0	0	0
2016	12	6	2	8	2.0	4	0	0	0	0	0
TOTAL	29	17	8	25	6.0	17	0	1	1	0	0

SACKS	G	UA	A	TOTAL	YDS
2014	7	0	0	0.0	0
2015	10	3	0	3.0	11
2016	12	1	0	1.0	1
TOTAL	29	4	0	4.0	12

GEORGE HELMUTH'S CAREER STATS

TACKLES	G	UA	A	TOTAL	TFL	YDS	PD	FF	FR	BLKD	QBH
2015	12	11	6	17	0.0	0	0	0	2	0	0
2016	12	3	4	7	0.0	0	0	0	0	0	0
TOTAL	24	14	10	24	0.0	0	0	0	2	0	0

KEESEAN JOHNSON'S CAREER STATS

RUSHING	G	ATT	YDS	TD	LG	AVG/C	AVG/G
2015	12	0	0	0	0	0.0	0.0
2016	12	3	13	0	10	4.3	1.1
TOTAL	24	3	13	0	10	4.3	0.5

TOTAL OFFENSE	G	RUSH	PASS	TOTAL	AVG/G
2015	12	0	0	0	0.0
2016	12	13	0	13	1.1
TOTAL	24	13	0	13	0.5

RECEIVING	G	REC	YDS	TD	LG	REC/G	AVG/C	AVG/G
2015	12	37	337	2	29	3.1	9.1	28.1
2016	12	66	773	6	53	5.5	11.7	64.4
TOTAL	24	103	1110	8	53	4.3	10.8	46.2

SCORING	G	TD	RUSH	PASS	RETN	PAT	2PAT	FG	TOTAL	AVG/G
2015	12	2	0	2	0	0	0	0	12	1.0
2016	12	6	0	6	0	0	0	0	36	3.0
TOTAL	24	8	0	8	0	0	0	0	48	2.0

PUNT RETURNS	G	NO.	YDS	TD	LG	AVG/R	AVG/G
2015	12	1	7	0	7	7.0	0.6
2016	12	6	36	0	10	6.0	3.0
TOTAL	24	7	43	0	10	6.1	1.8

KICK RETURNS	G	NO.	YDS	TD	LG	AVG/R	AVG/G
2015	12	0	0	0	0	0.0	0.0
2016	12	11	227	0	29	20.6	18.9
TOTAL	24	11	227	0	29	20.6	9.5

ALL PURPOSE	G	RUSH	REC	PR	KR	IR	TOTAL	AVG/G
2015	12	0	337	7	0	0	344	28.7
2016	12	13	773	36	227	0	1049	87.4
TOTAL	24	13	1110	43	227	0	1393	58.0

JAMIRE JORDAN'S CAREER STATS

RUSHING	G	ATT	YDS	TD	LG	AVG/C	AVG/G
2015	12	10	55	1	25	5.5	4.6
2016	12	17	83	1	14	4.9	6.9
TOTAL	24	27	138	2	25	5.1	5.8

RECEIVING	G	REC	YDS	TD	LG	REC/G	AVG/C	AVG/G
2015	12	46	540	5	82	3.8	11.7	45.0
2016	12	45	713	2	85	3.8	15.8	59.4
TOTAL	24	91	1253	7	85	3.8	13.8	52.2

SCORING	G	TD	RUSH	PASS	RETN	PAT	2PAT	FG	TOTAL	AVG/G
2015	12	6	1	5	0	0	0	0	36	3.0
2016	12	3	1	2	0	0	0	0	18	1.5
TOTAL	24	9	2	7	0	0	0	0	54	2.2

KICK RETURNS	G	NO.	YDS	TD	LG	AVG/R	AVG/G
2015	12	16	315	0	50	19.7	26.2
2016	12	12	253	0	28	21.1	21.1
TOTAL	24	28	568	0	50	20.3	23.7

ALL PURPOSE	G	RUSH	REC	PR	KR	IR	TOTAL	AVG/G
2015	12	55	540	0	315	0	910	75.8
2016	12	83	713	0	253	0	1049	87.4
TOTAL	24	138	1253	0	568	0	1959	81.6

TANK KELLY'S CAREER STATS

TACKLES	G	UA	A	TOTAL	TFL	YDS	PD	FF	FR	BLKD	QBH
2015	9	10	6	16	0.0	0	0	0	0	0	0
2016	7	6	2	8	0.0	0	2	0	0	0	0
TOTAL	16	16	8	24	0.0	0	2	0	0	0	0

SCORING	G	TD	RUSH	PASS	RETN	PAT	2PAT	FG	TOTAL	AVG/G
2014	13	0	0	0	0	45	0	9	72	5.5
2015	12	0	0	0	0	31	0	6	49	4.1
2016	11	0	0	0	0	23	0	15	68	6.2
TOTAL	36	0	0	0	0	99	0	30	189	5.2

KODY KROENING'S CAREER STATS

FIELD GOALS	G	ATT	MADE	LG	PCT
2014	13	14	9	44	64.3
2015	12	8	6	40	75.0
2016	11	17	15	49	88.2
TOTAL	36	39	30	49	76.9

NATHAN MADSEN'S CAREER STATS

TACKLES	G	UA	A	TOTAL	TFL	YDS	PD	FF	FR	BLKD	QBH
2014	14	4	7	11	2.0	2	2	0	0	0	0
2015	11	10	9	19	3.5	16	0	0	0	0	1
2016	12	11	11	22	1.5	11	0	0	0	0	1
TOTAL	37	25	27	52	7.0	29	2	0	0	0	2

SACKS	G	UA	A	TOTAL	YDS
2014	14	0	0	0.0	0
2015	11	1	1	1.5	10
2016	12	1	1	1.5	11
TOTAL	37	2	2	3.0	21

DEJONTE O'NEAL'S CAREER STATS

RUSHING	G	ATT	YDS	TD	LG	AVG/C	AVG/G
2015	4	16	56	0	11	3.5	14.0
2016	4	16	57	1	17	3.6	14.2
TOTAL	8	32	113	1	17	3.5	14.1

RECEIVING	G	REC	YDS	TD	LG	REC/G	AVG/C	AVG/G
2015	4	0	0	0	0	0.0	0.0	0.0
2016	4	7	18	0	8	1.8	2.6	4.5
TOTAL	8	7	18	0	8	0.9	2.6	2.2

SCORING	G	TD	RUSH	PASS	RETN	PAT	2PAT	FG	TOTAL	AVG/G
2015	4	0	0	0	0	0	0	0	0	0.0
2016	4	1	1	0	0	0	0	0	6	1.5
TOTAL	8	1	1	0	0	0	0	0	6	0.8

KICK RETURNS	G	NO.	YDS	TD	LG	AVG/R	AVG/G
2015	4	0	0	0	0	0.0	0.0
2016	4	8	241	0	59	30.1	60.2
TOTAL	8	8	241	0	59	30.1	30.1

ALL PURPOSE	G	RUSH	REC	PR	KR	IR	TOTAL	AVG/G
2015	4	56	0	0	0	0	56	14.0
2016	4	57	18	0	241	0	316	79.0
TOTAL	8	113	18	0	241	0	372	46.5

TOBENNA OKEKE'S CAREER STATS

TACKLES	G	UA	A	TOTAL	TFL	YDS	PD	FF	FR	BLKD	QBH
2014	13	3	2	5	2.5	7	0	0	0	0	1
2015	9	13	9	22	3.5	10	0	0	0	0	3
2016	12	22	30	52	2.5	17	0	1	0	0	2
TOTAL	34	38	41	79	8.5	34	0	1	0	0	6

SACKS	G	UA	A	TOTAL	YDS
2014	13	1	1	1.5	6
2015	9	1	0	1.0	6
2016	12	2	1	2.5	17
TOTAL	34	4	2	5.0	29

NELA OTUKOLO'S CAREER STATS

TACKLES	G	UA	A	TOTAL	TFL	YDS	PD	FF	FR	BLKD	QBH
2015	8	16	9	25	3.5	16	0	0	1	0	0
2016	10	27	21	48	5.5	10	1	1	0	0	0
TOTAL	18	43	30	73	9.0	26	1	1	1	0	0

SACKS	G	UA	A	TOTAL	YDS
2015	8	2	0	2.0	15
2016	10	1	1	1.5	3
TOTAL	18	3	1	3.5	18

DESHAWN POTTS' CAREER STATS

TACKLES	G	UA	A	TOTAL	TFL	YDS	PD	FF	FR	BLKD	QBH
2015	8	13	5	18	0.0	0	2	0	0	0	0
2016	12	29	30	59	1.0	1	5	0	1	1	0
TOTAL	20	42	35	77	1.0	1	7	0	1	1	0





KYLE RIDDERING'S CAREER STATS

RECEIVING	G	REC	YDS	TD	LG	REC/G	AVG/C	AVG/G
2015	9	2	7	0	4	0.2	3.5	0.8
2016	12	7	33	0	12	0.6	4.7	2.8
TOTAL	21	9	40	0	12	0.4	4.4	1.9

DAMARI SCOTT'S CAREER STATS

RECEIVING	G	REC	YDS	TD	LG	REC/G	AVG/C	AVG/G
2013	10	2	19	0	11	0.2	9.5	1.9
2014	14	8	214	1	81	0.6	26.8	15.3
2015	11	24	364	3	42	2.2	15.2	33.1
TOTAL	35	34	597	4	81	1.0	17.6	17.1

SCORING	G	TD	RUSH	PASS	RETN	PAT	2PAT	FG	TOTAL	AVG/G
2013	10	0	0	0	0	0	0	0	0	0.0
2014	14	1	0	1	0	0	0	0	6	0.4
2015	11	3	0	3	0	0	0	0	18	1.6
TOTAL	35	4	0	4	0	0	0	0	24	0.7

PUNT RETURNS	G	NO.	YDS	TD	LG	AVG/R	AVG/G
2013	10	0	0	0	0	0.0	0.0
2014	14	1	14	0	0	14.0	1.0
2015	11	5	32	0	21	6.4	2.9
TOTAL	35	6	46	0	21	7.7	1.3

KICK RETURNS	G	NO.	YDS	TD	LG	AVG/R	AVG/G
2013	10	20	392	0	31	19.6	39.2
2014	14	16	329	0	37	20.6	23.5
2015	11	26	579	0	66	22.3	52.6
TOTAL	35	62	1300	0	66	21.0	37.1

ALL PURPOSE	G	RUSH	REC	PR	KR	IR	TOTAL	AVG/G
2013	10	0	19	0	392	0	411	41.1
2014	14	0	214	14	329	0	557	39.8
2015	11	3	364	32	579	0	978	88.9
TOTAL	35	3	597	46	1300	0	1946	55.6

ROBERT STANLEY'S CAREER STATS

TACKLES	G	UA	A	TOTAL	TFL	YDS	PD	FF	FR	BLKD	QBH
2015	9	11	9	20	0.0	0	1	0	0	0	0
2016	10	29	25	54	3.0	4	0	0	0	1	0
TOTAL	19	40	34	74	3.0	4	1	0	0	1	0

CHASON VIRGIL'S CAREER STATS

PASSING	G	ATT	CMP	INT	YDS	TD	LG	PCT	AVG/P	AVG/G	EFFIC
2015	3	56	31	3	298	3	37	55.4	5.3	99.3	107.0
2016	10	322	166	10	2021	13	85	51.6	6.3	202.1	111.4
TOTAL	13	378	197	13	2319	16	85	52.1	6.1	178.4	110.7

RUSHING	G	ATT	YDS	TD	LG	AVG/C	AVG/G
2015	3	9	53	0	10	5.9	17.7
2016	10	77	122	2	28	1.6	12.2
TOTAL	13	86	175	2	28	2.0	13.5

TOTAL OFFENSE	G	RUSH	PASS	TOTAL	AVG/G
2015	3	53	298	351	117.0
2016	10	122	2021	2143	214.3
TOTAL	13	175	2319	2494	191.8

RECEIVING	G	REC	YDS	TD	LG	REC/G	AVG/C	AVG/G
2015	3	0	0	0	0	0.0	0.0	0.0
2016	10	1	9	0	9	0.1	9.0	0.9
TOTAL	13	1	9	0	9	0.1	9.0	0.7

SCORING	G	TD	RUSH	PASS	RETN	PAT	2PAT	FG	TOTAL	AVG/G
2015	3	0	0	0	0	0	0	0	0	0.0
2016	10	2	2	0	0	0	0	0	12	1.2
TOTAL	13	2	2	0	0	0	0	0	12	0.9

ALL PURPOSE	G	RUSH	REC	PR	KR	IR	TOTAL	AVG/G
2015	3	53	0	0	0	0	53	17.7
2016	10	122	9	0	0	0	131	13.1
TOTAL	13	175	9	0	0	0	184	14.2

