



FRESNO STATE FOOTBALL

- 2017 HAWAII BOWL GUIDE -



Football Contact: Matt Burkholder, Director of Communications

Office: 559-278-6186 (direct)

Cell: (559) 862-3771

Twitter: FresnoStateFB

E-mail: mburkholder@csufresno.edu

Website: gobulldogs.com

Instagram: Fresno_State_Football

Secondary Football Contact: Josh Mitchell, Assistant Director of Communications

Office: 559-278-7301 (direct)

Cell: (559) 389-1960

E-mail: jomitchell@csufresno.edu



Fresno State (9-4, 7-1 MW) vs. Houston (7-4, 5-3 AAC)

2017 Hawai'i Bowl

Dec. 24, 2017 • Aloha Stadium (50,000) - Honolulu, Hawai'i / 5:30 p.m. PT (3:30 p.m. HT)



Fresno State: [USA Today Coaches Poll \(RV\)](#), [AP Top 25 \(RV\)](#) | Houston: [USA Today Coaches Poll \(UR\)](#), [AP Top 25 \(UR\)](#)

QUICK FACTS

COACHES:

Jeff Tedford (Fresno State, 1992)

Fresno State Record (1st season)..... 9-4

Career Record..... 91-61

Major Applewhite (Texas, 2002)

Houston Record (1st season)..... 7-4

Career Record..... Same

SERIES: First meeting

OFFENSIVE QUICK FACTS:

	Fresno St.	Houston
Scoring	26.7	28.4
Rushing	156.8	175.5
Passing	229.9	262.5
Total	386.8	437.9
KO Return	21.7	24.1
3rd Down Conv.	35%	45%
4th Down Conv.	9/14	7/16

DEFENSIVE QUICK FACTS:

	Fresno St.	Houston
Scoring	17.2	23.0
Rushing	116.6	149.5
Passing	202.4	268.1
Total	319.0	417.5
Net Punting	36.7	38.8
Opp. 3rd Down Conv.	34%	39%
Opp. 4th Down Conv.	6/22	13/21

* Stats reflect through Dec. 3, 2017

Media Coverage

TV: ESPN

Play-by-Play: Chris Cotter; Analyst: Rod Gilmore; Sideline: Shelley Smith

RADIO: 940 AM ESPN Radio; Gameday Live (3 p.m. PT); Pregame Show (4:30 p.m. PT)

Play-by-Play: Paul Loeffler; Analyst: Pat Hill; Sideline: Cameron Worrell

ESPN Deportes (1600 AM) in Spanish

Play-by-Play: Jesse Beltran; Analyst: Octavio Duarte

SATELLITE RADIO: Home broadcast; Sirius (Ch. 80); XM (Ch. 80), Internet radio (Ch. 80)

Play-by-Play: Paul Loeffler; Analyst: Pat Hill; Sideline: Cameron Worrell

National broadcast; Sirius (Ch. 84); XM (Ch. 84), Internet radio (Ch. 84)

Play-by-Play: Kevin Winter; Analyst: TBD

Headlines

→ The 2017 Hawai'i Bowl will mark the first-ever meeting between the Fresno State Bulldogs and Houston Cougars.

→ Fresno State can become the second team in FBS history to go from a season with double-digit losses to a season with double-digit wins with a victory at the Hawai'i Bowl.

→ Jeff Tedford was named the Mountain West Coach of Year on Nov. 29 and is on the ballot for three national coach of the year awards.

→ Jeff Tedford became the third coach in Fresno State program history to lead his team to a bowl game in his first year as the head coach of the Bulldogs.

→ Fresno State is playing in its 28th all-time bowl game, and fifth all-time bowl game in the state of Hawai'i. The 'Dogs are making their third Hawai'i Bowl appearance since 2012.

→ The Bulldogs played in their third Mountain West Championship game in five seasons last time out (Dec. 2); Boise State defeated Fresno State 17-14 thanks to a fourth quarter come-from-behind win.

→ Fresno State is receiving votes in both the AP Top 25 and USA Today Coaches polls; Fresno State was inside the CFP Top 25 and AP Top 25 prior to its MW championship loss.

→ 16 Bulldogs earned 2017 all-conference honors; Jeffrey Allison was named a first-team selection while four others were named second-team selections and 11 earned an honorable mention nod.

2017 FRESNO STATE SCHEDULE

Date	Opponent	Opponent Ranking*	Time/Result	Record	Series	Note
Sept. 2	Incarinate Word	-	W, 66-0	1-10	1-0	'Dogs pitch first shutout since 2009 in Tedford's debut
Sept. 9	at Alabama [ESPN2]	#4/#4	L, 41-10	11-1	0-1	Fresno State drops to 0-3 all-time against No. 1 ranked teams
Sept. 16	at Washington [PAC-12 Net.]	#12/#12	L, 48-16	10-2	1-3	The 'Dogs post double-digit TFLs for first time since 2014
Sept. 30	Nevada^ [AT&T/ROOT]	-	W, 41-21	3-9	28-20-1	Fresno State outgains Wolf Pack 504-314 in McMaryion's debut
Oct. 7	at San Jose State^ [ESPN3]	-	W, 27-10	2-11	41-37-3	Fresno State reclaims Valley Trophy; earns first MW win at CEFCU Stadium
Oct. 14	New Mexico^# [AT&T/ROOT]	-	W, 38-0	3-9	12-4	FS posts second shutout win; first time since 1988 'Dogs have done so
Oct. 21	at San Diego State^ [CBSSN]	RV/RV	W, 27-3	10-2	24-29-4	Bulldogs limit Penny to 69 yards rushing, total offense to 255 in 27-3 rout
Oct. 28	UNLV^ [AT&T/ROOT]	-	L, 26-16	5-7	13-7	UNLV controls time of possession and Bulldogs in first home defeat
Nov. 4	BYU [ESPN2]	-	W, 20-13	4-9	6-5	Fresno State becomes bowl eligible for first time since 2014 with 20-13 win
Nov. 11	at Hawai'i^ [KSEE24-TV]	-	W, 31-21	3-9	27-22-1	FS has won 5-straight at Hawai'i, last loss vs. UH on the Islands was in 2007
Nov. 18	at Wyoming^ [AT&T/ROOT]	-	W, 13-7	7-5	6-5	'Dogs limit Wyoming to 77 yards rushing; claim West title with win
Nov. 25	Boise State^ [CBSSN]	#25/#25	W, 28-17	10-3	6-14	Fresno State defeats ranked opponent for first time since 2004
Dec. 2	at Boise State* [ESPN]	#25/#25	L, 17-14	10-3	6-14	Fresno State falls in road contest for Mountain West crown

Key: *AP Poll/USA Today Coaches Poll (2017 week 15 rankings); ^ MW Game; # homecoming; * Mountain West Championship Game

REFERENCE: "Fresno State" (never: FSU, FRES, CSUF, Fresno State University or just "Fresno"); ABBREVIATIONS: Fresno St. or FS



MEDIA INFORMATION

Media Availability

Interviews for Bulldog players and coaches will be coordinated through the Fresno State Athletics Communications Office 24 hours in advance to ensure availability.

Contact Matt Burkholder at (559) 278-6186 to make arrangements for interviews with student-athletes and coaches. Freshmen (both true and redshirt) along with any other newcomers to the program will not be allowed to do interviews until after they play in their first game, per team rules.

In-Season Media Interview Schedule

Sunday:

No media.

Monday:

Head Coach Jeff Tedford weekly press conference.

Tuesday:

Players day: players after practice.

Wednesday/Thursday:

Head Coach Jeff Tedford and assistants after practice.

Friday:

No media.

Saturday:

Post-game only.

Weekly Media Conference

Fresno State's weekly media conference will be held at 11 a.m. in the Josephine Theater inside the Duncan Building on Mondays during the football season. The press conference is open to credentialed members of the media only. The media conference can be viewed live via the Mountain West Network.

ESPN Coaches Show

The weekly radio show airs live on ESPN Radio (940 AM) with host Paul Loeffler. The Dog House Grill on Shaw Ave. hosts the show from 6-7 p.m. each Wednesday of a game week.

Football Email List

If you would like to be added to the Bulldog football email list to receive breaking news about the team, please contact Matt Burkholder.

Fresno State Athletics Communications

5305 N. Campus Drive NG 27

Fresno, CA 93740

Phone: (559) 278-6873

Fax: (559) 347-9415

Tickets: (559) 278-DOGS (3647)

Press Box: (559) 278-5959

ATHLETICS COMMUNICATIONS:

FB Contact.....Matt Burkholder

Email.....mburkholder@csufresno.edu

Office.....559-278-6186

Cell.....559-862-3771

Secondary Contact.....Josh Mitchell

Email.....jomitchell@csufresno.edu

Office.....559-278-7301

Cell.....559-389-1960

gobulldogs.com

collegepressbox.com
SINCE 2005 EVERYTHING BUT THE PRE-GAME MEAL

Scouting the Houston Cougars

Facing Houston for the first time in program history, the 'Dogs will see a Cougar team that enters the Hawai'i Bowl with a 7-4 overall record in the regular season and a 5-3 mark in the American Athletic Conference. UH finished second in the West Division of the AAC.

Houston will face a Mountain West opponent in a bowl game for a second consecutive season, having played San Diego State in the 2016 Las Vegas Bowl (L, 34-10). With their fifth-straight bowl appearance, UH has won seven or more games each of those seasons as they are 45-19 since the start of 2013.

The Cougars rank sixth in the American Athletic Conference and 36th in the nation in total offense averaging 436.1 yards per game and are scoring 28.4 points per game (the program's lowest mark since 2005), which ranks 67th in the nation and seventh in the AAC. Houston has the conference's sixth-best passing offense at 260.6 yards per contest while checking in at eighth in the league in rushing offense at a 175.5 yards per game clip.

Houston has filtered through three different starting quarterbacks in 2017; the season started with Texas A&M junior transfer Kyle Allen under center for the first three games, Allen was replaced by senior Kyle Postma for the next five games, he then lost the starting job to sophomore D'Eriq King over the season's final three games. King, who missed the opening two games of 2017 to injury, played his first six games of the season as a wide receiver, starting three of those contests - he transitioned to QB for the final three games. King split time between QB and WR as a freshman as well.

King has passed for 991 yards and a team-leading six touchdowns, while adding 341 yards and eight scores on the ground. In Postma's five starts, he passed for a team-leading 1,125 yards and added 212 yards on the ground. Allen passed for 771 yards and four touchdowns during his time on the field.

On the ground, junior running back Duke Catalon, a transfer from Texas, leads the team with 621 rushing yards and is tied with King with eight rushing touchdowns.

Houston has two of the top four receivers in the AAC in receptions per game as seniors Linell Bonner and Steven Dunbar average 7.3 and 6.0 receptions per game, respectively. Bonner has totaled 850 yards in 10 games and Dunbar has added a team-high 873 yards in 11 games. Combined, the duo has 129 receptions and scored seven of the Cougars' 15 receiving touchdowns.

On defense, the Cougars enter with the fourth-ranked unit in the American in total defense limiting opponents to 417.5 yards per game while securing the conference's second-best scoring defense holding opponents to 23.0 points per game.

Houston has the AAC's second-best (47th/FBS) rushing defense limiting opponents to 149.5 yards on the ground while ranking fifth in the league (50th/FBS) with 19 turnovers gained.

Sophomore defensive tackle Ed Oliver, the 2017 Outland Trophy winner, awarded to the nation's top interior lineman, headlines the Cougar defense as the Houston native has totaled 69 tackles, 44 solo, 14.5 tackles for loss (his 1.3 average per game ranks second in the nation), 5.5 sacks (his 0.50 sacks per game rank seventh in the country), seven quarterback hurries, three pass breakups and two forced fumbles. Senior linebacker D'Juan Hines has added a team-high 104 tackles, 55 solo and 6.5 tackles for loss.

Series History - Houston Cougars

The 2017 Hawai'i Bowl will mark the first-ever meeting between the Fresno State Bulldogs and Houston Cougars. The last time that the Bulldogs were paired with an opponent in a bowl game that represented the respective programs' first meetings was the 2007 MPC Computers Bowl vs. Virginia - Fresno State's last bowl game win (W, 37-34). The matchup with Houston also represents the Bulldogs' third contest of 2017 where they have matched up with a program for the first time (Sept. 2 vs. Incarnate Word/Sept. 9 at No. 1 Alabama).

2017 HOUSTON GAME RESULTS

Sept. 2: at UTSA, Cancelled

Sept. 9: W, 19-16 at Arizona

Sept. 16: W, 38-3 vs. Rice

Sept. 23: L, 27-24 vs. Texas Tech

Sept. 30: W, 20-13 at Temple

Oct. 7: W, 35-22 vs. SMU

Oct. 14: L, 45-17 at Tulsa

Oct. 19: L, 42-38 vs. No. 25 Memphis

Oct. 28: W, 28-24 at No. 17 S. Florida

Nov. 4: W, 52-27 vs. East Carolina

Nov. 18: L, 20-17 at Tulane

Nov. 24: W, 24-14 vs. Navy



Aloha!

The Bulldogs are no stranger to Aloha Stadium. Combined with their third Hawai'i Bowl appearance in the last six years and bi-annual trips to face conference rival Hawai'i, Fresno State's Christmas Eve matchup will be its sixth contest at Aloha Stadium since joining the Mountain West in 2012. While faring well in conference games, going 3-0 vs. Hawai'i in that span, the Bulldogs are seeking their first bowl win on the Island since the 1940 Pineapple Bowl.

Diving further into Fresno State's connection with the Islands via the University of Hawai'i, the two programs had its 50th all-time meeting earlier this season on Nov. 11. The two schools squared off for the first time in 1938 and the Bulldogs made their first trip to Hawai'i as a football program in 1939 - it is the longest running rivalry for Hawai'i, and the third-longest for Fresno State (behind San Jose State and San Diego State).

Aloha Stadium opened in 1975. Fresno State is 7-12 all-time at Aloha Stadium, going 7-9 in games versus Hawai'i and 0-3 in three bowl games.

ALL-TIME BOWL GAMES IN HAWAII

Year	Bowl	Opp.	Result
1940	Pineapple	Hawai'i	W, 3-0
1993	Aloha	Colorado	L, 41-30
2012	Sheraton	SMU	L, 43-10
2014	Hawai'i	Rice	L, 30-6
2017	Hawai'i	Houston	--

Bulldogs return to bowling

For the first time since the 2014 season, Fresno State is bowl eligible, and will return to the very bowl they played in last, the Hawai'i Bowl. After seasons of 3-9 in 2015 and 1-11 in 2016, Fresno State exceeded the previous two season's win totals combined by Oct. 21 (W, 27-3 at SDSU) and became bowl eligible on Nov. 4 with its sixth victory, a 20-13 win against BYU.

It placed the program in line for its 28th bowl appearance in school history. The Bulldogs have made 13 trips to bowl games since 2000.

→ Jeff Tedford became the third coach in the history of the program to lead his team to a bowl game in his first year as the head coach of the Bulldogs - joining Tim DeRuyter (2012) and Alvin Pierson (1945).

→ With a win, Fresno State can match its win total from the last three seasons combined.

Win Improvement

NCAA ALL-TIME MOST IMPROVED TEAMS

GAMES	TEAM (YEAR)
8.5	Hawaii (1999)
8	Stanford (1940)
8	Purdue (1943)
8	Miami, Ohio (2010)
8	Auburn (2013)
7.5	South Carolina (2000)
7.5	Air Force (2014)
7.5	TCU (2014)
7	Miami, Fla. (1945)
7	Texas Tech (1953)
7	Indiana (1967)
7	Houston (1976)
7	Miami, Ohio (1977)
7	Florida (1980)
7	San Jose State (1986)
7	UCF (2005)
7	Houston (2011)
6.5	17 teams tied

Where Fresno State will write history?

From 1-11 to 10-4 = 8-game improvement
From 1-11 to 9-5 = 7-game improvement

• According to the NCAA: to determine games improved, add the difference in victories between the two seasons to the difference in losses, then divide by two. Includes bowl games.

Fresno State entered the 2017 campaign coming off a 1-11 season and the hiring of head coach Jeff Tedford. The Bulldogs, who have compiled a 9-4 record this year, have the nation's best win improvement (+7.5), winning eight more games than they did a season ago

→ Fresno State can become the second team in FBS history to go from double-digit losses to double-digit wins with a victory on Sunday. Miami (Ohio) was the first team in FBS history to go from double-digits losses (1-11 in 2009) to double-digit wins (10-4 in 2010). Miami also finished with an eight-game turnaround that season, the second-best effort in FBS history.

→ Fresno State set the program record for single-season turnarounds with its ninth win of the season, breaking a record set by the 1930 Bulldogs.

BIGGEST SINGLE-SEASON PROGRAM TURNAROUNDS

Year - Wins	Year - Wins	Win Increase
2016 - 1	2017 - 9	+8
1929 - 1	1930 - 8	+7
1981 - 5	1982 - 11	+6
2011 - 4	2012 - 9	+5
2006 - 4	2007 - 9	+5
1984 - 6	1985 - 11	+5
1941 - 4	1942 - 9	+5

QUICK FACTS

GENERAL INFORMATION:

Location.....	Fresno, Calif.
Founded.....	1911
Enrollment.....	24,500
President.....	Dr. Joseph I. Castro
Interim Director of Athletics.....	Steve Robertello
Senior Woman Administrator.....	Carrie Coll
Colors.....	Red and Blue
Nickname.....	Bulldogs
Conference.....	Mountain West

TEAM HISTORY:

First Year of Football.....	1921
Seasons.....	95
All-Time Record.....	598-423-27
All-Time Home Record.....	374-174-14
All-Time Away Record.....	213-232-13
All-Time Neutral Record (not including bowl games).....	0-2
All-Time Bowl Record.....	12-15
All-Time Mountain West Games Only.....	28-20
Conference Championships.....	27
Last Conference Championship.....	2013-Mountain West
Bowl Appearances.....	27 (2017-Hawai'i Bowl 28th)
Last Bowl.....	2014-Hawai'i Bowl
All-America Selections.....	117
First-Team All-Americans.....	18

STADIUM INFORMATION:

Name.....	Bulldog Stadium (41,031)
Surface.....	FieldTurf
Completed.....	1980 (Beginning 37th Full Season)
First Game.....	Nov. 25, 1980 vs. Montana State
Record in Stadium.....	173-55-2
Largest Crowd.....	42,881 (5x in 2001)
Number of 40,000-plus crowds.....	33
Last 40,000-plus crowd 9/13/14 vs. Nebraska (41,031)	
Press Box Phone.....	(559) 278-5959

TEAM INFORMATION:

2016 Overall Record.....	1-11
2016 Mountain West Record (Finish).....	0-8 (6th, west division)
2016 Bowl.....	Did not qualify
2016 Final Ranking.....	Unranked
Starters Returning/Lost.....	17/8
Offense: 9/2 Defense: 6/5 Special Teams: 2/1	
Lettermen Returning/Lost.....	37/21
Offense: 16/8 Defense: 18/11 Special Teams: 3/2	
Base Offense.....	Pro-Style
Base Defense.....	4-3



AROUND THE MOUNTAIN WEST

2017 MW Standings

Mountain Division	MW		Overall	
	W	L	W	L
Boise State	7	1	10	3
Wyoming	5	3	7	5
Colorado State	5	3	7	5
Utah State	4	4	6	6
Air Force	4	4	5	7
New Mexico	1	7	3	9

West Division	MW		Overall	
	W	L	W	L
Fresno State	7	1	9	4
San Diego State	6	2	10	2
UNLV	4	4	5	7
Nevada	3	5	3	9
Hawai'i	1	7	3	9
San Jose State	1	7	2	11

Mountain West Records

(Since Fresno State Joined MW in 2012)

	MW		Overall	
	W	L	W	L
Boise State	38	10	60	19
San Diego State	38	10	56	23
Colorado State	29	19	42	32
Fresno State	28	20	38	38
Air Force	25	22	41	35
Utah State*	23	17	34	30
Nevada	21	27	33	42
Wyoming	20	27	29	43
New Mexico	16	32	30	44
UNLV	17	32	23	51
San Jose State*	15	25	21	39
Hawai'i	9	39	20	55

* denotes team joined MW in 2013

Mountain West Records - Home Games only

(Since Fresno State Joined MW in 2012)

	Overall		Pct.
	W	L	
Boise State	34	4	.894
San Diego State	31	10	.756
Air Force	27	10	.730
Utah State*	21	9	.700
Colorado State	24	11	.686
Fresno State	24	12	.667
Nevada	20	16	.556
Wyoming	21	17	.553
San Jose State*	13	14	.481
New Mexico	18	21	.462
Hawai'i	17	23	.425
UNLV	15	23	.395

* denotes team joined MW in 2013

Fresno State returns to national scene

Despite not earning a bid to host the Mountain West Championship game, Fresno State's regular season finale win over then-No. 23 Boise State on Nov. 25 resulted in the Bulldogs breaking into the College Football Playoff committee's top 25, checking in at No. 25 on Nov. 28, marking the first time Fresno State entered the CFP rankings since it was instituted in 2014. Furthermore, Fresno State broke into the Associated Press Top 25 poll, checking in at No. 25 on Nov. 26. It marked the first time in nearly four years that the Bulldogs were ranked by the AP - Fresno State was ranked No. 21 on Dec. 8, 2013, prior to suffering a Las Vegas bowl loss to USC and dropping from the final rankings.

→ Following the final weekend of play (championship games), the Bulldogs are receiving votes in both the AP Top 25 and USA Today Coaches polls - week 15 release on Dec. 3.

Deal breaker

Despite owning the head-to-head tie-breaker, Boise State earned the right to host Fresno State in the Mountain West Championship game by virtue of having a higher average ranking as determined by four computer polls on Nov. 26. In the four computer polls utilized by the Mountain West (Anderson & Hester, Billingsley, Colley Matrix and Wolfe), Boise State finished the regular season with a 30.25 average ranking, while Fresno State had a 34.25 average.

Bulldogs drop MW title game

After advancing to the Mountain West Championship Game in the first two years of its existence (2013-14) and taking a two-year hiatus, Fresno State returned as West Division Champs for the third time in five seasons in 2017. Representing the Mountain Division in the MW Championship game for the second time was Boise State in 2017. The pairing represented the second MW title game featuring those two teams. What was significantly different about the 2017 edition of the MW title game is that both teams were predicted in the preseason to meet in that 2014 game, while in 2017, the Bulldogs were picked last among West teams in the preseason poll while Boise State was picked to finish atop the Mountain Division.

MOUNTAIN WEST CHAMPIONSHIP GAME HISTORY

2013: **Fresno State (W)** def. Utah State (M), 24-17
 2014: **Boise State (M)** def. **Fresno State (W)**, 24-14
 2015: **San Diego State (W)** def. Air Force (M), 27-24
 2016: San Diego State (W) def. **Wyoming (M)**, 27-24
 2017: **Boise State (M)** def. **Fresno State (W)**, 17-14
 W=West Division; M=Mountain Division
Underline - home team

In the second Dec. 2 title game on the blue turf in Boise, the Broncos, down 14-10 with 7:45 remaining in the game, gathered themselves for a fourth quarter game-winning drive to earn a 17-14 win. Boise State's final drive, a 90-yard drive that included a 59-yard pass from Brett Rypien to Cedrick Wilson, marked the longest scoring drive Fresno State allowed the entire season, and the 59-yard pass play was the first explosive pass play allowed of more than 50 yards since Sept. 16 at No. 6 Washington.

Clean sweep for rivalry trophies

The Bulldogs did not take home the most coveted trophy, but that setback doesn't mean some hardware was not collected in 2017. Fresno State played three games this season that had rivalry trophies on the line - the Valley Trophy (vs. San Jose State), the Old Oil Can (vs. San Diego State) and the Milk Can (vs. Boise State).


→ The Milk Can was introduced in 2005, the Old Oil Can in 2011 and Valley Trophy in 2013.



MILK CAN



OLD OIL CAN



VALLEY TROPHY

WHERE THE MW STACKS UP IN THE POLLS

(Week 15 rankings, Dec. 3)

Team	AP	Coaches	CFP
Air Force	--	--	--
Boise State	#25	#25	#25
Colorado State	--	--	--
Fresno State	RV	RV	--
Hawai'i	--	--	--
New Mexico	--	--	--
Nevada	--	--	--
San Diego State	RV	RV	--
San Jose State	--	--	--
UNLV	--	--	--
Utah State	--	--	--
Wyoming	--	--	--



Return to Bowl Week

→ There are 20 players on the current roster that traveled for the 2014 Hawai'i Bowl - five participated in that game.

2014 Hawai'i Bowl Travel Party

1. Allen, Justin, Fr.
2. Grayson, Anthony, Fr.
- 3. Green, Justin, Fr. (no stats)**
4. Helmuth, George, Fr.
5. Hendrickson, Kyle, Fr.
6. Johnson, KeeSean, Fr.
7. Jordan, Jamire, Fr.

2014 Hawai'i Bowl Travel Party

8. Kelly, Tank, Fr.
- 9. Kroening, Kody, Fr. (2-of-3 FGs)**
- 10. Madsen, Nathan, RFr. (no stats)**
11. Mitchell, Aaron, Fr.
- 12. Okeke, Tobenna, Fr. (0.5 sacks)**
13. Patterson, David, RFr.
14. Potts, Deshaun, Fr.

2014 Hawai'i Bowl Travel Party

15. Riddering, Kyle, Fr.
 - 16. Scott, Da'Mari, So. (no stats)**
 17. St. Andrew, Micah, Fr.
 18. Stanley, Robert, RFr.
 19. Tangipa, David, Fr.
 20. Van Hook, Stephen, RFr.
- bold indicates played**

Team Captains

Seniors Aaron Mitchell (OL) and Malik Forrester (DT) were named the Bulldogs' 2017 captains prior to the season opener. The duo have served as the team's permanent captains while two others have been named on a game-by-game basis.

WEEK-BY-WEEK ELECTED CAPTAINS

Sept. 2: KeeSean Johnson/DeShawn Potts
Sept. 9: Da'Mari Scott/James Bailey
Sept. 16: Kyle Riddering/Nathan Madsen
Sept. 30: Micah St. Andrew/Robert Stanley
Oct. 7: KeeSean Johnson/James Bailey
Oct. 14: Da'Mari Scott/Nathan Madsen
Oct. 21: David Patterson/Robert Stanley

WEEK-BY-WEEK ELECTED CAPTAINS

Oct. 28: KeeSean Johnson/Robert Stanley
Nov. 4: Kyle Riddering/James Bailey
Nov. 11: Da'Mari Scott/Nathan Madsen
Nov. 18: KeeSean Johnson/James Bailey
Nov. 25: Kyle Riddering/James Bailey
Dec. 2: Da'Mari Scott/Robert Stanley

Veteran Bulldogs

Senior captain Aaron Mitchell leads Fresno State with the most consecutive starts (37) for an active Bulldog while senior Nathan Madsen hold the title for most career games played (49) by an active Fresno State player.

Mitchell, along with four other teammates (James Bailey, Christian Cronk, David Patterson and Micah St. Andrew) have started every game over the last two seasons.

Redshirt freshman offensive lineman Netane Muti, sophomore linebacker Jeffrey Allison and sophomore safety Juju Hughes have each started all 13 games this season, but none had started a game prior to 2017.

MOST CONSEC. STARTS (13 GAMES +)

OL	Aaron Mitchell (Sr.)	37
OL	Micah St. Andrew (Jr.)	28
LB	James Bailey (Jr.)	25
OL	Christian Cronk (Jr.)	25
OL	David Patterson (Sr.)	25
DL	Tobenna Okeke (Sr.)	19
DL	Robert Stanley (Sr.)	17
LB	Jeffrey Allison (So.)	13
DB	Juju Hughes (So.)	13
OL	Netane Muti (RFr.)	13

MOST CAREER STARTS (20 GAMES +)

OL	Aaron Mitchell (Sr.)	37
DL	Nathan Madsen (Sr.)	35
WR	KeeSean Johnson (Jr.)	34
WR	Jamire Jordan (Jr.)	32
OL	Micah St. Andrew (Jr.)	30
LB	James Bailey (Jr.)	28
DL	Tobenna Okeke (Sr.)	25
OL	Christian Cronk (Jr.)	25
OL	David Patterson (Sr.)	25
DL	Malik Forrester (Sr.)	23
DL	Robert Stanley (Sr.)	23
WR	Da'Mari Scott (Sr.)	20

MOST CAREER GAMES PLAYED (30 GAMES +)

DL	Nathan Madsen (Sr.)	49
WR	Da'Mari Scott (Sr.)	48
DL	Tobenna Okeke (Sr.)	47
LB	Justin Green (Sr.)	42
OL	Aaron Mitchell (Sr.)	38
LB	James Bailey (Jr.)	37
LB	George Helmuth	37
WR	KeeSean Johnson (Jr.)	37
WR	Jamire Jordan (Jr.)	37

MOST CAREER GAMES PLAYED (30 GAMES +)

K	Kody Kroening (Sr.)	36
TE	Kyle Riddering (Jr.)	34
OL	Micah St. Andrew (Jr.)	34
DB	Deshaun Potts (Jr.)	33
TE	Kyle Hendrickson (Jr.)	32
DL	Robert Stanley (Sr.)	32
LB	Nela Otukolo (Jr.)	30
TE	David Tangipa (Jr.)	30

FRESNO STATE UNDER JEFF TEDFORD

CATEGORY.....2017

Record	9-4
MW	7-1
Non-Conference	2-2
Home.....	5-1
Away.....	4-3
Neutral	0-0
Day	3-2
Night (6 p.m. or later)	6-2

AT&T SportsNet/ROOT Sports	3-1
CBS Sports Network	2-0
ESPN	0-1
ESPN2	1-1
ESPN3/WatchESPN	1-0
KSEE-24.....	1-0
Pac-12 Network.....	0-1

Scoring First	8-1
Opponent Scores First	1-3
Leading at Half.....	9-1
Trailing at Half.....	0-2
Tied at the Half.....	0-1
Leading after Third.....	8-1
Trailing after Third	0-2
Tied after Third.....	1-1
Overtime Games.....	0-0
Scoring less than 20 pts.....	1-4
Scoring 20-29 pts.....	4-0
Scoring 30+ pts.....	4-0
Allowing less than 20 pts.....	7-1
Allowing 20-29 pts.....	2-1
Allowing 30+ pts.....	0-2

Rushing for less than 100 yds.....	1-1
Rushing for 100-199 yds.....	6-3
Rushing for 200+ yds.....	2-0
Passing for less than 200 yds.....	4-3
Passing for 200-299 yds.....	2-1
Passing for 300+ yds.....	3-0

Totaling less than 300 yds.....	0-2
300-399 yds. of total offense.....	4-2
400+ yds of total offense	5-0

Allowing less than 100 yds. rushing.....	3-1
Allowing 100-199 yds. rushing.....	6-2
Allowing 200+ yds. rushing	0-1
Allowing less than 200 yds. passing	4-2
Allowing 200-299 yds. passing	5-1
Allowing 300+ yds. passing.....	0-1

Allowing less than 300 yds. total off.....	4-0
Allowing 300-399 yds. total off.....	4-2
Allowing 400+ yds. total off.....	1-2

Having 100-yd. rusher	2-0
Opp. have 100-yd. rusher	1-1

No turnovers	5-0
1-2 turnovers.....	3-4
3 or more turnovers.....	1-0
No takeaways.....	2-2
1-2 takeaways	5-2
3 or more takeaways.....	2-0

30:00+ min. of possession	6-1
Under 30:00 min. of possession.....	3-3

Winning the coin toss	3-0
Losing the coin toss.....	6-4

Receiving opening kickoff.....	5-3
Kicking off to start the game.....	4-1



THE MOUNTAIN WEST

2017 MW Predicted Order of Finish (announced July 25)

West Division	1st-place votes	Points
1. San Diego State	28	168
2. Hawai'i	-	135
3. UNLV	-	105
4. Nevada	-	79
5. San Jose State	-	54
6. Fresno State	-	47

Mountain Division	1st-place votes	Points
1. Boise State	21	161
2. Colorado State	6	135
3. Wyoming	1	114
4. Air Force	-	82
5. New Mexico	-	68
6. Utah State	-	28

2017 Mountain West Football Preseason All-Conference Team

OFFENSE

QB	Josh Allen**	Jr.	Wyoming
WR	Michael Gallup*	Sr.	Colorado State
WR	Devonte Boyd	Sr.	UNLV
RB	Rashaad Penny*	Sr.	San Diego State
RB	Tyrone Owens	Jr.	New Mexico
OL	Jake Bennett**	Sr.	Colorado State
OL	Austin Corbett**	Sr.	Nevada
OL	Dejon Allen**	Sr.	Hawai'i
OL	Aaron Jenkins	Jr.	New Mexico
OL	Mason Hampton	Sr.	Boise State
TE	David Wells**	Sr.	San Diego State

DEFENSE

DL	David Moa*	Jr.	Boise State
DL	Malik Reed**	Jr.	Nevada
DL	Garrett Hughes*	Sr.	New Mexico
DL	Mike Hughes, Jr.	Sr.	UNLV
LB	Jahlani Tavai*	Jr.	Hawai'i
LB	Logan Wilson	So.	Wyoming
LB	Frank Ginda	Jr.	San José State
DB	Andrew Wingard*	Jr.	Wyoming
DB	Andre Chachere*	Sr.	San José State
DB	Tyler Horton	Jr.	Boise State
DB	Trayvon Henderson	Sr.	Hawai'i

SPECIALISTS

P	Michael Carrizosa	Sr.	San José State
PK	John Baron II*	Jr.	San Diego State
RET	Rashaad Penny*	Sr.	San Diego State

Offensive Player of the Year:

Josh Allen, Jr., QB, Wyoming

Defensive Player of the Year:

Andrew Wingard, Jr., DB, Wyoming

Special Teams Player of the Year:

Rashaad Penny, Sr., KR, San Diego State

* - Member of the 2016 All-MW First Team

** - Member of the 2016 All-MWT Second Team

Jeff Tedford named National Coach of the Year finalist

Fresno State's first-year head coach Jeff Tedford, who steered the Bulldogs (9-4, 7-1 MW) to the nation's best win improvement (+7.5), set the record for best win improvement in program history and led the Bulldogs to a berth into the Mountain West Championship game, has been recognized not only by the conference the Bulldogs reside in, but nationally as well.

As the season neared its end, the following accolades poured in:

- **Nov. 16:** One of 16 semifinalists for the George Munger College Coach of the Year Award, which is presented yearly by the Maxwell Football Club.
- **Nov. 29:** Named Mountain West Coach of the Year.
- **Dec. 5:** One of eight finalists for the 2017 Eddie Robinson Coach of the Year Award, which is presented on behalf of the Football Writers Association of America, in conjunction with the Allstate Sugar Bowl.
- **Dec. 5:** AFCA Regional Coach of the Year (winner announced on Jan. 9).

2017 George Munger Collegiate Coach of the Year Semifinalists

Matt Campbell, Iowa State
Paul Chryst, Wisconsin
Bill Clark, Alabama-Birmingham
Mark Dantonio, Michigan State
Scott Frost, Central Florida
Lane Kiffin, Florida Atlantic
Gus Malzahn, Auburn
Jeff Monken, Army
Dan Mullen, Mississippi State
Mark Richt, Miami
Lincoln Riley, Oklahoma
Rich Rodriguez, Arizona
Nick Saban, Alabama
Kirby Smart, Georgia
Dabo Swinney, Clemson
Jeff Tedford, Fresno State

2017 Eddie Robinson Coach of the Year finalists

Bill Clark, UAB
Scott Frost, UCF
Lane Kiffin, FAU
Jeff Monken, Army
Lincoln Riley, Oklahoma
Kirby Smart, Georgia
Dabo Swinney, Clemson
Jeff Tedford, Fresno State

2017 AFCA Regional Coach of the Year Winners

Region 1: Scott Frost, UCF
Region 2: Kirby Smart, Georgia
Region 3: Paul Chryst, Wisconsin
Region 4: Matt Campbell, Iowa State
Region 5: Jeff Tedford, Fresno State

→ At Cal, Tedford was a 2006 Liberty Mutual Coach of the Year finalist, and he was also the Pac-10 Coach of the Year in 2002 and 2004.

Tedford's history in bowl games

Mountain West Coach of the Year Jeff Tedford will coach in his ninth career bowl game in the Hawai'i Bowl as he enters with a 5-3 overall bowl record as a head coach.

He won his first bowl appearance in 2003 with a 52-49 win over Virginia Tech and won four straight bowl games from 2005-08, picking up wins over Virginia Tech (2x), Texas A&M, Air Force and Miami, averaging 39.6 points per game in his five victories.

TEDFORD IN BOWL GAMES

Year	Bowl	Opponent	Result
2003	Insight Bowl	Virginia Tech	W, 52-49
2004	Holiday Bowl	#20 Texas Tech	L, 45-31
2005	Las Vegas Bowl	Virginia Tech	W, 35-28
2006	Holiday Bowl	#21 Texas A&M	W, 45-10
2007	Armed Forces Bowl	Air Force	W, 42-36
2008	Emerald Bowl	Miami (FL)	W, 24-17
2009	Poinsettia Bowl	#23 Utah	L, 37-27
2011	Texas Bowl	Texas	L, 21-10

'Dogs vs. first-time head coaches

- The Bulldogs will see their third first-year head coach on the opposing sideline this season at the Hawai'i Bowl.
- The 'Dogs are 2-0 in such games this season after defeating Nevada's Jay Norvell and San Jose State's Brent Brennan in consecutive weeks earlier this season.

'DOGS VS. FIRST-YEAR HEAD COACHES IN 2017

Year	Opponent	Coach	Score	H/A
2017	Houston	Major Applewhite	?	Bowl
2017	San Jose State	Brett Brennan	27-10	Away
2017	Nevada	Jay Norvell	41-21	Home



So much for predictions...

Fresno State was predicted to finish sixth in the West Division prior to the season's start (as noted in the chart to the right), the lowest the Bulldogs have been selected in a preseason poll going all the way back through 2004. In addition to a lack of preseason nods, the Mountain West all-conference preseason team was released with no Bulldogs on the roster for the second-straight season.

'Dogs searching for 10th, 10-win season in Hawaii Bowl

With a victory over Houston in the Hawai'i Bowl, the Bulldogs will secure their 10th double-digit win season in program history and it will be the first 10-plus win season for the 'Dogs since 2013 when they won 11 behind NFL stars Derek Carr and Davante Adams.

Seven of the nine seasons the Bulldogs have won 10 or more games, they have also won the conference championship, with 1939 and 2001 being the exceptions.

Year	Record	Conf. champs
1939	10-1	No
1961	10-0	Yes
1982	11-1	Yes
1985	11-0-1	Yes
1988	10-2	Yes
1989	11-1	Yes
1991	10-2	Yes
2001	11-3	No
2013	11-2	Yes
2017	--	No

Back to receiving weekly honors

After not earning a Mountain West Player of the Week award since Nov. 8, 2014, Fresno State picked up five this season with four coming on the defensive side of the ball. The Bulldogs received their first weekly award in nearly three years when Juju Hughes was named Defensive Player of the Week on Oct. 9. Jeffrey Allison earned the Bulldogs' second and third honors for the defense on Oct. 23 and Nov. 6. George Helmuth became the second Bulldog linebacker this season to garner the weekly honor on Nov. 20. Marcus McMaryion was the final Fresno State player to earn a weekly honor this year, becoming Fresno State's first MW Offensive Player of the Week since Derek Carr on Nov. 25, 2013, when he was selected on Nov. 27.

→ The five Mountain West weekly honors were the most for the 'Dogs since the 2013 season when Derek Carr and Co. totaled nine.

→ With four defensive honors, this year's team tied the total of the 2012 team during Fresno State's inaugural Mountain West season. The Bulldogs also received four defensive player of the week awards while in the WAC during the 2002 and 2009 seasons.

2017 FRESNO STATE MOUNTAIN WEST PLAYERS OF THE WEEK

1. Juju Hughes (at San Jose State, 10/7/17)

Stat Line: Six tackles (4 solo), 2.0 tackles for loss, 1.0 sacks, 1 forced fumble, 1 interception & 1 quarterback hurry

2. Jeffrey Allison (at San Diego State, 10/21/17)

Stat Line: 10 tackles (9 solo), 1.0 tackles for loss & 1 forced fumble

3. Jeffrey Allison (vs. BYU, 11/4/17)

Stat Line: 14 tackles (6 solo), 1.0 sacks & 1 fumble recovery

4. George Helmuth (at Wyoming 11/18/17)

Stat Line: 11 tackles (7 solo) & 1 fumble recovery

5. Marcus McMaryion (vs. Boise State 11/25/17)

Stat Line: 23-of-36 for 332 yards, 2 touchdowns & 4 carries for 24 yards

THE MOUNTAIN WEST

2017 MW Regular Season Order of Finish

West Division (projection)	MW Record
Fresno State (6)	7-1
San Diego State (1)	6-2
UNLV (3)	4-4
Nevada (4)	3-5
Hawai'i (2)	1-7
San Jose State (5)	1-7

Mountain Division (projection)	MW Record
Boise State (1)	7-1
Wyoming (3)	5-3
Colorado State (2)	5-3
Utah State (6)	4-4
Air Force (4)	4-4
New Mexico (5)	1-7

2017 Mountain West Football

First-Team

OFFENSE

QB	Nick Stevens	Sr.	Colorado State
WR	Michael Gallup	Sr.	Colorado State
WR	Cedrick Wilson	Sr.	Boise State
RB	Rashaad Penny	Sr.	San Diego State
RB	Lexington Thomas	Jr.	UNLV
OL	Jake Bennett	Sr.	Colorado State
OL	Austin Corbett	Sr.	Nevada
OL	Dejon Allen	Sr.	Hawai'i
OL	Zack Golditch	Sr.	Colorado State
OL	Mason Hampton	Sr.	Boise State
TE	Jake Roh	Sr.	Boise State

DEFENSE

DL	Malik Reed	Jr.	Nevada
DL	Curtis Weaver	Fr.	Boise State
DL	Youhanna Ghaifan	So.	Wyoming
DL	Carl Granderson	Jr.	Wyoming
LB	Frank Ginda	Jr.	San José State
LB	Jeffrey Allison	So.	Fresno State
LB	Leighton Vander Esch	Jr.	Boise State
DB	Andrew Wingard	Jr.	Wyoming
DB	Tyler Horton	Jr.	Boise State
DB	Kameron Kelly	Sr.	San Diego State
DB	Jalen Davis	Sr.	Utah State

SPECIALISTS

P	Cory Bojorquez	Sr.	New Mexico
PK	Dominik Eberle	So.	Utah State
RET	Rashaad Penny	Sr.	San Diego State

Offensive Player of the Year:

Rashaad Penny, Sr., RB, San Diego State

Defensive Player of the Year:

Leighton Vander Esch, Jr., LB, Boise State

Special Teams Player of the Year:

Rashaad Penny, Sr., KR/PR, San Diego State



GAME-BY-GAME FIRST DOWNS

Opponent	(BY QUARTER)	TOTAL
Incarnate Word.....	(5-8-9-4).....	26
at Alabama.....	(3-4-3-8).....	18
at Washington.....	(2-4-3-6).....	18
Nevada.....	(6-7-7-2).....	22
at San Jose State.....	(5-9-1-2).....	17
New Mexico.....	(3-4-4-6).....	17
at San Diego State.....	(3-6-5-1).....	15
UNLV.....	(7-2-7-3).....	19
BYU.....	(4-2-7-3).....	16
at Hawaii.....	(3-11-5-5).....	24
at Wyoming.....	(5-2-6-2).....	15
Boise State.....	(4-5-6-3).....	18
at Boise State.....	(5-9-3-2).....	19

GAME-BY-GAME

YARDAGE GAINED BY QTR

Opponent	1Q	2Q	3Q	4Q
Incarnate Word	160	201	192	60
at Alabama	66	54	37	116
at Washington	70	81	80	82
Nevada	120	192	122	70
at San Jose St.	152	133	32	31
New Mexico	177	138	90	121
at San Diego St.	76	131	136	32
UNLV	128	20	89	55
BYU	115	38	109	48
at Hawaii	51	186	103	61
at Wyoming	98	48	145	42
Boise State	78	107	126	120
at Boise State	85	139	50	35

GAME-BY-GAME

CUMULATIVE YARDAGE GAINED BY QTR

Opponent	1Q	2Q	3Q	4Q
Incarnate Word	160	361	553	613
at Alabama	67	121	158	274
at Washington	70	151	231	313
Nevada	120	312	434	504
at San Jose St.	152	285	317	348
New Mexico	177	315	405	526
at San Diego St.	76	207	343	375
UNLV	128	148	237	292
BYU	115	153	262	310
at Hawaii	51	237	340	401
at Wyoming	98	146	291	333
Boise State	78	185	311	431
at Boise State	85	224	274	309

OPPONENTS GAME-BY-GAME FIRST DOWNS

Opponent	(BY QUARTER)	TOTAL
Incarnate Word.....	(2-0-2-4).....	8
at Alabama.....	(10-6-5-7).....	28
at Washington.....	(7-8-3-3).....	21
Nevada.....	(4-5-0-7).....	16
at San Jose State.....	(2-1-4-5).....	12
New Mexico.....	(2-3-5-4).....	14
at San Diego State.....	(6-2-1-5).....	14
UNLV.....	(5-8-7-2).....	22
BYU.....	(4-9-5-3).....	16
at Hawaii.....	(5-1-7-3).....	16
at Wyoming.....	(2-4-0-6).....	12
Boise State.....	(6-5-3-5).....	19
at Boise State.....	(5-2-6-6).....	19

OPPONENTS GAME-BY-GAME

YARDAGE GAINED BY QTR

Opponent	1Q	2Q	3Q	4Q
Incarnate Word	49	11	0	65
at Alabama	198	99	89	111
at Washington	162	120	88	50
Nevada	55	129	19	111
at San Jose St.	44	35	74	52
New Mexico	82	49	104	87
at San Diego St.	94	61	25	75
UNLV	93	87	122	26
BYU	83	119	80	54
at Hawaii	90	9	116	57
at Wyoming	36	90	24	158
Boise State	127	97	90	87
at Boise State	100	71	85	108

OPPONENTS GAME-BY-GAME

CUMULATIVE YARDAGE GAINED BY QTR

Opponent	1Q	2Q	3Q	4Q
Incarnate Word	49	60	60	125
at Alabama	198	297	386	497
at Washington	162	282	370	420
Nevada	55	184	203	314
at San Jose St.	44	79	153	205
New Mexico	82	131	235	322
at San Diego St.	94	155	180	255
UNLV	93	180	302	328
BYU	83	202	282	310
at Hawaii	90	99	215	272
at Wyoming	36	126	150	308
Boise State	127	224	314	401
at Boise State	100	171	256	364

Fresno State quarterback 101

Junior Marcus McMaryion earned his first start for Fresno State on Sept. 30 (vs. Nevada) - the Mountain West opener - following the Bulldogs' sole bye week, Sept. 23. He is 8-2 as the starter. The transfer QB from Oregon State, and Valley native (from Dinuba, less than 40 miles south of Fresno), took over for sophomore Chason Virgil, who started the first three games of the season.

→ QB Returners...

- Of the five quarterbacks on the Fresno State roster, Virgil is the only Bulldog in the group that was a member of the team a season ago. He has started 14 games in his career (2015-1; 2016-10; 2017-3). Since assuming the back-up role, he has still logged playing time over the last eight games, serving as the holder for extra points.

→ QB Newcomers...

- Marcus McMaryion joined the group late in fall camp, on August 12, after transferring from Oregon State where he completed his undergraduate degree in public health. The Dinuba, Calif. native played in 13 games as a Beaver, starting seven, while totaling 1,689 yards and 11 touchdowns. Last year, McMaryion started the last six games of the season which included back-to-back wins to end the year against Arizona and Oregon. He threw for 1,286 yards and 10 touchdowns in eight games on the year.

- Jorge Reyna, head coach Jeff Tedford's first commitment after taking the job, was the Metro League Offensive Player of the Year in 2016 after passing for 3,646 yards and 39 touchdowns at West Los Angeles College. He led all California junior colleges in completions, completion percentage and passing yards per game prior to joining the Bulldogs in the spring.

- The 'Dogs also added freshmen Kyle Lindquist and Brent Bailey to the QB depth chart.

QB Efficiency

→ Marcus McMaryion, who is completing 61.1 percent of his passes (185-of-303), is the first Bulldog to own a completion percentage better than 60 percent since Derek Carr in 2013.

→ Of 303 pass attempts, McMaryion has been intercepted just four times, a rate of 1.32 percent. It ranks as the third-lowest interception percentage at Fresno State over the last 25 years.

LOWEST INTERCEPTION PERCENTAGE (SEASON)

Minimum 100 Attempts

	Name, Year	INT %	Int-Att
1.	Billy Volek, 1999	0.78	3-383
2.	Billy Volek, 1998	1.15	3-261
3.	Derek Carr, 2013	1.21	8-659
4.	Marcus McMaryion, 2017	1.32	4-303
5.	Derek Carr, 2012	1.37	7-511
6.	Trent Dilfer, 1993	1.26	5-396
7.	Tom Brandstater, 2007	1.48	5-337
8.	David Carr, 2001	1.69	9-533
9.	Derek Carr, 2011	2.01	9-446

→ Marcus McMaryion owned 149 straight attempts (Sept. 30-Nov. 11) without an interception until a fourth quarter interception at Hawai'i. That streak ranked No. 6 in program history, ahead of Billy Volek in 1999 (111) and short of Derek Carr in 2012 (160).

→ In the Bulldogs' 28-17 win on Nov. 25 vs. Boise State, McMaryion posted a 159.7 efficiency rating, his best rating since a season-best 208.8 on Oct. 14 vs. New Mexico.

→ Even with the high completion percentage, the Dinuba (Die-new-ba) native has let the ball fly as he ranks No. 38 in the FBS and No. 4 in the MW in yards per attempt at 7.87 yards. He ranks No. 40 in the FBS and No. 5 in the MW in yards per completion at 12.89 yards.

→ McMaryion has produced 39 pass completions of 20-plus yards this season, including 21 of 30 or more yards.



35-Straight games

Since his redshirt freshman season, in 2015, junior KeeSean Johnson has been a steady pass catcher for Bulldog quarterbacks. The Palo Alto native has one game in his entire career where he went without a catch - at Ole Miss in 2015 as a redshirt freshman. Since then, Johnson has caught at least one pass in 35 consecutive games and is among an elite list of the nation's best.

→ Johnson, with 35 consecutive games with at least one reception, is among a group of 16 individuals in the nation that carries a streak more than 30 games.

→ Teammate Jamire Jordan carried a streak of 26 consecutive games with at least one catch, which started in his collegiate debut on Sept. 3, 2015, but it was snapped earlier this season at Washington on Sept. 16.

→ The Bulldogs are the only Mountain West team with two returning receivers (Johnson and Jordan) that had more than 45 catches last season.

On his way to being an all-timer

KeeSean Johnson, the Bulldogs' leading receiver over the past two seasons, is working his way up the Fresno State record books by putting up consistent numbers over the years. With a single-season best 69 receptions as a junior, KeeSean Johnson has risen to No. 8 on the all-time top 10 for pass receptions for a Bulldog in a career. Johnson is poised to break the program's all-time record held by current Green Bay Packers wide receiver and fellow Bay Area native Davante Adams' all-time record established in 2013; if he meets his average set over his sophomore and junior seasons (67.5) as a senior, he can break it as he is 61 catches shy of that record.

With 172 career receptions, Johnson ranks No. 19 on the NCAA active leaders list in that category. With 13 seniors and five juniors ahead of him, Johnson will enter 2018 primed to be one of the nation's best. He is also one of 28 active individuals in the FBS with 2,000-plus yards (2,028), and 19 of those 28 individuals are seniors set to graduate.

Running trio

Fresno State's young trio of running backs, sophomore Josh Hokit (519 yards) and freshmen Jordan Mims (609 yards) and Ronnie Rivers (473 yards), have totaled 1,601 yards on the ground this season. If Rivers picks up 27 yards in the bowl game, the group will become just the eighth Bulldog team to have three players rush for more than 500 yards in a single season (1977, 1988, 1991, 1992, 1995, 2007, and 2008).

→ The 2017 trio could become the first of the Fresno State group to have all three of its leading rushers be underclassmen. This year's trio would also be the third group to have a member of the Rivers family in it as Ronnie's father Ron was a part of the 1991 and 1992 trios.

2017 ACTIVE STREAK OF CONSECUTIVE GAMES WITH A RECEPTION

Player, School	Games
Allen Lazard, Iowa State	47
James Washington, Oklahoma State	44
Calvin Ridley, Alabama	42
Ryan Yurachek, Marshall	41
Jaylen Samuels, NC State	40
Cam Phillips, Virginia Tech	39
Christian Kirk, Texas A&M	38
Anthony Miller, Memphis	37
Courtland Sutton, SMU	36
Deon Cain, Clemson	36
KeeSean Johnson, Fresno State	35
D.J. Moore, Maryland	33
Richie James, Middle Tennessee	31
Matt VandeBerg, Iowa	31
Cody Thompson, Toledo	30
Malik Turner, Illinois	30

PASS RECEPTIONS (CAREER)

1. Davante Adams, 2012-13	233
2. Josh Harper, 2011-14	228
3. Rodney Wright, 1998-01	222
4. Isaiah Burse, 2010-13	209
5. Bernard Berrian, 1999-03	199
6. Brian Roberson, 1993-96	188
7. Charlie Jones, 1992-95	187
8. KeeSean Johnson, 2015-Pres.	172
9. Charles Smith, 1998-01	171
10. Larry Willis, 1983-84	142

RECEIVING YARDAGE (CAREER)

1. Charlie Jones, 1992-95	3,344
2. Rodney Wright, 1998-01	3,274
3. Davante Adams, 2012-13	3,030
4. Brian Roberson, 1993-96	2,956
5. Henry Ellard, 1979-82	2,947
6. Josh Harper, 2011-14	2,938
7. Bernard Berrian, 1999-03	2,849
8. Isaiah Burse, 2010-13	2,503
9. Charles Smith, 1998-01	2,368
10. Larry Willis, 1983-84	2,260
11. KeeSean Johnson, 2015-Pres.	2,028
12. Seyi Ajirotutu, 2007-09	1,963

FS GAME-BY-GAME

2017 OFFENSE GAME-BY-GAME

RUSHING

Game	Att.	Yds.	TD	Long
UIW	40	199	4	30
@ALA	22	58	0	15
@UW	31	119	0	19
NEV	38	192	1	19
@SJSU	51	212	3	15
UNM	36	227	2	57
@SDSU	38	199	3	26
UNLV	34	140	2	13
BYU	40	141	2	9
@UH	36	175	0	19
@WYO	45	147	0	16
BSU	30	99	1	13
@BSU	35	137	2	22

PASSING

Game	Passes	Yds.	TD	Long
UIW	23	414	4	65
@ALA	41	216	1	30
@UW	36	194	1	23
NEV	32	312	3	63
@SJSU	26	136	0	45
UNM	23	299	3	75
@SDSU	16	176	0	48
UNLV	27	152	0	31
BYU	20	174	0	50
@UH	36	226	4	34
@WYO	23	186	1	44
BSU	36	332	2	81
@BSU	34	172	0	22

2017 DEFENSE GAME-BY-GAME

RUSHING DEFENSE

Game	Att.	Yds.	TD	Long
UIW	27	-30	0	11
@ALA	39	305	3	55
@UW	30	92	2	28
NEV	23	61	1	14
@SJSU	33	108	0	18
UNM	37	109	0	14
@SDSU	39	165	0	45
UNLV	44	173	2	21
BYU	27	134	1	22
@UH	37	118	0	14
@WYO	28	77	0	8
BSU	31	107	1	21
@BSU	38	109	2	15

PASSING DEFENSE

Game	Passes	Yds.	TD	Long
UIW	31	155	0	34
@ALA	27	192	2	24
@UW	28	328	4	73
NEV	31	253	2	40
@SJSU	26	97	1	16
UNM	30	213	0	44
@SDSU	23	90	0	13
UNLV	29	155	0	19
BYU	43	214	0	27
@UH	31	154	2	18
@WYO	33	231	1	41
BSU	36	294	1	45
@BSU	32	255	0	59

SACKS/TFLS

Game	Sacks	Yds.	TFL	Yds.
UIW	2	20	9.0	45
@ALA	1	8	4.0	19
@UW	1	6	10.0	25
NEV	3	23	5.0	31
@SJSU	4	24	9.0	33
UNM	2	8	5.0	15
@SDSU	5	30	9.0	42
UNLV	0	0	7.0	10
BYU	0	0	3.0	5
@UH	5	29	8.0	35
@WYO	1	6	2.0	7
BSU	2	20	5.0	27
@BSU	4	13	6.0	17



FRESNO STATE MW RANKINGS

3rd Down Conversion Pct Defense (12 ranked)	1
4th Down Conversion Pct (12 ranked)	1
Fumbles Lost (12 ranked)	1
Scoring Defense (12 ranked)	1
Tackles for Loss Allowed (12 ranked)	1
Team Sacks (12 ranked)	1
4th Down Conversion Pct Defense (12 ranked)	2
Rushing Defense (12 ranked)	2
Sacks Allowed (12 ranked)	2
Total Defense (12 ranked)	2
Turnovers Lost (12 ranked)	2
First Downs Defense (12 ranked)	3
Passes Had Intercepted (12 ranked)	3
Red Zone Offense (12 ranked)	3
Team Passing Efficiency Defense (12 ranked)	3
Team Tackles for Loss (12 ranked)	3
Completion Percentage (12 ranked)	4
Fewest Penalty Yards Per Game (12 ranked)	4
Fumbles Recovered (12 ranked)	4
Turnovers Gained (12 ranked)	4
Turnover Margin (12 ranked)	4
Fewest Penalties Per Game (12 ranked)	5
Fewest Penalties (12 ranked)	5
First Downs Offense (12 ranked)	5
Kickoff Returns (12 ranked)	5
Kickoff Return Defense (12 ranked)	5
Passing Offense (12 ranked)	5
Passing Yards Allowed (12 ranked)	5
Team Passing Efficiency (12 ranked)	5
Passing Yards per Completion (12 ranked)	6
Passes Intercepted (12 ranked)	7
Time of Possession (12 ranked)	7
Red Zone Defense (12 ranked)	8
Rushing Offense (12 ranked)	8
Scoring Offense (12 ranked)	8
3rd Down Conversion Pct (12 ranked)	9
Total Offense (12 ranked)	9
Net Punting (12 ranked)	9
Punt Returns (12 ranked)	9
Punt Return Defense (12 ranked)	10

HOUSTON AAC RANKINGS

Completion Percentage (12 ranked)	1
3rd Down Conversion Pct (12 ranked)	2
Red Zone Defense (12 ranked)	2
Rushing Defense (12 ranked)	2
Scoring Defense (12 ranked)	2
Team Passing Efficiency Defense (12 ranked)	2
3rd Down Conversion Pct Defense (12 ranked)	3
Fewest Penalties (12 ranked)	3
Kickoff Returns (12 ranked)	3
Net Punting (12 ranked)	3
Fewest Penalties Per Game (12 ranked)	4
Fewest Penalty Yards (12 ranked)	4
Fewest Penalty Yards Per Game (12 ranked)	4
Passes Intercepted (12 ranked)	4
Red Zone Offense (12 ranked)	4
Team Passing Efficiency (12 ranked)	4
Team Sacks (12 ranked)	4
Total Defense (12 ranked)	4
First Downs Defense (12 ranked)	5
Punt Return Defense (12 ranked)	5
Sacks Allowed (12 ranked)	5
Team Tackles for Loss (12 ranked)	5
Total Offense (12 ranked)	5
Turnovers Gained (12 ranked)	5
Passing Offense (12 ranked)	6
Scoring Offense (12 ranked)	7
Turnover Margin (12 ranked)	7
Kickoff Return Defense (12 ranked)	8
Passing Yards Allowed (12 ranked)	8
Punt Returns (12 ranked)	8
Rushing Offense (12 ranked)	8
Tackles for Loss Allowed (12 ranked)	8
Fumbles Recovered (12 ranked)	9
Passes Had Intercepted (12 ranked)	9
Time of Possession (12 ranked)	9
4th Down Conversion Pct Defense (12 ranked)	10
Turnovers Lost (12 ranked)	10
4th Down Conversion Pct (12 ranked)	11
Passing Yards per Completion (12 ranked)	11
First Downs Offense (12 ranked)	12
Fumbles Lost (12 ranked)	12

'Dogs finding success with rushing offense

The Bulldogs are 8-2 this season when outrushing their opponent. The 'Dogs, who are averaging 156.8 yards per game on the ground, have run for 2,039 yards on the season.

→ The loss to Boise State in the Mountain West Championship game marked Fresno State's first loss

when outrushing its opponent since Sept. 16 at No. 6 Washington. The 'Dogs outgained the Broncos on the ground 137 to 109; the 'Dogs outgained the Huskies 119 to 92.

→ Fresno State's Nov. 25 win vs. Boise State was the first Fresno State win this season when the 'Dogs were outrushed by their opponent. Fresno State was outgained on the ground in both losses to Alabama and UNLV.

→ Eclipsing 2,000 rushing yards last time out marked the first time since 2014 the Bulldogs have done so - also the last season the 'Dogs qualified for a bowl game. That 2014 team was led by Marteze Waller, who departed Fresno State as the program's fourth-leading rusher in school history. The 2017 rushing game has been a collective effort between three backs that have carried the workload, manufacturing 1,601 yards between them.

→ The 2017 season marks the most games the 'Dogs have outrushed their opponent in a single season since joining the MW in 2012. Fresno State has combined to do it 32 times over the last six seasons with a 26-6 record in such games.

An offensive line for the ages

Following a challenging 2016 season for the offensive line, allowing 31 sacks (2.58 per game), the 2017 team regrouped behind the addition of offensive line coach Ryan Grubb, redshirt freshman Netane Muti and 65 career starts between four returning linemen, and became one of the most dominant lines in the nation in 2017.

Fresno State allowed just seven sacks through 12 regular season games; the unit allowed nine sacks over 13 games, equaling 0.69 sacks allowed per game, which ranks No. 5 in the nation. There were just five other teams that held its opponent under 1.00 sacks per game (Army, Marshall, Appalachian State, Colorado State and Mississippi State) in 2017.

→ The 'Dogs have allowed more than one sack in a game just twice in 2017 (Alabama/at Boise State).

→ Fresno State held six opponents without a sack this season.

SEASON STARTS BY POSITION - OFFENSIVE LINE (ACTIVE PLAYERS)

	2017	2016	2015
Left Tackle	Christian Cronk (13)	Christian Cronk (12)	
Left Guard	Netane Muti (13)	Aaron Mitchell (4)	Aaron Mitchell (12)
		Logan Hughes (5)	
Center	Aaron Mitchell (13)	Aaron Mitchell (8)	
Right Guard	Micah St. Andrew (13)	Micah St. Andrew (12)	Micah St. Andrew (5)
Right Tackle	David Patterson (13)	David Patterson (12)	

Staying ahead of the chains

An offensive line sets the tone, and Fresno State's has come together this season to do just that. This week's matchup pits the Bulldogs' offensive line that ranks No. 2 in the nation in tackles for loss allowed (3.08 per game) and No. 5 in sacks allowed (0.69 per game) vs. a Houston defense that ranks No. 62 in sacks (2.00 per game) in the FBS and No. 39 (6.7 per game) in the nation in tackles for loss. While the team numbers may not be show-stopping, the Cougars present the task of blocking Ed Oliver, the Outland Trophy winner and the American's Defensive Player of the Year. Oliver leads the nation with a career average of 1.54 tackles for loss per game, totaling 37.5 tackles for loss in only 24 games played.

→ At San Diego State, Fresno State did not allow a tackle for loss for the first time since traveling to Nebraska on September 10, 2011.



Defensive Turnaround

Fresno State's defense has performed well in its first season in the 4-3 defense that head coach Jeff Tedford and defensive coordinator Orlando Steinauer brought to Fresno State. The Bulldogs rank first in the Mountain West in scoring defense, and are second in rushing defense and total defense. Here is a look at the Bulldogs' improvement on defense from last season.

Category	----- 2016 -----		----- 2017 -----	
	Stats	National Rank	Stats	National Rank
Rushing Yds/Game	247.4	123	116.6	15
Passing Yds/Game	167.7	5	202.4	38
Total Defense	415.1	68	319.0	16
Scoring Defense	30.9	83	17.2	9
Pass Efficiency Defense	143.29	105	119.59	36
Opp 3RD-DN Conversion	41.2	80	33.5	28
Sacks	14	117	32	33
Interceptions	5	117	8	86
Fumbles Recovered	4	116	11	14
Turnovers Gained	9	126	19	50
Turnover Margin	-0.75	117	0.62	25

Who wins this, usually wins...

The turnover battle. Who wins the turnover battle will decide the game's winner more times than not. Fresno State has won the turnover battle seven times in 2017 and has six of its nine wins in those games (6-1).

→ The Bulldogs' three other wins came when the turnover battle was split against Nevada (3-3), Hawai'i (2-2) and Boise State (0-0), respectively.

→ The Bulldogs' lone loss when having more takeaways was at Washington (2-1). Both of Fresno State's fumble recoveries came in the second half after the Huskies already led 48-7.

→ In three of the Bulldogs' four losses, they have been outscored in points off turnovers (3-0, 7-6, 7-0), while neither team scored off turnovers in the fourth.

	Turnovers Gained/Lost	TO Battle	Game Result
Incarnate Word:	2/0	Won	Won
Alabama:	0/1	Lost	Lost
Washington:	2/1	Lost	Lost
Nevada:	3/3	Tied	Won
San Jose State:	4/0	Won	Won
New Mexico:	2/1	Won	Won
San Diego State:	1/0	Won	Won
UNLV:	0/1	Lost	Lost
BYU:	1/0	Won	Won
Hawai'i:	2/2	Tied	Won
Wyoming:	2/1	Won	Won
Boise State:	0/0	Tied	Won
Boise State:	0/1	Lost	Lost
TOTAL:	19/11	6-4-3	9-4

3rd and 4th downs vs. the Bulldog D

- In opposing third-down conversions, Fresno State ranks first in the MW with a rate of 33.5 percent (61-of-182) allowed, a stat which ranks No. 28 in the FBS.
- In opposing fourth-down conversions, the Bulldogs' have held teams to a 27.3 percent (6-of-22) conversion rate which ranks No. 6 in the FBS.
- In six fourth-down conversions against Fresno State, four have resulted in points for the opposition (Alabama 7, UNLV 10, Hawai'i 7).
- During the final game of the regular season, Boise State was the seventh team to attempt a fourth down against the Bulldogs defense and come up empty. The two failed conversions moved the Broncos to last in the FBS (No. 129) at 12.5 percent (2-of-16). The Broncos opted to punt on fourth downs a week later in the Mountain West championship game.
- The 'Dogs have stopped opponents on 4th-and-1 four times; they have stopped opponents on eight different occasions when they needed 3-yards or less.

Opponent 3rd downs

Incarnate Word:	3-of-16
Alabama:	4-of-10
Washington:	3-of-7
Nevada:	5-of-17
San Jose State:	5-of-13
New Mexico:	2-of-14
San Diego State:	6-of-16
UNLV:	5-of-15
BYU:	7-of-14
Hawai'i:	7-of-15
Wyoming:	2-of-14
Boise State:	6-of-14
Boise State:	6-of-17
TOTAL:	61-of-182 (33.5%)

Opponent 4th downs

Incarnate Word:	0-of-1
Alabama:	1-of-1
Washington:	0-of-1
Nevada:	0-of-3
San Jose State:	0-of-1
New Mexico:	0-of-2
San Diego State:	1-of-2
UNLV:	2-of-2
BYU:	0-of-2
Hawai'i:	1-of-2
Wyoming:	1-of-3
Boise State:	0-of-2
Boise State:	0-of-0
TOTAL:	6-of-22 (27.3%)

All 16 Fresno State 4th down stops...

Opp.	Distance	Outcome
IWU	4th-8	safety, -23 yds.
UW	4th-Goal (3)	rush, 1-yd.
Nev.	4th-8	sack, -9 yds.
Nev.	4th-3	Inc. pass
Nev.	4th-8	rush, 5 yds.
SJSU	4th-10	sack, -7 yds.
UNM	4th-2	rush, -3 yds.
UNM	4th-Goal (3)	Inc. pass
SDSU	4th-16	Inc. pass
BYU	4th-1	rush, no gain
BYU	4th-1	Inc. pass
UH	4th-7	Inc. pass
Wyo.	4th-1	rush, no gain
Wyo.	4th-10	rush, no gain
BSU	4th-1	rush, no gain
BSU	4th-10	sack, -10 yds.

FRESNO STATE FBS RANKINGS

Tackles for Loss Allowed (129 ranked)	2
Sacks Allowed (129 ranked)	5
4th Down Conversion Pct Defense (129 ranked)	6
Scoring Defense (129 ranked)	9
Turnovers Lost (129 ranked)	9
Passes Had Intercepted (128 ranked)	13
Fumbles Recovered (129 ranked)	14
Rushing Defense (129 ranked)	15
Fumbles Lost (129 ranked)	16
Total Defense (129 ranked)	16
4th Down Conversion Pct (129 ranked)	20
Kickoff Return Defense (129 ranked)	25
Turnover Margin (129 ranked)	25
Red Zone Offense (129 ranked)	27
3rd Down Conversion Pct Defense (129 ranked)	28
Fewest Penalty Yards Per Game (129 ranked)	31
Fewest Penalties Per Game (129 ranked)	33
Team Sacks (128 ranked)	33
First Downs Defense (129 ranked)	35
Time of Possession (129 ranked)	35
Team Passing Efficiency Defense (129 ranked)	36
Passing Yards Allowed (129 ranked)	38
Fewest Penalty Yards (129 ranked)	39
Team Passing Efficiency (129 ranked)	44
Fewest Penalties (129 ranked)	48
Kickoff Returns (129 ranked)	48
Turnovers Gained (129 ranked)	50
Completion Percentage (129 ranked)	53
Passing Yards per Completion (129 ranked)	53
Team Tackles for Loss (129 ranked)	54
Red Zone Defense (129 ranked)	58
Passing Offense (129 ranked)	66
Punt Returns (129 ranked)	73
First Downs Offense (129 ranked)	73
Rushing Offense (129 ranked)	78
Scoring Offense (129 ranked)	78
Total Offense (129 ranked)	83
Passes Intercepted (128 ranked)	86
Net Punting (129 ranked)	95
3rd Down Conversion Pct (129 ranked)	100
Punt Return Defense (129 ranked)	124

HOUSTON FBS RANKINGS

Completion Percentage (129 ranked)	2
3rd Down Conversion Pct (129 ranked)	18
Kickoff Returns (129 ranked)	21
Red Zone Defense (129 ranked)	21
Sacks Allowed (129 ranked)	25
Passes Intercepted (128 ranked)	27
Total Offense (129 ranked)	35
Team Passing Efficiency (129 ranked)	36
Passing Offense (129 ranked)	38
Team Tackles for Loss (129 ranked)	39
Scoring Defense (129 ranked)	39
Team Passing Efficiency Defense (129 ranked)	39
Net Punting (129 ranked)	42
Punt Return Defense (129 ranked)	43
Fewest Penalties (129 ranked)	45
Rushing Defense (129 ranked)	47
Red Zone Offense (129 ranked)	48
Turnovers Gained (129 ranked)	50
Fewest Penalty Yards (129 ranked)	52
Rushing Offense (129 ranked)	54
Team Sacks (128 ranked)	62
Tackles for Loss Allowed (129 ranked)	63
Fewest Penalties Per Game (129 ranked)	64
Scoring Offense (129 ranked)	67
First Downs Defense (129 ranked)	70
Fewest Penalty Yards Per Game (129 ranked)	71
3rd Down Conversion Pct Defense (129 ranked)	72
Kickoff Return Defense (129 ranked)	73
Passes Had Intercepted (128 ranked)	75
Total Defense (129 ranked)	83
Turnover Margin (129 ranked)	86
First Downs Offense (129 ranked)	88
4th Down Conversion Pct (129 ranked)	93
Fumbles Lost (129 ranked)	93
Turnovers Lost (129 ranked)	93
Fumbles Recovered (129 ranked)	100
4th Down Conversion Pct Defense (129 ranked)	105
Time of Possession (129 ranked)	106
Passing Yards per Completion (129 ranked)	108
Punt Returns (129 ranked)	115
Passing Yards Allowed (129 ranked)	118



Getting defensive

Under first-year defensive coordinator Orlando Steinauer, the Bulldogs have gone from being ranked No. 83 in the FBS in 2016 in scoring defense to No. 9 in 2017 with a differential of -13.7 points per game from the previous season. With an average of 17.2 points allowed per game, this year's 'Dogs are giving up their least amount of points per game since 1988 when the team allowed 14.1 per game.

→ During the last 30 years, only four Fresno State defenses have held teams to below 20 points per contest.

→ The three Bulldog defensive units to hold teams to below 20 points per game each helped their teams finish with at least 10 wins.

HISTORY OF HOLDING OPPONENTS UNDER 20.0 PPG

Year	PPG Allowed	Record
1988	14.1	10-2
1989	18.3	11-1
1991	17.8	10-2
2017	17.2	?

Jeffrey Allison hits the century mark

The Bulldogs' sophomore middle linebacker, who has two MW Defensive Player of the Week honors on his resume this season, eclipsed 100 tackles during the regular-season finale, and currently sits at 113. Allison is the fourth Bulldog to surpass 100 tackles in a single season since 2009, joining Stratton Brown and Jeff Camilli of the 2016 squad, and Ben Jacobs from the 2009 team. Will linebacker George Helmuth has the second-most tackles on the team with 83, 30 less than his counterpart, Allison.

→ With three tackles against Houston, Allison will have the most tackles in a season at Fresno State since 2007 when Marcus Riley made 132 stops.

→ With seven tackles in the bowl game, Allison will crack the top 10 at Fresno State for tackles in a single season. This comes on the heels of recording just 21 in 2016 as a freshman. Chris Peters (1992) sits at No. 10 on the list with 119.5, while A.J. Glass (1997) is within reach at No. 9 with 123.

TACKLES (SEASON)

Player, Year	Solo	Asts	Total
1. Omar Stoutmire, 1995	111	87	198
2. Ron Papazian, 1993	94	64	158
3. A.J. Gass, 1996	82	68	150
4. Brad Bell, 1993	68	76	144
5. Ron Papazian, 1994	79	60	139
6. Chris Peters, 1993	80	56	136
7. Zack Rix, 1992	69.5	64	133.5
8. Marcus Riley, 2007	64	68	132
9. A.J. Gass, 1997	76	47	123
10. Chris Peters, 1992	48.5	71	119.5

Youthful foundation

For the last eight games, Fresno State's defensive backfield has looked the same with Jaron Bryant and Tank Kelly on the outside and Mike Bell and Juju Hughes in the middle. With one junior and three sophomores starting in the group, it is one of the Bulldogs' youngest position groups and is one of their brightest in terms of production. Heading into 2017, none of the four had recorded an interception in their collegiate careers. This season, they have accounted for six of the team's eight picks after Tank Kelly grabbed his first career INT on Nov. 11 to seal the Bulldogs' win at Hawai'i.

→ Seven of Fresno State's interceptions in 2017 have come from players who had never recorded an INT at the Division I level (Mike Bell, Jaron Bryant, Sherman Coleman Jr., Juju Hughes, Tank Kelly). Only Johnny Johnson Jr., had previously recorded an INT at the D-I level, grabbing one in 2015 while playing for UCLA.

Pushing opponents backward

Through 13 games, the Bulldogs have totaled 81 tackles for loss. The Bulldogs' 6.2 TFLs per game rank No. 54 in the FBS and No. 3 in the MW in 2017.

- Fresno State produced a season-high 10 TFLs at No. 6 Washington - the most by a Bulldog team since Nov. 29, 2014 vs. Hawai'i (11). It is also the most TFLs Washington has allowed through 12 games in 2017.
- The Bulldogs' 71 solo TFLs are the 16th-most in the FBS.
- 20 Bulldogs have recorded at least a half tackle for a loss this season.
- Eight 'Dogs have four or more TFLs with senior Robert Stanley leading the team with 10.5.

Senior conversions

After playing linebacker for three seasons, seniors Tobenna Okeke and Robert Stanley each made the move to defensive end during fall camp. The transition has been a benefit to the 'Dogs new 4-3 defensive scheme as it has allowed the two to use their athleticism to put teams behind the sticks. Stanley leads the team with 10.5 tackles for loss, while Okeke is tied for the team lead in sacks with five.

- Okeke recorded a three-sack, two-forced fumble outing at Hawai'i on Nov. 11.
- Okeke ranks No. 2 in the MW in forced fumbles per game (0.23) and total fumbles with three.
- The senior from Missouri City, Texas entered 2017 with five sacks and 8.5 TFLs in 34 games.
- Stanley entered 2017 without a sack in his career (has four in 2017) and only three TFLs (has 10.5 in 2017).
- Stanley, the Las Vegas native, ranks No. 23 in the FBS with two fumble recoveries.



Total Defense

Over 13 games, only two opponents' final point total was above their end of season scoring average (Alabama, Washington). On six occasions, Fresno State held their opponent to better than two touchdowns below their season average. The Bulldogs held San Diego State to a season-best 27.4 points below its average.

Alabama was the Bulldogs' only opponent this season to surpass its season rushing average. Of the 12 opponents which the 'Dogs held below their averages, seven were held more than 50 yards below their average. Fresno State held New Mexico to a season-best 126.4 yards below its average.

On seven occasions, Fresno State held teams below their season averages through the air. The Bulldog secondary held San Jose State to a season-best 101 yards passing below its average.

→ Fresno State has held four of its 12 opponents under 300 yards total offense and nine of its 12 opponents under 340 yards.

Force in the middle

Often used as run stuffers and players who take on blocks to open up lanes for linebackers, Malik Forrester has redefined himself this season on the interior of Fresno State's four-man defensive front. A nose guard a season ago in a 3-4, the senior from Annapolis, Maryland leads all Mountain West interior lineman with five solo sacks after the formation change. Of his five solo sacks, two have come in the last two games, the first being a safety on Boise State's final offensive play on senior day in Fresno, and the second during the MW championship game in which he shifted to the edge.

Sunday's game features two active interior defensive lineman as Houston has 2017 Outland Trophy Award winner Ed Oliver who has accounted for only a half sack more this season than Forrester's five.

Camacho climbing single-season charts

If senior kicker Jimmy Camacho can connect on two field goals at the Hawai'i Bowl, the 2017 second-team All-Mountain West selection can tie the single season program record for made field goals. Camacho is 21-of-26 this season; Asen Asparuhov set the program record in 2001 with 23 makes, and matched his own record again in 2002.

Connecting on 38-of-39 PATs and 21-of-26 field goals, Camacho has amassed 101 points on the season which places him in a tie for seventh in scoring by a kicker in a single season.

- Camacho owns the fourth-most made field goals in the FBS and the most made field goals in the Mountain West (21).
- Camacho is averaging 1.62 field goals per game, ranking 14th-best in the FBS.
- Camacho owns the second-most points scored by a kicker in the Mountain West (101).
- Camacho has made a field goal in 12-of-13 games this season; He went 0-for-1 in the Mountain West Championship game.

Scoring By Kickers (Season)

	Player, Year	PAT-Att	FG-Att	LK	Pts
1.	Asen Asparuhov, 2001	60-62	23-32	48	129
2.	Asen Asparuhov, 2002	43-43	23-30	52	112
3.	Barry Belli, 1985	53-56	18-26	55	107
4.	Kevin Goessling, 2010	42-44	21-26	52	105
5.	Colin McGuire, 2013	71-74	11-16	47	104
6.	Kevin Goessling, 2009	55-55	15-16	51	100
T7.	Jimmy Camacho, 2017	38-39	21-26	50	101
T7.	Steve Loop, 1988	47-48	18-27	51	101
9.	Derek Mahoney, 1991	66-67	11-15	44	99
10.	Brett Visintainer, 2003	35-35	21-28	47	98

H-Town Connections

There are nine Bulldogs on the Fresno State roster that hail from the Lone Star State, and of those nine, five are from the Houston area.

Houston, Texas		Westside High School	
Fresno St.	Sherman Coleman, Jr. (Jr.), Westside HS	Fresno St.	Sherman Coleman, Jr. (Jr.), Houston, TX
UH	20 players	UH	Payton Turner (Fr.), Houston, TX
Galena Park, Texas		Galena Park High School	
Fresno St.	Tank Kelly (Jr.), Galena Park HS	Fresno St.	Tank Kelly (Jr.), Galena Park, TX
UH	Emeka Egbule (Jr.), North Shore HS	UH	None
Pearland, Texas		Pearland Dawson High School	
Fresno St.	Saevion Johnson (RFr.), Pearland Dawson HS	Fresno St.	Saevion Johnson (RFr.), Pearland, TX
UH	Austin Robinson (Sr.), Episcopal HS	UH	None
UH	Ryan Deshotel (So.), Pearland HS		
Missouri City, Texas		Elkins High School	
Fresno St.	Tobenna Okeke (Sr.), Elkins HS	Fresno St.	Tobenna Okeke (Sr.), Missouri City, TX
UH	Leroy Godfrey (So.), Elkins HS	UH	Leroy Godfrey (So.), Missouri City, TX
UH	Khalil Williams (Sr.), Hightower HS		
UH	Matthew Adams (Sr.), Hightower HS		
UH	Joel Williams (Jr.), Hightower HS		
UH	Josh Burrell (So.), Ridge Point HS		
Katy, Texas		Cinco Ranch High School	
Fresno St.	Trent Soechting (Jr.), Cinco Ranch HS	Fresno St.	Trent Soechting (Jr.), Katy TX
UH	Blake Hirsh (Jr.), Cinco Ranch HS	UH	Blake Hirsch (Jr.), Katy, TX
UH	Collin Wilder (So.), Katy HS		
UH	Parker Eichenberger (Fr.), Katy HS		
UH	Kyle Postma (Sr.), Seven Lakes HS		



First time participation/true freshmen starters

- Thirty-four Bulldogs have seen their first game action while at Fresno State this season.
- 14 players have seen their first career starts in a Bulldog uniform this season.
- 17 freshmen have seen action for the first time, including seven true freshmen.

First Time Starters

1. RB Ronnie Rivers (Fr.)
2. RB Jordan Mims (Fr.)
3. DT Kevin Atkins (RFr.)
4. OL Netane Muti (RFr.)
5. DB Juju Hughes (So.)
6. DB Jaron Bryant (So.)
7. TE Jared Rice (So.)
8. LB Jeffrey Allison (So.)
9. LB George Helmuth (Jr.)
10. QB Marcus McMaryion (Jr.)
11. RB Dejonte O'Neal (Jr.)

12. WR Namani Parker (Jr.)

13. LB Justin Green (Sr.)
14. DB Johnny Johnson Jr. (Sr.)

First Game Action

1. LB Richard Cage (Fr.)
2. DE Damien DeGruy (Fr.)
3. RB Jordan Mims (Fr.)
4. DB Arron Mosby (Fr.)
5. RB Ronnie Rivers (Fr.)
6. OL Syrus Tuitele (Fr.)
7. OL Quireo Woodley (Fr.)
8. DT Kevin Atkins (RFr.)

9. TE Donte Coleman (RFr.)
10. LB Tainoa Foster (RFr.)
11. DB Kenny Gagnon (RFr.)
12. DE Kevin Jeanniton (RFr.)
13. RB Saevion Johnson (RFr.)
14. OL Netane Muti (RFr.)
15. RB Deonte Perry (RFr.)
16. LS Jacob Westberry (RFr.)
17. LB Andrew Wright (RFr.)
18. WR Derrion Grim (So.)
19. DT Keiti Iakopo (So.)
20. DB Ka'Lonn Milton (RSo.)
21. OL Markus Boyer (Jr.)

22. WR Brian Burt (Jr.)
23. DB Sherman Coleman Jr. (Jr.)
24. WR Anthony Grayson (Jr.)
25. TE Gunner Javernick (Jr.)
26. DE Kwami Jones (Jr.)
27. LB Kesomi Mafi (Jr.)
28. DB Maamaloa Mafi (Jr.)
29. QB Marcus McMaryion (Jr.)
30. DE Emeka Ndoh (Jr.)
31. WR Namani Parker (Jr.)
32. OL Shane Game (RJR.)
33. DB Johnny Johnson Jr. (Sr.)
34. DB Ronnie Manning (Sr.)

Classroom Excellence

On July 18, three Bulldog football student-athletes were named Mountain West Scholar-Athlete from the 2016-17 academic year. MW scholar-athletes must own a 3.5 cumulative grade point average or better.

LB Jeffrey Allison – Criminology (Law Enforcement)

TE Kyle Hendrickson – MCJ (Public Relations)

LB Trent Soechting – Construction Management

→ Two Bulldogs enter 2017 with Fresno State bachelor's degrees: K Jimmy Camacho and DT Nathan Madsen.

→ QB Marcus McMaryion also owns a bachelor's degree, it was earned at Oregon State.

Summer strides

Nine Bulldogs went 6-for-6 with PR's at their end-of-summer testing. Those nine were Aaron Mitchell, Kyle Riddering, Jaron Bryant, Jackson Finch, Malik Forrester, Trent Soechting, Andrew Wright, Blake Cusick and Netane Muti. Those tests are in the bench press, back squat, power clean, 225 lbs. reps, broad jump and vertical jump.

They played who back-to-back ?

Fresno State played back-to-back games during nonconference action against teams that played in the College Football Playoff in 2016, at Alabama and at Washington. The Bulldogs traveled to Tuscaloosa on Sept. 9 for a contest at No. 1 Alabama and fell 41-10, and the following weekend, in Seattle on Sept. 16, fell 48-16 to No. 6 Washington. Looking back on teams' previous schedules since the CFP started, it can be argued that no Group of 5 team has faced a tougher schedule in that time. In the three seasons that preceded the inaugural CFP playoff, there have only been three other teams that have had to face two reigning CFP programs in the same season - Auburn (SEC), Florida (SEC) and Florida State (ACC).

Fresno State

2017—at Alabama, at Washington

Florida State

2017—at Clemson, vs. Alabama

Florida

2015—Florida State, vs. Alabama

Auburn

2017—at Clemson, Alabama

2016—Clemson, at Alabama

→ The Bulldogs' matchups with then-ranked No. 1 Alabama (week 2 rankings) and then-ranked No. 6 Washington (week 3 rankings) marked the first time in program history Fresno State played Top 10 opponents in back-to-back weeks. It was the third time in a season that Fresno State played two teams in the top 10 in the same season. The 'Dogs hosted No. 10 Wisconsin and went to No. 8 Boise State in 2008 and traveled to No. 10 Nebraska and hosted No. 5 Boise State in 2011.

Fresno State vs. No. 1 ranked teams

The Bulldogs faced the nation's No. 1-ranked team for the third time in the program's history on Sept. 9. The Alabama Crimson Tide defeated Fresno State 41-10 in front of 101,127 fans at Bryant-Denny Stadium and the Bulldogs dropped to 0-3 all-time against top-ranked teams. The two previous occasions were against USC in 2005, falling 50-42, and against Oklahoma in 2003, dropping that contest 52-28. Interestingly enough, those two seasons (2003/2005) are also the only times that Fresno State has played the eventual Heisman Trophy winner in a season as OU quarterback Jason White picked up the hardware in 2003 and USC running back Reggie Bush took home the award in 2005.

Fresno State honors Derek Carr

At Fresno State's 2017 season opener, Derek Carr was in attendance to have his jersey retired - becoming the seventh person such honoree in program history. He joins the likes of his brother David Carr, as well as Trent Dilfer, Henry Ellard, Dale Messer, Vince Petrucci and Kevin Sweeney. His brother David, and family, were in attendance, as well as Fresno State alum and close friend Paul George.

→ Fresno State is the only school that can claim selections for the NFL Pro Bowl (Derek Carr), NBA All-Star Game (Paul George) and MLB All-Star Game (Aaron Judge) from the last calendar year.



Bulldogs in the NFL

Ten former 'Dogs have seen action this season in the NFL, below is a look how each have performed entering week 15 (stats as of Dec 13).

Davante Adams, WR, Packers - Adams has had a standout season for the Green Bay Packers this season leading the team with 69 receptions (12th in the NFL) for 828 yards (17th in the NFL) and is tied for second in the NFL with nine receiving touchdowns.

Derek Carr, QB, Raiders - Appearing in 12 games this season for the Oakland Raiders, the former Bulldog gunslinger has passed for 2,942 yards (13th in the NFL) and 18 touchdowns (tied for 14th in the NFL) while completing 63.8 percent of his passes. The 2016 Pro Bowler has tossed over 200 yards in nine games and multiple touchdowns in four contests.

Chris Carter, LB, Redskins - Carter, in his first season with the Redskins, has played in all 13 games this season totaling seven tackles, four solo, as the Redskins are 5-8 on the season.

Tyler Davison, DT, Saints - Davison has started all 13 games along the defensive line this season for the New Orleans Saints totaling 25 tackles, 18 solo, while adding two quarterback hits, one pass defended and one tackle for loss as the Saints are 9-4 on the season.

Ben Jacobs, LB, Panthers - Jacobs has seen action in all 13 games on special teams for the Panthers totaling five tackles, three solo, as Carolina sports a 9-4 record.

Curtis Riley, DB, Titans - Riley has played in six games this season for the Titans before being sidelined by injury late in the season. Overall, he has played in six games totaling 12 tackles, eight solo, adding an interception and a pass defended.

Derron Smith, DB, Browns - Smith has played in four games for the Cleveland Browns after signing on Nov. 9 tallying one tackle on special teams after appearing in three games earlier this season with the Cincinnati Bengals, where he totaled one tackle.

Charles Washington, Lions - Washington has played in all 13 games for the Detroit Lions this season tallying 13 tackles, including 10 solo, and has one tackle for loss as the Lions are 7-6 on the season.

Kenny Wiggins, OL, Chargers - Wiggins has started all 13 games at right guard this season for the LA Chargers who feature the No. 5 total offense in the NFL averaging 372.7 yards per game. The Chargers, who sit in a tie for the AFC West lead with a 7-6 record, have the No. 3 passing offense in the NFL averaging 273.2 yards per game and average 22.9 points per game.

Practice Squad

OL Cody Wichmann, Tennessee Titans - Wichmann has been on the Titans' practice squad since Sept. 12.

Inactive

Bryce Harris, OT, Saints/Lions - Harris played two games this season with the New Orleans Saints before being released and picked up by both the Detroit Lions and San Francisco 49ers. After he was let go by the 49ers, the Saints picked him back up on Nov. 6 before releasing him, without playing a game, on Nov. 18.

'Dogs with NFL Ties

When it comes to NFL lineage, 10 current Bulldogs have at least one relative who either played in or is currently playing in the NFL. Two 'Dogs, Austin Harper and Leavel Tatum III, each have two family members who have spent time in the league. The 12 players have combined for seven Pro Bowl selections and one All-Pro honor.

Markus Boyer – Mark Boyer (father) 8 seasons

Austin Harper – T.J. Ward (cousin) 7 seasons, Terron Ward (cousin) 2 seasons

Kyle Hendrickson – Steve Hendrickson (father) 7 seasons

Keiti Iakopo – Kelly Talavou (cousin) 3 seasons

Ronnie Manning – Ricky Manning (uncle) 7 seasons

Talalemotu Mauga – Josh Mauga (brother) 7 seasons

Ka'Lonn Milton – Kevin Hardy (uncle) 9 seasons

Ronnie Rivers – Ron Rivers (father) 7 seasons

Robert Stanley – Ronnie Stanley (brother) 1 season

Leavel Tatum III – Jack Tatum (uncle) 10 seasons, Vestee Jackson (uncle) 8 seasons

BOWL HISTORY

Little All-American Bowl	Dec. 25, 1937
W, 27-26 - vs. Arkansas State	
Pineapple Bowl	Jan. 1, 1941
W, 3-0 - vs. Hawai'i	
Raisin Bowl	Jan. 1, 1946
L, 13-12 - vs. Drake	
Mercy Bowl I	Nov. 23, 1961
W, 36-6 - vs. Bowling Green	
Camellia Bowl	Dec. 14, 1968
L, 29-14 - vs. Humboldt State	
Mercy Bowl II	Dec. 11, 1971
L, 17-14 - vs. Cal State Fullerton	
California Bowl II	Dec. 18, 1982
W, 29-28 - vs. Bowling Green	
California Bowl V	Dec. 14, 1985
W, 51-7 - vs. Bowling Green	
California Bowl VIII	Dec. 10, 1988
W, 35-10 - vs. Western Michigan	
California Bowl IX	Dec. 9, 1989
W, 27-6 - vs. Ball State	
California Bowl XI	Dec. 14, 1991
L, 28-21 - vs. Bowling Green	
Freedom Bowl IX	Dec. 29, 1992
W, 24-7 - vs. USC	
Aloha Bowl	Dec. 25, 1993
L, 41-30 - vs. Colorado	
Las Vegas Bowl	Dec. 18, 1999
L, 17-16 - vs. Utah	
Silicon Valley Football Classic	Dec. 31, 2000
L, 37-34 - vs. Air Force	
Silicon Valley Football Classic II	Dec. 31, 2001
L, 44-35 - vs. Michigan State	
Silicon Valley Football Classic III	Dec. 31, 2002
W, 30-21 - vs. Georgia Tech	
Silicon Valley Football Classic IV	Dec. 30, 2003
W, 17-9 - vs. UCLA	
MPC Computers Bowl	Dec. 27, 2004
W, 37-34, OT - vs. No. 18 Virginia	
47th Auto Zone Liberty Bowl	Dec. 31, 2005
L, 31-24 - Tulsa	
Roady's Humanitarian Bowl	Dec. 31, 2007
W, 40-28 - vs. Georgia Tech	
New Mexico Bowl	Dec. 20, 2008
L, 40-35 - Colorado State	
New Mexico Bowl	Dec. 21, 2009
L, 35-28 - Wyoming	
uDrove Humanitarian Bowl	Dec. 20, 2010
L, 40-17 - Northern Illinois	
Sheraton Hawai'i Bowl	Dec. 24, 2012
L, 43-10 - SMU	
Royal Purple Las Vegas Bowl	Dec. 21, 2013
L, 45-20 - USC	
Hawai'i Bowl	Dec. 24, 2014
L, 30-6 - Rice	



Fresno State had **16** football student-athletes recognized with Mountain West postseason honors while head coach **Jeff Tedford** was named the Mountain West Coach of the Year, as announced by the conference office on Wednesday morning. Sixteen postseason selections are the most that Fresno State has received since joining the conference in 2012. Sophomore linebacker **Jeffrey Allison** was the lone Bulldog to get a first-team All-MW nod.

Four Bulldogs were named to the All-MW second-team as senior kicker **Jimmy Camacho**, junior wide receiver **KeeSean Johnson**, senior offensive lineman **Aaron Mitchell** and senior defensive lineman **Tobenna Okeke** earned honors.

Eleven more Bulldogs picked up All-Mountain West honorable mention nods: sophomore defensive back **Mike Bell**, sophomore defensive back **Jaron Bryant**, junior offensive lineman **Christian Cronk**, senior defensive lineman **Malik Forrester**, junior linebacker **George Helmuth**, sophomore defensive back **Juju Hughes**, junior quarterback **Marcus McMaryion**, redshirt freshman offensive lineman **Netane Muti**, senior offensive lineman **David Patterson**, junior offensive lineman **Micah St. Andrew** and senior defensive end **Robert Stanley**.

The 2017 All-Mountain West teams were voted upon by the league's 12 head coaches and media members covering the league institutions.

Tedford, who inherited a Fresno State team who was 1-11 (0-8 MW) in 2016, owns the best FBS win improvement in the nation (+8) with the Bulldogs finishing the regular season 9-3 (7-1 MW). Fresno State clinched its first MW West Division title since 2014, clinching its spot in the 2017 MW Championship game this coming Saturday. Tedford is Fresno State's first conference coach of the year since 1991 (Jim Sweeney).

Allison led the Bulldogs this season with 103 tackles (66 solo) and 8.58 tackles per game. He was named Mountain West Defensive Player of the Week twice during the 2017 season and posted a career-best 14 tackles twice (at Alabama, BYU), and has tallied four games with double-digit tackle outputs.

The sophomore forced two game-deciding fumbles, in wins over San Diego

State and BYU. Allison also recovered a crucial fumble in Fresno State's win over Wyoming, clinching the West Division with a 13-7 win over the Cowboys. He is the first Bulldog to receive first-team honors since 2014.

For second-team, Johnson recorded 64 receptions for 860 yards and scored eight touchdowns leading the team in all three categories through 12 games. All eight of Johnson's touchdowns came during MW play as he has risen to No. 9 on the program's all-time career receptions list at Fresno State with 167.

Johnson had a season-high three touchdowns in Fresno State's win over Nevada, tying his career-high. He had four games with 100-yard receiving performances, including three games during conference play. Johnson has caught at least one reception in 34 consecutive games, which puts him in a group of 17 individuals in the nation that carry a streak of more than 30 games. This is Johnson's second career All-MW honor, after being an honorable mention selection in 2016.

Mitchell, a senior center, helped keep six opponents without a sack this season. He was a crucial member of the Bulldogs' offensive line that ranks No. 3 in the nation in tackles for loss allowed. The Fresno State offensive line didn't allow a tackle for loss in a crucial 27-3 win over San Diego State. The Bulldogs, who are averaging 158.5 yards on the ground, have ran for 1,902 yards on the season – the most since 2014.

Okeke, a senior defensive lineman, ranks first on the team in sacks (5) and is second on the team in tackles for loss (9.5). Okeke notched a career-high three sacks in the Bulldogs' 31-21 win over Hawai'i. The senior ranks ninth on the team in total tackles with 32 (19 solo). Okeke is one of five MW players with three forced fumbles, ranking second in the conference.

Camacho, a senior out of Perris, Calif., leads the MW and ranks No. 7 in the FBS in field goals per game (1.75). Camacho has 21 field goals this season to lead the conference. He has made 21-of-25. He has made at least one field goal in all 12 games, including eight games with at least two. Camacho leads the team in scoring this season with 99 points as he sits in a tie for eighth in scoring by a kicker in a single season.

2017 ALL-MOUNTAIN WEST FOOTBALL FIRST-TEAM

OFFENSE

QB: Nick Stevens, Sr., Colorado State
WR: Cedrick Wilson, Sr., Boise State
WR: Michael Gallup*, Sr., Colorado State
RB: Rashaad Penny, Sr., San Diego State
RB: Lexington Thomas, Jr., UNLV
TE: Jake Roh, Sr., Boise State
OL: Mason Hampton, Sr., Boise State
OL: Jake Bennett, Sr., Colorado State
OL: Zack Golditch, Sr., Colorado State
OL: Dejon Allen, Sr., Hawai'i
OL: Austin Corbett, Sr., Nevada
PK: Dominik Eberle, So., Utah State
PR/KR: Rashaad Penny*, Sr., San Diego State

DEFENSE

DL: Curtis Weaver, Fr., Boise State
DL: Malik Reed, Jr., Nevada
DL: Youhanna Ghaifan, So., Wyoming
DL: Carl Granderson, Jr., Wyoming
LB: Leighton Vander Esch, Jr., Boise State
LB: **Jeffrey Allison, So., Fresno State**
LB: Frank Ginda, Jr., San José State
DB: Tyler Horton, Jr., Boise State
DB: Kameron Kelly, Sr., San Diego State
DB: Jalen Davis, Sr., Utah State
DB: Andrew Wingard*, Jr., Wyoming
P: Corey Bojorquez, Sr., New Mexico

2017 HONORABLE MENTION

Air Force (1): Grant Ross, Sr., LB.
Boise State (7): Ezra Cleveland, Fr., OL; Haden Hoggarth, Jr., PK; Alexander Mattison, So., RB; Tyson Maeva, So., LB; Durrant Miles, Jr., DL; John Molchon, So., OL; DeAndre Pierce, So., DB.
Colorado State (5): Evan Colorito, Sr., LB; Dalton Fackrell, Sr., TE; Trae Moxley, Sr., OL; Ryan Stonehouse, Fr., P; Josh Watson, Jr., LB.
Fresno State (11): **Mike Bell So., DB; Jaron Bryant, So., DB; Christian Cronk, Jr., OL; Malik Forrester, Sr., DL; George Helmuth, Jr., LB; Juju Hughes, So., DB; Marcus McMaryion, Jr., QB; Netane Muti, Fr., OL; David Patterson, Sr., OL; Micah St. Andrew, Jr., OL; Robert Stanley, Sr., DL.**
Hawai'i (2): Meffy Koloamatangi, Sr., DL; Viane Moala, So., DL.
Nevada (4): Ty Gangi, Jr., QB; Sean Krepsz, Jr., OL; Austin Paulhus, Jr., LB; Asauni Rufus, Jr., DB.
New Mexico (4): Blaise Fountain, Sr., OL; Garrett Hughes, Sr., DL; Aaron Jenkins, Jr., OL; Jake Rothschilder, Sr., DB.
San Diego State (2): Parker Baldwin, Jr., DB; Mikah Holder, Sr., WR.
San José State (2): Bryce Crawford, Jr., PK; Chris Gonzalez, Sr., OL.
UNLV (2): Nathan Jacobson, Jr., OL; Kyle Saxelid, Sr., OL.
Utah State (4): Roman Andrus, Jr., OL; Quin Ficklin, Jr., OL; Dallin Leavitt, Sr., DB; Dax Raymond, So., TE.
Wyoming (2): Josh Allen, Sr., QB; Tyler Hall, So., RS.

2017 ALL-MOUNTAIN WEST FOOTBALL SECOND-TEAM

OFFENSE

QB: Brett Rypien, Jr., Boise State
WR: **KeeSean Johnson, Jr., Fresno State**
WR: Wyatt Demps, Sr., Nevada
RB: Dalyn Dawkins, Sr., Colorado State
RB: Diocemy Saint Juste, Sr., Hawai'i
TE: David Wells*, Sr., San Diego State
OL: Alex Norton, Sr., Air Force
OL: Archie Lewis, Sr., Boise State
OL: **Aaron Mitchell, Sr., Fresno State**
OL: Keith Ismael, Fr., San Diego State
OL: Tyler Roemer, Fr., San Diego State
PK: **Jimmy Camacho, Sr., Fresno State**
PR/KR: Avery Williams, Fr., Boise State

DEFENSE

DL: Jabril Frazier, Jr., Boise State
DL: David Moa, Jr., Boise State
DL: **Tobenna Okeke, Sr., Fresno State**
DL: Mike Hughes, Jr., Sr., UNLV
LB: Jahlani Tavai, Jr., Hawai'i
LB: Ronley Lakalaka, Jr., San Diego State
LB: Logan Wilson, So., Wyoming
DB: Kekoa Nawahine, So., Boise State
DB: Dameon Baber, Jr., Nevada
DB: Tariq Thompson, Fr., San Diego State
DB: Rico Gafford, Sr., Wyoming
P: Michael Carrizosa, Sr., San José State

OFFENSIVE PLAYER OF THE YEAR

Rashaad Penny, Sr., RB, San Diego State

DEFENSIVE PLAYER OF THE YEAR

Leighton Vander Esch, Jr., LB, Boise State

SPECIAL TEAMS PLAYER OF THE YEAR

Rashaad Penny, Sr., KR/PR, San Diego State

FRESHMAN OF THE YEAR

Armani Rogers, QB, UNLV

COACH OF THE YEAR

Jeff Tedford, Fresno State



JEFF TEDFORD

HEAD COACH**1ST SEASON | FRESNO STATE (1992)**

Jeff Tedford, 55, was named the 19th head football coach in Fresno State history on Nov. 10, 2016 and was introduced to the Red Wave by former Director of Athletics Jim Bartko at a press conference on Nov. 11, 2016.

Tedford, a former Bulldog quarterback and Fresno State assistant coach, returned to the Valley after holding the position of offensive consultant for the Washington Huskies – a 2016 College Football Playoff team.

Tedford assumed the role of acting head coach on Nov. 27, following the conclusion of the 2016 season as interim head coach Eric Kiesau carried out his duties for the remaining two games following Tedford's introduction.

Tedford, who is a proven winner on the West Coast, comes to the Valley with 11 years of head coaching experience at the Division I level – having led the California Golden Bears to 82 wins from 2002-2012. He left as the school's all-time winningest coach.

Tedford's ties to the Valley and Fresno State run deep. He played quarterback at Fresno State in 1981-82 under Jim Sweeney and coached at Fresno State under Sweeney from 1987-88 and 1992-96, and under a then-first-year head coach Pat Hill in 1997.

Tedford's coaching career started at Fresno State, volunteering as an assistant for the 1987-88 seasons, from there he picked up his first full-time position as an assistant for the Calgary Stampeders of the Canadian Football League – a familiar league in which he played quarterback for six seasons after his collegiate career at Fresno State.

He returned to Fresno State in 1992 as the quarterbacks

coach and served as the offensive coordinator for the Bulldogs over the ensuing five seasons.

Tedford held the same position at Oregon (1998-2001) before he became the head coach at Cal. He was named the Pac-10 coach of the year twice, led the Golden Bears to a school record seven consecutive bowl games and to a conference title in 2006.

Following Tedford's stint at Cal, he moved on to the NFL in 2014 as the Tampa Bay Buccaneers' offensive coordinator. The stop did not last long due to health issues during the preseason that evolved into an indefinite leave of absence which resulted in the two sides mutually agreeing to part ways.

Tedford made his return to the CFL in 2015 as he was named the head coach of the B.C. Lions. At the conclusion of the season, Tedford elected to exercise an option in his contract to resign and pursue opportunities in college football.

Tedford made his return to college football as an offensive consultant for the Washington Huskies under head coach Chris Peterson in 2016. A relationship rekindled after their time together as assistants at Oregon under then-coach Mike Bellotti. Washington's staff also included associate head coach Bob Gregory, who served as Tedford's defensive coordinator at Cal for eight seasons.

Tedford graduated from Warren High School in Downey and attended Cerritos Junior College for two seasons before becoming the Bulldogs' quarterback in 1981.

He and his wife Donna have two children, Taylor and Quinn.

**COACHING EXPERIENCE****Fresno State (2016-Pres.)**

- Head Coach

Washington (2016)

- Offensive Consultant

B.C. Lions-CFL (2015)

- Head Coach

Tampa Bay Bucs-NFL (2014)

- Offensive Coordinator

California (2002-12)

- Head Coach

Oregon (1998-01)

- Offensive Coordinator

Fresno State (1992-97)

- Offensive Coordinator/
Assistant Coach (QBs)

Calgary-CFL (1989-91)

- Offensive Assistant

Fresno State (1987-88)

- Volunteer Assistant Coach

Fresno State Assistant Coaches**Offense**

Kalen DeBoer
Offensive Coordinator
1st Season at FS



Jamie Christian
Running Backs/
Special Teams Coordinator/
1st Season at FS



Ryan Grubb
Offensive Line/
Run Game Coordinator/
1st Season at FS



Kirby Moore
Wide Receivers
1st Season at FS



Scott Thompson
Tight Ends
1st Season at FS



D.J. Harper
Graduate Assistant
1st Season at FS



Dylan Chmura
Graduate Assistant
1st Season at FS



Brad Vonnahme
Analyst
1st Season at FS

Defense

Orlando Steinauer
Defensive Coordinator
1st Season at FS



Jamar Cain
Defensive Line
1st Season at FS



Bert Watts
Linebackers
1st Season at FS



J.D. Williams
Defensive Backs
1st Season at FS



Matt Lea
Graduate Assistant
1st Season at FS



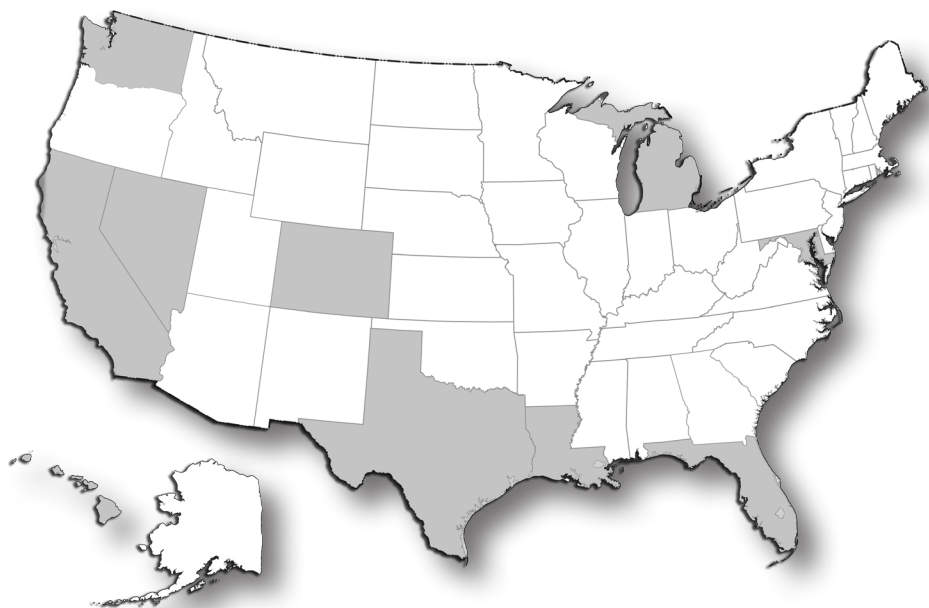
C.J. McGorisk
Graduate Assistant
1st Season at FS



Lucus Gingod
Analyst
1st Season at FS



GEOGRAPHICAL ROSTER

**CALIFORNIA (79)**

Bakersfield:	Chris Coleman
Brentwood:	Ronnie Rivers
Buena Park:	Andrew Wright
Canoga Park:	Deonte Perry
Carson:	Zelan Tupuola
Chico:	Kyle Lindquist
	Syrus Tuitele
Chino:	Shane Gama
Clovis:	Clayton Alexander
	Josh Hokit
	Tanner Rice
Compton:	Wylan Free
Concord:	Alex Cruz
Corona:	Richard Cage
Dinuba:	Marcus McMaryion
Downey:	Jorge Reyna
Durham:	Cody Pound
East Palo Alto:	Jordan Mims
Escondido:	Kyle Hendrickson
Eureka:	Nathan Madsen
Fountain Valley:	Asa Fuller
Fremont:	Ryan Popolizio
Fresno:	Brent Bailey
	Frank Dalena
	Jasad Haynes
	George Helmuth
	Kevin Jeanniton
	Johnny Johnson, Jr.
	Ka'Lonn Milton
	Dejonte O'Neal
	Michiah Quick
	Kyle Riddering
	Leevel Tatum III

Hanford:	Juju Hughes
Huntington Beach:	Markus Boyer
	Keiti Iakopo
Inglewood:	Patrick Elima-Jeune
Irvine:	David Patterson
La Puente:	Chris Gaston
La Quinta:	Kenny Gagnon
Lancaster:	Jamire Jordan
Long Beach:	Matt Smith
Los Angeles:	Justin Allen
Modesto:	Chris Brown
	Jackson Finch
	Jared Rice
	Justin Rice
Monrovia:	Blake Cusick
	DeShawn Potts
Moorpark:	Zane Pope
Moreno Valley:	Mike Bell
Murrieta:	Kevin Atkins
	Messiah Tyler
	Quireo Woodley
Oak Park:	Justin Green
Oakland:	Austin Harper
	Kesomi Mafi
	Maamaloa Mafi
	Kevin Parker
Oceanside:	Christian Cronk
Oxnard:	Daniel Moraga
Palo Alto:	KeeSean Johnson
Perris:	Jimmy Camacho
	Stephen Van Hook
Petaluma:	Chantz Russell
Redlands:	Anthony Grayson
Reedley:	Emeka Ndoh
Rialto:	Micah St. Andrew
Roseville:	Namani Parker

Sacramento:	Nick Aibuedefe
	David Tangipa
San Diego:	Aaron Mitchell
San Jose:	Kody Kroening
San Mateo:	Kwami Jones
Sanger:	Arron Mosby
Stockton:	Derrion Grim
Tulare:	Romello Harris
Vacaville:	Mykal Walker
	Patrick Williams, Jr.

COLORADO (1)

Canon City:	Gunner Javernick
-------------	------------------

FLORIDA (3)

Bradenton:	Jacob Westberry
Miami:	Jeffrey Allison
North Miami Beach:	Patrick Belony

HAWAII (2)

Honolulu:	Tainoa Foster
Wahiawa:	Netane Muti

LOUISIANA (1)

New Orleans:	Damien DeGruy
--------------	---------------

MARYLAND (1)

Annapolis:	Malik Forrester
------------	-----------------

MICHIGAN (1)

Muskegon Heights:	Da'Mari Scott
-------------------	---------------

NEVADA (4)

Fallon:	Talaemotu Mauga
Las Vegas:	Logan Hughes
	Nela Otukolo
	Robert Stanley

TEXAS (9)

Austin:	James Bailey
Fort Worth:	Jaron Bryant
Galena Park:	Tank Kelly
Houston:	Sherman Coleman, Jr.
Katy:	Trent Soechting
Mesquite:	Donte Coleman
	Chason Virgil
Missouri City:	Tobenna Okeke
Pearland:	Saevion Johnson

WASHINGTON (1)

East Wenatchee:	Brian Burt
-----------------	------------

CANADA (2)

Toronto (Ontario):	Matt Boateng
Victoria (B.C.):	Donate Bull



ALPHABETICAL ROSTER

79	Nick Aibuedefe	OL
40	Clayton Alexander	TE
13	Justin Allen	WR
9	Jeffrey Allison	LB
90	Kevin Atkins	DT
19	Brent Bailey	QB
7	James Bailey	LB
4	Mike Bell	DB
94	Patrick Belony	DT
26	Matt Boateng	DB
51	Markus Boyer	OL
35	Chris Brown	DB
14	Jaron Bryant	DB
72	Dontae Bull	OL
26	Brian Burt	WR
36	Jimmy Camacho	K
42	Richard Cage	LB
3	Chris Coleman	DB
82	Donte Coleman	TE
25	Sherman Coleman, Jr.	DB
58	Christian Cronk	OL
51	Alex Cruz	LB
47	Blake Cusick	P
19	Frank Dalena	WR
1	Damien DeGruy	DE
2	Patrick Elima-Jeune	WR
18	Jackson Finch	DB
97	Malik Forrester	DT
50	Tainoa Foster	LB
8	Wylan Free	DB
37	Asa Fuller	K
28	Kenny Gagnon	DB
76	Shane Gama	OL
15	Chris Gaston	DB
84	Anthony Grayson	WR
40	Justin Green	LB
7	Derrion Grim	WR
25	Austin Harper	RB
32	Romello Harris	RB
93	Jasad Haynes	DT
34	George Helmuth	LB
86	Kyle Hendrickson	TE
33	Josh Hokit	RB
23	Juju Hughes	DB
62	Logan Hughes	OL
98	Keiti Iakopo	DT
80	Gunner Javernick	TE
96	Kevin Jeanniton	DE
3	KeeSean Johnson	WR
17	Johnny Johnson, Jr.	DB
24	Saevion Johnson	RB
33	Kwami Jones	DE
1	Jamire Jordan	WR
6	Tank Kelly	DB
48	Kody Kroening	K
16	Kyle Lindquist	QB
91	Nathan Madsen	DT
13	Kesomi Mafi	LB

Numerical Roster

No.	Name	Pos.	Ht.	Wt.	Cl.	Exp.	Hometown (High School/Previous School)
1	Damien DeGruy	DE	6-3	245	Fr.	1st	New Orleans, La. (McDonogh 35)
1	Jamire Jordan	WR	5-11	171	Jr.	4th	Lancaster, Calif. (Highland)
2	Patrick Elima-Jeune	WR	6-0	187	Fr.	1st	Inglewood, Calif. (Morningside)
2	DeShawn Potts	DB	6-0	200	Jr.	4th	Monrovia, Calif. (Monrovia)
3	Chris Coleman	DB	5-11	180	Fr.	1st	Bakersfield, Calif. (Garces Memorial)
3	KeeSean Johnson	WR	6-2	202	Jr.	4th	Palo Alto, Calif. (Palo Alto)
4	Mike Bell	DB	6-3	205	So.	3rd	Moreno Valley, Calif. (Citrus Hill)
4	Deonte Perry	RB	6-0	185	RFr.	2nd	Canoga Park, Calif. (Canoga Park)
5	Emeka Ndoh	DE	6-0	252	Jr.	3rd	Reedley, Calif. (Immanuel/De Anza College)
5	Chason Virgil	QB	6-1	192	So.	3rd	Mesquite, Texas (West Mesquite)
6	Marcus McMaryion	QB	6-2	195	Jr.	4th	Dinuba, Calif. (Dinuba/Oregon State)
6	Tank Kelly	DB	5-10	185	Jr.	4th	Galena Park, Texas (Galena Park)
7	James Bailey	LB	6-1	225	Jr.	3rd	Austin, Texas (Lake Travis)
7	Derrion Grim	WR	6-1	186	So.	2nd	Stockton, Calif. (McNair/Delta JC/Nebraska)
8	Wylan Free	DB	6-2	172	Fr.	1st	Compton, Calif. (Lynwood)
8	Da'Mari Scott	WR	6-1	210	RSr.	5th	Muskegon Heights, Mich. (Cathedral [L.A.])
9	Jeffrey Allison	LB	6-0	250	So.	2nd	Miami, Fla. (Langston Hughes [Ga.])
10	Nela Otukolo	LB	5-11	240	Jr.	3rd	Las Vegas, Nev. (Bishop Gorman)
10	Jorge Reyna	QB	6-0	210	Jr.	3rd	Downey, Calif. (Pasadena/West LA College)
11	Dejonte O'Neal	RB	5-7	170	Jr.	3rd	Fresno, Calif. (Bullard)
13	Justin Allen	WR	5-11	188	Jr.	4th	Los Angeles, Calif. (Mater Dei)
13	Kesomi Mafi	LB	5-11	219	Jr.	4th	Oakland, Calif. (Oakland/Laney College)
14	Jaron Bryant	DB	6-1	183	So.	2nd	Fort Worth, Texas (Duncanville)
15	Chris Gaston	DB	6-1	183	Fr.	1st	La Puente, Calif. (Bishop Amat)
15	Daniel Moraga	TE	6-3	235	Fr.	1st	Oxnard, Calif. (Pacifica)
15	Arron Mosby	DB	6-4	210	Fr.	1st	Sanger, Calif. (Sanger)
16	Kyle Lindquist	QB	6-4	212	Fr.	1st	Chico, Calif. (Pleasant Valley)
16	Jared Rice	TE	6-5	228	So.	3rd	Modesto, Calif. (Central Catholic)
17	Johnny Johnson, Jr.	DB	5-9	185	Sr.	5th	Fresno, Calif. (Central/UCLA)
18	Jackson Finch	DB	6-1	200	Sr.	4th	Modesto, Calif. (Central Catholic/Contra Costa College)
18	Zane Pope	WR	6-2	187	Fr.	1st	Moorpark, Calif. (Moorpark)
19	Brent Bailey	QB	6-0	212	Fr.	1st	Fresno, Calif. (Clovis North)
19	Frank Dalena	WR	5-8	158	So.	3rd	Fresno, Calif. (San Joaquin Memorial)
20	Ronnie Rivers	RB	5-8	175	Fr.	1st	Brentwood, Calif. (Freedom)
22	Jordan Mims	RB	5-11	190	Fr.	1st	East Palo Alto, Calif. (Menlo-Atherton)
22	Trent Soechting	LB	6-3	220	Jr.	4th	Katy, Texas (Cinco Ranch/Blinn College)
23	Juju Hughes	DB	5-11	180	So.	2nd	Hanford, Calif. (Hanford)
23	Kevin Parker	WR	5-6	150	RFr.	2nd	Oakland, Calif. (Skyline)
24	Saevion Johnson	RB	6-0	194	RFr.	2nd	Pearland, Texas (Pearland Dawson)
25	Sherman Coleman, Jr.	DB	5-9	165	Jr.	3rd	Houston, Texas (Westside/Cisco College)
25	Austin Harper	RB	5-6	157	Sr.	5th	Oakland, Calif. (El Cerrito/Contra Costa/Cal)
26	Matt Boateng	DB	6-0	175	Jr.	4th	Toronto, Canada (Arizona Western College/IMG Academy)
26	Brian Burt	WR	5-11	190	Jr.	3rd	East Wenatchee, Wash. (Eastmont/Ventura College)
27	Ka'Lonn Milton	DB	6-0	185	RSr.	3rd	Fresno, Calif. (Buchanan/Fresno City College)
28	Kenny Gagnon	DB	5-11	184	RFr.	2nd	La Quinta, Calif. (Desert Christian Academy)
29	Justin Rice	LB	6-2	210	So.	2nd	Modesto, Calif. (Central Catholic)
30	Messiah Tyler	LB	5-8	228	RSr.	3rd	Murrieta, Calif. (Vista Murrieta/University of La Verne)
31	Andrew Wright	LB	6-2	210	RFr.	2nd	Buena Park, Calif. (Buena Park)
32	Romello Harris	RB	5-11	186	RFr.	2nd	Tulare, Calif. (Tulare Union/Washington State)
32	Robert Stanley	DE	6-3	245	Sr.	5th	Las Vegas, Nev. (Bishop Gorman)
33	Kwami Jones	DE	6-2	240	So.	2nd	San Mateo, Calif. (Serra/College of San Mateo)
33	Josh Hokit	RB	6-1	220	So.	2nd	Clovis, Calif. (Clovis)
34	George Helmuth	LB	6-1	220	Jr.	4th	Fresno, Calif. (Clovis North)
35	Chris Brown	DB	5-11	190	Fr.	1st	Modesto, Calif. (Modesto Christian)
36	Jimmy Camacho	K	5-10	180	Sr.	4th	Perris, Calif. (Citrus Hill/Riverside CC)
37	Asa Fuller	K	6-2	235	Fr.	1st	Fountain Valley, Calif. (Servite)
38	Maamaloa Mafi	DB	5-11	190	Jr.	3rd	Oakland, Calif. (Oakland/Laney College)
40	Clayton Alexander	TE	6-2	250	Fr.	1st	Clovis, Calif. (Clovis)
40	Justin Green	LB	6-4	210	Sr.	4th	Oak Park, Calif. (Oak Park)
42	Richard Cage	LB	6-1	215	Fr.	1st	Corona, Calif. (Eleanor Roosevelt)
44	Stephen Van Hook	DE	6-2	245	Sr.	5th	Perris, Calif. (Citrus Hill)
47	Blake Cusick	P	6-2	185	So.	3rd	Monrovia, Calif. (Monrovia)
48	Kody Kroening	K	5-11	180	Sr.	4th	San Jose, Calif. (Valley Christian)
48	Tanner Rice	LB	5-11	230	RFr.	2nd	Clovis, Calif. (Clovis)
50	Tainoa Foster	LB	6-2	200	RFr.	2nd	Honolulu, Hawai'i (Kamehameha)
51	Markus Boyer	OL	6-1	304	Jr.	3rd	Huntington Beach, Calif. (Edison/Saddleback JC/UCLA)
51	Alex Cruz	LB	6-2	242	Fr.	1st	Concord, Calif. (Concord)
52	Netane Muti	OL	6-3	310	RFr.	2nd	Wahiawa, Hawai'i (Leilehua)
53	Jacob Westberry	LS	6-3	235	RFr.	2nd	Bradenton, Fla. (Saint Stephen's Episcopal)



38	Maamaloa Mafi	DB
99	Talalemotu Mauga	DT
6	Marcus McMaryion	QB
27	Ka'Lonn Milton	DB
22	Jordan Mims	RB
77	Aaron Mitchell	OL
15	Daniel Moraga	TE
15	Arron Mosby	DB
52	Netane Muti	OL
5	Emeka Ndoh	DE
11	Dejonte O'Neal	RB
56	Tobenna Okeke	DE
10	Nela Otukolo	LB
23	Kevin Parker	WR
87	Namani Parker	WR
78	David Patterson	OL
4	Deonte Perry	RB
18	Zane Pope	WR
74	Ryan Popolizio	OL
2	DeShawn Potts	DB
55	Cody Pound	OL
81	Michiah Quick	WR
10	Jorge Reyna	QB
16	Jared Rice	TE
29	Justin Rice	LB
48	Tanner Rice	LB
89	Kyle Riddering	TE
20	Ronnie Rivers	RB
67	Chantz Russell	OL
73	Micah St. Andrew	OL
8	Da'Mari Scott	WR
59	Matt Smith	OL
22	Trent Soechting	LB
32	Robert Stanley	DE
88	David Tangipa	TE
92	Leevel Tatum III	DT
65	Syrus Tuitele	OL
75	Zelan Tupuola	OL
30	Messiah Tyler	LB
44	Stephen Van Hook	DE
5	Chason Virgil	QB
57	Mykal Walker	LB
53	Jacob Westberry	LS
54	Patrick Williams Jr.	LS
66	Quireo Woodley	OL
31	Andrew Wright	LB

54	Patrick Williams Jr.	LS	6-3	205	RFr.	2nd	Vacaville, Calif. (Vacaville)
55	Cody Pound	OL	6-4	295	So.	3rd	Durham, Calif. (Durham/Butte College)
56	Tobenna Okeke	DE	6-3	245	Sr.	4th	Missouri City, Texas (Elkins)
57	Mykal Walker	LB	6-3	215	Jr.	3rd	Vacaville, Calif. (Vacaville/Azusa Pacific)
58	Christian Cronk	OL	6-5	305	Jr.	3rd	Oceanside, Calif. (Oceanside/Riverside CC)
59	Matt Smith	OL	5-11	280	RFr.	2nd	Long Beach, Calif. (St. John Bosco)
62	Logan Hughes	OL	6-4	285	Jr.	3rd	Las Vegas, Nev. (Green Valley/Victor Valley College)
65	Syrus Tuitele	OL	6-6	298	Fr.	1st	Chico, Calif. (Pleasant Valley)
66	Quireo Woodley	OL	6-4	300	Fr.	1st	Murrieta, Calif. (Murrieta Valley)
67	Chantz Russell	OL	6-6	245	Fr.	1st	Petaluma, Calif. (Marin Catholic)
72	Dontae Bull	OL	6-6	305	Fr.	1st	Victoria, Canada (Belmont Secondary)
73	Micah St. Andrew	OL	6-3	343	Jr.	4th	Rialto, Calif. (Eisenhower)
74	Ryan Popolizio	OL	6-7	311	Sr.	4th	Fremont, Calif. (St. Francis/San Mateo College)
75	Zelan Tupuola	OL	6-2	310	Fr.	1st	Carson, Calif. (Serra Catholic)
76	Shane Gama	OL	6-4	302	RJr.	4th	Chino, Calif. (Orange Lutheran/Southwestern College)
77	Aaron Mitchell	OL	6-2	305	Sr.	4th	San Diego, Calif. (Cathedral Catholic)
78	David Patterson	OL	6-5	302	Sr.	5th	Irvine, Calif. (Woodbridge)
79	Nick Aibuedefe	OL	6-4	270	So.	3rd	Sacramento, Calif. (Capital Christian)
80	Gunner Javernick	TE	6-6	270	Jr.	4th	Canon City, Colo. (Canon City/Ventura Junior College)
81	Michiah Quick	WR	5-11	185	Sr.	4th	Fresno, Calif. (Central East/Oklahoma)
82	Donte Coleman	TE	6-3	235	RFr.	2nd	Mesquite, Texas (West Mesquite)
84	Anthony Grayson	WR	6-1	168	Jr.	4th	Redlands, Calif. (Redlands East Valley)
86	Kyle Hendrickson	TE	6-4	255	Jr.	4th	Escondido, Calif. (San Pasqual)
87	Namani Parker	WR	6-4	198	Jr.	4th	Roseville, Calif. (American River/Oakmont)
88	David Tangipa	TE	6-5	240	Jr.	4th	Sacramento, Calif. (Foothill)
89	Kyle Riddering	TE	6-6	240	Jr.	4th	Fresno, Calif. (Clovis North)
90	Kevin Atkins	DT	6-2	297	RFr.	2nd	Murrieta, Calif. (Vista Murrieta)
91	Nathan Madsen	DT	6-4	298	Sr.	5th	Eureka, Calif. (Eureka)
92	Leevel Tatum III	DT	6-0	248	RFr.	2nd	Fresno, Calif. (Edison/UNLV)
93	Jasad Haynes	DT	6-1	275	So.	3rd	Fresno, Calif. (Clovis North)
94	Patrick Belony	DT	6-1	295	Jr.	4th	N. Miami Beach, Fla. (N. Miami Beach/Antelope Valley College)
96	Kevin Jeanniton	DE	6-2	250	RFr.	2nd	Fresno, Calif. (Edison)
97	Malik Forrester	DT	6-1	295	Sr.	4th	Annapolis, Md. (Glen Burnie/LA Pierce College)
98	Keiti Iakopo	DT	5-11	310	So.	2nd	Huntington Beach, Calif. (Fountain Valley/Golden West College)
99	Talalemotu Mauga	DT	6-3	282	Fr.	1st	Fallon, Nev. (Churchill County)

Coaching Staff

Jeff Tedford - Head Coach
 Kalen Deboer - Assistant Head Coach/Offensive Coordinator
 Orlando Steinauer - Defensive Coordinator
 Jamar Cain - Assistant Coach (Defensive Line)
 Jamie Christian - Assistant Coach (Running Backs/Special Teams Coordinator)
 Ryan Grubb - Assistant Coach (Offensive Line/Run Game Coordinator)
 Kirby Moore - Assistant Coach (Wide Receivers)
 Scott Thompson - Assistant Coach (Tight Ends)
 Bert Watts - Assistant Coach (Linebackers)
 J.D. Williams - Assistant Coach (Defensive Backs)
 Lucas Gingold - Special Teams Quality Control Assistant
 Brad Vonnahme - Offensive Analyst
 Andy Ward - Head Strength and Conditioning Coach, Football
 Dylan Chmura - Offensive Graduate Assistant
 D.J. Harper - Offensive Graduate Assistant
 Matt Lea - Defensive Graduate Assistant
 C.J. McGorisk - Defensive Graduate Assistant



GAME 14 DEPTH CHART

OFFENSE

Quarterback

- 6 Marcus McMaryion (6-2, 195, Jr.)
5 Chason Virgil (6-1, 192, So.)

Running Back

- 22 Jordan Mims (5-11, 190, Fr.)
or 20 Ronnie Rivers (5-8, 175, Fr.)
33 Josh Hokit (6-1, 220, So.)
11 Dejonte O'Neal (5-7, 170, Jr.)

Left Tackle

- 58 Christian Cronk (6-5, 305, Jr.)
79 Nick Aibuedefer (6-4, 270, So.)

Left Guard

- 52 Netane Muti (6-3, 310, RFr.)
74 Ryan Popolizio (6-7, 311, Sr.)

Center

- 77 Aaron Mitchell (6-2, 305, Sr.)
51 Markus Boyer (6-1, 304, Jr.)

Right Guard

- 73 Micah St. Andrew (6-3, 343, Jr.)
66 Quireo Woodley (6-4, 300, Fr.)

Right Tackle

- 78 David Patterson (6-5, 302, Sr.)
65 Syrus Tuitele (6-6, 298, Fr.)

Wide Receiver

- 1 Jamire Jordan (5-11, 171, Jr.)
7 Derrion Grim (6-1, 186, So.)

Wide Receiver

- 3 KeeSean Johnson (6-2, 202, Jr.)
87 Namani Parker (6-4, 198, Jr.)

Wide Receiver

- 8 Da'Mari Scott (6-1, 210, RSr.)
13 Justin Allen (5-11, 188, Jr.)

Tight End

- 89 Kyle Riddering (6-6, 240, Jr.)
or 16 Jared Rice (6-5, 228, So.)

DEFENSE

End

- 32 Robert Stanley (6-3, 245, Sr.)
33 Kwami Jones (6-2, 240, So.)

Tackle

- 97 Malik Forrester (6-1, 295, Sr.)
93 Jasad Haynes (6-0, 275, So.)

Tackle

- 90 Kevin Atkins (6-2, 297, RFr.)
91 Nathan Madsen (6-4, 298, Sr.)

End

- 56 Tobenna Okeke (6-3, 245, Sr.)
44 Stephen Van Hook (6-2, 245, Sr.)

Linebacker

- 34 George Helmuth (6-1, 220, Jr.)
29 Justin Rice (6-2, 210, So.)

Linebacker

- 9 Jeffrey Allison (6-0, 250, So.)
22 Trent Soechting (6-3, 220, Jr.)

Linebacker

- 7 James Bailey (6-1, 225, Jr.)
40 Justin Green (6-4, 210, Sr.)

Cornerback

- 6 Tank Kelly (5-10, 185, Jr.)
25 Sherman Coleman, Jr. (5-9, 165, Jr.)

Strong Safety

- 23 Juju Hughes (5-10, 180, So.)
27 Ka'Lonn Milton (6-0, 185, RSo.)

Free Safety

- 4 Mike Bell (6-3, 205, So.)
2 DeShawn Potts (6-0, 200, Jr.)

Cornerback

- 14 Jaron Bryant (6-0, 183, So.)
17 Johnny Johnson, Jr. (5-9, 185, Sr.)

SPECIAL TEAMS

Place Kicker

- 36 Jimmy Camacho (5-10, 180, Sr.)
48 Kody Kroening (5-11, 180, Sr.)

Kickoffs

- 3 Jimmy Camacho (5-10, 180, Sr.)
48 Kody Kroening (5-11, 180, Sr.)

Punter

- 47 Blake Cusick (6-2, 185, So.)
36 Jimmy Camacho (5-10, 180, Sr.)

Long Snapper

- 53 Jacob Westberry (6-3, 235, RFr.)
54 Patrick Williams, Jr. (6-3, 205, RFr.)

Holder

- 47 Blake Cusick (6-2, 185, So.)
5 Chason Virgil (6-1, 192, So.)

Kick Returner

- 11 Dejonte O'Neal (5-7, 170, Jr.)
8 Da'Mari Scott (6-1, 210, RSr.)
1 Jamire Jordan (5-11, 171, Jr.)

Punt Returner

- 20 Ronnie Rivers (5-8, 175, Fr.)
3 KeeSean Johnson (6-2, 202, Jr.)

Pronunciation Guide

Nick Aibuedefer	Ab-U-deaf-eh
Jaron Bryant	Jair-un
Damien DeGruy	Da-Grew
Patrick Elima-Juene	e-Lee-ma June
Tainoa Foster (inactive)	Tie-Noah
Wylan Free (redshirt)	Way-lynn
Derrion Grim	Dare-E-On
Anthoula "Tank" Kelly	An-thu-la
George Helmuth	HEL-myth
Josh Hokit	Ho-kit
Jamire Jordan	Jameer
Keiti Iakopo	K-T yah-Ko-Po
Talalemotu Muga (redshirt)	Ta-La-Le-Motu, Ma-ooga
Kesomi Mafi (inactive)	ke-So-Me
Maamalaoa Mafi	Ma-ma-low-ah
Netane Muti	Nuh-tahn-E Moo-T











Emeka Ndoh	ah-Mec-ah en-doh
Tobenna Okeke	Tow-BEN-nuh, ohh-kay-kay
Nela Otukolo	Nel-uh, O-two-Co-low
Dejonte O'Neal	Dijon-teh
Namani Parker	Na-monn-E
Deonte Perry	Dee-On-teh
Ryan Popolizio	Pop-uh-Liz-E-oh
Michiah Quick (inactive)	Mih-kai-ah
Trent Soechting	Sec-Ting
David Tangipa	Tong-E-Pa
Syrus Tuitele	Two-tell-E
Zelan Tupuola (inactive)	Z-lynn, Tu-Pu-Oh-La
Quireo Woodley	Keer-E-O

Kalen DeBoer	K-lynn
Orlando Steinuer	Stien-ow-er
Brad Vonnahme	Va-Nom-E



SCHEDULE/FUTURES

2017 BULLDOG FOOTBALL SCHEDULE (ALL TIMES PACIFIC)

September	2	Incarnate Word 	W, 66-0	
	9	at Alabama 	L, 41-10	ESPN 2
	16	at Washington 	L, 48-16	
	30	Nevada* 	W, 41-21	AT&T Sports Networks
October	7	at San Jose State* 	W, 27-10	ESPN 3
	14	New Mexico*# 	W, 38-0	AT&T Sports Networks
	21	at San Diego State* 	W, 27-3	CBS Sports Network
	28	UNLV* 	L, 26-16	AT&T Sports Networks
November	4	BYU 	W, 20-13	ESPN 2
	11	at Hawai'i* 	W, 31-21	KSEE 24
	18	at Wyoming* 	W, 13-7	AT&T Sports Networks
	25	Boise State* 	W, 28-17	CBS Sports Network
Dec.	2	Boise State^ 	L, 17-14	ESPN

BULLDOG FOOTBALL CHANNEL FINDER...

AT&T U-VERSE
 AT&T SportsNet/ROOT: 757, 1757
 CBS Sports Network: 643, 1643
 ESPN: 602, 1602
 ESPN2: 606, 1606
 ESPNEWS: 604, 1604
 ESPNU: 605, 1605
 PAC-12 Network: 759, 1759

COMCAST (FRESNO MARKET)

AT&T SportsNet/ROOT: N/A
 CBS Sports Network: 418, 732
 ESPN: 32, 724
 ESPN2: 33, 725
 ESPNEWS: 402, 726
 ESPNU: 420, 788
 PAC-12 Network: 434, 823

DIRECTV

AT&T SportsNet/ROOT: 684
 CBS Sports Network: 221
 ESPN: 206
 ESPN2: 209
 ESPNEWS: 207
 ESPNU: 208
 PAC-12 Network: N/A

DISH NETWORK

AT&T SportsNet/ROOT: N/A
 CBS Sports Network: 158
 ESPN: 140
 ESPN2: 144
 ESPNEWS: 142
 ESPNU: 141
 PAC-12 Network: 409

Indicators

^ Mountain West Championship Game | * conference game | # homecoming

FUTURE BULLDOG FOOTBALL SCHEDULES

2018			2019			2020			2021
Date	Opponent	Location	Date	Opponent	Location	Date	Opponent	Location	
S1	Idaho	Fresno, CA	A31	at USC	Los Angeles, CA	S12	at Colorado	Boulder, CO	Sept. 4 -- at Oregon
S8	at Minnesota	Minneapolis, MN	S7	Minnesota	Fresno, CA	S26	at Texas A&M	College Station, TX	Sept. 18 -- at UCLA
S15	at UCLA	Los Angeles, CA	S21	Sacramento State	Fresno, CA	TBD	TBD		
S29	Toledo	Fresno, CA	TBD	TBD		TBD	TBD		
	at Boise State*	Boise, ID		at Air Force*	Colorado Springs, CO	Air Force	Fresno, CA		2022
	Hawai'i*	Fresno, CA		Colorado State*	Fresno, CA	at Colorado State*	Fort Collins, CO		Sept. 3 -- Sacramento State
	at Nevada*	Reno, NV		at Hawai'i*	Honolulu, HI	Hawai'i*	Fresno, CA		Sept. 10 -- Oregon State
	at New Mexico*	Albuquerque, NM		Nevada*	Fresno, CA	at Nevada*	Reno, NV		Sept. 17 -- at USC
	San Diego State*	Fresno, CA		at San Diego State*	San Diego, CA	San Diego State*	Fresno, CA		2023
	San Jose State*	Fresno, CA		at San Jose State*	San Jose, CA	San Jose State*	Fresno, CA		Sept. 16 -- at Arizona State
	at UNLV*	Las Vegas, NV		UNLV*	Fresno, CA	at UNLV*	Las Vegas, NV		2024
	Wyoming*	Fresno, CA		Utah State*	Fresno, CA	at Utah State*	Logan, UT		Aug. 31 -- at Oregon State
									Sept. 14 -- at UCLA

* = Mountain West game

All future conference game dates are TBD

2025

Aug. 30 -- at USC



2017 FRESNO STATE STATISTICS

2017 SCHEDULE/RESULTS

Date	Opponent	Result	Score	Overall	Conference	Time	Attend
Sept. 2, 2017	Incarnate Word	W	66-0	1-0	--	3:01	39,447
Sept. 9, 2017	at Alabama	L	41-10	1-1	--	3:01	101,127
Sept. 16, 2017	at Washington	L	48-16	1-2	--	3:06	68,384
Sept. 30, 2017	Nevada*	W	41-21	2-2	1-0	3:12	27,434
Oct. 7, 2017	at San Jose State*	W	27-10	3-2	2-0	3:10	18,483
Oct. 14, 2017	New Mexico*	W	38-0	4-2	3-0	2:57	28,090
Oct. 21, 2017	at San Diego State*	W	27-3	5-2	4-0	3:02	43,243
Oct. 28, 2017	UNLV*	L	26-16	5-3	4-1	2:50	27,922
Nov. 4, 2017	BYU	W	20-13	6-3	--	3:10	29,370
Nov. 11, 2017	at Hawai'i*	W	31-21	7-3	5-1	3:50	21,357
Nov. 18, 2017	at Wyoming*	W	13-7	8-3	6-1	3:09	15,440
Nov. 25, 2017	Boise State*	W	28-17	9-3	7-1	3:27	31,526
Dec. 2, 2017	vs. Boise State^	L	17-14	9-4	--	3:27	24,515

* MW game; ^ MW Championship Game

TEAM STATISTICS

TEAM STATISTICS	Fresno St.	OPP
SCORING	347	224
Points Per Game	26.7	17.2
Points Off Turnovers	54	29
FIRST DOWNS	244	222
Rushing	115	89
Passing	116	119
Penalty	13	14
RUSHING YARDAGE	2039	1516
Yards gained rushing	2222	1845
Yards lost rushing	183	329
Rushing Attempts	476	433
Average Per Rush	4.3	3.5
Average Per Game	156.8	116.6
TDs Rushing	20	12
PASSING YARDAGE	2989	2631
Comp-Att-Int	235-388-6	252-418-8
Average Per Pass	7.7	6.3
Average Per Catch	12.7	10.4
Average Per Game	229.9	202.4
TDs Passing	19	13
TOTAL OFFENSE	5028	4147
Total Plays	864	851
Average Per Play	5.8	4.9
Average Per Game	386.8	319.0
KICK RETURNS: #-Yards	35-760	35-661
PUNT RETURNS: #-Yards	15-102	13-188
INT RETURNS: #-Yards	8-38	6-101
KICK RETURN AVERAGE	21.7	18.9
PUNT RETURN AVERAGE	6.8	14.5
INT RETURN AVERAGE	4.8	16.8
FUMBLES-LOST	17-5	16-11
PENALTIES-Yards	67-558	66-523
Average Per Game	42.9	40.2
PUNTS-Yards	65-2736	73-3093
Average Per Punt	42.1	42.4
Net punt average	36.7	40.7
KICKOFFS-Yards	74-4619	52-3077
Average Per Kick	62.4	59.2
Net kick average	41.0	37.8
TIME OF POSSESSION/Game	31:08	28:52
3RD-DOWN Conversions	61/172	61/182
3rd-Down Pct	35%	34%
4TH-DOWN Conversions	9/14	6/22
4th-Down Pct	64%	27%
SACKS BY-Yards	32-199	9-62
MISC YARDS	36	0
TOUCHDOWNS SCORED	40	27
FIELD GOALS-ATTEMPTS	21-26	12-17
ON-SIDE KICKS	0-0	0-2
RED-ZONE SCORES	(42-47) 89%	(29-35) 83%
RED-ZONE TOUCHDOWNS	(27-47) 57%	(20-35) 57%
PAT-ATTEMPTS	(38-39) 97%	(24-25) 96%
ATTENDANCE	183789	292549
Games/Avg Per Game	6/30632	7/41793

Score by Quarters	1st	2nd	3rd	4th	OT	Total
Fresno State	94	114	94	45	--	347
Opponents	61	64	34	65	--	224

FIELD GOALS	FGM-FGA	Pct.	01-19	20-29	30-39	40-49	50-59	Lg	Blk
CAMACHO, Jimmy	21-26	80.8	0-0	8-8	7-8	5-8	1-2	50	0

FG SEQUENCE	Fresno St.	Opponents
Incarnate Word	(30), (47)	30
at Alabama	(27)	(24), (22)
at Washington	48, (29), (34), (31)	--
Nevada	(29), 32, 43, (27)	45
at San Jose State	(38), (50)	(51)
New Mexico	(37)	44
at San Diego State	(38), (43)	(37)
UNLV	(34)	(38), (27), (23), (25)
BYU	(43), (42)	(27), (46)
at Hawai'i	(27), 54	--
at Wyoming	(27), (29)	--
Boise State	(22), (41)	38, (24)
at Boise State	41	(31), 46

(parenthesis indicate field goal was made)

PUNTING	No.	Yds	Avg.	Long	TB	FC	I20	50+
CUSICK, Blake	64	2713	42.4	66	8	31	18	15
McMARYION, Marcus	1	23	23.0	23	0	0	1	0
Total.....	65	2736	42.1	66	8	31	19	15
Opponents.....	73	3093	42.4	75	1	39	31	10

KICKOFFS	No.	Yds	Avg.	TB	OB	Retn	Ney	YdLn
CAMACHO, Jimmy	74	4619	62.4	37	0			
Total.....	74	4619	62.4	37	0	661	41.0	24
Opponents.....	52	3077	59.2	14	2	760	37.8	27

PUNT RETURNS	No.	Yds	Avg.	TD	Long
RIVERS, Ronnie	7	34	4.9	0	13
JOHNSON, Keesea	4	21	5.2	0	14
O'NEAL, Dejonte	3	40	13.3	0	44
SCOTT, Da'Mari	1	7	7.0	0	7
Total.....	15	102	6.8	0	44
Opponents.....	13	188	14.5	1	77

KICK RETURNS	No.	Yds	Avg.	TD	Long
O'NEAL, Dejonte	18	354	19.7	0	29
SCOTT, Da'Mari	9	218	24.2	0	63
JORDAN, Jamire	5	179	35.8	0	71
TANGIPA, David	2	5	2.5	0	5
MIMS, Jordan	1	4	4.0	0	4
Total.....	35	760	21.7	0	71
Opponents.....	35	661	18.9	0	39



2017 FRESNO STATE STATISTICS

RUSHING	G	Att.	Gain	Loss	Net	Avg.	TD	Long	Avg/G
MIMS, Jordan	13	143	620	11	609	4.3	6	24	46.8
HOKIT, Josh	13	117	533	14	519	4.4	7	26	39.9
RIVERS, Ronnie	12	95	477	4	473	5.0	5	30	39.4
McMARYION, Marcus	13	48	311	59	252	5.2	2	57	19.4
O'NEAL, Dejonte	12	24	112	3	109	4.5	0	17	9.1
SCOTT, Da'Mari	13	13	91	0	91	7.0	0	15	7.0
PERRY, Deonte	1	8	32	1	31	3.9	0	8	31.0
JOHNSON, Saevion	7	7	22	2	20	2.9	0	11	2.9
VIRGIL, Chason	11	5	19	13	6	1.2	0	11	0.5
GRIM, Derrion	12	1	5	0	5	5.0	0	5	0.4
JOHNSON, Keesea	13	1	0	0	0	0.0	0	0	0.0
JORDAN, Jamire	13	1	0	7	-7	-7.0	0	0	-0.5
TEAM	11	13	0	69	-69	-5.3	0	0	-6.3
Total.....	13	476	2222	183	2039	4.3	20	57	156.8
Opponents.....	13	433	1845	329	1516	3.5	12	55	116.6

PASSING	G	Effic	Comp-Att-Int	Pct	Yds	TD	Long	Avg/G
MCMARYION, Marcus	13	139.75	185-303-4	61.1	2384	14	81	183.4
VIRGIL, Chason	11	117.97	48-83-2	57.8	524	3	40	47.6
HOKIT, Josh	13	770.20	2-2-0	100.0	81	2	65	6.2
Total.....	13	138.34	235-388-6	60.6	2989	19	81	229.9
Opponents.....	13	119.59	252-418-8	60.3	2631	13	73	202.4

RECEIVING	G	No.	Yards	Avg.	TD	Long	Avg/G
JOHNSON, Keesean	13	69	918	13.3	8	81	70.6
SCOTT, Da'Mari	13	53	543	10.2	1	35	41.8
JORDAN, Jamire	13	21	482	23.0	3	70	37.1
RIVERS, Ronnie	12	18	121	6.7	1	21	10.1
RICE, Jared	12	16	304	19.0	2	65	25.3
GRIM, Derrion	12	12	184	15.3	1	63	15.3
HOKIT, Josh	13	12	98	8.2	0	27	7.5
MIMS, Jordan	13	11	119	10.8	0	29	9.2
O'NEAL, Dejonte	12	11	98	8.9	0	16	8.2
RIDDERING, Kyle	13	6	44	7.3	1	21	3.4
ALLEN, Justin	13	2	51	25.5	1	45	3.9
JOHNSON, Saevion	7	2	23	11.5	0	15	3.3
TANGIPA, David	13	1	3	3.0	1	3	0.2
PARKER, Namani	11	1	1	1.0	0	1	0.1
Total.....	13	235	2989	12.7	19	81	229.9
Opponents.....	13	252	2631	10.4	13	73	202.4

FUMBLE RETURNS	No.	Yds	Avg.	TD	Long
BELL, Mike	2	4	2.0	0	3
ALLISON, J.	1	3	3.0	0	3
Total.....	3	7	2.3	0	3
Opponents.....	1	3	3.0	0	3

INTERCEPTIONS	No.	Yds	Avg.	TD	Long
BRYANT, Jaron	3	20	6.7	1	18
JOHNSON, Johnny	1	0	0.0	0	0
KELLY, Anthoula	1	0	0.0	0	0
COLEMAN, Sherman	1	0	0.0	0	0
BELL, Mike	1	18	18.0	0	18
HUGHES, Juju	1	0	0.0	0	0
Total.....	8	38	4.8	1	18
Opponents.....	6	101	16.8	1	30

SCORING	TD	FGs	Kick	Rush	Rev	Pass	DPX	Saf	Pts
CAMACHO, Jimmy	0	21-26	38-39	0-0	0	0-0	0	0	101
JOHNSON, Keesean	8	0-0	0-0	0-0	0	0-0	0	0	48
HOKIT, Josh	7	0-0	0-0	0-0	0	0-0	0	0	42
RIVERS, Ronnie	6	0-0	0-0	0-0	0	0-0	0	0	36
MIMS, Jordan	6	0-0	0-0	0-0	0	0-0	0	0	36
JORDAN, Jamire	3	0-0	0-0	0-0	0	0-0	0	0	18
RICE, Jared	2	0-0	0-0	0-0	0	0-0	0	0	12
MCMARYION, Marcus	2	0-0	0-0	0-0	0	0-0	0	0	12
TANGIPA, David	1	0-0	0-0	0-0	0	0-0	0	0	6
GRIM, Derrion	1	0-0	0-0	0-0	0	0-0	0	0	6
RIDDERING, Kyle	1	0-0	0-0	0-0	0	0-0	0	0	6
BRYANT, Jaron	1	0-0	0-0	0-0	0	0-0	0	0	6
SCOTT, Da'Mari	1	0-0	0-0	0-0	0	0-0	0	0	6
ALLEN, Justin	1	0-0	0-0	0-0	0	0-0	0	0	6
FORRESTER, M.	0	0-0	0-0	0-0	0	0-0	0	1	2
TEAM	0	0-0	0-0	0-0	0	0-0	0	1	2
NDOH, Emeka	0	0-0	0-0	0-0	0	0-0	0	1	2
VIRGIL, Chason	0	0-0	0-0	0-0	0	0-1	0	0	0
Total.....	40	21-26	38-39	0-0	0	0-1	0	3	347
Opponents.....	27	12-17	24-25	0-0	1	1-2	0	0	224

TOTAL OFFENSE	G	Plays	Rush	Pass	Total	Avg/G
MCMARYION, Marcus	13	351	252	2384	2636	202.8
MIMS, Jordan	13	143	609	0	609	46.8
HOKIT, Josh	13	119	519	81	600	46.2
VIRGIL, Chason	11	88	6	524	530	48.2
RIVERS, Ronnie	12	95	473	0	473	39.4
O'NEAL, Dejonte	12	24	109	0	109	9.1
SCOTT, Da'Mari	13	13	91	0	91	7.0
PERRY, Deonte	1	8	31	0	31	31.0
JOHNSON, Saevion	7	7	20	0	20	2.9
GRIM, Derrion	12	1	5	0	5	0.4
JORDAN, Jamire	13	1	-7	0	-7	-0.5
TEAM	11	13	-69	0	-69	-6.3
Total.....	13	864	2039	2989	5028	386.8
Opponents.....	13	851	1516	2631	4147	319.0

ALL PURPOSE	G	Rush	Rec	PR	KOR	IR	Tot	Avg/G
JOHNSON, Keesean	13	0	918	21	0	0	939	72.2
SCOTT, Da'Mari	13	91	543	7	218	0	859	66.1
MIMS, Jordan	13	609	119	0	4	0	732	56.3
JORDAN, Jamire	13	-7	482	0	179	0	654	50.3
RIVERS, Ronnie	12	473	121	34	0	0	628	52.3
HOKIT, Josh	13	519	98	0	0	0	617	47.5
O'NEAL, Dejonte	12	109	98	40	354	0	601	50.1
RICE, Jared	12	0	304	0	0	0	304	25.3
MCMARYION, Marcus	13	252	0	0	0	0	252	19.4
GRIM, Derrion	12	5	184	0	0	0	189	15.8
ALLEN, Justin	13	0	51	0	0	0	51	3.9
RIDDERING, Kyle	13	0	44	0	0	0	44	3.4
JOHNSON, Saevion	7	20	23	0	0	0	43	6.1
PERRY, Deonte	1	31	0	0	0	0	31	31.0
BRYANT, Jaron	13	0	0	0	0	20	20	1.5
BELL, Mike	11	0	0	0	0	18	18	1.6
TANGIPA, David	13	0	3	0	5	0	8	0.6
VIRGIL, Chason	11	6	0	0	0	0	6	0.5
PARKER, Namani	11	0	1	0	0	0	1	0.1
TEAM	11	-69	0	0	0	0	-69	-6.3
Total.....	13	2039	2989	102	760	38	5928	456.0
Opponents.....	13	1516	2631	188	661	101	5097	392.1



2017 FRESNO STATE STATISTICS

DEFENSIVE LEADERS	GP	----- Tackles -----			TFL/Yds	-Sacks-		--- Pass Def ---		- Fumbles -		Blkd	
		Solo	Ast	Total		No.-Yards	Int-Yds	BrUp	QBH	Rev-Yds	FF	Kick	Saf
ALLISON, J.	13	71	42	113	4.5-21	2.0-13	.	3	.	2-3	2	.	.
HELMUTH, George	13	52	31	83	8.0-32	4.0-22	.	1	4	2-0	1	.	.
BELL, Mike	11	45	25	70	3.0-9	.	1-18	3	.	2-4	1	.	.
HUGHES, Juju	13	52	17	69	6.0-12	1.0-4	1-0	7	1	.	1	.	.
BAILEY, James	13	37	31	68	3.5-7	.	.	1	.	.	1	1	.
BRYANT, Jaron	13	47	17	64	1.5-4	.	3-20	6	.	.	1	.	.
KELLY, Anthoula	13	37	8	45	3.0-9	.	1-0	6
FORRESTER, M.	13	23	11	34	8.0-41	5.0-34	.	1	3	.	1	.	1
STANLEY, Robert	13	24	10	34	10.5-50	4.0-28	.	3	.	2-0	1	.	.
OKEKE, Tobenna	13	19	14	33	9.0-30	5.0-24	.	.	1	.	3	.	.
JOHNSON, Johnny	12	17	7	24	.	.	1-0	2
HAYNES, Jasad	13	7	11	18	2.0-4	.	.	.	1	1-0	.	.	.
MADSEN, Nathan	12	10	6	16	4.5-23	2.0-17	.	1	2
ATKINS, Kevin	13	6	10	16	1.5-5
SOECHTING, T.	13	5	6	11	.	.	.	1
VAN HOOK, S.	13	6	5	11	3.5-18	2.0-15	.	.	1
JONES, Kwami	12	6	4	10	2.0-5	1.0-4	.	1
POTTS, DeShawn	13	6	4	10	.	.	.	1
NDOH, Emeka	12	7	2	9	5.0-33	4.0-30	.	1	1	2-0	1	.	1
RICE, Justin	10	6	3	9	2.0-5
GREEN, Justin	13	3	5	8	1.0-5	1.0-5
MILTON, Ka'Lonn	10	5	2	7
OTUKOLO, Nela	12	3	3	6
DEGRUY, Damien	11	5	1	6	2.0-4	1.0-3
COLEMAN, Sherman	8	5	1	6	.	.	1-0	1	.
IAKOPO, Keiti	11	1	4	5
MOSBY, Arron	13	3	1	4
FINCH, Jackson	4	2	2	4	.	.	.	1
MAFI, Maamaloa	13	2	1	3
BELONY, Patrick	4	1	2	3
WESTBERRY, J.	13	1	1	2
HOKIT, Josh	13	2	.	2
VIRGIL, Chason	11	2	.	2
FOSTER, Tainoa	3	1	1	2	0.5-1	.	.	1
JORDAN, Jamire	13	1	.	1
CAGE, Richard	5	.	1	1
TEAM	11	1
Total.....	13	520	289	809	81-318	32-199	8-38	40	14	11-7	13	2	3
Opponents.....	13	516	310	826	40.0-169	9-62	6-101	38	12	5-3	11	.	.

DEFENSE GAME-BY-GAME

TACKLES	UA-A	Tot	UIW	ALA	UW	Nev	SJSU	UNM	SDSU	UNLV	BYU	UH	Wyo	BSU	BSU
ALLISON, J.	71-42	113	4-1	7-7	4-1	2-6	5-4	7-0	9-1	2-6	6-8	8-0	9-2	3-1	5-5
HELMUTH, George	52-31	83	2-2	1-0	3-1	4-6	4-2	4-1	6-3	7-1	0-4	6-2	7-4	4-3	4-2
BELL, Mike	45-25	70	DNP	DNP	6-3	3-4	1-2	8-2	2-0	6-2	7-3	3-0	3-1	3-3	3-5
HUGHES, Juju	52-17	69	2-0	5-4	1-2	3-1	4-2	9-2	2-0	3-2	6-1	4-0	4-0	5-2	4-1
BAILEY, James	37-31	68	0-1	3-1	3-2	4-4	0-4	4-0	2-2	1-3	3-5	7-2	2-2	5-3	3-2
BRYANT, Jaron	47-17	64	1-1	6-1	1-2	3-3	3-2	1-0	6-1	4-0	3-1	3-1	4-1	5-2	7-2
KELLY, Anthoula	37-8	45	6-0	2-0	1-0	2-1	2-0	4-2	2-1	4-2	4-1	1-0	4-0	3-0	2-1
STANLEY, Robert	24-10	34	3-0	1-1	1-2	-	3-1	-	5-0	3-1	2-1	2-0	1-1	2-3	1-0
FORRESTER, M.	23-11	34	0-1	2-0	1-1	0-1	4-2	2-0	-	1-2	1-0	2-2	2-0	4-1	4-1
OKEKE, Tobenna	19-14	33	-	1-1	2-0	1-2	2-3	1-1	-	4-2	1-0	5-1	0-2	2-1	0-1
JOHNSON, Johnny	17-7	24	1-0	3-2	1-3	3-1	1-0	-	2-1	-	3-0	2-0	-	1-0	DNP
HAYNES, Jasad	7-11	18	1-1	0-1	0-1	-	2-0	0-1	0-1	1-1	1-1	1-0	1-2	0-2	-
MADSEN, Nathan	10-6	16	-	0-1	1-0	0-1	0-1	-	4-0	2-2	1-0	1-0	0-1	1-0	DNP
ATKINS, Kevin	6-10	16	1-0	-	-	0-1	-	-	-	-	1-0	-	1-3	2-2	1-4
VAN HOOK, S.	6-5	11	1-0	-	-	1-2	0-1	-	1-1	1-0	-	1-0	-	-	1-1
SOECHTING, T.	5-6	11	1-0	1-2	2-0	1-3	-	-	-	-	-	-	-	-	0-1
JONES, Kwami	6-4	10	-	2-1	2-1	-	-	1-0	-	1-0	-	-	0-1	0-1	DNP
POTTS, DeShawn	6-4	10	-	2-1	0-2	1-0	3-1	-	-	-	-	-	-	-	-
RICE, Justin	6-3	9	1-0	1-1	4-1	0-1	-	DNP	-	-	DNP	DNP	-	-	-
NDOH, Emeka	7-2	9	3-0	1-0	-	2-0	0-1	DNP	1-0	-	0-1	-	-	-	-
GREEN, Justin	3-5	8	-	0-3	0-1	1-0	-	1-1	-	-	-	1-0	-	-	-
MILTON, Ka'Lonn	5-2	7	3-0	2-1	-	0-1	DNP	-	-	DNP	DNP	-	-	-	-
COLEMAN, S.	5-1	6	2-0	-	3-1	DNP	DNP	-	-	-	DNP	-	DNP	DNP	-
DEGRUY, Damien	5-1	6	1-0	-	1-0	-	-	1-0	1-0	-	DNP	DNP	-	1-0	0-1
OTUKOLO, Nela	3-3	6	2-0	-	1-0	-	-	-	0-2	-	-	-	-	0-1	DNP
IAKOPO, Keiti	1-4	5	-	0-1	0-1	0-1	DNP	-	1-1	-	-	-	-	-	DNP
MOSBY, Arron	3-1	4	1-0	-	-	-	-	-	1-0	-	1-0	-	-	-	0-1



2017 FRESNO STATE STATISTICS

INDIVIDUAL GAME-BY-GAME

RUSHING	No-Yds/TD	UIW	ALA	UW	Nev	SJSU	UNM	SDSU	UNLV	BYU	UH	Wyo	BSU	BSU
MIMS, Jordan	143-609/6	8-38/1	2-2/0	6-17/0	10-52/0	12-49/0	10-65/0	21-112/0	12-68/2	20-54/2	12-55/0	13-40/0	11-43/1	6-14/0
HOKIT, Josh	117-519/7	4-13/2	4-12/0	3-29/0	5-29/0	10-43/1	14-70/1	14-77/3	5-19/0	13-59/0	10-44/0	21-69/0	5-9/0	9-46/0
RIVERS, Ronnie	95-473/5	9-60/1	9-29/0	10-29/0	12-82/1	19-105/2	6-39/1	DNP	-	3-14/0	11-53/0	7-33/0	5-12/0	4-17/0
McMARYION, M.	48-252/2	1-7/0	1-15/0	5-23/0	6-14/0	8-24/0	3-52/0	-	9-39/0	1-1/0	1-15/0	2-2/0	4-27/0	7-33/2
O'NEAL, Deonte	24-109/0	5-37/0	-	2-11/0	1--1/0	DNP	1-5/0	2-11/0	5-32/0	2-5/0	-	1-3/0	1-2/0	4-4/0
SCOTT, Da'Mari	13-91/0	-	2-10/0	-	1-15/0	-	-	-	2-18/0	1-3/0	1-10/0	-	2-10/0	4-25/0
PERRY, Deonte	8-31/0	8-31/0	DNP	DNP	DNP	DNP	DNP	DNP	DNP	DNP	DNP	DNP	DNP	DNP
JOHNSON, S.	7-20/0	5-13/0	DNP	2-7/0	DNP	DNP	DNP	DNP	-	DNP	-	-	-	-
VIRGIL, Chason	5-6/0	-	3-2/0	2-4/0	DNP	DNP	-	-	-	-	-	-	-	-
GRIM, Derrion	1-5/0	-	-	-	1-5/0	-	-	-	-	-	-	-	-	DNP
JOHNSON, Keesean	1-0/0	-	-	-	-	-	-	-	-	-	-	1-0/0	-	-
JORDAN, Jamire	1--7/0	-	-	-	-	1--7/0	-	-	-	-	-	-	-	-

RECEIVING	No-Yds/TD	UIW	ALA	UW	Nev	SJSU	UNM	SDSU	UNLV	BYU	UH	Wyo	BSU	BSU
JOHNSON, Keesean	69-918/8	7-120/0	8-55/0	4-51/0	7-104/3	2-52/0	5-105/1	4-47/0	4-21/0	5-47/0	6-91/2	6-48/0	6-119/2	5-58/0
SCOTT, Da'Mari	53-543/1	2-32/0	7-67/0	5-40/1	4-50/0	7-45/0	1-1/0	3-57/0	4-28/0	4-61/0	7-82/0	4-42/0	3-35/0	2-3/0
JORDAN, Jamire	21-482/3	2-64/1	1-7/0	-	1-14/0	2-24/0	3-108/2	2-56/0	-	3-56/0	-	1-44/0	4-91/0	2-18/0
RICE, Jared	16-304/2	1-65/1	1-10/0	3-43/0	-	-	1-22/0	-	DNP	1-3/0	2-31/1	1-32/0	3-54/0	3-44/0
GRIM, Derrion	12-184/1	2-14/0	2-23/1	1-3/0	2-69/0	-	1-7/0	-	4-68/0	-	-	-	-	DNP
RIVERS, Ronnie	18-121/1	3-22/0	1-6/0	-	2-24/0	4-15/0	-	DNP	-	1-7/0	1-8/0	2-20/1	3-8/0	1-11/0
MIMS, Jordan	11-119/0	1-21/0	1-7/0	4-41/0	1--3/0	-	1-29/0	-	1-8/0	-	-	-	1-1/0	1-15/0
O'NEAL, Deonte	11-98/0	-	1-5/0	2-12/0	3-25/0	DNP	-	1-16/0	-	-	-	-	2-17/0	2-23/0
HOKIT, Josh	12-98/0	-	2-16/0	2-4/0	3-25/0	-	1-27/0	-	2-6/0	-	1-13/0	-	1-7/0	-
ALLEN, Justin	2-51/1	2-51/1	-	-	-	-	-	-	-	-	-	-	-	-
RIDDERING, Kyle	6-44/1	1-2/1	2-20/0	-	1-3/0	-	-	-	1-21/0	-	1--2/0	-	-	-
JOHNSON, S.	2-23/0	2-23/0	DNP	-	DNP	DNP	DNP	DNP	-	DNP	-	-	-	-
TANGIPA, David	1-3/1	-	-	-	-	-	-	-	-	-	1-3/1	-	-	-
PARKER, Namani	1-1/0	-	-	-	1-1/0	-	-	-	-	-	-	-	DNP	DNP

PASSING

#5 VIRGIL	Att.	Comp	Int	Pct	Yards	TD	Long	Sack	Yds	Effic
Incarnate Word	29	16	0	55.2	246	1	40	0	0	137.8
at No. 1 Alabama	34	21	1	61.8	180	1	30	2	9	110.1
at No. 6 Washington	20	11	1	55.0	98	1	19	0	0	102.7
TOTALS	83	48	2	57.8	524	3	40	2	9	118.0

#6 MCMARYION	Att.	Comp	Int	Pct	Yards	TD	Long	Sack	Yds	Effic
Incarnate Word	7	6	0	85.7	103	2	45	0	0	303.6
at No. 1 Alabama	7	5	0	71.4	36	0	12	0	0	114.6
at No. 6 Washington	16	10	0	62.5	96	0	23	1	7	112.9
Nevada	32	24	1	75.0	296	2	63	1	7	167.1
at San Jose State	26	15	0	57.7	136	0	45	0	0	101.6
New Mexico	23	13	0	56.5	299	3	75	1	13	208.8
San Diego State	16	10	0	62.5	176	0	48	0	0	154.9
UNLV	27	16	0	59.3	152	0	31	1	8	106.5
BYU	20	14	0	70.0	174	0	50	0	0	143.1
at Hawai'i	36	19	2	52.8	226	4	34	0	0	131.1
at Wyoming	23	14	0	60.9	186	1	44	1	6	143.1
Boise State	36	23	0	63.9	332	2	81	0	0	159.7
at Boise State	34	16	1	47.1	172	0	22	2	12	83.7
TOTALS	303	185	4	61.1	2384	14	81	7	53	139.8

PUNT RET	No-Yds	UIW	ALA	UW	Nev	SJSU	UNM	SDSU	UNLV	BYU	UH	Wyo	BSU	BSU
O'NEAL, Deonte	3-40	3-40	-	-	-	DNP	-	-	-	-	-	-	-	-
RIVERS, Ronnie	7-34	2-19	-	1-6	1-5	1-3	1-1	DNP	-	-	-	-	-	1-0
JOHNSON, Keesean	4-21	-	-	-	-	-	-	1-14	1-4	-	-	2-3	-	-
SCOTT, Da'Mari	1-7	-	-	-	-	-	-	-	-	-	1-7	-	-	-

KICK RET	No-Yds	UIW	ALA	UW	Nev	SJSU	UNM	SDSU	UNLV	BYU	UH	Wyo	BSU	BSU
O'NEAL, Deonte	18-354	1-22	2-33	5-106	-	DNP	-	-	2-46	3-53	4-75	-	1-19	-
SCOTT, Da'Mari	9-218	2-42	3-94	1-18	1-16	-	-	-	-	-	-	-	1-25	1-23
JORDAN, Jamire	5-179	-	-	-	1-71	-	-	-	4-108	-	-	-	-	-
TANGIPA, David	2-5	-	-	-	1-0	-	-	-	1-5	-	-	-	-	-
MIMS, Jordan	1-4	-	-	1-4	-	-	-	-	-	-	-	-	-	-

INT RET	No-Yds	UIW	ALA	UW	Nev	SJSU	UNM	SDSU	UNLV	BYU	UH	Wyo	BSU	BSU
BRYANT, Jaron	3-20	-	-	-	2-20	1-0	-	-	-	-	-	-	-	-
COLEMAN, S.	1-0	1-0	-	-	DNP	DNP	-	-	-	DNP	-	DNP	DNP	-
KELLY, Anthoula	1-0	-	-	-	-	-	-	-	-	-	1-0	-	-	-
BELL, Mike	1-18	DNP	DNP	-	-	-	1-18	-	-	-	-	-	-	-
JOHNSON, Johnny	1-0	-	-	-	1-0	-	-	-	-	-	-	-	-	DNP
HUGHES, Juju	1-0	-	-	-	-	1-0	-	-	-	-	-	-	-	-



2017 FRESNO STATE STATISTICS

TKLS FOR LOSS	UA-A	Tot	UIW	ALA	UW	Nev	SJSU	UNM	SDSU	UNLV	BYU	UH	Wyo	BSU	BSU
STANLEY, Robert	9-3	10.5	1.0-5	0.5-4	1.5-2	-	-	-	3.0-17	1.0-2	1.0-7	1.0-8	-	0.5-1	1.0-4
OKEKE, Tobenna	9-0	9.0	-	-	1.0-2	1.0-1	1.0-4	1.0-4	-	2.0-3	-	3.0-16	-	-	-
HELMUTH, George	7-2	8.0	-	-	2.0-9	1.0-9	-	-	1.0-2	-	-	1.5-3	-	0.5-2	2.0-7
FORRESTER, M.	7-2	8.0	-	-	-	0.5-4	3.0-17	-	-	0.5-0	-	-	1.0-6	2.0-12	1.0-2
HUGHES, Juju	6-0	6.0	-	-	-	-	2.0-6	2.0-4	-	1.0-1	-	-	1.0-1	-	-
NDOH, Emeka	5-0	5.0	3.0-23	-	-	1.0-2	-	DNP	1.0-8	-	-	-	-	-	-
ALLISON, J.	4-1	4.5	-	1.0-8	-	0.5-3	1.0-3	-	1.0-2	-	1.0-5	-	-	-	-
MADSEN, Nathan	4-1	4.5	-	0.5-3	-	-	-	-	1.0-7	2.0-3	-	-	-	1.0-10	DNP
BAILEY, James	3-1	3.5	-	1.0-1	-	-	0.5-1	1.0-3	-	-	-	1.0-2	-	-	-
VAN HOOK, S.	3-1	3.5	1.0-3	-	-	1.0-12	0.5-0	-	1.0-3	-	-	-	-	-	-
BELL, Mike	2-2	3.0	DNP	DNP	1.5-5	-	-	-	-	0.5-1	-	-	-	-	1.0-3
KELLY, Anthoula	3-0	3.0	1.0-4	-	1.0-4	-	-	-	-	-	-	-	-	-	1.0-1
JONES, Kwami	1-2	2.0	-	-	0.5-0	-	-	1.0-4	-	-	-	-	-	0.5-1	DNP
DEGRUY, Damien	2-0	2.0	-	-	1.0-1	-	-	-	1.0-3	-	DNP	DNP	-	-	-
RICE, Justin	2-0	2.0	1.0-4	-	1.0-1	-	-	DNP	-	-	DNP	DNP	-	-	-
HAYNES, Jasad	1-2	2.0	0.5-1	-	0.5-1	-	1.0-2	-	-	-	-	-	-	-	-
BRYANT, Jaron	1-1	1.5	-	1.0-3	-	-	-	-	-	-	-	0.5-1	-	-	-
ATKINS, Kevin	1-1	1.5	1.0-4	-	-	-	-	-	-	-	-	-	-	0.5-1	-
GREEN, Justin	1-0	1.0	-	-	-	-	-	-	-	-	-	1.0-5	-	-	-
FOSTER, Tainoa	0-1	0.5	0.5-1	-	-	DNP	DNP	DNP	DNP	DNP	DNP	DNP	DNP	DNP	DNP

SACKS	UA-A	Tot	UIW	ALA	UW	Nev	SJSU	UNM	SDSU	UNLV	BYU	UH	Wyo	BSU	BSU
FORRESTER, M.	5-0	5.0	-	-	-	-	2.0-16	-	-	-	-	-	1.0-6	1.0-10	1.0-2
OKEKE, Tobenna	5-0	5.0	-	-	-	-	1.0-4	1.0-4	-	-	-	3.0-16	-	-	-
NDOH, Emeka	4-0	4.0	2.0-20	-	-	1.0-2	-	DNP	1.0-8	-	-	-	-	-	-
HELMUTH, George	4-0	4.0	-	-	1.0-6	1.0-9	-	-	-	-	-	-	-	-	2.0-7
STANLEY, Robert	4-0	4.0	-	-	-	-	-	-	1.0-9	-	1.0-7	1.0-8	-	-	1.0-4
ALLISON, J.	2-0	2.0	-	1.0-8	-	-	-	-	-	-	1.0-5	-	-	-	-
MADSEN, Nathan	2-0	2.0	-	-	-	-	-	-	1.0-7	-	-	-	-	1.0-10	DNP
VAN HOOK, S.	2-0	2.0	-	-	-	1.0-12	-	-	1.0-3	-	-	-	-	-	-
JONES, Kwami	1-0	1.0	-	-	-	-	-	1.0-4	-	-	-	-	-	-	DNP
GREEN, Justin	1-0	1.0	-	-	-	-	-	-	-	-	-	1.0-5	-	-	-
DEGRUY, Damien	1-0	1.0	-	-	-	-	-	-	1.0-3	-	DNP	DNP	-	-	-
HUGHES, Juju	1-0	1.0	-	-	-	-	1.0-4	-	-	-	-	-	-	-	-

LONG PLAYS (20 OR MORE YARDS)

	FS Long Plays			Opponent Long Plays		
	Rush	Pass	Total	Rush	Pass	Total
Incarnate Word	1	10	11	0	1	1
Alabama	0	2	2	3	2	5
Washington	0	2	2	1	4	5
Nevada	0	5	5	0	4	4
San Jose State	0	2	2	0	0	0
New Mexico	3	6	9	0	4	4
SDSU	1	4	5	3	0	3
UNLV	0	2	2	1	0	1
BYU	0	2	2	1	2	3
Hawai'i	0	4	4	0	0	0
Wyoming	0	4	4	0	3	3
Boise State	0	5	5	1	5	6
Boise State	1	1	2	0	4	4
Totals	6	49	55	10	29	39

DRIVE SUPERLATIVES

	Fresno State	Opponent
Most Yards (Result)	89 (TD) - UNLV	90 (TD) - BSU2
Most Plays (Result)	17 (TD) - SJSU	3x, last: 16 (FG) - UNLV
Most Time (Result)	8:04 (TD) - SJSU	7:56 (fumble) - SDSU

FRESNO STATE POINTS OFF TURNOVERS

Game	TOs Gained	TDs	FG	Pts	FS (Fumbles Lost/INT)
Incarnate Word	2 (1 INT/1 FR)	2	0	14	0 (0 INT/0 FL)
Alabama	0 (0 INT/0 FR)	0	0	0	1 (1 INT/0 FL)
Washington	2 (0 INT/2 FR)	0	2	6	1 (1 INT/0 FL)
Nevada	3 (3 INT/0 FR)	1	0	7	3 (1 INT/2 FL)
San Jose State	4 (2 INT/2 FR)	1	1	10	0 (0 INT/0 FL)
New Mexico	2 (1 INT/1 FR)	0	1	3	1 (0 INT/1 FL)
SDSU	1 (0 INT/1 FR)	0	0	0	0 (0 INT/0 FL)
UNLV	0 (0 INT/0 FR)	0	0	0	1 (0 INT/1 FL)
BYU	1 (0 INT/1 FR)	0	0	0	0 (0 INT/0 FL)
Hawai'i	2 (1 INT/1 FR)	1	0	7	2 (2 INT/0 FL)
Wyoming	2 (0 INT/2 FR)	1	0	7	1 (0 INT/1 FL)
Boise State	0 (0 INT/0 FR)	0	0	0	0 (0 INT/0 FL)
Boise State	0 (0 INT/0 FR)	0	0	0	1 (1 INT/0 FL)
Totals	19 (8 INT/11 FR)	6	4	54	11 (6 INT/5 FL)
Opponents	11 (6 INT/5 FR)	4	1	29	

GAME-OPENING DRIVES

Opponent	[---Fresno State---]			[-----Opponent-----]		
	Pts.	1st Dwns	Yds.	Pts.	1st Dwns	Yds
Incarnate Word	0	0	9	0	2	29
Alabama	0	0	7	7	2	73
Washington	0	1	17	7	3	76
Nevada	7	2	29	0	2	19
San Jose State	0	0	3	0	0	9
New Mexico	0	0	9	0	0	5
SDSU	0	1	15	0	6	83
UNLV	6 (miss xp)	5	78	3	2	48
BYU	3	3	48	0	0	8
Hawai'i	0	2	23	0	2	36
Wyoming	0	0	0	0	0	-1
Boise State	7	4	71	7	3	75
Boise State	0 (miss FG)	3	41	0	2	35

SECOND HALF-OPENING DRIVES

Opponent	[---Fresno State---]			[-----Opponent-----]		
	Pts.	1st Dwns	Yds.	Pts.	1st Dwns	Yds
Incarnate Word	7	2	61	0	1	-8
Alabama	0	2	32	0	2	31
Washington	0	0	7	7	1	70
Nevada	0	1	18	0	0	4
San Jose State	0	0	5	0	0	4
New Mexico	0	1	7	0	1	23
SDSU	0	0	7	0	0	4
UNLV	7	6	89	7	5	75
BYU	3	3	46	7	5	75
Hawai'i	3	2	54	0	3	39
Wyoming	0	0	8	0	0	9
Boise State	0	1	14	0	0	7
Boise State	0	2	24	0 (miss FG)	4	53

PENALTY NUMBERS

	FS Pen.-Yds.	Opp. Pen.-Yds
Incarnate Word	3-15	7-50
Alabama	1-6	4-30
Washington	6-54	4-41
Nevada	8-61	4-20
San Jose State	10-99	9-78
New Mexico	2-25	3-35
SDSU	5-40	5-40
UNLV	5-40	5-35
BYU	5-40	3-25
Hawai'i	6-46	4-36
Wyoming	5-35	3-15
Boise State	3-40	6-48
Boise State	8-57	9-70



2017 FRESNO STATE STATISTICS

FRESNO STATE CHUNK PLAYS

Yards	Opponent	Play	Result
81	BSU1	McMaryion pass to Johnson, K.	TD
75	UNM	McMaryion pass to Johnson, K.	1st-10
71	Nev	Jordan kick return	1st-10
70	UNM	McMaryion pass to Jordan	TD
65	UIW	Hokit pass to Rice, Ja.	TD
63	ALA	Scott kick return	1st-10
63	Nev	McMaryion pass to Grim	1st-10
57	UNM	McMaryion rush	1st-10
50	BYU	McMaryion pass to Jordan	1st-Goal
48	SDSU	McMaryion pass to Jordan	1st-Goal
45	UIW	McMaryion pass to Allen	TD
45	SJSU	McMaryion pass to Johnson, K.	1st-Goal
44	UIW	O'Neal punt return	1st-10
44	Wyo	McMaryion pass to Jordan	1st-10
40	UIW	Virgil pass to Jordan	1st-Goal
40	Nev	McMaryion pass to Johnson, K.	TD
39	BSU1	McMaryion pass to Jordan	1st-10
36	BSU1	McMaryion pass to Ja. Rice	1st-Goal
35	BYU	McMaryion pass to Scott	1st-10
34	UIW	Virgil pass to Johnson, K.	1st-10
34	UH	McMaryion pass to Johnson, K.	1st-Goal
33	SDSU	McMaryion pass to Johnson, K.	1st-10
32	UNM	McMaryion pass to Jordan	TD
32	Wyo	McMaryion pass to Rice	1st-Goal
32	BSU1	McMaryion pass to Jordan	1st-10
31	UNLV	McMaryion pass to Grim	1st-10
30	ALA	Virgil pass to Scott	1st-10
30	SDSU	McMaryion pass to Scott	1st-10
30	Wyo	McMaryion pass to Scott	1st-Goal
29	UIW	Virgil pass to Johnson, K.	1st-10
29	UNM	McMaryion pass to Mims	1st-10
28	UNM	Rivers rush	1st-Goal
27	UNM	McMaryion pass to Hokit	1st-10
26	ALA	Virgil pass to Grim	TD
26	SDSU	Hokit rush	TD
26	BSU1	McMaryion pass to Scott	1st-10
25	UIW	Virgil pass to Scott	1st-10
25	UH	McMaryion pass to Rice, Ja.	TD
24	UIW	McMaryion pass to Jordan	TD
24	UIW	Virgil pass to Johnson, K.	1st-10
24	UNM	Mims rush	1st-10
24	SDSU	McMaryion pass to Scott	1st-10
23	Wash.	McMaryion pass to Scott	1st-10
23	Nev	McMaryion pass to Scott	1st-10
22	Nev	McMaryion pass to Scott	1st-10
22	SJSU	McMaryion pass to Scott	1st-10
22	UNM	McMaryion pass to Rice	1st-10
22	BSU2	McMaryion pass to Rice, Ja.	1st-Goal
22	BSU2	McMaryion rush	1st-Goal
21	UIW	Virgil pass to Mims	1st-10
21	Wash.	McMaryion pass to Mims	1st-10
21	Nev	McMaryion pass to Hokit	1st-10
21	UNLV	McMaryion pass to Riddering	1st-10
21	UH	McMaryion pass to Scott	1st-10
21	UH	McMaryion pass to Johnson, K.	TD
21	Wyo	McMaryion pass to Rivers	TD
20	UIW	Virgil pass to Johnson, K.	1st-10

Only KO returns of 35 yards or more or INT & PR of 25 yards or more are included

OPPONENT CHUNK PLAYS

Yards	Opponent	Play	Result
77	Wash.	Pettis punt return	TD
73	Wash.	Browning to Pettis	TD
59	BSU2	Rypien pass to Wilson	1st-10
55	ALA	Hurts rush	TD
50	Wash.	Browning pass to Bryant	1st-10
45	SDSU	Washington rush	1st-10
45	BSU1	Rypien pass to Wilson	1st-10
44	UNM	Tuioti pass to Hart-Johnson	1st-Goal
41	Wyo	Smith pass to Conway	1st-10
40	Nev	Gangi pass to Mannix	1st-10
40	BSU2	Rypien pass to Richardson	1st-10
39	Wyo	Hall kick return	1st-10
37	SDSU	Truxton punt return	1st-10
36	Wash.	Pettis pass to Bryant	1st-10
36	UNM	Tuioti pass to Drennan	1st-10
36	BSU2	Williams punt return	1st-Goal
34	UIW	Laird pass to Brooks	1st-10
30	Wyo	Smith pass to Conway	1st-Goal
28	ALA	Hurts rush	1st-10
28	Wash.	Gaskin rush	TD
28	BSU2	Rypien pass to Wilson	1st-10
27	BYU	Hoge pass to Trinnaman	1st-10
27	BSU1	Rypien pass to Wilson	1st-10
25	ALA	Hurts rush	1st-10
25	Wyo	Smith pass to Fort	1st-10
25	BSU1	Rypien pass to Wilson	1st-10
24	ALA	Tagovailoa pass to Marks	1st-10
24	Nev	Gangi pass to Demps	1st-10
24	SDSU	Agnew rush	1st-10
23	ALA	Hurts pass to Hentges	TD
23	UNM	Tuioti pass to Umeh	1st-10
22	UNM	Tuioti pass to Umeh	1st-10
22	BYU	Canada rush	1st-10
22	BSU1	Rypien pass to Dhaenens	1st-10
22	BSU2	Rypien pass to Wilson	1st-10
21	Nev	Gangi pass to Demps	1st-10
21	Nev	Gangi pass to Armstrong	TD
21	SDSU	Penny rush	1st-10
21	UNLV	Woods, Jr. rush	1st-10
21	BSU1	Cozart rush	1st-10
20	Wash.	Browning to Lenius	1st-Goal
20	BYU	Hoge pass to Bushman	Fumble
20	BSU1	Rypien pass to Modster	1st-10

Only KO returns of 35 yards or more or INT & PR of 25 yards or more are included


2017 FRESNO STATE PARTICIPATION

#	Name	GP/GS	#	Name	GP/GS	#	Name	GP/GS
79	AIBUEDEFE, Nick	4/-	33	HOKIT, Josh	13/4	2	POTTS, DeShawn	13/5
13	ALLEN, Justin	13/-	23	HUGHES, Juju	13/13	16	RICE, Jared	12/5
9	ALLISON, J.	13/13	98	IAKOPO, Keiti	11/-	29	RICE, Justin	10/-
90	ATKINS, Kevin	13/4	80	JAVERNICK, G.	13/-	89	RIDDERING, Kyle	13/8
7	BAILEY, James	13/13	96	JEANNITON, K.	1/-	20	RIVERS, Ronnie	12/6
4	BELL, Mike	11/8	17	JOHNSON, Johnny	12/5	8	SCOTT, Da'Mari	13/10
94	BELONY, Patrick	4/-	3	JOHNSON, Keesea	13/12	22	SOECHTING, T.	13/-
51	BOYER, Markus	12/-	24	JOHNSON, S.	7/-	73	ST. ANDREW, M.	13/13
14	BRYANT, Jaron	13/12	33	JONES, Kwami	12/-	32	STANLEY, Robert	13/13
26	BURT, Brian	1/-	1	JORDAN, Jamire	13/12	88	TANGIPA, David	13/-
42	CAGE, Richard	5/-	6	KELLY, Anthoula	13/9	65	TUITELE, Syrus	8/-
36	CAMACHO, Jimmy	13/-	91	MADSEN, Nathan	12/10	44	VAN HOOK, S.	13/-
82	COLEMAN, Donte	1/-	13	MAFI, Kesomi	2/-	5	VIRGIL, Chason	11/3
25	COLEMAN, S.	8/-	38	MAFI, Maamaloa	13/-	53	WESTBERRY, J.	13/-
58	CRONK, C.	13/13	41	MANNING, Ronnie	1/-	66	WOODLEY, Quireo	12/-
47	CUSICK, Blake	13/-	6	McMARYION, M.	13/10	31	WRIGHT, Andrew	10/-
19	DALENA, Frank	1/-	27	MILTON, Ka'Lonn	10/-			
1	DEGRUY, Damien	11/-	22	MIMS, Jordan	13/3			
18	FINCH, Jackson	4/-	77	MITCHELL, Aaron	13/13			
97	FORRESTER, M.	13/12	15	MOSBY, Arron	13/-			
50	FOSTER, Tainoa	3/-	52	MUTI, Netane	13/13			
28	GAGNON, Kenny	1/-	5	NDOH, Emeka	12/-			
76	GAMA, Shane	1/-	11	O'NEAL, Dejonte	12/4			
84	GRAYSON, A.	4/-	56	OKEKE, Tobenna	13/13			
40	GREEN, Justin	13/3	10	OTUKOLO, Nela	12/-			
7	GRIM, Derrion	12/-	87	PARKER, Namani	11/1			
93	HAYNES, Jasad	13/-	78	PATTERSON, D.	13/13			
34	HELMUTH, George	13/10	4	PERRY, Deonte	1/-			
86	HENDRICKSON, K.	11/-	74	POPOLIZIO, Ryan	5/-			

2017 GAME-BY-GAME OFFENSIVE STARTERS

DATE	OPPONENT	LT	LG	C	RG	RT	QB	RB	WR	WR	WR	TE
9/2	Incarnate Word	Cronk	Muti	Mitchell	St. Andrew	Patterson	Virgil	Rivers	Jordan	Johnson, K.	Scott	Riddering
9/9	at Alabama	Cronk	Muti	Mitchell	St. Andrew	Patterson	Virgil	Rivers	Jordan	Johnson, K.	Scott	Riddering
9/16	at Washington	Cronk	Muti	Mitchell	St. Andrew	Patterson	Virgil	Rivers	Jordan	Johnson, K.	Scott	Riddering
9/30	Nevada*	Cronk	Muti	Mitchell	St. Andrew	Patterson	McMaryion	Mims	O'Neal	Parker, N.	Ja. Rice (TE)	Riddering
10/7	at San Jose State*	Cronk	Muti	Mitchell	St. Andrew	Patterson	McMaryion	Rivers	Jordan	Johnson, K.	Scott	Riddering
10/14	New Mexico*	Cronk	Muti	Mitchell	St. Andrew	Patterson	McMaryion	Rivers	Jordan	Johnson, K.	Ja. Rice (TE)	Riddering
10/21	at San Diego State*	Cronk	Muti	Mitchell	St. Andrew	Patterson	McMaryion	Mims	Jordan	Johnson, K.	Scott	Riddering
10/28	UNLV*	Cronk	Muti	Mitchell	St. Andrew	Patterson	McMaryion	Mims	Jordan	Johnson, K.	Scott	Hokit (RB)
11/4	BYU	Cronk	Muti	Mitchell	St. Andrew	Patterson	McMaryion	Mims	Jordan	Johnson, K.	Scott	Ja. Rice
11/11	at Hawai'i*	Cronk	Muti	Mitchell	St. Andrew	Patterson	McMaryion	O'Neal	Jordan	Johnson, K.	Scott	Hokit (RB)
11/18	at Wyoming*	Cronk	Muti	Mitchell	St. Andrew	Patterson	McMaryion	Hokit	Jordan	Johnson, K.	Ja. Rice (TE)	Riddering
11/25	Boise State*	Cronk	Muti	Mitchell	St. Andrew	Patterson	McMaryion	Hokit	Jordan	Johnson, K.	Scott	Ja. Rice
12/2	at Boise State	Cronk	Muti	Mitchell	St. Andrew	Patterson	McMaryion	Rivers	Jordan	Johnson, K.	Scott	O'Neal (RB)

2017 GAME-BY-GAME DEFENSIVE STARTERS

DATE	OPPONENT	DE	DT	DT	DE	LB	LB	LB	CB	FS	SS	CB
9/2	Incarnate Word	Stanley	Forrester	Madsen	Okeke	Green	Allison	Bailey	Johnson, J.	Potts	Hughes, J.	Bryant
9/9	at Alabama	Stanley	Forrester	Madsen	Okeke	Green	Allison	Bailey	Johnson, J.	Potts	Hughes, J.	Bryant
9/16	at Washington	Stanley	Forrester	Madsen	Okeke	Green	Allison	Bailey	Johnson, J.	Potts	Hughes, J.	Kelly
9/30	Nevada*	Stanley	Forrester	Madsen	Okeke	Helmuth	Allison	Bailey	Johnson, J.	Potts	Hughes, J.	Bryant
10/7	at San Jose State*	Stanley	Forrester	Madsen	Okeke	Helmuth	Allison	Bailey	Johnson, J.	Potts	Hughes, J.	Bryant
10/14	New Mexico*	Stanley	Forrester	Madsen	Okeke	Helmuth	Allison	Bailey	Kelly	Bell	Hughes, J.	Bryant
10/21	at San Diego State*	Stanley	Atkins	Madsen	Okeke	Helmuth	Allison	Bailey	Kelly	Bell	Hughes, J.	Bryant
10/28	UNLV*	Stanley	Forrester	Madsen	Okeke	Helmuth	Allison	Bailey	Kelly	Bell	Hughes, J.	Bryant
11/4	BYU	Stanley	Forrester	Madsen	Okeke	Helmuth	Allison	Bailey	Kelly	Bell	Hughes, J.	Bryant
11/11	at Hawai'i*	Stanley	Forrester	Madsen	Okeke	Helmuth	Allison	Bailey	Kelly	Bell	Hughes, J.	Bryant
11/18	at Wyoming*	Stanley	Forrester	Atkins	Okeke	Helmuth	Allison	Bailey	Kelly	Bell	Hughes, J.	Bryant
11/25	Boise State*	Stanley	Forrester	Atkins	Okeke	Helmuth	Allison	Bailey	Kelly	Bell	Hughes, J.	Bryant
12/2	at Boise State	Stanley	Forrester	Atkins	Okeke	Helmuth	Allison	Bailey	Kelly	Bell	Hughes, J.	Bryant



TURNOVERS YEAR-BY-YEAR - SINCE 2008

2017 - Fresno State Record: 9-4

Fresno State					Opponents				
Date	Opponent	Sacks	FR	INT	Turnovers Gained	Sacks	FR	INT	Turnovers Lost
9/2	Incarinate Word	2-20	1	1	2	0-0	0	0	0
9/9	at Alabama	1-8	0	0	0	2-9	0	1	1
9/16	at Washington	1-6	2	0	2	1-7	0	1	1
9/30	Nevada	3-23	0	3	3	1-7	2	1	3
10/7	at San Jose State	4-24	2	2	4	0-0	0	0	0
10/14	New Mexico	2-8	1	1	2	1-3	1	0	1
10/21	at San Diego St.	5-30	1	0	1	0-0	0	0	0
10/28	UNLV	0-0	0	0	0	1-8	1	0	1
11/4	BYU	2-12	1	0	1	0-0	0	0	0
11/11	at Hawai'i	5-29	1	1	2	0-0	0	2	2
11/18	at Wyoming	1-6	2	0	2	1-6	1	0	1
11/25	Boise State	2-20	0	0	0	0-0	0	0	0
12/2	at Boise State*	4-13	0	0	0	2-12	0	1	1
Totals	13 Games	32-199	11	8	19	9-52	5	6	11

NATIONAL RANKINGS

Sacks: 33

Fumble Recoveries: 14

Passes Intercepted: 86

Turnovers Gained: 50

Turnover Margin: 25

NATIONAL RANKINGS

Sacks Allowed: 5

Fumbles Lost: 16

INTs Thrown: 13

Turnovers Lost: 9

Turnover Margin: 25

2016 - Fresno State Record: 1-11

Fresno State					Opponents				
Date	Opponent	Sacks	FR	INT	Turnovers Gained	Sacks	FR	INT	Turnovers Lost
9/3	at Nebraska	0-0	0	0	0	4-21	0	2	2
9/10	Sacramento St.	3-11	0	2	2	2-19	1	1	2
9/17	at Toledo	0-0	0	0	0	5-35	0	0	0
9/24	Tulsa	4-34	1	1	2	2-9	1	1	2
10/1	at UNLV	0-0	0	0	0	2-20	0	1	1
10/8	at Nevada	1-15	1	0	1	1-4	2	0	2
10/14	San Diego St.	1-1	0	0	0	2-12	0	3	3
10/22	at Utah St.	0-0	0	0	0	1-6	0	0	0
10/28	Air Force	1-6	1	0	1	2-11	0	4	4
11/5	at Colorado St.	0-0	0	0	0	5-26	0	1	1
11/19	Hawai'i	2-15	0	1	1	1-6	0	0	0
11/26	San Jose St.	2-12	1	1	2	4-17	1	0	1
Totals	12 Games	14-94	4	5	9	31-186	5	13	18

NATIONAL RANKINGS

Sacks: T-117

Fumble Recoveries: T-116

Passes Intercepted: T-117

Turnovers Gained: T-126

Turnover Margin: T-117

NATIONAL RANKINGS

Sacks Allowed: T-96

Fumbles Lost: T-12

INTs Thrown: T-88

Turnovers Lost: T-47

Turnover Margin: T-117

2015 - Fresno State Record: 3-8

Fresno State					Opponents				
Date	Opponent	Sacks	FR	INT	Turnovers Gained	Sacks	FR	INT	Turnovers Lost
9/3	Abilene Christian	5-30	0	2	2	0-0	1	2	3
9/12	at No. 14 Ole Miss	1-8	2	1	3	1-15	1	3	4
9/19	No. 21 Utah	0-0	2	1	3	1-5	2	0	2
9/26	at San Jose St.	6-35	1	0	1	2-19	0	1	1
10/3	at San Diego St.	3-25	1	0	1	3-27	0	0	0
10/10	Utah State	2-13	1	0	1	5-25	1	3	4
10/16	UNLV	6-24	0	0	0	0-0	1	0	1
10/24	at Air Force	0-0	1	0	1	2-9	0	1	1
11/5	Nevada	2-18	0	1	1	3-20	1	3	4
11/14	at Hawai'i	2-13	1	3	4	3-16	0	0	0
11/21	at BYU	1-5	2	0	2	4-26	0	3	3
11/28	Colorado St.	0-0	0	1	1	2-16	0	0	0
Totals	12 Games	28-171	11	9	20	24-152	7	16	23

NATIONAL RANKINGS

Sacks: T-29

Fumble Recoveries: T-7

Passes Intercepted: T-79

Turnovers Gained: T-50

Turnover Margin: T-93

NATIONAL RANKINGS

Sacks Allowed: T-73

Fumbles Lost: T-54

INTs Thrown: T-118

Turnovers Lost: T-113

Turnover Margin: T-93

2014 - Fresno State Record: 6-8

Fresno State					Opponents				
Date	Opponent	Sacks	FR	INT	Turnovers Gained	Sacks	FR	INT	Turnovers Lost
8/30	at USC	0-0	2	0	2	1-10	0	4	4
9/6	at Utah	2-11	0	0	0	7-34	1	0	1
9/13	Nebraska	0-0	1	0	1	4-29	0	0	0
9/20	Southern Utah	4-10	1	1	2	0-0	0	1	1
9/26	at New Mexico	2-14	0	0	0	3-24	1	1	2
10/3	San Diego State	2-12	1	2	3	3-7	1	1	2
10/10	at UNLV	5-13	0	1	1	1-1	1	2	3
10/17	at Boise State	2-10	1	0	1	5-22	0	1	1
11/1	Wyoming	1-6	1	0	1	2-6	0	2	2
11/8	San Jose State	0-0	1	2	3	1-5	1	1	2
11/22	at Nevada	3-24	3	1	4	3-20	1	1	2
11/29	Hawai'i	6-34	0	2	2	2-17	0	2	2
12/6	at Boise State *	1-5	0	0	0	4-24	0	3	3
12/24	vs. Rice!	2-14	0	0	0	4-24	0	2	2
Totals	14 Games	30-153	11	9	20	40-223	6	21	27

NATIONAL RANKINGS

Sacks: 65

Fumble Recoveries: T-38

Passes Intercepted: T-91

Turnovers Gained: T-55

Turnover Margin: T-103

NATIONAL RANKINGS

Sacks Allowed: T-105

Fumbles Lost: T-19

INTs Thrown: 123

Turnovers Lost: T-109

Turnover Margin: T-103

2013 - Fresno State Record: 11-2

Fresno State					Opponents				
Date	Opponent	Sacks	FR	INT	Turnovers Gained	Sacks	FR	INT	Turnovers Lost
8/29	Rutgers	1-10	1	1	2	1-4	2	1	3
9/7	Cal Poly	1-10	1	0	1	0-0	1	0	1
9/14	at Colorado	-----GAME CANCELED (FLOODING)-----							
9/20	Boise State	4-19	1	1	2	1-2	0	0	0
9/28	at Hawai'i	7-46	0	2	2	1-1	3	2	5
10/5	at Idaho	6-41	1	4	5	0-0	1	2	3
10/19	UNLV	3-12	0	0	0	0-0	0	1	1
10/26	at San Diego St.	2-12	1	1	2	2-22	0	0	0
11/2	Nevada	3-18	0	1	1	2-14	1	0	1
11/9	at Wyoming	1-8	1	1	2	1-9	0	0	0
11/23	New Mexico	3-25	0	0	0	0-0	0	0	0
11/29	at San Jose St.	0-0	2	0	2	0-0	0	1	1
12/7	Utah State*	8-49	0	2	2	3-19	3	2	5
12/21	vs. USC!	1-17	1	1	2	0-0	0	1	1
Totals	13 Games	40-250	9	14	23	12-72	11	10	21

NATIONAL RANKINGS

Sacks: 6

Fumble Recoveries: T-56

Passes Intercepted: T-40

Turnovers Gained: T-47

Turnover Margin: T-48

NATIONAL RANKINGS

Sacks Allowed: 6

Fumbles Lost: T-84

Interceptions Thrown: T-35

Turnovers Lost: T-57

Turnover Margin: T-48

2012 - Fresno State Record: 9-4

Fresno State					Opponents				
Date	Opponent	Sacks	FR	INT	Turnovers Gained	Sacks	FR	INT	Turnovers Lost
9/1	Weber State	4-17	0	1	1	1-13	0	0	0
9/8	at No. 4 Oregon	3-34	3	0	3	3-16	0	0	0
9/15	Colorado	4-24	0	4	4	0-0	1	1	2
9/22	at Tulsa	0-0	0	3	3	2-13	2	0	2
9/29	San Diego St.	5-35	2	3	5	1-9	2	2	4
10/6	at Colorado St.	4-29	1	1	2	2-18	0	0	0
10/13	at Boise St.	1-0	0	1	1	3-21	1	1	2
10/20	Wyoming	1-8	0	2	2	2-15	2	0	2
10/27	at New Mexico	1-4	1	1	2	2-11	0	1	1
11/3	Hawai'i	5-19	2	1	3	3-21	0	1	1
11/10	at Nevada	3-26	2	2	4	1-7	1	0	1
11/24	Air Force	3-15	2	1	3	1-7	1	0	1
12/24	SMU!	5-24	0	2	2	7-53	2	2	4
Totals	13 games	40-239	13	22	35	29-207	12	8	20

NATIONAL RANKINGS

Sacks: 9

Fumble Recoveries: T-27

Passes Intercepted: 3

Turnovers Gained: 5

Turnover Margin: T-7

NATIONAL RANKINGS

Sacks Allowed: T-78

Fumbles Lost: T-77

Interceptions Thrown: T-28

Turnovers Lost: T-46

Turnover Margin: T-7

2011 - Fresno State Record: 4-9

Fresno State					Opponents				
Date	Opponent	Sacks	FR	INT	Turnovers Gained	Sacks	FR	INT	Turnovers Lost
9/3	vs. California	2-17	1	1	2	6-30	1	1	2
9/10	at No. 10 Nebraska	1-4	0	2	2	0-0	1	0	1
9/17	North Dakota	2-23	0	0	0	3-26	0	0	0
9/24	at Idaho	2-12	1	0	1	0-0	0	2	2
10/1	Ole Miss	1-7	0	0	0	2-18	1	1	2
10/7	No. 5 Boise St.	0-0	0	0	0	0-0	2	2	4
10/15	Utah State	3-15	1	0	1	0-0	2	0	2
10/22	at Nevada	2-8	0	0	0	1-2	2	0	2
11/5	La Tech	1-8	0	0	0	3-12	1	2	3
11/12	at New Mexico St.	2-17	0	1	1	1-4	1	0	1
11/19	at Hawai'i	4-32	0	0	0	1-3	0	0	0
11/26	San Jose St.	0-0	1	1	2	0-0	2	1	3
12/3	at San Diego St.	2-15	0	0	0	3-28	0	1	1
Totals	13 Games	20-143	4	5	9	17-95	13	9	22

NATIONAL RANKINGS

Sacks: T-79

Fumble Recoveries: T-117

Passes Intercepted: T-111

Turnovers Gained: T-119

Turnover Margin: T-111

NATIONAL RANKINGS

Sacks Allowed: T-35

Fumbles Lost: T-99

Interceptions Thrown: T-39

Turnovers Lost: T-72

Turnover Margin: T-116

2010 - Fresno State Record: 8-5

Fresno State	
--------------	--



INDIVIDUAL GAME HIGHS

PASSING

Name	Attempts		Completions		Yards		Career 300-Yard Passing Games
	2017	Career	2017	Career	2017	Career	
Chason Virgil	34 (at Alabama)	45 (2x)	21 (at Alabama)	27 (*16 at Utah St.)	246 (UIW)	303 (*16 Air Force)	1
Marcus McMaryion	36 (2x)	Same	24 (Nevada)	Same	332 (Boise State)	Same	1

Name	Longest Pass		TDs		INTs		
	2017	Career	2017	Career	2017	Career	
Chason Virgil	40 (UIW)	85 (*16 at Toledo)	1 (2x)	3 (*16 Air Force)	1 (2x)	4 (*16 Air Force)	
Marcus McMaryion	81 (Boise State)	Same	4 (at Hawai'i)	Same	2 (at Hawai'i)	Same	

RUSHING

Name	Attempts		Yards		TDs		Longest Career Run	100-Yd Games
	2017	Career	2017	Career	2017	Career		
Derrion Grim	1 (Nevada)	Same	5 (Nevada)	Same	--	--	5 (Nevada)	--
Josh Hokit	21 (at Wyoming)	Same	77 (at SDSU)	97 (*16 Hawai'i)	3 (at SDSU)	Same	26 (at SDSU)	--
KeeSean Johnson	1 (at Wyoming)	1 (4x)	0 (at Wyoming)	10 (*16 at Nevada)	--	--	10 (*16 at Nevada)	--
Saevion Johnson	5 (UIW)	Same	13 (UIW)	Same	--	--	11 (UIW)	--
Jamire Jordan	1 (at SJSU)	6 (*16 at UNLV)	-7 (at SJSU)	44 (*16 Tulsa)	--	1 (*16 Tulsa)	44 (*16 Tulsa)	--
Marcus McMaryion	9 (UNLV)	Same	65 (UNM)	Same	--	--	57 (UNM)	--
Jordan Mims	21 (at SDSU)	Same	112 (at SDSU)	Same	2 (2x)	Same	24 (UNM)	--
Dejonte O'Neal	5 (2x)	Same	37 (UIW)	Same	--	1 (*16 Sac St.)	17 (2x)	--
Deonte Perry	8 (UIW)	Same	31 (UIW)	Same	--	--	8 (UIW)	--
Ronnie Rivers	19 (at SJSU)	Same	105 (at SJSU)	Same	2 (at SJSU)	Same	30 (UIW)	1
Da'Mari Scott	4 (at Boise State)	Same	25 (at Boise State)	Same	--	--	15 (Nevada)	--
Chason Virgil	3 (at Alabama)	19 (*16 Tulsa)	4 (at Washington)	47 (*16 Tulsa)	--	2 (*16 Tulsa)	28 (*16 SDSU)	--

RECEIVING

Name	Receptions		Yards		TDs		Longest Career Reception	100-Yd Games
	2017	Career	2017	Career	2017	Career		
Justin Allen	2 (UIW)	Same	51 (UIW)	Same	1 (UIW)	Same	45 (UIW)	--
Derrion Grim	4 (UNLV)	Same	69 (Nevada)	Same	1 (at Alabama)	Same	63 (Nevada)	--
Josh Hokit	3 (Nevada)	Same	27 (UNM)	Same	--	--	27 (UNM)	--
KeeSean Johnson	8 (at Alabama)	10 (*16 Air Force)	120 (UIW)	142 (*16 Air Force)	3 (Nevada)	3 (2x)	81 (Boise State)	5
Jamire Jordan	4 (Boise State)	10 (*16 at Utah St.)	108 (UNM)	115 (*16 Air Force)	2 (UNM)	Same	85 (*16 at Toledo)	5
Jordan Mims	4 (at Washington)	Same	41 (at Washington)	Same	--	--	29 (UNM)	--
Dejonte O'Neal	3 (Nevada)	4 (*16 at Toledo)	25 (Nevada)	Same	--	--	16 (2x)	--
Namani Parker	1 (Nevada)	Same	1 (Nevada)	Same	--	--	1 (Nevada)	--
Jared Rice	3 (3x)	Same	65 (UIW)	Same	1 (2x)	1 (4x)	65 (UIW)	--
Kyle Riddering	2 (at Alabama)	3 (*16 at Utah St.)	21 (UNLV)	Same	1 (UIW)	Same	21 (UNLV)	--
Ronnie Rivers	4 (at SJSU)	Same	24 (Nevada)	Same	1 (at Wyoming)	--	21 (2x)	--
Da'Mari Scott	7 (3x)	Same	82 (at Hawai'i)	102 (*14 So. Utah)	1 (at Washington)	2 (*15 at Hawai'i)	81 (*14 So. Utah)	--
David Tangipa	1 (at Hawai'i)	Same	3 (at Hawai'i)	Same	1 (at Hawai'i)	Same	3 (at Hawai'i)	--

DEFENSE

Name	Tackles		TFL		Sacks		INT	FF
	2017	Career	2017	Career	2017	Career		
Jeffrey Allison	14 (2x)	Same	1.0 (4x)	Same	1.0 (2x)	Same	--	1 (2x)
Kevin Atkins	5 (Boise State)	Same	1.0 (UIW)	Same	--	--	--	--
James Bailey	9 (2x)	9 (3x)	1.0 (at Alabama)	1.5 (*16 Tulsa)	--	0.5 (*16 Tulsa)	--	1 (UNM)
Mike Bell	10 (2x)	Same	1.5 (at Washington)	Same	--	--	1 (UNM)	1 (BYU)
Patrick Belony	2 (UIW)	3 (*16 SDSU)	--	0.5 (2x)	--	--	--	--
Jaron Bryant	9 (at Boise State)	Same	1.0 (at Alabama)	Same	--	--	2 (Nevada)	--
Richard Cage	1 (Nevada)	Same	--	--	--	--	--	--
Sherman Coleman Jr.	4 (at Washington)	Same	--	--	--	--	1 (UIW)	--
Damien DeGruy	1 (6x)	Same	1.0 (at SDSU)	Same	--	--	--	--
Jackson Finch	3 (at Alabama)	Same	--	--	--	--	--	--
Malik Forrester	6 (at SJSU)	6 (3x)	3.0 (at SJSU)	Same	2.0 (at SJSU)	Same	--	1 (at SJSU)
Tainoa Foster	2 (UIW)	Same	0.5 (UIW)	Same	--	--	--	--
Justin Green	3 (at Alabama)	8 (*15 at SJSU)	1.0 (at Hawai'i)	1.0 (6x)	1.0 (at Hawai'i)	1.0 (5x)	--	1 (*15 at Miss)
Jasad Haynes	3 (at Wyoming)	Same	0.5 (UIW)	Same	--	--	--	--
George Helmuth	11 (at Nevada)	Same	2.0 (2x)	Same	2.0 (at Boise State)	Same	--	1 (at UW)
Juju Hughes	11 (UNM)	Same	2.0 (2x)	Same	1.0 (at SJSU)	Same	1 (at SJSU)	1 (at SJSU)
Keiti Iakopo	2 (at SDSU)	Same	--	--	--	--	--	--
Kwami Jones	3 (2x)	Same	1.0 (UNM)	Same	1.0 (UNM)	--	--	--
Johnny Johnson Jr.	5 (at Alabama)	Same	--	--	--	--	1 (Nevada)	--
Tank Kelly	6 (2x)	Same	1.0 (3x)	Same	--	--	--	--
Nathan Madsen	4 (2x)	5 (*15 vs. Utah)	2.0 (UNLV)	2.0 (2x)	1.0	1.0 (3x)	--	--
Maamalao Mafi	1 (3x)	Same	--	--	--	--	--	--
Ka'Lonn Milton	3 (2x)	Same	--	--	--	--	--	--
Arron Mosby	1 (4x)	Same	--	--	--	--	--	--
Emeka Nдох	3 (UIW)	Same	3.0 (UIW)	Same	2.0 (UIW)	Same	--	1 (UIW)
Tobenna Okeke	6 (at Hawai'i)	9 (Air Force)	3.0 (at Hawai'i)	Same	3.0 (at Hawai'i)	Same	--	2 (at UH)
Nela Otukolo	2 (2x)	10 (*16 SDSU)	--	1.5 (*15 vs. Utah)	--	1.0 (3x)	--	1 (*16 AF)
DeShawn Potts	4 (at SJSU)	11 (*16 SDSU)	--	1.0 (*16 at Toledo)	--	--	--	--
Justin Rice	5 (at Washington)	Same	1.0 (2x)	Same	--	--	--	--
Trent Soechting	4 (Nevada)	10 (*16 Air Force)	--	1.0 (*16 at Nebraska)	--	--	--	--
Robert Stanley	5 (2x)	12 (*16 SJSU)	3.0 (at SDSU)	Same	1.0 (2x)	Same	--	1 (UNLV)
Stephen Van Hook	3 (Nevada)	Same	1.0 (3x)	Same	1.0 (2x)	Same	--	--



THE LAST TIME

A Bulldog Player Had... RUSHING

300+ yards rushing:

Never

250-299 yards rushing:

261, Robbie Rouse at Nevada (11/10/12)

200-249 yards rushing:

217, Robbie Rouse vs. Nevada (11/13/10)

150-199 yards rushing:

169, Dontel James at Nevada (10/8/16)

100 yard rushing game by a quarterback:

142, Bill Yancy, at McNeese State (9/9/78)

Back-to-back 200-yard rushing games:

Robbie Rouse, 11/6/10-11/13/10

Five+ consecutive 100-yard rushing games:

9 games, Ryan Matthews, 9/5-11/7/09

Four consecutive 100-yard rushing games:

Marteze Waller, 10/10-11/8/14

2 rushers with 100 yards:

Marteze Waller (145) & Josh Quezada (112)
vs. San Jose State (11/8/14)

90+ yard rushing play:

94, Robbie Rouse vs. Colorado (9/15/12) - TD

80-89 yard rushing play:

80, Lonyae Miller vs. Hawai'i (10/4/08)

70-79 yard rushing play:

76, Marteze Waller at Boise State (10/17/14)

60-69 yard rushing play:

66, Brian Burrell vs. Nebraska (9/13/14) - TD

40+ rushing attempts:

43, Robbie Rouse at La Tech (11/6/10)

30-39 rushing attempts:

36, Robbie Rouse at Nevada (11/10/12)

2 rushers with 2 TDs:

Kilton Anderson (2), Marteze Waller (2) vs.
UNLV (10/16/15)

5 TDs rushing:

Don Driscoll vs. Cal State-Los Angeles (10/2/54)

4 TDs rushing:

Michael Pittman at San Jose State (11/15/97)

3 TDs rushing:

Josh Hokit at San Diego State
(10/21/17)

3 TDs rushing by a quarterback:

Trent Dilfer vs. UNLV (10/26/91)

2 TDs rushing by a quarterback:

Marcus McMaryion at Boise State (12/2/17)

RECEIVING

200+ yards receiving:

264, Davante Adams at San Jose St. (11/29/13)

150-199 yards receiving:

194, Aaron Peck at UNLV (10/1/16)

2 receivers with 100 yards receiving:

Jamire Jordan (108),
KeeSean Johnson (105) vs. New Mexico (10/14/17)

3 receivers with 100 yards receiving:

Davante Adams (246), Josh Harper (161),
Isaiah Burse (112) vs. New Mexico (11/23/13)

90+ yard pass play:

97, Isaiah Burse from Derek Carr vs. Colorado
(9/15/12) - TD

80-89 yard pass play:

81, KeeSean Johnson from Marcus McMaryion
vs. Boise State (11/25/17) - TD

70-79 yard pass play:

75, KeeSean Johnson from Marcus McMaryion
vs. New Mexico (10/14/17)

60-69 yard pass play:

63, Derrion Grim from Marcus McMaryion vs.
Nevada (9/30/17)

50-59 yard pass play:

53, KeeSean Johnson from Zach Kline vs.
San Jose State (11/26/16)

10-14 receptions:

KeeSean Johnson (10) vs. Air Force (10/28/16)

15+ or more receptions:

Isaiah Burse (17) vs. Utah State (12/7/13)

2+ receivers with 10 or more catches:

Davante Adams (13), Isaiah Burse (10)
at San Jose St. (11/29/13)

2 receivers with 2 TDs:

Davante Adams (4), Josh Harper (3)
vs. New Mexico (11/23/13)

A TE with two TDs:

Chad Olsen (2) at UNLV (10/10/14) & vs. ACU (9/3/15)

3+ TDs receiving:

KeeSean Johnson (3) vs. Nevada (9/30/17)

Back-to-back games with 2+ TDs receiving:

Davante Adams
11/23/13 vs. UNM (4), 11/29/13 (3) at SJSU

Back-to-back 100-yard plus receiving games:

Davante Adams (3),
11/23/13 (246) -11/29/13 (264) - 12/7/13 (168)

Back-to-back 200-yard plus receiving games:

Davante Adams
11/23/13 vs. UNM (246), 11/29/13 at SJSU (264)

Had three consec. 100-yard plus receiving games:

Davante Adams, 11/23/13 (246) -11/29/13 (264) -
12/7/13 (168)

Five receivers with TDs:

D. Scott (2), J. Jordan (1), J. Blandin (1),
C. Olsen (1), M. Waller at Hawai'i (11/14/15)

Four receivers with TDs:

J. Jordan (1), J. Allen (1), J. Rice (1),
K. Riddering (1) vs. Incarnate Word (9/2/17)

Three receivers with TDs:

KeeSean Johnson (1), Jared Rice (1),
David Tangipa (1) at Hawai'i (11/11/17)

Caught a TD in six-straight games:

Davante Adams (9 games), 10/5/13-12/21/13

An OL caught a pass:

Adam McDowell (3 yards) at No. 8 Boise State
(11/28/08)

PASSING

500-plus yards passing:

519, Derek Carr at San Jose St. (11/29/13)

400-499 yards passing:

404, Derek Carr vs. Utah State (12/7/13)

3+ Consecutive 300+ passing games:

Derek Carr (5), 11/2/13-12/7/13

Back-to-back 500-yard plus passing games:

Derek Carr,
vs. UNM (522) 11/22/13, at SJSU (519) 11/29/13
7 TDs passing: Derek Carr vs. New Mexico (11/23/13)*
6 TDs passing: Zack Greenlee at Hawai'i (11/14/15)
5 TDs passing: Derek Carr at Idaho (10/5/13)
4 TDs passing: Marcus McMaryion at Hawai'i (11/11/17)
Back-to-back games with 4+ TD passes:
Derek Carr (three games)
at Wyoming (4), vs. New Mexico (7), SJSU (6)
11/9/13-11/29/2013

Three 50+ yard TD passes in the same game:

Derek Carr 59 yards to Davante Adams, 57 yards
to Davante Adams, 59 yards to Josh Harper
vs. New Mexico (11/23/13)

Two 50+ yard TD passes in the same game:

Derek Carr 97 yards to Isaiah Burse & 60 yards
to Davante Adams vs. Colorado (9/15/12)

Two 50+ yard TD passes in the same quarter:

Derek Carr, 59 yards to Davante Adams & 59 yards
to Josh Harper vs. New Mexico (11/23/13) - 3rd Qtr.

Three Quarterbacks throw TD in same game:

B. Burrell (2), B. Connette (1), Z. Greenlee (1)
vs. Southern Utah (9/20/14)

50+ pass attempts:

59, Brian Burrell vs. Nebraska (9/13/14)

40-49 pass attempts:

44, Chason Virgil at Utah State (10/22/16)

40+ pass completions

52*, Derek Carr vs. Rutgers (8/29/13)

30-39 pass completions

30, Brian Burrell at Boise St.-MWC Game (12/6/14)

DEFENSE

15+ tackles: 15, Stratton Brown vs. Air Force (11/26/16)

12-14 tackles: 14, Jeffrey Allison vs. BYU (11/4/17)

10+ tackles by a DL:

14, Tyler Davison at UNLV (10/10/14)

3+ sacks:

3.0, Tobenna Okeke at Hawai'i (11/11/17)

4.5+ tackles for a loss:

4.5, Ejiro Ederaine at San Diego St. (10/26/13)

4.0 tackles for a loss:

4.0, Ejiro Ederaine at Boise St.-MWC Game (12/6/14)

3 interceptions:

Phillip Thomas vs. Colorado (9/15/12)

2 interceptions:

Jaron Bryant vs. Nevada (9/30/17)

Interception return for TD

Jaron Bryant (18 yards) vs. Nevada (9/30/17)

Two interception returns for TD

*Phillip Thomas (16 & 43 yards) vs. Colorado
(9/15/12)

Two players with interception returns for TDs

Patrick Su'a (20) and Tristan Okpalauugo (21)
at Tulsa (9/22/12)

Fumble recovery for TD:

Ejiro Ederaine (*78 yards)
at San Diego St. (10/26/13)

Two players with fumble recoveries for TDs:

Tyler Davison (0 yards), Travis Brown (26 yards)
at Nevada (11/10/12)

Recovered two fumbles in a game:

Ben Jacobs vs. Louisiana Tech (11/21/09)

Forced three fumbles in a game:

Ben Jacobs vs. Louisiana Tech (11/29/09)

Forced & recovered a fumble in the same game:

George Helmuth at Washington (9/16/17)

Scored on a safety:

Malik Forrester vs. Boise State (11/25/17)

SPECIAL TEAMS

Blocked a field goal:

James Bailey vs. Nevada (9/1/17)

Returned a blocked field goal for a touchdown:

Isaiah Green (59 yards) at San Diego St. (12/3/11)

Blocked a PAT: Nikko Mota vs. Nevada (11/2/13)

Blocked 2 PATs in a game:

Cody Wichmann vs. California (9/3/11)

Returned a PAT for Two Points:

Charles Washington vs. San Diego State (9/29/12)

Blocked a punt:

DeShawn Potts at UNLV (10/1/16)

Returned a blocked punt for a touchdown:

T.J. Thomas (9 yards) vs. San Jose State (11/8/14)

Returned a kickoff for a TD:

A.J. Jefferson (92 yards) vs. Nevada (11/7/08)

Returned an opening kickoff for a TD:

Has not happened in last 10 seasons

Recovered an onside kick attempt:

Michael Martens vs. Utah (9/19/15)

Returned a punt for a TD:

Isaiah Burse (2, 61/58 yards) vs. Cal Poly (9/7/13)

Returned 2 punts for TD in same game:

Isaiah Burse (61 & 58 yards) vs. Cal Poly (9/7/13)

Made 4 FGs in a Game:

Quentin Breshears at No. 4 Oregon (9/8/12)

Kicked a field goal of 55+ yards

*58, Kevin Goessling at Utah State (10/25/08)

Kicked a field goal of 50-54 yards

50, Kevin Goessling vs. Illinois (12/3/10)

TOTAL OFFENSE/ALL-PURPOSE

500 yards total offense:

551, Derek Carr at San Jose St. (11/29/13)

400-499 yards total offense:

482, Derek Carr vs. Nevada (11/2/13)

300+ all-purpose yards:

311, Robbie Rouse at Louisiana Tech (11/6/10)

* denotes school record



THE LAST TIME

A Bulldog Team Had... OFFENSE

90+ points: 94, vs. New Mexico (10/5/91)
80-89 points: 80, vs. Fort Ord (1942)
70-79 points: 70, vs. Hawai'i (11/12/04)
60-69 points: 66, vs. Incarnate Word (9/2/17)
50-59 points: 56, vs. Southern Utah (9/20/14)
0 points: at Colorado State (11/5/16)
0 points in 1st half: at Colorado State (11/5/16)
0 points in 2nd half: Boise State (12/2/17)
Did not score a Touchdown:
 at Colorado State (11/5/16)
Scored 3-plus TDs in 4th Quarter: 3- vs. Sacramento State (9/10/16)
400+ yards rushing: *503, vs. Hawai'i (11/12/04)
300-399 yards rushing:
 389, vs. Southern Utah (9/20/14)
Less than 100 yards rushing:
 99, vs. Boise State (11/25/17)
Negative rushing yards:
 -16, vs. SMU (12/24/12)
70+ rushing attempts: *71, vs. Pacific (11/9/91)
60-69 rushing attempts: 64, vs. Hawai'i (11/12/04)
50-59 rushing attempts: 51, at San Jose State (10/7/16)
Less than 10 rushing attempts: 6 vs. USC (12/21/14)
7+ rushing TDs: 9, vs. Hawai'i (11/12/04)
6 rushing TDs: at San Jose State (11/27/04)
5 rushing TDs: vs. Colorado (9/15/12)
500+ yards passing:
 519, at San Jose St. (11/29/13)
Less than 100 yards passing:
 77, at San Diego State (10/3/15)
50+ pass attempts: 59, vs. Nebraska (9/13/14)
40+ pass completions: *52, vs. Rutgers (8/29/13)
30-39 pass completions: 30, vs. Nebraska (9/13/14)
Had 12+ players catch a pass:
 12, at No. 19 Oregon (9/15/07)
600+ total net yards: 613, vs. Incarnate Word (9/2/17)
500-599 total net yards:
 526 vs. New Mexico (10/14/17)
Less than 150 total net yards:
 125, at Boise State (11/19/11)
Less than 100 total net yards:
 89, at San Diego State (10/3/15)
Had a 200-yard rusher and 200-yard passer:
 at Nevada (11/10/12) - Robbie Rouse (261 rushing) & Derek Carr (220 passing)
37+ minutes of possession:
 38:15, at Hawai'i (11/19/11)
 37:13, at Hawai'i (11/14/15)
 37:01, at San Jose State (10/7/17)

DEFENSE

Shutout an opponent: vs. New Mexico (10/14/17)
Shutout an opponent in the 1st half:
 at Wyoming (11/18/17)
Shutout an opponent in the 2nd half:
 at San Diego State (10/21/17)
Allowed 50+ points: 52, at Toledo (9/17/16)
Held two opponents scoreless in the same season:
 2017, New Mexico (38-0) & Incarnate Word (66-0)
Held an opponent to 0 or no yards in a quarter:
 -3 yards, 4th qtr, at Boise St.-MWC Game (12/6/14)
7+ interceptions: *7, vs. Idaho State (9/21/68)
6 interceptions: vs. Georgia Tech (12/31/02)
5 interceptions: vs. Oregon State (9/5/03)
4 interceptions: at Idaho (10/5/13)
3 interceptions: vs. Nevada (9/30/17)
Interception by a defensive lineman:
 Nikko Mota at Idaho (10/5/13)
4+ fumble recoveries: vs. New Mexico St. (11/11/06)
3 fumble recoveries: at Nevada (11/22/14)
13+ TFL in a game: vs. (13) New Mexico (11/23/13)
12 TFL in a game: vs. Cincinnati (9/4/10)

11 TFL in a game: vs. Hawai'i (11/29/14)
10 TFL in a game: at Washington (9/16/17)
8+ Sacks in a game: 8, vs. Utah State (12/7/13)
7 Sacks in a game: at Idaho (10/5/13)
6 Sacks in a game: vs. UNLV (10/16/15)
5 Sacks in a game: at Hawai'i (11/11/17)
Scored 3 Defensive Touchdowns: at Nevada (11/10/12) - Tyeler Davison (0-yd FR); Travis Brown (26-yd FR); Derron Smith (34-yd INT return)
Scored on a safety: vs. Boise State (11/25/17)

TURNOVERS

Forced 6 or more turnovers in a game:
 7 - vs. Georgia Tech (12/31/02) - 6 INT, 1 FR
Forced 5 turnovers in a game:
 at Idaho (10/5/13) - 4 INT, 1 FR
Forced 4 turnovers in a game:
 at San Jose State (10/7/17) - 2 INT, 2 FR
Committed 6 or more turnovers in a game:
 6, vs. Hawai'i (10/4/08) 3 FL, 3 INT
Committed 5 turnovers in a game:
 at Hawai'i (9/28/13) - 3 FL, 2 INT
Committed 4 turnovers in a game:
 vs. Air Force (10/28/16) - 4 INT
Did not force a turnover: vs. Boise State (12/2/17)
Did not force a turnover in back-to-back games:
 vs. Boise State and at Boise State, 11/25/17-12/2/17
Did not force a turnover in 3-straight games:
 vs. Utah St., Idaho & Nevada, 10/31-11/14, 2009
Did not commit a turnover: vs. Boise State (11/25/2017)
Did not commit a turnover in back-to-back games:
 vs. Wyoming and New Mexico, 11/9/13, 11/23/13
Did not commit a turnover in 3-straight games:
 vs. Rice, Colorado St. & SMU, 9/28-10/12, 2002
Lost 4 or more fumbles: 4, vs. Idaho (11/27/10)
Lost 3 fumbles: at Hawai'i (9/28/13)

SPECIAL TEAMS

Scored 13 or more points kicking:
 14, vs. Incarnate Word (9/2/17)
Scored 10-12 points kicking: 11, vs. Nevada (9/30/17)
Punted 11+ times: 12, at Toledo (9/17/16)
Punted 10 times: at San Diego St. (10/3/15)
Did not punt: vs. Hawai'i (10/4/08)
Totalled 200 or more kickoff return yards:
 209, vs. San Jose State (9/26/15)
Totalled 100 or more punt return yards:
 130, vs. Cal Poly (9/7/13)
Missed a PAT: vs. UNLV (10/28/17)
Had a PAT Blocked: vs. USC (12/21/13)
Successful two-point conversion:
 at San Jose St. (11/29/13) - Derek Carr pass to Isaiah Burse
Had a FG Blocked: Hawai'i (11/19/16)
Recovered an onside's kick: vs. Utah (9/19/15)

An Opposing Player Had...

30+ carries:
 38, Donnell Pumphrey, San Diego State (10/14/16)
200+ yards rushing:
 220, Donnell Pumphrey, San Diego State (10/14/16)
150+ yards rushing:
 154, Jalen Hurts, Alabama (9/9/17)
2 rushers with 100 yards:
 D'Angelo Brewer (252), James Flanders (101) Tulsa (9/24/16)
45+ pass attempts:
 48, Ty Gangi, Nevada (9/30/17)
30+ pass completions:
 31, Ty Gangi, Nevada (9/30/17)
400+ yards passing:
 547, David Fales, San Jose St. (11/29/13)
80+ yard rushing play:
 91, Dalton Sneed, UNLV (10/1/16)

70-79 yard rushing play:
 79, Tedder Easton, Wyoming (11/9/13)
60-69 yard rushing play:
 62, Don Jackson, Nevada (11/5/15)
80+ yard pass play:
 86, Joe Gray to Jabari Carr, San Jose State (11/8/14)
70+ yard pass play:
 73, Jake Browning to Dante Pettis, Washington (9/16/17)
60-69 yard pass play:
 61, Dalton Sneed to Elijah Trosclair, UNLV (10/1/16)
10+ receptions:
 10, Wyatt Demps, Nevada (9/30/17)
200 yards receiving:
150-199 yards receiving:
 164, Tyler Winston, San Jose St. (11/29/13)
 160, Kyle Nunn, San Jose St. (11/29/13)
4+ field goals:
 Daniel Gutierrez (4), UNLV (10/28/17)
A 50+ yard field goal:
 51, Bryce Crawford, San Jose State (10/7/17)
Punt return for a TD:
 Dante Pettis (77 yards), Washington (9/16/17)
Kickoff return for a TD:
 Kevin Nutt (96 yards), Colorado St. (11/28/15)
Returned an opening kickoff for a TD:
 Wade Lockett (100 yards), CS Fullerton (11/2/85)
Fumble recovery for a TD:
 S. Tu'ikolovatu (37 yards), No. 21 Utah (9/19/15)
Interception return for a TD:
 Solomon Matautia (19 yards), Hawai'i (11/11/17)
2 Interceptions: Brodie Hicks, Air Force (10/28/16)
3 Interceptions: Dameron Baber, Nevada (11/5/15)
Blocked Punt: Jentz Painter, Utah State (10/22/16)
Blocked FG: Viane Moala, Hawai'i (11/19/16)
Returned a blocked punt for a touchdown:
 Austin Cheney, Utah State (10/22/16)

An Opposing Team Had...

400+ yards rushing: 458, Air Force (10/24/15)
300+ yards rushing: 305, No. 1 Alabama (9/9/17)
Less than 50 yards rushing: -30, Incarnate Word (9/2/17)
Negative yards rushing: -30, Incarnate Word (9/2/17)
500+ yards passing:
 547, San Jose State (11/29/13)
400-499 yards passing:
 410, No. 14 Hawai'i (11/10/07)
Less than 100 yards passing:
 90, San Diego State (10/21/17)
700 yards plus total offense:
 701, at No. 15 USC (8/30/14)
600-699 yards plus total offense:
 617, Tulsa (9/24/16)
500-599 yards total offense:
 520, BYU (11/15/15)
Less than 200 yards total offense:
 125, Incarnate Word (9/2/17)
Less than 105 yards total offense:
 104, Sacramento State (9/1/04)
10 or fewer first downs: (8) Incarnate Word (9/2/17)
60+ points: 73, at No. 14 Ole Miss (9/12/15)
50-59 points: 52, Toledo (9/17/16)
40-49 points: 38, at Washington (9/16/17)
Attempted a two-point conversion:
 Hawai'i (11/11/17) - pass converted, pass failed
Successful two-point conversion:
 Hawai'i (11/11/17) - pass by Dru Brown to Dylan Collie
Scored on a safety:
 Utah State, team safety (10/10/15)
40+ minutes of possession:
 42:38, Air Force (10/24/15)
37-40 minutes of possession:
 37:19, San Diego St. (10/14/15) * School record



Game #1

Fresno State 66, Incarnate Word 0

Sept. 2, 2017 • Bulldog Stadium • Fresno, Calif. • Attendance: 39,447

SCORE BY QUARTERS	1	2	3	4	OT	FINAL
Incarnate Word	0	0	0	0	-	0
Fresno State	17	17	32	0	-	66

SCORING SUMMARY

	Plays	TOP	Score
FS 1st 06:51 HOKIT 1 yd run (Camacho kick)	6-43	2:32	0-7
FS 1st 03:56 CAMACHO 30 yd field goal	4-4	1:15	0-10
FS 1st 01:51 RICE, Ja. 65 yd pass from HOKIT (CAMACHO kick)	4-84	0:50	0-17
FS 2nd 11:09 CAMACHO 47 yd field goal	7-42	1:49	0-20
FS 2nd 04:53 HOKIT 4 yd run (CAMACHO kick)	5-84	1:48	0-27
FS 2nd 00:15 RIDDERING 2 yd pass from VIRGIL (CAMACHO kick)	10-74	3:15	0-34
FS 3rd 13:11 TEAM safety			0-36
FS 3rd 11:57 RIVERS 30 yd run (CAMACHO kick)	4-61	1:14	0-43
FS 3rd 10:22 NDOH safety			0-45
FS 3rd 07:48 JORDAN 24 yd pass from McMARYION (CAMACHO kick)	5-58	2:25	0-52
FS 3rd 05:40 MIMS 13 yd run (CAMACHO kick)	4-24	1:51	0-59
FS 3rd 00:33 ALLEN 45 yd pass from McMARYION (CAMACHO kick)	6-64	3:27	0-66

TEAM STATS

	UIW	Fresno St.
First Downs	8	26
Rushing Att-Yards	27- -30	40-199
Passing Cmp-Att-Yds	15-31-155	23-37-414
Total Plays-Yards	58-125	77-613
Fumbles-Lost	1-1	2-0
Penalties-Yards	7-50	3-15
Punts-Yards	8-404	3-158
Average	50.5	52.7
Net	43.1	49.0
Punt Returns (#-Yds-TD)	2-11-0	5-59-0
Kickoff Returns (#-Yds-TD)	7-111-0	3-64-0
Interceptions-Yards-TD	0-0-0	1-0-0
Fumble Ret-Yards-TD	0-0-0	0-0-0
Time of Possession	27:22	32:38
3rd Downs	3-of-16	10-of-16
4th Downs	0-of-1	0-of-1
Sacks By	0-0	2-20

INDIVIDUAL LEADERS

Rushing (att-yds-TD):
FS - Ronnie Rivers (9-60-1)
UIW - Keyondrick Philio (7-11-0)
Passing (cmp-att-int-yds-TD):
FS - Chason Virgil (16-29-0-246-1)
UIW - Taylor Laird (9-20-1-90-0)
Receiving Yards (no-yds-TD):
FS - KeeSean Johnson (7-120-0)
UIW - Desmond Hill (4-18-0)
Defense (ST-AT-TT-TFL-Sack):
FS - Emeka Ndoh (3-0-3-0-2-0)
UIW - Mar'kel Cooks (5-1-6-0-0-0-0)
Interceptions (no-yds-TD):
FS - Sherman Coleman (1-0-0-0)
UIW - None

FRESNO, Calif. - The Jeff Tedford era opened in style on Saturday night at Bulldog Stadium as the 'Dogs blanked Incarnate Word 66-0 behind 613 yards of offense in front of 39,447 fans.

On a night that saw legendary Bulldog quarterback Derek Carr have his No. 4 jersey retired in a halftime ceremony, the Bulldogs offense flashed back to Carr's Senior Night scoring the most points in a game since November 23, 2013 when they piled on 69 in a 41-point win over New Mexico.

Saturday's shutout was the first pitched by the Bulldogs since September 5, 2009 (vs. UC Davis). The 'Dogs held Incarnate Word to 125 yards of offense on the night, including negative 30 yards rushing for a new Bulldog Stadium record for fewest rushing yards by an opponent. UIW had 60 yards offense after three quarters of play.

Sophomore quarterback Chason Virgil went 16-of-29 through the air for 246 yards and a touchdown. Junior wide receiver KeeSean Johnson posted his second career 100-yard contest totaling 120 yards on seven receptions while true freshman Ronnie Rivers, the first 'Dog to start at running back since 1980, added 60 yards on nine carries and a TD.

Sophomore Josh Hokit accounted for three scores, running for two and tossing one on a halfback pass. Junior transfer Marcus McMaryion completed 6-of-7 passes for 103 yards and two touchdowns, entering in the third quarter.

The defense was led by junior Tank Kelly's six tackles and a standout night by junior transfer Emeka Ndoh who posted two sacks, a forced fumble and a fumble recovery.

How It happened

After stalling on the opening offensive drive, the 'Dogs defense went to work right away forcing a turnover on a 3rd-and-14 as junior defensive end Emeka Ndoh striped UIW quarterback Taylor Laird of the ball and recovered the ball.

On the ensuing drive, the 'Dogs put together a six-play, 43-yard drive that spanned 2:32 on the clock as a 1-yard touchdown plunge from Hokit gave Fresno State its first score of 2017.

After the 'Dogs forced a three-and-out on the Cardinals next possession, junior running back Deonte O'Neal broke off a career-long 44-yard punt return down to the UIW 17. With three plays only netting four yards on offense, senior kicker Jimmy Camacho converted a 30-yard field to put the Bulldogs up 10-0.

On Fresno State's next possession after forcing a three-and-out, Hokit increased the score to 17-0 on a 65-yard halfback pass as he connected with sophomore tight end Jared Rice who was streaking down the left side of the field wide open for a 65-yard score. Hokit's touchdown throw was the first touchdown thrown by a non-quarterback since Robbie Rouse in 2012 - a 1-yard throw on Nov. 24 vs Air Force.

The scoring continued in the second quarter as Camacho connected on his second field goal of the night, this one a career-long 47 yards, to put Fresno State ahead 20-0.

The offensive fireworks continued as the Bulldogs put up two more touchdowns in the second quarter as Hokit punched in his second touchdown of the game, a 4-yard run, and after an eighth straight three-and-out by UIW, Virgil connected with junior tight end Kyle Riddering for 2-yard TD, his first career TD reception, to put the 'Dogs in control 34-0.

After gaining 361 yards of offense in the first half and scoring 34 points, Fresno State continued to pile up the points in the second half, adding 34 in the third quarter alone. The 'Dogs picked up a pair of safeties and a 30-yard run from true freshman Ronnie Rivers sandwiched in between to put the 'Dogs out front 45-0.

Fresno State added three more touchdowns between the 7:48 and 0:33 marks in the third quarter, including a pair of scoring tosses from McMaryion, and the first touchdown run from freshman running back Jordan Mims to push the 'Dogs lead to 66-0 after three quarters.

It was the most points scored by Fresno State in a season opener since 1988 when they tacked on 68 against New Mexico.



Game #2

No. 1 Alabama 41, Fresno State 10

Sept. 9, 2017 • Bryant-Denny Stadium • Tuscaloosa, Ala. • Attendance: 101,127

SCORE BY QUARTERS	1	2	3	4	OT	FINAL
Fresno State	3	0	0	7	-	10
Alabama	14	14	3	10	-	41

SCORING SUMMARY

	Plays	TOP	Score
UA 1st 14:21 Hurts 55 yd run (Pappanastos kick)	2-73	0:39	0-7
UA 1st 08:24 Hentges 23 yd pass from Hurts (Pappanastos kick)	10-62	4:25	0-14
FS 1st 04:03 CAMACHO 28 yd field goal	9-69	4:21	3-14
UA 2nd 14:25 Hurts 3 yd run (Pappanastos kick)	11-75	4:38	3-21
UA 2nd 01:15 Harris 5 yd run (Pappanastos kick)	6-77	2:29	3-28
UA 3rd 02:03 Pappanastos 24 yd field goal	11-53	5:31	3-31
UA 4th 07:08 Pappanastos 22 yd field goal	4-0	0:44	3-34
FS 4th 06:06 GRIM 26 yd pass from VIRGIL (CAMACHO kick)	4-37	1:02	10-34
UA 4th 02:41 Ruggs III 16 yd pass from Tagovailoa (Pappanastos kick)	8-75	3:25	10-41

TEAM STATS

	Fresno St.	Alabama
First Downs	18	28
Rushing Att-Yards	22-57	39-305
Passing Cmp-Att-Yds	26-41-216	20-27-192
Total Plays-Yards	63-273	66-497
Fumbles-Lost	1-0	0-0
Penalties-Yards	1-6	4-30
Punts-Yards	6-222	3-125
Average	37.0	41.7
Net	35.0	41.7
Punt Returns (#-Yds-TD)	0-0-0	2-12-0
Kickoff Returns (#-Yds-TD)	5-127-0	1-19-0
Interceptions-Yards-TD	0-0-0	1-30-0
Fumble Ret-Yards-TD	0-0-0	0-0-0
Time of Possession	29:18	30:42
3rd Downs	3-of-11	4-of-10
4th Downs	0-of-0	1-of-1
Sacks By	1-8	2-9

INDIVIDUAL LEADERS

Rushing (att-yds-TD):
FS - Ronnie Rivers (9-29-0)
UA - Jalen Hurts (10-154-2)
Passing (cmp-att-int-yds-TD):
FS - Chason Virgil (21-34-1-180-1)
UA - Jalen Hurts (14-18-0-128-1)
Receiving Yards (no-yds-TD):
FS - KeeSean Johnson (8-55-0)
UA - Calvin Ridley (5-45-0)
Defense (ST-AT-TT-TFL-Sack):
FS - Jeffrey Allison (7-7-14-1-0-1-0)
UA - Ronnie Harrison (5-3-8-1-0-0-0)
Interceptions (no-yds-TD):
FS - None
UA - Anthony Averett (1-30-0)

TUSCALOOSA, Ala. - The Fresno State Bulldogs fell 41-10 to No. 1 Alabama on Saturday afternoon in front of 101,127 fans at Bryant-Denny Stadium. The Crimson Tide built a 28-3 lead in the opening 30 minutes and retained their lead despite a strong second half effort by the 'Dogs.

Fresno State (1-1) tallied 216 yards through the air while adding 58 yards on the ground. Sophomore quarterback Chason Virgil completed 21-of-34 passes for 180 yards and added a 26-yard scoring strike to sophomore wide receiver Derrion Grim in the fourth quarter.



Junior wide receiver KeeSean Johnson added a team-high eight receptions for 55 yards while senior Da'Mari Scott added a career-high seven catches for 67 yards. Scott added 94 yards on kickoff returns and 10 yards rushing to give him 171 all-purpose yards to match his career-best. Jeffrey Allison led the 'Dogs on defense with a career-high 14 stops, including seven solo, and added a sack. Sophomore defensive back Juhu Hughes added a career-best nine tackles, five solo, while sophomore defensive back Jaron Bryant added seven tackles, including six solo stops.

Alabama (2-0) totaled 497 yards of offense with 305 yards coming on the ground and added 192 yards through the air. Sophomore quarterback Jalen Hurts accounted for 282 yards individually, posting 154 yards on 10 carries, and went 14-of-18 through the air for 128 yards. Junior wide receiver Calvin Ridley was one of 11 Tide players with a reception in the game as he finished with team-highs in receptions (5) and yards (45). On defense, junior defensive back Ronnie Harrison and sophomore defensive lineman Raekwon Davis each finished with a team-best eight tackles.

How It Happened

Alabama wasted little time getting on the scoreboard, winning the coin toss and running only two offensive plays to get on the board. On the second play from scrimmage, Hurts ran through the Bulldog defense for a 55-yard touchdown for an early 7-0 lead.

After a quick three-and-out for the 'Dogs, the Tide offense picked up where it left off, putting together a 10-play, 62-yard drive that took 4:25 off the play clock. Hurts hooked up with junior tight end Hale Hentges for a 23-yard score to gain a 14-0 advantage.

The Bulldogs were able to get things going on offense on their second drive. A 30-yard connection from Virgil to Scott got the ball down to the Tide 18-yard line, and after a 5-yard run by Ronnie Rivers and a 4-yard carry by Josh Hokit to the nine, a 27-yard field goal by senior kicker Jimmy Camacho put the 'Dogs on the board. The 'Dogs scored 70 yards on nine plays on that drive and rolled 4:21 off the clock.

Taking over with 3:44 left in the first quarter, the Tide continued to pound away at the 'Dogs defense as they put together an 11-play, 75-yard drive that ended with a 3-yard run into the end zone by Hurts for his second rushing score of the game. The Tide outgained the 'Dogs 198 to 67 in the opening quarter.

Alabama backup quarterback Tua Tagovailoa came into the contest with 10:35 left in the second quarter, and after picking up a quick first down, Allison notched a sack for a loss of eight yards, and after a pair of incompletions, the 'Dogs forced Alabama's first punt of the game with 7:51 to play until halftime.

Fresno State began the next drive on their own 8-yard line and moved the ball out to their 44. On third-and-6, Virgil tossed a ball along the sideline inside the Alabama 30 to Jamire Jordan, but the ball was just off of the finger tips as the receiver laid out for the catch. After a Cusick punt, the Tide brought Hurts back into the game and added a touchdown late in the half. Damien Harris punched in a 5-yard score to take a 28-3 lead into halftime.

The second half was a different story for the 'Dogs, owning the scoring advantage 7-6 until Alabama got into the endzone with 2:41 remaining in the game.

Alabama converted on a pair of field goals between the third and fourth quarters to take a 34-3 lead. The 'Dogs found the endzone with 6:06 left the fourth quarter after a 63-yard kickoff return by Scott gave the 'Dogs their best starting field position of the game. Virgil finished the drive with a 26-yard pass play to Grim, the sophomore receiver's first of his career.



Game #3

No. 6 Washington 48, Fresno State 16

Sept. 16, 2017 • Husky Stadium • Seattle, Wash. • Attendance: 68,384

SCORE BY QUARTERS	1	2	3	4	OT	FINAL	
Fresno State	0	7	6	3	-	16	Record (1-2)
Washington	27	14	7	0	-	48	Record (3-0)

SCORING SUMMARY

	Plays	TOP	Score
UW 1st 10:48 Gaskin 28 yd run (Vizcaino kick)	5-76	1:48	0-7
UW 1st 07:34 Pettis 4 yd pass from Browning (Vizcaino kick)	6-70	2:05	0-14
UW 1st 07:11 Gaskin 7 yd run (Vizcaino kick failed)	1-7	0:08	0-20
UW 1st 05:11 Pettis 77 yd punt return (Vizcaino kick)			0-27
UW 2nd 12:07 Pettis 7 yd pass from Browning (Vizcaino kick)	8-68	3:39	0-34
FS 2nd 02:59 SCOTT 6 yd pass from VIRGIL (CAMACHO kick)	8-50	3:47	7-34
UW 2nd 00:09 Gaskin 8 yd pass from Browning (Vizcaino kick)	11-75	2:50	7-41
UW 3rd 13:58 Pettis 73 yd pass from Browning (Soderberg, Van kick)	2-70	0:55	7-48
FS 3rd 10:42 CAMACHO 29 yd field goal	5-14	1:40	10-48
FS 3rd 04:28 CAMACHO 34 yd field goal	5-23	2:50	13-48
FS 4th 11:38 CAMACHO 31 yd field goal	11-34	5:36	16-48

TEAM STATS

	Fresno St.	UW
First Downs	18	21
Rushing Att-Yards	31-119	30-92
Passing Cmp-Att-Yds	21-36-194	25-28-328
Total Plays-Yards	67-313	58-420
Fumbles-Lost	1-0	2-2
Penalties-Yards	6-54	4-41
Punts-Yards	5-210	3-120
Average	42.0	40.0
Net	24.8	38.0
Punt Returns (#-Yds-TD)	1-6-0	3-86-1
Kickoff Returns (#-Yds-TD)	7-128-0	2-61-0
Interceptions-Yards-TD	0-0-0	1-24-0
Fumble Ret-Yards-TD	0-0-0	0-0-0
Time of Possession	32:55	27:05
3rd Downs	3-of-13	3-of-7
4th Downs	0-of-1	0-of-1
Sacks By	1-6	1-7

INDIVIDUAL LEADERS

Rushing (att-yds-TD):
FS - Ronnie Rivers (10-29-0)
UW - Myles Gaskin (8-56-2)
Passing (cmp-att-int-yds-TD):
FS - Chason Virgil (11-20-1-98-1)
UW - Jake Browning (19-22-0-255-4)
Receiving Yards (no-yds-TD):
FS - Da'Mari Scott (5-40-1)
UW - Dante Pettis (5-92-3)
Defense (ST-AT-TT-TFL-Sack):
FS - Mike Bell (6-3-9-1, 5-0-0)
UW - Ryan Bowman (5-0-5-1, 0-1-0)
Interceptions (no-yds-TD):
FS - None
UW - Tevis Bartlett (1-24-0)

SEATTLE - A 27-point first quarter by the high-powered scoring offense of No. 6 Washington proved to be too much for Fresno State to overcome on Saturday night at Husky Stadium as the Bulldogs fell 48-16.

Fresno State (1-2) totaled 313 yards on offense with 151 in the first half and 162 in the second half. The 'Dogs finished with 194 yards through the air and 119 yards on the ground and totaled 18 first downs while possessing the ball for 32:55.

Sophomore quarterback Chason Virgil went 11-of-20 for 98 yards while junior Marcus McMaryion came on in the second half to go 10-of-16 for 96 yards. Senior wide receiver Da'Mari Scott had a team-leading five receptions for 40 yards and recorded his first touchdown of the season.

On defense, sophomore defensive back Mike Bell made a career-high nine tackles, including six solo, and also recorded 1.5 tackles for a loss. Linebackers Jeffrey Allison and James Bailey had five tackles apiece while Allison forced one of two fumbles on the evening by the 'Dogs.

How It Happened

With the Bulldogs receiving the ball to start the game, the 'Dogs picked up a quick first down on an 11-yard run by Rivers, but were stopped short on a third down setting up the first punt of the game by sophomore punter Blake Cusick. The Huskies, who scored a combined 93 points in their first two games, got the offense rolling early as Myles Gaskin scored on a 28-yard rushing touchdown that finished off a quick five-play, 76-yard drive.

After a quick three-and-out by the 'Dogs, Washington used back-to-back receptions of 17 and 50 yards, respectively, to reach the Bulldogs four-yard line. After what appeared to be a third down tackle by the Bulldogs on third-and-goal, a horse collar penalty wiped out the Bulldogs' positive momentum. Browning connected with Dante Pettis on the next play for a four-yard touchdown to make the score 14-0 in favor of the Huskies.


Washington extended its lead 20-0 on a seven-yard rush out of the Wildcat formation by Gaskin that was set up after a Bulldog turnover. After the 'Dogs were stopped on third-and-3 on their next drive, Cusick's punt was returned 77 yards by Pettis for a touchdown, to move the score 27-0 in favor of UW, as the senior wide receiver tied an NCAA record with his eighth career punt return for a touchdown.

The 'Dogs looked to get on the scoreboard at the end of the first quarter, but a 48-yard field attempt by Jimmy Camacho sailed wide right. Washington extended its lead to 34-0 with a seven-yard touchdown pass from Browning to Pettis with 12:07 left in the first half.

After forcing the Huskies' first punt of the game, the 'Dogs took over at midfield and went on an eight-play 50-yard drive that was punctuated by a six-yard touchdown score from Virgil to Scott to get Fresno State on the board. Washington closed out its high-scoring first half with an 11-play, 75-yard drive that ended with an eight-yard touchdown reception by Gaskin from Browning. It was 41-7 at the break.

The second half started quickly for the Huskies, needing only two plays to score, as Browning and Pettis connected for a 73-yard touchdown pass. The 'Dogs were unable to score touchdowns in the third quarter, despite the defense forcing fumbles on back-to-back drives and gaining possession in UW territory. The 'Dogs recorded a pair of field goals by Camacho to pull the score to 48-13. The senior kicker connected from 29 yards after Allison's forced fumble was recovered by George Helmuth. Helmuth set up another field goal after forcing his first career fumble, which was recovered by sophomore Jasad Haynes, setting up a 34-yard field goal.

Camacho made his third field of the night in the fourth quarter, connecting from 31 yards, which resulted in the final score, 48-16.



Game #4, MW Game #1

Fresno State 41, Nevada 21

Sept. 30, 2017 • Bulldog Stadium • Fresno, Calif. • Attendance: 27,434

SCORE BY QUARTERS	1	2	3	4	OT	FINAL	
Nevada	0	14	0	7	-	21	Record (0-5, 0-1)
Fresno State	10	21	7	3	-	41	Record (2-2, 1-0)

SCORING SUMMARY

	Plays	TOP	Score
FS 1st 13:21 JOHNSON 10 yd pass from McMARYION (CAMACHO kick)	4-29	1:39	0-7
FS 1st 00:00 CAMACHO 29 yd field goal	12-63	6:37	0-10
FS 2nd 13:12 JOHNSON 16 yd pass from HOKIT (CAMACHO kick)	3-73	1:01	0-17
FS 2nd 05:05 BRYANT 18 yd interception return (CAMACHO kick)			0-24
FS 2nd 02:08 JOHNSON 40 yd pass from McMARYION (CAMACHO kick)	4-73	1:24	0-31
NEV 2nd 00:54 DEMPS 17 yd pass from GANGI (PETTIT kick)	6-75	1:26	7-31
NEV 2nd 00:35 ARMSTRONG 21 yd pass from GANGI (PETTIT kick)	1-21	0:07	14-31
FS 3rd 07:58 RIVERS 5 yd run (CAMACHO kick)	6-56	2:41	14-38
FS 4th 02:44 CAMACHO 27 yd field goal	10-48	7:28	14-41
NEV 4th 00:23 WRIGHT 2 yd run (PETTIT kick)	12-73	2:21	21-41

TEAM STATS

	Nevada	Fresno St.
First Downs	16	22
Rushing Att-Yards	23-61	38-192
Passing Cmp-Att-Yds	31-49-253	25-33-312
Total Plays-Yards	72-314	71-504
Fumbles-Lost	0-0	4-2
Penalties-Yards	4-20	8-61
Punts-Yards	6-238	3-98
Average	39.7	32.7
Net	38.8	26.0
Punt Returns (#-Yds-TD)	0-0-0	1-5-0
Kickoff Returns (#-Yds-TD)	2-47-0	3-87-0
Interceptions-Yards-TD	1-0-0	3-20-1
Fumble Ret-Yards-TD	0-0-0	0-0-0
Time of Possession	22:52	37:08
3rd Downs	5-of-17	1-of-11
4th Downs	0-of-3	2-of-2
Sacks By	1-7	3-23

INDIVIDUAL LEADERS

Rushing (att-yds-TD):
FS - Ronnie Rivers (12-82-1)
Nev - Kelton Moore (5-26-0)
Passing (cmp-att-int-yds-TD):
FS - Marcus McMaryion (24-32-1-296-2)
Nev - Ty Gangi (31-48-3-253-2)
Receiving Yards (no-yds-TD):
FS - KeeSean Johnson (7-104-3)
Nev - Wyatt Demps (10-96-1)
Defense (ST-AT-TT-TFL-Sack):
FS - George Helmuth (4-6-10-1, 0-1-0)
Nev - Lucas Weber (2-5-7-2, 0-1-0)
Interceptions (no-yds-TD):
FS - Jaron Bryant (2-20-1)
Nev - Vosean Crumie (1-0-0)

FRESNO, Calif. - Behind 504 yards of total offense and three first half touchdowns from junior wide receiver KeeSean Johnson, the Fresno State Bulldogs won its Mountain West opener over Nevada 41-21 on Saturday evening at Bulldog Stadium.

Junior quarterback Marcus McMaryion, making his first start as a Bulldog, had a standout game behind center, passing for 296 yards on 24-of-32 passing and tossed two touchdowns. The Oregon State transfer went 20-of-23 in the first half for 260 yards. Johnson, a Biletnikoff award watch list candidate, made a team-high seven receptions for 104 yards and matched his career-high with three touchdowns.



On the ground, freshman running back Ronnie Rivers rushed for a season-best 82 yards on a season-high 12 carries and scored the 'Dogs lone touchdown on the ground.

Defensively, the secondary provided three turnovers as sophomore Jaron Bryant notched his first two career interceptions, one returned 18 yards for a touchdown, and senior Johnny Johnson, Jr. added another.

Junior linebacker George Helmuth had a career-high 10 tackles and added a sack and tackle for a loss. Linebackers James Bailey and Jeffrey Allison each had eight tackles apiece while sophomore defensive back Mike Bell added seven tackles, including three solo stops.

How It Happened

The first quarter saw the 'Dogs build an early 10-0 lead behind 120 yards of offense with 107 yards coming through the air. With Nevada winning the coin toss and deferring to the second half, Jamire Jordan received the opening kickoff and returned it 71 yards down to the Wolf Pack 29-yard line. Three plays later, McMaryion found Johnson for a 10-yard touchdown to give the Bulldogs an early 7-0 lead.

The Wolf Pack threatened to score on its second possession of the game driving down to the Bulldog 35-yard line before being forced to attempt a 45-yard field goal. Nevada's Spencer Pettit's kick was blocked by the Fresno State's James Bailey and recovered by DeShawn Potts. Taking over at their 25-yard line, the 'Dogs went on a 12-play, 63-yard drive down to the Nevada 12 setting up a Jimmy Camacho 29-yard field goal to put the 'Dogs up 10-0 at the end of the first quarter.

The Bulldogs continued to build their lead in the second quarter using a quick 63-yard strike from McMaryion to sophomore wide receiver Derrion Grim to get down to the Nevada 25. After a nine-yard rush by freshman running back Jordan Mims, a 16-yard pass from running back Josh Hokit to Johnson put the 'Dogs in front 17-0 - the running back's second TD toss this season.

Bryant's interception return, the first interception returned for a touchdown by a Bulldog since 2015, and a 40-yard strike from McMaryion to Johnson extended the Bulldogs lead to 31-0 with 2:08 left in the first half.

Nevada would not end the half quietly, answering back with back-to-back touchdowns within 19 seconds of one another under one minute remaining in the half. Gangi connected with Wyatt Demps for a 17-yard score and then after a fumble by Fresno State's Da'Mari Scott on the ensuing kickoff, Gangi wasted no time finding Trevion Armstrong in the corner of the endzone to cut the 'Dogs lead to 31-14.

The Bulldogs extended their lead to 38-14 in the third quarter as Rivers punched in a five-yard score on the ground to finish off a six-play, 56-yard drive and Camacho's second field goal of the night from 27 yards out ended the Bulldogs' scoring for the contest. A late touchdown by the Wolf Pack made the final score 41-21, earning the Bulldogs their largest margin of victory in a conference opener since 2011.



Game #5, MW Game #2

Fresno State 27, San Jose State 10

Oct. 7, 2017 • CEFCU Stadium • San Jose, Calif. • Attendance: 18,483

SCORE BY QUARTERS	1	2	3	4	OT	FINAL
Fresno State	14	7	0	6	-	27
San Jose State	0	0	7	3	-	10

SCORING SUMMARY

	Plays	TOP	Score
FS 1st 06:06 RIVERS 15 yd run (CAMACHO kick)	14-56	6:03	7-0
FS 1st 02:24 RIVERS 3 yd run (CAMACHO kick)	6-53	2:29	14-0
FS 2nd 00:35 HOKIT 1 yd run (CAMACHO kick)	17-80	8:04	21-0
SJ 3rd 06:24 OLIVER 6 yd pass from LOVE (CRAWFORD kick)	9-49	3:29	21-7
FS 4th 13:40 CAMACHO 38 yd field goal	4-0	0:21	24-7
SJ 4th 08:36 CRAWFORD 51 yd field goal	12-41	5:04	24-10
FS 4th 06:14 CAMACHO 50 yd field goal	4-5	2:17	27-10

TEAM STATS

	Fresno St.	SJSU
First Downs	17	12
Rushing Att-Yards	51-212	33-108
Passing Cmp-Att-Yds	15-26-136	15-26-97
Total Plays-Yards	77-348	59-205
Fumbles-Lost	0-0	2-2
Penalties-Yards	10-99	9-78
Punts-Yards	6-212	5-229
Average	35.3	45.8
Net	35.3	45.2
Punt Returns (#-Yds-TD)	1-3-0	0-0-0
Kickoff Returns (#-Yds-TD)	0-0-0	0-0-0
Interceptions-Yards-TD	2-0-0	0-0-0
Fumble Ret-Yards-TD	0-0-0	0-0-0
Time of Possession	37:01	22:59
3rd Downs	5-of-16	5-of-13
4th Downs	3-of-3	0-of-1
Sacks By	4-24	0-0

INDIVIDUAL LEADERS

Rushing (att-yds-TD):
FS - Ronnie Rivers (19-105-2)
SJSU - Tyler Nevens (21-99-0)
Passing (cmp-att-int-yds-TD):
FS - Marcus McMaryion (15-26-0-136-0)
SJSU - Josh Love (15-25-1-97-1)
Receiving Yards (no-yds-TD):
FS - Da'Mari Scott (7-45-0)
SJSU - JaQuan Blackwell (5-41-0)
Defense (ST-AT-TT-TFL-Sack):
FS - Malik Forrester (4-2-6-2.0-3.0)
SJSU - Frank Ginda (9-10-19-0.0-0.0)
Interceptions (no-yds-TD):
FS - Jaron Bryant (1-0-0)/Juju Hughes (1-0-0)
SJSU - None

SAN JOSE, Calif. - The Fresno State football team regained control of the Valley Trophy on Saturday evening with a 27-10 victory at San Jose State, topping the Spartans behind three first-half touchdowns, and a stifling defense that allowed just 205 yards and forced four turnovers.

"It's always nice to come away with a victory," said head coach Jeff Tedford. "We can get a lot better, but it's great to bring the trophy home. That's something we talked all week about, and we take pride in that."

While the defense laid the foundation, Fresno State's (3-2, 2-0 MW) running game paved the way offensively. Freshman running back Ronnie Rivers had a season-high 19 carries for a season-best 105 yards and added two rushing scores. Fellow freshman running back Jordan Mims added 12 carries for 49 yards and sophomore Josh Hokit rushed 10 times for 43 yards as the 'Dogs tallied a season-high 212 yards on the ground.

Junior quarterback Marcus McMaryion, making his second-straight start, finished 15-of-26 through the air for 136 yards, spreading the ball around to four receivers. Junior KeeSean Johnson had a team-high 52 yards on two receptions, including a 45-yard gain in the first quarter, while senior Da'Mari Scott matched his season-high with seven receptions for 45 yards.

On the defensive side of the ball, sophomore defensive back Juju Hughes filled up the stat sheet finishing with six tackles (four solo) and added two tackles for loss, a sack, interception and a forced fumble. Senior defensive tackle Malik Forrester added six tackles, three tackles for loss, two sacks and forced a fumble as he wreaked havoc on the Spartan offense all night. Sophomore linebacker Jeffrey Allison had a team-high nine tackles, five solo, and a tackle for loss.

How It Happened

The Bulldog defense came out tough from the start of the game, forcing two turnovers in the first nine minutes of action as sophomore defensive back Jaron Bryant and Hughes each picked off passes from Spartan quarterback Josh Love. The first scoring drive for the 'Dogs started at their 44-yard line as they put together a 14-play, 56-yard drive, capped by a Rivers' 15-yard rush, that took 6:03 off the clock.

With the Spartans getting the ball back, Hughes picked off a Love third-down pass for his first career interception. The Bulldogs took over at their own 47-yard line, and after a 10-yard run by Rivers and a five-yard rush by Mims, McMaryion connected with Johnson down the middle of the field for a 45-yard gain down to the SJSU 8-yard line. Three plays later, Rivers rushed for his second score of the game with a three-yard plunge up the middle to put Fresno State in front 14-0.

Holding a 152-44 advantage in yards and holding the ball for over 10 minutes after the first quarter, the 'Dogs continued to pound the rock in the second quarter putting together a season-long 17-play, 80-yard drive that ran 8:04 off the game clock. Running the ball 15 times on the drive, Rivers rushed five times for 39 yards and Mims carried it five times for 23 yards as the drive ended with a 1-yard touchdown run by Hokit.

With the 'Dogs holding its opponent scoreless in the first half for a second time this season, Fresno State held a 285-79 advantage in yards in the first half. The Spartans got on the scoreboard in the third quarter capitalizing on its best starting field position of the game, starting at the Bulldogs' 49-yard line as SJSU put together a nine-play drive that finished with a six-yard pass from Love to Josh Oliver.

Senior Jimmy Camacho extended the Bulldogs' lead to 24-7 lead with a 38-yard field goal with 13:40 to play in the fourth quarter. The Spartans' Bryce Crawford nailed a 51-yard field goal to bring it back within a two possession game, but after a short kickoff was recovered by the 'Dogs at the SJSU 38-yard line, the 'Dogs gained five yards before Camacho hit a career-long 50 yard field goal to complete the scoring for the Bulldogs.

Game #6, MW Game #3

Fresno State 38, New Mexico 0

Oct. 14, 2017 • Bulldog Stadium • Fresno, Calif. • Attendance: 28,090

SCORE BY QUARTERS	1	2	3	4	OT	FINAL
New Mexico	0	0	0	0	-	0
Fresno State	14	7	10	7	-	38

SCORING SUMMARY

	Plays	TOP	Score
FS 1st 04:30 JORDAN 70 yd pass from McMARYION (CAMACHO kick)	2-74	0:44	0-7
FS 1st 00:41 JOHNSON, K. 12 yd pass from McMARYION (CAMACHO kick)	2-87	0:48	0-14
FS 2nd 10:26 RIVERS 4 yd run (CAMACHO kick)	5-82	2:25	0-21
FS 3rd 08:04 CAMACHO 37 yd field goal	8-35	2:31	0-24
FS 3rd 02:35 JORDAN 32 yd pass from McMARYION (CAMACHO kick)	1-32	0:07	0-31
FS 4th 08:05 HOKIT, Josh 12 yd run (CAMACHO kick)	7-84	3:51	0-38

TEAM STATS

	UNM	Fresno St.
First Downs	14	17
Rushing Att-Yards	37-109	36-227
Passing Cmp-Att-Yds	15-30-213	13-23-299
Total Plays-Yards	67-322	59-526
Fumbles-Lost	3-1	2-1
Penalties-Yards	3-35	2-25
Punts-Yards	9-414	6-246
Average	46.0	41.0
Net	43.7	41.0
Punt Returns (#-Yds-TD)	0-0-0	1-1-0
Kickoff Returns (#-Yds-TD)	4-81-0	0-0-0
Interceptions-Yards-TD	0-0-0	1-18-0
Fumble Ret-Yards-TD	0-0-0	1-3-0
Time of Possession	33:44	26:16
3rd Downs	2-of-14	4-of-13
4th Downs	0-of-2	1-of-1
Sacks By	1-13	2-8

INDIVIDUAL LEADERS

Rushing (att-yds-TD):
FS - Ronnie Rivers (14-70-1)
NM - Tyrone Owens (10-29-0)
Passing (cmp-att-int-yds-TD):
FS - Marcus McMaryion (13-23-0-299-3)
NM - Tekava Tuioti (13-24-1-200-0)
Receiving Yards (no-yds-TD):
FS - Jamire Jordan (3-108-2)
NM - Hart-Johnson (2-56-0)
Defense (ST-AT-TT-TFL-Sack):
FS - Juju Hughes (9-2-11-2.0-0.0)
NM - Rashaun Epting (5-1-6-0.0-0.0)
Interceptions (no-yds-TD):
FS - Mike Bell (1-18-0)
NM - None

FRESNO, Calif. - Posting multiple shutouts in a season for the first time since 1988 and improving to 3-0 in Mountain West play for the first time since 2013, Fresno State blanked New Mexico 38-0 on Saturday evening at Bulldog Stadium on Homecoming.

"Our defense played excellent tonight," said head coach Jeff Tedford after the 'Dogs first-ever shutout over a MW opponent. "That is a hard offense to stop. Our defense did an awesome job with the game plan. We had the guys in the right position and they played really hard."

With another stingy defensive outing for the 'Dogs, Fresno State's (4-2, 3-0 MW) deep passing game ruled the day offensively. Junior quarterback Marcus McMaryion, making his third-straight start, finished 13-of-23 through the air for 299 yards, spreading the ball around to six receivers in the contest.

Junior KeeSean Johnson had his third 100-yard receiving game of the season totaling 105 yards on five receptions while scoring his fourth touchdown of the season. Fellow junior wideout Jamire Jordan added his first 100-yard contest of the season with a team-high 108 yards on three catches, including a pair of touchdowns, for his first career multi-touchdown game of his career. It was the first time since Oct. 28, 2016 against Air Force that the 'Dogs have had two 100-yard receivers as Johnson and Jordan each went over 100 yards in that contest.

On the defensive side of the ball, reigning Mountain West Defensive Player of the Week Juju Hughes had another standout game in the defensive backfield finishing with a career-high 11 tackles (nine solo) and added two tackles for a loss and two pass breakups. Sophomore safety Mike Bell, making his first start of the season and second of his career, finished with a career-best 10 tackles (eight solo), his first career interception and a pass breakup.

The 'Dogs offense totaled 526 yards of offense, including 299 yards through the air and 227 yards on the ground, while limiting New Mexico to 322 yards, including only 109 yards on the ground for the Lobos' fewest rushing yards since Sept. 15, 2012 when they were held to 84 yards at Texas Tech.

How It Happened

After the teams started off the game trading a pair of punts, the Lobos' offense picked up a bit of steam on its third drive, getting as far as the Bulldogs' 26-yard line before being stopped on a third-and-4. Jason Sanders' 43-yard field goal attempt sailed wide left and a quick two-play drive ensued as McMaryion connected on a 70-yard touchdown with Jordan to give the 'Dogs an early 7-0 lead.

On the Bulldogs' next drive, McMaryion again connected deep, finding Johnson for a career-long 75-yard catch-and-run down to the UNM 12-yard line, and after a quick timeout, McMaryion found Johnson in the corner of the endzone for his fourth touchdown of the season.

With the 'Dogs leading 14-0 after the first quarter, the fourth time this season Fresno State has shut out its opponent in the opening frame, and third week in a row, the Bulldogs accounted for 171 yards through the air in the opening quarter.

Forcing another punt by the Lobos, the Bulldogs took over at their own 18-yard line with 12:51 left in the half, and after the Lobos lone sack of the game brought McMaryion down to the five, a six-yard strike to Jordan set up a third-and-17. A career-long 57-yard rush by the junior quarterback brought the ball to the New Mexico 32-yard line. A pair of rushes by freshman running back Ronnie Rivers, a 28-yard scamper followed by a four-yard touchdown run, pushed the 'Dogs lead to 21-0.

The 'Dogs added a 37-yard field goal by senior kicker Jimmy Camacho to make it 24-0, set up by a forced fumble by junior linebacker James Bailey and recovered by Bell, and a 32-yard scoring strike from McMaryion to Jordan increased the lead to 31-0 after the three quarters.

A 12-yard touchdown run by Hokit, his fourth score of the season, completed the scoring on the night as the 'Dogs shut out a conference opponent for the first time since blanking San Jose State 30-0 in 2007.





Game #7, MW Game #4

Fresno State 27, San Diego State 3

Oct. 21, 2017 • SDCCU Stadium • San Diego, Calif. • Attendance: 43,243

SCORE BY QUARTERS	1	2	3	4	OT	FINAL
Fresno State	7	10	10	0	-	27
San Diego State	0	3	0	0	-	3

SCORING SUMMARY

	Plays	TOP	Score
FS 1st 00:15 HOKIT 1 yd run (CAMACHO kick)	4-61	1:48	7-0
SDS 2nd 11:53 BARON 37 yd field goal	8-61	3:16	7-3
FS 2nd 09:32 HOKIT 26 yd run (CAMACHO kick)	6-75	2:21	14-3
FS 2nd 02:05 CAMACHO 38 yd field goal	11-42	5:22	17-3
FS 3rd 06:03 CAMACHO 43 yd field goal	11-63	5:22	20-3
FS 3rd 01:54 HOKIT 4 yd run (CAMACHO kick)	5-51	2:38	27-3

TEAM STATS

	Fresno St.	SDSU
First Downs	15	14
Rushing Att-Yards	38-199	39-165
Passing Cmp-Att-Yds	10-16-176	11-23-90
Total Plays-Yards	54-375	62-255
Fumbles-Lost	0-0	2-1
Penalties-Yards	5-40	5-40
Punts-Yards	4-178	6-255
Average	44.5	42.5
Net	30.2	40.2
Punt Returns (#-Yds-TD)	1-14-0	1-37-0
Kickoff Returns (#-Yds-TD)	0-0-0	5-57-0
Interceptions-Yards-TD	0-0-0	0-0-0
Fumble Ret-Yards-TD	1-1-0	0-0-0
Time of Possession	28:36	31:24
3rd Downs	3-of-9	6-of-16
4th Downs	0-of-0	1-of-2
Sacks By	4-27	0-0

INDIVIDUAL LEADERS

Rushing (att-yds-TD):
FS - Josh Hokit (14-77-3)
SDSU - Rashaad Penny (15-69-0)
Passing (cmp-att-int-yds-TD):
FS - Marcus McMaryion (10-16-0-176-0)
SDSU - C. Chapman (10-20-0-77-0)
Receiving Yards (no-yds-TD):
FS - Da'Mari Scott (5-57-0)
SDSU - Mikah Holder (4-35-0)
Defense (ST-AT-TT-TFL-Sack):
FS - Jeffrey Allison (9-1-10-1-0-0-0)
SDSU - R. Lakalaka (8-2-10-0-0-0-0)
Interceptions (no-yds-TD):
FS - None
SDSU - None

SAN DIEGO - Behind a career-high three rushing touchdowns from sophomore running back Josh Hokit, Fresno State dominated San Diego State 27-3 in a Mountain West showdown at SDCCU Stadium on Saturday evening.

"The guys worked real hard tonight and it is nice to get some validation defeating a great team like San Diego State on the road," said head coach Jeff Tedford.

Fresno State (5-2, 4-0 MW) won its fourth straight game on Saturday by discarding San Diego State (6-2, 2-2 MW) with a balanced attack of running the ball (199 yards) and taking strikes through the air when needed (176 yards), outgaining the Aztecs 375-255 on the night. It was the third time this season that the Bulldogs have held their opponents to less than 300 yards of total offense.

With starting running back Ronnie Rivers sidelined by injury, fellow freshman running back Jordan Mims ran for a season-high 112 yards on 21 carries, also a season-high, while Hokit rushed for a season-best 77 yards on 14 carries and became the first Fresno State player since Ryan Mathews in 2009 to score three rushing touchdowns in a game.

Marcus McMaryion went 10-of-16 through the air for 176 yards as he won his fourth straight start, a feat that has not been accomplished in more than 30 years, spreading the ball to four receivers as junior KeeSean Johnson led the charge with four receptions for 47 yards. Senior Da'Mari Scott had a team-high 57 yards on three catches while junior Jamire Jordan tallied 56 yards on two receptions. The offensive line did not allow a tackle for loss for the first time since September 10, 2011 when the Bulldogs traveled to Nebraska.

On the defensive side of the ball, sophomore linebacker Jeffrey Allison notched a team-high 10 tackles, nine solo, and added a tackle for loss and a forced fumble. Junior linebacker George Helmuth posted nine tackles, six solo, and a tackle for loss. The Bulldog defense totaled nine tackles for a loss, four sacks and four pass break ups, and held Rashaad Penny to 69 yards rushing and the SDSU passing game to 90 yards.

"We were trying to play physical and the defensive staff did a great job of putting in a great game plan and offensively we were able to run the ball downhill at them and make them stop the run," Tedford said. "The offensive line did a nice job up front and we threw the ball when we needed too to make some big plays, but really the offensive and defensive lines did a great job."

How It Happened

After SDSU won the toss and elected to receive to begin the game, the Aztecs went on a 16-play, 83-yard drive only for Allison to jar the ball loose from Penny's hands at the Fresno State 14-yard line. The 'Dogs forced a turnover for a fifth straight game and the sixth time this season.

Starting its second drive of the game at its own 39-yard drive, McMaryion connected with Jordan for a 48-yard gain getting down to the SDSU 1-yard line where Hokit punched in his first score of the game with 15 seconds remaining in the opening quarter to give the 'Dogs a 7-0 lead.

With the Aztecs leading 94-76 in total yards after the opening frame, SDSU added to their total with a eight-play, 61-yard drive to begin the second quarter. Aztec kicker John Baron nailed a 37-yard field goal for San Diego State's lone points of the contest to cap that drive.

The Bulldogs responded with a six-play, 75-yard drive that ended with a career-long 26-yard touchdown run by Hokit to push the Bulldogs' lead to 14-3. After a quick three-and-out by the Aztecs, held to negative five yards, the 'Dogs took over at their 37-yard line and went on an 11-play, 42-yard drive finished off by a 38-yard field goal by senior kicker Jimmy Camacho to increase the Bulldogs' lead to 17-3.

Leading 17-3 heading into the locker room, the fifth time this season the 'Dogs have led at the break, Fresno State added a 43-yard field goal by Camacho on the second drive of the third quarter to extend its lead to 20-3.

Another three-and-out forced by the Bulldog defense, one of five on the night, gave the ball back to the 'Dogs at their own 49-yard line and five plays later, Hokit punched in a four-yard touchdown score to give the 'Dogs its final margin of victory, 27-3.



Game #8, MW Game #5

UNLV 26, Fresno State 16

Oct. 28, 2017 • Bulldog Stadium • Fresno, Calif. • Attendance: 27,922

SCORE BY QUARTERS	1	2	3	4	OT	FINAL
UNLV	3	6	7	10	-	26
Fresno State	9	0	7	0	-	16

SCORING SUMMARY

	Plays	TOP	Score
FS 1st 09:50 MIMS 3 yd run (CAMACHO kick failed)	13-78	5:10	0-6
LV 1st 05:58 GUTIERREZ 38 yd field goal	8-48	3:44	3-6
FS 1st 02:58 CAMACHO 34 yd field goal	7-50	2:53	3-9
LV 2nd 10:18 GUTIERREZ 27 yd field goal	16-65	7:40	6-9
LV 2nd 00:06 GUTIERREZ 23 yd field goal	16-74	6:36	9-9
LV 3rd 09:31 STANTON 7 yd run (GUTIERREZ kick)	11-75	5:29	16-9
FS 3rd 03:38 MIMS 5 yd run (CAMACHO kick)	14-89	5:47	16-16
LV 4th 14:53 THOMAS 2 yd run (GUTIERREZ kick)	4-23	1:47	23-16
LV 4th 05:00 GUTIERREZ 25 yd field goal	6-11	2:34	26-16

TEAM STATS

	UNLV	Fresno St.
First Downs	22	19
Rushing Att-Yards	44-173	34-140
Passing Cmp-Att-Yds	17-29-155	16-27-152
Total Plays-Yards	73-328	61-292
Fumbles-Lost	1-0	1-1
Penalties-Yards	5-35	5-40
Punts-Yards	3-95	2-68
Average	31.7	34.0
Net	30.3	24.0
Punt Returns (#-Yds-TD)	0-0-0	1-4-0
Kickoff Returns (#-Yds-TD)	1-31-0	7-159-0
Interceptions-Yards-TD	0-0-0	0-0-0
Fumble Ret-Yards-TD	0-0-0	0-0-0
Time of Possession	34:24	25:36
3rd Downs	5-of-15	3-of-10
4th Downs	2-of-2	1-of-4
Sacks By	1-8	0-0

INDIVIDUAL LEADERS

Rushing (att-yds-TD):
FS - Jordan Mims (12-68-2)
LV - Lexington Thomas (20-88-1)
Passing (cmp-att-int-yds-TD):
FS - Marcus McMaryion (16-27-0-152-0)
LV - Johnny Stanton (17-29-0-155-0)
Receiving Yards (no-yds-TD):
FS - Derrion Grim (4-68-0)
LV - Devonte Boyd (5-62-0)
Defense (ST-AT-TT-TFL-Sack):
FS - Mike Bell (6-2-8-0-5-0-0)
LV - Dalton Baker (8-2-10-0-0-0-0)
Interceptions (no-yds-TD):
FS - None
LV - None

FRESNO, Calif. - UNLV halted Fresno State's four-game Mountain West winning streak on Saturday night at Bulldog Stadium, taking down the 'Dogs 26-16.

"We just made too many mistakes, the dropped punt, the snap over our head, we just made too many mistakes," said head coach Jeff Tedford after the loss.

Fresno State (5-3, 4-1 MW) was held to 292 total yards of offense as junior quarterback Marcus McMaryion went 16-of-27 through the air for 152 yards while five ball carriers combined for 140 yards on the ground. Freshman running back Jordan Mims led the way with 68 yards and his first career multi-touchdown contest scoring both of the Bulldogs' touchdowns on the night.

Six different Bulldogs notched receptions from McMaryion as the trio of Derrion Grim, Da'Mari Scott and KeeSean Johnson each tallied four receptions each. Grim led the way with 68 yards while tallying a game-long reception of 31 in the first quarter.

Defensively, a trio of Bulldogs led the way with eight tackles apiece as reigning Mountain West Defensive Player of Week sophomore linebacker Jeffrey Allison, sophomore defensive back Mike Bell and junior linebacker George Helmuth each had eight stops. The 'Dogs, held without a sack for the first time this season, added seven tackles for loss as seniors Tobenna Okeke and Nathan Madsen had two apiece.

How It Happened

The Bulldogs got off to a good start, taking their first drive 13 plays for 78 yards, capped by a 3-yard touchdown run by Mims. That drive featured nine rushes for 64 yards, Mims tallied 26 of them on the ground.

Scoring on its first possession for only the second time this season, senior kicker Jimmy Camacho missed his first extra point of his career, leaving the 'Dogs on top early, 6-0.

The Rebels answered with a eight-play, 48-yard drive that was capped by a 38-yard field goal by Daniel Gutierrez. It was the first time an opponent scored on the 'Dogs in the first quarter at Bulldog Stadium this season.

The 'Dogs responded with a 34-yard field goal by Camacho on the ensuing possession to extend the Bulldogs' lead, 9-3. The scoring drive went seven plays for 50 yards.

Edging UNLV 128-93 in total yards after the opening quarter, the Rebels offense controlled much of the second quarter limiting the Bulldogs to only 20 yards of total offense and one possession.

The Rebels held the ball for 11:31 in the second frame, notching a pair of field goals to tie the game at 9-9 by the end of the half, marking the first time since going to Washington the 'Dogs did not hold a halftime lead.

UNLV began the second half with the ball and continued to control the time of possession battle after going on an 11-play, 75-yard drive that took 5:29 off the clock. The Rebels finished their drive with a 7-yard touchdown run by quarterback Johnny Stanton. It was the first touchdown allowed by the Bulldog defense in 11 quarters dating back to the third quarter of the San Jose State contest on Oct. 7.

Responding to the adversity, the 'Dogs went on a season-long 89-yard drive that took 14 plays and was punctuated with a five-yard score from Mims to knot the game at 16-16. That drive saw the Bulldogs rush 11 times for 55 yards and McMaryion connected on three passes for 34 yards.

After forcing the Rebels to punt for the first time with 1:56 remaining in the third quarter, a costly mishandled punt by KeeSean Johnson set the Rebels up on a short field, needing 23 yards for a score. It took them four plays to capitalize, capped by a 2-yard rush by Lexington Thomas to give UNLV a 23-16 lead.

With the 'Dogs starting their next drive at their own 15, having 10:12 left in the game and down seven, the Bulldogs were able to move the ball 40 yards until being stalled at the UNLV 48-yard line with a fourth-and-two. Fresno State took a timeout and elected to punt coming out of it, the snap sailed over punter Blake Cusick's head for a loss of 36 yards. The ball was recovered by Cusick at the Fresno State 19-yard line and the ball turned over to the Rebels.

The Bulldog defense held UNLV to negative six yards, but a 25-yard field goal by Gutierrez put the visitors ahead 26-16.





Game #9

Fresno State 20, BYU 13

Nov. 4, 2017 • Bulldog Stadium • Fresno, Calif. • Attendance: 29,370

SCORE BY QUARTERS	1	2	3	4	OT	FINAL	
BYU	0	6	7	0	-	13	Record (2-8)
Fresno State	10	0	3	7	-	20	Record (6-3, 4-1)

SCORING SUMMARY

				Plays	TOP	Score
FS 1st	08:16	CAMACHO 43 yd field goal	10-48	5:21	0-3	
FS 1st	02:08	MIMS 2 yd run (CAMACHO kick)	5-57	2:14	0-10	
BYU 2nd	11:30	ALMOND 27 yd field goal	14-78	5:32	3-10	
BYU 2nd	00:00	ALMOND 46 yd field goal	15-64	3:20	6-10	
FS 3rd	10:07	CAMACHO 42 yd field goal	10-46	4:45	6-13	
BYU 3rd	04:28	CANADA 4 yd run (ALMOND kick)	11-75	5:32	13-13	
FS 4th	12:40	MIMS 2 yd run (CAMACHO kick)	14-88	6:42	13-20	

TEAM STATS

	BYU	Fresno St.
First Downs	21	16
Rushing Att-Yards	27-122	40-136
Passing Cmp-Att-Yds	23-43-214	14-20-174
Total Plays-Yards	70-336	60-310
Fumbles-Lost	1-1	0-0
Penalties-Yards	3-25	5-40
Punts-Yards	3-127	4-196
Average	42.3	49.0
Net	42.3	49.0
Punt Returns (#-Yds-TD)	1-0-0	0-0-0
Kickoff Returns (#-Yds-TD)	5-99-0	3-53-0
Interceptions-Yards-TD	0-0-0	0-0-0
Fumble Ret-Yards-TD	0-0-0	0-0-0
Time of Possession	28:38	31:22
3rd Downs	7-of-14	7-of-14
4th Downs	0-of-2	1-of-1
Sacks By	0-0	2-12

INDIVIDUAL LEADERS

Rushing (att-yds-TD):
FS - Jordan Mims (20-54-2)
BYU - S. Canada (12-84-1)
Passing (cmp-att-int-yds-TD):
FS - Marcus McMaryion (14-20-0-174-0)
BYU - T. Mangum (20-33-0-163-0)
Receiving Yards (no-yds-TD):
FS - Da'Mari Scott (4-61-0)
BYU - M. Bushman (9-97-0)
Defense (ST-AT-TT-TFL-Sack):
FS - Jeffrey Allison (6-8-14-1.0-1.0)
BYU - S. Takitaki (8-3-11-1.5-0.0)
Interceptions (no-yds-TD):
FS - None
BYU - None

FRESNO, Calif. - Gaining bowl eligibility for the first time since 2014, the Fresno State Bulldogs picked up its sixth win of the season, defeating BYU 20-13, on Saturday night at Bulldog Stadium.

"It is nice," Fresno State head coach Jeff Tedford said of being bowl eligible. "That was one of our goals we set going into the year, getting into a bowl game. We still have a lot of work to do, but it is nice to get that sixth win. The players deserve it, they work really hard. The staff has done a phenomenal job. It is always gratifying to see hard work pay off, especially in a game like tonight where it could have gone either way. We found a way to get that sixth win and I am very proud of our players and our staff."

Fresno State (6-3), who improved to 4-1 at home this season, totaled 310 yards of offense as junior quarterback Marcus McMaryion went 14-of-20 through the air for 174 yards while spreading it out to five different Bulldog pass catchers. Leading the way was senior Da'Mari Scott with 61 yards on four receptions while junior KeeSean Johnson added 47 yards on a team-high five receptions.

On the ground, the Bulldogs gained 136 yards on 40 carries (4.5 yards/carry) as the duo of Josh Hokit and Jordan Mims churned out 113 yards in the backfield. Hokit led the way with 59 yards on 13 carries while Mims added 54 yards on a team-high 20 carries and had his second consecutive multi-touchdown game with two scores.

Defensively, sophomore linebacker Jeffrey Allison tied his career-high with 14 tackles (10 at halftime) making six solo stops and added a sack and a fumble recovery. Sophomore free safety Mike Bell had his second double-figure tackle contest with 10 tackles, seven solo, and added a fumble recovery.

The Bulldog defense added two sacks, 10 pass breakups, two quarterback hits and created its 15th turnover of the season with Bell's forced fumble in the fourth quarter.

How It Happened

After the Bulldog defense forced a BYU three-and-out to start the game, the 'Dogs took over at their opponents' 25-yard line and proceeding to score on its opening drive for the second-straight game - a 43-yard field goal by senior kicker Jimmy Camacho to give the 'Dogs a quick 3-0 lead.

The 'Dogs defense came up big on the next drive, stopping the Cougars short on a 4th-and-1. Fresno State took over at their own 43-yard line and went on a five-play, 57-yard drive that ended with a two-yard rushing touchdown by Mims for his fourth score of the season. A 50-yard pass from McMaryion to Jamire Jordan on third-and-10 set the score up, which gave the 'Dogs a 10-0 lead with 2:08 to play in the first quarter.

Leading in total yardage 115-83 after the opening 15 minutes, the Bulldogs were slowed down by the BYU defense in the second quarter as they were limited to 38 yards. The Cougars used a pair of field goals by redshirt junior kicker Rhett Almond to cut the Fresno State lead to 10-6 at halftime.

The 'Dogs started with the ball to open the second half and used a 10-play, 46-yard drive to add three more points behind a 42-yard kick from Camacho, his fourth field goal of 40-plus yards this season, putting the Bulldogs up 13-6.

BYU responded with an 11-play, 75-yard drive, capped by a four-yard touchdown score by running back Squally Canada to tie the game at 13-13 with 4:28 left in the third quarter.

The Bulldogs' offense answered with the eventual game-winning touchdown by putting together a 14-play, 88-yard drive that took 6:42 off the clock as Mims scored on a 2-yard plunge to put Fresno State on top 20-13. The 'Dogs rode the back of Mims as he carried the ball seven times for 19 yards, including the final six plays of the drive.

With the Cougars attempting to tie the game in the fourth quarter, a batted ball by George Helmuth halted a fourth-down attempt and a forced fumble by Bell recovered by Allison sealed the game as the Cougars were held to 54 yards in the fourth quarter.

Game #10, MW Game #6

Fresno State 31, Hawai'i 21

Nov. 11, 2017 • Aloha Stadium • Honolulu, Hawai'i • Attendance: 21,357

SCORE BY QUARTERS	1	2	3	4	OT	FINAL	
Fresno State	0	21	10	0	-	31	Record (7-3, 5-1)
Hawai'i	7	0	0	14	-	21	Record (3-7, 1-6)

SCORING SUMMARY

				Plays	TOP	Score
UH 1st	02:52	NOA 7 yd pass from BROWN (TRIFONOVITCH kick)	11-54	5:26	0-7	
FS 2nd	11:45	JOHNSON, K. 4 yd pass from McMARYION (CAMACHO kick)	10-62	4:01	7-7	
FS 2nd	01:56	RICE, Ja. 25 yd pass from McMARYION (CAMACHO kick)	5-62	2:08	14-7	
FS 2nd	00:19	TANGIPA 3 yd pass from McMARYION (CAMACHO kick)	8-58	1:03	21-7	
FS 3rd	05:02	CAMACHO 27 yd field goal	9-54	3:51	24-7	
FS 3rd	01:38	JOHNSON, K. 16 yd pass from McMARYION (CAMACHO kick)	6-49	2:42	31-7	
UH 4th	14:23	COLLIE 15 yd pass from BROWN (COLLIE pass from Brown)	9-75	2:15	31-15	
UH 4th	13:09	MATAUTIA 19 yd interception return (BROWN pass failed)	--	--	31-21	

TEAM STATS

	Fresno St.	UH
First Downs	24	16
Rushing Att-Yards	36-175	37-118
Passing Cmp-Att-Yds	19-36-226	18-31-154
Total Plays-Yards	72-401	68-272
Fumbles-Lost	1-0	2-1
Penalties-Yards	6-46	4-36
Punts-Yards	4-199	6-251
Average	49.8	41.8
Net	44.8	40.7
Punt Returns (#-Yds-TD)	1-7-0	0-0-0
Kickoff Returns (#-Yds-TD)	4-75-0	1-6-0
Interceptions-Yards-TD	1-0-0	2-38-1
Fumble Ret-Yards-TD	0-0-0	0-0-0
Time of Possession	31:04	28:56
3rd Downs	5-of-12	7-of-15
4th Downs	0-of-0	1-of-2
Sacks By	5-29	0-0

INDIVIDUAL LEADERS

Rushing (att-yds-TD):
FS - Jordan Mims (12-55-0)
UH - D. Saint Juste (22-104-0)
Passing (cmp-att-int-yds-TD):
FS - Marcus McMaryion (19-36-2-226-4)
UH - Dru Brown (18-31-1-154-2)
Receiving Yards (no-yds-TD):
FS - KeeSean Johnson (6-91-2)
UH - Dylan Collie (6-60-1)
Defense (ST-AT-TT-TFL-Sack):
FS - Tobenna Okeke (5-1-6-3.0-3.0)
UH - Jahlani Tavai (7-7-14-1.0-0.0)
Interceptions (no-yds-TD):
FS - Tank Kelly (1-0-0)
UH - S. Matautia (1-19-1)

HONOLULU - The Fresno State football team defeated Hawai'i 31-21 Saturday night at Aloha Stadium, fueled by a tenacious defense that held its opponent under 300 yards total offense for the fourth time this season.

The Bulldog offense, led by four touchdown passes from Marcus McMaryion, scored 31 straight points after the Rainbow Warriors took a 7-0 advantage after the first quarter. It was the first time since the 'Dogs traveled to Washington on Sept. 16 that they were held out of the endzone in the opening frame, but a 21 point second quarter gave the Bulldogs a 21-7 lead at the intermission. All this in a first half that also saw a 41 minute lightning delay that made the teams return to their respective locker rooms.

Fresno State (7-3, 5-1 MW) scored 10 points in the third quarter to grab the game's momentum, but Hawai'i (3-7, 1-6 MW) would not go without a fight as they scored 14 in the final frame.

The Bulldogs' offense posted 401 total yards, 226 via the pass game and 175 on the ground.

Marcus McMaryion was 19-of-36 for 226 yards (four touchdowns and two interceptions), with his top target being Da'Mari Scott, who had a team-high seven receptions (for 82 yards). KeeSean Johnson posted two touchdowns on six catches and a team-best 91 yards. The run game was split evenly between Jordan Mims' 12 carries, Ronnie Rivers' 11 carries and Josh Hokit's 10 carries. Mims led the group with 55 yards.

Tobenna Okeke wreaked havoc on the defensive side of the ball, posting three sacks and forcing two fumbles. James Bailey led the team with nine tackles while Jeffrey Allison and George Helmuth posted eight apiece.

How It Happened

Trailing 7-0, and with just 28 yards on its first three possessions, Fresno State's offense began to start rolling in the second quarter as its defense put the clamps on the Rainbow Warriors' offense. McMaryion, who opened the game 3-of-10, started to find his receivers. After missing his first of the second quarter, the junior connected on three consecutive throws, finding KeeSean Johnson in the back of the endzone as the wideout got a toe down before being knocked out of bounds.

Holding UH to 14 yards over its next two possessions, the 'Dogs took the lead 14-7 with 2:08 remaining on the clock. The Bulldogs put together a five-play, 62-yard drive in just over two minutes as McMaryion capped off the possession with 25-yard strike across the middle to Jared Rice.

Forcing its second straight three-and-out, Fresno State used just over a minute to move the ball 58 yards as McMaryion found David Tangipa from three-yards out for his first career touchdown reception to close the half with 19 second remaining.

Jimmy Camacho added to the Bulldogs' lead on Fresno State's opening possession of the third quarter with a 27-yard field goal. On UH's ensuing possession, Tobenna Okeke forced a fumble on Dru Brown which Robert Stanley pounced on. Six plays later, McMaryion found Johnson again as the junior darted his away into the endzone for an 18-yard catch-and-run to push the Bulldogs lead to 31-7.

The Rainbow Warriors scored 14 unanswered points in the fourth, the second score coming by way of a 19-yard interception return for a touchdown by Solomon Matautia to bring the Rainbow Warriors within 10, 31-21. It was McMaryion's first interception in 149 attempts.

Hawai'i, making one final push, were halted by Tank Kelly who sealed the game with his first career interception in the back of the endzone with 2:14 left in the game.





Game #11, MW Game #7

Fresno State 13, Wyoming 7

Nov. 18, 2017 • War Memorial Stadium • Laramie, Wyo. • Attendance: 15,440

SCORE BY QUARTERS	1	2	3	4	OT	FINAL
Fresno State	3	7	3	0	-	13
Wyoming	0	0	0	7	-	7

Record (8-3, 6-1)
Record (7-4, 5-2)

SCORING SUMMARY

	Plays	TOP	Score
FS 1st 08:17 CAMACHO 27 yd field goal	10-58	3:37	3-0
FS 2nd 11:12 RIVERS 21 yd pass from McMARYION (CAMACHO kick)	1-21	0:07	10-0
FS 3rd 03:46 CAMACHO 29 yd field goal	13-83	6:29	13-0
WY 4th 02:25 EVANS 6 yd pass from SMITH (ROTHERICK kick)	7-80	1:52	13-7

TEAM STATS

	Fresno St.	Wyoming
First Downs	15	12
Rushing Att-Yards	45-147	28-77
Passing Cmp-Att-Yds	14-23-186	20-33-231
Total Plays-Yards	68-333	61-308
Fumbles-Lost	2-1	2-2
Penalties-Yards	5-35	3-15
Punts-Yards	9-425	9-398
Average	47.2	44.2
Net	40.4	43.9
Punt Returns (#-Yds-TD)	2-3-0	2-1-0
Kickoff Returns (#-Yds-TD)	0-0-0	1-39-0
Interceptions-Yards-TD	0-0-0	0-0-0
Fumble Ret-Yards-TD	1-3-0	1-3-0
Time of Possession	35:32	24:28
3rd Downs	6-of-18	2-of-14
4th Downs	0-of-0	1-of-3
Sacks By	1-6	1-6

INDIVIDUAL LEADERS

Rushing (att-yds-TD):
FS - Josh Hokit (21-69-0)
WY - K. Overstreet (10-31-0)
Passing (cmp-att-int-yds-TD):
FS - Marcus McMaryion (14-23-0-186-1)
WY - Nick Smith (20-32-0-231-1)
Receiving Yards (no-yds-TD):
FS - KeeSean Johnson (6-48-0)
WY - Austin Conway (7-105-0)
Defense (ST-AT-TT-TFL-Sack):
FS - Jeffrey Allison (9-2-11-0-0-0-0)
WY - A. Wingard (7-5-12-0-0-0-0)
Interceptions (no-yds-TD):
FS - None
WY - None

LARAMIE, Wyo. – Earmarked as a game that would be a defensive battle, it lived up to the hype as Fresno State outlasted Wyoming 13-7 on a sub-freezing day at War Memorial Stadium on Saturday.

With the win, Fresno State (8-3, 6-1 MW) captured its third West Division title in the last five seasons. The win also guaranteed the Bulldogs a date with Boise State in the Mountain West championship game on Dec. 2. The host site is still to be determined.

"I can't be prouder of this team," said head coach Jeff Tedford. "And I can't be happier for them. The turnaround that they've made, the belief and confidence, the hard work they've put in, the coaching staff has done a phenomenal job. It's a great feeling when all the hard work pays off."

Fresno State's defense held Wyoming to 175 yards through the first 55 minutes of the game, and won the turnover battle for the seventh time this season. Linebackers Jeffrey Allison and George Helmuth each led the defense with 11 tackles and a fumble recovery apiece.

Junior quarterback Marcus McMaryion passed for 186 yards and a touchdown on 14-of-23 attempts, while the running back trio of Josh Hokit (69), Jordan Mims (40) and Ronnie Rivers (33) helped sustain drives and bleed the clock throughout the afternoon on 41 carries.

How It Happened

After going three-and-out on their opening drive, the Bulldogs put together a 10-play, 58-yard drive, highlighted by a 32-yard catch by Jared Rice. The tight end's reception set up a 27-yard field goal by Jimmy Camacho to give the 'Dogs an early 3-0 lead.


Fresno State held the lead 3-0 after the opening quarter, limiting Wyoming to 36 yards offense – a single-game low for a Bulldogs' opponent this season.

Early in the second quarter, Wyoming opted to go for a fourth-and-1 from the Fresno State 37-yard line, but George Helmuth slipped through and met Nick Smith at the line of scrimmage before Jeffrey Allison helped clean the play up to force the turnover on downs. On the ensuing play, Ronnie Rivers caught a short pass on the outside was stripped by Andrew Wingard. Wyoming initially recovered the ball, but it was ruled that Cowboys player's foot was out of bounds giving the ball back to the 'Dogs.

The 'Dogs were forced to punt three plays later, but Austin Conway muffed the punt for the Cowboys with 11:19 left in the half. Racing down the field in coverage, Helmuth pounced on the ball at the 21-yard line. On the ensuing play, Marcus McMaryion threw an over-the-shoulder pass to the front left pylon to Ronnie Rivers to give the 'Dogs a 10-0 lead and maintained the lead going into the break thanks to Jaron Bryant forcing a fumble in the redzone (recovered by Allison) with less than a minute remaining in the half.

The Bulldogs' scored first in the second half, increasing the lead to 13-0, following a 13-play, 83-yard drive on their second possession of the half. The drive which ate up 6:29 off of the clock ended with a 29-yard field goal from Camacho.

Smith, replacing an injured Josh Allen, attempted a late rally for Wyoming, connecting on six-of-seven passes, including a six-yard touchdown pass to Nico Evans to pull the Cowboys within six, 13-7 with 1:52 left in the game. The 'Dogs were held to a three-and-out, putting the game on their defense. Wyoming moved the ball down to the Fresno State 27-yard line, but the Cowboys could get no further as the 'Dogs forced three incompletions and Robert Stanley ended the game by tackling a scrambling Smith at the line of scrimmage.



Game #12, MW Game #8

Fresno State 28, No. 23 Boise State 17

Nov. 25, 2017 • Bulldog Stadium • Fresno, Calif. • Attendance: 31,526

SCORE BY QUARTERS	1	2	3	4	OT	FINAL
Boise State	7	0	3	7	-	17
Fresno State	7	3	6	12	-	28

Record (9-3, 7-1)
Record (9-3, 7-1)

SCORING SUMMARY

	Plays	TOP	Score
FS 1st 10:58 JOHNSON, K. 5 yd pass from McMARYION (CAMACHO kick)	11-71	4:02	0-7
BSU 1st 07:54 RICHARDSON 4 yd pass from COZART (HOGGARTH kick)	6-75	3:04	7-7
FS 2nd 00:05 CAMACHO 22 yd field goal	12-81	4:30	7-10
FS 3rd 05:52 MIMS 1 yd run (VIRGIL pass failed)	7-67	2:38	7-16
BSU 3rd 01:55 HOGGARTH 24 yd field goal	9-72	3:48	10-16
FS 4th 14:18 CAMACHO 41 yd field goal	9-52	2:37	10-19
BSU 4th 09:05 MATTISON 1 yd run (HOGGARTH kick)	11-75	5:13	17-19
FS 4th 08:45 JOHNSON, K. 81 yd pass from McMARYION (CAMACHO kick)	1-81	0:14	17-26
FS 4th 01:17 FORRESTER, M. safety	--	--	17-28

TEAM STATS

	Boise St.	Fresno St.
First Downs	19	18
Rushing Att-Yards	31-107	30-99
Passing Cmp-Att-Yds	25-36-294	23-36-332
Total Plays-Yards	67-401	66-431
Fumbles-Lost	0-0	0-0
Penalties-Yards	6-48	3-40
Punts-Yards	4-148	5-198
Average	37.0	39.6
Net	37.0	39.6
Punt Returns (#-Yds-TD)	0-0-0	0-0-0
Kickoff Returns (#-Yds-TD)	3-58-0	2-44-0
Interceptions-Yards-TD	0-0-0	0-0-0
Fumble Ret-Yards-TD	0-0-0	0-0-0
Time of Possession	32:16	27:44
3rd Downs	6-of-14	9-of-16
4th Downs	0-of-2	0-of-0
Sacks By	0-0	2-20

INDIVIDUAL LEADERS

Rushing (att-yds-TD):
FS - Jordan Mims (11-43-1)
BSU - Alexander Mattison (15-63-1)
Passing (cmp-att-int-yds-TD):
FS - Marcus McMaryion (23-36-0-332-2)
BSU - Brett Rypien (22-31-0-278-0)
Receiving Yards (no-yds-TD):
FS - KeeSean Johnson (6-119-2)
BSU - Cedrick Wilson (7-134-0)
Defense (ST-AT-TT-TFL-Sack):
FS - Jamey Bailey (5-3-8-0-0-0-0)
BSU - Kekoa Nawahine (5-7-12-0-5-0-0)
Interceptions (no-yds-TD):
FS - None
LV - None

FRESNO, Calif. – Topping its first ranked opponent since 2004, Fresno State prevailed in a 28-17 win over No. 23 Boise State on Saturday afternoon at Bulldog Stadium, bringing the Milk Can Trophy back to Fresno.

"To send the seniors up the ramp with a victory is great," said head coach Jeff Tedford after the win. "It's another game and we have one more to go. I cannot tell you how happy and gratified I am to see all of the hard work paying off for these guys and this coaching staff who have put so much into it. Boise State has a great football team, we have a lot of respect for them and now we have to go and do it one more time. We will have a lot of hard work going into this coming up week, but for tonight, we can enjoy this and our guys will feel good about themselves, especially the seniors. It is a great honor for them to leave the stadium today with a victory."



In front of 31,526 Red Wave supporters, the Bulldogs totaled 431 yards of offense as junior quarterback Marcus McMaryion passed for a career-high 332 yards completing 23 of his 36 passes while tossing two touchdowns.

Junior wide receiver KeeSean Johnson tallied his third multi-touchdown game of the season as he hauled in a five-yard score in the first quarter and added a season-long 81 yard strike in the fourth quarter. The junior receiver finished with his fourth 100-yard receiving game of the season (fifth career) with a team-high six receptions and 119 receiving yards.

Fellow junior wide receiver Jamire Jordan added 91 yards on four receptions while sophomore tight end Jared Rice matched his season-high with three receptions for 54 yards. On the ground, the 'Dogs carried the ball 30 times for 99 yards as freshman Jordan Mims led the way with 43 yards on 11 carries and added his sixth rushing touchdown of the season. It was only the second time all season Fresno State has been held under 100 yards rushing in a game.

On the defensive side of the ball, junior linebacker James Bailey tallied a team-high eight tackles with five solo stops. Jaron Bryant, George Helmuth and Juju Hughes each had seven tackles apiece while Mike Bell added six stops. Neither team turned the ball over on Saturday.

How It Happened

The Bulldogs offense got going quickly and scored on its first possession of the game for the fourth time this season. The 'Dogs faced an early third-and-9 at their own 41 before McMaryion hit senior wide receiver Da'Mari Scott on a 26-yard connection. After a 13-yard run by McMaryion got the ball to the Boise State 6-yard line, two plays later, the Bulldog gunslinger found Johnson for a five-yard touchdown pass.

Boise State had a quick answer for the 'Dogs on its first possession driving 75 yards on six plays, as Broncos quarterback Montell Cozart found AJ Richardson on a four-yard touchdown pass to tie the game at 7-7.

After forcing a Bulldog three-and-out, the Broncos had a chance to take a lead, but were stopped on third down at the Fresno State 21-yard line as Boise State's Haden Hoggarth's 38-yard field goal attempt missed wide left. On the Broncos' next drive, the 'Dogs defense came up big making a stop on a fourth-and-1 attempt.

Getting the ball back with 4:35 left in the first half, Fresno State put together a strong drive starting from their own 14-yard line. The 'Dogs put together a 12-play, 81-yard drive keyed by a 39-yard pass from McMaryion to Jordan down to the Boise State 32. Fresno State reached a 2nd-and-1 at the Boise State 9-yard line before being stopped on second and third downs to force a Jimmy Camacho field goal from 22 yards, giving the 'Dogs a 10-7 lead at halftime.

Fresno State's defense continued to shine early in the second half, forcing a three-and-out and forcing a punt on Boise State's second possession of the period after a sack for a 10-yard loss by senior defensive tackle Nathan Madsen. On the ensuing possession, McMaryion completed 10-plus yard passes on three straight plays, getting the 'Dogs a 1st-and-goal from the Boise State 8-yard line after a 36-yard completion to Rice. On 3rd-and-goal, Mims ran it in from 1-yard out giving the Bulldogs a 16-7 lead after a fumbled snap on the extra point.

On the ensuing drive, Boise State had pass completions of 25 and 27 yards while moving inside the Bulldog 10-yard line. Facing a 2nd-and-2 from the Fresno State 6-yard line, the Bulldogs stopped consecutive Boise State runs and forced a field goal attempt as Hoggarth put it through from 24 yards.

Leading 16-10, the Bulldogs made it a two possession game on their next drive as Camacho hit a 41-yard field goal to make it a 19-10 lead. McMaryion connected with Jordan on a 32-yard completion and the Bulldog quarterback scrambled for a first down on a 3rd-and-7 to get the 'Dogs into field goal range.

Boise State took to the ground on its next drive and got back in the end zone driving down the field on an 11-play, 75-yard drive. The Broncos finished off the drive with five consecutive running plays as Alex Mattison scored a touchdown on a 1-yard rush to bring Boise State within 19-17 with 9:05 to play.

Only 14 seconds later, the Bulldogs extended their lead back to nine points lead as McMaryion hit Johnson for an 81-yard touchdown strike, the 'Dogs longest play of the season, to give Fresno State a 26-17 lead.

The 'Dogs added their third safety of the season with 1:17 left to seal the 28-17 win on Senior Day.



Game #13, MW Championship Game

Boise State 17, No. 25 Fresno State 14

Dec. 2, 2017 • Albertsons Stadium • Boise, Idaho • Attendance: 24,515

SCORE BY QUARTERS	1	2	3	4	OT	FINAL
Fresno State	0	14	0	0	--	14
Boise State	3	7	0	7	--	17

SCORING SUMMARY

				Plays	TOP	Score
BSU	1st	02:10	HOGGARTH 31 yd field goal	10-60	3:46	0-3
FS	2nd	08:01	McMARYION 1 yd run (CAMACHO kick)	10-66	3:43	7-3
BSU	2nd	04:08	MATTISON 3 yd run (HOGGARTH kick)	3-4	1:19	7-10
FS	2nd	01:53	McMARYION 8 yd run (CAMACHO kick)	5-77	2:15	14-10
BSU	4th	04:42	WOLPIN 2 yd run (HOGGARTH kick)	7-90	3:03	14-17

TEAM STATS

	Fresno St.	Boise St.
First Downs	19	19
Rushing Att-Yards	35-137	38-109
Passing Cmp-Att-Yds	16-34-172	17-32-255
Total Plays-Yards	69-309	70-364
Fumbles-Lost	2-0	0-0
Penalties-Yards	8-57	9-70
Punts-Yards	8-326	8-289
Average	40.8	36.1
Net	33.1	36.1
Punt Returns (#-Yds-TD)	1-0-0	2-41-0
Kickoff Returns (#-Yds-TD)	1-23-0	3-52-0
Interceptions-Yards-TD	0-0-0	1-9-0
Fumble Ret-Yards-TD	0-0-0	0-0-0
Time of Possession	29:28	30:32
3rd Downs	2-of-13	6-of-17
4th Downs	1-of-1	0-of-0
Sacks By	4-13	2-12

INDIVIDUAL LEADERS

Rushing (att-yds-TD):

FS - Josh Hokit (9-46-0)
BSU - Alexander Mattison (14-50-1)

Passing (cmp-att-int-yds-TD):

FS - Marcus McMaryion (16-34-1-172-0)
BSU - Brett Rypien (16-30-0-246-0)

Receiving Yards (no-yds-TD):

FS - KeeSean Johnson (5-58-0)
BSU - Cedrick Wilson (8-148-0)

Defense (ST-AT-TT-TFL-Sack):

FS - Jeffrey Allison (5-5-10-0-0-0)
BSU - L. Vander Esch (10-6-16-0-0-0)

Interceptions (no-yds-TD):

FS - None
BSU - L. Vander Esch (1-9-0)

BOISE, Idaho – Boise State topped Fresno State 17-14 to claim the 2017 Mountain West Championship on Saturday night at Albertsons Stadium.

“I’m really proud of this team and our staff,” said head coach Jeff Tedford after the loss. “We fell short tonight, but this team has accomplished so much. This team rejuvenated the town of Fresno. We have a lot to be proud of, these guys worked really hard to get to this point. I told them in the locker room that they shouldn’t hang their heads because they accomplished a lot this year, when no one really believed in them after last season.”



The Bulldogs owned a 14-10 advantage at halftime behind two rushing scores by quarterback Marcus McMaryion while the team outgained the Broncos in total yardage, 224-171. But Boise State flipped the script in the second half, limiting Fresno State to 85 yards offense and manufactured 193 yards of its own. The BSU offense scored the game-clinching touchdown in the fourth quarter for the 17-14 win after a scoreless third.

McMaryion led Fresno State going 16-of-34 passing for 172 yards, and one interception. KeeSean Johnson was his top target who had five catches for 58 yards while Josh Hokit led the team in carries (10) and yards (46).

Defensively, Jeffrey Allison led Fresno State with 10 tackles, and George Helmuth tallied two of the Bulldogs four sacks.

Fresno State’s defense was unable to produce a turnover while Boise State ripped off the game’s only turnover, an interception which sealed the game with 1:50 remaining.

How It Happened

The Bulldogs marched down the field over nine plays, racking up 41 yards before a 41-yard field try hit the right upright, marking just the fifth miss this season by Jimmy Camacho, and first under 42 yards. Alike Fresno State, Boise State was held scoreless on its opening drive, but on their second drive, Boise State’s Haden Hoggarth connected on a 31-yard field goal to cap a 10-play, 60-yard drive to take an early 3-0 lead

Fresno State’s offense got going in the second quarter, scoring all 14 of its points in that frame. The first scoring drive started at their own 34-yard line, the Bulldogs worked their way down to Boise State’s 3-yard line and were unable to punch it in on three straight runs. Faced with a fourth-and-goal, the ‘Dogs went for it from the 1-yard line with McMaryion rolling out to the right where he found open space just inside the pylon to give Fresno State a 7-3 lead with 8:01 remaining in the half.

Despite a 40-yard pass to open the Broncos’ ensuing drive, Fresno State forced Boise State to punt on fourth-and-12 from the Bulldogs’ 39-yard line. The punt was downed at the Bulldogs’ one-yard line and a quick three-and-out forced Fresno State to punt from the back of their end zone. Broncos’ punt returner Avery Williams found broke free and returned the 39-yard punt 36 yards to the Fresno State 4-yard line. On third-and-goal from the 3-yard line, Alexander Mattison rushed up the middle to give the Broncos a 10-7 advantage, capitalizing on the field position.

The ‘Dogs picked up the tempo in the final minutes of the first half, putting together a five-play, 77-yard drive that McMaryion capped with back-to-back rushes of 22 yards and an eight-yard TD run with less than two minutes on the clock. The ‘Dogs took a 14-10 lead into the half.

With neither team making any headway offensively in the third quarter, Boise State sparked a scoring drive midway through the fourth quarter with a 59-yard pass from Brett Rypien to Cedrick Wilson down to Fresno State’s 36-yard line. The Broncos worked the ball down inside the red zone before Ryan Wolpin scored from two yards out to give BSU a 17-14 lead with less than five minutes to play.

With one last gasp, the Bulldogs’ offense got the ball back with 2:23 after using all their timeout during the Broncos’ previous possession. Pinned back at their own 14-yard line, Leighton Vander Esch intercepted McMaryion’s pass on a third-and-7 from their own 17 after picking up three yards on the previous two plays.



79

NICK AIBUEDEFER

OL

6-4 | 270 | So. | 3rd Year

Sacramento, Calif. (Capital Christian HS)

CAREER GAMES: 8

2017 (SOPHOMORE): Saw action in four games as a third-year sophomore ... played in four of the Bulldogs' first six games, including the season-opening 66-0 win over Incarnate Word as the 'Dogs racked up 613 yards of offense ... also played against No. 6 Washington, Nevada and New Mexico.

PERSONAL: Born in San Jose, Calif. ... parents are Ben and Ables Aibuedefer ... has two siblings, Bianca and Chris ... major at Fresno State is criminology-law enforcement.



13

JUSTIN ALLEN

WR

5-11 | 188 | Jr. | 4th Year

Los Angeles, Calif. (Mater Dei HS)

CAREER GAMES: 24

2017 (JUNIOR): Played in all 13 games this season as a fourth-year junior ... has two receptions for 51 yards and a touchdown... caught a season-long 45-yard touchdown in the Bulldogs' 66-0 season opening win over Incarnate Word.

PERSONAL: Born in Downey, Calif. ... son of Jerald and Lynn Allen ... has three older brothers ... majoring in africana studies.



9

JEFFREY ALLISON

ILB

6-0 | 250 | So. | 2nd Year

Miami, Fla. (Langston Hughes HS [Ga.])

CAREER GAMES: 25

STARTS: 13

2017 (SOPHOMORE): Named an All-Mountain West first-team selection ... started all 13 games at inside linebacker as a true sophomore ... leads the team and ranks eighth in the MW in tackles per game at 8.7 ... his 71 solo tackles are tied for third-most in the MW and his 113 total tackles rank fifth ... tallied 4.5 tackles for loss, tied for seventh-most on the team ... one of eight 'Dogs with multiple sacks totaling 2.0 sacks for a loss of 13 yards ... has forced and recovered two fumbles and has three pass breakups ... earned two Mountain West Defensive Player of the Week honors after standout performances at San Diego State (10 tackles) and at home vs. BYU (14 tackles, sack, fumble recovery).

PERSONAL: Born in Miami, Fla. ... son of Edward and Shynita Ponton ... has three brothers – Bernard Lee, Edward Ponton II and Gregory Ponton ... major at Fresno State is criminology-law enforcement.

JEFFREY ALLISON'S GAME-BY-GAME

2017 - Sophomore	Tackles			TFL-Yds	Sacks-Yds	FF	FR	QBH
	UA	A	Total					
Incarnate Word	4	1	5	0.0-0	0.0-0	0	0	0
at No. 1 Alabama	7	7	14	1.0-8	1.0-8	0	0	0
at No. 6 Washington	4	1	5	0.0-0	0.0-0	1	0	0
Nevada	2	6	8	0.5-3	0.0-0	0	0	0
at San Jose State	5	4	9	1.0-3	0.0-0	0	0	0
New Mexico	7	0	7	0.0-0	0.0-0	0	0	0
at San Diego State	9	1	10	1.0-2	0.0-0	1	0	0
UNLV	2	6	8	0.0-0	0.0-0	0	0	0
BYU	6	8	14	1.0-5	1.0-5	0	1	0
at Hawai'i	8	0	8	0.0-0	0.0-0	0	0	0
at Wyoming	9	2	11	0.0-0	0.0-0	0	1	0
No. 23 Boise State	3	1	4	0.0-0	0.0-0	0	0	0
at Boise State	5	5	10	0.0-0	0.0-0	0	0	0
TOTALS	71	42	113	4.5-21	2.0-13	2	2	0

JEFFREY ALLISON'S CAREER STATS

TACKLES	G	UA	A	TOTAL	TFL	YDS	PD	FF	FR	BLKD	QBH
2016	12	8	13	21	0.0	0	0	0	0	0	0
2017	13	71	42	113	4.5	21	3	2	2	0	0
TOTAL	25	79	55	134	4.5	21	3	2	2	0	0

SACKS	G	UA	A	TOTAL	YDS
2016	12	0	0	0.0	0
2017	13	2	0	2.0	13
TOTAL	25	2	0	2.0	13

JEFFREY ALLISON'S SINGLE-GAME BESTS

Solo Tackles: 8 (vs. BYU, 11/4/17)

Total Tackles: 14 (2x, last vs. BYU, 11/14/17)

TFL: 1 (4x, last vs. BYU, 11/14/17)

Sacks: 1 (2x, last vs. BYU, 11/14/17)

Forced fumble: 1 (2x, last at San Diego State, 10/21/17)

Fumble recovery: 1 (2x, last at Wyoming, 11/18/17)



90

KEVIN ATKINS

DT

6-2 | 297 | RFr. | 2nd Year

Murrieta, Calif. (Vista Murrieta)

CAREER GAMES: 13

STARTS: 4

2017 (REDSHIRT FRESHMAN): Played in all 13 games this season starting four games as a redshirt freshman ... has tallied 16 tackles on the season making six solo stops ... added 1.5 tackles for loss ... picked up a season-high five tackles, one solo, in the Mountain West Championship game.

PERSONAL: Son of Raushaun and Kenneth Blue ... has one sister, LeeZhane ... is a pre-business major at Fresno State.

KEVIN ATKINS' GAME-BY-GAME

2017 - RS Fr.	Tackles			TFL-Yds	Sacks-Yds	FF	FR	QBH
	UA	A	Total					
Incarnate Word	1	0	1	1.0-4	0.0-0	0	0	0
at No. 1 Alabama	0	0	0	0.0-0	0.0-0	0	0	0
at No. 6 Washington	0	0	0	0.0-0	0.0-0	0	0	0
Nevada	0	1	1	0.0-0	0.0-0	0	0	0
at San Jose State	0	0	0	0.0-0	0.0-0	0	0	0
New Mexico	0	0	0	0.0-0	0.0-0	0	0	0
at San Diego State	0	0	0	0.0-0	0.0-0	0	0	0
UNLV	0	0	0	0.0-0	0.0-0	0	0	0
BYU	1	0	1	0.0-0	0.0-0	0	0	0
at Hawai'i	0	0	0	0.0-0	0.0-0	0	0	0
at Wyoming	1	3	4	0.0-0	0.0-0	0	0	0
No. 23 Boise State	2	2	4	0.5-1	0.0-0	0	0	0
at Boise State	1	4	5	0.0-0	0.0-0	0	0	0
TOTALS	6	10	1.5-5	1.5-5	0.0-0	0	0	0

KEVIN ATKINS' CAREER STATS

TACKLES	G	UA	A	TOTAL	TFL	YDS	PD	FF	FR	BLKD	QBH
2016	0	0	0	0	0.0	0	0	0	0	0	0
2017	13	6	10	16	1.5	5	0	0	0	0	0
TOTAL	13	6	10	16	1.5	5	0	0	0	0	0

KEVIN ATKINS' SINGLE-GAME BESTS

Solo Tackles: 2 (vs. Boise State, 11/25/17)

Total Tackles: 4 (2x, last vs. Boise State, 11/25/17)

TFL: 1 (vs. Incarnate Word, 9/2/17)



7

JAMES BAILEY**SAM**6-1 | 225 | Jr. | 3rd Year
Austin, Texas (Lake Travis HS)

CAREER GAMES: 37

STARTS: 28

2017 (JUNIOR): Started all 13 games at outside linebacker extending his current consecutive games started to 28 ... ranks fifth on the team and third among linebackers with 68 tackles ... added 3.5 tackles for loss ... also picked up a pass breakup and forced fumble ... one of two 'Dogs to block a field goal (against Nevada on Sept. 30) ... had a season-high nine tackles, seven solo, in the Bulldogs' 31-21 win at Hawai'i on Nov. 11 ... finished with eight tackles in three other contests (Nevada, BYU & Boise State).

PERSONAL: Born in Cincinnati, Ohio ... son of Lisa and Bryan Bailey ... has two older siblings, sister Rachel and brother Caleb ... lists his favorite athlete as NFL safety Eric Berry because of how he loves the game ... is a history major at Fresno State.

JAMES BAILEY'S GAME-BY-GAME

2017 - Junior	Tackles			TFL-Yds	Sacks-Yds	FF	FR	QBH
	UA	A	Total					
Incarnate Word	0	1	1	0.0-0	0.0-0	0	0	0
at No. 1 Alabama	3	1	4	1.0-1	0.0-0	0	0	0
at No. 6 Washington	3	2	5	0.0-0	0.0-0	0	0	0
Nevada	4	4	8	0.0-0	0.0-0	0	0	0
at San Jose State	0	4	4	0.5-1	0.0-0	0	0	0
New Mexico	4	0	4	1.0-3	0.0-0	1	0	0
at San Diego State	2	2	4	0.0-0	0.0-0	0	0	0
UNLV	1	3	4	0.0-0	0.0-0	0	0	0
BYU	3	5	8	0.0-0	0.0-0	0	0	0
at Hawai'i	7	2	9	1.0-2	0.0-0	0	0	0
at Wyoming	2	2	4	0.0-0	0.0-0	0	0	0
No. 23 Boise State	5	3	8	0.0-0	0.0-0	0	0	0
at Boise State	3	2	5	0.0-0	0.0-0	0	0	0
TOTALS	37	31	68	3.5-7	0.0-0	1	0	0

JAMES BAILEY'S CAREER STATS

TACKLES	G	UA	A	TOTAL	TFL	YDS	PD	FF	FR	BLKD	QBH
2015	12	32	15	47	2.0	2	2	0	1	0	1
2016	12	32	27	59	5.0	11	4	0	1	0	1
2017	13	37	31	68	3.5	7	1	1	0	1	0
TOTAL	37	101	73	174	10.5	20	7	1	2	1	2

SACKS	G	UA	A	TOTAL	YDS
2015	12	0	0	0.0	0
2016	12	0	1	0.5	3
2017	13	0	0	0.0	0
TOTAL	37	0	1	0.5	3

JAMES BAILEY'S SINGLE-GAME BESTS

Solo Tackles: 7 (at Hawai'i, 11/11/17)
 Total Tackles: 9 (3x, last at Hawai'i, 11/11/17)
 TFL: 1.5 (vs. Tulsa, 9/24/16)
 Sacks: 0.5 (vs. Tulsa, 9/24/16)
 Forced fumble: 1 (vs. New Mexico, 10/14/17)
 Fumble recovery: 1 (2x, last vs. Air Force, 10/28/16)



4

MIKE BELL**DB**6-3 | 205 | So. | 3rd Year
Moreno Valley, Calif. (Citrus Hill HS)

CAREER GAMES: 23

STARTS: 12

2017 (SOPHOMORE): Named an All-Mountain West honorable mention selection ... played in 11 games earning starts in the final eight games ... ranked third on the team and tops among defensive backs with 70 tackles, including 45 solo ... added three tackles for a loss, tied for second most among members of the secondary ... notched his first career interception against New Mexico and tallied three pass breakups, two fumble recoveries and a forced fumble ... had a season-best 10 tackles twice in wins over New Mexico and BYU ... added nine tackles, six solo, in his first action of the season at No. 6 Washington.

PERSONAL: Born in Moreno Valley, Calif. ... son of Shawn Clemons and Mike Bell, Sr. ... has two older sisters, Jessika and Jillian, and one younger brother, Markus ... hobbies include hanging out with friends and playing video games ... favorite athlete is LeBron James because he thinks he is a freak of nature ... communication major at Fresno State.

MIKE BELL'S GAME-BY-GAME

2017 - Sophomore	Tackles			TFL-Yds	INT-Yds	FF	FR	PBU
	UA	A	Total					
Incarnate Word	-	-	-	-	-	-	-	-
at No. 1 Alabama	-	-	-	-	-	-	-	-
at No. 6 Washington	6	3	9	1.5-5	0-0	0	0-0	0
Nevada	3	4	7	0.0-0	0-0	0	0-0	0
at San Jose State	1	2	3	0.0-0	0-0	0	0-0	0
New Mexico	8	2	10	0.0-0	1-18	0	1-3	1
at San Diego State	2	0	2	0.0-0	0-0	0	1-1	2
UNLV	6	2	8	0.5-1	0-0	0	0-0	0
BYU	7	3	10	0.0-0	0-0	1	0-0	0
at Hawai'i	3	0	3	0.0-0	0-0	0	0-0	0
at Wyoming	3	1	4	0.0-0	0-0	0	0-0	0
No. 23 Boise State	3	3	6	0.0-0	0-0	0	0-0	0
at Boise State	3	5	8	1.0-3	0-0	0	0-0	0
TOTALS	45	25	70	3.0-9	1-18	1	2-4	3

MIKE BELL'S CAREER STATS

INTERCEPTIONS	G	NO.	YDS	TD	LG	AVG/R	AVG/G
2016	12	0	0	0	0	0.0	0.0
2017	11	1	18	0	18	18.0	1.6
TOTAL	23	1	18	0	18	18.0	0.8

TACKLES	G	UA	A	TOTAL	TFL	YDS	PD	FF	FR	BLKD	QBH
2016	12	17	18	35	2.5	4	1	0	0	0	0
2017	11	45	25	70	3.0	9	4	1	2	0	0
TOTAL	23	62	43	105	5.5	13	5	1	2	0	0

MIKE BELL'S SINGLE-GAME BESTS

Solo Tackles: 8 (vs. New Mexico, 10/14/17)
 Total Tackles: 10 (2x, last vs. BYU, 11/4/17)
 TFL: 1.5 (at Washington, 9/16/17)
 Forced fumble: 1 (vs. BYU, 11/4/17)
 Fumble recovery: 1 (2x, last at San Diego State, 10/21/17)



94

PATRICK BELONY**DT**6-1 | 295 | Jr. | 4th Year
North Miami Beach, Fla. (N. Miami Beach HS/
Antelope Valley College)

CAREER GAMES: 16

2017 (JUNIOR): Played in four games as a fourth-year junior ... tallied three tackles, one solo ... had two tackles, one solo, in the Bulldogs' 66-0 season-opening win over Incarnate Word ... added an assisted tackle at No. 1 Alabama.

PERSONAL: Born in Brooklyn, N.Y. ... son of Frantzy and Angele Antoine ... has twin brothers, Giovan and Schnider ... major at Fresno State is communication.



51

MARKUS BOYER

OL

6-1 | 304 | Jr. | 3rd Year

Huntington Beach, Calif. (Edison/Saddleback JC/
UCLA)

CAREER GAMES: 12

2017 (SOPHOMORE): Appeared in 11 games ... was a key component of the Bulldogs' special team's unit ... also saw limited action in offensive sets, primarily in heavy sets.

PERSONAL: Markus Tanner Boyer ... son of Mark and Janna Boyer ... has four sisters, Jessica, Lauren, Melissa and Carlie ... dad played tight end at USC (1985 Rose Bowl) and then for nine years in the NFL for the Colts (1985-89) and Jets (1990-92) ... his brothers-in-law Adam Goodman played football at USC, Josh Gage played football at Washington and Jason Jacobi played football at Chapman ... lists his biggest athletic thrill as scoring a touchdown in Anaheim Stadium in the CIF Championship Game in his junior year of high school while playing tight end ... pre-business major at Fresno State ... born in Newport Beach, Calif.



13

JARON BRYANT

DB

6-0 | 183 | So. | 2nd Year

Fort Worth, Texas (Duncanville HS)

CAREER GAMES: 24

STARTS: 12

2017 (SOPHOMORE): Named an All-Mountain West honorable mention selection ... played in all 13 games, making 12 starts ... has totaled 64 tackles, 47 solo (third-most on team) ... added 1.5 tackles for loss ... one of four players in the MW to have a league-high three interceptions in conference play ... added six pass breakups and a forced fumble ... had a season-high nine tackles, seven solo, in the Mountain West championship game ... tallied seven tackles in three contests, including six solo at No. 1 Alabama and at San Diego State.

PERSONAL: Born in Fort Worth, Texas ... son of Jada Bryant ... has two younger brothers, Jordan and Justin ... kinesiology major at Fresno State.

JARON BRYANT'S GAME-BY-GAME

		Tackles			TFL-Yds	INT-Yds	FF	FR	PBU
2017 - Sophomore		UA	A	Total					
Incarnate Word		1	1	2	0.0-0	0-0	0	0-0	1
at No. 1 Alabama		6	1	7	1.0-3	0-0	0	0-0	0
at No. 6 Washington		1	2	3	0.0-0	0-0	0	0-0	0
Nevada		3	3	6	0.0-0	2-20	0	0-0	1
at San Jose State		3	2	5	0.0-0	1-0	0	0-0	0
New Mexico		1	0	1	0.0-0	0-0	0	0-0	0
at San Diego State		6	1	7	0.0-0	0-0	0	0-0	1
UNLV		4	0	4	0.0-0	0-0	0	0-0	0
BYU		3	1	4	0.0-0	0-0	0	0-0	2
at Hawai'i		3	1	4	0.5-1	0-0	0	0-0	1
at Wyoming		4	1	5	0.0-0	0-0	1	0-0	0
No. 23 Boise State		5	2	7	0.0-0	0-0	0	0-0	0
at Boise State		7	2	9	0.0-0	0-0	0	0-0	0
TOTALS		47	17	64	1.5-4	3-20	1	0-0	6

JARON BRYANT'S CAREER STATS

INTERCEPTIONS	G	NO.	YDS	TD	LG	AVG/R	AVG/G
2016	11	0	0	0	0	0.0	0.0
2017	13	3	20	1	18	6.7	1.5
TOTAL	24	3	20	1	18	6.7	0.8

TACKLES	G	UA	A	TOTAL	TFL	YDS	PD	FF	FR	BLKD	QBH
2016	11	2	4	6	0.0	0	0	0	0	0	0
2017	13	47	17	64	1.5	4	9	1	0	0	0
TOTAL	24	49	21	70	1.5	4	9	1	0	0	0

JARON BRYANT'S SINGLE-GAME BESTS

Solo Tackles: 7 (at Boise State, 12/2/17)
Total Tackles: 9 (at Boise State, 12/2/17)
TFL: 1.0 (at Alabama, 9/9/17)
Forced fumble: 1 (at Wyoming, 11/18/17)
Interceptions: 2 (vs. Nevada, 9/30/17)



26

BRIAN BURT

WR

5-11 | 190 | Jr. | 3rd Year

East Wenatchee, Wash. (Eastmont/Ventura College)

CAREER GAMES: 1

2017 (JUNIOR): Appeared in one game as a first-year player in the Bulldogs' 66-0 season-opening win against Incarnate Word on Sept. 2.

PERSONAL: Has two siblings, Tyna and Jasmine... father Scott played college football ... africana studies major at Fresno State.



42

RICHARD CAGE

DL

6-1 | 215 | Fr. | 1st Year

Corona, Calif. (Eleanor Roosevelt HS)

CAREER GAMES: 5

2017 (FRESHMAN): Appeared in five games ... recorded an assisted tackle against Nevada in his first career game ... also saw action against San Jose State, New Mexico, San Diego State and UNLV.

PERSONAL: Born in Bellflower, Calif. ... son of Richard Jr., and Keila Cage ... has three sisters, Rachel, Ausha and Anissa ... former teammate Cam Smith plays at San Jose State ... former teammate Chris Wilcox plays at BYU ... former teammate Evan Tyler plays at Boise State ... favorite athlete is Khalil Mack because his play resembles his and he is very humble ... pre-business major at Fresno State.



36

JIMMY CAMACHO

K

5-10 | 180 | Sr. | 4th Year

Perris, Calif. (Citrus Hill HS/Riverside CC)

CAREER GAMES: 23

2017 (SENIOR): Named an All-Mountain West second-team selection ... totaled 101 points connecting on 21-of-26 field goals and 38-of-39 PAT's ... his 1.62 field goals per game rank 14th in the nation ... made a field goal in 12 of 13 games missing his lone attempt in the Mountain West championship game at Boise State ... his 21 field goals made lead the MW ... his 101 points are tied for seventh-most in a single season by a kicker ... hit a season-long 50-yard field goal at San Jose State ... made two or more field goals in eight games.

PERSONAL: Born in Santa Ana, Calif. ... son of Rosa and Sergio Camacho ... has one older brother, Sergio, and a younger sister, Jacqueline ... enjoys watching international soccer ... favorite athlete is Pat McAfee because he is the hardest-hitting punter in the NFL ... major at Fresno State is criminology-law enforcement.

JIMMY CAMACHO'S GAME-BY-GAME

		Field Goals			01-19	20-29	30-39	40-49	50+	BLK	PAT
2016 - Senior		FGM-FGA	Long								
Incarnate Word		2-2	47				1-1	1-1	0		8-8
at No. 1 Alabama		1-1	28			1-1			0		1-1
at No. 6 Washington		3-4	34			1-1	2-2	0-1	0		1-1
Nevada		2-4	29			2-2	0-1	0-1	0		5-5
at San Jose State		2-2	50				1-1		1-1	0	3-3
New Mexico		1-1	37				1-1		0		5-5
at San Diego State		2-2	43				1-1	1-1	0		3-3
UNLV		1-1	34				1-1		0		1-2
BYU		2-2	43					2-2	0		2-2
at Hawai'i		1-2	27			1-1			0-1	0	4-4
at Wyoming		2-2	29			2-2			0		1-1
No. 23 Boise State		2-2	41			1-1		1-1	0		2-2
at Boise State		0-1	--					0-1	0		2-2
TOTALS		21-26	50		0-0	8-8	7-8	5-8	1-2	0	38-39



JIMMY CAMACHO'S CAREER STATS

SCORING	G	TD	Rush	Pass	Retn	PAT	2PAT	FG	Total	Avg/G
2015	2	0	0	0	0	0	0	2	6	3.0
2016	8	0	0	0	0	0	0	0	0	0.0
2017	13	0	0	0	0	38	0	21	101	7.8
TOTAL	23	0	0	0	0	38	0	23	107	4.7

FIELD GOALS	G	Att	Made	Lg	Pct
2015	2	4	2	44	50.0
2016	8	0	0	0	0.0
2017	13	26	21	50	80.8
TOTAL	23	30	23	50	76.7

JIMMY CAMACHO'S SINGLE-GAME BESTS

Career-long make: 50 (at San Jose State, 10/7/17)

Career-long attempt: 54 (at Hawai'i, 11/11/17)



82

DONTE COLEMAN

TE

6-3 | 235 | RFr. | 2nd Year

Mesquite, Texas (West Mesquite HS)

CAREER GAMES: 1

2017 (REDSHIRT FRESHMAN): Played in one game as a redshirt freshman ... did not record any statistics in the Bulldogs' 66-0 win over Incarnate Word.

PERSONAL: Born in Dallas, Texas ... son of Shawta Coleman ... has two younger siblings, Sade and Miles ... his uncle Dontre Waldon is a former fullback at Ouachita Baptist ... major at Fresno State is criminology-law enforcement.



25

SHERMAN COLEMAN, JR.

DB

5-9 | 165 | Jr. | 4th Year

Houston, Texas

(Westside HS/Cisco College)

CAREER GAMES: 8

2017 (JUNIOR): Played in eight games as a first-year player after transferring from Cisco College ... recorded six total tackles, including five solo ... recorded his first career interception with the Bulldogs against Incarnate Word ... tallied one of the Bulldogs' two blocked kicks on the season with a block in the season-opener against Incarnate Word ... recorded a season-high four tackles, three solo, at No. 6 Washington ... added two solo tackles vs. UIW.

PERSONAL: Born in Houston, Texas ... son of Sherman Coleman, Sr. and Shamika Oliver ... has four siblings – two older brothers, Frederick and Johnathan, one younger brother, Shemar, and one older sister, Chelsea ... favorite athlete is LeBron James because he is a great person on and off the court ... major at Fresno State is communication.



58

CHRISTIAN CRONK

OL

6-5 | 305 | Jr. | 3rd Year

Oceanside, Calif. (Oceanside HS/Riverside CC)

CAREER GAMES: 25

STARTS: 25

2017 (JUNIOR): Named an All-Mountain West honorable mention selection ... started all 13 games at left tackle as he moves his consecutive games started to 25 ... member of an offensive line unit that ranks fifth in the nation in sacks allowed, having allowed just nine sacks all season, a clip of 0.69 per game ... the unit ranks third in the nation in tackles for loss allowed, having allowed 40 TFLs, a rate of 3.08 TFLs allowed per game ... the offensive line helped keep six opponents without a sack this season ... the Fresno State offensive line didn't allow a tackle for loss in a crucial 27-3 win over San Diego State, marking the first time since a Bulldog offensive line did not allow a tackle for loss in a game since Sept. 10, 2011 at Nebraska ... the Bulldogs, who are averaging 156.8 yards on the ground, have ran for 2,039 yards on the season – the most since 2014.

PERSONAL: Born in Oceanside, Calif. ... parents are Karen Fesili (Mom), James Cronk (Dad) and Juliette Cronk (Stepmom) ... has three siblings – Markese, Kiera and Kaliona ... communication major at Fresno State.



47

BLAKE CUSICK

P

6-2 | 185 | So. | 3rd Year

Monrovia, Calif. (Monrovia HS)

CAREER GAMES: 25

2017 (SOPHOMORE): Appeared in all 13 games handling punting duties for a second-straight season ... former walk-on who was awarded a scholarship prior to the season ... has punted 64 times for an average of 42.4 yards per punt ... had a season-long boot of 66 yards against Incarnate Word ... nearly half of his punts have been fair-caught with 31 fair catches ... has landed 18 punts inside the 20-yard line ... 15 boots have gone over 50 yards ... eight punts went for touchbacks.

PERSONAL: Born in Long Beach, Calif. ... major at Fresno State is criminology-law enforcement.

BLAKE CUSICK'S GAME-BY-GAME

2017 - Sophomore	Punting							
	No.	Yds	Avg	Long	BLK	TB	FC	50+ i20
Incarnate Word	3	158	52.7	66	0	0	1	2 1
at No. 1 Alabama	6	222	37.0	53	0	0	1	1 2
at No. 6 Washington	5	210	42.0	50	0	0	2	1 2
Nevada	2	75	37.5	39	0	1	1	0 1
at San Jose State	6	212	35.3	51	0	0	6	1 2
New Mexico	6	246	41.0	51	0	0	3	1 0
at San Diego State	4	178	44.5	51	0	1	1	1 0
UNLV	2	68	34.0	46	0	1	0	0 0
BYU	4	196	49.0	64	0	0	2	2 3
at Hawai'i	4	199	49.8	56	0	1	3	2 1
at Wyoming	9	425	47.2	60	0	3	3	3 0
No. 23 Boise State	5	198	39.6	48	0	0	5	0 3
at Boise State	8	326	40.8	51	0	1	3	1 3
Totals	64	2713	42.4	66	0	8	31	15 18

BLAKE CUSICK'S CAREER STATS

PUNTING	G	No.	Yards	Lg	Avg
2016	12	78	2990	59	38.3
2017	13	64	2713	66	42.4
TOTAL	25	142	5703	66	40.2

BLAKE CUSICK'S SINGLE-GAME BESTS

Career-long: 66 (vs. Incarnate Word, 9/2/17)

Inside 20: 6 (vs. Incarnate Word, 9/2/17)



19

FRANK DALENA

WR

5-8 | 158 | So. | 3rd Year

Fresno, Calif. (San Joaquin Memorial HS)

CAREER GAMES: 7

2017 (SOPHOMORE): Appeared in one game in his third season in the program helping the 'Dogs to a 66-0 season-opening win ... did not record any statistics.

PERSONAL: Born in Fresno, Calif. ... parents are Lisa and Brian Dalena ... has three younger siblings, Ellie, Mac and Joe ... father, Brian played football at Fresno State while mother played soccer at Sonoma State ... an FCA member in high school ... major at Fresno State is agricultural business.



1

DAMIEN DEGRUY**DL**

6-3 | 245 | Fr. | 1st Year

New Orleans, La. (McDonogh HS)

CAREER GAMES: 11

2017 (FRESHMAN): Appeared in 11 games as a true freshman ... tallied the most tackles by a true freshman with six stops, including five solo ... had one solo tackle in five games and added an assisted tackle in the Mountain West championship game ... had one tackle for loss at No. 6 Washington and at San Diego State ... one of 12 'Dogs to notch a sack as he picked up his first career sack at San Diego State.

PERSONAL: Son of David Sr. and Shana DeGruy ... has two brothers, David Jr. and Devin, and three sisters, Canisha, Danisha and Diyon ... father played football at Southern ... brother David Jr., played football at Langston University ... cousin, Brad Stewart currently plays football at Florida ... favorite athlete is Leonard Fournette ... major at Fresno State is media production within the school of mass communication and journalism.



18

JACKSON FINCH**DB**

6-1 | 200 | Sr. | 4th Year

Modesto, Calif. (Cental Catholic HS/Contra Costa College)

CAREER GAMES: 5

2017 (SENIOR): Appeared in four games as a senior and is in his second year in the program ... tallied four tackles, two solo, and a pass breakup on the season ... recorded three tackles, one solo, and had a pass breakup at No. 1 Alabama ... picked up other solo tackle at No. 6 Washington.

PERSONAL: Son of Jacqueline and James Finch ... has two sisters, Jade and Jasmine ... father was a linebacker at Illinois ('84-87) ... guardian James Jr., played on the defensive line at Tennessee State ('04-08) ... cousin Jerimy Finch played football for one season at Florida (2007) ... sister Jade ran track at Tuskegee University (2012-16) ... major at Fresno State is public relations within the school of mass communications and journalism.



97

MALIK FORRESTER**DT**

6-1 | 295 | Sr. | 4th Year

Annapolis, Md. (Glen Burnie HS/LA Pierce College)

CAREER GAMES: 24

STARTS: 23

2017 (SENIOR): Named an All-Mountain West honorable mention selection ... appeared in all 13 games, starting 12 ... named one of two senior captains joining Aaron Mitchell ... tallied 34 tackles, tied for most on the club among defensive linemen, finishing with 23 solo stops ... tied for third-most on the team with 8.0 tackles for loss ... led the team and ranked among the top 10 in the MW in sacks with 5.0 ... added three quarterback hurries, a pass breakup and a forced fumble ... recorded one of three safeties on the season with a safety against Boise State to secure a 28-17 win in the regular season finale.

PERSONAL: Malik Omar Forrester ... son of Shelia Forrester and Eric Dunning ... has two siblings ... major at Fresno State is criminology-law enforcement.

MALIK FORRESTER'S GAME-BY-GAME

2017 - Senior	Tackles			TFL-Yds	Sacks-Yds	FF	FR	QBH
	UA	A	Total					
Incarnate Word	0	1	1	0.0-0	0.0-0	0	0	1
at No. 1 Alabama	2	0	2	0.0-0	0.0-0	0	0	0
at No. 6 Washington	1	1	2	0.0-0	0.0-0	0	0	0
Nevada	0	1	1	0.5-4	0.0-0	0	0	0
at San Jose State	4	2	6	3.0-17	2.0-16	1	0	0
New Mexico	2	0	2	0.0-0	0.0-0	0	0	0
at San Diego State	0	0	0	0.0-0	0.0-0	0	0	0
UNLV	1	2	3	0.5-0	0.0-0	0	0	0
BYU	1	0	1	0.0-0	0.0-0	0	0	1
at Hawai'i	2	2	4	0.0-0	0.0-0	0	0	0
at Wyoming	2	0	2	1.0-6	1.0-6	0	0	0
No. 23 Boise State	4	1	5	2.0-12	1.0-10	0	0	1
at Boise State	4	1	5	1.0-2	1.0-2	0	0	0
TOTALS	23	11	34	8.0-41	5.0-34	1	0	3

MALIK FORRESTER'S CAREER STATS

TACKLES	G	UA	A	TOTAL	TFL	YDS	PD	FF	FR	BLKD	QBH
2016	11	21	17	38	5.0	12	0	0	0	0	0
2017	13	23	11	34	8.0	41	1	1	0	0	3
TOTAL	24	44	28	72	13.0	53	1	1	0	0	3

SACKS	G	UA	A	TOTAL	YDS
2016	11	0	2	1.0	6
2017	13	5	0	5.0	34
TOTAL	24	5	2	6.0	40

MALIK FORRESTER'S SINGLE-GAME BESTS

Solo Tackles: 4 (3x, last at Boise State, 12/2/17)
 Total Tackles: 6 (3x, last at San Jose State 10/7/17)
 TFL: 3.0 (at San Jose State 10/7/17)
 Sacks: 2 (at San Jose State 10/7/17)



50

TAINOA FOSTER**ILB**

6-2 | 200 | RFr. | 2nd Year

Honolulu, Hawai'i (Kamehameha HS)

CAREER GAMES: 3

2017 (REDSHIRT FRESHMAN): Before suffering a season-ending injury, appeared in three games in his second season with the program ... saw action on defense in the 'Dogs first three games of the season ... compiled all his statistics in the season-opening win over Incarnate Word finishing with two tackles, one solo, 0.5 tackle for loss and a pass breakup.

PERSONAL: Son of Tani Foster Jr., and Rosalee Kane ... favorite athlete is Luke Kuechly ... biggest athletic thrill is making fourth-and-one stops ... major at Fresno State is criminology-forensic behavioral science.



28

KENNY GAGNON**DB**

5-11 | 184 | RFr. | 2nd Year

La Quinta, Calif. (Desert Christian Academy)

CAREER GAMES: 1

2017 (REDSHIRT FRESHMAN): Appeared in one game as a redshirt freshman ... saw action in the season-opening win over Incarnate Word ... did not record any statistics.

PERSONAL: Son of Connie and Robert Gagnon ... has one sister, Stephanie ... mother and father both competed at Point Loma University ... majoring in exercise science.



76

SHANE GAMA**OL**

6-4 | 302 | RJr. | 4th Year

Chino, Calif. (Orange Luthern/Southwestern College)

CAREER GAMES: 1

2017 (REDSHIRT JUNIOR): Appeared in one game as a redshirt junior ... saw action in the season-opening win over Incarnate Word as the 'Dogs racked up 613 yards of offense.

PERSONAL: Major at Fresno State is criminology-law enforcement.



84

ANTHONY GRAYSON**WR**

6-1 | 168 | Jr. | 4th Year

Redlands, Calif. (Redlands East Valley HS)

CAREER GAMES: 4

2017 (JUNIOR): Appeared in four games ... saw action in wins against Incarnate Word, New Mexico, San Diego State and BYU... did not record any statistics.

PERSONAL: Born in Apple Valley, Calif. ... son of Angela Carpenter and Anthony Grayson ... has three brothers (Cameron, De'Angelo and Quincy) and two step-sisters (Erin and Tyler) ... has a pair of cousins that both played collegiate football – Gary Walker (Idaho) and Cedric Julius (Eastern Illinois) ... enjoys creating music and videos and sharing it on social media ... communication major at Fresno State.



40

JUSTIN GREEN**DE**

6-4 | 210 | Sr. | 4th Year

Oak Park, Calif. (Oak Park HS)

CAREER GAMES: 42

STARTS: 3

2017 (SENIOR): Appeared in all 13 games and made starts in the first three games of the season ... totaled eight tackles, three solo, while adding a sack ... had a season-high three tackles at No. 1 Alabama and added a pair of stops against New Mexico ... recorded a sack at Hawai'i for his fifth career sack.

PERSONAL: Born in Inglewood, Calif. ... son of Melanie Gibson and Chris Green ... has one older brother, Kevin Bevans, who played football at Texas A&M Commerce from 2008-12 ... has five cousins that all played college football and his late grandfather, Glenn Edward Gibson, played football at Arkansas-Pine Bluff from 1954-58 ... majoring in civil engineering.

JUSTIN GREEN'S GAME-BY-GAME

2017 - Senior	Tackles			TFL-Yds	Sacks-Yds	FF	FR	QBH
	UA	A	Total					
Incarnate Word	0	0	0	0.0-0	0.0-0	0	0	0
at No. 1 Alabama	0	3	3	0.0-0	0.0-0	0	0	0
at No. 6 Washington	0	1	1	0.0-0	0.0-0	0	0	0
Nevada	1	0	1	0.0-0	0.0-0	0	0	0
at San Jose State	0	0	0	0.0-0	0.0-0	0	0	0
New Mexico	1	1	2	0.0-0	0.0-0	0	0	0
at San Diego State	0	0	0	0.0-0	0.0-0	0	0	0
UNLV	0	0	0	0.0-0	0.0-0	0	0	0
BYU	0	0	0	0.0-0	0.0-0	0	0	0
at Hawai'i	1	0	1	1.0-5	1.0-5	0	0	0
at Wyoming	0	0	0	0.0-0	0.0-0	0	0	0
No. 23 Boise State	0	0	0	0.0-0	0.0-0	0	0	0
at Boise State	0	0	0	0.0-0	0.0-0	0	0	0
TOTALS	3	5	8	1.0-5	1.0-5	0	0	0

JUSTIN GREEN'S CAREER STATS

TACKLES	G	UA	A	TOTAL	TFL	YDS	PD	FF	FR	BLKD	QBH
2014	7	1	0	1	0.0	0	0	0	1	0	0
2015	10	10	6	16	4.0	13	0	1	0	0	0
2016	12	6	2	8	2.0	4	0	0	0	0	0
2017	13	3	5	8	1.0	5	0	0	0	0	0
TOTAL	42	20	13	33	7.0	22	0	1	1	0	0

SACKS	G	UA	A	TOTAL	YDS
2014	7	0	0	0.0	0
2015	10	3	0	3.0	11
2016	12	1	0	1.0	1
2017	13	1	0	1.0	5
TOTAL	42	5	0	5.0	17

JUSTIN GREEN'S SINGLE-GAME BESTS

Solo Tackles: 3 (at San Jose State, 9/26/15)

Total Tackles: 8 (at San Jose State, 9/26/15)

TFL: 1.0 (7x, last at Hawai'i, 11/11/17)

Sacks: 1.0 (5x, last at Hawai'i, 11/11/17)



7

DERRION GRIM**WR**

6-1 | 186 | So. | 1st Year

Stockton, Calif.

(Ronald E. McNair HS/Delta JC/Nebraska)

CAREER GAMES: 12

2017 (SOPHOMORE): Appeared in 12 games as a newcomer this season after transferring from Delta Junior College ... ranked fifth on the team with 184 receiving yards ... checked in at sixth on the club in receptions with 12 ... scored his first touchdown as a Bulldog at No. 1 Alabama ... his 15.3 yards per reception average ranks third on the team among those that have more than 11 receptions ... had a season-long reception of 63 yards in a win at home over Nevada on Sept. 30 ... caught a season-high four passes at home vs. UNLV on Oct. 28.

PERSONAL: Born in Stockton, Calif. ... son of La Te'f Grim and Flandra Williams-Grim ... father La Te'f Grim, was a two-time first-team Big East wide receiver at Pittsburgh in 1998-99 ... has two brother (Malik and Tyleo) and two sisters (Arion and Faith) ... was honored for achieving a 4.0 grade-point average for two consecutive semesters at Ronald E. McNair High School ... has also volunteered his time with Make-A-Wish and Be the Match Avery Strong Bone Marrow Drive ... favorite athlete is LeBron James ... plans to major in graphic design at Fresno State.



DERRION GRIM'S GAME-BY-GAME

2017 - Sophomore	Receiving			
	Rec.	Yds.	TD	Long
Incarnate Word	2	14	0	8
at No. 1 Alabama	2	23	1	26
at No. 6 Washington	1	3	0	3
Nevada	2	69	0	63
at San Jose State	0	0	0	0
New Mexico	1	7	0	7
at San Diego State	0	0	0	0
UNLV	4	68	0	31
BYU	0	0	0	0
at Hawai'i	0	0	0	0
at Wyoming	0	0	0	0
No. 23 Boise State	0	0	0	0
at Boise State	0	0	0	0
Totals	12	184	1	63

DERRION GRIM'S SINGLE-GAME BESTS

Receptions: 4 (vs. UNLV, 10/28/17)
 Receiving Yards: 69 (vs. Nevada, 9/30/17)
 Receiving Touchdowns: 1 (at Alabama, 9/9/17)
 Long reception: 63 yards (vs. Nevada, 9/30/17)



93

JASAD HAYNES

DT

6-1 | 275 | So. | 3rd Year
 Fresno, Calif. (Clovis North HS)

CAREER GAMES: 18

2017 (SOPHOMORE): Appeared in all 13 games as a third-year sophomore ... a key defensive line reserve, totaled 18 tackles on the season, seven solo ... has added 2.0 tackles for loss, a quarterback hurry and a fumble recovery ... made a season-high three tackles, one solo, in the 'Dogs MW West Division clinching win at Wyoming on Nov. 18 and had five other games with multiple tackles.

PERSONAL: Son of Torrey and Scheherazade Haynes ... has a younger sibling, Saadia ... helped coach a Pop Warner football team and volunteered at food drives while in high school ... wants to become a psychologist ... major at Fresno State is criminology-forensic behavioral science.

JASAD HAYNES'S GAME-BY-GAME

2017 - Sophomore	Tackles							
	UA	A	Total	TFL-Yds	Sacks-Yds	FF	FR	QBH
Incarnate Word	1	1	2	0.5-1	0.0-0	0	0	0
at No. 1 Alabama	0	1	1	0.0-0	0.0-0	0	0	0
at No. 6 Washington	0	1	1	0.5-1	0.0-0	0	1	0
Nevada	0	0	0	0.0-0	0.0-0	0	0	0
at San Jose State	2	0	2	1.0-2	0.0-0	0	0	0
New Mexico	0	1	1	0.0-0	0.0-0	0	0	0
at San Diego State	0	1	1	0.0-0	0.0-0	0	0	0
UNLV	1	1	2	0.0-0	0.0-0	0	0	0
BYU	1	1	2	0.0-0	0.0-0	0	0	1
at Hawai'i	1	0	1	0.0-0	0.0-0	0	0	0
at Wyoming	1	2	3	0.0-0	0.0-0	0	0	0
No. 23 Boise State	0	2	2	0.0-0	0.0-0	0	0	0
at Boise State	0	0	0	0.0-0	0.0-0	0	0	0
TOTALS	7	11	18	2.0-4	0.00	0	1	1

JASAD HAYNES' CAREER STATS

TACKLES	G	UA	A	TOTAL	TFL	YDS	PD	FF	FR	BLKD	QBH
2016	5	0	1	1	0.0	0	0	0	0	0	0
2017	13	7	11	18	2.0	4	0	0	1	0	1
TOTAL	18	7	12	19	2.0	4	0	0	1	0	1

JASAD HAYNES' SINGLE-GAME BESTS

Solo Tackles: 2 (at San Jose State, 10/7/17)
 Total Tackles: 3 (at Wyoming, 11/18/17)
 TFL: 1.0 (at San Jose State, 10/7/17)



34

GEORGE HELMUTH

ILB

6-1 | 220 | Jr. | 4th Year
 Fresno, Calif. (Clovis North HS)

CAREER GAMES: 37

STARTS: 10

2017 (JUNIOR): Named an All-Mountain West honorable mention selection ... appeared in all 13 games, and started the last 10 games ... emerged as one of the 'Dogs top defensive playmakers finishing second on the team and 22nd in the MW with 83 tackles ... tied for second on the team with 52 solo tackles ... tied for third on the team in tackles for loss with 8.0 and sacks with 4.0 ... had a team-high four quarterback hurries, recovered two fumbles and added a forced fumble and a pass breakup ... earned his first career Mountain West Defensive Player of the Week honor after tallying a season-high 11 tackles, seven solo, and recovered a critical fumble for one of the two turnovers the defense gained in the 13-7 win at Wyoming on Nov. 18 ... had a season-high 2.0 tackles for loss twice at No. 6 Washington and in the Mountain West championship game at Boise State ... had a season-best 2.0 sacks in the MW championship game at Boise State, one of four multiple sacks games recorded by a Bulldog this season.

PERSONAL: Born in Madera, Calif. ... son of George and Darlene Helmuth ... has two brothers Jason, John and sister Devon ... his uncle Efrain Guizar played football for the Bulldogs in the late 90s ... majoring in agricultural business.

GEORGE HELMUTH'S GAME-BY-GAME

2017 - Junior	Tackles							
	UA	A	Total	TFL-Yds	Sacks-Yds	FF	FR	QBH
Incarnate Word	2	2	4	0.0-0	0.0-0	0	0	0
at No. 1 Alabama	1	0	1	0.0-0	0.0-0	0	0	0
at No. 6 Washington	3	1	4	2.0-6	1.0-6	1	1	0
Nevada	4	6	10	1.0-9	1.0-9	0	0	0
at San Jose State	4	2	6	0.0-0	0.0-0	0	0	2
New Mexico	4	1	5	0.0-0	0.0-0	0	0	0
at San Diego State	6	3	9	1.0-2	0.0-0	0	0	0
UNLV	7	1	8	0.0-0	0.0-0	0	0	0
BYU	0	4	4	0.0-0	0.0-0	0	0	0
at Hawai'i	6	2	8	1.5-3	0.0-0	0	0	0
at Wyoming	7	4	11	0.0-0	0.0-0	0	1	0
No. 23 Boise State	4	3	7	0.5-2	0.0-0	0	0	2
at Boise State	4	2	6	2.0-7	2.0-7	0	0	0
TOTALS	52	31	83	8.0-32	4.0-22	1	2	4

GEORGE HELMUTH'S CAREER STATS

TACKLES	G	UA	A	TOTAL	TFL	YDS	PD	FF	FR	BLKD	QBH
2015	12	11	6	17	0.0	0	0	0	2	0	0
2016	12	3	4	7	0.0	0	0	0	0	0	0
2017	13	52	31	83	8.0	32	1	1	2	0	4
TOTAL	37	66	41	107	8.0	32	1	1	4	0	4

SACKS	G	UA	A	TOTAL	YDS
2015	12	0	0	0.0	0
2016	12	0	0	0.0	0
2017	13	4	0	4.0	22
TOTAL	37	4	0	4.0	22

GEORGE HELMUTH'S SINGLE-GAME BESTS

Solo Tackles: 7 (2x, last at Wyoming, 11/18/17)
 Total Tackles: 11 (at Wyoming, 11/18/17)
 TFL: 2 (3x, last at Boise State, 12/2/17)
 Sacks: 2 (at Boise State 12/2/17)
 Forced Fumble: 1 (at Washington, 9/16/17)
 Fumble Recovery: 1 (2x, last at Wyoming, 11/18/17)



86

KYLE HENDRICKSON

TE

6-4 | 255 | Jr. | 4th Year


Escondido, Calif. (San Pasqual HS)

CAREER GAMES: 32

STARTS: 1

2017 (JUNIOR): Appeared in 11 games as a fourth-year junior ... was a key component to the Bulldogs' special team's unit ... moved to tight end from defensive end during spring football ... did not record any statistics.

PERSONAL: Born in San Diego, Calif. ... son of Carla and Steve Hendrickson ... father is a former Cal and NFL linebacker who played seven seasons with the 49ers, Cowboys and Chargers ... has one older sister, Courtney ... majoring in journalism and mass communications at Fresno State with an emphasis in public relations.



33

JOSH HOKIT

RB

6-1 | 220 | So. | 2nd Year

Clovis, Calif. (Clovis HS)

CAREER GAMES: 25

STARTS: 6

2017 (SOPHOMORE): Appeared in all 13 games as a sophomore, making four starts at running back ... a force on the ground, Hokit ranks second on the team with 519 yards rushing ... has amassed an average of 4.4 yards per carry with 117 carries on the season ... his seven rushing touchdowns leads the team ... had a season-high 77 yards and three touchdowns at San Diego State on Oct. 21 ... carried the ball a season-high 21 times at Wyoming on Nov. 18 helping the 'Dogs to a 13-7 win to clinch the MW West Division ... added 12 receptions for 98 yards, tallying a season-high three receptions for 25 yards in a win at home over Nevada on Sept. 30 ... added two touchdown passes throwing for 81 yards, including a 65-yard scoring toss to Jared Rice in the season-opener vs. Incarnate Word on Sept. 2.

PERSONAL: Son of Cristina and Seth Hokit ... has two brothers, Isaiah and Scott ... Isaiah is a sophomore wrestler at Fresno State ... has not declared a major.

JOSH HOKIT'S GAME-BY-GAME

2017 - Sophomore	Rushing				Receiving			
	No.	Yds.	TD	Long	Rec.	Yds.	TD	Long
Incarnate Word	4	13	2	7	0	0	0	0
at No. 1 Alabama	4	12	0	6	2	16	0	12
at No. 6 Washington	3	29	0	12	2	4	0	5
Nevada	5	29	0	19	3	25	0	21
at San Jose State	10	43	1	11	0	0	0	0
New Mexico	14	70	1	16	1	27	0	27
at San Diego State	14	77	3	26	0	0	0	0
UNLV	5	19	0	9	2	6	0	4
BYU	13	59	0	9	0	0	0	0
at Hawai'i	10	44	0	14	1	13	0	13
at Wyoming	21	69	0	16	0	0	0	0
No. 23 Boise State	5	9	0	10	1	7	0	7
at Boise State	9	46	0	17	0	0	0	0
Totals	117	519	7	26	12	98	0	27

JOSH HOKIT'S CAREER STATS

RUSHING	G	ATT	YDS	TD	LG	AVG/C	AVG/G
2016	12	27	130	0	18	4.8	10.8
2017	13	117	519	7	26	4.4	39.9
TOTAL	25	144	649	7	26	4.5	26.0

PASSING	G	ATT	CMP	INT	YDS	TD	LG	PCT	AVG/P	AVG/G	EFFIC
2016	12	0	0	0	0	0	0	0.0	0.0	0.0	0.0
2017	13	2	2	0	81	2	65	100.0	40.5	6.2	770.2
TOTAL	25	2	2	0	81	2	65	100.0	40.5	3.2	770.2

TOTAL OFFENSE	G	RUSH	PASS	TOTAL	AVG/G
2016	12	130	0	130	10.8
2017	13	519	81	600	46.2
TOTAL	25	649	81	730	29.2

RECEIVING	G	REC	YDS	TD	LG	REC/G	AVG/CAVG/G
2016	12	0	0	0	0	0.0	0.0
2017	13	12	98	0	27	0.9	8.2
TOTAL	25	12	98	0	27	0.5	8.2

SCORING	G	TD	RUSH	PASS	RETN	PAT	2PAT	FG	TOTAL	AVG/G
2016	12	0	0	0	0	0	0	0	0	0.0
2017	13	7	7	0	0	0	0	0	42	3.2
TOTAL	25	7	7	0	0	0	0	0	42	1.7

JOSH HOKIT'S SINGLE-GAME BEST

Carries: 21 (at Wyoming, 11/18/17)

Yards: 97 (vs. Hawai'i, 11/19/16)

Touchdowns: 3 (at San Diego State, 10/21/17)

Long Rush: 26 (at San Diego State, 10/21/17)



23

JUJU HUGHES

DB

5-11 | 180 | So. | 2nd Year

Hanford, Calif. (Hanford HS)

CAREER GAMES: 25

STARTS: 13

2017 (SOPHOMORE): Named an All-Mountain West honorable mention selection ... started all 13 games as a sophomore ... ranks fourth on the team with 69 tackles ... tied for second on the defense with 52 solo stops ... has added a team-high seven pass breakups to go along with an interception, quarterback hurry and a forced fumble ... ranks fifth on the team with 6.0 tackles for loss ... earned MW Defensive Player of the Week on Oct. 9 after recording his first-career interception and 2.0 tackles for loss, a sack, forced fumble and a quarterback hurry in Fresno State's win over San Jose State on Oct. 7 ... compiled a season-best 11 tackles and two tackles for loss in Fresno State's 28-0 shutout over New Mexico on Oct. 14 as the Bulldogs recorded their first-ever shutout of a Mountain West opponent.

PERSONAL: Born in Lemoore, Calif. ... legal name is Juwuane Keone Hughes ... son of Cedric and Minnie Hughes ... has four siblings - Kevin, Kelvin, Javontai and Jupri ... recreation administration-sports and entertainment facility management major at Fresno State.

JUJU HUGHES' GAME-BY-GAME

2017 - Sophomore	Tackles			TFL-Yds	INT-Yds	FF	FR	PBU
	UA	A	Total					
Incarnate Word	2	0	2	0.0-0	0-0	0	0	1
at No. 1 Alabama	5	4	9	0.0-0	0-0	0	0	0
at No. 6 Washington	1	2	3	0.0-0	0-0	0	0	0
Nevada	3	1	4	0.0-0	0-0	0	0	1
at San Jose State	4	2	6	2.0-6	1-0	1	0	0
New Mexico	9	2	11	2.0-4	0-0	0	0	2
at San Diego State	2	0	2	0.0-0	0-0	0	0	0
UNLV	3	2	5	1.0-1	0-0	0	0	0
BYU	6	1	7	0.0-0	0-0	0	0	2
at Hawai'i	4	0	4	0.0-0	0-0	0	0	0
at Wyoming	4	0	4	1.0-1	0-0	0	0	0
No. 23 Boise State	5	2	7	0.0-0	0-0	0	0	1
at Boise State	4	1	5	0.0-0	0-0	0	0	0
TOTALS	52	17	69	6.0-12	1-0	1	0	7

JUJU HUGHES' CAREER STATS

INTERCEPTIONS	G	NO.	YDS	TD	LG	AVG/R	AVG/G
2016	12	0	0	0	0	0.0	0.0
2017	13	1	0	0	0	0.0	0.0
TOTAL	25	1	0	0	0	0.0	0.0

TACKLES	G	UA	A	TOTAL	TFL	YDS	PD	FF	FR	BLKD	QBH
2016	12	8	10	18	1.5	7	0	0	0	0	0
2017	13	52	17	69	6.0	12	8	1	0	0	1
TOTAL	25	60	27	87	7.5	19	8	1	0	0	1

SACKS	G	UA	A	TOTAL	YDS
2016	12	0	0	0.0	0
2017	13	1	0	1.0	4
TOTAL	25	1	0	1.0	4

JUJU HUGHES' SINGLE-GAME BESTS


Solo Tackles: 9 (vs. New Mexico, 10/14/17)

Total Tackles: 11 (vs. New Mexico, 10/14/17)

TFLs: 2.0 (2x, last vs. New Mexico, 10/14/17)

Forced Fumble: 1 (at San Jose State, 10/7/17)

Interceptions: 1 (at San Jose State, 10/7/17)



98

KEITI IAKOPO**DT**

5-11 | 310 | So. | 2nd Year

Huntington Beach, Calif. (Fountain Valley/Golden West College)

CAREER GAMES: 11

2017 (SOPHOMORE): Played in 11 games as a first-year player, seeing time in the defensive line rotation ... tallied tackles in three-straight games, from Sept. 9 to Sept. 30, posting one apiece against No. 1 Alabama, No. 6 Washington and Nevada ... recorded a season-high two stops at San Diego State on Oct. 21 ... in total, had five tackles over 11 games played.

PERSONAL: Son of Lui Iakopo and Tioata Pelesetene ... cousin Kelly Talavou played for the Baltimore Ravens ... major at Fresno State is kinesiology.



80

GUNNER JAVERNICK**TE**

6-6 | 270 | Jr. | 4th Year

Cannon City, Colo.

(Ventura Junior College/Cannon City HS)

CAREER GAMES: 13

2017 (JUNIOR): Played in all 13 games as a first-year player ... used as a special team player on the kick return and field goal units ... did not record any statistics.

PERSONAL: Son of Todd and Kirsten Javernick ... has one brother, Shane, and one sister, Max ... former teammate of Jake Coleman (San Jose State) and Vosean Crumbie (Nevada) ... favorite athlete is John Elway ... major at Fresno State is communication.



96

KEVIN JEANNITON**DE**

6-2 | 250 | RFr. | 2nd Year

Fresno, Calif. (Edison HS)

CAREER GAMES: 1

2017 (REDSHIRT FRESHMAN): Saw action in one game, the season opener ... did not record any statistics.

PERSONAL: Son of Vilma and Willy Jeanniton ... has two siblings, Willy and Karen ... major at Fresno State is biology.



17

JOHNNY JOHNSON, JR.**DB**

5-9 | 185 | Sr. | 5th Year

Fresno, Calif. (Central/UCLA)

CAREER GAMES: 12

STARTS: 5

2017 (SENIOR): Started the season's first five games and played in 12 ... registered 24 tackles (17 solo), one interception and two pass breakups for the year ... tallied a season-high five tackles on Sept. 9 at No. 1 Alabama ... intercepted Nevada's Ty Gangi on Sept. 30 ... logged pass breakups in back-to-back contests, at San Jose State on Oct. 7 and versus New Mexico on Oct. 14.

PERSONAL: John Aaron Johnson ... born in Fresno, Calif. ... son of John Johnson, Sr. and Carmella Warren-Johnson ... has two brothers, Brandon and Jaylon and a sister, Jaleesa ... Jaylon is a defensive back for Utah ... lists his biggest thrill in sports as guarding a 6-6 receiver in the high school playoffs and holding him to one catch ... lists Deion Sanders as the athlete he admires the most ... enjoys fishing ... named to the Athletic Director's academic honor roll in Fall 2013, Fall 2014, Fall 2016, Winter 2017 and Spring 2017 quarters ... majored in political science at UCLA.

JOHNNY JOHNSON JR.'S GAME-BY-GAME

2017 - Senior	Tackles			TFL-Yds	INT-Yds	FF	FR	PBU
	UA	A	Total					
Incarname Word	1	0	1	0.0-0	0-0	0	0	0
at No. 1 Alabama	3	2	5	0.0-0	0-0	0	0	0
at No. 6 Washington	1	3	4	0.0-0	0-0	0	0	0
Nevada	3	1	4	0.0-0	1-0	0	0	0
at San Jose State	1	0	1	0.0-0	0-0	0	0	1
New Mexico	0	0	0	0.0-0	0-0	0	0	1
at San Diego State	2	1	3	0.0-0	0-0	0	0	0
UNLV	0	0	0	0.0-0	0-0	0	0	0
BYU	3	0	3	0.0-0	0-0	0	0	0
at Hawai'i	2	0	2	0.0-0	0-0	0	0	0
at Wyoming	0	0	0	0.0-0	0-0	0	0	0
No. 23 Boise State	1	0	1	0.0-0	0-0	0	0	0
at Boise State	-	-	-	-	-	-	-	-
TOTALS	17	7	24	0.0-0	1-0	0	0	2

JOHNNY JOHNSON JR.'S SINGLE-GAME BESTS

Solo Tackles: 3 (3x, last vs. BYU, 11/4/17)

Total Tackles: 5 (at Alabama 9/9/17)

Interceptions: 1 (vs. Nevada, 9/30/17)



3

KEESEAN JOHNSON**WR**

6-2 | 202 | Jr. | 4th Year

Palo Alto, Calif. (Palo Alto HS)

CAREER GAMES: 37

STARTS: 34

2017 (JUNIOR): Named an All-Mountain West second team selection ... started all 13 games ... led the team in receptions (69), receiving yards (918) and touchdowns (8) for the second-straight season ... led the team in all-purpose yardage (939), chipping in 21 yards on four punt returns on top of 918 yards receiving ... caught at least one pass in all 13 games in 2017, extending a streak to a program record 35 consecutive games dating back to 2015 with at least one catch, breaking Henry Ellard's record of 34 set from 1979-82 ... ranks third in the Mountain West and 34th in the nation in receiving yards (918), ranks third in the MW and 33rd in the nation in touchdown receptions (8), ranks fourth in the MW in receptions per game (5.31) and fourth in the MW in receiving yards per game (70.6) ... registered four 100-yard receiving games – Sept. 2, Incarnate Word (102); Sept. 30, Nevada (104); Oct. 14, New Mexico (105); Nov. 25, Boise State (119) – ranked third in the MW with most 100-yard receiving games ... matched single game career-high of three touchdowns versus Nevada – one of three MW receivers to catch three TDs in a single game in 2017 ... had a season-high eight receptions on Sept. 9 at No. 1 Alabama ... made a career-long 81-yard touchdown reception on Nov. 25 against Boise State, marking the longest play from scrimmage for the season and the Bulldogs' longest play from scrimmage since Sept. 17, 2016 ... caught at least four passes in 12 of 13 games and at least six passes in six of 13 games.

PERSONAL: Born in Mountain View, Calif. ... son of Monique Burns and Sean Johnson ... has one older brother, Vince Miles, who plays safety at San Jose State after transferring over from Arizona ... attended the same high school as former Bulldog wide receiver Davante Adams, who left Fresno State after 2013 as the school's all-time leader in receptions and touchdown catches. Adams was a second-round draft pick (No. 53 overall) of the Green Bay Packers in the 2014 NFL Draft ... major at Fresno State is criminology-law enforcement.



KEESEAN JOHNSON'S GAME-BY-GAME

2017 - Junior	Receiving			
	Rec.	Yds.	TD	Long
Incarnate Word	7	120	0	34
at No. 1 Alabama	8	55	0	17
at No. 6 Washington	4	51	0	19
Nevada	7	104	3	40
at San Jose State	2	52	0	45
New Mexico	5	105	1	75
at San Diego State	4	47	0	33
UNLV	4	21	0	15
BYU	5	47	0	14
at Hawai'i	6	91	2	34
at Wyoming	6	48	0	14
No. 23 Boise State	6	119	2	81
at Boise State	5	58	0	15
Totals	69	918	8	81

KEESEAN JOHNSON'S CAREER STATS

KEESLAN JOHNSON'S CAREER STATS

RECEIVING	G	Rec	Yds	TD	Lg	Rec/G	Avg/C	Avg/G		
2015	12	37	337	2	29	3.1	9.1	28.1		
2016	12	66	773	6	53	5.5	11.7	64.4		
2017	13	69	918	8	81	5.3	13.3	70.6		
TOTAL	37	172	2028	16	81	4.6	11.8	54.8		
SCORING	G	TD	Rush	Pass	Retn	PAT	2PAT	FG	Total	Avg/G
2015	12	2	0	2	0	0	0	0	12	1.0
2016	12	6	0	6	0	0	0	0	36	3.0
2017	13	8	0	8	0	0	0	0	48	3.7
TOTAL	37	16	0	16	0	0	0	0	96	2.6
PUNT RETURNS	G	No.	Yds	TD	Lg	Avg/R	Avg/G			
2015	12	1	7	0	7	7.0	0.6			
2016	12	6	36	0	10	6.0	3.0			
2017	13	4	21	0	14	5.2	1.6			
TOTAL	37	11	64	0	14	5.8	1.7			
KICK RETURNS	G	No.	Yds	TD	Lg	Avg/R	Avg/G			
2015	12	0	0	0	0	0.0	0.0			
2016	12	11	227	0	29	20.6	18.9			
2017	13	0	0	0	0	0.0	0.0			
TOTAL	37	11	227	0	29	20.6	6.1			
ALL PURPOSE	G	Rush	Rec	PR	KR	IR	Total	Avg/G		
2015	12	0	337	7	0	0	344	28.7		
2016	12	13	773	36	227	0	1049	87.4		
2017	13	0	918	21	0	0	939	72.2		
TOTAL	37	13	2028	64	227	0	2332	63.0		

KEESEAN JOHNSON'S SINGLE-GAME BESTS

Receptions: 10 (Air Force, 2016)
 Receiving Yards: 142 (Air Force, 2016)
 Receiving Touchdowns: 3 (2x, last vs. Nevada 9/20/17)
 Long reception: 81 (vs. No. 23 Boise State 11/25/17)



24

SAEVION JOHNSON

RB

6-0 | 194 | RFr. | 2nd Year
 Pearland, Texas (Pearland Dawson HS)

CAREER GAMES: 7

2017 (REDSHIRT FRESHMAN): Saw action in seven games ... totaled seven carries for 20 yards and two receptions for 23 yards for the season – statistics compiled over two of the first three games of the year (Sept. 2 vs. Incarnate Word, Sept. 16 at No. 6 Washington) ... after not seeing the field for four games from Sept. 30-Oct. 21, was inserted into the special teams lineup, primarily on punt returns.

PERSONAL: Born in Houston, Texas ... son of Superion and Michelina Johnson ... has seven siblings – Alaya, Anuernee, Davory, Jarret, Jasmine, Journey and Superion ... has not declared at major at Fresno State.



33

KWAMI JONES

DE

6-2 | 240 | So. | 2nd Year
 San Mateo, Calif. (Serra/College of San Mateo)

CAREER GAMES: 12

2017 (SENIOR): Played in 12 games ... recorded 10 tackles (six solo), 2.0 tackles for loss and 1.0 sacks in 2017 ... posted season highs for tackles (3) in games at No.1 Alabama and No. 6 Washington, respectively ... had tackles for loss at No. 6 Washington (0.5) on Sept. 16, New Mexico (1.0) on Oct. 14 and Boise State (0.5) on Nov. 25 ... registered first career sack on Oct. 14 versus New Mexico ... recorded a pass breakup in the Bulldogs' Oct. 14 contest versus UNM.

PERSONAL: Born in San Mateo, Calif. ... son of Naima and Kareem Jones ... majoring in pre-business.

KWAMI JONES' GAME-BY-GAME

2017 - Senior	Tackles			TFL-Yds	Sacks-Yds	FF	FR	QBH
	UA	A	Total					
Incarnate Word	0	0	0	0.0-0	0.0-0	0	0	0
at No. 1 Alabama	2	1	3	0.0-0	0.0-0	0	0	0
at No. 6 Washington	2	1	3	0.5-0	0.0-0	0	0	0
Nevada	0	0	0	0.0-0	0.0-0	0	0	0
at San Jose State	0	0	0	0.0-0	0.0-0	0	0	0
New Mexico	1	0	1	1.0-4	1.0-4	0	0	0
at San Diego State	0	0	0	0.0-0	0.0-0	0	0	0
UNLV	1	0	1	0.0-0	0.0-0	0	0	0
BYU	0	0	0	0.0-0	0.0-0	0	0	0
at Hawai'i	0	0	0	0.0-0	0.0-0	0	0	0
at Wyoming	0	1	1	0.0-0	0.0-0	0	0	0
No. 23 Boise State	0	1	1	0.5-1	0.0-0	0	0	0
at Boise State	-	-	-	-	-	-	-	-
TOTALS	6	4	10	2.0-5	1.0-4	0	0	0

KWAMI JONES' SINGLE-GAME BESTS

Solo Tackles: 2 (2x, last at Washington, 9/16/17)
 Total Tackles: 3 (2x, last at Washington, 9/16/17)





1

JAMIRE JORDAN

WR

5-11 | 171 | Jr. | 4th Year
Lancaster, Calif. (Highland HS)

CAREER GAMES: 37

STARTS: 32

2017 (JUNIOR): Started 12 games and played in all 13 ... was the Bulldogs' third-leading receiver, recording 21 catches for 482 yards and three touchdowns ... was Fresno State's deep threat, leading the team with 23.0 yards per catch, as eight of 21 receptions were for 30 yards or more, three of eight were TDs while three more set Fresno State up with 1st-and-Goal ... registered a career-high two touchdowns on Oct. 14 versus New Mexico with catches of 70 and 32 yards, respectively – 70-yard reception was a season-long ... set a season-high in receiving yards with 108 on Oct. 14 versus New Mexico, surpassing 100 yards receiving (108) for the sixth career time ... recorded catches in 10 of 13 games and went for more than 50 yards in five of those 10 contests ... returned five kickoffs for 179 yards, which resulted in 654 all-purpose yards for the season ... recorded a career-long 71-yard kickoff return on Sept. 30 vs. Nevada ... posted a season-high four kickoff returns for a season-high 108 kickoff return yards vs. Nevada.

PERSONAL: Born in Burbank, Calif. ... son of Deanna and James Jordan ... has three siblings ... favorite athlete is LeBron James ... major at Fresno State is criminology-corrections.

JAMIRE JORDAN'S GAME-BY-GAME

Receiving					
2017 - Junior	Rec.	Yds.	TD	Long	
Incarnate Word	2	64	1	40	
at No. 1 Alabama	1	7	0	7	
at No. 6 Washington	0	0	0	0	
Nevada	1	14	0	14	
at San Jose State	2	24	0	15	
New Mexico	3	108	2	70	
at San Diego State	2	56	0	48	
UNLV	0	0	0	0	
BYU	3	56	0	50	
at Hawai'i	0	0	0	0	
at Wyoming	1	44	0	44	
No. 23 Boise State	4	91	0	39	
at Boise State	2	18	0	11	
Totals	21	482	3	70	

JAMIRE JORDAN'S CAREER STATS

RUSHING									
G	Att	Yds	TD	Lg	Avg/C	Avg/G			
2015	12	10	55	1	25	5.5	4.6		
2016	12	17	83	1	14	4.9	6.9		
2017	13	1	-7	0	0	-7.0	-0.5		
TOTAL	37	28	131	2	25	4.7	3.5		
RECEIVING									
G	Rec	Yds	TD	Lg	Rec/G	Avg/C	Avg/G		
2015	12	46	540	5	82	3.8	11.7	45.0	
2016	12	45	713	2	85	3.8	15.8	59.4	
2017	13	21	482	3	70	1.6	23.0	37.1	
TOTAL	37	112	1735	10	85	3.0	15.5	46.9	
SCORING									
G	TD	Rush	Pass	Retn	PAT	2PAT	FG	Total	Avg/G
2015	12	6	1	5	0	0	0	36	3.0
2016	12	3	1	2	0	0	0	18	1.5
2017	13	3	0	3	0	0	0	18	1.4
TOTAL	37	12	2	10	0	0	0	72	1.9
KICK RETURNS									
G	No.	Yds	TD	Lg	Avg/R	Avg/G			
2015	12	16	315	0	50	19.7	26.2		
2016	12	12	253	0	28	21.1	21.1		
2017	13	5	179	0	71	35.8	13.8		
TOTAL	37	33	747	0	71	22.6	20.2		
ALL PURPOSE									
G	Rush	Rec	PR	KR	IR	Total	Avg/G		
2015	12	55	540	0	315	0	910	75.8	
2016	12	83	713	0	253	0	1049	87.4	
2017	13	-7	482	0	179	0	654	50.3	
TOTAL	37	131	1735	0	747	0	2613	70.6	

JAMIRE JORDAN'S SINGLE-GAME BESTS

Receptions: 10 (Utah State, 2016)
Receiving Yards: 115 (Air Force, 2016)
Receiving Touchdowns: 2 (vs. New Mexico 10/14/17)
Long reception: 85 (Toledo, 2016)



6

ANTHOULA (TANK) KELLY

DB

5-10 | 185 | Jr. | 4th Year
Galena Park, Texas (Galena Park HS)

CAREER GAMES: 29

STARTS: 10

2017 (JUNIOR): Made nine starts, including eight-straight to close the season, and played in all 13 games ... was the team's seventh leading tackler with 45 on the season, 37 were solo stops ... recorded first career interception on Nov. 11 at Hawai'i, a game-clinching interception with 2:14 remaining in the game ... registered first three career tackles for loss in 2017, starting with Sept. 2 vs. Incarnate Word (1.0), followed by at No. 6 Washington on Sept. 16 (1.0) and at Boise State in the Mountain West Championship on Dec. 2 (1.0) ... tallied six pass breakups, including a single-game high three on Nov. 4 at BYU ... with six tackles in the season-opener, set a single-game career-high against Incarnate Word ... matched six tackle output in games against New Mexico (Oct. 14) and UNLV (Oct. 28).

PERSONAL: Born in Houston, Texas ... son of Tangernika and Anthoula Kelly, Sr. ... has one younger brother, Amaron ... communication major at Fresno State.

TANK KELLY'S GAME-BY-GAME

Tackles									
2017 - Junior.	UA	A	Total	TFL-Yds	INT-Yds	FF	FR	PBU	
Incarnate Word	6	0	6	1.0-4	0-0	0	0	1	
at No. 1 Alabama	2	0	2	0.0-0	0-0	0	0	0	
at No. 6 Washington	1	0	1	1.0-4	0-0	0	0	0	
Nevada	2	1	3	0.0-0	0-0	0	0	0	
at San Jose State	2	0	2	0.0-0	0-0	0	0	0	
New Mexico	4	2	6	0.0-0	0-0	0	0	0	
at San Diego State	2	1	3	0.0-0	0-0	0	0	1	
UNLV	4	2	6	0.0-0	0-0	0	0	0	
BYU	4	1	5	0.0-0	0-0	0	0	3	
at Hawai'i	1	0	1	0.0-0	1-0	0	0	0	
at Wyoming	4	0	4	0.0-0	0-0	0	0	0	
No. 23 Boise State	3	0	3	0.0-0	0-0	0	0	0	
at Boise State	2	1	3	1.0-1	0-0	0	0	1	
TOTALS	37	8	45	3.0-9	1-0	0	0	6	

TANK KELLY'S CAREER STATS

INTERCEPTIONS									
G	NO.	YDS	TD	LG	AVG/R	AVG/G			
2015	9	0	0	0	0.0	0.0			
2016	7	0	0	0	0.0	0.0			
2017	13	1	0	0	0.0	0.0			
TOTAL	29	1	0	0	0.0	0.0			
TACKLES									
G	UA	A	TOTAL	TFL	YDS	PD	FF	FR	BLKD
2015	9	10	6	16	0.0	0	0	0	0
2016	7	6	2	8	0.0	0	2	0	0
2017	13	37	8	45	3.0	9	7	0	0
TOTAL	29	53	16	69	3.0	9	9	0	0

TANK KELLY'S SINGLE-GAME BESTS

Solo Tackles: 6 (vs. Incarnate Word, 9/2/17)
Total Tackles: 6 (3x, last vs. UNLV 10/28/17)
TFLs: 1.0 (3x, last at Boise State 12/2/17)
Interception: 1 (at Hawai'i, 11/11/17)





91

NATHAN MADSEN**DT**6-4 | 298 | Sr. | 5th Year
Eureka, Calif. (Eureka HS)

CAREER GAMES: 49

STARTS: 35

2017 (SENIOR): Made 10 starts and played in 12 games before suffering a season-ending injury on Nov. 25 against Boise State ... had 16 tackles (10 solo), including 4.5 tackles for loss, 2.0 sacks, two quarterback hurries and one pass breakup ... set season highs for tackles (4) in back-to-back games, at San Diego State on Oct. 21 and at home against UNLV on Oct. 28 ... matched a career-high for single game TFLs (2.0) on Oct. 28 versus UNLV ... also tabbed tackles for loss in games at No. 1 Alabama (0.5) on Sept. 9, at San Diego State (1.0) on Oct. 21 and Boise State (1.0) on Nov. 25 ... posted at least one tackle in 10 of 12 games played.

PERSONAL: Born in Eureka, Calif. ... son of Terra and James Madsen ... has two older siblings ... lists his favorite athlete as J.J. Watt ... public administration major.

NATHAN MADSEN'S GAME-BY-GAME

2017 - Senior	Tackles			TFL-Yds	Sacks-Yds	FF	FR	QBH
	UA	A	Total					
Incarinate Word	0	0	0	0.0-0	0.0-0	0	0	0
at No. 1 Alabama	0	1	1	0.5-3	0.0-0	0	0	1
at No. 6 Washington	1	0	1	0.0-0	0.0-0	0	0	0
Nevada	0	1	1	0.0-0	0.0-0	0	0	1
at San Jose State	0	1	1	0.0-0	0.0-0	0	0	0
New Mexico	0	0	0	0.0-0	0.0-0	0	0	0
at San Deigo State	4	0	4	1.0-7	1.0-7	0	0	0
UNLV	2	2	4	2.0-3	0.0-0	0	0	0
BYU	1	0	1	0.0-0	0.0-0	0	0	0
at Hawai'i	1	0	1	0.0-0	0.0-0	0	0	0
at Wyoming	0	1	1	0.0-0	0.0-0	0	0	0
No. 23 Boise State	1	0	1	1.0-10	1.0-10	0	0	0
at Boise State	-	-	-	-	-	-	-	-
TOTALS	10	6	16	4.5-23	2.0-17	0	0	2

NATHAN MADSEN'S CAREER STATS

TACKLES	G	UA	A	TOTAL	TFL	YDS	PD	FF	FR	BLKD	QBH
2014	14	4	7	11	2.0	2	2	0	0	0	0
2015	11	10	9	19	3.5	16	0	0	0	0	1
2016	12	11	11	22	1.5	11	0	0	0	0	1
2017	12	10	6	16	4.5	23	1	0	0	0	2
TOTAL	49	35	33	68	11.5	52	3	0	0	0	4

SACKS	G	UA	A	TOTAL	YDS
2014	14	0	0	0.0	0
2015	11	1	1	1.5	10
2016	12	1	1	1.5	11
2017	12	2	0	2.0	17
TOTAL	49	4	2	5.0	38

NATHAN MADSEN'S SINGLE-GAME HIGHS

Solo Tackles: 4 (2x, at San Diego State, 10/21/17)

Total Tackles: 5 (Utah, 9/19/15)

Sacks: 1 (2x, last vs. Boise State, 11/25/17)



38

MAAMALOA MAFI**DB**5-11 | 190 | Jr. | 3rd Year
Oakland, Calif. (Oakland/ Laney College)

CAREER GAMES: 13

2017 (JUNIOR): Played in all 13 games, seeing all playing time serving on the special teams units ... tallied three tackles for the season ... tackles came against Incarnate Word (1) on Sept. 2, vs. New Mexico (1) on Oct. 14 and vs. Boise State (1) on Nov. 25.

PERSONAL: Born in Oakland, Calif. ... son of Heivaha and Fisiimoli Mafi ... has nine siblings ... brother Kesomi is also on the Fresno State roster ... older brother Dyllon played at Laney CC before transferring to Oregon State ... majoring in africana studies.



6

MARCUS MCMARYION**QB**6-2 | 195 | Jr. | 4th Year
Dinuba, Calif. (Dinuba/Oregon State)

CAREER FS GAMES: 13

STARTS: 10

2017 (JUNIOR): All-Mountain West honorable mention selection ... named MW offensive player of the week on Nov. 27 following a 28-17 victory over No. 23 Boise State ... after seeing limited playing time in the first three games of the season, was tabbed the Bulldogs' starting quarterback for their conference opener on Sept. 30 and carried out those duties over the last 10 games ... is 8-2 as a starter for the Bulldogs ... passed for 2,384 yards (185-of-303) and 14 touchdowns against four interceptions over 13 games ... rushed for 252 yards and two touchdowns on 48 carries ... passed for a career-high 332 yards in the regular season finale win vs. No. 23 Boise State on Nov. 25 ... had a season-high four touchdowns in Fresno State's 31-21 win over Hawai'i (Nov.11) ... tossed a career-long 81-yard touchdown against No. 23 Boise State on Nov. 25 ... ranks fifth in the Mountain West and 56th in the nation in passing yards per game (183.4) ... ranks fifth in the MW and 39th in the nation in passing efficiency (139.8) ... ranks fifth in the MW and 40th in the nation in passing yards per completion (12.89) ... ranks fifth in the MW and 47th in the nation in completion percentage (61.1) ... owned a streak of 149-straight attempts without an interception, dating from a Sept. 30 contest vs. Nevada, until a fourth quarter interception at Hawai'i, ranking No. 6 in program history ... produced 39 pass completions of 20-plus yards this season, including 21 pass completions for 30 or more yards ... joined the program on Aug. 12.

PERSONAL: Born in Fresno, Calif. ... son of Marcus and Elizabeth McMaryion ... has two sisters, McKayla and Jada ... an academic standout, had a 3.98 GPA at Dinuba ... earned his Bachelor's of Science in public health with an option in health promotion and health behavior in June 2017 from Oregon State ... enrolled in kinesiology-sports administration masters program at Fresno State.



13

KESOMI MAFI**LB**5-11 | 219 | Jr. | 4th Year
Oakland, Calif. (Oakland/ Laney College)

CAREER GAMES: 2

2017 (JUNIOR): Played in two games ... suffered season-ending injury on Sept. 9 at No. 1 Alabama ... did not record any statistics.

PERSONAL: Born in Oakland, Calif. ... son of Heivaha and Fisiimoli Mafi ... has nine siblings ... brother Maamaloa is also on the Fresno State roster ... older brother Dyllon played at Laney CC before transferring to Oregon State ... majoring in africana studies.



MARCUS MCMARYION'S GAME-BY-GAME

2017 - Junior	Rushing				Passing			
	Att.	Yds.	TD	Lg	Cmp	Att	Int	Yds
Incarinate Word	1	7	0	7	6	7	0	103
at No. 1 Alabama	1	15	0	15	5	7	0	36
at No. 6 Washington	5	23	0	19	10	16	0	96
Nevada	6	14	0	10	24	32	1	296
at San Jose State	8	24	0	5	15	26	0	136
New Mexico	3	52	0	57	13	23	0	299
at San Diego State	0	0	0	0	10	16	0	176
UNLV	9	39	0	12	16	27	0	152
BYU	1	1	0	1	14	20	0	174
at Hawai'i	1	15	0	15	19	36	2	226
at Wyoming	2	2	0	8	14	23	0	186
No. 23 Boise State	4	27	0	13	23	36	0	332
Boise State	7	33	2	22	16	34	1	172
TOTALS	48	252	2	57	185	303	4	2,384

MARCUS MCMARYION'S SINGLE-GAME BESTS

Passing Yards: 332 (vs. Boise State, 11/25/17)
 Passing TDs: 4 (at Hawai'i, 11/11/17)
 Pass Attempts: 36 (2x, last vs. Boise State, 11/25/17)
 Pass Completions: 24 (vs. Nevada, 9/30/17)
 Long-Pass: 81 (vs. Boise State, 11/25/17)
 Rushing Yards: 52 (vs. New Mexico, 10/14/17)
 Rushing Attempts: 9 (vs. UNLV, 10/28/17)
 Long-Rush: 57 (vs. New Mexico, 10/14/17)



27

KA'LONN MILTON

DB

6-0 | 185 | RSo. | 3rd Year

Fresno, Calif. (Buchanan HS/Fresno City College)

CAREER GAMES: 10

2017 (REDSHIRT SOPHOMORE): Played in 10 of the Bulldogs' 13 games ... tallied seven tackles on the season, with six of the seven coming over the season's first two games (Sept. 2, Incarnate Word; Sept. 9, at No. 1 Alabama) ... posted three tackles vs. Incarnate Word and three tackles at No. 1 Alabama ... also logged one tackle on Sept. 30 vs. Nevada.

PERSONAL: Son of Carla and Chris Milton ... has one younger brother, Kendall ... nephew of former All-Pro Kevin Hardy who played nine seasons in the NFL for three teams ... communication major at Fresno State.



22

JORDAN MIMS

RB

5-11 | 190 | Fr. | 1st Year

East Palo Alto, Calif. (Menlo-Atherton HS)

CAREER GAMES: 13

STARTS: 3

2017 (FRESHMAN): As a true freshman, started three games and played in all 13 ... owned a team-high 143 carries, a team-high 609 rushing yards (46.8/per game) and a season-best 24-yard long run (vs. UNM) ... had 11 receptions for 119 yards and season-best 29-yard long reception (vs. UNM) ... scored all six touchdowns on the ground, ranking second on the team in that category ... found the end zone in collegiate debut in Sept. 2 season-opener vs. Incarnate Word ... accounted for two TDs in back-to-back home games against UNLV (Oct. 28) and BYU (Nov. 4) ... rushed for a season-high 112 yards on a season-high 21 carries at San Diego State on Oct. 21 ... saw at least 10 touches in nine of 13 games, averaged 4.3 yards per carry.

PERSONAL: Son of Tenisha Mims ... has two brothers, Justin and Jaden ... favorite athlete is Christian McCaffrey ... major at Fresno State is kinesiology-sport administration.

JORDAN MIMS' GAME-BY-GAME

2017 - Freshman	Rushing				Receiving			
	No.	Yds.	TD	Long	Rec.	Yds.	TD	Long
Incarinate Word	8	38	1	13	1	21	0	21
at No. 1 Alabama	2	2	0	4	1	7	0	7
at No. 6 Washington	6	17	0	4	4	41	0	21
Nevada	10	52	0	17	1	-3	0	0
at San Jose State	12	49	0	8	0	0	0	0
New Mexico	10	65	0	24	1	29	0	29
at San Diego State	21	112	0	15	0	0	0	0
UNLV	12	68	2	13	1	8	0	8
BYU	20	54	2	7	0	0	0	0
at Hawai'i	12	55	0	19	0	0	0	0
at Wyoming	13	40	0	8	0	0	0	0
No. 23 Boise State	11	43	1	12	1	1	0	1
at Boise State	6	14	0	5	1	15	0	15
Totals	143	609	6	24	11	119	0	29

JORDAN MIMS' SINGLE-GAME BESTS

Carries: 21 (at San Diego State, 10/21/17)
 Yards: 112 (at San Diego State, 10/21/17)
 Touchdowns: 2 (2x, last vs. BYU, 11/4/17)
 Long Rush: 29 (vs. New Mexico, 10/14/17)



77

AARON MITCHELL

OL

6-2 | 305 | Sr. | 4th Year

San Diego, Calif. (Cathedral Catholic HS)

CAREER GAMES: 38

STARTS: 37

2017 (SENIOR): Named an All-Mountain West second team selection ... started all 13 games, extending active starts streak to 37 games ... member of an offensive line unit that ranks fifth in the nation in sacks allowed, having allowed just nine sacks all season, a clip of 0.69 per game ... the unit ranks third in the nation in tackles for loss allowed, having allowed 40 TFLs, a rate of 3.08 TFLs allowed per game ... the offensive line helped keep six opponents without a sack this season ... the Fresno State offensive line didn't allow a tackle for the loss in a crucial 27-3 win over San Diego State, marking the first time since a Bulldog offensive line did not allow a tackle for loss in a game since Sept. 10, 2011 at Nebraska ... the Bulldogs, who are averaging 156.8 yards on the ground, have ran for 2,039 yards on the season – the most since 2014.

PERSONAL: Born in Oceanside, Calif. ... son of Michelle and Anthony Mitchell ... has three older siblings ... father played football at the University of Oklahoma ... major at Fresno State is business administration-sports marketing.



11

ARRON MOSBY

DB

6-4 | 210 | Fr. | 1st Year

Sanger, Calif. (Sanger HS)

CAREER GAMES: 13

2017 (FRESHMAN): Played in all 13 games as a true freshman, primarily as a member of the special teams unit ... recorded four tackles (three solo) on the season – getting one stop in four respective games (Sept. 2, vs. Incarnate Word; Oct. 21, at San Diego State; Nov. 4, vs. BYU; Dec. 2, at Boise State).

PERSONAL: Son of Ponder Richardson II and Sonya Murphy ... has three brothers, Kevin Price, Ronnie Yancy and Ponder Richardson III ... former high school teammate Miguel Garcia plays at Sacramento State ... favorite athlete is Odell Beckham Jr. ... undecided on major at Fresno State.



52

NETANE MUTI**OL****6-3 | 310 | RFr. | 2nd Year**
Wahiawa, Hawai'i (Leilehua HS)

CAREER GAMES: 13

STARTS: 13

2017 (REDSHIRT FRESHMAN): All-Mountain West honorable mention selection ... started all 13 games ... member of an offensive line unit that ranks fifth in the nation in sacks allowed, having allowed just nine sacks all season, a clip of 0.69 per game ... the unit ranks third in the nation in tackles for loss allowed, having allowed 40 TFLs, a rate of 3.08 TFLs allowed per game ... the offensive line helped keep six opponents without a sack this season ... the Fresno State offensive line didn't allow a tackle for the loss in a crucial 27-3 win over San Diego State, marking the first time since a Bulldogs offensive line did not allow a tackle for loss in a game since Sept. 10, 2011 at Nebraska ... the Bulldogs, who are averaging 156.8 yards on the ground, have ran for 2,039 yards on the season – the most since 2014.

PERSONAL: Born in the Polynesian sovereign state, Tonga, in the South Pacific ... son of Semisi (Dad) and Liliani (Mom) ... has four siblings – Abigail, Anna, Ma'ake and Manamo'ui ... his older brother Ma'ake is a member of the Azusa Pacific football team ... has not declared a major at Fresno State.



5

EMEKE NDOH**DL****6-0 | 252 | Jr. | 3rd Year**
Reedley, Calif. (De Anza College)

CAREER GAMES: 12

2017 (JUNIOR): Played in 12 of the Bulldogs' 13 games ... had a breakout debut in the season opener, recording 3.0 tackles for loss, 2.0 sacks, forced fumble and recovered a fumble in a single play, while also accounting for a safety, in the Bulldogs' Sept. 2 contest against Incarnate Word ... also posted sacks/TFLs in games vs. Nevada (1.0) on Sept. 30 and at San Diego State (1.0) on Oct. 21 ... recovered a fumble at San Jose State on Oct. 7 ... wrapped up the season with nine tackles (seven solo), 5.0 TFLs, 4.0 sacks, one forced fumble, two fumble recoveries, one quarterback hurry, one pass breakup and one safety.

PERSONAL: Son of Benneth and Rosemary Ndoh ... has one brother, Kelechi, and two sisters, Ugochi and Uche ... played with current Fresno State teammate Juju Hughes at Hanford High School ... favorite athlete is Kevin Garnett because of his passion and intensity ... biggest athletic thrill was being named a team captain at De Anza College ... pre-psychology major at Fresno State.

EMEKE NDOH'S GAME-BY-GAME

2017 - Junior	Tackles			TFL-Yds	Sacks-Yds	FF	FR	QBH
	UA	A	Total					
Incarnate Word	3	0	3	3.0-23	2.0-20	1	1	0
at No. 1 Alabama	1	0	1	0.0-0	0.0-0	0	0	1
at No. 6 Washington	0	0	0	0.0-0	0.0-0	0	0	0
Nevada	2	0	2	1.0-2	1.0-2	0	0	0
at San Jose State	0	1	1	0.0-0	0.0-0	0	1	0
New Mexico	1	0	1	1.0-8	1.0-8	0	0	0
at San Deigo State	0	0	0	0.0-0	0.0-0	0	0	0
UNLV	0	1	1	0.0-0	0.0-0	0	0	0
BYU	0	0	0	0.0-0	0.0-0	0	0	0
at Hawai'i	0	0	0	0.0-0	0.0-0	0	0	0
at Wyoming	0	0	0	0.0-0	0.0-0	0	0	0
No. 23 Boise State	0	0	0	0.0-0	0.0-0	0	0	0
at Boise State	0	0	0	0.0-0	0.0-0	0	0	0
TOTALS	7	2	9	5.0-33	4.0-30	1	2	1

EMEKE NDOH'S SINGLE-GAME HIGHS

Solo Tackles: 3 (vs. Incarnate Word, 9/2/17)

Total Tackles: 3 (vs. Incarnate Word, 9/2/17)

Sacks: 2 (vs. Incarnate Word, 9/2/17)

Forced Fumble: 1 (vs. Incarnate Word, 9/2/17)



11

DEJONTE O'NEAL**RB****5-7 | 170 | Jr. | 3rd Year**
Fresno, Calif. (Bullard HS)

CAREER GAMES: 20

STARTS: 4

2017 (JUNIOR): Made four starts and played in 12 games ... totaled 601 all-purpose yards, recording 364 kick return yards (18 returns), 109 rushing yards (24 carries), 98 receiving yards (11 receptions) and 40 punt return yards (three returns) ... logged a single game season-best 129 all-purpose yards at No. 6 Washington on Sept. 16, which included a season-best 106 kickoff return yards on a season-high five returns along with 12 receiving yards and 11 rushing yards ... recorded a season-long 29-yard kick return at No. 6 Washington ... eclipsed 30 yards rushing twice, both in games when receiving a career-high five carries (Sept. 2 vs. Incarnate Word and Oct. 28 vs. UNLV) ... rushed for a career-high 37 yards on Sept. 2 versus Incarnate Word and 32 yards on Oct. 28 vs. UNLV ... had a season-high three receptions for a career-high 25 yards receiving on Sept. 30 against Nevada ... registered a team season-best and career-best 44-yard punt return on Sept. 2 versus Incarnate Word ... averaged 4.5 yards per rush, 8.9 yards per reception, 19.7 yards per kick return and 13.3 yards per punt return.

PERSONAL: Born in Fresno, Calif. ... son of Kenisha O'Neal and Larry Wayne ... has two sisters (Ahjeah and Dejonja) and one brother (Jalen) ... major at Fresno State is communications.

DEJONTE O'NEAL'S GAME-BY-GAME

2017 - Junior	Rushing			Receiving			Kick Ret.			All-Purp
	Att	Yds	TD	Rec	Yds	TD	#	Yds	TD	
Incarnate Word	5	37	0	0	0	0	1	22	0	99
at No. 1 Alabama	0	0	0	1	5	0	2	33	0	38
at No. 6 Washington	2	11	0	2	12	0	5	106	0	129
Nevada	1	-1	0	3	25	0	0	0	0	24
at San Jose State	1	5	0	0	0	0	0	0	0	5
New Mexico	2	11	0	1	16	0	0	0	0	27
at San Diego State	5	32	0	0	0	0	2	46	0	78
UNLV	2	5	0	0	0	0	3	53	0	58
at Hawai'i	0	0	0	0	0	0	4	75	0	75
at Wyoming	1	3	0	0	0	0	0	0	0	3
No. 23 Boise State	1	2	0	2	17	0	1	19	0	38
at Boise State	4	4	0	2	23	0	0	0	0	27
TOTALS	24	109	0	11	98	0	18	354	0	601

DEJONTE O'NEAL'S CAREER STATS

RUSHING	G	Att	Yds	TD	Lg	Avg/C	Avg/G
2015	4	16	56	0	11	3.5	14.0
2016	4	16	57	1	17	3.6	14.2
2017	12	24	109	0	17	4.5	9.1
TOTAL	20	56	222	1	17	4.0	11.1

RECEIVING	G	Rec	Yds	TD	Lg	Rec/G	Avg/C	Avg/G
2015	4	0	0	0	0	0.0	0.0	0.0
2016	4	7	18	0	8	1.8	2.6	4.5
2017	12	11	98	0	16	0.9	8.9	8.2
TOTAL	20	18	116	0	16	0.9	6.4	5.8

SCORING	G	TD	Rush	Pass	Retn	PAT	2PAT	FG	Total	Avg/G
2015	4	0	0	0	0	0	0	0	0	0.0
2016	4	1	1	0	0	0	0	0	6	1.5
2017	12	0	0	0	0	0	0	0	0	0.0
TOTAL	20	1	1	0	0	0	0	0	6	0.3

PUNT RETURNS	G	No.	Yds	TD	Lg	Avg/R	Avg/G
2015	4	0	0	0	0	0.0	0.0
2016	4	0	0	0	0	0.0	0.0
2017	12	3	40	0	44	13.3	3.3
TOTAL	20	3	40	0	44	13.3	2.0

KICK RETURNS	G	No.	Yds	TD	Lg	Avg/R	Avg/G
2015	4	0	0	0	0	0.0	0.0
2016	4	8	241	0	59	30.1	60.2
2017	12	18	354	0	29	19.7	29.5
TOTAL	20	26	595	0	59	22.9	29.8

ALL PURPOSE	G	Rush	Rec	PR	KR	IR	Total	Avg/G
2015	4	56	0	0	0	0	56	14.0
2016	4	57	18	0	241	0	316	79.0
2017	12	109	98	40	354	0	601	50.1
TOTAL	20	222	116	40	595	0	973	48.7



56

TOBENNA OKEKE**DE**6-3 | 245 | Sr. | 4th Year
Missouri City, Texas (Elkins HS)

CAREER GAMES: 47

STARTS: 25

2017 (SENIOR): Named an All-Mountain West second team selection ... tied for the team-lead in sacks with 5.0 and ranked second on the team in tackles for loss with 9.0 ... ranked ninth in the Mountain West in sacks per game (0.38) ... led the team with three forced fumbles ... one of five individuals in the MW to record three forced fumbles – the league-high was shared by two individuals with four ... owned the 10th-most tackles on the team with 33 stops ... recorded a single-game high six tackles in respective games vs. UNLV on Oct. 28 and at Hawai'i on Nov. 11 ... tallied at least two tackles in nine of 13 games ... recorded at least 1.0 TFL in six of 13 games ... notched a single game career-high 3.0 sacks in the Bulldogs' 31-21 win over Hawai'i – one of 43 individuals to record 3.0 sacks or more in a single game in the nation in 2017 and the first Bulldog to record 3.0 sacks in game since 2014 ... also forced two fumbles at Hawai'i, marking the first time a Bulldog forced two in a game since 2012.

PERSONAL: Born in Nigeria ... son of Petronilla and Gabriel Okeke ... the second oldest of five siblings - has two brothers, Gabriel and Mitchell, and two sisters, Tracy and Cynthia ... major at Fresno State is business administration-sports marketing.

TOBENNA OKEKE'S GAME-BY-GAME

2017 - Senior	Tackles			TFL-Yds	Sacks-Yds	FF	FR	QBH
	UA	A	Total					
Incarate Word	0	0	0	0.0-0	0.0-0	0	0	0
at No. 1 Alabama	1	1	2	0.0-0	0.0-0	0	0	0
at No. 6 Washington	2	0	2	1.0-2	0.0-0	0	0	0
Nevada	1	2	3	1.0-1	0.0-0	0	0	0
at San Jose State	2	3	5	1.0-4	1.0-4	0	0	0
New Mexico	1	1	2	1.0-4	1.0-4	1	0	0
at San Deigo State	0	0	0	0.0-0	0.0-0	0	0	0
UNLV	4	2	6	2.0-3	0.0-0	0	0	0
BYU	1	0	1	0.0-0	0.0-0	0	0	0
at Hawai'i	5	1	6	3.0-16	3.0-16	2	0	0
at Wyoming	0	2	2	0.0-0	0.0-0	0	0	0
No. 23 Boise State	2	1	3	0.0-0	0.0-0	0	0	1
at Boise State	0	1	1	0.0-0	0.0-0	0	0	0
TOTALS	19	14	33	9.0-30	5.0-24	3	0	1

TOBENNA OKEKE'S CAREER STATS

TACKLES	G	UA	A	TOTAL	TFL	YDS	PD	FF	FR	BLKD	QBH
2014	13	3	2	5	2.5	7	0	0	0	0	1
2015	9	13	9	22	3.5	10	0	0	0	0	3
2016	12	22	30	52	2.5	17	0	1	0	0	2
2017	13	19	14	33	9.0	30	0	3	0	0	1
TOTAL	47	57	55	112	17.5	64	0	4	0	0	7

SACKS	G	UA	A	TOTAL	YDS
2014	13	1	1	1.5	6
2015	9	1	0	1.0	6
2016	12	2	1	2.5	17
2017	13	5	0	5.0	24
TOTAL	47	9	2	10.0	53

TOBENNA OKEKE'S SINGLE-GAME HIGHS

Solo Tackles: 5 (at Hawai'i, 11/11/17)
 Total Tackles: 9 (Air Force, 10/28/16)
 TFLs: 3.0 (at Hawai'i, 11/11/17)
 Sacks: 3.0 (at Hawai'i, 11/11/17)
 Fumble: 2 (at Hawai'i, 11/11/17)



10

NELA OTUKOLO**ILB**5-11 | 240 | Jr. | 3rd Year
Las Vegas, Nev. (Bishop Gorman HS)

CAREER GAMES: 30

STARTS: 5

2017 (JUNIOR): Played in 12 of the Bulldogs' 13 games, serving primary duty on the special team's unit ... posted six tackles on the season ... logged two contests with season bests of two tackles – vs. Incarnate Word on Sept. 2 and at San Diego State on Oct. 21.

PERSONAL: Born in Hawai'i ... major at Fresno State is pre-psychology.

NELA OTUKOLO'S CAREER STATS

TACKLES	G	UA	A	Total	TFL	Yds	PD	FF	FR	Blkd	QBH
2015	8	16	9	25	3.5	16	0	0	1	0	0
2016	10	27	21	48	5.5	10	1	1	0	0	0
2017	12	3	3	6	0.0	0	0	0	0	0	0
TOTAL	30	46	33	79	9.0	26	1	1	1	0	0

SACKS	G	UA	A	Total	Yds
2015	8	2	0	2.0	15
2016	10	1	1	1.5	3
2017	12	0	0	0.0	0
TOTAL	30	3	1	3.5	18



87

NAMANI PARKER**WR**6-4 | 198 | Jr. | 3rd Year
Roseville, Calif. (American River/Oakmont HS)

CAREER GAMES: 11

2017 (JUNIOR): Made one start and played in 11 games ... first career start came on Sept. 30 against Nevada ... for the season, recorded one catch for 1-yard, coming in the Sept. 30 game against Nevada.

PERSONAL: Majoring in communication at Fresno State.



78

DAVID PATTERSON**OL**6-5 | 302 | Sr. | 5th Year
Irvine, Calif. (Woodbridge HS)

CAREER GAMES: 25

STARTS: 25

2017 (SENIOR): Started all 13 games, extending his streak to 25 games ... member of an offensive line unit that ranks fifth in the nation in sacks allowed, having allowed just nine sacks all season, a clip of 0.69 per game ... the unit ranks third in the nation in tackles for loss allowed, having allowed 40 TFLs, a rate of 3.08 TFLs allowed per game ... the offensive line helped keep six opponents without a sack this season ... the Fresno State offensive line didn't allow a tackle for loss in a crucial 27-3 win over San Diego State, marking the first time since a Bulldogs offensive line did not allow a tackle for loss in a game since Sept. 10, 2011 at Nebraska ... the Bulldogs, who are averaging 156.8 yards on the ground, have run for 2,039 yards on the season – the most since 2014.

PERSONAL: Born in Jacksonville, N.C. ... son of Julie and David Patterson ... has one younger brother, Jarrett ... major at Fresno State is business administration-computer information systems.



4

DEONTE PERRY

RB

6-0 | 185 | RFr. | 2nd Year
Canoga Park, Calif. (Canoga Park HS)

CAREER GAMES: 1

2017 (REDSHIRT FRESHMAN): Appeared in one game ... rushed for 31 yards on eight carries against Incarnate Word on Sept. 2.

PERSONAL: Born in Madera, Calif. ... son of Tanya Perry ... has an older brother, Keondre and an older sister Dana ... major at Fresno State is kinesiology-exercise science.



74

RYAN POPOLIZIO

OL

6-7 | 311 | Sr. | 4th Year
Fremont, Calif. (St. Francis HS/San Mateo College)

CAREER GAMES: 14

2017 (SENIOR): Made five appearances between the offensive line and special teams ... saw time in five of the first six games of the season.

PERSONAL: Born in Newark, Calif. ... parents are Jill and Robert Popolizio ... has one older sibling, Laurel ... his uncle and aunt are both former student-athletes at San Diego State – Erik Plantenberg (baseball) and Jennifer Plantenberg (tennis) ... major at Fresno State is finance.



2

DeSHAWN POTTS

DB

6-0 | 200 | Jr. | 4th Year
Monrovia, Calif. (Monrovia HS)

CAREER GAMES: 33

STARTS: 18

2017 (JUNIOR): Played in all 13 games, starting the first five ... totaled 10 tackles and one pass breakup ... credited with three tackles at No. 1 Alabama on Sept. 9 ... collected a season-high four tackles and a pass breakup at San Jose State on Oct. 7.

PERSONAL: Born in Duarte, Calif. ... son of Grenetta Young and Derrick Potts ... has one older brother, David ... his cousin, Demetrius Jackson, is a junior cornerback at Portland State ... kinesiology-exercise science major.

DESHAWN POTTS' CAREER STATS

TACKLES	G	UA	A	Total	TFL	Yds	PD	FF	FR	Blkd	QBH
2015	8	13	5	18	0.0	0	2	0	0	0	0
2016	12	29	30	59	1.0	1	5	0	1	1	0
2017	13	6	4	10	0.0	0	1	0	0	0	0
TOTAL	33	48	39	87	1.0	1	8	0	1	1	0



16

JARED RICE

TE

6-5 | 228 | So. | 3rd Year
Modesto, Calif. (Central Catholic HS)

CAREER GAMES: 23

STARTS: 5

2017 (SOPHOMORE): Played in 12 of the Bulldogs' 13 games, making five starts ... fourth on the team with 304 receiving yards ... collected 16 receptions on the year, with five going for more than 20 yards ... caught two touchdowns ... caught a career-long 65-yard touchdown pass in the season-opener vs. Incarnate Word on Sept. 2 ... made a single game career-best three receptions at No. 6 Washington on Sept. 16, went on to match that career-high in back-to-back games against Boise State on Nov. 25 and again in the Mountain West Championship game on Dec. 2, logging three catches in each of those games.

PERSONAL: Born in Modesto, Calif. ... son of Juleana and Jeff Rice ... has two brothers, Justin and Jack ... father played quarterback at Cal during the 1984 season and at UC Davis from 1985-88 ... lists his hobbies as all things sports and computer games ... favorite athlete is Peyton Manning because of the way he played and his leadership qualities ... biggest athletic thrill is having three state title rings ... major at Fresno State is kinesiology.

JARED RICE'S GAME-BY-GAME

2017 - Junior	Receiving			
	Rec.	Yds.	TD	Long
Incarnate Word	1	65	1	65
at No. 1 Alabama	1	10	0	10
at No. 6 Washington	3	43	0	19
Nevada	0	0	0	0
at San Jose State	0	0	0	0
New Mexico	1	22	0	22
at San Diego State	0	0	0	0
UNLV	-	-	-	-
BYU	1	3	0	3
at Hawai'i	2	31	1	25
at Wyoming	1	32	0	32
No. 23 Boise State	3	54	0	36
at Boise State	3	44	0	22
Totals	16	304	2	65

JARED RICE'S CAREER STATS

RECEIVING	G	Rec	Yds	TD	Lg	Rec/G	Avg/C	Avg/G
2016	11	4	6	2	3	0.4	1.5	0.5
2017	12	16	304	2	65	1.3	19.0	25.3
TOTAL	23	20	310	4	65	0.9	15.5	13.5

SCORING	G	TD	Rush	Pass	Retn	PAT	2PAT	FG	Total	Avg/G
2016	11	2	0	2	0	0	0	0	12	1.1
2017	12	2	0	2	0	0	0	0	12	1.0
TOTAL	23	4	0	4	0	0	0	0	24	1.0



29

JUSTIN RICE

LB

6-2 | 210 | So. | 2nd Year
Modesto, Calif. (Central Catholic HS)

CAREER GAMES: 16

STARTS: 1

2017 (SOPHOMORE): Played in 10 games after making the move to the defensive side of the ball during the offseason ... recorded nine tackles with 2.5 tackles for loss ... made his first career TFL in the season opener vs. Incarnate Word on Sept. 2 ... saw his best game of the season come at No. 6 Washington on Sept. 16, making five stops and one tackle for loss.

PERSONAL: Born in Modesto, Calif. ... son of Jeff and Juleana Rice ... his older brother Jared is a third-year sophomore tight end on the Fresno State football team, also has a younger brother, Jack ... his father Jeff played football at Cal (1984) and UC Davis (1985-88) ... has not declared a major at Fresno State.



89

KYLE RIDDERING**TE**

6-6 | 240 | Jr. | 4th Year

Fresno, Calif. (Clovis North HS)

CAREER GAMES: 34

STARTS: 17

2017 (JUNIOR): Played in all 13 games, starting eight games which included the first seven games of the season ... made six receptions for 44 yards ... caught first career touchdown vs. Incarnate Word on Sept. 2 ... made two receptions at No. 1 Alabama for 20 yards on Sept. 9 ... caught one pass for a career-long 21 yards vs. UNLV on Oct. 28.

PERSONAL: Born in Folsom, Calif. ... son of Catherine and Alex Riddering ... has one younger sister ... favorite athlete is Calvin Johnson ... construction management major at Fresno State.

KYLE RIDDERING'S GAME-BY-GAME

2017 - Junior	Receiving			
	Rec.	Yds.	TD	Long
Incarnate Word	1	2	1	2
at No. 1 Alabama	2	20	0	11
at No. 6 Washington	0	0	0	0
Nevada	1	3	0	3
at San Jose State	0	0	0	0
New Mexico	0	0	0	0
at San Diego State	0	0	0	0
UNLV	1	21	0	21
BYU	0	0	0	0
at Hawai'i	1	-2	0	0
at Wyoming	0	0	0	0
No. 23 Boise State	0	0	0	0
at Boise State	0	0	0	0
Totals	6	44	1	21

KYLE RIDDERING'S CAREER STATS

RECEIVING	G	Rec	Yds	TD	Lg	Rec/G	Avg/C	Avg/G
2015	9	2	7	0	4	0.2	3.5	0.8
2016	12	7	33	0	12	0.6	4.7	2.8
2017	13	6	44	1	21	0.5	7.3	3.4
TOTAL	34	15	84	1	21	0.4	5.6	2.5

SCORING	G	TD	Rush	Pass	Retn	PAT	2PAT	FG	Total	Avg/G
2015	9	0	0	0	0	0	0	0	0	0.0
2016	12	0	0	0	0	0	0	0	0	0.0
2017	13	1	0	1	0	0	0	0	6	0.5
TOTAL	34	1	0	1	0	0	0	0	6	0.2

KYLE RIDDERING'S SINGLE-GAME BESTS

Receptions: 3 (at Utah State, 10/22/16)
 Receiving Yards: 21 (vs. UNLV, 10/28/17)
 Receiving TDs: 1 (vs. Incarnate Word, 9/2/17)



20

RONNIE RIVERS**RB**

5-8 | 175 | Fr. | 1st Year

Brentwood, Calif. (Freedom HS)

CAREER GAMES: 12

STARTS: 6

2017 (FRESHMAN): Started five of the first six games of the season at running back as a true freshman ... made six starts while playing in 12 of the Bulldogs' 13 games ... made the most starts at running back for a Bulldog true freshman since Calvin Scruggs in 1984 (7) ... totaled 473 yards and five touchdowns on 95 carries ... rushed nine times for 60 yards and a touchdown in his first start on Sept. 2 ... picked up 82 yards on the ground and a touchdown on 12 carries in the conference opener vs. Nevada on Sept. 30 ... recorded first-career 100-yard rushing game, carrying the ball a season-high 19 times for 105 yards and two touchdowns at San Jose State on Oct. 7.

PERSONAL: Born in Castro Valley, Calif. ... son of Ron and Myla Rivers ... father Ron is Fresno State's second-leading rusher (3,473) in school history, who played at Fresno State from 1991-93 ... sister is Malia Rivers, also a Bulldog alum, who completed her senior softball season at Fresno State in 2017 ... also has a younger brother, Devon ... lists his favorite athletic thrill as any time he rushes for a touchdown ... major at Fresno State is computer engineering.

RONNIE RIVERS' GAME-BY-GAME

2017 - Freshman	Rushing				Receiving			
	No.	Yds.	TD	Long	Rec.	Yds.	TD	Long
Incarnate Word	9	60	1	30	3	22	0	12
at No. 1 Alabama	9	29	0	9	1	6	0	6
at No. 6 Washington	10	29	0	11	0	0	0	0
Nevada	12	82	1	16	2	24	0	16
at San Jose State	19	105	2	15	4	15	0	14
New Mexico	6	39	1	28	0	0	0	0
at San Diego State	-	-	-	-	-	-	-	-
UNLV	0	0	0	0	0	0	0	0
BYU	3	14	0	5	1	7	0	7
at Hawai'i	11	53	0	15	1	8	0	8
at Wyoming	7	33	0	9	2	20	1	21
No. 23 Boise State	5	12	0	4	3	8	0	4
at Boise State	4	17	0	8	1	11	0	11
Totals	95	473	5	30	18	121	1	21

RONNIE RIVERS' SINGLE-GAME BESTS

Carries: 19 (at San Jose State, 10/7/17)
 Yards: 105 (at San Jose State, 10/7/17)
 Touchdowns: 2 (at San Jose State, 10/7/17)
 Long Rush: 30 (vs. Incarnate Word, 9/2/17)





8

DA'MARI SCOTT

WR

6-1 | 210 | RSr. | 5th Year

Muskegon Heights, Mich.

(Cathedral HS [Los Angeles, Calif.])

CAREER GAMES: 48

STARTS: 20

2017 (REDSHIRT SENIOR): Played in all 13 games with 10 starts after sitting out the 2016 season ... nearly doubled his single-season high in receptions, catching 53 passes for a career-best 532 yards, ranking second on the team in both categories ... ranked second on the team in all-purpose yards with 859, adding 218 kick return yards, 91 rushing yards and seven punt return yards ... ranked eighth in the Mountain West in receptions per game (4.08) ... posted a career-best seven receptions on three occasions – at No. 1 Alabama (Sept. 9), at San Jose State (Oct. 7) and at Hawai'i (Nov. 11) ... caught seven balls for 67 yards, and returned a kickoff for 67 yards to set up the Bulldogs' only touchdown at No. 1 Alabama ... made five receptions for 40 yards and a touchdown at No. 6 Washington on Sept. 16 ... had a season-high 82 yards on seven receptions at Hawai'i.

PERSONAL: Son of the late Donna Covington, and Darreco Scott ... has three siblings - Dakiya, Dominique and Darreco ... major is africana studies.

DA'MARI SCOTT'S GAME-BY-GAME

2017 - Senior	Rushing			Receiving			Kick Ret.			All-Purp
	Att	Yds	TD	Rec	Yds	TD	#	Yds	TD	
Incarnate Word	0	0	0	2	32	0	2	42	0	74
at No. 1 Alabama	2	10	0	7	67	0	3	94	0	171
at No. 6 Washington	0	0	0	5	40	1	1	18	0	58
Nevada	1	15	0	4	50	0	1	16	0	81
at San Jose State	0	0	0	7	45	0	0	0	0	45
New Mexico	0	0	0	1	1	0	0	0	0	1
at San Diego State	0	0	0	3	57	0	0	0	0	57
UNLV	2	18	0	4	28	0	0	0	0	46
BYU	1	3	0	4	61	0	0	0	0	64
at Hawai'i	1	10	0	7	82	0	0	0	0	99
at Wyoming	0	0	0	4	42	0	0	0	0	42
No. 23 Boise State	2	10	0	3	35	0	1	25	0	70
at Boise State	4	25	0	2	3	0	1	23	0	51
TOTALS	13	91	0	53	543	1	9	218	0	859

DA'MARI SCOTT'S CAREER STATS

RUSHING							
G	Att	Yds	TD	Lg	Avg/C	Avg/G	
2013	10	0	0	0	0.0	0.0	
2014	14	0	0	0	0.0	0.0	
2015	11	1	3	0	3.0	0.3	
2017	13	13	91	0	15	7.0	7.0
TOTAL	48	14	94	0	15	6.7	2.0
RECEIVING							
G	Rec	Yds	TD	Lg	Rec/G	Avg/C	Avg/G
2013	10	2	19	0	11	0.2	9.5
2014	14	8	214	1	81	0.6	26.8
2015	11	24	364	3	42	2.2	15.2
2017	13	53	543	1	35	4.1	10.2
TOTAL	48	87	1140	5	81	1.8	13.1
PUNT RETURNS							
G	No.	Yds	TD	Lg	Avg/R	Avg/G	
2013	10	0	0	0	0.0	0.0	
2014	14	1	14	0	0	14.0	1.0
2015	11	5	32	0	21	6.4	2.9
2017	13	1	7	0	7	7.0	0.5
TOTAL	48	7	53	0	21	7.6	1.1
KICK RETURNS							
G	No.	Yds	TD	Lg	Avg/R	Avg/G	
2013	10	20	392	0	31	19.6	39.2
2014	14	16	329	0	37	20.6	23.5
2015	11	26	579	0	66	22.3	52.6
2017	13	9	218	0	63	24.2	16.8
TOTAL	48	71	1518	0	66	21.4	31.6
ALL PURPOSE							
G	Rush	Rec	PR	KR	IR	Total	Avg/G
2013	10	0	19	0	392	0	411
2014	14	0	214	14	329	0	557
2015	11	3	364	32	579	0	978
2017	13	91	543	7	218	0	859
TOTAL	48	94	1140	53	1518	0	2805

DA'MARI SCOTT'S SINGLE-GAME BESTS

Receptions: 7 (3x, last at Hawai'i, 11/11/17)
 Receiving Yards: 102 (vs. Southern Utah, 9/20/14)
 Receiving Touchdowns: 2 (at Hawai'i, 11/14/15)
 Long reception: 81 (vs. Southern Utah, 9/20/14)



22

TRENT SOECHTING

ILB

6-3 | 220 | Jr. | 4th Year

Katy, Texas (Cinco Ranch HS/Blinn College)

CAREER GAMES: 25

2017 (JUNIOR): Played in all 13 games ... totaled 11 tackles, five solo, on the season ... made a season-high four stops and registered a pass breakup vs. Nevada on Sept. 30 ... had three tackles at No. 1 Alabama on Sept. 9.

PERSONAL: Born in Austin, Texas ... son of Mike and Carol Soechting ... has two sisters, Robin and Maria-Eleni, and two brothers, Chad and Casey ... major at Fresno State is construction management.

TRENT SOECHTING'S CAREER STATS

TACKLES	G	UA	A	Total	TFL	Yds	PD	FF	FR	Blkd	QBH
2016	12	17	19	36	2.0	9	0	0	0	0	0
2017	13	5	6	11	0.0	0	1	0	0	0	0
TOTAL	25	22	25	47	2.0	9	1	0	0	0	0



73

MICAH ST. ANDREW

OL

6-3 | 343 | Jr. | 4th Year

Rialto, Calif. (Eisenhower HS)

CAREER GAMES: 34

STARTS: 30

2017 (JUNIOR): Started all 13 games, extending his streak to 28 games ... member of an offensive line unit that ranks fifth in the nation in sacks allowed, having allowed just nine sacks all season, a clip of 0.69 per game ... the unit ranks third in the nation in tackles for loss allowed, having allowed 40 TFLs, a rate of 3.08 TFLs allowed per game ... the offensive line helped keep six opponents without a sack this season ... the Fresno State offensive line didn't allow a tackle for loss in a crucial 27-3 win over San Diego State, marking the first time since a Bulldogs offensive line did not allow a tackle for loss in a game since Sept. 10, 2011 at Nebraska ... the Bulldogs, who are averaging 156.8 yards on the ground, have run for 2,039 yards on the season – the most since 2014.

PERSONAL: Born in Long Beach, Calif. ... son of Melizza and Michael St. Andrew ... has one older brother, Mataese ... hobbies include playing football, music, engineering, video games and tech ... major at Fresno State is economics.





32

ROBERT STANLEY

ILB

6-3 | 245 | Sr. | 5th Year

Las Vegas, Nev. (Bishop Gorman HS)

CAREER GAMES: 32

STARTS: 23

2017 (SENIOR): Started all 13 games at defensive end after making the move from linebacker during fall camp ... led the Bulldogs with 10.5 tackles for loss ... second on the team with a career-best four sacks for a loss of 28 yards ... totaled 34 tackles (24 solo) on the season ... recorded three stops and 1.5 tackles for loss at No. 6 Washington on Sept. 16 ... posted a career-high 3.0 TFLs and his first career sack at San Diego State in a season-high five-tackle performance on Oct. 21 ... made three tackles and a sack against BYU on Nov. 4 ... picked up a sack at Hawai'i on Nov. 11 ... registered five tackles on senior day versus Boise State on Nov. 25.

PERSONAL: Born in Los Angeles, Calif. ... son of Juli and Ron Stanley ... father is a pilot ... has two older brothers, Ronnie and Jaron, and three sisters, Raychel (younger), Danielle (older) and LaTonya (older) ... his older brother Ronnie was a 2015 consensus All-America offensive lineman at Notre Dame and the No. 6 overall pick of the 2016 NFL Draft by the Baltimore Ravens ... Robert is the first Las Vegas prospect to come to Fresno State since linebacker Ben Jacobs (Silverado HS), who was a two-time All-WAC selection for the Bulldogs and had 387 tackles in his career that ended in 2010 ... business management major at Fresno State.

ROBERT STANLEY'S GAME-BY-GAME

2017 - Senior	Tackles			TFL-Yds	Sacks-Yds	FF	FR	QBH
	UA	A	Total					
Incarnate Word	3	0	3	1.0-5	0.0-0	0	0	0
at No. 1 Alabama	1	1	2	0.5-4	0.0-0	0	0	0
at No. 6 Washington	1	2	3	1.5-2	0.0-0	0	0	0
Nevada	0	0	0	0.0-0	0.0-0	0	0	0
at San Jose State	3	1	4	0.0-0	0.0-0	0	1	0
New Mexico	0	0	0	0.0-0	0.0-0	0	0	0
at San Deigo State	5	0	5	3.0-17	1.0-9	0	0	0
UNLV	3	1	4	1.0-2	0.0-0	1	0	0
BYU	2	1	3	1.0-7	1.0-7	0	0	0
at Hawai'i	2	0	2	1.0-8	1.0-8	0	1	0
at Wyoming	1	1	2	0.0-0	0.0-0	0	0	0
No. 23 Boise State	2	3	5	0.5-1	0.0-0	0	0	0
at Boise State	1	0	1	1.0-4	1.0-4	0	0	0
TOTALS	24	10	34	10.5-50	4.0-28	1	2	0

ROBERT STANLEY'S CAREER STATS

TACKLES	G	UA	A	Total	TFL	Yds	PD	FF	FR	Blkd	QBH
2014	0	0	0	0	0.0	0	0	0	0	0	0
2015	9	11	9	20	0.0	0	1	0	0	0	0
2016	10	29	25	54	3.0	4	0	0	0	1	0
2017	13	24	10	34	10.5	50	3	1	2	0	0
TOTAL	32	64	44	108	13.5	54	4	1	2	1	0

SACKS	G	UA	A	Total	Yds
2014	0	0	0	0.0	0
2015	9	0	0	0.0	0
2016	10	0	0	0.0	0
2017	13	4	0	4.0	28
TOTAL	32	4	0	4.0	28

ROBERT STANLEY'S SINGLE-GAME BESTS

Solo Tackles: 6 (2x, last vs. Tulsa, 9/24/16)
 Total Tackles: 12 (vs. San Jose State, 11/26/16)
 Forced Fumble: 1 (vs. UNLV, 10/28/17)
 Fumble Recovery: 1 (2x, last at Hawai'i, 11/11/17)



88

DAVID TANGIPA

TE

6-5 | 240 | Jr. | 4th Year

Sacramento, Calif. (Foothill HS)

CAREER GAMES: 30

STARTS: 1

2017 (JUNIOR): Played in all 13 games ... made one reception on the year, the first of his career, a three-yard touchdown at Hawai'i on Nov. 11.

PERSONAL: Born in Sacramento, Calif. ... son of Larry and Tupou Entwistle ... has three brothers, Robert, Jonathan and Jack, and one sister, Brittney ... major at Fresno State is political science.



65

SYRUS TUITELE

OL

6-6 | 298 | Fr. | 1st Year

Chico, Calif. (Pleasant Valley HS)

CAREER GAMES: 8

2017 (FRESHMAN): Appeared in eight games ... primarily saw action on the line for field goals and PATs.

PERSONAL: Born in Chico, Calif. ... son of Moletoa and Faailo Tuitele ... has six siblings, Tafa, MJ, Sierra, Sirena, Sabrina, Saphyrre ... father coached at Butte College from 2002-09 ... cousin A.J. Epenesa plays at Iowa ... former Pleasant Valley teammate Ashton Morgan plays at UNLV ... favorite athlete is J.J. Watt because his work ethic matches his success ... major at Fresno State is art-graphic design.



44

STEPHEN VAN HOOK

DE

6-2 | 245 | Sr. | 5th Year

Perris, Calif. (Citrus Hill HS)

CAREER GAMES: 20

2017 (SENIOR): Appeared in all 13 games ... totaled 11 tackles, 3.5 tackles for loss and two sacks on the season ... posted a career-best three tackles, including the first sack of his career versus Nevada on Sept. 30 ... recorded two tackles and a sack at San Diego State ... made two stops in the Mountain West Championship game at Boise State on Dec. 2.

PERSONAL: Born in Riverside, Calif. ... son of Cheryl and Stephen Van Hook ... mother is a nurse and father works as a probation officer ... has one younger brother, Jayson ... criminology-law enforcement major.

STEPHEN VAN HOOK'S GAME-BY-GAME

2017 - Senior	Tackles			TFL-Yds	Sacks-Yds	FF	FR	QBH
	UA	A	Total					
Incarnate Word	1	0	1	1.0-3	0.0-0	0	0	0
at No. 1 Alabama	0	0	0	0.0-0	0.0-0	0	0	0
at No. 6 Washington	0	0	0	0.0-0	0.0-0	0	0	0
Nevada	1	2	3	1.0-12	1.0-12	0	0	1
at San Jose State	0	1	1	0.5-0	0.0-0	0	0	0
New Mexico	0	0	0	0.0-0	0.0-0	0	0	0
at San Deigo State	1	1	2	1.0-3	1.0-3	0	0	0
UNLV	1	0	1	0.0-0	0.0-0	0	0	0
BYU	0	0	0	0.0-0	0.0-0	0	0	0
at Hawai'i	1	0	1	0.0-0	0.0-0	0	0	0
at Wyoming	0	0	0	0.0-0	0.0-0	0	0	0
No. 23 Boise State	0	0	0	0.0-0	0.0-0	0	0	0
at Boise State	1	1	2	0.0-0	0.0-0	0	0	0
TOTALS	6	5	11	3.5-18	2.0-15	0	0	1



STEPHEN VAN HOOK'S CAREER STATS

TACKLES	G	UA	A	Total	TFL	Yds	PD	FF	FR	Blkd	QBH
2016	7	0	0	0	0.0	0	0	0	0	0	0
2017	13	6	5	11	3.5	18	0	0	0	0	1
TOTAL	20	6	5	11	3.5	18	0	0	0	0	1

SACKS	G	UA	A	Total	Yds
2016	7	0	0	0.0	0
2017	13	2	0	2.0	15
TOTAL	20	2	0	2.0	15

STEPHEN VAN HOOK'S SINGLE-GAME HIGHS

Solo Tackles: 1 (6x, last at Boise State, 12/2/17)

Total Tackles: 3 (vs. Nevada, 9/30/17)

Sacks: 1.0 (3x, last at San Diego State, 10/21/17)



5

CHASON VIRGIL

QB

6-1 | 192 | So. | 3rd Year

Mesquite, Texas (West Mesquite HS)

CAREER GAMES: 24

STARTS: 14

2017 (SOPHOMORE): Played 11 games, starting the first three games of the season at quarterback ... totaled 524 yards, three touchdowns and two interceptions on 48-of-83 attempts ... passed for a season-high 246 yards and a touchdown against Incarnate Word on Sept. 2 ... threw for 180 yards and a 26-yard TD on 21-of-34 passing at No. 1 Alabama on Sept. 9 ... passed for 98 yards and a touchdown at No. 6 Washington on Sept. 16.

PERSONAL: Son of Steve and Patrice Virgil ... has one brother, Chazz, and two sisters, Chasea and Chasatey ... brother is the wide receivers coach at West Mesquite High School where he graduated from ... communication major at Fresno State.

CHASON VIRGIL'S GAME-BY-GAME

2017 - Junior	Rushing				Passing						
	Att.	Yds.	TD	Lg	Cmp	Att	Int	Yds	TD	Lg	
Incarnate Word	0	0	0	0	16	29	0	246	1	40	
at No. 1 Alabama	3	2	0	11	21	34	1	180	1	30	
at No. 6 Washington	2	4	0	8	11	20	1	98	1	19	
Nevada	0	0	0	0	0	0	0	0	0	0	
at San Jose State	0	0	0	0	0	0	0	0	0	0	
New Mexico	0	0	0	0	0	0	0	0	0	0	
at San Diego State	0	0	0	0	0	0	0	0	0	0	
UNLV	0	0	0	0	0	0	0	0	0	0	
BYU	0	0	0	0	0	0	0	0	0	0	
at Hawai'i	0	0	0	0	0	0	0	0	0	0	
at Wyoming	0	0	0	0	0	0	0	0	0	0	
No. 23 Boise State	0	0	0	0	0	0	0	0	0	0	
Boise State	0	0	0	0	0	0	0	0	0	0	
TOTALS	5	6	0	11	48	83	2	524	3	40	

CHASON VIRGIL'S CAREER STATS

PASSING	G	Att	Cmp	Int	Yds	TD	Lg	Pct	Avg/P	Avg/G	Effic
2015	3	56	31	3	298	3	37	55.4	5.3	99.3	107.0
2016	10	322	166	10	2021	13	85	51.6	6.3	202.1	111.4
2017	11	83	48	2	524	3	40	57.8	6.3	47.6	118.0
TOTAL	24	461	245	15	2843	19	85	53.1	6.2	118.5	112.0

RUSHING	G	Att	Yds	TD	Lg	Avg/C	Avg/G
2015	3	9	53	0	10	5.9	17.7
2016	10	77	122	2	28	1.6	12.2
2017	11	5	6	0	11	1.2	0.5
TOTAL	24	91	181	2	28	2.0	7.5

TOTAL OFFENSE	G	Rush	Pass	Total	Avg/G
2015	3	53	298	351	117.0
2016	10	122	2021	2143	214.3
2017	11	6	524	530	48.2
TOTAL	24	181	2843	3024	126.0

CHASON VIRGIL'S SINGLE-GAME HIGHS

Rushing Yards: 19 (Tulsa, 9/24/16)

Pass Attempts: 45 (2x, last at UNLV, 10/1/16)

Pass Completions: 27 (Utah State, 10/22/16)

Yards: 303 (Air Force, 10/28/16)

TD: 3 (Air Force, 10/28/16)



53

JACOB WESTBERRY

LS

6-3 | 235 | RFr. | 2nd Year

Bradenton, Fla. (Saint Stephen's Episcopal)

CAREER GAMES: 13

2017 (REDSHIRT FRESHMAN): Played in all 13 games as the team's primary long snapper ... recorded two tackles on the year, one at No. 6 Washington on Sept. 16 and another in the Mountain West Championship game at Boise State on Dec. 2.

PERSONAL: Son of Alisha and Michael Westberry ... has two younger brothers, Cade and Steven ... pre-business major at Fresno State.



66

QUIREO WOODLEY

OL

6-4 | 300 | Fr. | 1st Year

Murrieta, Calif.

(Murrieta Valley HS/Fresno City College)

CAREER GAMES: 12

2017 (FRESHMAN): Played in 12 of 13 games ... primarily saw action on the line for field goals and PATs.

PERSONAL: Born in Virginia Beach, Va. ... son of Fatimah Harvey ... has a god daughter, Ling Ling ... undecided on major at Fresno State.



31

ANDREW WRIGHT

SAM

6-2 | 210 | RFr. | 2nd Year

Buena Park, Calif. (Buena Park HS)

CAREER GAMES: 10

2017 (REDSHIRT FRESHMAN): Played in 10 games ... primarily saw time on special teams ... did not record any statistics.

PERSONAL: Born in Long Beach, Calif. ... son of Anthony and Stephanie Fernandez ... has two younger sisters, Abigail and Alexandria ... is a criminology-law enforcement major at Fresno State.





From 1-11 to who knows? Bulldogs are smashing through even the wildest expectations

BY MAREK WARSZAWSKI
marekw@fresnobee.com
OCTOBER 22, 2017 12:48 PM

Oh, OK. It's going to be one of those seasons.

The kind even a bird of prey couldn't see coming. That have no rational or logical explanation. That at first leave fans scratching their eyeballs for confirmation and then giddy with disbelief.

Fresno State 27, San Diego State 3.

"We made a statement tonight," running back Josh Hokit said after scoring all three Bulldogs touchdowns Saturday night at SDCCU Stadium in San Diego. "Just beat down a San Diego State team that's very good."

Brings to mind the Mountain West preseason poll that had the Aztecs getting all 28 first-place votes in the West division the Bulldogs finishing dead last.

Think it's too late for a recount?

The same Fresno State team that went 1-11 last season, winless against FBS opponents, is now 5-2 overall, 4-0 in the MW and looking like a cinch to play for the conference title.

Scratch that.

This is a completely different Fresno State team. Only the uniforms are the same.

Where Bulldogs teams of the recent past looked unorganized and disjointed, this one is prepared and unified. Those teams were soft up front and didn't generate big plays in the passing game. This one has an offensive line that opens gaping holes against the MW's stingiest defense while giving quarterback Marcus McMaryion ample time to throw deep.

Defensively, there's no comparison. These Bulldogs fly to the football, but not without breaking ranks. They pressure quarterbacks, produce turnovers and don't miss anywhere near as many tackles.

Sure there are a few new additions – McMaryion being the key one – but largely it's the same roster. Only completely transformed and reenergized.

Remember, this is a team the Las Vegas wise guys bet down to 3½ wins. Insert lol emoji here.

If Jeff Tedford ever gets tired of being a football coach, he might consider launching a second career as a miracle worker.

And now the Bulldogs head home, for back to back games against UNLV and BYU at Bulldog Stadium, teams that are a combined 3-12.

I have a feeling attendance the next two weeks will eclipse 28,090. Call it a hunch.

Now that Fresno State is going off script, it's hard not to wonder how long this roll lasts.

After what they've done in conference play, outscoring opponents 133-34 in four games, the Bulldogs will be heavy or slight favorites every time they take the field. That's not me saying so, it's the algorithms employed by ESPN's Football Power Index.

Fresno State has a 90.2 percent chance to beat UNLV, 86 percent to beat BYU and 80.8 percent to win at Hawaii. Then things get progressively tougher. The Bulldogs, again according to ESPN's computers, have a 67.7 percent chance to beat Wyoming and 58.5 percent to beat Boise State.

These numbers, based on advanced statistics, don't mean anything. Just like preseason polls don't mean anything. But, man, are they wild to look at.

From 1-11 to 9-3 or (gulp) 10-2? Completely nuts but possible.

Everybody loves a winner, and especially when that winner was so recently a big loser. The Bulldogs are already a regional story. If they keep racking up wins, the stage will keep getting bigger.

Those lopsided defeats to Alabama and Washington probably preclude Fresno State from the representing college football's Have Nots in a New Year's Six bowl. But who knows. Teams have gotten there with two losses before (Boise State in 2014).

The fact that I'm even contemplating that scenario is crazy.

Tedford and his coaching staff have clearly done an incredible job turning this program around with so little runway. The locker room is crammed with confidence and belief. Over the next few weeks, as the schedule softens, their biggest challenge shifts to keeping the players' heads down and not caught up in the excitement.

Because Bulldogs fans should be excited, the kind of sweet, giddy excitement that comes with your wildest expectations being smashed.

Marek Warszawski: 559-441-6218, @MarekTheBee

Fresno State's Aaron Mitchell, a senior ahead of his time, looks forward, not backward

BY ROBERT KUWADA
NOVEMBER 23, 2017 03:00 PM

In 2014 when Fresno State was coming off back-to-back conference championships and the big slide had yet to begin, it had Southern Utah, a championship subdivision program, in town for a game and by the second half it was a blowout.

Aaron Mitchell, a precocious freshman offensive lineman who had been in the two-deep since fall camp, got into the game in the fourth quarter for a few plays. They would be the first and last snaps he would get that season.

At the time he didn't think much about burning a redshirt season – four other freshman offensive linemen in that recruiting class sat out that year. He just remembers soaring. "I'm on a high," he said. "I'm a freshman and I got put in, got some playing time. It was cool."

Those plays cost Mitchell a year of eligibility; he is a senior, but could and probably should be a junior with another year of college football available to him.

But as he prepares for his final game at Bulldog Stadium he has too many reasons to look forward to look backward — Senior Day on Saturday against Boise State, a

return matchup against the Broncos for a Mountain West championship in one week and after that, a bowl game.

"I've been given a great opportunity to play ever since I've been a sophomore and I couldn't ask for anything more," Mitchell said. "I could say that I want to get that freshman year back and be a junior this year, but I'm not."

"I'm a senior and I couldn't ask for a better way to go out. I've been blessed with how much I've been able to play. I think I'm on 36 starts or something like that, just some crazy number, and I don't want back any of those days. I love the grind. I love Fresno State. I love this place and I'm looking forward to playing for a championship."

That the Bulldogs are there after going 3-9 in 2015 and 1-11 last season has a lot to do with Mitchell, who has started every game this season and the past 19 at center after starting the previous 16 at left guard.

"When he goes out there, it's going fast and there are people running down your throat, he has to be able to make really quick decisions and do it within the framework of the offense, and he does a great job with that," offensive line coach Ryan Grubb said.

The offensive line, with two more seniors in right tackle David Patterson and backup guard Ryan Popolizio, has been a revelation with the Bulldogs 8-3 and 6-1 with a West Division title in the conference already secured.

A year ago, the Bulldogs were tied for 10th in the Mountain West in tackles for loss allowed with 86.0 and 11th with 7.2 per game. Now they are first with just 36.0 and 3.2 per game.

They were 11th in sacks allowed with 31.0, 2.6 per game. Now they are first with 7.0, 0.6 per game.

This season, working with Grubb, the third position coach for the group in three seasons, rushing yards are up, passing yards are up, scoring is up.

The transition was not without its bumps, but once past spring practices, Mitchell fully engaged, set personal records in the weight room, and was voted a team captain in camp.

"He has really provided a tremendous amount of leadership and I think he's a guy that has really turned the corner, as far as that is concerned," coach Jeff Tedford said.

"I'm really proud of him, because when there's a transition of coaches, there's trust that has to be earned on both sides. I think Aaron for a while was a little skeptical about things, as a lot of people are, not just him, until they find out what you're

about and what the standards are, what the expectations are. Do you care about them as people? How are you going to things? Aaron is knowledgeable enough to know, to make sure, to inspect those things. He's a deep thinker and he really turned the corner."

Back to 2014 and that handful of plays that made up his season, he said simply that things happen for a reason. It's almost a running joke now in the meeting room. "It's kind of funny," Mitchell said. "It has turned into that."

It also has him on track to end his Fresno State career with a title, which was unfathomable a year ago.

"Me and my pops talk about it all the time," Mitchell said. "He brought it to my attention. It's like 12 days of serious football. Everything that I do from today on forward to Saturday and then the following Saturday, we're playing for a ring."

"It's really cool that it's my time to be a senior and I'm definitely looking forward to it."



Hey, you look familiar. Aren't you the Fresno State football program? Welcome back!

BY DAVID WHITE

Are you having fun yet?

Your Fresno State Bulldogs are back in the college football bowling business. A third straight losing season has been abated, thanks to six victories with three to play. A 20-13 victory over Brigham Young saw to all of that Saturday night at Bulldog Stadium.

Does this look at all familiar yet?

They throw the ball like in the Jim Sweeney days, with quarterback Marcus McMaryion throwing deep spirals somewhere over the rainbow.

They run the ball like in the Pat Hill days, mashing the running back firm of Rivers, Mims and Hokit between the hashes as if they've got a game clock to brutally kill.

They ran the swinging gate on an extra-point kick, a shout-out to former special teams maniac John Baxter.

They even play defense like in the Tim DeRuyter days, and we mean the former when they won and not the latter when they didn't.

When new coach Jeff Tedford vowed to bring back Bulldogs football, we had no idea the Fresno State alum meant schematically as much as traditionally.

It's as if Tedford has taken four decades of Fresno State football and compacted it all together into a living, tackling flashback machine. You know what? That works for us.

Wasn't it nice to see the Bulldogs stick it in the eye of BYU, just for old time's sake? You still remember when this was an unholy rivalry in the '90s, before the Cougars left your alma mater behind in the great Western Athletic Conference split.

Isn't it a relief to watch Fresno State not humiliate itself in front of a national ESPN2 television audience, and in a prime-time Saturday night slot, no less? The past year, you needed a TV Guide, Alps expedition team and a blue-tick bloodhound to track down the Bulldogs on the TV dial.

You've got to love seeing a Dinuba kid handing the ball off to a Clovis wrestler, who usually blocks for the son of a Fresno State great. How can you not dig seeing Kevin Sweeney's retired No. 9 jersey back in commission? That would be Mr. Jeffrey Allison with the game-saving turnover late in the fourth quarter.

Fresno State isn't great: last week's loss to UNLV made that case beyond reason's doubt. But, the Bulldogs aren't half bad, either. Given last year's 1-11 ode to program immolation, this is the best thing going, and it comes at a year ahead of anticipated schedule, no less.

Admit it: you're back to complaining that all those wide receiver screens are too predictable, and that the offense gets too conservative. This time a year ago, this team wasn't worth the time to fill out the complaint form at the office.

So go ahead and wish Tedford would call 192 pass plays a game, and then accuse of him of not managing the game clock. Graduate from being happy to just win a flippin' game to the talk-show angst of not winning by enough points.

Just don't forget where this team was this time last year. Realize that no one in college football gets to be perfect except Alabama, while everyone else gets their dreams crushed by unranked teams from the state of Iowa.

Maybe then you'll remember to smile and enjoy this unexpected return to common decency.

Why are Bulldogs suddenly better on defense? 'Even I'm asking myself' says leader

BY MAREK WARSZAWSKI
marekw@fresnobee.com
OCTOBER 17, 2017 04:20 PM

The most veteran of Fresno State's defensive players strokes his bushy red beard trying to come up with an answer to the question everyone has been asking.

Nate Madsen just can't put his finger on it.

Why are the Bulldogs suddenly so much better, especially on his side of the ball?

"Even I'm asking myself," said the senior defensive tackle, who has made 32 career starts. "I'm not a coach or working for ESPN, so it's kind of hard for me to analyze what goes on. All I can really say is that we're working hard, and we're excited about the results."

There are several components to Fresno State's rapid turnaround under first-year coach Jeff Tedford. Let's make that obvious point. Now that they have a quarterback (Marcus McMaryion) who can more consistently deliver the football to their talented receiving corps, the Bulldogs are much more potent on offense. The line and running backs are better, too.

What you might expect from a team coached by a noted offensive mind.

But on the defensive side, no one knew what to make of coordinator Orlando Steinauer and his background in the Canadian Football League.

So far, and apologies for mixing my sports metaphors, the unorthodox hire has been nothing short of a home run.

Fresno State hasn't played a three-game stretch of defense like this, regardless of the opposition, in a long time.

Besides the final 2 minutes of the first half, the Bulldogs completely asphyxiated Nevada in the Mountain West opener. The following week, San Jose State mustered only 10 points and 205 yards on its home turf.

Both were indicators something was brewing. But hanging a doughnut on New Mexico while limiting the Lobos' lauded triple option to its lowest rushing output since 2012?

No one saw that coming.

San Diego State featuring 1,000-yard rusher Rashaad Penny (yes, already) better watch out Saturday night, or they won't know what hit them, either.

"It's a product of hard work and scheme," junior linebacker George Helmuth said. "When the coaches got here we had a real bad problem of not running to the football. Through spring, summer and fall camp that was a huge emphasis."

"Now we're just absorbing what Coach O and the other coaches are teaching us and taking that onto the field. That's what people see."

Certainly the Bulldogs have a different, more varied plan of attack. Steinauer's hybrid 4-3 utilizes multiple fronts and alignments, giving the quarterback and blockers more to think about on every play.

Defensive tackles like Madsen and fellow senior Malik Forrester (suspended by the MW office for Saturday's first half) penetrate the backfield more than in the past. The ends, lined up in a 2-point stance, usually rush the passer but sometimes drop into coverage.

Sophomore Jeffrey Allison's emergence at middle linebacker has been huge. He's exactly the kind of thumper you want at that position. And then there's Helmuth, the Clovis North product who has gone from special teams guy to starting Will linebacker thanks to his tackling and instincts.

In the secondary, Juju Hughes and Mike Bell have both adapted exceedingly well to strong and free safety after beginning their careers on the outside. Those are tremendous personnel moves by Steinauer and defensive backs coach J.D. Williams, knowing they had depth at corner with Jaron Bryant, Johnny Johnson and a much-improved Tank Kelly.

After years of being a punching bag, Fresno State is suddenly ranked 14th in the nation in rushing defense, 21st in total defense and 30th in points allowed – despite those collect-a-paycheck games at Alabama and Washington.

"Yay," Steinauer said with a grin. "Let's make sure it continues."

That's about as much self-congratulation as you're likely to get from the Bulldogs' defensive coordinator, at least during the season.

Much like his boss, Steinauer is not the kind of coach who will pat himself on the back or give pesky reporters much insight into his innermost thoughts.

The 44-year-old couldn't be more pleasant about it. He'll stand there, smile and happily engage in conversation ... all while delivering an upper-division course in Coachspeak.

"I'm dancing around this because I'm not going to speak to what we're looking to," Steinauer replied last week to one of my questions about New Mexico. "Just being honest. What we're doing is what we're doing, and it'll show up on game day."

Steinauer then flashed his pearly whites, probably knowing he was right.

So why are the Bulldogs suddenly so much better on defense, despite having so many of the same players when they were terrible?

Part of it is the scheme. Part of it is conditioning and mindset. Part of it is belief and trust. Part of it is the personnel decisions.

All of that feeds into the collective. Now that players like Madsen have finally gotten a taste of winning, they want to lap up every drop. Without getting ahead of themselves.

"It's just our overall attitude," Madsen said. "We want to be great and we're seeing the results game after game and that makes us feel good. But it's way too early in the year to come out here and throw confetti. We haven't won anything yet."

Marek Warszawski: 559-441-6218, @MarekTheBee



Fresno State beats No. 25 Boise State 28-17 in title preview

Nov 25, 2017
Associated Press

FRESNO, Calif. -- Fresno State beat No. 25 Boise State 28-17 on Saturday in a preview of the Mountain West title game. That much is decided and done with.

Just don't ask Bulldogs coach Jeff Tedford where the rematch should be played. Hired to turn around a 1-11 program last November, Tedford is happy enough his bowl-bound team is still playing.

All he knows for sure is West champion Fresno State (9-3, 7-1) will play Mountain winner Boise State again in one week. They all find out who will host Sunday morning, according to conference officials, who will use four computer rankings, and not Saturday's head-to-head result, as a deciding factor.

"I'm not a lobbyist," Tedford said. "It's out of our control. We didn't go into this game thinking if we win this game, we'll get home-field advantage. We didn't even talk about that.

"We've done what we can do."

What Fresno State has done is unprecedented by its recent standards.

The Bulldogs' eight-win improvement is best in the Football Bowl Subdivision. They beat a nationally ranked team for the first time in 22 tries dating to December 2004. It is the first time in nine games they've beaten a Top 25 Broncos team.

Fresno State did it with a defense that stayed true to its 17.3-point scoring average against a Boise State offense that leads the Mountain West in scoring.

The Broncos failed to score in three of four drives into Fresno State territory in the first half. One-thousand rusher Alexander Mattison was held to 65 yards on 15 carries.

Good luck picking a player of the game. Seven Fresno State defenders had between five and eight tackles, meaning someone was always making a play, even if it was no one in particular.

"We just made mistakes," Mattison said. "They did what they wanted to do against us."

If the Broncos wish to win the rematch, finding a solution to quarterback Marcus McMaryion is a great place to start.

The Oregon State transfer threw for a career-high 332 yards and two touchdowns, with the tops being an 81-yard strike to KeeSean Johnson for a 26-17 lead midway through the fourth quarter.

McMaryion added four scrambles for 27 yards, but mostly opted to throw short passes to keep drives alive. Sixteen of his 23 completions were on passes thrown for 9 or fewer yards.

Boise State cornerback Tyler Horton played with McMaryion in high school. He knew the moment McMaryion transferred to Fresno State that the Broncos would no longer rule the Mountain West with ease.

"When he came over here, I knew he was going to help their program," Horton said. "I always knew he was a great quarterback. It was nothing new to me."

All that remains undecided is where to play Round 2. Tedford and his players insist it does not matter to them. Boise State coach Bryan Harsin said he thinks it should be in Boise, but understands a coach's opinion doesn't matter at this point.

"Now we get to do it again," Tedford said. "We'll just play where they tell us to play."

THE TAKEAWAY

Boise State: The Broncos needed seven straight wins to crack the Top 25 this past week. Saturday's loss not only ended their stay prematurely, but it ruined their hopes of being undefeated in the Mountain West for the first time. Boise State gets a rare "do-over" with a Mountain West title rematch, and promises to attack that game with a different plan. "Whatever we did leading into this game, it didn't work," Harsin said. "You won't see us do that again."

Fresno State: The Bulldogs' defense passed its most challenging conference test with A-plus honors, which bodes well for any rematch. With no big-name stars in the lineup, Fresno State presents a challenge because there is no one player to game-plan against. Defensive tackle Malik Forrester showed up best Saturday with a quarterback sack and a safety, but it was rare to see any player make two big plays in any given series. "You've got to be aggressive," Tedford said, "and our kids are."



G5 Drive: At Fresno State, an unconventional approach and unbelievable turnaround

By Chris Vannini Oct 18, 2017

Jeff Tedford is back in college football coaching, and Fresno State is suddenly back to winning.

With last week's 38-0 win against New Mexico, Fresno State sits at 4-2 overall and 3-0 in Mountain West play. The Bulldogs went 1-11 last season and 3-9 the year before, and athletic director Jim Bartko had narrowed in on Tedford so closely last year that Tedford was officially hired before the 2016 season was complete.

So far, it's paid off. In December 2015, Tedford stepped down as head coach of the CFL's BC Lions, looking for a college job. He spent 2016 as a consultant at Washington, before Fresno State came calling. A former Bulldog player and assistant, Tedford feels at home.

"I enjoy being around the kids and the preparation," he told The All-American. "It's nice to be around the guys and see them compete."

This year's start has been fueled by the defense, which shut out Incarnate Word in Week 1 and New Mexico last week, one week after the Lobos scored 56 on Air Force.

The Bulldogs are No. 30 in the FBS in scoring defense (20 points per game), up from No. 83 and 30.9 points per game a year ago. They also are 30th in yards per play allowed (4.96).

To run that defense, Tedford turned back to the CFL, hiring Hamilton Tiger-Cats defensive coordinator Orlondo Steinauer. Steinauer grew up in Seattle and played at Western Washington, but he spent more than a decade as a CFL player and seven years as a CFL coach, so a return to American football was an adjustment. That means four downs instead of three, more running the ball, a smaller playing field and one fewer player on the field.

"For the first month or two, he'd still be inclined to draw the 12th man on the board," Tedford said with a chuckle.

"Man, that blitz would be a lot better with one more guy," Steinauer joked to The All-American. "It took a minute, but you adjust. I'm learning every day, like I did up there."

Why did Tedford want Steinauer? In Tedford's lone season with BC in 2015, he went 1-11 against Hamilton, losing the first game 52-22 and winning the second 40-13. He didn't know Steinauer, but he found it challenging to game-plan for his defense.

"If I became a head coach again, I had him on the list of guys that I really respected their body of work," Tedford said. "Then to get to know their philosophies as people is the next step, especially when you don't know someone personally. I had enough connections in the CFL that gave him high recommendations and held him in great regard. That was pretty simple to know who he was."

The 44-year-old Steinauer liked where he was. He had enough confidence that he felt he could coach in the NFL one day, but figured it would have to be as a position coach. Then Tedford called and provided an unexpected opportunity.

"I didn't stay up at night hoping and wishing, but when this presented itself, it was a life sign," he said. "Here's an opportunity. I was happy in the CFL, family was happy. I loved it up there."

Once he got the hang of how many players he got to use, Steinauer developed a bit of an exotic defense. Every defensive coach says he wants to be multiple, but Steinauer has done it, mixing some CFL philosophies with college football rules. The Bulldog defense is No. 14 nationally allowing 107.5 rushing yards per game and No. 23 at 3.4 yards per carry allowed. They have 13 takeaways in six games.

"I don't know if it's been an advantage," Steinauer said. "I'm a color-outside-the-lines guy anyway, a little more multiple, a little less static. I'd be lying if I said it was an advantage or disadvantage. Bigger than that, it's just an opportunity to do something I love to do."

Fresno State's only two losses this season came in back-to-back weeks at Alabama and at Washington. That's a tall task for any team, let alone a coach in his first year on the job. But Tedford says the Bulldogs learned the standard he expects from them, and it's paid off with three consecutive conference wins.

Tedford has already won more games this year than he did in his final season at Cal in 2012. He's already equaled Fresno State's win total from the last two years. An upset of San Diego State this weekend would suddenly put the Bulldogs in position for an unexpected conference title run.

"Playing against the best teams in the country, the speed of the game helped us get ready," Tedford said. "The overall makeup of our team, playing fast, keep playing hard, even when behind, was good for us. We took that as the standard to play by, no matter what the score is."

Which Bulldog best embodies Fresno State's big turnaround? Teammates call him 'Muuth'

BY MAREK WARSAWSKI
marekw@fresnobee.com
NOVEMBER 21, 2017 10:13 PM

Last Thanksgiving, George Helmuth was a fairly anonymous special teams guy on a Fresno State team playing out a 1-11 turkey season.

On this one, Helmuth is a starting linebacker, second-leading tackler and owner of a new nickname ("The Hammer," courtesy of coach-turned-radio color commentator Pat Hill) for the 8-3 Bulldogs, with the main course (a two-week tussle with Boise State) and dessert (a bowl game) still to come.

Does the current Mountain West defensive player of the week comprehend how big a leap that is, both for himself and the program?

"It's a huge leap, but things are moving so fast during the season it's hard to sit back and look at it," Helmuth said. "I remember what it felt like last year. This is just so much better being 8-3 and in a position to win the Mountain West."

Helmuth – who grew up in Kerman, attended high school in north Fresno and came to Fresno State as a walk-on – might be the player who best personifies the rapid reversal under first-year coach Jeff Tedford.

The coaching change afforded every player a fresh start, a chance to make a positive first impression. Few, if any, seized upon it with more verve than Helmuth did with Tedford and linebackers coach Bert Watts.

"From Day 1 George was one of those guys that immediately bought in, which is how you make change fast," Watts said. "Right from the start. There was no sell for him. It was immediately, 'Yes, sir.' 'No, sir.' And 'I'm in.'"

"He has really good instincts," Tedford said, "and that's what kept popping up in practice. You know? He should be blocked, but he's not."

Helmuth began the season as a backup. His performance in the second half of a 48-16 loss to Washington, specifically a sack and forced fumble on backup quarterback K.J. Carta-Samuels, jostled the coaches into elevating the 6-1, 220-pounder to starting Will linebacker while switching James Bailey to the Sam position.

That move, combined with middle linebacker Jeffrey Allison's standout play, made the pieces fit for a Fresno State defense ranked No. 1 in the MW and No. 12 in FBS in points allowed and yards allowed.

"When George got the sack fumble on the (Washington) quarterback, that was the play that solidified his spot and his role," Watts said. "That was the play when it was like, 'OK, this is our group.'"

Turns out it was also the play that solidified how Helmuth viewed himself.

"Plays give you confidence as a player," he said. "Ever since then I've just told myself, 'I can do this. I can play with anybody on this field.'"

Which he has. In racking up 70 total tackles, second on the Bulldogs to Allison's 99, Helmuth has made plays of every stripe: sacking the quarterback on fourth-down blitzes; shooting the gap for tackles on short-yardage runs; dropping into coverage to break up passes.

Not to mention recovering a fumble on a muffed punt return to set up his team's only touchdown, as Helmuth did during Saturday's 13-7 victory in frigid Wyoming.

Earlier in the game, after stopping quarterback Nick Smith for no gain on fourth-and-1, Helmuth celebrated by rubbing his hands together over a pretend campfire.

"I figured we were in cold temperatures, so I'd warm up my hands," Helmuth said with a grin. "Or we were just getting warm. However you want to take it."

The outward celebration was a rare deviation from a personality Tedford called "quiet" and "pretty businesslike," Allison called "humble and loving" and tight end Kyle Riddering called "blue-collar and low key."

"Everybody respects George," said Riddering, who was in the same graduating class at Clovis North High.

"He's one of those guys who shows up with his lunch pail and goes to work. He's not flashy. Doesn't want or seek the credit. He just does it because he loves football and enjoys working hard."

Those qualities have made Helmuth very popular among his teammates, as noticed by the head coach.

"I know everybody loves him, for sure," Tedford said. "When we show plays, whether it be a highlight tape on Friday night or something like that, a lot of the team chants his name of 'Muuth!' They love him."

Helmuth is the son and grandson (also named George) of grape and almond farmers. Younger brother Jason already works on the family farm outside Kerman, and George III will "probably" join him after he's done playing football and gets his degree in ag business.

Because Helmuth's grandmother and her sister both married men with the same last name, there are plenty of Helmuths in the area. More than a dozen will be at Bulldog Stadium on Saturday afternoon for the season's final home game.

"Aunts, uncles, cousins, they all sit up in the red seats. Got their own little section," Helmuth said. "My family is great, always cheering me on. They were here last year even when we were losing."

The Bulldogs are no longer losing, just as Helmuth is no longer a special-teams guy. Likely not a coincidence.



Believe it, Fresno State fans. Bulldogs are headed to a bowl game

BY MAREK WARSZAWSKI
marekw@fresnobee.com
OCTOBER 10, 2017 03:05 PM

Six weeks ago I would never have written this, and six weeks from now I might look silly for doing so.

Oh, well. Here goes: The Fresno State Bulldogs, in their first year under coach Jeff Tedford, are going to play in a bowl game. What's more, I think there's a halfway-decent chance they finish the regular season 7-5.

How Fresno State handles New Mexico and specifically the Lobos' unique triple-option spread Saturday night at Bulldog Stadium will go a long way toward determining the latter.

Still, through five games, the last two decisive victories over longtime rivals that also have first-year head coaches, it's clear this rebuild is well ahead of schedule.

Enough for me to be comfortable proclaiming Fresno State will win at least six games. Which would be quite a turnaround for a program that went 1-11 last season and 3-9 the one before.

I'm not saying the Bulldogs, at 3-2 and 2-0 in the Mountain West, are a great football team (they're not) or even a good one. Hard to make any sort of determination when the three teams they've beaten (San Jose State, Nevada, Incarnate Word) are a combined 2-16 while the two they've lost to (No. 1 Alabama and No. 5 Washington) are both 6-0.

But they're definitely better than what we've seen lately – and, I'm confident, better than at least three of their remaining opponents. Enough for Fresno State to secure its first bowl berth since 2014.

Of the seven remaining opponents, the Bulldogs are better than UNLV, Hawaii and Brigham Young and should win those games. That gets them to six victories. New Mexico is a tossup. San Diego State, Boise State and Wyoming (at 7,200 feet in elevation in mid-November) are the most likely losses, though none are completely out of reach.

Coaching is the biggest reason for this rapid turnaround. Tedford and his assistants have not only infused the program with fresh talent, they've gotten the most out of players that were already here. Underclassmen such as Jeffrey Allison, Netane Muti and JuJu Hughes that are rapidly becoming cornerstones.

At the end of last season, I would've judged Fresno State, San Jose State and Nevada to be roughly equal on talent, with perhaps a slight edge to the Spartans based on their recent recruiting hauls.

It sure didn't look that way the past two weeks. The Bulldogs were clearly better than either the Spartans or the Wolf Pack. Big whoop, you might say. San Jose State and Nevada are nobodies. Sure, but those nobodies had beaten Fresno State two straight years.

To bring Tedford back into the fold, Athletic Director Jim Bartko ponied up a contract much healthier than what San Jose State did for Brent Brennan or Nevada for Jay Norvell, both first-time head coaches.

Tedford's base salary this season (\$1.6 million) dwarfs what Brennan (\$575,000) or Norvell (\$450,000) are making. In Year 1, that investment looks like a good one.

"You get what you pay for," Bartko replied when presented these facts before Monday's news conference.

Actually, you don't. Not always. Or else Fresno State wouldn't be paying Tim DeRuyter a nice chunk of change to be Cal's defensive coordinator.

But that's all in the rearview mirror now. The Bulldogs are motoring ahead with a new coaching staff that has each unit looking organized and prepared. On offense, even the plays that don't produce positive yards are well-designed and executed to some degree – even against Alabama. On defense, they're noticeably faster to the football, seldom caught out of position and vastly improved at tackling.

The difference between this season and last has been equal scoops evident and startling.

In truth, me saying Fresno State will win at least six games isn't even going out on an extreme limb. Not based on statistical evidence and modeling.

ESPN's College Football Power Index, which runs 10,000 simulations to project end-of-season records based on current results and stats, has the Bulldogs finishing 7-5 with a 3.2 percent chance of winning the Mountain West.

Which is three more wins and 3 percent better chance than I'd have given them two months ago.

Convincing columnists and algorithms is one thing. Convincing sell-shocked or disinterested Bulldogs fans is another. The 12,000-seat plunge in ticket sales from Derek Carr Jersey Retirement Night (39,447) to the Nevada game (27,434) was proof of that.

Following the Nevada game, Tedford remarked the stadium "wasn't as loud as (he) remembered" from his days as a player and assistant. During Monday's news conference, I asked if he expected louder Saturday night.

"I hope so," Tedford said. "I hope being homecoming and each week that goes the fans get into it and create that advantage for us. ... But we'll just do our job and I appreciate everyone who comes out to the game."

Five weeks in, Tedford and his coaches have certainly done their jobs. Well enough to finish the season by playing in a bowl.

For Bulldogs' Okeke, bad bounce doesn't detract from big day

BY ROBERT KUWADA
rkuwada@fresnobee.com
NOVEMBER 14, 2017 03:41 PM

In flight, the aerodynamic properties of a football are evident. Hit the ground, and who knows? It could bounce in just about any direction, which is why Fresno State defensive end Tobenna Okeke had four sacks in a the Bulldogs' 31-21 victory at Hawaii and ended up credited with only three.

Okeke already had blasted the quarterback plenty midway through the third quarter, and on a first-and-10 from the Hawaii 49-yard line he again blew right by tackle Chris Posa and locked onto quarterback Dru Brown.

As he closed, he stripped the ball from Brown.

It kicked forward, not left or right or backward or at some other angle, and defensive end Robert Stanley pounced on it near midfield – no gain for Hawaii to take it out of the sacks stat line but a better result (fumble recovery) for the Bulldogs.

"Four sacks would have been fun," Okeke said, "but I'll take three."

The fumble and recovery led to the Bulldogs' final touchdown, a key score given Hawaii scored two touchdowns in the fourth quarter to close to 31-21.

Now the Bulldogs (7-3, 5-1 in the MW) move on to play Saturday at Wyoming where another victory would clinch a West Division championship and a spot in the Dec. 2 Mountain West Conference championship game.

The play of Okeke and the defensive ends have been vital in getting here. In the 4-3 run by defensive coordinator Orlando Steinauer the ends are more hybrid linebackers. They play up, not from a 3-point stance. They all can run, are athletic. Several of them, like Okeke, were converted from linebacker with the scheme switch from a 3-4 and they have racked up 16.0 of the Bulldogs' 25.0 sacks and 30.0 of their 68.0 tackles for loss.

Stanley, who also was a linebacker last season, is tied with Okeke for the team lead with 9.0 tackles for loss.

Okeke, Emeka Ndoh and Stanley are Nos. 1, 2 and 3 in sacks with 5.0, 4.0 and 3.0.

"They're hybrid guys, guys who can line up and play the point and be physical enough to take on the run but fast enough to do some of the things that we're asking them to do," coach Jeff Tedford said.

Last season, the defensive end positions accounted for 2.5 sacks and 3.0 tackles for loss.

"Coach O's defense, it's pretty fun to play in," Okeke said. "When he first got here, I was watching his teams from Canada and was just like, 'Wow.' The plays that they were making and all the turnovers they were getting, I saw the possibilities for us.

"We have a lot of athletes on our team and I knew we could do that."

Okeke, in particular, has had a breakout season. The senior came into the year with career totals of 5.0 sacks and 8.5 tackles for loss.

Tedford credited new defensive line coach Jamar Cain, who came to the Bulldogs from North Dakota State, with helping Okeke grow. Tedford said Okeke's hustle helps set him apart. "When he gets in space, if he loses a little leverage he has the speed to try to make up for it. He can give some tackles fits sometimes coming off the edge.

"He's a main part in what we're doing on defense. Obviously, last game he had a major impact."

Robert Kuwada: @rkuwada



Before field goals and PATs, Fresno State's Jimmy Camacho kicked cancer

BY ROBERT KUWADA
rkuwada@fresnobee.com
NOVEMBER 24, 2017 01:38 PM

The field goal was from 50 yards out and Fresno State kicker Jimmy Camacho nailed it. He got a perfect snap from Jacob Westberry, a perfect hold from Blake Cusick and let it fly.

The ball shot off his right foot, the trajectory perfect and the flight of the ball straight and true.

It cleared the crossbar with a few yards to spare, effectively clinching a 27-10 victory for the Bulldogs at San Jose State back in October, a two-score game becoming a three-score game just past midway in the fourth quarter.

It was a clutch kick and once through, Camacho turned toward the Bulldogs' sideline and tapped his right fingers against the inside of his left elbow.

It is a gesture started on a basketball court, but moved to the football field.

Ice water in the veins.

Camacho smiled, recalling the kick and the fete to follow.

"I like to have fun out there," he said.

There was nothing more to it, though that kick at that distance in that situation with that result all could be markers on a return to normal for a kicker coming back from cancer.

That is Camacho, the longest shot in a senior class that on Saturday will play its final game at Bulldog Stadium.

Whether recruited in 2013, '14 or 2015 like Camacho, they all came into a program as it clung to past successes, cratered through 3-9 and 1-11 seasons, and now against all odds has secured a spot in the Mountain West Conference championship game and a bowl game in December.

Life happens

Growing up, Camacho was fueled by soccer, not football. It was his passion and he was good, one of the top goalkeepers in the nation in his age group. In 2012, he won the Allstate Good Hands award as the top goalkeeper at a national MLS competition. He spent time in MLS academies and soccer academies in Mexico with an eye toward playing professionally.

Camacho had an offer to play for Xolos in Tijuana when he was 17 but set that aside when his father, Sergio, was diagnosed with lymphoma.

"It was a hard time, but I told my wife, 'You know what, I'm going to do everything I can to survive,'" Sergio Camacho said. "This is going to be the biggest fight of my life and I'm ready to fight and I got the chemotherapy, five months of chemotherapy and radiation. I lost my hair, lost everything. I had to quit work.

"Jimmy was ready to quit school and told me, 'Dad, I have to delay my education so I can help you' and I just told him, 'You don't have to do that.' I believe in the Lord. I believe the Lord is on our side and we're going to get through this and we're going to be stronger on the other side."

While his father battled lymphoma, Camacho enrolled at Riverside City College, went out for the football team and became a JC All-American.

Sergio Camacho would watch him practice in the mornings and go to his games, wearing a mask to guard against infection.

"He went through four rounds of chemo, four or five months," the younger Camacho said. "He would go once a week and they would put him up to the machines and he lost a lot of weight and lost his hair and he would still come out and watch me kick."

But when the lymphoma went into remission, the Camachos – Sergio, his wife Rosa, his eldest son Sergio, Jimmy and daughter Jacqueline – were not in the clear.

"If you had asked me as a dad what's going to happen in my life in the future, I would never have thought I'd have cancer," Sergio Camacho said.

"I believe the Lord made me fight because two or three years later Jimmy was going to have the same problem and maybe God saved me so I could be the support for my boy to do it."

Symptoms

After his freshman season at Riverside City College, Camacho went through the recruiting process, signed a letter of intent with Fresno State, went about life.

In January 2015 he was not feeling quite right and saw a doctor, but was told everything was fine. Months passed, but the symptoms didn't go away, so with an insurance plan obtained through Obamacare, Camacho went to another doctor. "He was like, 'There's really no way for me to tell you what's wrong with you unless we perform surgery and we do a biopsy,'" Camacho said.

"I had a Stage 2 seminoma, which is a germ cell tumor. I had three germ cell tumors along my main artery and by the time I got the test results back, the ultrasound and the CT scan, it was mid-June. I got a call from my doctor and he says, 'We have bad news. You have three inflamed lymph nodes at an abnormal size and we have to start discussing options on how we're going to approach this.' Me and my dad, the only thing we asked the doctor is, 'Can I play?' He was like, 'Well, I don't know if you're going to live.'"

Sergio Camacho: "I remember the day that we were in the doctor's office and he told us that he might have some type of cancer. We were crying in the doctor's office. Jimmy, my wife and I. It was his dream to play for Fresno State and we thought that it was going to be over."

Camacho started radiation treatments, which sapped his strength, his stamina.

"I felt some really weird side effects," he said. "Certain memories from that time in my life still make me nauseous. It does a lot to your psyche in that regard."

By that time, many of the Bulldogs in that 2015 recruiting class had arrived on campus for summer session and to go through team workouts and player-run practices.

Camacho did not arrive until mid-July, just a few weeks before fall camp. He had lost a lot of weight, a lot of strength, but he tried to jump right in.

"I didn't care if I was blue in the face, I was going to go out and compete," he said.

"He was going to every workout and just trying to fight through it," said former Bulldogs' coach Tim DeRuyter, who is now the defensive coordinator at Cal. "I think it gave him something to continue to fight. Even though he was trying to fight the cancer, it gave him something to take his mind off of that and something to look forward to."

His teammates at that time did not know what he was going through, though it was obvious that something was not right.

"There were days that I would go out and condition, and I would come in and just throw up," Camacho said.

"All I wanted to do was sleep. You're always really tired. You're always really nauseous."

He told his teammates, finally, in a meeting before camp.

"Jimmy just said, 'Hey, this is what has been going on, and I just wanted to let you guys know and explain why I'm feeling the way I'm feeling during the workouts and at practice,'" said Garrett Swanson, who was the starting punter on that team.

"That was nice for him to not only tell us, but trust us with that information, and he got a good reaction and good support from a lot of people, to understand what he was going through at the time because, I mean, only he knows. I can only imagine how tough it must be. He got good backing from the team there. He trusted us and we trusted him."

Swanson, who grew up about a mile from Camacho in Riverside where they went to rival high schools, said he was shocked to learn of the cancer.

"At first, it was like, 'Wow, that's crazy,'" he said. "For me, he was one of the first people in my life that I've been in touch with that has had cancer. I'd never been a part of a scenario like that."

The Bulldogs kept it in house, rallied around their teammate.

"He didn't want to advertise it, he just wanted to go fight it," DeRuyter said.

Camacho, he just kept competing.

"It says a lot about him," Swanson said. "In the summer we would kick on only so many days during the week, trying not to over-kick. I can remember constantly trying to tell Jimmy, 'It's not good to kick every single day. You're going to wear out your leg.'"

"But there were times where we wouldn't kick that day, and he'd still be out there kicking. He was always trying to fight, always trying to get better."

Slowly, he did.

A new spring, a new opportunity

The strength in his leg improved over time, and with it the power to drive through the football.

"I came into camp and if I'm honest with myself, I was awful," Camacho said. "It was obvious to my teammates, but they knew what I was going through. I spent a lot of time where I was not myself as a kicker and that took a toll on me."

That first season, he attempted four field goals, made two. The next season, Camacho, Nick Van Valkenberg and Kody Kroening rotated through the kickoff team, and Kroening handled all of the place-kicking, hitting 15 of 17 field goal attempts.

Kroening entered this season on the watch list for the Lou Groza Award, but with a new coaching staff in place and every job on the team open, Camacho beat him out in fall camp and has handled all of the kicking duties.

"He earned it," coach Jeff Tedford said. "He worked hard to get back and kept his head in there, didn't get discouraged. I'm happy for him. He has really done a good job."

Camacho is 19 of 23 on field goal attempts, the longest that 50-yarder at San Jose State. On kickoffs he has been able to consistently drive the ball into the end zone, negating any chance of a return. His touchback percentage is up from 30.0 last season to 52.3 this season, which is the highest in the Mountain West among kickers who do most of their work near sea level.

Going through treatment and rehab, Camacho said he followed Eric Berry, the Kansas City Chiefs' safety who returned from a battle with lymphoma to again be selected to the Pro Bowl.

"There are not a lot of guys out there that have the mental strength to do that," he said. "That guy is Superman."

He's also motivated to succeed because of the example set by his father.

"He was really my inspiration," Camacho said. "My dad went through it a lot worse than I did. He to this day is still the provider for our family and still goes to work every day. He straps on his work boots and takes his lunch pail to work."

"My dad is someone I really admire because of his courage and how he handled that situation."

Saturday, they will all be together on the field at Bulldog Stadium for a Senior Day celebration before taking on Boise State. But then the focus is back to football, which after the past five years for Camacho and his family is something to celebrate.

"This has definitely been a journey," Camacho said. "But my brothers here on the team have really done a good job of picking me up and helping me get better."

"It wasn't always easy and I'm not a guy that has been handed a lot of things in my life, and to just kind of be knocked down at a time I was seeing some success, right after I had gained a scholarship to come here and compete for a job, to be punched in the face by life at that time was difficult. But I think I'm better because of it."



It may surprise, but Bulldogs' production rivals 2013 championship team

BY ROBERT KUWADA
rkuwada@fresnobee.com
OCTOBER 25, 2017 10:01 AM

The assumption, best guess, would be that Fresno State still is in the early stages with its offense – and it is. How could it not? The Bulldogs have a new coach in Jeff Tedford, a new coordinator in Kalen DeBoer, new position coaches, new system.

They have a new quarterback in Marcus McMaryion, who wasn't yet in the program at the start of fall camp.

But halfway through Mountain West play, Fresno State not only is 4-0 and at the top of the West Division standings, the offense is starting to hit at a level that might be fairly surprising to just about every Bulldogs fan.

Yards per play in MW games in 2017: 6.72.

Yards per play in MW games in 2013: 6.89.

That's 2013. That's Derek Carr. That's Davante Adams. That's Isaiah Burse. That's Josh Harper. That's Martezze Waller and Josh Quezada. That's 10 wins in a row to start the season and a Mountain West championship.

And that's just 0.17 separating the two offenses against similar competition.

But Tedford? Not impressed. "Well, I mean, it's what we work to do," he said.

And McMaryion, who made his first start in a 41-21 victory over Nevada in the Bulldogs' Mountain West opener? Not surprised. "We just really want to label ourselves as an explosive offense," he said. "I mean, we go out there to score points. We don't go out there with the idea to punt every time."

It is a fairly large number, though, topped just that one time in 2013 over the past 10 seasons.

And the Bulldogs' next two conference games are on Saturday against UNLV and on Nov. 11 at Hawaii, which are ranked 11th and ninth in the conference in total defense; the last two are on Nov. 18 at Wyoming and Nov. 25 against Boise State, which are ranked fourth and second in total defense.

"It's weird to think because you see obviously the great NFL players that they had on that team," said right tackle David Patterson, a fifth-year senior who was a redshirt on that 2013 team. "I guess to the outsider, it seems crazy. 'How could these guys come from 1-11 and do this?' But I'd say everyone here, we knew it was going to happen.

"From when coach first got here in January, it's been really non-stop. We've been going almost every day, putting in a lot of time and effort, and to see it come together it has really been awesome; for my last year, too. It's good to hold a candle to that great team we had before and just to say I was a part of that."

The two Fresno State offenses are much different, as are the tempos they played.

Carr ran a spread offense at a high clip, averaging 84.0 plays per game in conference play. It was a rarity and an oddity when only one set of bulbs on the play clock was burning; something had to be wrong. Fresno State was on the accelerator from the start and under pressure to outscore opponents with a defense that allowed 30.3 points a game.

McMaryion and the Bulldogs are not nearly as fast and this season are averaging 65.3 plays per game, ranking eighth in the conference. But they are fourth in total offense, and trending up due to that efficiency.

The difference in all games is just 0.22 – 6.53 yards per play to 6.31. But that 2013 team didn't play non-conference road games at No. 1 Alabama and No. 6 Washington.

In 2013, Fresno State also was in its second season running a spread offense.

For these Bulldogs, DeBoer and offensive line coach Ryan Grubb worked together at Eastern Michigan the past three seasons and for a time at Division II Sioux Falls. But for tight ends coach Scott Thomson, running backs coach Jamie Christian and receivers coach Kirby Moore, the working relationships there are new, new and new.

"I think everyone complements each other and the coaches work extremely well together," said McMaryion, who through seven games has completed 65.4 percent of his passes for 1,142 yards, averaging 9.0 yards per attempt, tied for 11th in the nation.

Tedford, who fashioned a similar turnaround in his first job at Cal in 2002, taking a team that went 1-10 to a 7-5 finish, isn't focused on a stat sheet where every number and decimal point is obviously in the past, but continuing to move forward.

With a two-game lead and head-to-head tie-breaker over San Diego State in the West Division, the Bulldogs are curious to see how far they can take it.

Without losing sight of what it took to get there.

"It's about execution and what we work to do," Tedford said. "That's the expectation, to make sure that we stay in positive situations. It helps when you don't have negative plays, like last week we didn't have one negative play except for taking a knee.

"We're doing a decent job. We have work to do. Nothing is perfect and we need to keep working to make sure we shore up all the details. There's always room for improvement."

What a difference a year – and a new coach and QB – has made for this football team

BY DAVID WHITE
NOVEMBER 25, 2017 05:35 PM

We've seen this before, just not like this.

New football coach comes to Fresno State. New coach inherits someone else's underperforming players. New coach takes them to a conference championship game playing defense with hair on fire.

That, ladies and otherwise, is where the comparisons of the departed Tim DeRuyter, circa 2012, and present seat holder Jeff Tedford go their separate ways.

Tedford's defense plays as if a puppy dies every time the other team scores, just like DeRuyter's first-year team. The difference is, Tedford runs an offense that does not require a Derek Carr under center.

Which is to say, Tedford has assembled a team that's big on team, and not on future NFL commodities.

That's how you beat No. 25 Boise State, 28-17, in Saturday's regular-season curtain drop at Bulldog Stadium. That's how you beat a nationally-ranked Broncos team for the first time in nine tries, and a nationally-ranked anybody for the first time in 22 tries going back to Fresno State vs. Virginia in the Humanitarian-Potato-Whatever They Call the Boise Bowl These Days.

At this point, it doesn't matter if Fresno State doubles down and sweeps the Broncos in next Saturday's Mountain West Conference championship game (site TBD). The Bulldogs have already served notice that everything has changed under Old Man Tedford.

No more losing to Boise State by half a hundred. No more sending a Broncos quarterback straight to a postseason All-Star game in Mobile.

And, no more reason to ever speak again of last season's 1-11 debacle, which is so eight-win differential ago.

Tedford took quarterback Marcus McMaryion, the Oregon State throwaway – you know, the Pac-12 team that just fired its own coach – issued him a playbook for summer vacation, and came up with a proficient passing game that bleeds out defenses with 8-yard paper cuts, and delivers final blows by way of an 81-yard touchdown shot to KeeSean Johnson in the fourth quarter.

In other words, he puts out an offense that gives the defense all the rest it ever needs – and oh, what a rested Bulldogs defense is doing these days.

They held Boise State to a single touchdown in the first half Saturday for the first time since the teams became conference bunkmates in 2001.

Their linebackers ran down running backs near the line of scrimmage just for the George Helmuth of it. Defensive tackle Malik Forrester, time and again, knocked north-south ball carriers into the horizontal direction.

They stuffed Broncos quarterback Brett Rypien on a 4th-and-1 sneak in the second quarter to end one scoring drive. Helmuth dropped Montell Cozart for a 3-yard loss inside the 10-yard line to force a third-quarter field goal.

Four times, Boise State entered Fresno State real estate in the first half. Three times, they got nothing for their trouble.

With the game ticking away in the fourth quarter, it was defensive end Robert Stanley swallowing Cozart whole for a punt-inducing quarterback sack. With one last gasp remaining, Forrester dropped the quarterback for a safety.

On this defense, it was always somebody making a devastating play, yet it was never anybody in particular.

No need for another Derek Carr when Tedford has the Bulldogs playing team football like this.



With title at stake, Fresno State emphasizes taking care of the football

BY ROBERT KUWADA
rkuwada@fresnobee.com
NOVEMBER 16, 2017 03:37 PM

Fresno State did more than just the requisite work in practice this week protecting the football, the backs and receivers going through drills where they are pushed and prodded.

Coaches and managers get to try to strip the football from their grasp.

With a date Saturday at Wyoming even the offensive line got some extra work there, trying to do its part to improve ball security in what could be a close game decided by an untimely mistake.

Linemen worked techniques to stay engaged with a pass rusher and keep them grounded to prevent deflected passes from caroming into the wrong hands.

That happened at Hawaii – on a second-down play in the fourth quarter, Rainbow Warriors defensive end David Manoa was stymied on his pass rush by tackle Christian Cronk, but spun to his right to try to get off the block and got a hand up, deflecting a pass that was picked off by Solomon Matautia and returned for a touchdown.

But the added emphasis was not so much about that play as it was about the Cowboys, who are leading the nation in turnover margin at plus-17 and tied with Washington State for second in turnovers gained with 27 – 15 interceptions and 12 fumble recoveries.

"They force a lot of turnovers and they do it a lot of different ways," offensive coordinator Kalen DeBoer said. "There are a lot of balls tipped at the line of scrimmage, guys that you have to throw over the top of and they snatch it.

"They do a great job of making plays off the tips. There are so many tipped balls when you turn on the film it's, 'There's another one, there's another one, there's another one.'"

Fresno State, which with a victory Saturday will clinch the West Division of the Mountain West and a spot in the conference championship game, has taken good care of the football. It is second in the conference with nine turnovers lost and Marcus McMaryion has been picked off only three times, going 149 consecutive passes without an interception between a victory over Nevada on Sept. 30 and the win at Hawaii last week.

But turnovers are a concern because Wyoming gets them, and scores off them. The Cowboys have scored 244 points this season, 99 off turnovers (40.6 percent) including two pick-6's and one fumble return touchdown.

In a 28-14 victory last week at Air Force, three of the Cowboys' four touchdowns came off turnovers, including drives of only 24 and 34 yards. In a 42-3 victory at New Mexico at the end of October, they scored five touchdowns off turnovers and those drives covered just 3, 29, 16, 30 and 38 yards.

Those short fields help – Wyoming is ranked last in the conference in total offense, averaging 277.8 yards per game, and the Cowboys could be without starting quarterback Josh Allen, who suffered a shoulder injury against Air Force.

The Bulldogs, by comparison, have scored 292 points but only 47 (16.1 percent) off turnovers, and they are tied for fourth in the conference in turnovers gained.

"This week in particular, we're working on every way possible to make sure the ball is taken care of," DeBoer said. "I did more with the quarterbacks, just to have them more conscious in the pocket, because they do get a pretty good pass rush, they get a lot of sacks. On the fumble end of things, we have to work on getting guys' hand down at the line of scrimmage. Every position group kind of does their part to make us, more than anything, conscious of what they do well.

"We have to be conscious of the ball, and I think we've done a great job this year playing a team game, turnover-wise. That was really the first game in a long time it kind of got away from us. A couple of them were bad breaks, but that's the way the game goes."

Robert Kuwada: @rkuwada

Jeff Tedford is home at Fresno State after valuable year at Washington

Sep 14, 2017
Kyle Bonagura
ESPN Staff Writer

Washington coach Chris Petersen knew a few days before it became public that Jeff Tedford was going to be named the coach at Fresno State. The two have been friends for years and last season Tedford served in a consulting role on the Huskies' staff.

Petersen kept the news to himself. It wasn't his place to share what was coming and Washington's assistant coaches would find out in time.

When word got out, it was only natural for it to become a topic of discussion in a group text among the staff that included Tedford. But Petersen quickly grew confused by the direction of the conversation.

"Everybody was like, 'Get the playbook, get the playbook,'" Petersen said. "They kept saying that and said something else and I'm like, 'What are you guys talking about?'"

The response: "We play Fresno next year."

"What? We play who?" Petersen recalled himself asking. "I had no idea we played Fresno until after he had the job."

Coming off a 41-10 loss to Alabama, the team that ended Washington's season a year ago in the College Football Playoff, Fresno State (1-1) heads to Seattle for a reunion of sorts with the Huskies (2-0) on Saturday.

The initial surprise for Petersen was that Tedford, Cal's all-time winningest coach from 2002-2012, was even interested in consulting for the Huskies. He spent the 2015 season as the head coach of the B.C. Lions in the Canadian Football League, but after three seasons away from college football – including a brief stint as the offensive coordinator for the Tampa Bay Buccaneers that was cut short due to health issues – he wanted back in.

Tedford pursued other opportunities, but the right fit never came. One day while in the car with his wife, he decided to call Petersen. They spent three seasons coaching together at Oregon (1998-2000) and he was living about 90 minutes north of Seattle. Maybe, he thought, his old friend could use an extra hand, or at least let him hang around the program.

"I called him and then he says, 'You're probably going to get a job anyways,'" Tedford said. "I said, 'I don't know.' A couple weeks later, he called and said, 'Are you still interested?'"

He was.

Petersen doesn't buy into the bigger-is-better theory when it comes to coaching staffs. He's picky about who he hires and likes having a small, tight-knit group to work with. At first, the concept of adding a consultant didn't necessarily appeal to him, but Tedford's background made him an exception. They believe in the same style of football and Tedford, who had past relationships with other coaches on the staff, was clearly only wanting to bide his time until something came up for the 2017 season.

Though Tedford wasn't allowed to coach the players, his presence, Petersen said, was a valuable asset for a team that would ultimately win the Pac-12 and reach the College Football Playoff.

"It was a great experience for me and I'm really glad he let me go and be a part of being around it and seeing how they do things because I think they do a phenomenal job," Tedford said. "It was a great opportunity."

It was also short-lived.

After four-plus seasons, Fresno State fired coach Tim DeRuyter on Oct. 23. His record at the school was 30-30 and 21-15 in Mountain West play, but the Bulldogs got progressively worse in his last three seasons and were 1-7 when the change was made.

Tedford was immediately intrigued by the idea of returning to his alma mater as the head coach.

"I played here. I coached here for six years," he said this week. "I'm very familiar with the people here. I love Fresno. The people here are awesome and provide great support for the program.

"It's home. It feels like home."

It became clear early in the process that his interest was reciprocated and during the week of Washington's game against USC at Husky Stadium on Nov. 12, Fresno State's five-person search committee flew to Seattle to interview Tedford in person.

"Coach Tedford was heads and shoulders above all of the other candidates, although they were all fine candidates," said Brian Panish, a prominent Los Angeles-based lawyer and former Fresno State football player who served on the committee. "I don't want to get into names, but there were head coaches, there were NFL assistants and people who had ties to the program.

"It was a good pool of candidates, but when you boil it all down, he clearly was, in my opinion, and everyone else on the committee's opinion, the right person for the job."

Two days before Washington played USC, in what would be the Huskies' first loss of the season, Fresno State announced it had hired Tedford. He stuck around for another week, but left before the regular-season finale against Washington State and missed the Pac-12 championship victory over Colorado and trip to the playoff.

Tedford's early exit allowed him to be around the Bulldogs for their final two games of the season. The timing of his arrival allowed him to get a jump-start on evaluating players, research potential assistants and assess the overall state of the program. But he also tried to stay out of the way, not wanting to implement any of his own ideas at the tail end of the team's season.

Through two games, it's tough to get a read on the Bulldogs under Tedford because of how drastically different their opponents have been. They opened the season with a 66-0 win against an FCS team coming off a 3-8 record, Incarnate Word, before lining their pockets with a trip to Tuscaloosa.



Fresno State hires Jeff Tedford as new coach

FRESNO, Calif. (AP) — Fresno State hired former California coach Jeff Tedford on Thursday to take over the struggling Bulldogs program.

A news conference will be held Friday to officially introduce Tedford as the replacement for the recently fired Tim DeRuyter. Tedford will take over after the season concludes with interim coach Eric Kiesau keeping his duties for the final two games for the Bulldogs (1-9).

"Jeff possesses all the qualities we were looking for in a head coach," athletic director Jim Bartko said. "First and foremost, integrity, plus a great football mind and the ability to come in and hit the ground running. When you have the opportunity to hire someone who knows this valley and is Bulldog Born, Bulldog Bred, there is not a better choice."

Tedford has deep ties to Fresno State. He played quarterback there in the 1980s under Jim Sweeney and coached under Sweeney from 1987-88 and 1992-96. He stayed on the staff for one more year under Pat Hill in 1997 before becoming offensive coordinator at Oregon and then head coach at Cal.

"Coming to Fresno State is coming home for myself and my family," he said. "To have this special opportunity to return to my coaching roots is truly a dream come true. Our mission will be to grow and develop young people to reach their full potential in all areas ... academically, athletically, socially and spiritually ... to compete at high levels in the classroom and on the field while doing so with great character and high integrity. I look forward to reconnecting with all the past players and supporters to help bring the program back to prominence."

After taking over a one-win team at Cal following the 2001 season, Tedford quickly built the Bears into a contender. Cal finished the 2004 season ranked ninth in the country as Tedford helped develop quarterback Aaron Rodgers into a first-round pick.

"Coach Tedford is one of the finest minds that I have ever been around," Rodgers said. "I felt that right away when I got to Cal, and I was very fortunate to be able to spend two years working together. ... Coach put me in a great position to play my best ball there and then to move on and have an opportunity in the NFL."

Tedford had an 82-57 record in 11 seasons at Cal and was fired after going 3-9 in 2012. He was hired as offensive coordinator by the Tampa Bay Buccaneers in 2014 but had health issues in the preseason and eventually left without coaching a game. He spent the 2015 season in the CFL as head coach in British Columbia and has been an offensive consultant at Washington this season for Chris Petersen.

DeRuyter was fired last month following a 1-7 start in his fifth season. He won Mountain West titles in each of his first two seasons but struggled after star quarterback Derek Carr left for the NFL.

—
More AP college football at www.collegefootball.ap.org and https://twitter.com/AP_Top25

Quarterback Marcus McMaryion leaves Oregon State for Fresno State

Kyle Bonagura
ESPN Staff Writer
Aug. 8, 2017

Former Oregon State starting quarterback Marcus McMaryion will transfer to Fresno State.

The decision comes just two days after he announced he would leave Oregon State in the wake of junior-college transfer Jake Luton being named the starter for the Beavers. McMaryion, who has two years of eligibility remaining, has graduated, which means he will be eligible to play immediately for the Bulldogs.

McMaryion was born in Fresno and attended Dinuba High, which is approximately 35 miles from the Fresno State campus.

Before McMaryion announced his decision to transfer late Tuesday, first-year Fresno State coach Jeff Tedford said he was interested in bringing him aboard.

"Any time you have a guy like that who is a local guy and is a really good player, from the level that he has played, I think you always need to take a look at what he would add to your team," said Tedford, according to the Fresno Bee.

The Bulldogs' presumed starter, Chason Virgil, started 10 games last year as a redshirt freshman and threw for 2,021 yards with 13 touchdowns and 10 interceptions.

McMaryion was the co-starter to begin the season in 2015 at OSU, but eventually settled into the backup job. Last year, he started the final six games of the year -- including wins against Arizona and Oregon to close the season -- and finished 101-of-170 passing for 1,286 yards with 10 touchdown passes and five interceptions.



FRESNO STATE'S JEFF TEDFORD NAMED FINALIST FOR EDDIE ROBINSON AWARD – THEMW.COM

Posted by Gianni Minga. | Tuesday December 5, 2017

NEW YORK – Fresno State head football coach Jeff Tedford was announced one of eight finalists for the 2017 Eddie Robinson Coach of the Year Award. The annual award is presented on behalf of the Football Writers Association of America, in conjunction with the Allstate Sugar Bowl.

The Mountain West Coach of the Year, who has led Fresno State to the nation's best win improvement (+8), is also a semifinalist for the 2017 George Munger College Coach of the Year Award, which is presented yearly by the Maxwell Football Club.

"We have an excellent group of finalists who stretch from the East Coast to the West Coast and represent a cross-section of conferences in the Football Bowl Subdivision," the FWAA's 2017 President Dave Jones said. "Some of these coaches will be competing for the College Football Playoff national title. Others represent remarkable building of programs and turnarounds."

There are no previous "Eddie" winners in the group, and Swinney is the only previous finalist for one of college football's most prestigious coaching awards. The winner will be announced on Thursday, Dec. 14.

"The Allstate Sugar Bowl is proud to have the opportunity to recognize the top college football coaches in the nation while at the same time honoring Louisiana legend Eddie Robinson," said Stanley Cohn, President of the Sugar Bowl Committee. "We're looking forward to presenting this prestigious trophy to the winner in Atlanta this January."

The finalists were placed on a ballot which is being sent out to the entire FWAA membership this morning. Ballots will be accepted from the membership through 3 p.m. PT on Friday, Dec. 8.

The official presentation reception will be on Jan. 6, 2018, in Atlanta where the winning coach will be handed the FWAA/Eddie Robinson Coach of the Year bust during a reception in conjunction with the College Football Playoff National Championship.

The FWAA has presented a coaching award since the 1957 season when Ohio State's Woody Hayes was named the first recipient. The FWAA coaching award is named after the late Robinson, a coaching legend at Grambling State University for 55 seasons.

The 2017 Eddie Robinson Coach of the Year Finalists:

Jeff Tedford (Fresno State): In his first season at his alma mater, Tedford helped record the best turnaround in the FBS, as the Bulldogs finished 9-3 in the regular season after a 1-11 record in 2016. Fresno State won its division at 7-1 before falling to Boise State in the Mountain West Championship Game. Two of the Bulldogs' three losses were to Alabama and Washington early in the season. Fresno State will meet Houston in the Hawai'i Bowl.

Bill Clark (UAB): After the school's two-year hiatus from football, Clark's Blazers posted an 8-4 record during the 2017 regular season. Clark has built a roster from scratch and has recorded the most FBS victories in a UAB season. The Blazers beat four bowl-eligible teams, placed second in C-USA's West Division at 6-2, and earned only the second bowl bid in program history, when they'll take on Ohio in the Bahamas Bowl.

Scott Frost (UCF): UCF (12-0) has its longest winning streak in program history heading into its Chick-fil-A Peach Bowl meeting against Auburn. The American Athletic Conference champions lead the nation in scoring (49.4 ppg) and are the only unbeaten team remaining in the FBS. Frost has accepted a job at his alma mater to coach the Nebraska Cornhuskers, but will coach UCF in Atlanta.

Lane Kiffin (FAU): In his first season at the school, the well-traveled Kiffin led the Owls (10-3) to a win in the Conference USA Championship Game, as FAU became only the league's second team to finish the regular season undefeated and win the title game. Kiffin led one of the best turnarounds in the FBS, as FAU was 3-9 year ago. The Owls, who have won nine straight games after a 1-3 start, will play Akron in the Cheribundi Tart Cherry Boca Raton Bowl.

Jeff Monken (Army): Army stands at 8-3 before its meeting against Navy on Saturday in Philadelphia. The Black Knights, the nation's top rushing team (368.1 ypg), will meet San Diego State in the Lockheed Martin Armed Forces Bowl. A year ago, the Black Knights broke a 14-game losing streak against Navy and have fed off that momentum in 2017. They were unbeaten at home (6-0) for the first time since 1996. The Black Knights lost two road games by a total of seven points.

Lincoln Riley (Oklahoma): In his first season as a head coach, the nation's youngest FBS head coach (34) has taken the Sooners to a 12-1 record and a berth in the College Football Playoff. With a Heisman Trophy finalist in quarterback in Baker Mayfield, the Sooners have one of college football's most prolific offenses. The Sooners, No. 2 in the CFP's final rankings, defeated TCU a second time this season in the Big 12 Championship and will face Georgia in the Rose Bowl.

Kirby Smart (Georgia): The Southeastern Conference champion Bulldogs (12-1) were ranked No. 1 in the College Football Playoff rankings for the first time in school history – and stayed there for two weeks before finishing at No. 3, following their win over Auburn in the SEC Championship Game. The Bulldogs captured the SEC Eastern Division, including a perfect 6-0 in the division for the first time since the

league split into divisions in 1992. Smart is in the second year as head coach at his alma mater.

Dabo Swinney (Clemson): Coach of the defending national champions, Swinney has the Tigers in the College Football Playoff for the third straight year. The Atlantic Coast Conference champions (12-1) and top seed in the playoff will meet Alabama in the Allstate Sugar Bowl, a rematch of the last two national championship games. Swinney was a finalist for the Eddie Robinson Award in 2011 and '15.

The Allstate Sugar Bowl has established itself as one of the premier college football bowl games, having hosted 27 national champions, 92 Hall of Fame players, 48 Hall of Fame coaches and 17 Heisman Trophy winners in its 83-year history. The 84th Allstate Sugar Bowl Football Classic, which will double as a College Football Playoff Semifinal, will be played on January 1, 2018. In addition to football, the Sugar Bowl Committee annually invests over \$1.6 million into the community through the hosting and sponsorship of sporting events, awards and clinics. Through these efforts, the organization supports and honors nearly 100,000 student-athletes each year, while injecting over \$2.5 billion into the local economy in the last decade. For more information, visit AllstateSugarBowl.org.

The Eddie Robinson Award is a member of the National College Football Awards Association (NCFAA), which encompasses college football's most prestigious awards. Founded in 1997, the NCFAA and its 24 awards now boast over 800 recipients, dating to 1935. Visit ncfaa.org to learn more about our story.

The Football Writers Association of America, founded in 1941, consists of 1,300 men and women who cover college football. The membership includes journalists, broadcasters and publicists, as well as key executives in all the areas that involve the game. The FWAA works to govern areas that include game-day operations, major awards and its annual All-America team. For more information about the FWAA and its award programs, contact Steve Richardson at tiger@fwaa.com.



FRESNO STATE BOWL GAMES

LITTLE ALL AMERICAN PINEAPPLE BOWL BOWL

FRESNO STATE 27,
ARKANSAS STATE 26
Dec. 27, 1937 • Los Angeles, Calif.

Scoring By Quarters

Fresno State	0	7	7	13	-	27
Arkansas State	0	7	7	12	-	26

Scoring Summary

FS Toby Heeb, 6 yard pass from Ken Gleason (Ray Sturgill kick)
 ASU Rabbit Burnett, 16 yard run (C. Turtner kick)
 ASU Peewee Montgomery, 4 yard run (Turner kick)
 FS Granny Holbrook, 10 yard pass from Gleason (Sturgill Kick)
 FS Heeb, 15 yard run (kick failed)
 ASU Turner, 18 yard pass from Burnett (kick failed)
 FS Holbrook, 7 yard run (Sturgill kick)
 ASU Montgomery, 85 yard kickoff return (kick blocked)
Attendance: 5,000

LOS ANGELES – In a benefit charity bowl aiding the Under Privileged Children's Milk Fund of Los Angeles, the Bulldogs spent Christmas day battling through a game filled with deadlocked scores, intricate passing and a strong running game.

Before 5,000 roaring fans in Gilmore Stadium, Los Angeles, the Fresno State College Bulldogs clinched a last second 27-26 victory over the Arkansas State College Teachers (ASU Bears) from Conway Arkansas.

Fresno State jumped out with an early 7-0 lead in the first period starting from the 47-yard line and scoring with an acrobatic catch by Toby Heeb from quarterback Ken Gleason. ASU answered, ending the first half 7-7.

The final half of the game started with a quick seven for ASU as Montgomery crossed into the endzone standing up after a nearly 35-yard drive.

Down by seven, the Bulldogs took the ball at the 17-yard line beginning an offensive attack that resulted in a seven point boost with a touchdown from Granville Holbrook and an extra point from Ray Sturgill.

Tied at 14-14 the fourth quarter opened with a 35-yard punt return placing the ball on Fresno's 41. The offense did not stop there as the Bulldogs ran the ball 59 yards to score. The extra point went wide putting Fresno State up 20-14.

The Bears yet again retaliated tying the game 20-20 with a 65-yard drive and an endzone trip by Turner. The extra point edged ASU once again on par with the Bulldogs.

Fresno State found their way on top scoring their fourth touchdown by Holbrook on a 33-yard run and successfully placing the extra point.

Arkansas State would not give up as the game minutes were diminishing. Returning the kickoff, Bears' Montgomery faked a pass to teammate Burnett and ran an 85-yard touchdown. Threatening to tie the game, the Bulldogs' Frank McClurg blocked the kick securing a one-point Fresno State lead that would determine the Bulldogs' first-ever bowl game victory.

Team Stats	FS	ASU
Fumbles	8	1
Passes A-C	11-7	21-7
First Downs	19	9

Individual Stats - Unavailable

FRESNO STATE 3,
HAWAII 0
Jan. 1, 1941 • Honolulu, Hawaii

Scoring By Quarters

Fresno State	0	0	0	3	-	3
Hawaii	0	0	0	0	-	0

Scoring Summary

FS Dale Mickelwait, 18 yard FG

Attendance: 22,000

HONOLULU – The Bulldogs traveled to Honolulu to play before 22,000 wind-blown and rowdy spectators in the Pineapple Bowl. Matching up against the Hawai'i Rainbows, the Bulldogs found the needed three-point difference early in the fourth quarter to seal the Fresno State victory.

The 'Dogs produced the three-point game spread off a Dale Mickelwait 18-yard field goal held by Lloyd Leest. The Pineapple Bowl game-winner marked the second time Micklewait booted the Bulldogs to victory this season. He secured the extra point conversion against Nevada to push the Bulldogs to a 7-6 triumph.

The 3-0 score is a misleading summary of the game considering both teams had several empty scoring attempts and the Bulldogs and Rainbows gained at least 200 yards apiece. Both teams found themselves with penalty problems - Hawai'i lost 40 yards and the Bulldogs dropped 55, but fumble action was fairly clean as Hawai'i created the game's one and only loose ball. Hawai'i held the Bulldogs twice within their five-yard line before Fresno State broke the three-quarter scoreless streak.

Team Stats	FS	UH
First Downs	12	15
Rushing Yds.	208	197
Passing Yds.	17	66
Punts/Avg.	8/36	6/34
Fumbles	0	1
Yards Penalized	55	40

Individual Stats - Unavailable

RAISIN BOWL

DRAKE 13,
FRESNO STATE 12
Jan. 1, 1946 • Fresno, Calif.

Scoring By Quarters

Drake	6	0	0	7	-	13
Fresno State	0	6	0	6	-	12

Scoring Summary

DU Wallace Rooker, 1 yard run (kick failed)
 FS Jack Kelley, 19 yard run (kick blocked)
 FS Mel Gustafson, 1 yard run (kick failed)
 DU Charles McDowell, 24 yard pass from Jack Coupe (Jim Baer kick)

Attendance: 10,000

FRESNO, Calif. – Ratcliff Stadium and the Fresno State Bulldogs played host to 10,000 fans and the Drake Bulldogs for the first-ever Raisin Bowl.

Fresno State led for most of the game entering the fourth quarter with a 12-6 spread over Drake. With only 6:30 remaining in the game the Bulldogs opted not to utilize their successful running game, but instead went to their passing game on the second down. To quarterback Mel Gustafson's dismay, the pass did not find Bulldog hands but was interrupted by Drake guard Ralph Gruben who advanced the ball to the FS 24-yard line.

The following play proved fatal for Fresno State as Drake's halfback Jake Coupe connected a pass to Charles McDowell who ran the ball in from the 1-yard line. Jim Baer converted for the final point needed to defeat the Bulldogs 13-12.

Fresno State found six of their total points in the first half, but not until after the Drake 'Dogs sent their first seven to the scoreboard.

Down by six, the Bulldogs opened the second quarter with an impressive offensive drive. Jack Kelley produced a 19-yard running touchdown play on a double-reverse crossing into the endzone standing. With a failed field goal attempt the score stood at 6-6 heading into the half.

Opening the final period, FS scored when Louis Papac received a shallow Drake punt on the Drake 44. Papac pulled defenders to his right then reversed his motion to hustle the ball all the way to the Drake 1-yard line where Hobza knocked him out of bounds. Gustafson was credited with the TD bulldozing into the endzone to score. Taylor's kick soared wide, but the 'Dogs were on top again leading 12-7.

With less than seven minutes remaining, the game appeared to be wrapped up, but the Bulldogs could not foresee the fatal intercepted pass that would put the game away for good.

Team Stats	FS	Drake
First Downs	9	9
Rushing Yds.	163	155
Punts/Avg.	13/32.4	8/28.6
Fumbles	1	6

Individual Stats - Unavailable



1937

LITTLE ALL-AMERICAN BOWL



1941

PINEAPPLE BOWL



1946

RAISIN BOWL



FRESNO STATE BOWL GAMES

MERCY BOWL 1

FRESNO STATE 36,
BOWLING GREEN 6

Nov. 23, 1961 • Los Angeles, Calif.

Score by Quarters	1	2	3	4	Score
Fresno State	3	7	20	6	36
Bowling Green	0	6	0	0	6

Scoring Summary

FS	Nick Masich, 29 yard FG
BG	Ray Bell, 2 yard run (kick failed)
FS	Jan Barrett, 45 yard pass from Beau Carter ((Masich kick)
FS	Bruce Seifert, 1 yard run (Masich kick)
FS	Barrett, 23 yard pass from Carter (kick failed)
FS	Carter, 4 yard run (Masich kick)
FS	Carter, 8 yard run (pass failed)

Attendance: 33,146

LOS ANGELES – In remembrance of the 17 Cal Poly football players killed in a plane crash following a Bowling Green vs. Cal Poly game a year earlier, Fresno State and Bowling Green matched up for the Mercy Bowl Classic to raise money for the surviving widows and children and to dedicate a memorial in their honor. Before a then record breaking crowd of 33,145, the Bulldogs and Falcons raised \$200,000 as they played what would become known as one of the greatest victories in Bulldog head coach Cecil Coleman's career.

Six point underdogs entering the game, the Bulldogs surprised everyone but themselves in a trouncing 36-6 victory over Bowling Green ending the Bulldogs' unblemished season with a 10-0 record.

With a passing attack that would not, or could not be stopped, the Bulldogs trailed only once in the game defeating what was known as the fourth ranked team in the nation in total defense with their relentless air-strike.

The Bulldogs scored the next five touchdowns, breaking numerous school records and grabbing six interceptions to soundly win the game.

Bulldog Bruce Seifert scored a TD on a 1-yard run to start the third period. Masich gained a Bulldog point on the conversion.

Ahead 17-6, the Bulldogs passed over the grounded Falcons, a 23-yard strike from Carter to Barrett in the endzone. Although the extra point failed, the 'Dogs moved further out of reach.

On a 4-yard run Carter scored the final TD of the 20-point third quarter. Masich's extra point pushed the Bulldog spread to 30-6.

Carter found himself on a final 8-yard scoring run for the 'Dogs in the fourth, his second TD for the game. With the failed extra point attempt the Bulldogs retired the game 36-6.

Fresno State Lineups

Offense — LE Jay Buckert, LT Monte Day, LG Bill Laughlin, C Don Brockett, RG Jack Bohan, RE Jan Faris, QB Jon Anabo, LH Herman Hamp, RH Bill Kendrick, RB Bruce Seifert.

TEAM STATS	FS	BG
First Downs	17	23
Rushing Yds.	133	108
Passing A-C-I	22-11-3	43-22-1
Punts/Avg.	4/34	4/32
Penalties-Yds.	4-20	7-75
Fumbles	5	1

INDIVIDUAL STATS

Rushing		
Bowling Green	Att.	Yds.
Heoner	13	42
Bell	7	28
Potts	3	1
Lisbon	2	10
Hartshorn	3	9
R. Reynolds	2	2
Jonior	3	22
Tunnoll	1	-5
Ruggero	1	2

Fresno State	Att.	Yds.
Carter	7	32
Kendrick	5	16
Morris	3	10
Masich	2	6
Hamp	4	11
Selfert	5	12
Sanderson	1	-5
Allen	2	5
Ward	1	3
Anabo	1	10
Knocke	1	0

Passing			
Bowling Green	A-C-I	TD	Yds.
Potts	17-9-2	0	155
Heoner	3-1-1	0	21
Fearnside	2-1-0	0	32

Fresno State	A-C-I	TD	Yds.
Anabo	13-8-0	0	120
Carter	28-14-1	2	248
Stockton	2-0-0	0	0

Receiving		
Bowling Green	Yds.	TD
L. Smith	69	0
R. Reynolds	50	0
Lisbon	34	0
Weaver	38	0
Hepner	17	0

Fresno State	Yds.	TD
Barrett	161	2
Houser	71	0
Buckert	45	0
Hamp	45	0
Farls	12	0
Morris	2	0
Folgerstrom	13	0
Allen	17	0

1961
MERCY BOWL 1



FRESNO STATE BOWL GAMES

CAMELLIA BOWL

HUMBOLDT STATE 29,
FRESNO STATE 14

Dec. 14, 1968 • Sacramento, Calif.

Score by Quarters	1	2	3	4	Score
Humboldt State	0	16	7	6	29
Fresno State	7	0	7	0	14

Scoring Summary

FS Walt Jensen, 1 yard run (Ken Casida kick)
 HSU Mike Cremer, 1 yard run (Dave Banducci kick)
 HSU Banducci, 27 yard FG
 HSU Banducci, 45 yard FG
 HSU Banducci, 37 yard FG
 FS Jensen, 1 yard run (Casida kick)
 HSU Don Del Grande, 30 yard pass from Jim Costello (Banducci kick)
 HSU Dennis Sousa, 4 yard pass from Banducci (kick failed)

Attendance: 8,168

SACRAMENTO, Calif. – The eighth annual Camellia Bowl, played in a muddy Hughes Stadium in Sacramento, Calif., produced a Fresno State defeat as the Bulldogs fell to the Humboldt State Lumberjacks 29-14.

Blocking three Lumberjack kicks would generally predict a Fresno State win, but the Bulldogs' 12 turnovers, seven intercepted passes and five fumbles made up the difference. The California Collegiate Athletic Association champion Bulldogs' effort was stunted even more with out-of-service phone communication between the press box coaching staff and field staff.

Despite the confusion, the Bulldogs opened the scoring by Tony Welch blocking a Lumberjack punt. Welch recovered the ball and ran it to the Humboldt State 5 where Walt Jensen drove it in to score and Ken Casida nailed the extra point.

With a seven point deficit the Lumberjacks, 10-1 and Far Western Conference champions, capitalized on the Bulldogs' offensive glitches and phone service problems coming from behind to take a 16-7 lead heading into the half.

The second half was more of the first as the Bulldogs came out strong. Jack Olson intercepted a likely TD pass from Lumberjack Dennis Sommer and ran the length of the field to set the 'Dogs up on the Humboldt State 1-yard line. Jensen scored and Casida converted cutting the spread to Humboldt State 16, Fresno State 14.

The Lumberjacks avenged the Bulldog seven with a Costello pass to Don Del Grande who found the endzone. Casida converted for the 23-14 lead.

Humboldt was not finished yet however finding Sousa crossing into Fresno State territory on a 4-yard pass from Banducci. The extra point sailed wide cementing the final score Humboldt State 29, Fresno State 14.

Fresno State Lineups

Offense — TE Dave Harris, T John Stahl, LG Hank Corda, C Daryl Waroniecki, RG Brad Fishel, T Bob Inderbieten, SE Steve Sommer, FL Fred Vickers, QB Ron Hudson, HB Walt Jensen, FB Mike Flores.
 Defense — DE Gene Suglian, DT Tony Welch, NG John Focke, DT Ron Remington, DE Dave Auxier, LB Tom McCall, LB Pat Callahan, CB Lloyd Madden, CB Ted Cowles, S Sam Germany, S Ervin Hunt.

MERCY BOWL 2

CAL STATE FULLERTON 17,
FRESNO STATE 14

Dec. 11, 1971 • Anaheim, Calif.

Score by Quarters	1	2	3	4	Score
CS Fullerton	7	3	0	7	17
Fresno State	0	0	7	7	14

Scoring Summary

CSF Don Cotalic, 22 yard block punt recovery (Craig Hiatt kick)
 CSF Hiatt, 25 yard FG
 FS Ben Childers, 12 yard pass from John Behrens (Stoetzel kick)
 FS Gene Austin, 54 yard pass from Behrens (Stoetzel kick)
 CSF Tyrone Perry, 5 yard pass from Mike Ernst (Hiatt kick)

Attendance: 16,854

ANAHEIM, Calif. – Playing for the 14 surviving children of three Fullerton State assistant coaches and a pilot who died in an airplane crash only a month earlier, the Fullerton State Titans came from behind to take the 17-14 Mercy Bowl II victory over the Fresno State Bulldogs.

In the second bowl in Fresno State history played for plane crash victims (1961 Mercy Bowl), the 'Dogs were never able to find a rhythm that would disassemble the Fullerton State offense.

The Titans led for the greater part of the match heading into the second half with a 10-0 lead over the Bulldogs. With 3:21 remaining in the first period Titan Don Cotalic blocked a Bulldog punt scoring on a 22-yard run. Bare-foot kicker Craig Hiatt earned the extra point for the Titans finding the early 7-0 lead. Before the half ended Fullerton State capitalized on more Bulldog trouble as a wild pass from Bulldog center Harry Mestjian caused a desperation kick from Atomic Torosian netting only five yards. Bulldog penalties moved Fullerton State to the nine-yard line where the shoeless Titan nailed a 25-yard field goal for the 10-0 lead.

The Bulldogs found their strength after halftime driving 66 yards in just six plays and scoring off a 12-yard strike from John Behrens to Ben Childers. Childers caught the pigskin at the three-yard line and barreled his way into the endzone with two Fullerton State defenders hanging on his shirttail. Luis Stoetzel secured the extra point cutting the Titan lead to only three.

Fresno State fed off the Bulldog momentum finding seven more points to send to the scoreboard from a Fullerton fumble recovery and a 54-yard rocket from Behrens to flanker Gene Austin. Stoetzel nailed the extra point giving the Bulldogs their first 14-10 lead of the game.

The Titans retaliated however finding their last seven on an 88-yard drive, 11-play, 5-yard pass TD with only 3:32 left to play

Fresno State Lineups

Offense — SE Daren Gee, T Pat Pickford, G Steve Verry, C Lee Munson, G Pat Plummer, T Dave Vietty, TE Ben Childers, QB John Inglehart, HB Herbie Phillips, FB Atomic Torosian, FL Mike Harris.
 Defense — DE Jack Fisher, DT Dennis Keran, NG Theodore Lambert, DT Elmer Cummings, DE Bob Serowick, LB Bill Crawford, LB Gary Weaver, CB Dwayne Crump, CB Ben Davis, SS Phil Borjas, FS Ray Sherman.



1968
CAMELLIA BOWL



1971
MERCY BOWL 2



FRESNO STATE BOWL GAMES

CALIFORNIA RAISIN BOWL 2

FRESNO STATE 29,

BOWLING GREEN 28

Dec. 18, 1982 • Fresno, Calif.

Score by Quarters	1	2	3	4	Score
Fresno State	0	0	7	22	29
Bowling Green	0	14	14	0	28

Scoring Summary

BG	Chip Otten, 4 yard run (Gehad Youssef kick)
BG	John Meek, 1 yard pass from Brian McClure (Youssef kick)
BG	Shawn Potts, 5 yard pass from McClure (Youssef kick)
FS	Stephone Paige, 1 yard 1 pass from Jeff Tedford (Scott Darrow kick)
BG	Potts, 6 yard advance of fumble after Greg Taylor 29 yard pass from McClure (Youssef kick)
FS	Paige, 4 yard run (Darrow kick)
FS	Paige, 27 yard pass from Tedford (Terry Carter pass from Darrow)
FS	Vince Wesson, 2 yard pass from Tedford (Darrow kick)

Attendance: 30,000

FRESNO, Calif. – Fresno State kept its tradition of last minute wins intact trailing by three TDs with 15:42 to play and bouncing back with a 22-point fourth quarter to capture the 29-28 victory with just 11 seconds remaining.

Bulldog flanker Vince Wesson caught a 2-yard pass from Jeff Tedford in the endzone to tie the game 28-28. The Bulldogs pushed ahead 29-28 when kicker Scott Darrow sent fans into a victory frenzy booting the extra point through the uprights.

The dramatic ending was the result of a slow Bulldogs start as the 'Dogs went scoreless until the third quarter. The Falcons however had no trouble jumping into the lead finding the endzone twice before the first half ended.

Trailing by 21, the Bulldogs awoke to the roar of Fresno State fans and proceeded to find their mark on the scoreboard. With an 11-yard pass to Stephone Paige from Jeff Tedford and the extra point from Scott Barrow, the 'Dogs cut the Falcon lead to 14.

The Falcons did not let the 'Dogs back in the game without a fight scoring another goal off a fumble recovery by Potts before the third period expired. The quarter is not the only thing that expired however, so had the Falcon scoring summary.

The remaining 15-minutes contained a Bulldog scoring spree beginning with an 80-yard series resulting in a four-yard run by Paige into the endzone. With the score now Bowling Green 28, Fresno State 14, the 'Dogs set out to find two more TDs.

Setting up on the Falcon 27-yard line, Tedford connected with Paige up the middle who evaded defenders and scored. Playing the odds, the 'Dogs completed a two-point conversion off a pass from Tedford to Terry Carter.

Trailing now by six, with game time steadily dropping from 3:16, the 'Dogs went into what would come to be a 44-yard series of seven plays, a Bowling Green facemask penalty and a Fresno State win with only 11 seconds remaining.

Paige set a school record with 246 yards receiving and tied another with 15 receptions. Tedford tied a school record with 373 yards in passing and set a single game record with 31 completions.

Fresno State Lineups

Offense — SE Stephone Paige, LT Kevin Molle, LG Jerry Lockwood, C John Blacksill, RG Tom Neville, RT Ed Carter, TE Bill Griever, QB Jeff Tedford, TB Terry Carter, FB Dave Adams, FL Vince Wesson.

Defense — LB Kepa Kaaekuahiwi, T Clyde Glover, NG Morris Brown, E Kevin Jones, MLB Kevin Johnson, WLB Bobby Stevenson, ROV Ron Yrigollen, CB Kent Paine, SS Don Turner, FS Matt McKnight, CB Derrick Franklin.



TEAM STATS

	FS	BG
First Downs	27	17
Rushes-Yds.	24-80	44-126
Passing-Yds.	373	246
Return-Yds	59	32
Passes	31-50-4	22-32-1
Punts	2-39	7-40
Fumbles-Lost	4-3	2-0
Penalties-Yds.	4-35	8-68
Time of Possession	24:20	35:40

INDIVIDUAL STATS

	Rushing	
Fresno State	Att.	Yds.
Thomas	5	48
Carter	6	41

Bowling Green	Att.	Yds.
Otten	31	136
Wagner	5	18

Fresno State	Passing	
Tedford	A-C-I	Yds.
	31-50-4	373

Bowling Green	A-C-I	Yds.
McClure	22-32-1	246

Fresno State	Receiving	
Paige	Yds.	TD
Griever	15	246
Wesson	4	43
	3	21

Bowling Green	Yds.	TD
Otten	11	76
Meek	4	55
Taylor	3	74





FRESNO STATE BOWL GAMES

CALIFORNIA RAISIN BOWL 5

FRESNO STATE 51,
BOWLING GREEN 7


Dec. 14, 1985 • Fresno, Calif.

Score by Quarters	1	2	3	4	Score
Bowling Green	0	0	0	7	7
Fresno State	7	16	14	14	51

Scoring Summary

FS	James Williams, 10 yard run (Barry Belli kick)
FS	Anthony Mosley, 1 yard run (Belli kick)
FS	Gene Taylor, 33 yard pass from Kevin Sweeney (Belli kick)
FS	Safety, BG's Brian McClure tackled in end zone
FS	Taylor, 53 yard pass from Sweeney (Belli kick)
FS	Kelly Skipper, 29 yard run (Belli kick)
BG	Jeff Davis, 18 yard run (Paul Silvi kick)
FS	Stephen Baker, 40 yard pass from Sweeney (Belli kick)
FS	Skipper, 13 yard run (Belli kick)

Attendance: 32,554



FRESNO, Calif. — With a reputation as the highest scoring team in the nation, Fresno State dismantled Bowling Green, the Mid American Conference champion, 51-7 in a rematch of the 1982 Cal Bowl II. The 'Dogs finished the season as the nation's only unbeaten Division I team in standing-room only Bulldog Stadium.

Quarterback Kevin Sweeney helped Fresno State's cause throwing for three touchdowns and the Bulldog running game churned out 225 yards, not to mention the Bulldog defense recovering five fumbles and intercepting three passes. The Falcons, stunned by the Bulldog strength, stood by watching their undefeated season and 14-game winning streak, the longest in the nation, come to an end.

The Bulldogs ended the first quarter with only seven of their to-be 51 points off a touchdown from James Williams on a 10-yard run down the center. Barry Belli nailed the extra point

The Bulldogs 14-point second period boosted a 21-0 lead over the then-nationally ranked Falcons with an Anthony Mosley 1-yard run resulting from a Bulldog fumble recovery on the Bowling Green 12-yard line. Then, with 6:59 left in the half Sweeney connected a 33-yard strike to Gene Taylor in the endzone. Belli secured both extra points.

The second half was simply more of the first with the Bulldogs scoring 23 points before time dissolved. Five minutes into the third quarter, Sweeney found Taylor alone on the sideline who scored on a 53-yard touchdown pass. Then, after an official timeout due to crowd noise, the Bulldogs marched 73 yards up the field scoring from a Kelly Skipper 29-yard run. Once again Belli completed the extra point pushing the score to 37-0 entering in the final period of play.

Sweeney connected a 40-yard pass with double-teamed Stephan Baker standing in the endzone. Then with 5:57 left in the game and the Bulldogs setting up on the 13-yard line, Skipper ran the ball through a wide gap down the center to seal the Fresno State California Bowl V victory. The 51-7 scoring margin ranks in Bulldog records as the highest bowl game spread and scoring game in Fresno State history.

Fresno State Lineups

Offense — SE Stephen Baker, LT David Lerma, LG Mike Chuhlantseff, C Mike Savage, RG Terry Laffitte, RT Greg Lovering, TE Mark Scambray, QB Kevin Sweeney, FB Anthony Mosley, TB James Williams, FL Gene Taylor.

Defense — LE Greg Ramsey, NG Chris Pacheco, RE Mark Olson, SLB David Grayson, MLB George Petersen, WLB Anthony Nunn, ROV Cliff Hannemann, LC Anthony Dollarhide, RC Roark Kelly, SS Michael Stewart, FS Rod Webster.

TEAM STATS

	FS	BG
First Downs	21	15
Rushes-Yds.	36-89	48-225
Passing-Yds.	259	194
Return-Yds	10	58
Passes	23-48-3	10-21-1
Punts	6-35	7-47
Fumbles-Lost	6-5	2-1
Penalties-Yds.	11-71	12-112
Time of Possession	32:19	27:51

INDIVIDUAL STATS

	Rushing	
Bowling Green	Att.	Yds.
Davis	7	78
Story	9	41
White	8	12
Schmelzle	2	7
McClure	9	-50

Fresno State	Att.	Yds.
Williams	18	94
Skipper	7	77
Mosley	9	59
Thomas	3	11
Sweeney	8	-16

Bowling Green	Passing	
	A-C-I	Yds.
McClure	42-22-3	254
Neiman	6-1-0	5

Fresno State	A-C-I	Yds.
Sweeney	19-9-1	185
Defabio	1-1-0	9

Bowling Green	Receiving	
	Yds.	TD
Schmelzle	7	84
Meehan	7	65
Bayless	3	31
Rankin	1	19

Fresno State	Yds.	TD
Mosley	3	34
Taylor	2	86
Baker	2	49
Williams	2	16





FRESNO STATE BOWL GAMES

CALIFORNIA RAISIN BOWL 8

FRESNO STATE 35,
WESTERN MICHIGAN 30

Dec. 10, 1988 • Fresno, Calif.

Score by Quarters	1	2	3	4	Score
Fresno State	7	7	21	0	35
Western Michigan	0	17	7	6	30

Scoring Summary

FS	A. Alexander, 55 yard pass from Barsotti (Loop kick)
FS	Alexander, 38 yard pass from Barsotti (Loop kick)
WMU	R. Oliver, 31 yard pass from Kimbrough (Creek kick)
WMU	Davis, 51 yard run (Creek kick)
WMU	Creek, 29 yard FG
FS	Rosette, 65 yard run (Loop kick)
WMU	Davis, 15 yard pass from Kimbrough (Creek kick)
FS	Rosette, 4 yard run (Loop kick)
FS	Jones, 26 yard run (Loop kick)
WMU	Kimbrough, 6 yard run (pass failed)

Attendance: 31,272

FRESNO, Calif. — Big West Conference champion Fresno State captured its third California Bowl title in seven years, before 31,272 fans in Bulldog Stadium.

The 'Dogs jumped out to an early 7-0 lead over the Broncos of Western Michigan when Mark Barsotti connected a 55-yard pass to Andre Alexander and Steve Loop nailed the extra point attempt.

The touchdown pair struck again in the second period when Barsotti found Alexander covering 38 yards, ball-in-hand, entering the endzone. Loop's extra point hit the target carrying the 'Dogs to a 14-0 lead.

The Broncos, silent through the first quarter, and the first minutes of the second, awoke to stun the Bulldogs with two consecutive touchdowns before the half dissolved. Robert Oliver crossed the line dragging a Bulldog defender off a 31-yard pass from Tony Kimbrough. John Creek gave the Broncos the extra point closing in on the Bulldog lead.

Less than two minutes passed before the Broncos landed in the endzone again. Setting up on the WMU 49-yard line, Rob Davis found a open tunnel through the defense and traveled into the endzone. Creek sent the extra point to the scoreboard tying the game 14-14.

Before time ran out, Bronco's Creek nailed a 29-yard field goal leaving the Bulldogs on their heels trailing 17-14 at the half for the first time at home during the '88 season.

The Bulldogs countered the Bronco lead in the second half with a ferocious running attack. On the Fresno State 35, Darrell Rosette located a hole in WMU defense and motored the ball 65-yards to score. Loop secured the extra point putting the Bulldogs again in the lead 21-20.

WMU responded with a touchdown by Davis only minutes later, but the Bulldogs held the momentum scoring on a 80-yard drive and a 4-yard run by Rosette.

Ahead 28-24, the Bulldogs relentlessly pushed the Broncos tallying seven more points before the third quarter closed. Bulldog Myron Jones, handled the ball on the WMU 26-yard line, faked hitting the middle and veered to the corner to run it in and score.

Fresno State's senior running back Darrell Rosette earned the Cal Bowl Most Valuable Player award after rushing for a career-high 149 yards.

Fresno State Lineups

Offense — SE Dwight Pickens, LT Fil Lujan, LG Paul Vial, C Jim Rademann, RG Jeff Skidmore, RT Jeff Truschel, TE Craig Jones, TB Kelly Skipper, FB Myron Jones, QB Mark Barsotti, FL Andre Alexander.

Defense — SLB Tracy Rogers, LE Nick Ruggeroli, NG Chuck McCutchen, RE Willie Howard, MLB Brian Greer, WLB Blair Holloway, ROV Ron Cox, LC James Williams, SS Tony Harris, FS Craig Bowens, RC Darrel Martin.



TEAM STATS

	FS	WMU
First Downs	17	24
Rushing Atts	46	35
Rushing Yds.	242	187
Passes A-C-I	29-15-3	57-24-0
Passing Yds.	240	366
Total Yds.	440	503
Punts/Yds.	9-325	10-372
Fumbles	1	3
Penalties-Yds.	20-166	8-65

INDIVIDUAL STATS

	Rushing Att.	Yds.
Fresno State		
Skipper	4	6
Vones	6	69
Cooks	4	9
Rosette	23	149
Dickens	1	-3
Barsotti	8	-30


	Att.	Yds.
Western Michigan		
Davis	15	71
Kimbrough	17	65
Agema	3	1

	Passing A-C-I	TD	Yds.
Fresno State			
Barsotti	29-15-3	2	240

	A-C-I	TD	Yds.
Western Michigan			
Kimbrough	57-24-0	2	366

	Receiving Rec.	Yds.	TD
Fresno State			
Pickens	3	24	0
Alexander	3	103	2
Jones	5	76	0
Shelley	1	76	0
Rosette	2	6	0
Williams A.	1	5	0

	Rec.	Yds.	TD
Western Michigan			
Oliver	7	119	1
Boyko A.	5	120	0
Agema	6	120	0
Boyko B.	3	40	0
Davis	2	20	1
Belle	1	14	0





FRESNO STATE BOWL GAMES

CALIFORNIA RAISIN BOWL 9

FRESNO STATE 27,

BALL STATE 6

Dec. 9, 1989 • Fresno, Calif.

Score by Quarters	1	2	3	4	Score
Ball State	0	6	0	0	6
Fresno State	0	10	3	14	27

Scoring Summary

FS	Steve Loop, 34 yard field goal
BSU	Barbee, 1 yard run (kick failed)
FS	Stephen Shelley, 91 yard pass from Barsotti (Loop kick)
FS	Ron Cox, 58 yard interception return (Loop kick)
FS	Curt Thornton, 5 yard pass from Buechele (Loop kick)

Attendance: 31,610

FRESNO, Calif. — With the coin flip landing in Ball State favor the Bulldogs kicked off the last Fresno State football game of the decade unaware that the game would result in a 27-6 victory over Ball State, an 11-1 winning season, the second consecutive California Raisin Bowl victory and the Bulldogs' fourth California Raisin Bowl title in eight years ('82, '85, '88, '89).

With 31,610 Fresno State fans packing Bulldog Stadium the 'Dogs led the Ball State Cardinals through a scoreless first period. The second quarter brought 10 more minutes of empty scoreboard windows until the Bulldogs took control of the game kicking a 33-yard field goal by Steve Loop.

The three point Ball State deficit did not hold as Ball State drove 73 yards, following a failed 44-yard Bulldog field goal attempt, to threaten Fresno State from 1-yard line. Cardinal Tom Barbee snuck into the endzone, but the extra point soared wide to the left putting Ball State ahead 6-3.

The Bulldogs retaliated in full force with a completed pass from Mark Barsotti to Stephen Shelley who ran the ball unscathed into the endzone for a 91-yard touchdown. Loop's extra point sent the 'Dogs into halftime with a 10-6 lead.

The third quarter of play continued to boost the Fresno State Red Wave moral. Loop nailed a field goal through the uprights from 27-yards pushing the Bulldog spread to 13-6.

The final minutes of play cemented the Bulldog win as Fresno State pulled away with two more touchdowns, holding the Cardinal to the original six points they found in the second quarter.

Less than a minute into the fourth quarter Ron Cox, a junior All-American, intercepted a BSU desperation pass and ran the ball 58 yards into the endzone. Loop sent another extra point to the scoreboard that now displayed a 20-6 Fresno State lead.

The contest was put to an end with an easy touchdown pass from Eric Buechele to wide-open Curt Thornton standing alone in the endzone. Loop rocketed his third successful extra point of the game tallying the 27-6 Fresno State California Raisin Bowl victory.

Cox received Most Valuable Player of the game.

Fresno State Lineups

Offense — SE Stephen Shelley, LT Fil Lujan, LG Paul Vial, C Dave Ewing, RG Melvin Johnson, RT Mike Foust, TE Rich Bartlewski, QB Mark Barsotti, TB Aaron Craver, FB Myron Jones, FL Dwight Pickens.

Defense — SLB Jeff Thiesen, LE Terry Cook, NG Zack Rix, RE Nick Ruggeroli, MLB Pete Jenkins, WLB Devonne Edwards, ROV Ron Cox, LC Courtney Griffin, SS David Shelton, FS Marquez Pope, RC James Williams.



TEAM STATS

	FS	BSU
First Downs	18	16
Rushing Atts	40	36
Rushing Yds.	134	115
Passes A-C-I	28-17-0	32-15-4
Passing Yds.	309	160
Total Yds.	425	221
Punts/Yds.	6-31.7	7-34
Fumbles	0	0
Penalties-Yds.	9-57	4-30

INDIVIDUAL STATS

	Rushing	
	Att.	Yds.
Fresno State		
Barsotti	2	-3
Cramer	22	65
Cooks	8	31
Jones	5	12
Lewis	2	12
Buechele	1	-1

	Att.	Yds.
Ball State		
Riley	11	-22
Parmalee	21	77
Barbee	2	3
Wilson	1	0
Hammeroley	1	3

	Passing		
	A-C-I	TD	Yds.
Fresno State			
Barsotti	23-14-0	1	246
Buechele	4-3-0	1	63
Craver	1-0-0	0	0

	A-C-I	TD	Yds.
Ball State			
Riley	29-13-3	0	138
Hameroley	3-2-1	0	22

	Receiving		
	Rec.	Yds.	TD
Fresno State			
Jones	7	70	0
Thornton	2	16	1
Pickins	2	66	0
Craver	2	6	0
Shelley	1	91	1
Cooks	1	18	0
Burnett	2	42	0

	Rec.	Yds.	TD
Ball State			
Jones	3	53	0
Wilson	5	46	0
Parmalu	4	18	0
Jackson	2	12	0
Hammond	1	31	0





FRESNO STATE BOWL GAMES

CALIFORNIA RAISIN BOWL 11

BOWLING GREEN 28,

FRESNO STATE 21

Dec. 14, 1991 • Fresno, Calif.

Score by Quarters	1	2	3	4	Score
Bowling Green	14	7	0	7	28
Fresno State	7	7	0	7	21

Scoring Summary

BG	Brett Landman, 5 pass from LeRoy Smith (Leaver kick)
BG	Mark Szlachcic, 29 pass from Erik White (Leaver kick)
FS	Mark Barsotti, 3 run (Mahoney kick)
BG	Szlachcic, 9 pass from White (Leaver kick)
FS	Anthony Daigle, 57 run (Mahoney kick)
BG	LeRoy Smith, 1 run (Leaver kick)
FS	Marty Thompson, 5 pass from Mark Barsotti (Mahoney kick)

Attendance: 34,877

FRESNO, Calif. – Bowling Green ended Fresno State's hope for a fourth California Raisin Bowl championship since 1982 on Bowling Green's 3-yard line, holding on for a 28-21 victory over the Bulldogs before a record bowl crowd of 34,877.

The Bulldogs, the Big West Conference champions who ended their season with a 10-2 record, needed to drive 99 yards inside the final three minutes for the game-tying touchdown. Behind senior quarterback Mark Barsotti, who was playing for the first time since breaking his leg on Oct. 19, Fresno State set up on Bowling Green's 3-yard line with 19 seconds to play. The Falcon defense played tight forcing Barsotti into three consecutive incomplete passes preserving the Bowling Green win.

Fresno State never ceased the relentless Bulldog attack entering the game as a two-touchdown favorite. The Falcons bolted out to leads of 14-0, 21-7 and 28-14 behind the passing combinations of quarterback Erik White and receiver Mark Szlachcic.

The Bulldogs cut the spread to 28-21 on a Barsotti TD pass to tight end Marty Thompson, then once again put themselves in position for the final drive on the Bowling Green 3-yard line after cornerback Tony Brown intercepted a White pass at the Fresno state 1-yard line.

The Bulldogs out-gained the Falcons 484-383, but the 'Dogs were constantly set back by costly penalties. Fresno State was flagged 11 times totaling 86 lost yards.

Fresno State Lineups

Offense — SE Kelvin Means, LT Ron Collins, LG Rus Hartmann, C Jason James, RG Melvin Johnson, RT Jesse Hardwick, TE Marty Thompson, QB Mark Barsotti, TB Ron Rivers, FB Lorenzo Neal, FL Malcolm Seabron.

Defense — SLB Jeff Thiesen, LE Judd Foell, NG Zack Rix, RE Earl Oliver, MLB Pete Jenkins, WLB Darren Boyer, ROV Steve Lee, LC Tony Brown, SS Stacey Wilcots, FS Marquez Pope, RC Emery Braxton.



TEAM STATS

	FS	BG
First Downs	24	22
Rushing Atts	42	39
Rushing Yds.	225	138
Passes A-C-I	36-25-1	31-19-1
Passing Yds.	286	268
Total Yds.	484	383
Punts/Yds.	3-32	4-31.5
Fumbles	2	2
Penalties-Yds.	11-86	3-36

INDIVIDUAL STATS

	Rushing	
	Att.	Yds.
Fresno State		
Barsotti	9	21
Rivers	7	5
Neal	14	78
Daigle	8	77
Christian	2	10
Allison	2	7

	Rushing	
	Att.	Yds.
Bowling Green		
Jackson	16	59
Smith	13	46
Lindsey	2	4
White	7	1
Lee	1	5

	Passing		
	A-C-I	TD	Yds.
Fresno State			
Barsotti	36-25-1	1	286

	Passing		
	A-C-I	TD	Yds.
Bowling Green			
White	30-18-1	2	263
Smith	1-1-0	1	5

	Receiving		
	Rec.	Yds.	TD
Fresno State			
Rivers	6	84	0
Neal	4	8	0
Winans	3	66	0
Thompson	4	25	1
Ross	3	28	0
Seabron	1	23	0
Means	2	39	0
Daigle	2	13	0

	Receiving		
	Rec.	Yds.	TD
Bowling Green			
Redd	2	47	0
Szlachcic	11	189	2
Landman	3	14	1
Jackson	3	18	0





FRESNO STATE BOWL GAMES

FREEDOM BOWL

FRESNO STATE 24,

USC 7

Dec. 29, 1992 • Anaheim, Calif.

Score by Quarters	1	2	3	4	Score
No. 23 USC	0	7	0	0	7
Fresno State	0	7	3	14	24

Scoring Summary

USC	Strother 1 yard run (Ford kick)
FS	Neal 1 yard run (Mahoney kick)
FS	Mahoney 43 yard field goal
FS	Daigle 2 yard run (Mahoney kick)
FS	Rivers 5 yard run (Mahoney kick)

Attendance: 58,546

ANAHEIM, Calif. – Fresno State pulled the bowl season's biggest and most talked about upset with a stunning 24-7 win over Southern Cal in the Freedom Bowl IX held in Anaheim Stadium. The Bulldogs dominated the Trojans in every facet of the game, most notably in total offense, where Fresno State enjoyed a 405-183 advantage.

Offense is what took Fresno State to the Freedom Bowl, but defense is what won the game that Bulldogs' head coach Jim Sweeney said was the "biggest game in Bulldog history."

The 'Dogs stole four turnovers from the favored Trojans and allowed only one third-down conversion in nine attempts. USC quarterback Rob Johnson found only seven completions in the Bulldogs' secondary and threw three interceptions. Those defensive numbers, plus a Fresno State offense that ran 84 plays created chaos for the tradition-packed Trojans.

In the second, the always-responsive Bulldogs answered an early Trojan touchdown with an 11-play, 70-yard drive resulting in a 1-yard plunge by game MVP Lorenzo Neal. Four mid-range passes by Trent Dilfer, including a 10-yarder to Tydus Winans on fourth down at the USC 33, energized the drive.

Derek Mahoney added a field goal in the third quarter to give the 'Dogs the lead, but two fourth quarter touchdowns sent the 30,000 Red Wavers in attendance back home with a win. Eight runs for 32 yards helped set up a 22-yard pass from Dilfer to Winans that put Fresno State at the USC two-yard line with just under six minutes to play. From there, Anthony Daigle took the ball across the goal line.

Big runs of 32 yards by Ron Rivers and 17 by Daigle moved the 'Dogs up the field while using most of the remaining time on the clock. It took only five plays for Fresno State to travel 56 yards and get the game-clinching score on a 5-yard dash up the middle by Rivers.

Fresno State Lineups

Offense — SE Lee Harris, LT Ron Collins, LG Josh Coldiron, C Jason James, RG Rus Hartmann, RT Jesse Hardwick, TE Marty Thompson, QB Trent Dilfer, TB Ron Rivers, FB Lorenzo Neal, FL Malcolm Seabron.

Defense — SLB Wendell Valentine, LE Brad Bell, NG Zack Rix, RE Nick Serfas, MLB Chris Peters, WLB Earl Oliver, ROV Gene Smith, LC Brian Porter, SS Sam Watson, FS Johnny Johnson, RC James Burton.

TEAM STATS

	FS	USC
First Downs	24	14
Rushing Atts	56	32
Rushing Yds.	262	112
Passes A-C-I	28-13-0	18-7-3
Passing Yds.	164	95
Total Yds.	405	183
Punts/Yds.	5-40.2	5-43
Fumbles	1	1
Penalties-Yds.	9-61	7-35

INDIVIDUAL STATS

	Rushing	
	Att.	Yds.
Fresno State		
Daigle	11	54
Dilfer	7	8
Rivers	19	104
Neal	19	75

	Att.	Yds.
USC		
Johnson	5	-12
Crayton	19	79
Strother	1	1
Mooney	2	9
Bender	2	3
McFadden	3	8

	Passing		
	A-C-I	TD	Yds.
Fresno State			
Dilfer	28-13-0	0	164

	A-C-I	TD	Yds.
USC			
Johnson	18-7-3	0	95

	Receiving		
	Rec.	Yds.	TD
Fresno State			
Ross	2	18	0
Winans	3	56	0
Neal	2	21	0
Thompson	2	29	0
Seabron	1	20	0
Rivers	2	13	0
Daigle	1	7	0

	Rec.	Yds.	TD
USC			
Crayton	2	10	0
Jackson	1	16	0
Hannah	1	8	0
Morton	3	61	0





FRESNO STATE BOWL GAMES

JEEP EAGLE ALOHA BOWL

COLORADO 41,
FRESNO STATE 30
Dec. 25, 1993 • Honolulu, Hawai'i

Score by Quarters	1	2	3	4	Score
Fresno State	0	10	14	6	30
Colorado	10	10	14	7	41

Scoring Summary

CU	Salaam 2 yard run (Berger kick)
CU	Berger 44 yard field goal
CU	Hill 7 yard run (Berger kick)
FS	Mahoney 27 field goal
CU	Berger 49 field goal
FS	Seabron 68 yard fumble return (Mahoney kick)
CU	Salaam 40 yard run (Berger kick)
FS	Daigle 1 yard run (kick blocked)
CU	Leomiti 28 yard fumble return (Berger kick)
FS	Winans 8 yard pass from Dilfer (Daigle pass from Dilfer)
CU	Salaam 4 yard run (Berger kick)
FS	Winans 11 yard pass from Dilfer (pass failed)

Attendance: 44,009

HONOLULU – Before 44,009 fans Trent Dilfer passed for a career-best 523 yards and two touchdowns, but it was not enough for the Bulldogs to overcome 17th-ranked Colorado in a 41-30 loss at Aloha Stadium in the 12th annual Jeep Eagle Aloha Bowl on Christmas Day.

The Bulldogs, who finished second nationally in turnover margin, turned the ball over an uncharacteristic five times in the game which led directly to 24 Colorado points. The Buffaloes, Big Eight runner-up, led the entire game, once by as many as 18 points, but were never able to put the Bulldogs away.

Fresno State trailed 20-3 with one second left in the first half, but before time could run out Jamie Christian and Malcolm Seabron combined on an 81-yard kickoff return for a touchdown pulling the Bulldogs within 10 (20-10) heading into the second half.

The remaining 30 minutes were filled with scoring as the Buffaloes connected for 21 more points including a 40-yard run by Buffaloes' Salaam and a 28-yard fumble return by Leomiti. The Bulldogs contributed to the excitement closing in on the Buffaloes with three touchdowns of their own. Daigle found the endzone on a 1-yard carry in the third quarter followed by two Tydas Winans' TDs near the end of the third quarter and again at the conclusion of the fourth.

The Bulldogs, who came into the contest ranked 20th nationally in rushing (221.6 ypg), were held to just three net yards in the bowl contest. The Bulldogs out-gained the Buffaloes in total yards, 526-395.

Fresno State Lineups

Offense — SE Tydas Winans, LT Ron Collins, LG Josh Coldiron, C Jason James, RG Rus Hartmann, RT Kenny Hall, TE David Dunn, QB Trent Dilfer, TB Ron Rivers, FB Sal Mejico, FL Malcolm Seabron.

Defense — LE Chris Rockwell, NG Demetrius Edwards, RE Brad Bell, MLB Chris Peters, WLB Ron Papazian, ROV Gene Smith, LC James Burton, SS Sam Watson, FS Lance Thomas, RC Tommy Jones, CB Omar Stoutmire.



TEAM STATS

	FS	CU
First Downs	34	19
Rushing Atts	25	46
Rushing Yds.	79	295
Passes A-C-I	63-37-1	15-8-0
Passing Yds.	523	124
Total Yds.	526	395
Punts/Yds.	3-31.3	43.3
Fumbles	5	1
Penalties-Yds.	9-88	7-84

INDIVIDUAL STATS

	Rushing	
	Att.	Yds.
Fresno State		
Rivers	14	37
Daigle	5	14
Christian	1	6
Duhn	1	-5
Dilfer	4	-49

	Att.	Yds.
Colorado		
Salaam	23	135
Warren	10	68
Stewart	8	50
Hill	4	13
Joseph	1	5

	Passing		
	A-C-I	TD	Yds.
Fresno State			
Dilfer	63-37-1	2	523

	A-C-I	TD	Yds.
Colorado			
Stewart	15-8-0	0	124

	Receiving		
	Rec.	Yds.	TD
Fresno State			
Dunn	9	149	0
C. Jones	6	84	0
Harris	5	87	0
Daigle	5	69	0
Rivers	5	58	0
Winans	3	33	2
Seabron	2	29	0
Christian	2	14	0

	Rec.	Yds.	TD
Colorado			
Fourja	3	27	0
C. Johnson	3	27	0
Westbrook	1	43	0
Cunningham	1	27	0





FRESNO STATE BOWL GAMES

EA SPORTS LAS VEGAS BOWL

UTAH 17,

FRESNO STATE 16

Dec. 18, 1999 • Las Vegas, Nev.

Score by Quarters	1	2	3	4	Score
Fresno State	7	0	3	6	16
Utah	7	0	7	3	17

Scoring Summary

FS	P. Williams 75 yard return of blocked field goal (Hanna kick)
Utah	M. Anderson 34 yard run (Truhe kick)
FS	Hanna 27 yard field goal
Utah	M. Anderson 5 yard run (Truhe kick)
FS	Ward 2 yard run (kick failed)
Utah	Truhe 33 yard field goal

Attendance: 28,277

LAS VEGAS – In their first bowl appearance since the 1993 season, the Bulldogs battled the Utah Utes of the Mountain West Conference in one of the best games of the bowl season, highlighted by the running of Mike Anderson, who ran for a game-record 254 yards and two touchdowns. Cletus Truhe kicked a 33-yard field goal with five minutes left as Utah beat Fresno State 17-16.

Fresno State went ahead 16-14 on the first play of the fourth quarter, but Colby Knight blocked Jeff Hanna's extra point attempt, setting the stage for Truhe's game winner. The game-winning kick was vindication for Truhe, whose first two field goal tries were blocked by Fresno's Terence Brown. The first block was returned 75 yards for a touchdown by Payton Williams.

Anderson scored on runs of 34 and 5 yards, the latter giving Utah (9-3) a 14-10 third-quarter lead. Fresno State answered with Derrick Ward's 2-yard TD run as the fourth quarter opened, giving the Bulldogs a 2-point lead.

Utah dominated the ball, gaining a bowl-record 334 yards rushing. Despite outgaining Fresno State 331 yards to 103, the Utes managed only a 7-all tie at halftime, the score coming on Anderson's 34-yard run with 3:51 left in the first quarter.

The Bulldogs went ahead 10-7 on Hanna's 27-yard field goal with 9:24 remaining in the third quarter.

The Utes regained the lead when Anderson finished a 68-yard drive with a 5-yard scoring run, breaking three tackles en route to his second touchdown of the night.

With Anderson breaking off key gains, the Utes drove 70 yards to the Bulldogs 14 before Truhe came on to kick the game-winning field goal with 5:03 remaining.



TEAM STATS

	FS	UTAH
First downs	16	25
Rushing Attempts	32	54
Net Yards Rushing	132	334
Net Yards Passing	147	214
Passes Attempted	28	24
Passes Completed	14	11
Had Intercepted	0	1
Total Offensive Plays	60	78
Total Net Yards	279	548
Fumbles-Lost	0-0	2-0
Penalties-Yards	6-59	15-151
Punts-Yards	5-185	4-144
Yards per punt	37.0	39.0
Interceptions-Yards	0-0	0-0
Fumble Returns-Yards	0-0	0-0
Time of Possession	24:06	35:54

INDIVIDUAL STATS

Rushing			
Fresno State	Att.	Yds.	
Ward	15	51	
Gaines	8	31	
Armstrong	4	29	
C.Smith	3	17	
Wright	2	4	
Utah	Att.	Yds.	
Anderson	34	254	
Bacon	8	9	
Russell	1	4	
Arceneaux	9	(minus 6)	
Croshaw	2	(minus 9)	
Passing			
Fresno State	A-C-I	TD	Yds.
Volek	14-28-0	0	147
Utah	A-C-I	TD	Yds.
Arceneaux	8-15-0	0	94
Croshaw	3-9-1	0	120
Receiving			
Fresno State	Rec.	Yds.	TD
Wright	6	55	0
C.Smith	4	53	0
Armstrong	1	20	0
Mahdi	1	8	0
Branstetter	1	6	0
Berrian	1	5	0
Utah	Rec.	Yds.	TD
Russell	5	96	0
Bendinger	2	70	0
Utu	2	28	0
Anderson	1	15	0
Richardson	1	5	0





FRESNO STATE BOWL GAMES

SILICON VALLEY FOOTBALL CLASSIC 1

AIR FORCE 37,
FRESNO STATE 34
Dec. 31, 2000 • San Jose, Calif.

Score by Quarters	1	2	3	4	Score
Air Force	19	15	3	0	37
Fresno State	7	0	13	14	34

Scoring Summary

AF	Adams 37 FG
AF	McKay 29 pass from Thiessen (Adams kick)
AF	Adams 46 FG
AF	McKay 13 pass from Thiessen (run failed)
FS	Gaines 71 pass from Carr (Asparuhov kick)
AF	Thiessen 1 run (Adams kick)
AF	Thiessen 9 run (Jessop pass from Thiessen)
FS	Greco 2 pass from Carr (Asparuhov kick)
AF	Adams 24 FG
FS	Burch 8 pass from Carr (pass failed)
FS	Berrian 47 pass from Carr (Asparuhov kick)
FS	Berrian 51 pass from Carr (Asparuhov kick)

Attendance: 26,524

SAN JOSE, Calif. – After being down 34-7 at halftime many thought the Bulldogs would be in for a rout, but Fresno State responded only to come up 33 yards short with 14 seconds remaining as Air Force defeated Fresno State 37-34 in the inaugural bowl game at Spartan Stadium.

David Carr threw five touchdown passes for the Bulldogs, who nearly pulled a comeback win off. With 14 seconds left, Fresno State brought in Asen Asparuhov for a 33-yard field-goal attempt to tie it. But holder Jason Simpson pulled a fake, aiming for Giachino Chiamonte in the end zone. The pass fell incomplete.

Trailing 19-0 late in the first quarter, Fresno State finally got on the board with a 71-yard touchdown pass from Carr to Paris Gaines with 23 second left in the opening quarter. It was the longest reception of Gaines' career.

Carr completed 22 of 33 passes for 391 yards.

Thiessen's pass to Chris Jessop gave Air Force a 34-7 lead in the first half.

Fresno State mounted a comeback in the second half. The Bulldogs took a chance on fourth-and-2 in the third quarter and Carr's completion to Alec Greco in the end zone made it 34-14.

After Dave Adams booted his 24-yard field goal for Air Force, Carr threw an 8-yard scoring pass to Donnell Burch to narrow the margin to 37-20.

Adams attempted a 30-yard field goal with 10:47 left in the game, but Fresno State's Terence Brown blocked the kick. That set up a scoring drive that ended with Carr's 47-yard pass to Bernard Berrian.

Berrian caught a 51-yard pass from Carr a little more than three minutes later, and the crowd - mostly Fresno State fans - went wild.



TEAM STATS

	AFA	FS
First Downs	28	18
Rushing Attempts	65	22
Net Yards Rushing	267	59
Net Yards Passing	204	391
Passes Attempted	24	38
Passes Completed	12	22
Had Intercepted	0	1
Total Offensive Plays	89	60
Total Net Yards	471	450
Fumbles-Lost	0-0	2-1
Penalties-Yards	4-41	9-82
Punts-Yards	3-78	5-201
Yards per punt	26.0	40.2
Interceptions-Yards	1-14	0-0
Fumble Returns-Yards	0-0	0-0
Time of Possession	38:17	21:43

INDIVIDUAL STATS

Rushing	
Air Force	Att. Yds.
Thiessen	18 99
Palmer	4 56
McKay	10 43
Beard	11 33
Becker	10 28
Brown	9 14
Giovanetti	1 -2
Fresno State	Att. Yds.
Ward	5 27
Gaines	5 16
Wright	1 7
Smith	2 6
Carr	9 3
Passing	
Air Force	A-C-I TD Yds.
Thiessen	24-12-0 2 204
Fresno State	A-C-I TD Yds.
Carr	33-22-1 5 391
Simpson	1-0-0 0 0
Receiving	
Air Force	Rec. Yds. TD
McKay	4 56 2
Labasco	3 68 0
Brown	2 46 0
Fleming	1 14 0
Jessop	1 12 0
Amezaga	1 8 0
Fresno State	Rec. Yds. TD
Berrian	7 162 2
Wright	5 77 0
Gaines	4 102 1
Smith	3 34 0
Greco	2 8 1
Burch	1 8 1





FRESNO STATE BOWL GAMES

SILICON VALLEY FOOTBALL CLASSIC 2

MICHIGAN STATE 44,

No. 20 FRESNO STATE 35

DEC. 31, 2001 • SAN JOSE, CALIF.

Score by Quarters	1	2	3	4	Score
Michigan State	17	20	0	7	44
Fresno State	14	7	7	7	35

SCORING SUMMARY

FS	Stephen Spach 5-yard pass from David Carr (Asen Asparuhov kick)
MSU	Charles Rogers 72-yard from Jeff Smoker (Dave Rayner kick)
MSU	Monquiz Wedlow 0-yard fumble recovery (Dave Rayner kick)
FS	Rodney Wright 36-yard pass from David Carr (Asen Asparuhov kick)
MSU	Dave Rayner 41-yard field goal
MSU	T.J. Duckett 5-yard run (Dave Rayner kick)
FS	Rodney Wright 79-yard pass from David Carr (Asen Asparuhov kick)
MSU	T.J. Duckett 39-yard run (Dave Rayner kick)
MSU	Charles Rogers 69-yard pass from Jeff Smoker (Dave Rayner kick)
FS	Paris Gaines 2-yard run (Asen Asparuhov kick)
FS	Paris Gaines 15-yard pass from David Carr (Asen Asparuhov kick)
MSU	Ivory McCoy 5-yard pass from Jeff Smoker (Dave Rayner kick)

ATTENDANCE: 30,456

SAN JOSE, Calif. – Charles Rogers set a Michigan State record with 270 yards receiving - and he wasn't even the most prolific pass-catcher on the field at the Silicon Valley Football Classic.

It was that kind of a day in San Jose, as Rogers caught two of Jeff Smoker's three touchdown passes during the Spartans' phenomenal first half in a 44-35 victory over Fresno State on Monday.

In a matchup of two potent offenses that combined for 1,146 total yards, Smoker and Rogers outdueled Fresno State's high-profile combo of David Carr and Rodney Wright, who finished with 13 catches for a school-record 299 yards and two TDs.

After an inconsistent season in which they finished eighth in the Big Ten and barely qualified for a bowl, the Spartans (7-5) gained 405 yards and scored 37 points before halftime.

Carr threw for 531 yards to Smoker's 376, but the Spartans' big early lead proved too large to overcome. After Fresno State (11-3) pulled within two points in the final minutes, the Spartans made one last scoring drive to clinch their second bowl victory under coach Bobby Williams.

T.J. Duckett rushed for 184 yards and two scores as Michigan State overwhelmed the Bulldogs, whose high-octane offense was expected to dominate the game. Instead, Fresno State ended its breakout season with its first loss in four games against teams from BCS conferences.

Carr, who won the Johnny Unitas award as the nation's top senior quarterback, ended his prolific career with another amazing game, but he couldn't play defense. Fresno State fell to 0-3 in bowl games during Pat Hill's otherwise successful tenure.

After the teams exchanged handshakes, Michigan State defensive end Nick Myers, the game's defensive MVP, planted the school flag at midfield.

Trailing 37-28 with 6:52 left, Fresno State's Bryce McGill blocked Jarrett's punt and returned it to the Spartans 16. Two plays later, Paris Gaines caught a screen pass and ran through several blocks for a TD.

But Michigan State came alive once again for a 77-yard drive. After a 43-yard reception by Rogers, Smoker hit Ivory McCoy for a 5-yard TD with 1:59 left.

After just two seasons, this unassuming lower-tier bowl game is building a reputation for exciting, bizarre football. Last season, the Bulldogs overcame a 27-point deficit, but lost the inaugural game to Air Force when a superbly executed fake field goal failed in the closing seconds.

Though Spartan Stadium was dominated by thousands of red-clad fans who made the two-hour drive from Fresno, Michigan State had a large rooting section of transplanted Michiganders and thousands of fans who made the trip for the bowl and the Michigan State basketball team's game against Stanford last Saturday.

Fresno State opened the frenzied first half by driving 63 yards in four plays for the first TD just 59 seconds in. Less than eight minutes later, Michigan State replied with a 72-yard TD pass from Smoker to Rogers.

Offensive milestones fell faster than snow in East Lansing on a surprisingly warm, dry day after a week of rain in the San Francisco Bay area.

In the first quarter alone, the Spartans had the longest rush in the school's bowl history, the second-longest pass in their bowl history, their longest field goal of the season and their first defensive touchdown of the year.

With a 69-yard TD pass to Rogers 3:05 before halftime, Michigan State went ahead 37-21. The teams combined for 752 total yards in the first half.



TEAM STATS

	MSU	FS
First Downs	23	25
Rushing	10	3
Passing	13	22
Penalty	0	0
Rushing Attempts	42	22
Yards Gained Rushing	227	71
Yards Lost Rushing	17	42
Net Yards Rushing	210	29
Net Yards Passing	376	531
Passes Att.-Comp.	32-22	58-35
Total Offensive Plays	74	80
Total Net Yards	586	560
Fumbles: Number-Lost	1-0	2-1
Penalties: Number-Yards	8-64	6-30
Number of Punts-Yards	6-232	5-198
Average Per Punt	38.7	39.6
Punt Returns: No.-Yards	2-3	3-27
Kickoff Returns: No.-Yards	5-108	6-115
Interceptions: No.-Yards	2-23	1-0
Possession Time	34:43	25:17
Third-Down Conversions	4/13	7/16
Fourth-Down Conversions	1/2	1/1

INDIVIDUAL STATS

	Att.	Yds.
Rushing		
Michigan State		
Duckett	27	184
Smoker	9	17
Flowers	5	11
Team	1	(-2)
Fresno State		
Gaines	10	26
Wright	2	19
Fontenot	2	17
Levi	1	6
Team	1	(-6)
Berrian	1	(-10)
Carr	5	(-23)

	Att.	Yds.
Passing		
Michigan State		
Smoker	A-C-1 22-32-1	TD 3 Yds. 376

	Att.	Yds.
Fresno State		
Carr	A-C-1 35-56-2	TD 4 Yds. 531

	Att.	Yds.
Receiving		
Michigan State		
Rogers	10	270
Haygood	5	49
Baker	4	44
McCoy	2	10
Lovett	1	3

	Att.	Yds.
Fresno State		
Wright	13	299
Berrian	9	94
Smith	5	77
Gaines	2	18
Greco	2	15
Gilbert	1	15
Shabaglian	1	11
Spach	1	5
Davis	1	(-3)

DEFENSIVE LEADERS

MICHIGAN STATE: (UA-A-S) Guess 9-3-1, Nelson 5-3-0, Maples 4-4-0.

FRESNO STATE: (UA-A-S) McGill 4-6-0, Dailey 3-6-0, Williams 4-2-0

Interceptions-Yards

MICHIGAN STATE: Maples 1-23, Bryan 1-0.

FRESNO STATE: Banks 1-0

Sacks-Yards

MICHIGAN STATE: Vickerson 1-7, Myers 1-7, Dukes 1-6. FRESNO STATE:

Burley 1-7, Johnson 1-6





FRESNO STATE BOWL GAMES

SILICON VALLEY FOOTBALL CLASSIC 3

FRESNO STATE 30,

GEORGIA TECH 21

Dec. 31, 2002 • San Jose, Calif.

Score by Quarters	1	2	3	4	Score
Georgia Tech	7	0	14	0	21
Fresno State	3	10	7	10	30

Scoring Summary

FS	Asparuhov 22-yard FG, 11:00
GT	Watkins 35-yard pass from Suggs (Manget kick), 2:51
FS	Asparuhov 42-yard FG, 5:35
FS	Meza 48-yard INT return (Asparuhov kick), 0:14
GT	Bilbo 1-yard run (Manget kick), 8:45
FS	R. Davis 3-yard run (Asparuhov kick), 6:06
GT	Smith 42-yard pass from Bilbo (Manget kick), 0:51
FS	Asparuhov 33-yard FG, 3:43
FS	R. Davis 28-yard run (Asparuhov kick), 2:23

Attendance: 26,524

SAN JOSE, Calif. — Rodney Davis rushed for 153 yards and two touchdowns and Fresno State's defense forced seven turnovers as the Bulldogs — playing with a depleted roster — defeated Georgia Tech 30-21 at Spartan Stadium.

The Bulldogs (9-5) had not won a postseason game since beating USC in the 1992 Freedom Bowl, a string of four losses in a row.

And they were even more proud they did it with a roster missing some of the team's best players. Fresno State suited only 45 players and was missing five starters.

"This win was for the guys who couldn't make it," Davis said.

A new Western Athletic Conference rule requires athletes to pass at least six credits to play in a bowl game, and seven didn't meet the requirement. They may have had incompletes or grades that had not yet been finalized, for example.

"For the nation to think we played with ineligible players is a misconception," coach Pat Hill said. "We were playing with non-certified players. ...I'm so proud of this football team. We had some adversity this week and this season."

Three seniors stayed home, some because their grades weren't posted.

"That drives me nuts," Hill said. "But we persevered."

Asen Asparuhov kicked a 33-yard field goal with 3:43 left, one of his three in the game, and Davis clinched the victory with a 28-yard TD run just more than a minute later for the Bulldogs.

And the Fresno State defense did an impressive job after halftime of weathering a strong second-half comeback attempt by Georgia Tech freshman backup quarterback Damarius Bilbo.

Bilbo passed for a touchdown and ran for another after replacing the ineffective A.J. Suggs, but Bilbo also threw four interceptions as the Yellow Jackets (7-6) committed seven turnovers.

Georgia Tech was the only team in the ACC to throw more interceptions (14) than touchdowns (13) this season.

The game turned into a muddy mess after hard rain fell Monday night. It took only a few plays for Georgia Tech's gleaming white uniforms to turn a dull brown, and there were plenty of slips and missed plays.

In a lackluster first half, the teams struggled to take advantage of their scoring opportunities, with Fresno State leading 13-7 at halftime.

Dee Meza's 48-yard interception return for a touchdown with 14 seconds left in the second quarter highlighted the half.

Fresno State was playing in the Silicon Valley Classic for the third consecutive year, and Bulldogs fans took up the majority of the seats at Spartan Stadium.



TEAM STATS

	GT	FS
First Downs	16	20
Rushing	6	12
Passing	7	6
Penalty	3	2
Rushing Attempts	31	55
Yards Gained Rushing	150	230
Yards Lost Rushing	20	44
Net Yards Rushing	130	186
Net Yards Passing	218	188
Passes Att.-Comp.-Int.	27-9-6	31-16-0
Total Offensive Plays	58	86
Total Net Yards	348	374
Average Gain Per Play	6.0	4.3
Fumbles: No.-Lost	2-1	3-2
Penalties: No.-Yards	5-53	10-94
Number of Punts-Yards	5-193	7-261
Average Per Punt	38.6	37.3
Punt Returns: No.-Yards	4-59	3-7
Kickoff Returns: No.-Yards	3-54	2-72
Interceptions: No.-Yards	0-0	6-53
Fumble Returns: No.-Yards	0-0	0-0
Possession Time	21:54	38:06
Third-Down Conversions	4 of 11	8 of 22
Fourth-Down Conversions	0 of 1	1 of 1
Sacks By: Number-Yards	3-23	2-9

INDIVIDUAL STATS

Rushing			
	Att.	Yds.	
Georgia Tech			
Eziemefe	3	38	
Smith	7	35	
Bilbo	12	30	
Sampson	7	17	
Suggs	1	12	
Team	1	(-2)	
Fresno State	Att.	Yds.	
R. Davis	37	153	
Pinegar	9	20	
Sumlin	6	15	
Ray	1	2	
Jamison	1	(-2)	
Team	1	(-2)	

Passing			
	A-C-I	TD	Yds.
Georgia Tech			
Bilbo	7-20-4	1	178
Suggs	2-7-2	1	40

	A-C-I	TD	Yds.
Fresno State			
Pinegar	16-31-0	0	188

Receiving			
	Att.	Yds.	
Georgia Tech			
Watkins	5	82	
Bridges	3	94	
Smith	1	42	

	Att.	Yds.
Fresno State		
Jamison	5	50
Gilbert	4	84
Spach	3	22
Reid	2	14
Jennings	1	15
R. Davis	1	3

DEFENSIVE LEADERS

Tackles (UA-A)
 GEORGIA TECH: Fox 6-10, Smith 2-10, Wimbush 5-6, Henderson 4-7, Muyres 4-6, Butler 5-1.
 FRESNO STATE: McGill 4-7, Meza 2-4, Sanders 1-5, Sanders 0-6, Dailey 1-4, Stewart 1-4, Worrell 0-5.
 Interceptions-Yards
 GEORGIA TECH: None
 FRESNO STATE: Meza 2-48, Stewart 1-5, McGill 1-0; Sanders 1-(-3), Worrell 1-3.
 Sacks (UA-A)
 GEORGIA TECH: Fox 1-0, Parker 1-0, Henderson 1-0.
 FRESNO STATE: Stewart 1-0, Sanders 2-0.





FRESNO STATE BOWL GAMES

SILICON VALLEY FOOTBALL CLASSIC 4

FRESNO STATE 17,

UCLA 9

Dec. 30, 2003 • San Jose, Calif.

Score by Quarters	1	2	3	4	Score
UCLA	0	7	2	0	9
Fresno State	14	3	0	0	17

Scoring Summary

FS	Sumlin, Bryson 1 yd run (Visintainer, B kick)
FS	Sumlin, Bryson 44 yd pass from Pinegar, Paul (Visintainer, B kick)
FS	Visintainer, B 36 yd field goal
UCLA	Bragg, Craig 27 yd pass from Olson, Drew (Medlock, Justin kick)
UCLA	TEAM safety

Attendance: 30,456

SAN JOSE, Calif. — Pat Hill used to watch Rodney Davis grind out yards in the snow and mud in high school - so Fresno State's coach knew the star senior would be well suited for the conditions Tuesday night.

Davis rushed for 77 yards to win his second straight Silicon Valley Classic offensive MVP award in Fresno State's 17-9 victory over UCLA on a messy field at Spartan Stadium. Nearly one year ago, Davis rushed for 153 yards and two TDs -- the last being the game-clincher -- in Fresno State's victory over Georgia Tech.

"I just had to fight through it and stick with it," Davis said. "I've played on fields like this for a long time. The mud is no problem."

It sure seemed to be bad for the Bruins.

Though even a dry field might have caused them problems the way their offense has been performing.

UCLA (6-7) lost its last five games to turn what once was a promising season into a disappointment under first-year coach Karl Dorrell. The inefficient offense was again the culprit, going 2-for-14 on third-down conversions.

Bryson Sumlin made his first career touchdown catch and also ran for a score for Fresno State (9-5), which made its school-record fifth straight bowl appearance and fourth in a row in this game. Sumlin, a sophomore backup who began his Fresno State career as a cornerback, capitalized on two big chances to score and helped the Bulldogs beat the Bruins for the first time in six meetings. And once again, the Bulldogs seized the opportunity to spoil things for a bigger, more prominent program in a game dominated by defense.

Paul Pinegar passed for 133 yards, but Fresno State didn't exactly need a prolific offense to beat the inept Bruins, who managed just 164 total yards - 97 in one series shortly before halftime.

Manuel Sanchez intercepted Bruins quarterback Drew Olson with 2:42 left and several Bulldogs celebrated their win by sliding face-first through the mud.

"Our defense just played awesome the whole game," Hill said.

Fresno State seemed to be in control until a drive midway through the third quarter in which a series of mistakes left the Bulldogs facing fourth-and-37. Asi Faoa blocked the ensuing punt in the end zone for a UCLA safety.

Later in the quarter, Pinegar fumbled when he attempted to throw and left Fresno State stranded at its own 1. But the Bruins bailed out the Bulldogs by roughing punter Mike Lingua, and UCLA never mounted another significant drive.

The Bruins swore they were happy with their less than glamorous bowl destination, but they sure didn't play that way. UCLA seemed disinterested and disorganized, struggling to stop Fresno State's offense and failing to move the ball through the air or on the ground while falling behind 17-0 early in the second quarter.

After Fresno State stopped UCLA on fourth-and-1 late in the first quarter, Pinegar completed a 44-yard TD pass to Sumlin, who also had a 1-yard scoring run earlier in the period.

When Fresno State downed a punt inside the 3 shortly before halftime, the Bruins briefly woke up. UCLA went 97 yards in just seven plays, with Craig Bragg making a spectacular 27-yard diving catch in the corner of the end zone 20 seconds before halftime for the Bruins' first score.

Fresno State lost the first two Silicon Valley Classics, including a thrilling last-second defeat on a failed fake field goal in the inaugural game. The Bulldogs beat Georgia Tech in the game last season, overcoming several injuries for the school's first bowl victory since 1992.



TEAM STATS

	UCLA	FS
First Downs	11	20
Rushing	4	11
Passing	4	7
Penalty	3	2
Rushing Attempts	25	49
Yards Gained Rushing	91	188
Yards Lost Rushing	23	32
Net Yards Rushing	68	156
Net Yards Passing	96	133
Passes Att.-Comp.-Int.	31-11-1	26-12-1
Total Offensive Plays	56	75
Total Net Yards	164	289
Average Gain Per Play	2.9	3.9
Fumbles: No.-Lost	2-0	2-0
Penalties: No.-Yards	5-55	8-71
Number of Punts-Yards	9-399	7-230
Average Per Punt	44.3	32.9
Punt Returns: No.-Yards	2-12	4-31
Kickoff Returns: No.-Yards	4-75	1-12
Interceptions: No.-Yards	1-0	1-15
Fumble Returns: No.-Yards	0-0	0-0
Possession Time	24:02	35:58
Third-Down Conversions	2-14	5-15
Fourth-Down Conversions	0-1	0-0
Sacks By: No.-Yards	1-7	2-13

INDIVIDUAL STATS

Rushing	Att.	Yds.
UCLA		
Drew	17	65
Harris	3	12
Olson	5	(-9)

Fresno State	Att.	Yds.
R. Davis	13	77
Wright	13	58
Sumlin	13	28
Pinegar	7	(-2)
Team	3	(-5)

Passing	A-C-I	TD	Yds.
UCLA			
Olson	31-11-1	1	96

Fresno State	A-C-I	TD	Yds.
Pinegar	26-12-1	1	133

Receiving	Att.	Yds.
UCLA		
Bragg	5	71
Cowan	3	16
Lewis	2	13
Drew	1	(-4)

Fresno State	Att.	Yds.
Wood	3	33
Berrian	2	1
Sumlin	1	44
Jennings	1	24
R. Davis	1	10
Spach	1	10
Jamison	1	7
Gilbert	1	4
Williams	1	0

DEFENSIVE LEADERS

Tackles (UA-A)

UCLA: Leisle 0-10, Ohaeri 3-6, McNeal 2-5, Lorier 1-6, Niusulu

0-7, Havner 0-7, Chillar 2-4.

FRESNO STATE: J. Sanders 6-3, Meza 6-3, Marshall 2-2, McGill

2-2, McIntyre 2-2, Dailey 1-3, Morris 1-2, Leonard 0-2

Interceptions-Yards


UCLA: Leisle 1-0

FRESNO STATE: Sanchez 1-15

Sacks-Yards

UCLA: Boschetti 1-7

FRESNO STATE: McIntyre 1-8, Morris 1-5





FRESNO STATE BOWL GAMES

MPC COMPUTERS BOWL

FRESNO STATE 37

VIRGINIA 34

Dec. 27, 2004 • Boise, Idaho

Score by Quarters	1	2	3	4	OT	Score
Virginia	14	7	3	7	3	34
Fresno State	7	3	7	14	6	37



Scoring Summary

UVA	Pearman, A 13 yd run (Hughes, C kick)
FS	Jennings 13 yd pass from Pinegar (Visintainer kick)
UVA	McGrew 7 yd pass from Hagans (Hughes, C kick)
UVA	Hagans 8 yd run (Hughes kick)
FS	Visintainer 49 yd field goal
FS	Jamison 22 yd pass from Pinegar (Visintainer kick)
UVA	Hughes 33 yd field goal
FS	Wood 22 yd pass from Pinegar (Visintainer kick)
UVA	Lundy 20 yd run (Hughes kick),
FS	Fairman 3 yd pass from Pinegar (Visintainer kick)
UVA	Hughes 26 yd field goal
FS	Spach 25 yd pass from Pinegar

Attendance: 28,156

BOISE, Idaho – Paul Pinegar shrugged off midseason criticism and kept throwing for touchdowns.

Pinegar had five TD passes, including the game-winning 25-yarder to Stephen Spach in overtime, as Fresno State beat No. 18 Virginia 37-34 in the MPC Computers Bowl on Monday.

“Winning feels great, especially against a Virginia team that has a great defense,” Pinegar said.

He was fabulous, completing 23 of 36 passes for 235 yards without an interception, helping the Bulldogs (9-3) erase a 21-7 second-quarter deficit and notch another win against a big-name team.

“We’ve got a lot of great teams in the WAC: Boise State, Hawaii, UTEP,” Pinegar said. “We’ve showed that we definitely can compete with some of the best teams in the nation.”

His five touchdown passes were a record for the game, formerly known as the Humanitarian Bowl.

Virginia got the first possession of overtime, taking a 34-31 lead on a 26-yard field goal by Connor Hughes.

It didn’t take Pinegar long to end it, though. He froze the defense with a play-action call and zipped a pass inside the 5 to Spach, who fought off a pair of would-be tacklers and dropped into the end zone.

The Bulldogs stormed off the sideline in celebration while the Cavaliers were left dazed.

“When you catch the ball in that situation, you’re just looking for the end zone,” Spach said. “You just keep on running. I knew I was really close.”

Virginia had things in hand after Wali Lundy followed his big blockers and rumbled across the blue turf at Boise State’s home field on a 20-yard TD run that put the Cavaliers up 31-24 with 6:20 remaining.

But Pinegar wasn’t finished. He started on the 17, turning to the ground game and working the clock to give Fresno State a chance to tie.

Wendell Mathis ran 22 yards to Virginia’s 25 and Bryson Sumlin reached the 15 on a 6-yard burst. On third-and-6 at the 10, Pinegar threaded a 7-yard pass into double coverage to tight end Duncan Reid, then spiked the ball to stop the clock at 28 seconds.

That put the ball at the 3, but soon the Bulldogs faced fourth-and-goal. Pinegar rolled right and connected with Jaron Fairman for a TD with 11 seconds to go.

“My last option was to tuck it and run, but that would have been tough sledding to get in,” Pinegar said. “Jaron made a great catch. After he caught it, they swiped at his arm but he did a great job to hold on.”

Brent Vinsintainer added the point after, and it was tied at 31.

“We never panicked when we were down 14 points,” said Pinegar, who was harshly criticized when Fresno State lost three straight games after a 3-0 start. “We knew we just needed to stop making mistakes.”

Pinegar is now 3-0 in bowl games as Fresno State’s quarterback.

Mathis ran for 126 yards on 15 carries, and Sumlin added 94 yards on 21 attempts. The Bulldogs established a second-half ground game after being outplayed by the bigger Cavaliers in the first half.

“In the first half, we were just a little bit out of sync,” Hill said. “It was a feeling-out process. I felt we were capable of moving the ball. At halftime, we talked about playing a physical game.”

Virginia quarterback Marques Hagans also had a great game, throwing for 162 yards on 18-of-30 passing with one TD. He ran for 85 yards and a TD, and his team’s best play was often a drop-back pass that morphed into a long scramble.

TEAM STATS

	UVA	FS
FIRST DOWNS	21	25
Rushing	12	9
Passing	7	14
Penalty	2	2
NET YARDS RUSHING	260	222
Rushing Attempts	36	38
Average Per Rush	7.2	5.8
Yards Gained Rushing	269	223
Yards Lost Rushing	9	1
NET YARDS PASSING	162	235
Comp.-Att.-Int	18-31-0	23-38-0
TOTAL OFFENSE YARDS	422	457
Total offense plays	67	76
Fumbles: No.-Lost	0-0	0-0
Penalties: No.-Yards	10-82	7-64
PUNTS-YARDS	4-128	5-178
Average Yds. Per Punt	32.0	35.6
Punt returns: No.-Yards	0-0	0-0
KICKOFFS-YARDS	6-393	5-287
Touchbacks	3	1
Kickoff returns: No.-Yds-TD	3-97-0	3-67-0
Average Per Return	32.3	22.3
Interceptions: No.-Yds	0-0	0-0
Possession Time	27:12	32:48
Third-Down Conversions	8-15	8-16
Fourth-Down Conversions	1-1	2-2
Red-Zone Scores-Chances	5-5	3-4
Sacks By: No.-Yards	1-0	1-2
Field Goals	2-2	1-1

Individual Stats

Rushing	Att.	Net Yds.	TD
Virginia			
Hagans, M	7	85	1
Lundy, W	14	63	1
Pearman, A	9	52	1
Snelling, J	5	46	0
Davis, B	1	14	0

Fresno State	Att.	Net Yds.	TD
Wendell Mathis	15	126	0
Bryson Sumlin	21	94	0
Paul Pinegar	2	2	0

Passing

Virginia	A-C-I	TD	Yds.
Hagans, M	30-18-0	1	162
Lundy, W	1-0-0	0	0

Fresno State	A-C-I	Att.	Yds.
Paul Pinegar	36-23-0	5	235

Receiving

Virginia	Att.	Yds.	TD
Miller, H	5	66	0
McGrew, M	4	30	1
Pearman, A	3	21	0
Mines, F	2	16	0
Snelling, J	2	10	0
Davis, B	1	15	0
Lundy, W	1	4	0

Fresno State	Att.	Yds.	TD
Joe Fernandez	5	12	0
Jermaine Jamison	4	46	1
Adam Jennings	4	43	1
Stephen Spach	2	29	1
Wendell Mathis	2	18	0
Matt Rivera	2	5	0
Mark Wood	1	22	1
Duncan Reid	1	7	0
Jaron Fairman	1	3	1
Paul Pinegar	1	(-10)	0

Defensive Leaders

Tackles (UA-A)
Virginia: Hardy, J 7-6; Parham K. 2-9; Hamilton, M. 7-3.
Fresno State: Dwayne Andrews 2-7; James Sanders 4-3; Todd Garcia 3-4.

Sacks (No.-Yds.)

Virginia: Schmidt 1-0.
Fresno State: Todd Garcia 1-2





FRESNO STATE BOWL GAMES

AUTOZONE LIBERTY BOWL

TULSA 31,

FRESNO STATE 24

Dec. 31, 2005 • Memphis, Tenn.

Score by Quarters	1	2	3	4	Score
Fresno State	7	7	3	7	24
Tulsa	0	17	0	14	31

Scoring Summary

FS	Mathis 6 yd run (Zimmerman kick)
TLS	Parrish 22 yd run (DeVault kick)
TLS	Adams 63 yd run (DeVault kick)
FS	Sumlin 25 yd run (Zimmerman kick)
TLS	DeVault 41 yd field goal
FS	Zimmerman 27 yd field goal
FS	Fernandez 21 yd pass from Pinegar (Zimmerman kick)
TLS	Davis 54 yd pass from Smith (DeVault kick)
TLS	Smith 4 yd run (DeVault kick)

Attendance: 54,894

MEMPHIS, Tenn. — Paul Smith ran four yards for the winning touchdown with 2:55 remaining and Tulsa's defense had two key fourth-quarter interceptions in a 31-24 victory over Fresno State in the Liberty Bowl on Saturday.

Smith, the game's MVP, finished 18-of-27 passing for 234 yards with a 54-yard touchdown pass to Ashlan Davis, but made his biggest play on the ground when he scrambled around three Fresno State defenders and into the end zone to secure Tulsa's first bowl victory since 1991.

Defensive back Anthony Germany set up that play by picking off Paul Pinegar's pass with just under 7 minutes remaining. Smith then led Tulsa on the decisive eight-play, 52-yard drive.

Fresno State (8-5) had one final chance to force overtime and Pinegar drove the Bulldogs to the Tulsa 42 before his pass toward the sideline was picked off by linebacker Nelson Coleman.

The Golden Hurricane (9-4) then ran out the clock and celebrated their first bowl victory since they beat San Diego State in the Freedom Bowl in 1991.

Tulsa had to come from behind to beat its former WAC rival in Fresno State, which was ranked as high as No. 16 in the nation back in November. Fresno State took a 24-17 lead on Pinegar's 21-yard touchdown pass to Joe Fernandez on the second play of the quarter.

The Golden Hurricane tied it at 24-24 two possessions later when Smith found Davis streaking behind the secondary for a 54-yard TD pass.

Tarrison Adams led Tulsa with 102 yards rushing, but most of that came on a 63-yard touchdown burst in the second quarter. That scoring run gave Tulsa its first lead at 14-7 and came about 4 minutes after teammate Uril Parrish tied it by running 22 yards for the Golden Hurricane's first touchdown.

Pinegar finished 19-of-30 passing for 213 yards with one touchdown and two interceptions, while Wendell Mathis had 117 yards rushing and his WAC-best 15th rushing touchdown of the season for Fresno State.

Pinegar also was denied in his attempt to become the first quarterback to go 4-0 as a starter in bowl games.

The former WAC rivals traded field goals in the second and third quarters, with Brad DeVault kicking a 41-yarder on the final play of the first half to give Tulsa a 17-14 halftime lead. Fresno State tied it at 17 on Kyle Zimmerman's 27-yard field goal early in the third.

Fresno State backup Bryson Sumlin had a 25-yard TD run late in the first half.

The game was sponsored by AutoZone.



Team Stats

	FS	TLS
FIRST DOWNS	22	20
Rushing	11	9
Passing	11	10
Penalty	0	1
NET YARDS RUSHING	208	196
Rushing Attempts	47	28
Average Per Rush	4.4	7.0
Yards Gained Rushing	225	209
Yards Lost Rushing	17	13
NET YARDS PASSING	213	234
Comp.-Att.-Int	19-30-2	18-27-0
TOTAL OFFENSE YARDS	421	430
Total offense plays	77	55
Fumbles: No.-Lost	1-0	1-1
Penalties: No.-Yards	5-35	2-10
PUNTS-YARDS	3-103	4-161
Average Yds Per Punt	34.3	40.2
Punt returns: No.-Yds	2-6	0-0
KICKOFFS-YARDS	5-278	5-277
Touchbacks	1	1
Kickoff returns: No.-Yds	3-79-0	3-49-0
Average Per Return	26.3	16.3
Interceptions: No.-Yds	0-0-0	2-1-0
Possession Time	38:20	21:40
Third-Down Conversions	11-18	4-9
Fourth-Down Conversions	1-2	0-1
Red-Zone Scores-Chances	2-4	1-1
Sacks By: Number-Yards	0-0	0-0
Field Goals	1-2	1-1

Individual Stats

	Att.	Net Yds.	TD
Rushing			
Fresno State			
Wendell Mathis	31	117	1
Bryson Sumlin	11	57	1
Paul Pinegar	3	27	0
Matt Rivera	2	7	0
Tulsa			
Adams, Tarrison	11	102	1
Parrish, Uril	9	51	1
Smith, Paul	7	45	1
Passing			
Fresno State	A-C-I	Att.	Yds.
Paul Pinegar	30-19-2	1	213
Tulsa	A-C-I	Att.	Yds.
Smith, Paul	27-18-0	1	234
Receiving			
Fresno State	Att.	Yds.	TD
Jaron Fairman	6	73	0
Paul Williams	3	47	0
Joe Fernandez	2	25	1
Adam Jennings	2	20	0
Bear Pascoe	2	10	0
Matt Rivera	1	19	0
Wendell Mathis	1	13	0
Jesus Tapia	1	6	0
J. Jamison	1	0	0
Tulsa	Att.	Yds.	TD
Davis, Ashlan	8	128	1
Mills, Garrett	4	52	0
Parrish, Uril	3	19	0
Adams, Tarrison	2	29	0
Keopple, Landon	1	6	0

Defensive Leaders

Tackles (UA-A)	
Fresno State: Emanuel Sanchez 5-7; Dwayne Andrews 5-5; Rich Marshall 6-1; Alan Goodwin 2-4.	
Tulsa: Nelson Coleman 5-9; Nick Graham 8-4; C. Chamberlain 7-4; Nick Bunting 4-4.	
Sacks (No.-Yds.)	
Fresno State: None.	
Tulsa: None.	





FRESNO STATE BOWL GAMES

ROADY'S HUMANITARIAN BOWL

FRESNO STATE 40,
GEORGIA TECH 28
Dec. 31, 2007 • Boise, Idaho

Score by Quarters	1	2	3	4	Score
Fresno State	3	17	14	6	40
Georgia Tech	7	0	14	7	28

Scoring Summary

GT	DThomas 35 yd pass from T. Bennett (T. Bell kick)
FS	Stitser, Clint 21 yd field goal
FS	Moore, Marlon 6 yd run (Stitser, Clint kick)
FS	Lubinsky, Drew 3 yd pass from Brandstater, T. (Stitser, Clint kick)
FS	Stitser, Clint 39 yd field goal
FS	Smith, Clifton 43 yd run (Stitser, Clint kick)
GT	J. Dwyer 36 yd run (T. Bell kick)
FS	Brandstater, T 24 yd run (Stitser, Clint kick)
GT	J. Dwyer 2 yd run (T. Bell kick)
GT	D.J. Donley 20 yd pass from C. Booker (T. Bell kick)
FS	Smith, Clifton 32 yd run (Brandstater, T pass failed)

Attendance: 27,062

BOISE, Idaho – Fresno State capped a terrific season by adding Georgia Tech - again - to their list of conquests from BCS conferences.

Clifton Smith rushed for 152 yards and two touchdowns, Tom Brandstater threw for a score and ran for another and the Bulldogs beat Georgia Tech 40-28 in the Humanitarian Bowl.

It's Fresno State's second bowl win over Georgia Tech, after beating the Yellow Jackets 30-21 in the 2002 Silicon Valley Football Classic, and it made the Bulldogs 3-0 against the ACC in bowls. Fresno State has won four of its last five bowl games, all four wins coming against teams from the six conferences with automatic bids to the Bowl Championship Series.

Fresno State scored 27 consecutive points after Tech jumped ahead 7-0, and rolled up 571 yards of total offense, the most allowed by the Yellow Jackets this season. Georgia Tech, which led the country in sacks with 47, never got to Brandstater.

Brandstater was Tech's biggest problem early on, before Smith took over with 135 yards rushing in the second half and both of his TDs. Brandstater even added a 24-yard TD run in the third quarter, behind an escort from tight end Bear Pascoe.

But it was his first half that was most impressive, when Brandstater directed scoring drives of 82, 90 and 91 yards, and the Bulldogs scored 17 points in the second quarter, including 10 in the final 2 minutes.

Brandstater, who finished 23 of 30 passing, threw a 3-yard TD pass to Drew Lubinsky with 1:54 left in the half, the first catch of the junior's college career.

Georgia Tech drove to the Fresno State 47, but on fourth down with 23 seconds left, quarterback Taylor Bennett was sacked. Brandstater then completed three straight passes and Clint Stitser kicked a 39-yard field goal, his second of the half, to give the Bulldogs a 20-7 lead. Smith then started the second half with a 43-yard TD run to give Fresno State a 27-7 lead.

Backup quarterback Calvin Booker, in for injured starter Taylor Bennett, threw a towering jump ball that D.J. Donley wrestled from Fresno State defensive backs Moses Harris and Damion Owens, pulling the Yellow Jackets within six with 13:06 left.

Brandstater tried to answer, leading the Bulldogs inside the Tech 10. But wide receiver Marlon Moore, who scored on a 6-yard run in the first half, fumbled on a hit by safety Joe Gaston. After Darryl Richard recovered, the Bulldogs' defense held and Smith capped his career-best day with a 32-yard sprint with 1:50 remaining.

TEAM STATS

	GT	FS
FIRST DOWNS	23	29
Rushing	10	16
Passing	11	11
Penalty	2	2
NET YARDS RUSHING	161	286
Rushing Attempts	40	42
Average Per Rush	4.0	6.8
NET YARDS PASSING	218	285
Completions-Attempts-Int	17-32-1	23-31-0
TOTAL OFFENSE YARDS	379	571
Total offense plays	72	73
Average Gain Per Play	5.3	7.8
Fumbles: Number-Lost	1-0	2-1
Penalties: Number-Yards	8-62	10-80
PUNTS-YARDS	4-151	2-24
Average Yards Per Punt	37.8	12.0
Net Yards Per Punt	37.8	7.0
KICKOFFS-YARDS	5-310	7-413
Punt returns: Number-Yards-TD	1-10-0	0-0-0
Average Per Return	10.0	0.0
Kickoff returns: Number-Yds-TD	7-60-0	5-125-0
Average Per Return	8.6	25.0
Interceptions: Number-Yds-TD	0-0-0	1-0-0
Possession Time	26:31	33:29
Third-Down Conversions	10 of 16	8 of 11
Fourth-Down Conversions	1 of 2	0 of 0
Red-Zone Scores-Chances	2-2	3-4
Sacks By: Number-Yards	0-0	3-23

INDIVIDUAL STATS

Rushing			
Georgia Tech	Att.	Net Yds.	TD
Choice, T.	12	69	0
Dwyer, J.	12	62	2
Nesbitt, J.	6	37	0

Fresno State	Att.	Net Yds.	TD
Smith, Clifton	18	152	2
Harding, Anthony	11	46	0
Brandstater, Tom	3	40	1
Miller, Lonyae	7	38	0
Moore, Marlon	2	11	1

Passing			
Georgia Tech	A-C-I	TD	Yds.
Bennett, T.	9-15-0	1	91
Booker, C.	7-15-1	1	116

Fresno State	A-C-I	TD	Yds.
Brandstater, Tom	23-30-0	1	285

Receiving			
Georgia Tech	Att.	Yds.	TD
Thomas, D.	4	69	1
Johnson, J.	4	61	0
Smith, G.	3	45	0
Donley, D.J.	3	33	1
Fresno State	Att.	Yds.	TD
Moore, Marlon	7	80	0
Pascoe, Bear	6	72	0
Smith, Clifton	4	57	0
Ajirrotutu, Seyi	2	39	0
Crawley, Jason	1	15	0
Tapia, Jesus	1	10	0
Hamler, Jamel	1	9	0
Lubinsky, Drew	1	3	1

DEFENSIVE LEADERS

Tackles (UA-A)	
GEORGIA TECH: Wheeler, P 6-5; Guyton, G 5-5; Lewis, J 5-3; Jones, D 5-2.	
FRESNO STATE: Riley, Marcus 5-4; Jacobs, Ben 2-7; Haynes, Marvin 3-5; Clutts, Tyler 6-1.	
Sacks (No.-Yds.)	
GEORGIA TECH: None.	
FRESNO STATE: Clutts, Tyler 2-13; Monga, Jon 1-10.	





FRESNO STATE BOWL GAMES

NEW MEXICO BOWL 1

COLORADO STATE 40,

FRESNO STATE 35

Dec. 20, 2008 • Albuquerque, N.M.

Score by Quarters	1	2	3	4	Score
Colorado State	10	10	0	20	40
Fresno State	14	7	7	7	35

Scoring Summary

FS	Miller, Lonyae 1 yd run (Goessling, K. kick)
CSU	Stucker, Grant 18 yd run (Smith, Jason kick)
FS	Harding, A. 2 yd run (Goessling, K. kick)
CSU	Smith, Jason 29 yd field goal
CSU	Smith, Jason 22 yd field goal
FS	Miller, Lonyae 69 yd run (Goessling, K. kick)
CSU	Sperry, Kory 22 yd pass from Farris, Billy (Smith, Jason kick)
FS	Harding, A. 2 yd run (Goessling, K. kick)
CSU	Johnson, Gartre 1 yd run (Johnson, Gartre rush failed)
CSU	Greer, Rashaun 69 yd pass from Farris, Billy (Smith, Jason kick)
CSU	Johnson, Gartre 77 yd run (Smith, Jason kick)
FS	Skidmore, Ryan 7 yd pass from Brandstater, T. (Goessling, K. kick)

ALBUQUERQUE, N.M. -- Fresno State had two backs each rush for 100 yards and two touchdowns, but Bulldog miscues in the final quarter saw Colorado State outscore the Bulldogs 20-7 and win 40-35.

The Dogs couldn't find an answer for Ram back Gartrell Johnson, who rushed for a career-high 285 yards and scored two touchdowns.

The Rams (7-6) took their first lead at 33-28 when Billy Farris threw a 69-yard TD to Rashaun Greer with seven minutes left. Fresno State cornerback Sharrod Davis took a big chance but whiffed on his attempt to bat the ball. Greer made the catch at the 30 and went untouched into the end zone.

The loss also spoiled big rushing efforts by Anthony Harding and Lonyae Miller, who each scored twice. Harding finished with 120 yards rushing, and Miller added 113. Fresno State got within 40-35 with 55 seconds to go when Tom Brandstater threw a 7-yard pass to Ryan Skidmore. But Colorado State's Kyle Bell had no trouble fielding the ensuing onside kick.

The loss capped a rough season for the injury-depleted Bulldogs (7-6), who talked in fall workouts about a possible Bowl Championship Series run. They led 28-20 early in the fourth quarter.

Johnson was named most valuable offensive player in front of 24,735 fans.

This was the second bowl game of the bowl season.

He broke a 57-yard run in the first quarter and went another 57 yards on a shovel pass from Farris in the second, leaving defenders reaching for the dreadlocks tumbling out of his helmet.

Johnson, who averaged 99 yards rushing this season, had 97 by the end of the first quarter. He went wild against a young Fresno State defense that had allowed 197 yards rushing per game.

The Rams trailed 21-20 after 6-foot-6 Kory Sperry caught a perfectly placed ball from Farris and beat two defenders in the corner of the end zone with two seconds remaining in the first half.

The Bulldogs played without six starters--four on defense--who were lost for the season. But they were in control most of the way. Miller scored Fresno State's first TD on a 1-yard plunge. Then he bounced outside for a 69-yard TD run to put the Bulldogs up 21-13 late in the second quarter.

The Bulldogs were playing in their ninth bowl game in the last 10 years. Only 16 other schools playing in bowl games this season have been as successful.



TEAM STATS

	FS	CSU
FIRST DOWNS	22	20
Rushing	12	12
Passing	9	7
Penalty	1	1
NET YARDS RUSHING	362	248
Rushing Attempts	39	39
Average Per Rush	9.3	6.4
Rushing Touchdowns	3	4
NET YARDS PASSING	257	186
Completions-Attempts-Int	17-30-1	13-23-1
Average Per Attempt	8.6	8.1
Average Per Completion	15.1	14.3
Passing Touchdowns	2	1
TOTAL OFFENSE YARDS	619	434
Total offense plays	69	62
Average Gain Per Play	9.0	7.0
Fumbles: Number-Lost	3-0	0-0
Penalties: Number-Yards	6-60	3-25
PUNTS-YARDS	2-84	5-217
KICKOFFS-YARDS	8-534	5-320
Kickoff returns: Number-Yds-TD	5-87-0	4-96-0
Average Per Return	17.4	24.0
Interceptions: Number-Yds-TD	1-15-0	1-26-0
Possession Time	31:49	28:11
Third-Down Conversions	8 of 14	5 of 11
Fourth-Down Conversions	0 of 1	0 of 0
Red-Zone Scores-Chances	4-4	4-4
Sacks By: Number-Yards	0-0	1-4

INDIVIDUAL STATS

Rushing	Att.	Net Yds.	TD
Colorado State			
Johnson, G.	27	285	2
Morton, D.	3	41	0
Stucker, G.	2	6	0
Mosure, J.	2	17	0
Bell, K.	2	6	0
Farris, B.	3	-1	0
Fresno State			
Harding, Anthony	18	120	2
Miller, Lonyae	13	113	2
Mathews, Ryan	4	13	0
Wylie, Devon	1	6	0
Brandstater, Tom	2	4	0
West, Chastin	1	-8	0


Passing	A-C-I	TD	Yds.
Colorado State			
Farris, B.	29-17-1	2	257
Borcky, T.J.	1-0-0	0	0
Fresno State			
Brandstater, Tom	23-13-1	1	186

Receiving	Att.	Yds.	TD
Colorado State			
Johnson, G.	5	90	0
Pauga, Z.	4	36	0
Morton, D.	3	29	0
Greer, R.	1	69	1
Sperry, K.	1	22	1
Fresno State			
Ajirotutu, Seyi	3	81	0
Pascoe, Bear	3	39	0
Moore, Marlon	3	25	0
Evans, Rashad	1	28	0
Harding, Anthony	1	8	0
Skidmore, Ryan	1	7	1

DEFENSIVE LEADERS

Tackles (UA-A)
 COLORADO STATE: Brewer, R. 6-4; Galusha, J. 7-2; Pagnotta, M. 6-3; Sisson, M. 3-3; Oppenheer, N. 3-3; Horinek, J. 2-2; Clark, J. 1-3; Owens, B. 2-0.
 FRESNO STATE: Carter, C. 2-7; Plummer, S. 4-4; Bell, L. 3-5; Jacobs, B. 3-4; Herron, N. 1-6; Dunn, D. 2-4; Harris, M. 2-3; Ike, I. 2-2; Davis, S. 1-3; Jorde, J. 3-0.

Sacks (No.-Yds.)
 COLORADO STATE: None
 FRESNO STATE: Ike, I. 1.0-4





FRESNO STATE BOWL GAMES

NEW MEXICO BOWL 2

WYOMING 35,

FRESNO STATE 28

Dec. 19, 2009 • Albuquerque, N.M.

Score by Quarters	1	2	3	4	2OT	Score
Wyoming	7	7	3	11	7	35
Fresno State	0	14	7	7	0	28



Scoring Summary

WY	ALEXANDER, A. 68 yd run (WATTS, Ian kick)
FS	Mathews, Ryan 4 yd run (Goessling, K. kick)
WY	BOLLING, Greg 21 yd pass from CARTA-SAMUELS,A (WATTS, Ian Kick)
FS	Hamler, Jamel 10 yd pass from Colburn, Ryan (Goessling, K. kick)
FS	Hamler, Jamel 43 yd pass from West, Chastin (Goessling, K. kick)
WY	WATTS, Ian 40 yd field goal
FS	Mathews, Ryan 5 yd run (Goessling, K. kick)
WY	LEONARD, David 11 yd pass from CARTA-SAMUELS,A (BOLLING, Greg pass from CARTA-SAMUELS,A)
WY	WATTS, Ian 37 yd field goal
WY	LEONARD, David 13 yd pass from CARTA-SAMUELS,A (WATTS, Ian kick)

ALBUQUERQUE, N.M. – Freshman Austyn Carta-Samuels threw three touchdown passes, the last a 13-yarder to David Leonard in the second overtime Saturday, and Wyoming beat Fresno State 35-28 in the New Mexico Bowl.

The first of 34 bowls was a high-scoring matchup that was decided by defense.

Wyoming (7-6) stopped the nation's leading rusher, Fresno State's Ryan Mathews, on three rushing attempts from the 1 in the first overtime. The Bulldogs (8-5) tried a quarterback sneak on fourth down and came up short.

The Cowboys scored on the first possession in double overtime, then held Fresno State on downs.

The Bulldogs were playing in their 10th bowl game in the last 11 seasons and for the second straight year played in the New Mexico Bowl.

Game Notes:

- Fresno State made its 10th bowl appearance in the last 11 seasons.
- Ryan Mathews scored his 37th and 38th career rushing touchdowns in the game, tying a New Mexico Bowl record for most rushing TDs in game. His first tied the game at 7-7 with a 4-yard run. That followed a big fourth down conversion in which Mathews reeled off a 29-yard run to put the ball at the 4 yard line. His touchdown extended his career school record.
- Mathews posted his 11th 100-yard rushing game of the season, most by a back in school history and tying the WAC record set in 2000 by LaDainian Tomlinson of TCU.
- On the day, Mathews had 144 yards on 31 carries. He finishes his third season at Fresno State second for career rushing with 3,280 yards on 530 carries with 38 TDs to average 6.2 yards per carry. Mathews ran for 1,808 yards in 2009, surpassing Rodney Davis's record of 1,586 by 222 yards.
- In the WAC record book, Mathews finishes fourth in single season rushing yards, 16th all-time in career rushing yards and 12th in rushing touchdowns.
- Jamel Hamler's two-touchdown game gives him four in the last four games. Two of those touchdowns were acrobatic, as he scored with 2 seconds remaining against Illinois as he stretched the ball across the goal line and then a leaping catch against Wyoming and landing with his feet in bounds. Replays on both plays proved touchdowns were the correct calls on the field. He added his second TD of the game on a reverse pass from fellow receiver Chastin West.
- Hamler's two touchdowns tied a New Mexico Bowl record for most in a game, held by five other players in including teammates Lonyae Miller (2008), Anthony Harding (2008) and Ryan Mathews (2009).
- Ben Jacob's blocked kick at the end of the half of a 50-yard field goal attempt by the Cowboys was the fifth of his career. It was Fresno State's fifth of the season, 84th of the Pat Hill era and the 49th since 2002, most in the nation. It was the second on New Mexico Bowl history.
- Chastin West completed his first pass attempt of his career, a 43-yard pass to Jamel Hamler on Fresno State's first drive of the third quarter to give the Dogs their first lead of the game, 21-14.
- Junior Chris Lewis got his first career interception and had a 27-yard interception return, breaking a New Mexico Bowl game record for most return yards on an interception. His interception was tipped by Cornell Banks and he returned to the Wyoming 6 yard line. Mathews scored two plays later to give the Dogs a 28-17 lead.
- Senior Wilson Ramos made his first quarterback sack of the season, UW dropping quarterback Austyn Carta-Samuels in the third quarter.
- The game was the first overtime game in New Mexico Bowl history and Fresno State's second double-overtime game in the 2009 season.

TEAM STATS

	FS	WY
FIRST DOWNS	19	26
Rushing	10	14
Passing	8	11
Penalty	1	1
NET YARDS RUSHING	197	234
Rushing Attempts	44	50
Average Per Rush	4.5	4.7
Rushing Touchdowns	2	1
Yards Gained Rushing	206	271
Yards Lost Rushing	9	37
NET YARDS PASSING	169	204
C-A-I	14-20-0	18-33-1
Average Per Attempt	8.4	6.2
Average Per Completion	12.1	11.3
Passing Touchdowns	2	3
TOTAL OFFENSE YARDS	366	438
Total offense plays	64	83
Average Gain Per Play	5.7	5.3
Fumbles: Number-Lost	2-2	1-0
Penalties: Number-Yards	5-61	3-19
PUNTS-YARDS	3-139	3-112
Average Yards Per Punt	46.3	37.3
Net Yards Per Punt	38.0	38.0
Inside 20	1	1
50+ Yards	1	0
Touchbacks	1	0
Fair catch	0	0
KICKOFFS-YARDS	5-335	6-345
Average Yards Per Return	67.0	57.5
Net Yards Per Kickoff	51.6	39.3
Touchbacks	1	0
Punt returns: #-Yards-TD	2--2-0	1-5-0
Average Per Return	-1.0	5.0
Kickoff returns: #-Yds-TD	5-109-0	3-57-0
Average Per Return	21.8	19.0
Interceptions: #-Yds-TD	1-27-0	0-0-0
Fumble Returns: #-Yds-TD	0-0-0	0-0-0
Miscellaneous Yards	0	0
Possession Time	26:47	33:13
1st Quarter	7:46	7:14
2nd Quarter	7:06	7:54
3rd Quarter	8:42	6:18
4th Quarter	3:13	11:47
OT Quarter	0:00	0:00
Third-Down Conversions	2 of 10	9 of 20
Fourth-Down Conversions	2 of 4	4 of 4
Red-Zone Scores-Chances	3-5	2-2
Sacks By: Number-Yards	2-9	3-5
PAT Kicks	4-4	3-3
Field Goals	0-0	2-4





FRESNO STATE BOWL GAMES

uDROVE HUMANITARIAN BOWL

NORTHERN ILLINOIS 40,

FRESNO STATE 17

Dec. 18, 2010 • Boise, Idaho

Score by Quarters	1	2	3	4	Score
Northern Illinois	6	17	10	7	40
Fresno State	7	3	0	7	17

SCORING SUMMARY

FS	Hamler, Jamel 11 yd pass from Colburn, Ryan (Goessling, kick)
NIU	HARNISH, Chand 7 yd run (CKLAMOVSKI, M kick failed)
NIU	HARNISH, Chand 28 yd run (CKLAMOVSKI, M kick)
NIU	CKLAMOVSKI, M 45 yd field goal
FS	Goessling, 45 yd field goal
NIU	SKARB, Kyle 22 yd pass from HARNISH, Chand (CKLAMOVSKI, M kick)
NIU	CKLAMOVSKI, M 51 yd field goal
NIU	SPANN, Chad 18 yd run (CKLAMOVSKI, M kick)
NIU	SPANN, Chad 8 yd run (CKLAMOVSKI, M kick)
FS	Evans, Rashad 11 yd pass from Colburn, Ryan (Goessling, kick)

BOISE, Idaho--The Dogs got out to a fast start in the first quarter, forcing the Huskies to turn the ball over on downs on their opening possession. The Bulldogs responded with a 69-yard scoring drive, capped by Colburn's 11-yard scoring strike to Jamel Hamler, who was named the Most Valuable Player for Fresno State.

Colburn was 28-for-38 on the night and threw for two touchdowns.

The Bulldogs finished the 2010 season with an 8-5 record and made its 11th bowl appearance in 12 seasons. Overall, the 'Dogs have played in 24 bowl games in school history.

Freshman Jalen Saunders recorded a career-high 58 yards on five carries for the most rushing yards of the night. His longest rush was 19-yards.

Kicker Kevin Goessling hit a field goal, his 21st of the season, from 45-yards.



Team Stats	NIU	FS
FIRST DOWNS	22	26
Rushing	7	5
Passing	14	17
Penalty	1	4
NET YARDS RUSHING	203	74
Rushing Attempts	28	35
Avg. Per Rush	7.2	2.1
Rushing Touchdowns	4	0
Yards Gained Rushing	208	120
Yards Lost Rushing	5	46
NET YARDS PASSING	300	288
C-A-I	17-27-028-38-0	
Avg. Per Attempt	11.1	7.6
Avg. Per Completion	17.6	10.3
Passing Touchdowns	1	2
TOTAL OFFENSE YARDS	503	362
Total offense plays	55	73
Average Gain Per Play	9.1	5.0
Fumbles: Number-Lost	1-0	2-1
Penalties: Number-Yards	6-65	4-43
PUNTS-YARDS	0-0	3-91
Average Yards Per Punt	0.0	30.3
Net Yards Per Punt	0.0	30.3
Inside 20	0	1
50+ Yards	0	0
Touchbacks	0	0
Fair catch	0	2
KICKOFFS-YARDS	8-529	4-257
Avg. Yards Per Kickoff	66.1	64.2
Interceptions: Number-Yds-TD	0-0-0	0-0-0
Fumble Returns: Number-Yds-TD	0-0-0	0-0-0
Miscellaneous Yards	0	0
Possession Time	24:07	35:53
1st Quarter	6:02	8:58
2nd Quarter	6:23	8:37
3rd Quarter	6:07	8:53
4th Quarter	5:35	9:25
Third-Down Conversions	2 of 6	6 of 15
Fourth-Down Conversions	0 of 2	1 of 3
Red-Zone Scores-Chances	3-3	2-3
Touchdowns	3-3	2-3
Field goals	0-3	0-3
Sacks By: Number-Yards	6-36	0-0
PAT Kicks	4-5	2-2
Field Goals	2-2	1-2





FRESNO STATE BOWL GAMES

SHERATON HAWAI'I BOWL

SMU 43

FRESNO STATE 10

Dec. 24, 2012 • Honolulu, Hawai'i (Aloha Stadium)

Score by Quarters	1	2	3	4	Score
Fresno State (9-4, 7-1 MW)	0	0	7	3	10
SMU (7-6, 5-3 C-USA)	0	22	7	14	43



SCORING SUMMARY

					Drive	Time	Score
SMU	2nd	14:07	GILBERT, G. 17 yd run (HOVER kick)		5-93	2:26	0-7
SMU	2nd	12:16	HOVER, Chase 30 yd field goal		4-3	0:56	0-10
SMU	2nd	10:50	HUNT, Margus safety		--	--	0-12
SMU	2nd	05:24	LINE, Zach 8 yd run (HOVER kick)		11-67	5:18	0-19
SMU	2nd	01:37	HOVER, Chase 48 yd field goal		4--5	2:11	0-22
FS	3rd	10:21	ADAMS, Davante 6 yd pass from CARR, Derek (BRESHEARS kick)		3-15	1:05	7-22
SMU	3rd	07:01	JOHNSON, Darius 21 yd pass from GILBERT, G. (HOVER kick)		7-75	3:20	7-29
FS	4th	13:21	BRESHEARS, Quen 32 yd field goal		7-72	1:30	10-29
SMU	4th	09:05	REED, Taylor 69 yd interception return (HOVER kick)		--	--	10-36
SMU	4th	01:14	GREENBAUER, H. 83 yd interception return (HOVER kick)		--	--	10-43

HONOLULU- The SMU Mustangs denied the Fresno State football team a chance at registering its first 10-win season since 2001, as they defeated the Bulldogs 43-10 Monday in the 2012 Sheraton Hawai'i Bowl at Hawaiian Airlines Field at Aloha Stadium.

The loss ends Fresno State's five-game winning streak it carried with them after capturing the Mountain West title in its first season in the league. The Bulldogs end the season with a 9-4 overall record while SMU finished 7-6.

"I was surprised, I thought it was going to be a very competitive game," said head coach Tim DeRuyter, who already had become the winningest first-year coach in Fresno State history. "People were talking about the explosive offensives, but we thought both defenses were pretty good and it was going to come down to take-aways. They are a well-coached team, got good players and out-played us today."

SMU's defense out powered the Bulldog offense, forcing the 'Dogs to turn the ball over four times and sacking Derek Carr seven times. Margus Hunt, the SMU MVP of the Sheraton Hawai'i Bowl, had two of those sacks, one of which was in the end zone for a safety and he forced a fumble on the other.

The seven sacks Fresno State allowed in the game were the most all year. The Bulldogs had five sacks of their own, which was the third time this year they registered five sacks in a game.

"We got to protect better, but give SMU all the credit they did a heck of a job," DeRuyter said. "I thought in the first half [Hunt] was clearly a problem for us. He did a heck of a job and was a beast to be blocked."

The Mustangs held a 22-0 lead at the half. Fresno State, set up by a 50-yard interception return by Sean Alston, got on the board early in the third with a Carr six-yard touchdown pass to Davante Adams.

However, SMU countered on the drive after that with a seven-play, 75-yard touchdown drive to take the wind out of the Bulldogs' sail.

Carr finished the game completing 33-of-54 passes for 362 yards and one touchdown with two interceptions. He set a new Mountain West single-season record for passing yards with 4,104, which is just the second 4,000-yard passing season in school history.

"We got humbled. Sometimes I guess you don't want to say that, but you may need that," Carr said. "I know this gives us something to work for in the offseason. I can't wait to move on from this one and get going."

Adams' touchdown gave him a TD reception in eight-straight games to end the year. He tied Henry Ellard's record set back in 1982 for consecutive games with a touchdown.

Adams was named the Bulldog MVP of the Sheraton Hawai'i Bowl. He finished the game with 13 catches for 144 yards and the one touchdown. This was his third-straight 100-yard receiving game and sixth this year, which ties for the third-most in Bulldog history.

The Bulldog defense, which has already recorded the biggest turnover turnaround from one year to the next, got two turnovers in the game. Alston was responsible for both, picking off two passes and he extended Fresno State's streak to 11-straight games with a pick. That is the longest active streak in the FBS.

DeRuyter said the Bulldogs will now be able to build off this season and use this loss to relight the team's fire going into the offseason.

"We challenged our returning guys to use this as motivation for next year, we are not where we need to be," DeRuyter said. "I hate that this obviously takes a little bit of the shine of this season that we didn't finish the way we wanted to, especially for these seniors, but I'm sure this is motivation for these guys."



Team Stats	FS	SMU
FIRST DOWNS	21	15
Rushing	3	9
Passing	18	6
Penalty	0	0
NET YARDS RUSHING	-16	169
Rushing Attempts	22	37
Avg. Per Rush	-0.7	4.6
Rushing Touchdowns	0	2
Yards Gained Rushing	51	199
Yards Lost Rushing	67	30
NET YARDS PASSING	362	212
C-A-I	33-55-2	14-28-2
Avg. Per Attempt	6.6	7.6
Avg. Per Completion	11.0	15.1
Passing Touchdowns	1	1
TOTAL OFFENSE YARDS	346	381
Total offense plays	77	65
Average Gain Per Play	4.5	5.9
Fumbles: Number-Lost	2-2	1-0
Penalties: Number-Yards	3-15	3-15
PUNTS-YARDS	6-288	5-179
Average Yards Per Punt	38.0	35.8
Net Yards Per Punt	32.2	35.8
Inside 20	2	3
50+ Yards	0	0
Touchbacks	0	0
Fair catch	2	3
KICKOFFS-YARDS	4-259	8-495
Avg. Yards Per Kickoff	64.8	61.9
Punt Returns: #-Yds-TD	0-0-0	2-35-0
Kickoff Returns: #-Yds-TD	7-139-0	1-17-0
Interceptions: #-Yds-TD	2-50-0	2-152-2
Fumble Returns: #-Yds-TD	0-0-0	2-32-0
Miscellaneous Yards	0	0
Possession Time	26:41	33:19
1st Quarter	6:29	8:31
2nd Quarter	5:34	9:26
3rd Quarter	5:44	9:16
4th Quarter	8:54	6:06
Third-Down Conversions	4-of-14	8-of-17
Fourth-Down Conversions	0-of-2	0-of-0
Red-Zone Scores-Chances	2-of-3	4-of-4
Touchdowns	1-of-3	2-of-4
Field goals	1-of-3	2-of-4
Sacks By: Number-Yards	5-24	7-53
PAT Kicks	1-of-1	5-of-5
Field Goals	1-of-1	2-of-3





FRESNO STATE BOWL GAMES

ROYAL PURPLE LAS VEGAS BOWL

No. 21/20 FRESNO STATE 20

USC 45

Dec. 21, 2013 • Las Vegas, Nev. (Sam Boyd Stadium)

Score by Quarters	1	2	3	4	Score
Fresno State (11-2, 7-1 MW)	6	0	7	7	20
USC (10-4, 6-3 Pac-12)	14	21	3	7	45



SCORING SUMMARY						Drive	Time	Score
USC	1st	08:54	Lee, M. 10 yd pass from Kessler, C. (Heidari kick)			12-65	6:06	0-7
FS	1st	08:33	BURSE, I. 8 yd pass from CARR, D. (MCGUIRE kick blocked)			3-33	0:21	6-7
USC	1st	06:22	Agholor, N. 40 yd pass from Kessler, C. (Heidari kick)			5-65	2:11	6-14
USC	2nd	09:05	Agholor, N. 17 yd pass from Kessler, C. (Heidari kick)			9-65	5:19	6-21
USC	2nd	07:27	Allen, J. 24 yd run (Heidari kick)			2-30	0:47	6-28
USC	2nd	00:37	Lee, M. 40 yd pass from Kessler, C. (Heidari kick)			6-88	3:41	6-35
FS	3rd	11:42	ADAMS, D. 23 yd pass from CARR, D. (MCGUIRE kick)			6-37	1:54	13-35
USC	3rd	06:44	Heidari, Andre 39 yd field goal			9-48	4:51	13-38
FS	4th	14:40	SMITH, D. 41 yd interception return (MCGUIRE kick)			--	--	20-38
USC	4th	04:44	Allen, J. 1 yd run (Heidari kick)			12-80	7:14	20-45



LAS VEGAS - USC scored five first-half touchdowns to open up a 29-point point lead and cruised to a 45-20 win over the 21st-ranked Fresno State Bulldogs at Sam Boyd Stadium in the 2013 Royal Purple Las Vegas Bowl.

"Clearly early in the game, we didn't make enough plays to get into a rhythm," head coach Tim DeRuyter said. "We have a lot of respect for USC, they have a lot of good players and are really well coached. They came out very inspired today and you have to give coach [Clay] Helton credit."

Despite losing its fifth-straight bowl game, Fresno State's season is still one of the greatest in school history. The Bulldogs close the year with an 11-2 record, tying the school record for

victories.

"This team won 11 ball games and won a second-straight conference championship," DeRuyter said. "I know in my heart that we had a really fine football team and I'm very proud of them. We didn't play our best game today and that goes on me, I got to do a better job getting our guys ready."

Trojan quarterback Cody Kessler set new career-highs with 344 yards passing and four touchdowns to lead USC in its victory. The Trojans (10-4) racked up 487 total yards against the Bulldogs.

Fresno State's offense struggled against the USC defense that came into the game ranked 16th nationally in total defense. The 'Dogs only converted 2-of-14 third-down attempts and finished with 254 total yards, the lowest output of the season.

"They're a good defense for a reason," DeRuyter said. "They're physically very, very good and did a nice job mixing things up."

Bulldog safety Derron Smith, a two-time first-team All-Mountain West selection, led Fresno State on the day. He set a new career-high with 18 tackles and had an interception that he returned 41 yards for a touchdown. It was his seventh pick of the season and 14th of his career.

"Schematically wise, they don't do anything too confusing, they just have a lot of athletes all over the field," Smith said of USC's offense. "They got a good solid quarterback and a tough run game."

USC scored touchdowns on five of its seven drives in the first half to jump out to a 35-6 lead. The Bulldogs only converted 1-of-8 third down attempts in that first half and were out-gained by 175 yards.

After Karl Mickelsen recovered a muffed punt that came following Fresno State's first drive of the third quarter, Derek Carr hit Davante Adams on a 23-yard touchdown pass for his 50th TD of the season.

On that play Carr became just the fourth quarterback in FBS history to throw for over 5,000 yards in a season and have 50 touchdown passes. He finished the game going 30-for-54 passing for 217 yards and two touchdowns against one interception.

"It's been so fun," Carr said when asked to reflect on his storybook career at Fresno State. "It's bittersweet, like I [say all the time] I should be a Bulldog for the next 20 years, but I got to feed [my son] Dallas."

Isaiah Burse had six catches for 39 yards and one touchdown in the game where he went over 1,000 yards receiving for the season. With Davante Adams and Josh Harper already having over 1,000 yards, the Bulldogs became the fifth team in FBS history to have three 1,000-yard receivers in a season.

Adams set a new MW single-season record for catches in a year with 131 after catching nine passes for 74 yards and a touchdown against USC. He finished his record season with 24 touchdown catches, which is the fourth-most in FBS history.

The 2013 season was a record-setting one for Fresno State. The Bulldogs are 20-6 in two seasons under DeRuyter and have a promising future ahead of them.

"I think it's good, we got a lot of talented players, great coaches and the sky is the limit," Smith said of the outlook for the program. "We just got to keep working and using this as fuel for next year."

Team Stats	FS	USC
FIRST DOWNS	14	24
Rushing	1	10
Passing	9	14
Penalty	4	0
NET YARDS RUSHING	37	154
Rushing Attempts	6	46
Avg. Per Rush	6.2	3.3
Rushing Touchdowns	0	2
Yards Gained Rushing	37	194
Yards Lost Rushing	0	40
NET YARDS PASSING	216	345
C-A-I	29-55-1	22-30-1
Avg. Per Attempt	3.9	11.5
Avg. Per Completion	7.4	15.7
Passing Touchdowns	2	4
TOTAL OFFENSE YARDS	253	499
Total offense plays	61	76
Average Gain Per Play	4.1	6.6
Fumbles: Number-Lost	0-0	1-1
Penalties: Number-Yards	5-45	10-101
PUNTS-YARDS	8-359	4-144
Average Yards Per Punt	44.9	36.0
Net Yards Per Punt	42.8	36.0
Inside 20	2	0
50+ Yards	2	0
Touchbacks	1	0
Fair catch	3	4
KICKOFFS-YARDS	4-167	7-485
Avg. Yards Per Kickoff	41.8	69.3
Punt Returns: #-Yds-TD	0-0-0	2--3-0
Kickoff Returns: #-Yds-TD	6-119-0	3-14-0
Interceptions: #-Yds-TD	1-41-1	1-0-0
Fumble Returns: #-Yds-TD	0-0-0	0-0-0
Miscellaneous Yards	0	0
Possession Time	18:33	41:27
1st Quarter	4:10	10:50
2nd Quarter	5:12	9:48
3rd Quarter	6:04	8:56
4th Quarter	3:07	11:53
Third-Down Conversions	2-of-14	6-of-13
Fourth-Down Conversions	1-of-3	2-of-2
Red-Zone Scores-Chances	1-of-2	4-of-4
Touchdowns	1-of-2	3-of-4
Field goals	0-of-2	1-of-4
Sacks By: Number-Yards	1-17	0-0
PAT Kicks	2-of-3	6-of-6
Field Goals	0-of-0	1-of-1





FRESNO STATE BOWL GAMES

HAWAII BOWL

Rice 30, Fresno State 6

Dec. 24, 2014 • Honolulu, Hawai'i (Aloha Stadium)

Score by Quarters	1	2	3	4	Score
Fresno State (6-9)	3	3	0	0	6
Rice (8-5)	16	0	7	7	30



SCORING SUMMARY

			Drive	Time	Score
RICE	1st	10:32	HAIRSTON, J. 21 yd field goal	11-71	4:28 0-3
FS	1st	02:16	KROENING, K. 44 yd field goal	10-37	3:11 3-3
RICE	1st	00:23	TAYLOR, J. 14 yd pass from JACKSON, D. (HAIRSTON, J. kick failed)	5-78	1:48 3-9
RICE	1st	00:04	HULL, M. 69 yd pass from JACKSON, D. (HAIRSTON, J. kick)	1-69	0:11 3-16
FS	2nd	08:53	KROENING, K. 40 yd field goal	10-51	2:43 6-16
RICE	3rd	06:18	PARKS, D. 40 yd pass from JACKSON, D. (HAIRSTON, J. kick)	7-73	2:48 6-23
RICE	4th	10:07	DILLARD, D. 1 yd run (HAIRSTON, J. kick)	2-59	0:27 6-30



HONOLULU - Rice outgained Fresno State 463-255 as the Owls handed the Bulldogs their sixth-straight bowl defeat with a 30-6 victory on Christmas Eve in the 2014 Hawai'i Bowl at Hawaiian Airlines Field at Aloha Stadium.

"Give Rice credit, they played very well today," head coach Tim DeRuyter said. "Played with a lot of energy and got after our offense. On offense, they made some big plays. Give them the credit, they finished the season after starting 0-3, they finished the season the way we wanted to finish the season, but we didn't get it done."

The Bulldogs conclude their season with a 6-8 record while Rice finishes 8-5. This game

was a matchup of two teams that both started their seasons out 0-3, but rebounded to make a bowl game. Since 1980, 496 teams had started out 0-3, but Rice and Fresno State became just the 20th and 21st of those teams to make it to a bowl game.

"Clearly it is frustrating," DeRuyter said. "You prepare in practice, I thought our guys were extremely competitive in practice. When you come out against a good Rice team and get outplayed that hurts. Each year is different, you have a different identity each year, but when you play in bowl games obviously you play against good teams. They are well coached and we've got to figure out a way to get over the top."

The Owls were led by quarterback Driphus Jackson who threw three touchdowns passes to three different players and completed 15-of-24 attempts for 318 yards. Jackson was named Rice's MVP of the game while the MVP award for Fresno State went to inside linebacker Karl Mickelsen.

Mickelsen tied for the team lead with 11 tackles, had a career-high 3.5 tackles for a loss and one sack.

"This one hurts the most just because as a senior you don't like losing your last game going out," Mickelsen said.

Fresno State struggled offensively, getting just 93 yards passing in the game. The 'Dogs did not score a touchdown in the game for the first time since Nov. 19, 2010 when they were shutout at No. 3 Boise State.

Running backs Marteze Waller and Josh Quezada tried to carry their load, combining to account for 134 of Fresno State 255 yards in the game. Waller had 76 yards rushing while Quezada had 52 and a pair of catches for six yards.

Quarterback Brian Burrell was 10-of-20 passing for 44 yards with two interceptions.

Derron Smith, who is one of just 11 players in school history to be named first-team all-conference three times, finished the game with seven tackles. He concludes his career with 304 tackles - one of just six players ever at Fresno State to post over 300 tackles in a career.

Rice scored a pair of touchdowns in the span of 19 seconds at the end of the first quarter to open up a 16-3 lead. The 'Dogs gave up a 14-yard Jackson to Jordan Taylor TD pass and then right after a Burrell interception, Jackson hit Mario Hull on a 69-yard touchdown pass.

All that Fresno State was able to muster up in the first half was a pair of field goals from true freshman kicker Kody Kroening. The first was a 44-yarder in the first quarter and the second was from 40 in the second.

Quezada was mainly the only productive Bulldog on offense in the first half, as he had 49 rushing yards while the 'Dogs as a team totaled just 90 yards in the first half. Rice led 16-6 at the break.

After the tough opening quarter, the Bulldogs held Rice to just four total yards in the second quarter. They came out fired up in the third quarter, but that only lasted for one drive before missed tackles cost the 'Dogs on Jackson's third touchdown pass of the game. Jackson found Dennis Parks at the line of scrimmage on the Bulldogs sideline and two defenders couldn't get Parks down on the scoring play that gave Rice a 23-6 lead.

Fresno State could not pull itself back into the game and ended up losing its sixth-straight bowl game and second in the last three years playing in the Hawai'i Bowl.

Team Stats	FS	Rice
FIRST DOWNS	15	16
Rushing	7	7
Passing	6	8
Penalty	2	1
NET YARDS RUSHING	162	137
Rushing Attempts	42	40
Avg. Per Rush	3.9	3.4
Rushing Touchdowns	0	1
Yards Gained Rushing	205	163
Yards Lost Rushing	43	26
NET YARDS PASSING	93	326
C-A-I	17-38-2	16-26-0
Avg. Per Attempt	2.4	12.5
Avg. Per Completion	5.5	20.4
Passing Touchdowns	0	3
TOTAL OFFENSE YARDS	255	463
Total offense plays	80	66
Average Gain Per Play	3.2	7.0
Fumbles: Number-Lost	1-0	0-0
Penalties: Number-Yards	1-15	12-100
PUNTS-YARDS	6-261	8-324
Average Yards Per Punt	43.5	40.5
Net Yards Per Punt	42.2	36.9
Inside 20	2	1
50+ Yards	1	0
Touchbacks	0	1
Fair catch	3	5
KICKOFFS-YARDS	3-189	6-374
Avg. Yards Per Kickoff	63.0	62.3
Punt Returns: #-Yds-TD	2-9-0	2-8-0
Kickoff Returns: #-Yds-TD	2-40-0	2-41-0
Interceptions: #-Yds-TD	0-0-0	2-0-0
Fumble Returns: #-Yds-TD	0-0-0	0-0-0
Miscellaneous Yards	0	0
Possession Time	24:45	32:15
1st Quarter	6:35	8:25
2nd Quarter	8:19	6:41
3rd Quarter	7:51	7:09
4th Quarter	5:00	10:00
Third-Down Conversions	7-of-21	3-of-14
Fourth-Down Conversions	0-of-4	0-of-1
Red-Zone Scores-Chances	0-of-1	3-of-3
Touchdowns	0-of-1	2-of-3
Field goals	0-of-1	1-of-3
Sacks By: Number-Yards	2-14	4-24
PAT Kicks	0-of-0	3-of-4
Field Goals	2-of-3	1-of-1





FRESNO STATE BOWL GAME RECORDS

TEAM BOWL RECORDS

Rushing

Most rushes: 56 vs. USC, 1992 Freedom Bowl IX
Most net yards gained:
..... 260 vs. Colorado State, 2008 New Mexico Bowl
Most TDs:..... 4 vs. Bowling Green, 1985 California Bowl V

Passing

Most attempts:.. 63 vs. Colorado, 1993 Jeep Eagle Aloha Bowl
Most completions:.....
..... 37 vs. Colorado, 1993 Jeep Eagle Aloha Bowl
Most had intercepted:
..... 4 vs. Ball State, 1989 California Raisin Bowl IX
Most yards gained:
..... 531 vs. Michigan State, 2001 Silicon Valley Football Classic
Highest pct.:
..... .694 vs. Bowling Green, 1991 California Raisin Bowl XI
Most touchdowns:.....
..... 5, 2x; vs. Air Force, 2000 Silicon Valley Football Classic; vs. Virginia, 2004 MPC Computers Bowl

Total Offense

Most plays (passing & rushing):
..... 88 vs. Colorado, 1993 Jeep Eagle Aloha Bowl
Most yards gained:.....
..... 560 vs. Michigan State, 2001 Silicon Valley Football Classic

Punting

Most punts:..... 9 vs. Western Michigan, 1988 California Bowl VIII
Most yards:..... 359 vs. USC, 2013 Las Vegas Bowl
Highest average per punt:
..... 47.4 vs. Bowling Green, 1985 California Bowl V

Punt Returns

Most punt returns:..... 13 vs. Drake, 1946 Raisin Bowl
Most yards returned:
..... 59 vs. Bowling Green, 1982 California Bowl II

Kickoff Returns

Most kickoff returns:.....
..... 8 vs. Air Force, 2000 Silicon Valley Football Classic
Most return Yards:.....
..... 156 vs. vs. Air Force, 2000 Silicon Valley Football Classic

Miscellaneous

Most first downs:.....
..... 34 vs. Colorado, 1993 Jeep Eagle Aloha Bowl
Most first downs rushing:.. 16 vs. USC, 1992 Freedom Bowl IX
Most first downs passing:
..... 25 vs. Colorado, 1993 Jeep Eagle Aloha Bowl
Most first downs penalty:
..... 16 vs. Western Michigan, 1988 California Bowl VIII
Most fumbles:
..... 8 vs. Arkansas State, 1937 Little All-American Bowl
Most fumbles lost:.....
6 vs. Arkansas State, 1937 Little All-American Bowl; vs.
..... Drake, 1946 Raisin Bowl

Scoring

Most touchdowns:
..... 7 vs. Bowling Green, 1985 California Bowl V
Most points after touchdown:.....
..... 7 vs. Bowling Green, 1985 California Bowl V
Most field goals:.....
..... 3, vs. Georgia Tech, 2002 Silicon Valley Football Classic III
Most points, first half:
..... 23 vs. Bowling Green, 1985 California Bowl V
Most points, second half:
..... 27 vs. Air Force, 2000 Silicon Valley Football Classic
Most total points:
..... 51 vs. Bowling Green, 1985 California Bowl V

TEAM DEFENSE

Rushing

Fewest rushes: 28, Tulsa, 2005 Liberty Bowl
Fewest net yards:.....
..... 61 vs. Ball State, 1989 California Raisin Bowl IX

Passing

Fewest attempts:..... 13 vs. Drake, 1946 Raisin Bowl
Fewest completions: 6 vs. Drake, 1946 Raisin Bowl
Passes intercepted:
..... 7 vs. Humboldt State, 1968 Camellia Bowl

Total Defense

Fewest rushing & passing plays:.....
..... 50 vs. USC, 1992 Freedom Bowl IX
Fewest yards gained:..... 147 vs. Drake, 1946 Raisin Bowl

Scoring

Fewest pts allowed:..... 6, 2x
..... vs. Bowling Green, 1961 Mercy Bowl I
..... vs. Ball State, 1989 California Bowl IX

Miscellaneous

Fewest total first downs:..... 9 vs. Drake, 1946 Raisin Bowl

INDIVIDUAL BOWL RECORDS

RUSHING

Rushing attempts

Game: 37, Rodney Davis vs. Georgia Tech, 2002 Silicon Valley Football Classic III
Career: 51, Bryson Sumlin, Silicon Valley Football Classic III & IV, 2004 MPC Computers Bowl, 2005 Liberty Bowl

Rushing yards (net)

Game: 153, Rodney Davis vs. Georgia Tech, 2002 Silicon Valley Football Classic III
Career: 243, Wendell Mathis, 2004 MPC Computers Bowl; 2005 Liberty Bowl

Touchdowns

Game: 3, Stephone Paige vs. Bowling Green, 1982 California Bowl II
Career: 3, Stephone Paige, 1982 California Bowl II; Anthony Daigle, 1991 California Raisin Bowl XI, 1992 Freedom Bowl IX, 1993 Jeep Eagle Aloha Bowl

PASSING

Pass Attempts

Game: 63, Trent Dilfer vs. Colorado, 1993 Jeep Eagle Aloha Bowl
Career: 123, Paul Pinegar, 2002 Silicon Valley Football Classic III, 2003 Silicon Valley Football Classic IV, 2004 MPC Computers Bowl, 2005 Liberty Bowl

Pass Completions

..... Game: 37, Trent Dilfer vs. Colorado, 1993 Jeep Eagle Aloha Bowl
Career: 70, Paul Pinegar, 2002 Silicon Valley Football Classic III, 2003 Silicon Valley Football Classic IV, 2004 MPC Computers Bowl, 2005 Liberty Bowl

Completion Percentage

Game: (min. 10) .694, Mark Barsotti vs. Bowling Green, 1991 California Raisin Bowl XI
Career: .640, David Carr, 2000 Silicon Valley Football Classic and 2001 Silicon Valley Football Classic II

Passing yards

Game: 531, David Carr vs. Michigan State, 2001 Silicon Valley Football Classic
Career: 992, David Carr, 2000 Silicon Valley Football Classic, 2001 Silicon Valley Football Classic II

Touchdown passes

Game: 5, 2x; David Carr vs. Air Force, 2000 Silicon Valley Football Classic; Paul Pinegar vs. Virginia, 2004 MPC Computers Bowl
Career: 9, David Carr, 2000 Silicon Valley Football Classic, 2001 Silicon Valley Football Classic II

Passes intercepted

Game: 6, Mel Gustafson vs. Drake, 1946 Raisin Bowl; Rod Hudson vs. Humboldt State, 1968 Camellia Bowl
Career: 6, Mel Gustafson, 1946 Raisin Bowl; Rod Hudson, 1968 Camellia Bowl

Longest pass - 91, Mark Barsotti to Stephen Shelley vs. Ball State, 1989 California Raisin Bowl IX

RECEIVING

Pass receptions

Game: 15, Stephone Paige vs. Bowling Green, 1982 California Bowl II
Career: 24, Rodney Wright, 1999 EA Sports Las Vegas Bowl, 2000 Silicon Valley Football Classic, 2001 Silicon Valley Football Classic

Receiving yards

Game: 299, Rodney Wright, 2001 Silicon Valley Football Classic
Career: 431, Rodney Wright, 1999 EA Sports Las Vegas Bowl, 2000 Silicon Valley Football Classic, 2001 Silicon Valley Football Classic

Touchdown receptions

Game: 2 (7 players), Bernard Berrian, 2000 Silicon Valley Football Classic, Jan Barrett, 1961 Mercy Bowl I; Stephone Paige, 1982 California Bowl; Gene Taylor, 1985 California Bowl; Andre Alexander, 1988 California Bowl; Tydus Winans, 1993 Jeep Eagle Aloha Bowl; Rodney Wright, 2001, Silicon Valley Football Classic
Career: 2 (6 players), Bernard Berrian, 2000 Silicon Valley Football Classic, Jan Barrett, 1961 Mercy Bowl I; Stephone Paige, 1982 California Bowl; Gene Taylor, 1985 California Bowl; Andre Alexander, 1988 California Bowl; Tydus Winans 1993 Jeep Eagle Aloha Bowl; Rodney Wright, 2001 Silicon Valley Football Classic

Longest reception - 91, Stephen Shelly from Mark Barsotti, 1989 California Raisin Bowl IX

SCORING

Touchdowns scored

Game: 3, Stephone Paige vs. Bowling Green, 1982 California Bowl II
Career: 3 (2 players) Stephone Paige, 1982 California Bowl; Anthony Daigle, 1991 California Raisin Bowl, 1992 Freedom Bowl IX, 1993 Jeep Eagle Aloha Bowl; Paris Gaines, 2000 Silicon Valley Football Classic, 2001 Silicon Valley Football Classic; Bryson Sumlin, 2002 Silicon Valley Football Classic III, 2003 Silicon Valley Football Classic IV, 2004 MPC Computers Bowl, 2005 Liberty Bowl

Touchdowns responsible for

Game: 5, 2x; David Carr vs. Air Force, 2000 Silicon Valley Football Classic; Paul Pinegar vs. Virginia, 2004 MPC Computers Bowl
Career: 9, David Carr (9 passes) vs. Air Force, 2000 Silicon Valley Football Classic; vs. Michigan State, 2001 Silicon Valley Football Classic



FRESNO STATE BOWL GAME RECORDS

PAT's made

Game: 7, Barry Belli vs. Bowling Green, 1985 California Bowl V
Career: 12, Asen Asparuhov, Silicon Valley Football Classic I-III

PAT's attempted

Game: 7, Barry Belli vs. Bowling Green, 1985 California Bowl V
Career: 13, Asen Asparuhov, Silicon Valley Football Classic I-III

Field goals attempted

Game: 4, Asen Asparuhov, 2002 Silicon Valley Football Classic III
Career: 4, Derek Mahoney, 1991 California Raisin Bowl; Asen Asparuhov, Silicon Valley Football Classic I-III

Field goals made

Game: 3, Asen Asparuhov, 2002 Silicon Valley Football Classic III
Career: 3, Asen Asparuhov, 2002 Silicon Valley Football Classic III

Longest field goal made

Game: 49, Brett Visintainer, 2004 MPC Computers Bowl

Most two-point conversions

Game: 1, Terry Carter vs. Bowling Green, 1982 California Bowl II; Anthony Daigle vs. Colorado, 1993 Jeep Eagle Aloha Bowl
..... Career: 1, Terry Carter, 1982 California Bowl II; Anthony Daigle, 1993 Jeep Eagle Aloha Bowl

Most two-point attempts

Game: 2, Trent Dilfer vs. Colorado, 1993 Jeep Eagle Aloha Bowl
Career: 2, Trent Dilfer, 1993 Jeep Eagle Aloha Bowl

Most kicking points

Game: 12, Asen Asparuhov, 2002 Silicon Valley Football Classic III
Career: 21, Asen Asparuhov, Silicon Valley Football Classic I-III

RETURNS

Longest punt return

Game: 21, Eric Fox vs. Bowling Green, 1982 California Bowl II; Andre Alexander vs. Western Michigan, 1988 California Bowl VIII

Kickoff returns

Game: 5, Isaiah Burse vs. SMU, 2012 Sheraton Hawai'i Bowl; Isaiah Burse vs. Northern Illinois, 2010 uDrove Humanitarian Bowl
Career: 10, Isaiah Burse, 2010 uDrove Humanitarian Bowl, 2012 Sheraton Hawai'i Bowl

Kickoff yards

Game: 131, Isaiah Burse, 2010 uDrove Humanitarian Bowl
Career: 236, Isaiah Burse, 2010 uDrove Humanitarian Bowl, 2012 Sheraton Hawai'i Bowl

Touchdowns from kickoff returns

Game: 0, all teams
Career: 0, all teams

Longest return

Game: 55, Isaiah Burse vs. Northern Illinois, 2010 uDrove Humanitarian Bowl

PUNTING

Punts

Game: 9, Lance Oberparleiter vs. Western Michigan, 1988 California Bowl VIII
Career: 17, Jason Simpson, Silicon Valley Football Classic I-III

Average per punt

Game: (min. 5) 47.4 (7 for 332), Mike Mancini vs. Bowling Green, 1985, California Bowl V
Career: 47.4, Mike Mancini, 1985 California Bowl V

Punting yards

Game: 332, Mike Mancini vs. Bowling Green, 1985 California Bowl V
Career: 660, Jason Simpson, Silicon Valley Football Classic I-III

Longest punt

Game: 69, Garrett Swanson, vs. USC, 2013 Las Vegas Bowl

DEFENSE

Solo tackles

Game: 13, James Williams vs. Ball State, 1989 California Raisin Bowl IX

Total tackles

Game: 18, 2x
.....Derron Smith vs. USC, 2013 Las Vegas Bowl
...Don Turner vs. Bowling Green, 1982 California Bowl II

Sacks

Game: 3, Clyde Glover vs. Bowling Green, 1982 California Bowl II; Greg Ramsey vs. Bowling Green, 1985 California Bowl V
Career: 3, Clyde Glover, 1982 California Bowl; Greg Ramsey, 1985 California Bowl V

Interceptions

Passes intercepted

Game: 2, Rod Webster vs. Bowling Green, 1985 California Bowl V; Dee Meza vs. Georgia Tech, 2002 Silicon Valley Football Classic III; Sean Alston, 2012 Sheraton Hawai'i Bowl
Career: 2, Rod Webster, 1985 California Bowl; Dee Meza vs. Georgia Tech, 2002 Silicon Valley Football Classic III; Sean Alston, 2012 Sheraton Hawai'i Bowl

Interception yards

Game: 58, Ron Cox vs. Ball State, 1989 California Raisin Bowl IX
Career: 58, Ron Cox, 1989 California Raisin Bowl

Most touchdowns

Game: 1, 3x
.....Derron Smith vs. USC, 2013 Las Vegas Bowl
.. Ron Cox vs. Ball State, 1989 California Raisin Bowl IX
.....Dee Meza, 2002 Silicon Valley Football Classic III
Career: 1, 3x