



FRESNO STATE FOOTBALL

- 2017 GAME NOTES -

Football Contact: Matt Burkholder, Director of Communications

Office: 559-278-6186 (direct)

Cell: (559) 862-3771

Twitter: FresnoStateFB

E-mail: mburkholder@csufresno.edu

Website: gobulldogs.com

Instagram: Fresno_State_Football

Secondary Football Contact: Josh Mitchell, Assistant Director of Communications

Office: 559-278-7301 (direct)

Cell: (559) 389-1960

E-mail: jomitchell@csufresno.edu

Boise State (9-2, 7-0 MW) at Fresno State (8-3, 6-1 MW)

Game No. 12 / MW Game No. 8

Nov. 25, 2017 • Bulldog Stadium (41,031) - Fresno, Calif. / 12:30 p.m. PT

Boise State: [USA Today Coaches Poll](#) (No. 24), [AP Top 25](#) (No. 25) | Fresno State: [USA Today Coaches Poll](#) (RV), [AP Top 25](#) (RV)

QUICK FACTS

COACHES:

Jeff Tedford (Fresno State, 1992)

Fresno State Record (1st season)..... 8-3

Career Record..... 90-60

Bryan Harsin (Boise State, 2000)

Boise State Record (4th season)..... 40-11

Career Record..... 47-16

SERIES: Boise State leads, 13-5

OFFENSIVE QUICK FACTS:

	Fresno St.	Boise St.
Scoring	27.7	34.8
Rushing	163.9	152.8
Passing	225.9	250.8
Total	389.8	403.6
KO Return	21.7	26.1
3rd Down Conv.	35%	47%
4th Down Conv.	8/13	2/14

DEFENSIVE QUICK FACTS:

	Fresno St.	Boise St.
Scoring	17.3	22.7
Rushing	118.2	127.3
Passing	189.3	203.4
Total	307.5	330.6
Net Punting	37.9	38.9
Opp. 3rd Down Conv.	32%	39%
Opp. 4th Down Conv.	6/20	11/20

* Stats reflect through Nov. 19, 2017

Media Coverage

TV: CBS Sports Network

Play-by-Play: Rich Waltz; Analyst: Jay Feely; Sideline: Jenny Dell

RADIO: 940 AM ESPN Radio; Gameday Live (9:30 a.m.); Pregame Show (11:30 a.m.)

Play-by-Play: Paul Loeffler; Analyst: Pat Hill; Sideline: Cameron Worrell

ESPN Deportes (1600 AM) in Spanish

Play-by-Play: Jesse Beltran; Analyst: Octavio Duarte; Sideline: Nicolas Madrigal

SATELLITE RADIO: Sirius Ch. 119; XM Ch. 202; Internet Radio Ch. 962

Headlines

→ By virtue of the Bulldogs' 13-7 win at Wyoming, Fresno State clinched its third West Division title in five years.

→ Fresno State and Boise State are set for back-to-back games. The 'Dogs will host the Broncos for their Senior Day game this Saturday and will play BSU again in the 2017 Mountain West Football Championship Game on Saturday, December 2 (site TBD).

→ Playing an opponent in back-to-back games is somewhat familiar to Fresno State as they played USC back-to-back to close the 2013 season and open 2014. This season's go-around will be the 10th time in the history of the program the Bulldogs will have played an opponent back-to-back.

→ There are 18 players on the current roster that were on 2014 MW Championship Game roster - four participated in that game (Da'Mari Scott, Justin Green, Kody Kroening and Nathan Madsen).

→ Fresno State is receiving votes in both the Amway Coaches Poll and AP Top 25 - marking the first time the 'Dogs have received votes in both polls since the end-of-year polls in 2013.

→ George Helmuth earned the Bulldogs' fourth MW Defensive Player of the Week honor this season on Monday. It matches the 2012 team for most MW Defensive Player of the Week honors in a single-season.

→ The Bulldogs, who have compiled an 8-3 record this year, have the nation's best win improvement (+7).

→ Head Coach Jeff Tedford is one of 16 semifinalist for national coach of the year and defensive coordinator Orlando Steinauer is a semifinalist for the Broyles Award.

→ Fresno State will honor 15 seniors prior to Saturday's regular season finale.

2017 FRESNO STATE SCHEDULE

Date	Opponent	Opponent Ranking*	Time/Result	Record	Series	Note
Sept. 2	Incarinate Word	-	W, 66-0	1-10	1-0	'Dogs pitch first shutout since 2009 in Tedford's debut
Sept. 9	at Alabama [ESPN2]	#1/#1 -	L, 41-10	11-0	0-1	Fresno State drops to 0-3 all-time against No. 1 ranked teams
Sept. 16	at Washington [PAC-12 Net.]	#15/#14 -	L, 48-16	9-2	1-3	The 'Dogs post double-digit TFLs for first time since 2014
Sept. 30	Nevada^ [AT&T/ROOT]	-	W, 41-21	2-9	28-20-1	Fresno State outgains Wolf Pack 504-314 in McMaryion's debut
Oct. 7	at San Jose State^ [ESPN3]	-	W, 27-10	1-11	41-37-3	Fresno State reclaims Valley Trophy; earns first MW win at CEFCU Stadium
Oct. 14	New Mexico^# [AT&T/ROOT]	-	W, 38-0	3-8	12-4	FS posts second shutout win; first time since 1988 'Dogs have done so
Oct. 21	at San Diego State^ [CBSSN]	RV/RV -	W, 27-3	9-2	24-29-4	Bulldogs limit Penny to 69 yards rushing, total offense to 255 in 27-3 rout
Oct. 28	UNLV^ [AT&T/ROOT]	-	L, 26-16	5-6	13-7	UNLV controls time of possession and Bulldogs in first home defeat
Nov. 4	BYU [ESPN2]	-	W, 20-13	3-9	6-5	Fresno State becomes bowl eligible for first time since 2014 with 20-13 win
Nov. 11	at Hawai'i^ [KSEE24-TV]	-	W, 31-21	3-8	27-22-1	FS has won 5-straight at Hawai'i, last loss vs. UH on the Islands was in 2007
Nov. 18	at Wyoming^ [AT&T/ROOT]	-	W, 13-7	7-4	6-5	'Dogs limit Wyoming to 77 yards rushing; claim West title with win
Nov. 25	Boise State^ [CBSSN]	#25/#24 -	12:30 p.m.	9-2	5-13	FS and BSU to face off for first time since 2014 MW Championship Game
Dec. 2	vs. Boise State^ [ESPN]	#25/#24 -	4:45 p.m.	9-2	5-13	Fresno State seeking third MW Championship since joining league in 2012

Key: *AP Poll/USA Today Coaches Poll (2017 week 13 rankings); ^ MW Game; # homecoming; * Mountain West Championship Game

REFERENCE: "Fresno State" (never: FSU, FRES, CSUF, Fresno State University or just "Fresno"); ABBREVIATIONS: Fresno St. or FS



MEDIA INFORMATION

Media Availability

Interviews for Bulldog players and coaches will be coordinated through the Fresno State Athletics Communications Office 24 hours in advance to ensure availability.

Contact Matt Burkholder at (559) 278-6186 to make arrangements for interviews with student-athletes and coaches. Freshmen (both true and redshirt) along with any other newcomers to the program will not be allowed to do interviews until after they play in their first game, per team rules.

In-Season Media Interview Schedule

Sunday:

No media.

Monday:

Head Coach Jeff Tedford weekly press conference.

Tuesday:

Players day: players after practice.

Wednesday/Thursday:

Head Coach Jeff Tedford and assistants after practice.

Friday:

No media.

Saturday:

Post-game only.

Weekly Media Conference

Fresno State's weekly media conference will be held at 11 a.m. in the Josephine Theater inside the Duncan Building on Mondays during the football season. The press conference is open to credentialed members of the media only. The media conference can be viewed live via the Mountain West Network.

ESPN Coaches Show

The weekly radio show airs live on ESPN Radio (940 AM) with host Paul Loeffler. The Dog House Grill on Shaw Ave. hosts the show from 6-7 p.m. each Wednesday of a game week.

Football Email List

If you would like to be added to the Bulldog football email list to receive breaking news about the team, please contact Matt Burkholder.

Fresno State Athletics Communications

5305 N. Campus Drive NG 27

Fresno, CA 93740

Phone: (559) 278-6873

Fax: (559) 347-9415

Tickets: (559) 278-DOGS (3647)

Press Box: (559) 278-5959

ATHLETICS COMMUNICATIONS:

FB Contact.....Matt Burkholder

Email.....mburkholder@csufresno.edu

Office.....559-278-6186

Cell.....559-862-3771

Secondary Contact.....Josh Mitchell

Email.....jomitchell@csufresno.edu

Office.....559-278-7301

Cell.....559-389-1960

gobulldogs.com

collegepressbox.com
SINCE 2005 EVERYTHING BUT THE PRE-GAME MEAL

Scouting the Boise State Broncos

Boise State enters Saturday afternoon's game with a 9-2 overall record and are ranked nationally in both the AP Top 25 (25) and Coaches Poll (24). They are a perfect 7-0 in the Mountain West and clinched the MW Mountain Division last Saturday by virtue of Wyoming's loss thanks to the 'Dogs 13-7 victory.

The Broncos are 4-1 in road games this season with wins over BYU, San Diego State, Utah State and Colorado State. Their lone road loss came in triple overtime at Washington State on Sept. 9. BSU is averaging 39.8 points per game and 437.2 yards per game in its five away games this season.

The Broncos rank sixth in the Mountain West in total offense averaging 403.6 yards per game. BSU is especially dangerous passing the ball, entering Saturday with the MW's third-best passing offense at 250.8 yards per contest while checking in at ninth in the league in rushing offense at 152.8 yards per game.

Leading the Broncos under center is junior quarterback Brett Rypien who leads the MW in completion percentage at 63.9, ranks second in pass efficiency (146.4) and is fourth in passing yards (1,991) and touchdowns (14). On the ground, sophomore running back Alex Mattison ranks fifth in the MW with 961 rushing yards and is fourth in the league with 10 rushing touchdowns. Senior wide receiver Cedrick Wilson is a standout in the passing game leading the team with 58 receptions (average of 5.3 per game ranks third in MW) for 1,008 yards (second-most in the MW) and six touchdowns, while redshirt senior tight end Jake Roh ranks second in the conference with nine receiving touchdowns and has added 410 yards on 39 receptions.

On defense, Boise State is stout entering with the third-ranked unit in the Mountain West in total defense, limiting opponents to 330.6 yards per game. They also own the fourth-best scoring defense, holding opponents to 22.7 points per game. Opponents have had a tough time running on the Bronco defense as teams have only rushed for 127.3 yards per game (third-best rushing defense in the MW). Through the air, BSU has the second-most interceptions in the MW with 12 and is third in the league with 21 turnovers gained.

Redshirt junior linebacker Leighton Vander Esch leads the team with 105 tackles (65 solo), adding 5.5 tackles for loss, three sacks, two interceptions, three pass breakups and three forced fumbles. Wilson ranks third in the MW and 15th in the country in total tackles per game at 5.9.

Fresno State vs. Boise State - The Series

After facing each other 14-straight seasons (2001-14), Fresno State and Boise State will reunite for the first time on Saturday since facing off in the 2014 Mountain West Championship game on Dec. 6, 2014. Saturday's matchup will be the 19th all-time meeting, Boise State owns the all-time advantage, 13-5. While owning just five wins in the all-time series, four of those five wins are at Bulldog Stadium as they have won four of the nine all-time contests played in Fresno. The last time the two squared off in Fresno was on Sept. 20, 2013, a 41-40 victory that propelled the Bulldogs toward its second Mountain West Championship. The first-ever meeting between Boise State and Fresno State was on Sept. 17, 1977 (FS def. BSU, 42-7).

→ These two teams play for a rivalry trophy called the "Milk Can" trophy.

Fresno State vs. the Top 25

Boise State enters Bulldog Stadium as a ranked opponent - marking the third ranked opponent for the Bulldogs in 2017, but the first ranked opponent to visit Fresno since No. 21 Utah on Sept. 19, 2015.

→ The Bulldogs have not defeated a team that was ranked since Dec. 27, 2004. Fresno State defeated No. 18 Virginia 37-34 in overtime at the MPC Computers Bowl in Boise, Idaho. The Bulldogs finished that 2004 season ranked No. 22 in both polls as a result of the win.

→ Fresno State has dropped 21 consecutive games to ranked opponents since defeating Virginia in 2004. Seven of those 21 ranked opponents were Boise State in respective years.

2017 BOISE STATE GAME RESULTS

Sept. 2: W, 24-13 vs. Troy

Sept. 9: L, 47-44 (3OT) at Wash. St.

Sept. 14: W, 28-14 vs. New Mexico

Sept. 22: L, 42-23 vs. Virginia

Oct. 6: W, 24-7 at BYU

Oct. 14: W, 31-14 at San Diego State

Oct. 21: W, 24-14 vs. Wyoming

Oct. 28: W, 41-14 at Utah State

Nov. 4: W, 41-14 vs. Nevada

Nov. 11: W, 59-52 (OT) at Colorado St.

Nov. 18: W, 44-19 vs. Air Force





Senior Day

Prior to the start of Saturday's game, Fresno State will honor its 15-member senior class.

- **#8 Da'Mari Scott:** Scott has played in 46 career games (18 starts) in his five-year Bulldog career. Scott owns 82 career receptions for 1,102 yards and five touchdowns, including 49 catches for 505 yards and one touchdown as a senior playing in all 11 games with eight starts. Scott also has 1,470 career kickoff return yards on 69 kick returns and has 2,684 all-purpose yards in his career.
- **#17 Johnny Johnson, Jr.:** In his lone season as a Bulldog after transferring from UCLA, Johnson has played in all 11 games, making five starts, and has tallied 23 tackles, 16 solo, while adding an interception and two pass breakups.
- **#18 Jackson Finch:** Finch has appeared in five games in his two-year career as a Bulldog after transferring from Contra Costa College in 2016. Has played in four games this season adding four tackles, two solo, and a pass breakup.
- **#25 Austin Harper:** After transferring from Contra Costa College in 2016, Harper has been a valuable member of the scout team the past two seasons.
- **#32 Robert Stanley:** Stanley has played in 30 career games with 21 starts in his five-year Bulldog career. He owns 102 career tackles, 61 solo, 12.0 tackles for loss, three sacks and two fumble recoveries. As a senior, Stanley ranks ninth on the team with 28 tackles, 21 solo, while being tied for the team-lead in tackles for loss with nine and third in sacks with three.
- **#36 Jimmy Camacho:** Camacho has played in 21 career games, including 11 as a senior after transferring from Riverside CC in 2015. Entering the season with only two career field goals made, Camacho has had a breakout senior campaign that has seen him hit 19-of-23 field goals and convert 34-of-35 extra points. His 91 points on the season are now only six shy of reaching the single-season top 10 in scoring by a kicker at Fresno State.
- **#40 Justin Green:** Green has played in 40 career games in his four-year Bulldog career making three starts as a senior. He owns 33 career tackles, 20 solo, seven tackles for loss, one sack and one fumble recovery.
- **#44 Stephen Van Hook:** Van Hook has played in 22 career games in his five-year Bulldog career. As a senior in 2017, he has played in all 11 games tallying nine tackles, five solo, 3.5 tackles for loss, two sacks and a quarterback hurry.
- **#48 Kody Kroening:** In his four-year Bulldog career, Kroening has played in 36 career games tallying 189 points as a kicker making 99 extra points and while going 30-for-39 on field goals. He converted a career-long 49-yarder as a junior in 2016.
- **#56 Tobenna Okeke:** Okeke has appeared in 45 career games in his four-year Bulldog career, making 23 starts. He owns 108 career tackles, 55 solo, 17.5 tackles for loss, 10 sacks, six quarterback hurries and four forced fumbles. As a senior this fall, he leads the team in TFLs (9.0) and sacks (5.0).
- **#74 Ryan Popolizio:** The offensive lineman has played in 14 career games, including five as a senior and is a steady contributor on the special teams' unit.
- **#77 Aaron Mitchell (Captain):** Mitchell has played in 36 career games while starting the last 35 consecutive contests on the offensive line. After appearing in one game as a freshman in 2014, Mitchell has started every game the last three seasons and has helped drive a Bulldog offense that averages 389.8 yards per game this season.
- **#78 David Patterson:** Patterson has appeared in 36 career games for the Bulldogs in his five-year career making 23 starts. Starting all 23 games the last two seasons, Patterson has emerged as a strong right tackle.
- **#91 Nathan Madsen:** Madsen has played in 48 career games in his five-year Bulldog career. He has made 36 starts and has 67 career tackles, 34 solo, 10.5 tackles for loss, 4.0 sacks and four quarterback hurries.
- **#97 Malik Forrester (Captain):** In his two-year Bulldog career, after transferring from LA Pierce College in 2016, Forrester has played in 22 career games, 21 starts, tallying 62 tackles, 36 solo, 10.0 tackles for loss and 4.0 sacks.

Team Captains

Seniors Aaron Mitchell (OL) and Malik Forrester (DT) were named the Bulldogs' 2017 captains prior to the season opener. The duo has served as the team's permanent captains while two others have been named on a game-by-game basis.

WEEK-BY-WEEK ELECTED CAPTAINS

Sept. 2: KeeSean Johnson/DeShawn Potts
 Sept. 9: Da'Mari Scott/James Bailey
 Sept. 16: Kyle Riddering/Nathan Madsen
 Sept. 30: Micah St. Andrew/Robert Stanley
 Oct. 7: KeeSean Johnson/James Bailey
 Oct. 14: Da'Mari Scott/Nathan Madsen
 Oct. 21: David Patterson/Robert Stanley
 Oct. 28: KeeSean Johnson/Robert Stanley
 Nov. 4: Kyle Riddering/James Bailey
 Nov. 11: Da'Mari Scott/Nathan Madsen
 Nov. 18: KeeSean Johnson/James Bailey

QUICK FACTS

GENERAL INFORMATION:

Location.....	Fresno, Calif.
Founded.....	1911
Enrollment.....	24,500
President.....	Dr. Joseph I. Castro
Interim Director of Athletics.....	Steve Robertello
Senior Woman Administrator.....	Carrie Coll
Colors.....	Red and Blue
Nickname.....	Bulldogs
Conference.....	Mountain West

TEAM HISTORY:

First Year of Football.....	1921
Seasons.....	95
All-Time Record.....	596-422-27
All-Time Home Record.....	373-174-14
All-Time Away Record.....	212-231-13
All-Time Neutral Record (not including bowl games).....	0-2
All-Time Bowl Record.....	11-15
All-Time Mountain West Games Only.....	27-20
Conference Championships.....	27
Last Conference Championship.....	2013-Mountain West
Bowl Appearances.....	26
Last Bowl.....	2014-Hawai'i Bowl
All-America Selections.....	117
First-Team All-Americans.....	18

STADIUM INFORMATION:

Name.....	Bulldog Stadium (41,031)
Surface.....	FieldTurf
Completed.....	1980 (Beginning 37th Full Season)
First Game.....	Nov. 25, 1980 vs. Montana State
Record in Stadium.....	172-55-2
Largest Crowd.....	42,881 (5x in 2001)
Number of 40,000-plus crowds.....	33
Last 40,000-plus crowd 9/13/14 vs. Nebraska (41,031)	
Press Box Phone.....	(559) 278-5959

TEAM INFORMATION:

2016 Overall Record.....	1-11
2016 Mountain West Record (Finish).....	0-8 (6th, west division)
2016 Bowl.....	Did not qualify
2016 Final Ranking.....	Unranked
Starters Returning/Lost.....	17/8
Offense: 9/2 Defense: 6/5 Special Teams: 2/1	
Lettermen Returning/Lost.....	37/21
Offense: 16/8 Defense: 18/11 Special Teams: 3/2	
Base Offense.....	Pro-Style
Base Defense.....	4-3

Today's Honorary Alumni Game Captains

- Keeley Bramer (Football)
- Jason Brown (Baseball)
- Jeff Brown (Baseball)
- Elaine Mason (Tennis)





AROUND THE MOUNTAIN WEST

2017 MW Standings

Mountain Division	MW		Overall	
	W	L	W	L
Boise State	7	0	9	2
Wyoming	5	2	7	4
Colorado State	5	3	7	5
Utah State	4	3	6	5
Air Force	3	4	4	7
New Mexico	1	6	3	8

West Division	MW		Overall	
	W	L	W	L
Fresno State	6	1	8	3
San Diego State	5	2	9	2
UNLV	4	3	5	6
Nevada	2	5	2	9
Hawai'i	1	7	3	8
San Jose State	0	7	1	11

Mountain West Records

(Since Fresno State Joined MW in 2012)

	MW		Overall	
	W	L	W	L
Boise State	38	9	59	18
San Diego State	37	10	55	23
Colorado State	29	19	42	32
Fresno State	27	20	37	37
Air Force	24	22	40	35
Utah State	23	16	34	29
Nevada	20	27	32	42
Wyoming	20	26	29	42
New Mexico	16	31	30	43
UNLV	17	31	23	50
San Jose State	14	25	20	39
Hawai'i	9	39	20	54

* denotes team joined MW in 2013

Mountain West Records - Home Games only

(Since Fresno State Joined MW in 2012)

	Overall		Pct.
	W	L	
Boise State	33	4	.892
San Diego State	30	10	.750
Air Force	26	10	.722
Utah State	21	9	.700
Colorado State	24	11	.686
Fresno State	23	12	.657
Wyoming	21	17	.553
Nevada	19	16	.543
New Mexico	18	21	.462
San Jose State	12	14	.462
Hawai'i	16	23	.410
UNLV	15	23	.395

WEST DIVISION CHAMPS!

Fresno State and Boise State will play in the 2017 Mountain West Football Championship Game on Saturday, December 2. Kickoff is set for 5:45 p.m. MT/4:45 p.m. PT and the game will be televised on ESPN for the second consecutive year.

By virtue of the Bulldogs' 13-7 victory at Wyoming last Saturday, Fresno State clinched the West Division while Boise State captured the Mountain Division. The Bulldogs are currently 6-1 in league play (8-3 overall) and hold the remaining tie-breakers over San Diego State. The Broncos have a 7-0 record in MW play (9-2 overall).

The 2017 MW title contest will be a rematch of the 2014 MW Football Championship Game, which was held in Boise. The Broncos earned a 28-14 victory, capturing their first MW Football Championship. This will be Fresno State's third appearance in the MW Football Championship game and Boise State's second.

The 2017 Mountain West Football Championship Game will be played at the site of the divisional champion with the highest College Football Playoff (CFP) Selection Committee ranking or composite computer ranking. If the Broncos continue to be ranked in the CFP poll and defeat Fresno State on Saturday, Nov. 25, the 2017 MW Football Championship Game will be held in Boise. If Boise State were to fall out of the CFP poll or lose on Nov. 25 to Fresno State, the site would be determined by composite computer rankings and announced on Sunday, November 26.

Back-to-Back against the Broncos

Fresno State is set to face Boise State in consecutive games, marking the second time since 1985 that the 'Dogs have played a team in back-to-back games as Fresno State faced USC in back-to-back games not long ago to close the 2013 season and open the 2014 season. This also marks just the 10th such occasion in school history. In the nine previous occasions when the 'Dogs played a team in consecutive games, Fresno State won game No. 2 seven out of nine times - a game that both Fresno State and Boise State are most concerned about this time around.

Fresno State vs. Same Opponent in Consecutive Games

Opponent	Date	Result	Opponent	Date	Result
San Francisco	1935	L, 21-3 (home)	Hawai'i	11/27/59	W, 22-13 (away)
	1936	L, 14-0 (home)		9/24/60	W, 17-7 (home)
UTEP	1938	L, 26-6 (home)	Hawai'i	11/27/65	W, 7-3 (away)
	1939	W, 10-7 (home)		9/17/66	W, 28-27 (home)
Hawai'i	1949	L, 41-14 (away)	Idaho	11/18/78	W, 41-28 (away)
	1950	W, 34-20 (home)		9/8/79	W, 30-10 (home)
San Fran St.	11/26/54	W, 39-20 (home)	UNLV	11/24/84	L, 27-13 (away)
	9/23/55	W, 20-12 (away)		9/14/85	W, 26-6 (home)
			USC	12/21/13	L, 45-20 (bowl)
				8/30/14	L, 52-13 (away)

Back on the national map

Fresno State is receiving votes in the national polls for the first time since receiving votes in the 2014 USA Today Coaches preseason poll. The Bulldogs were defeated 52-13 by USC in the 2014 season opener and have not returned to a national poll since. The last time Fresno State was at least receiving votes in both the Coaches Poll and AP Top 25 was in the final polls of the 2013 season. The last time Fresno State was ranked inside the top 25 in either the Coaches Poll or AP Top 25 was on Dec. 8, 2013 - Fresno State was ranked No. 20 in the Coaches Poll and No. 21 in the AP Top 25 - prior to facing USC in the 2013 Las Vegas Bowl.

Let's go bowling!

For the first time since 2014, Fresno State is bowl eligible. With the Bulldogs' sixth victory on Nov. 4 against BYU, it placed the program in line for their 27th bowl appearance in school history. The Bulldogs have made 13 trips to bowl games since 2000.

→ Jeff Tedford became the third coach in the history of the program to lead his team to a bowl game in his first year as the head coach of the Bulldogs - joining Tim DeRuyter (2012) and Alvin Pierson (1945).





So much for predictions...

Fresno State was predicted to finish sixth in the West Division prior to the season's start (as noted in the chart to the right), the lowest the Bulldogs have been selected in a preseason poll going all the way back through 2004. In addition to a lack of preseason nods, the Mountain West all-conference preseason team was released with no Bulldogs on the roster for the second-straight season.

Biggest single-season program turnarounds

With Saturday's win over Wyoming, the 'Dogs tied the program's record for best win improvement. The 'Dogs own a seven-game win improvement, having turned around a 1-11 campaign in 2016 to a 8-3 record 11 games into the regular season.

In the program's 96-year history, only the 1929 Bulldogs increased their previous season's win total by seven games.

Biggest single-season program turnarounds		
Year - Wins	Year - Wins	Win Increase
1929 - 1	1930 - 8	+7
2016 - 1	2017 - 8	+7
1981 - 5	1982 - 11	+6
2011 - 4	2012 - 9	+5
2006 - 4	2007 - 9	+5
1984 - 6	1985 - 11	+5
1941 - 4	1942 - 9	+5

Jeff Tedford named Coach of the Year semifinalist

Jeff Tedford was named a 2017 semifinalist for the George Munger College Coach of the Year Award on Nov. 16, which is presented yearly by the Maxwell Football Club. The list includes a field of 16 candidates for the award who have been selected by the MFC National Selection Committee.

In Tedford's first year leading his alma mater, the Bulldogs (8-3, 6-1 MW) own the nation's best win improvement (+7) and clinched a berth into the Mountain West Championship game this past Saturday at Wyoming. With the win, Fresno State tied the program record for win improvement set in 1929, and claimed their first MW West Division title since 2014.

At Cal, Tedford was a 2006 Liberty Mutual Coach of the Year finalist, and was also the Pac-10 Coach of the Year in 2002 and 2004.

Orlando Steinauer named Broyles Award nominee

The Frank & Barbara Broyles Foundation announced the nominees for the 2017 Broyles Award on Nov. 8, which honors college football's top assistant coaches. Of this year's 56 nominees, Fresno State's defensive coordinator Orlando Steinauer was among that group.

The 56 nominees in this year's class were selected from approximately 1500 assistant coaches representing 129 Division I programs across the country. For the first time in the award's 22-year history, a committee representing the Football Writers Association of America (FWAA) was also included in the Broyles Award selection process.

→ After 11 games, only Alabama and Washington have been able to score more than 26 points or gain more than 336 yards against Fresno State's defense.

Deja Vu

After advancing to the Mountain West Championship game the first two years of its existence (2013 and 2014) and taking a two-year hiatus, Fresno State is back - marking three trips in the five all-time championship games. Last time the 'Dogs played in the 'Ship, it was against Boise State. What's significantly different about this year's edition is that in 2014, both teams were predicted to meet in that game in the preseason.

→ There are 18 players on the current roster that were on 2014 Mountain West Championship Game roster - four participated in that game (Da'Mari Scott, Justin Green, Kody Kroening and Nathan Madsen).

THE MOUNTAIN WEST

2017 MW Predicted Order of Finish (announced July 25)

West Division	1st-place votes	Points
1. San Diego State	28	168
2. Hawai'i	-	135
3. UNLV	-	105
4. Nevada	-	79
5. San Jose State	-	54
6. Fresno State	-	47

Mountain Division	1st-place votes	Points
1. Boise State	21	161
2. Colorado State	6	135
3. Wyoming	1	114
4. Air Force	-	82
5. New Mexico	-	68
6. Utah State	-	28

2017 Mountain West Football Preseason All-Conference Team

OFFENSE			
QB	Josh Allen**	Jr.	Wyoming
WR	Michael Gallup*	Sr.	Colorado State
WR	Devonte Boyd	Sr.	UNLV
RB	Rashaad Penny*	Sr.	San Diego State
RB	Tyrone Owens	Jr.	New Mexico
OL	Jake Bennett**	Sr.	Colorado State
OL	Austin Corbett**	Sr.	Nevada
OL	Dejon Allen**	Sr.	Hawai'i
OL	Aaron Jenkins	Jr.	New Mexico
OL	Mason Hampton	Sr.	Boise State
TE	David Wells**	Sr.	San Diego State
DEFENSE			
DL	David Moa*	Jr.	Boise State
DL	Malik Reed**	Jr.	Nevada
DL	Garrett Hughes*	Sr.	New Mexico
DL	Mike Hughes, Jr.	Sr.	UNLV
LB	Jahlani Tavai*	Jr.	Hawai'i
LB	Logan Wilson	So.	Wyoming
LB	Frank Ginda	Jr.	San José State
DB	Andrew Wingard*	Jr.	Wyoming
DB	Andre Chachere*	Sr.	San José State
DB	Tyler Horton	Jr.	Boise State
DB	Trayvon Henderson	Sr.	Hawai'i
SPECIALISTS			
P	Michael Carrizosa	Sr.	San José State
PK	John Baron II*	Jr.	San Diego State
RET	Rashaad Penny*	Sr.	San Diego State

Offensive Player of the Year:

Josh Allen, Jr., QB, Wyoming

Defensive Player of the Year:

Andrew Wingard, Jr., DB, Wyoming

Special Teams Player of the Year:

Rashaad Penny, Sr., KR, San Diego State

* - Member of the 2016 All-MW First Team

** - Member of the 2016 All-MWT Second Team





GAME-BY-GAME FIRST DOWNS

Opponent	(BY QUARTER)	TOTAL
Incarnate Word.....	(5-8-9-4).....	26
at Alabama.....	(3-4-3-8).....	18
at Washington.....	(2-4-3-6).....	18
Nevada.....	(6-7-7-2).....	22
at San Jose State.....	(5-9-1-2).....	17
New Mexico.....	(3-4-4-6).....	17
at San Diego State.....	(3-6-5-1).....	15
UNLV.....	(7-2-7-3).....	19
BYU.....	(4-2-7-3).....	16
at Hawaii.....	(3-11-5-5).....	24
at Wyoming.....	(5-2-6-2).....	15
Boise State.....		

GAME-BY-GAME

YARDAGE GAINED BY QTR

Opponent	1Q	2Q	3Q	4Q
Incarnate Word	160	201	192	60
at Alabama	66	54	37	116
at Washington	70	81	80	82
Nevada	120	192	122	70
at San Jose St.	152	133	32	31
New Mexico	177	138	90	121
at San Diego St.	76	131	136	32
UNLV	128	20	89	55
BYU	115	38	109	48
at Hawaii	51	186	103	61
at Wyoming	98	48	145	42
Boise State	-	-	-	-

GAME-BY-GAME

CUMULATIVE YARDAGE GAINED BY QTR

Opponent	1Q	2Q	3Q	4Q
Incarnate Word	160	361	553	613
at Alabama	67	121	158	274
at Washington	70	151	231	313
Nevada	120	312	434	504
at San Jose St.	152	285	317	348
New Mexico	177	315	405	526
at San Diego St.	76	207	343	375
UNLV	128	148	237	292
BYU	115	153	262	310
at Hawai'i	51	237	340	401
at Wyoming	98	146	291	333
Boise State	-	-	-	-

OPPONENTS GAME-BY-GAME FIRST DOWNS

Opponent	(BY QUARTER)	TOTAL
Incarnate Word.....	(2-0-2-4).....	8
at Alabama.....	(10-6-5-7).....	28
at Washington.....	(7-8-3-3).....	21
Nevada.....	(4-5-0-7).....	16
at San Jose State.....	(2-1-4-5).....	12
New Mexico.....	(2-3-5-4).....	14
at San Diego State.....	(6-2-1-5).....	14
UNLV.....	(5-8-7-2).....	22
BYU.....	(4-9-5-3).....	16
at Hawaii.....	(5-1-7-3).....	16
at Wyoming.....	(2-4-0-6).....	12
Boise State.....		

OPPONENTS GAME-BY-GAME

YARDAGE GAINED BY QTR

Opponent	1Q	2Q	3Q	4Q
Incarnate Word	49	11	0	65
at Alabama	198	99	89	111
at Washington	162	120	88	50
Nevada	55	129	19	111
at San Jose St.	44	35	74	52
New Mexico	82	49	104	87
at San Diego St.	94	61	25	75
UNLV	93	87	122	26
BYU	83	119	80	54
at Hawai'i	90	9	116	57
at Wyoming	36	90	24	158
Boise State	-	-	-	-

OPPONENTS GAME-BY-GAME

CUMULATIVE YARDAGE GAINED BY QTR

Opponent	1Q	2Q	3Q	4Q
Incarnate Word	49	60	60	125
at Alabama	198	297	386	497
at Washington	162	282	370	420
Nevada	55	184	203	314
at San Jose St.	44	79	153	205
New Mexico	82	131	235	322
at San Diego St.	94	155	180	255
UNLV	93	180	302	328
BYU	83	202	282	310
at Hawai'i	90	99	215	272
at Wyoming	36	126	150	308
Boise State	-	-	-	-

Helmuth earns Bulldogs' fourth MW Defensive Player of the Week honor this season

Fresno State junior linebacker George Helmuth was named Mountain West Defensive Player of the Week on Monday, his first career player of the week honor.

Helmuth is the third Bulldog to receive MW Defensive Player of the Week honors this season and it is the fourth award overall. Juju Hughes (Oct. 9) and Jeffrey Allison (Oct. 23/Nov. 6) earned the league's weekly honor earlier this season. With four Bulldogs receiving MW Defensive Player of the Week awards, Fresno State has received the most MW weekly defensive honors in one season since 2012.

Fresno State's 2017 Mountain West Defensive Players of the Week

Oct. 9: Juju Hughes (DB)
Oct. 23: Jeffrey Allison (LB)
Nov. 6: Jeffrey Allison (LB)
Nov. 20: George Helmuth (LB)

The Valley native played a crucial role in Fresno State's 13-7 win at Wyoming this past Saturday that guaranteed the Bulldogs a date with Boise State in the Mountain West championship game on Dec. 2. The junior led Fresno State with a career-high 11 tackles (seven solo) and recovered a critical fumble for one of the two turnovers the Bulldogs gained in the win.

Play of the Game:

In what was slated to be a defensive battle, Helmuth had arguably the biggest play of the game in the second quarter. Helmuth recovered a fumble at the 21-yard line on a muffed punt that set Fresno State up for its only touchdown on the ensuing play, a 21-yard strike from Marcus McMaryion to Ronnie Rivers that gave the Bulldogs a 10-0 lead in the second quarter.

Notes:

- Helmuth stopped a Wyoming drive in the second quarter sitting at fourth-and-1 from the Fresno State 37-yard line, looking to take the lead, he tackled Cowboy quarterback Nick Smith at the line of scrimmage to turn the ball over to Fresno State on downs.
- Member of a defense that held Wyoming to 77 yards rushing.
- Member of a defense that held Wyoming scoreless through the first three quarters.
- Member of a defense that held Wyoming to 24 total yards in the third quarter.
- Wyoming had 126 yards in the first half. Fresno State still hasn't allowed 200 yards in a half in MW play, Helmuth led Bulldogs with five tackles in the first half (four solo).
- Prior to October, Fresno State had not logged a MW Player of the Week since Kyrie Wilson received the same honor on November 10, 2014.
- Fresno State captured its third West Division title in the last five seasons.
- With the four Bulldogs named DPOTW in 2017, it ups Fresno State's total to 10 all-time defensive player of the week selections. Overall, it is the 26th all-time selection.

Defensive Turnaround

Fresno State's defense has performed well in its first season in the 4-3 defense that head coach Jeff Tedford and defensive coordinator Orlondo Steinauer brought to Fresno State. The Bulldogs rank first in the Mountain West in scoring defense and total defense, and are second in rushing defense. Here is a look at the Bulldogs' improvement on defense from last season.

Category	----- 2016 -----		----- 2017 -----	
	Stats	National Rank	Stats	National Rank
Rushing Yds/Game	247.4	123	118.2	16
Passing Yds/Game	167.7	5	189.3	24
Total Defense	415.1	68	307.5	12
Scoring Defense	30.9	83	17.3	12
Pass Efficiency Defense	143.29	105	116.71	33
Opp 3RD-DN Conversion	41.2	80	32.5	20
Sacks	14	117	26	35
Interceptions	5	117	8	75
Fumbles Recovered	4	116	11	10
Turnovers Gained	9	126	19	34
Turnover Margin	-0.75	117	0.82	14





Road Warriors

Fresno State returns home after sweeping a daunting schedule of back-to-back road games at Hawai'i (Nov. 11) and at Wyoming (Nov. 18). The Bulldogs traveled 6,720 miles through the air over those two weeks, dealing with games and practices over three different time zones in that span.

→ Kickoff temp on Nov. 11 at Hawai'i: 76 degrees (and rain). During the second quarter, play was suspended for 41 minutes due to lighting. Fresno State arrived home after the game at 9 a.m. local time on Sunday.

→ Kickoff temp on Nov. 18 at Wyoming: 30 degrees, with west southwest winds at 24 mph, and a wind chill of 16 degrees. Fresno State arrived to War Memorial Stadium approximately 90 minutes before kickoff due to Interstate-80 being closed due to an overnight snowstorm that caused the team buses to take an alternate route from the team hotel in Cheyenne, pushing a 45-minute drive to nearly two hours.

Fresno State quarterback 101

Junior Marcus McMaryion has made the start at quarterback for the Bulldogs over the last eight games - starting with the Mountain West opener vs. Nevada on Sept. 30. The transfer QB from Oregon State took over for sophomore Chason Virgil after starting the first three games of the season.

→ QB Returners...

- Of the five quarterbacks on the Fresno State roster, Virgil is the only Bulldog in the group that was a member of the team a season ago. He has started 14 games in his career.

→ QB Newcomers...

- Marcus McMaryion joined the group late in fall camp, August 12, after transferring from Oregon State where he completed his undergraduate degree in public health. The Dinuba, Calif. native played in 13 games as a Beaver, starting seven, while totaling 1,689 yards and 11 touchdowns. Last year, McMaryion started the last six games of the season which included back-to-back wins to end the year against Arizona and Oregon. He threw for 1,286 yards and 10 touchdowns in eight games on the year.

- Jorge Reyna, head coach Jeff Tedford's first commitment after taking the job, was the Metro League Offensive Player of the Year in 2016 after passing for 3,646 yards and 39 touchdowns at West Los Angeles College. He led all California junior colleges in completions, completion percentage and passing yards per game prior to joining the Bulldogs in the spring.

- The 'Dogs also added freshmen Kyle Lindquist and Brent Bailey to the depth chart.

QB Efficiency

Marcus McMaryion is one of the more efficient quarterbacks in the Mountain West, ranking No. 3 among the league with a 144.9 efficiency rating. In league play starting with Nevada on Sept. 30, McMaryion is 111-of-183 for 1,471 yards, with 10 touchdowns and three interceptions. While in nonconference play, McMaryion is 35-of-50 for 409 yards, with two touchdowns and zero INTs (first three off the bench/BYU as the starter). McMaryion's body of work after 11 games has him on pace to have an all-time top 10 completion percentage.

→ Marcus McMaryion owned 149-straight attempts without an interception until a fourth quarter interception at Hawai'i. That ranks No. 6 in program history, ahead Billy Volek in 1999 (111) and short of Derek Carr in 2012 (160).

→ Even with the high efficiency rating, the Dinuba (Die-new-ba) native has let the ball fly as he ranks No. 29 in the FBS and No. 2 in the MW in yards per attempt at 8.07 yards. He ranks No. 36 in the FBS and No. 4 in the MW in yards per completion at 12.88 yards.

→ McMaryion has produced 33 pass completions of 20-plus yards this season, including 17 of 30 or more yards.

Pass Completion Percentage (Season)

Minimum 75 Attempts

1.	Derek Carr, 2013	.687	453-of-659
2.	Derek Carr, 2012	.673	344-of-511
3.	Billy Volek, 1999	.650	249-of-383
4.	David Carr, 2001	.645	344-of-533
5.	Mark Barsotti, 1992	.644	123-of-191
6.	Trent Dilfer, 1993	.641	254-of-396
7.	Paul Pinegar, 2005	.637	265-of-416
8.	Ryan Colburn, 2010	.631	227-of-360
-	Marcus McMaryion, 2017	.627	146-of-233
9.	Tom Brandstater, 2007	.626	211-of-337
10.	Derek Carr, 2011	.626	279-of-446

GAME-BY-GAME

2017 OFFENSE GAME-BY-GAME

RUSHING

Game	Att.	Yds.	TD	Long
UIW	40	199	4	30
@ALA	22	58	0	15
@UW	31	119	0	19
NEV	38	192	1	19
@SJSU	51	212	3	15
UNM	36	227	2	57
@SDSU	38	199	3	26
UNLV	34	140	2	13
BYU	40	141	2	9
@UH	36	175	0	19
@WYO	45	147	0	16
BSU				

PASSING

Game	Passes	Yds.	TD	Long
UIW	23	414	4	65
@ALA	41	216	1	30
@UW	36	194	1	23
NEV	32	312	3	63
@SJSU	26	136	0	45
UNM	23	299	3	75
@SDSU	16	176	0	48
UNLV	27	152	0	31
BYU	20	174	0	50
@UH	36	226	4	34
@WYO	23	186	1	44
BSU				

2017 DEFENSE GAME-BY-GAME

RUSHING DEFENSE

Game	Att.	Yds.	TD	Long
UIW	27	-30	0	11
@ALA	39	305	3	55
@UW	30	92	2	28
NEV	23	61	1	14
@SJSU	33	108	0	18
UNM	37	109	0	14
@SDSU	39	165	0	45
UNLV	44	173	2	21
BYU	27	134	1	22
@UH	37	118	0	14
@WYO	28	77	0	8
BSU				

PASSING DEFENSE

Game	Passes	Yds.	TD	Long
UIW	31	155	0	34
@ALA	27	192	2	24
@UW	28	328	4	73
NEV	31	253	2	40
@SJSU	26	97	1	16
UNM	30	213	0	44
@SDSU	23	90	0	13
UNLV	29	155	0	19
BYU	43	214	0	27
@UH	31	154	2	18
@WYO	33	231	1	41
BSU				

SACKS/TFLS

Game	Sacks	Yds.	TFL	Yds.
UIW	2	20	9.0	45
@ALA	1	8	4.0	19
@UW	1	6	10.0	25
NEV	3	23	5.0	31
@SJSU	4	24	9.0	33
UNM	2	8	5.0	15
@SDSU	5	30	9.0	42
UNLV	0	0	7.0	10
BYU	0	0	3.0	5
@UH	5	29	8.0	35
@WYO	1	6	2.0	7
BSU				





33-Straight games

Since his redshirt freshman season, in 2015, junior KeeSean Johnson has been a steady pass catcher for Bulldog quarterbacks. The Palo Alto native has one game in his entire career where he went without a catch - at Ole Miss in 2015 as a redshirt freshman. Since then, Johnson has caught at least one pass in 33 consecutive games and is among an elite list of the nation's best.

→ Johnson, with 33 consecutive games with at least one reception, is among a group of 15 individuals in the nation that carries a streak more than 30 games.

→ Teammate Jamire Jordan carried a streak of 26 consecutive games with at least one catch, which started in his collegiate debut on Sept. 3, 2015, but was snapped earlier this season at Washington on Sept. 16.

→ The Bulldogs are the only Mountain West team with two returning receivers (Johnson and Jordan) that had more than 45 catches last season.

→ KeeSean Johnson is eight receptions shy matching his 66 receptions made as a sophomore. He has risen to No. 9 on the all-time top 10 for pass receptions for a Bulldog in a career this season and is 11 catches away from moving into No. 8. Johnson is 72 receptions short of the all-time record set by fellow Bay Area native Davante Adams (233).

Senior Success

After taking a redshirt season in 2016, Da'Mari Scott is making the most of his redshirt senior season. Scott owns 48 receptions in 2017, doubling his single-season high of 24 set in 2015. Scott's 4.36 receptions per game this season ranks No. 8 in the Mountain West. Scott has also totaled a single-season career-high 505 yards this season, and has topped 1K yards with 1,102 career yards.

Keeping Bulldog quarterbacks upright

With 65 career starts along the offensive line entering the season, Fresno State has allowed just seven sacks through 11 games in 2017. The 0.64 sacks allowed per game ranks No. 2 in the FBS and No. 1 in the MW. Ranking 96th with 2.58 allowed per game in 2016, this year's group which features only one first-time starter has held up against two team's which ranked in the top 20 in 2017 in sacks.

→ Fresno State only sits behind Army nationally, a team that has passed it 60 times vs. 649 rushing attempts this season.

→ The 'Dogs have allowed more than one sack in a game just once this season (Alabama).

→ Fresno State has kept five opponents without a sack this season, and have allowed just three in its last seven games.

→ Hawai'i was the Bulldogs' latest opponent that was held without a sack. The O-line kept quarterback Marcus McMaryion upright while he threw a season-high 36 pass attempts.

Staying ahead of the chains

An offensive line sets the tone, and Fresno State's has come together this season to do just that. In this week's matchup in particular, which pits the Bulldogs' offensive line that ranks No. 3 in the nation in tackles for loss allowed (3.27 per game) and No. 2 in sacks allowed (0.64 per game) vs. a Boise State defense that ranks No. 26 in sacks (2.55 per game) in the FBS and No. 4 in the MW in tackles for loss (6.0 per game).

→ In the last 15 seasons prior, the closest match to this season's success in limiting TFLs through 11 games was in 2013 (45).

→ At San Diego State, Fresno State did not allow a tackle for loss for the first time since traveling to Nebraska on September 10, 2011.

2017 ACTIVE STREAK OF CONSECUTIVE GAMES WITH A RECEPTION

Player, School	Games
Allen Lazard, Iowa State	46
James Washington, Oklahoma State	43
Calvin Ridley, Alabama	41
Ryan Yurachek, Marshall	40
Jaylen Samuels, NC State	39
Christian Kirk, Texas A&M	37
Anthony Miller, Memphis	35
Courtland Sutton, SMU	35
Deon Cain, Clemson	34
KeeSean Johnson, Fresno State	33
Emanuel Thompson, Troy	32
D.J. Moore, Maryland	32
Richie James, Middle Tennessee	31
Cody Thompson, Toledo	30
Matt VandeBerg, Iowa	30

Pass Receptions (Career)

1. Davante Adams, 2012-13	233
2. Josh Harper, 2011-14	228
3. Rodney Wright, 1998-01	222
4. Isaiah Burse, 2010-13	209
5. Bernard Berrian, 1999-03	199
6. Brian Roberson, 1993-96	188
7. Charlie Jones, 1992-95	187
8. Charles Smith, 1998-01	171
9. KeeSean Johnson, 2015-Pres.	161
10. Larry Willis, 1983-84	142
11. Marque Davis, 1999-03	139

SEASON STARTS BY POSITION - OFFENSIVE LINE (ACTIVE PLAYERS)

	2017	2016	2015
Left Tackle	Christian Cronk (11)	Christian Cronk (12)	
Left Guard	Netane Muti (11)	Aaron Mitchell (4) Logan Hughes (5)	Aaron Mitchell (12)
Center	Aaron Mitchell (11)	Aaron Mitchell (8)	
Right Guard	Micah St. Andrew (11)	Micah St. Andrew (12)	Micah St. Andrew (5)
Right Tackle	David Patterson (11)	David Patterson (12)	

TFLs allowed through 11 games

Year	TFLs
2017	36
2016	72
2015	93
2014	74
2013	45
2012	65
2011	54
2010	77
2009	56
2008	49
2007	52
2006	49
2005	46
2004	62
2003	51
2002	65





Dogs finding success with rushing offense

The Bulldogs improved to 8-1 this season last Saturday when outrushing its opponent. The 'Dogs, who are averaging 163.9 yards per game on the ground, have ran for 1,803 yards on the season.

It is the most games the 'Dogs have outrushed its opponent since joining the MW in 2012 and Fresno State has combined to do it 31 times over the last six seasons with a 26-5 record in such games.

→ Fresno State was outgained on the ground in both losses to Alabama and UNLV; Fresno State outgained Washington on the ground, but fell in that contest.

→ Fresno State has surpassed 2,000 yards rushing as a team once since joining the Mountain West. That was in 2014 behind Marteze Waller, who departed Fresno State as the program's fourth-leading rusher in school history.

Camacho climbing field goal charts

Jimmy Camacho continues to climb the charts for single-season makes as a field goal kicker. The senior made his 18th and 19th field goals in Fresno State's 13-7 win a Wyoming.

- The program record for most field goals in a single season is 23, set by Asen Asparuhov. He set the record in 2001 (23-of-32), and tied his own record a season later in 2002 (23-of-30).
- Camacho is 19-of-23 on field goal attempts and 34-of-35 on PATs.
- Camacho is averaging 1.73 field goals per game. Ranking 10th-best in the FBS and best in the MW.
- Camacho trails only Boise State's PK Haden Hoggarth by one-point for most points scored by a kicker in the Mountain West, 92-91.
- Camacho has made a field in every game the Bulldogs have played this season.

Staying disciplined

Fresno State checks in at third in the MW and 23rd in the nation in fewest penalties yards surrendered per game at 41.9. Overall, Fresno State has been penalized 56 times.

→ The 'Dogs have had seven games (out of 11) where they have committed five penalties or less.

Penalties per game

Game	Penalties-Yds.
UTW.....	3-15.....
Alabama.....	1-6.....
Washington.....	6-54.....
Nevada.....	8-61.....
SJSU.....	10-99.....
UNM.....	2-25.....
SDSU.....	5-40.....
UNLV.....	5-40.....
BYU.....	5-40.....
Hawai'i.....	6-46.....
Wyoming.....	5-35.....

Youthful foundation

For the last six games, Fresno State's defensive backfield has looked the same, Jaron Bryant and Tank Kelly on the outside and Mike Bell and Juju Hughes in the middle. With one junior and three sophomores starting in the group, it is one of the Bulldogs' youngest position groups and is one of their brightest with the production. Heading into 2017, none of the four had recorded an interception in their collegiate careers. This season they have accounted for six of the team's eight after Tank Kelly grabbed his first career INT on Nov. 11 to seal the Bulldogs' win at Hawai'i.

→ Seven of Fresno State's interceptions in 2017 have come from players who had never recorded an INT at the Division I level (Mike Bell, Jaron Bryant, Sherman Coleman Jr., Juju Hughes, Tank Kelly). Only Johnny Johnson Jr., had previously recorded an INT at the D-I level, grabbing one in 2015 while playing for UCLA.

FRESNO STATE FBS RANKINGS

3rd Down Conversion Pct (129 ranked).....	99
3rd Down Conversion Pct Defense (129 ranked).....	20
4th Down Conversion Pct (129 ranked).....	33
4th Down Conversion Pct Defense (129 ranked).....	7
Completion Percentage (129 ranked).....	44
Fewest Penalties (129 ranked).....	36
Fewest Penalties Per Game (128 ranked).....	30
Fewest Penalty Yards (129 ranked).....	26
Fewest Penalty Yards Per Game (129 ranked).....	23
First Downs Defense (129 ranked).....	26
First Downs Offense (129 ranked).....	95
Fumbles Lost (129 ranked).....	26
Fumbles Recovered (128 ranked).....	10
Kickoff Return Defense (129 ranked).....	29
Kickoff Returns (129 ranked).....	53
Net Punting (129 ranked).....	85
Passes Had Intercepted (129 ranked).....	9
Passes Intercepted (127 ranked).....	75
Passing Offense (129 ranked).....	71
Passing Yards Allowed (129 ranked).....	24
Passing Yards per Completion (129 ranked).....	53
Punt Return Defense (129 ranked).....	118
Punt Returns (129 ranked).....	66
Red Zone Defense (129 ranked).....	52
Red Zone Offense (129 ranked).....	39
Rushing Defense (129 ranked).....	16
Rushing Offense (129 ranked).....	67
Sacks Allowed (128 ranked).....	2
Scoring Defense (129 ranked).....	12
Scoring Offense (129 ranked).....	71
Tackles for Loss Allowed (129 ranked).....	3
Team Passing Efficiency (129 ranked).....	37
Team Passing Efficiency Defense (129 ranked).....	33
Team Sacks (128 ranked).....	35
Team Tackles for Loss (129 ranked).....	48
Time of Possession (129 ranked).....	29
Total Defense (129 ranked).....	12
Total Offense (129 ranked).....	79
Turnover Margin (129 ranked).....	14
Turnovers Gained (129 ranked).....	34
Turnovers Lost (129 ranked).....	10

BOISE STATE FBS RANKINGS

3rd Down Conversion Pct (129 ranked).....	7
3rd Down Conversion Pct Defense (129 ranked).....	69
4th Down Conversion Pct (129 ranked).....	129
4th Down Conversion Pct Defense (129 ranked).....	80
Completion Percentage (129 ranked).....	17
Fewest Penalties (129 ranked).....	52
Fewest Penalties Per Game (128 ranked).....	50
Fewest Penalty Yards (129 ranked).....	44
Fewest Penalty Yards Per Game (129 ranked).....	41
First Downs Defense (129 ranked).....	40
First Downs Offense (129 ranked).....	57
Fumbles Lost (129 ranked).....	26
Fumbles Recovered (128 ranked).....	25
Kickoff Return Defense (129 ranked).....	79
Kickoff Returns (129 ranked).....	7
Net Punting (129 ranked).....	46
Passes Had Intercepted (129 ranked).....	9
Passes Intercepted (127 ranked).....	27
Passing Offense (129 ranked).....	49
Passing Yards Allowed (129 ranked).....	38
Passing Yards per Completion (129 ranked).....	47
Punt Return Defense (129 ranked).....	13
Punt Returns (129 ranked).....	28
Red Zone Defense (129 ranked).....	77
Red Zone Offense (129 ranked).....	55
Rushing Defense (129 ranked).....	23
Rushing Offense (129 ranked).....	76
Sacks Allowed (129 ranked).....	59
Scoring Defense (129 ranked).....	39
Scoring Offense (129 ranked).....	28
Tackles for Loss Allowed (129 ranked).....	59
Team Passing Efficiency (129 ranked).....	18
Team Passing Efficiency Defense (129 ranked).....	29
Team Sacks (128 ranked).....	26
Team Tackles for Loss (129 ranked).....	61
Time of Possession (129 ranked).....	46
Total Defense (129 ranked).....	23
Total Offense (129 ranked).....	63
Turnover Margin (129 ranked).....	9
Turnovers Gained (129 ranked).....	20
Turnovers Lost (129 ranked).....	10





SERIES HISTORY vs. BOISE STATE

Dec. 6, 2014

Albertsons Stadium • Boise, Idaho • Attendance: 26,101

	1	2	3	4	FINAL
Fresno State	0	0	7	7	14
Boise State	14	7	7	0	28

Oct. 17, 2014

Albertsons Stadium • Boise, Idaho • Attendance: 35,008

	1	2	3	4	FINAL
Fresno State	10	0	17	0	27
Boise State	13	7	7	10	37

Sept. 20, 2013

Bulldog Stadium • Fresno, Calif. • Attendance: 41,031

	1	2	3	4	FINAL
Boise State	10	9	7	14	40
No. 25 Fresno State	10	14	10	7	41

Oct. 13, 2012

Bronco Stadium • Boise, Idaho • Attendance: 35,742

	1	2	3	4	FINAL
Fresno State	0	0	3	7	10
No. 22 Boise State	7	10	0	3	20

Oct. 7, 2011

Bulldog Stadium • Fresno, Calif. • Attendance: 33,871

	1	2	3	4	FINAL
No. 5 Boise State	16	21	13	7	57
Fresno State	0	0	0	7	7

Nov. 19, 2010

Bronco Stadium • Boise, Idaho • Attendance: 33,454

	1	2	3	4	FINAL
Fresno State	0	0	0	0	0
No. 3 Boise State	3	17	17	14	51

Sept. 18, 2009

Bulldog Stadium • Fresno, Calif. • Attendance: 35,637

	1	2	3	4	FINAL
No. 10 Boise State	10	14	10	17	51
Fresno State	0	17	10	7	34

Nov. 28, 2008

Bronco Stadium • Boise, Idaho • Attendance: 32,412

	1	2	3	4	FINAL
Fresno State	7	3	0	0	10
No. 8 Boise State	7	6	28	20	61

Oct. 26, 2007

Bulldog Stadium • Fresno, Calif. • Attendance: 40,607

	1	2	3	4	FINAL
Boise State	14	3	7	10	34
Fresno State	14	0	0	7	21

Nov. 1, 2006

Bronco Stadium • Boise, Idaho • Attendance: 30,604

	1	2	3	4	FINAL
Fresno State	7	0	7	7	21
No. 14 Boise State	10	14	14	7	45

Nov. 10, 2005

Bulldog Stadium • Fresno, Calif. • Attendance: 42,781

	1	2	3	4	FINAL
Boise State	7	0	0	0	7
No. 20 Fresno State	7	20	0	0	27

Oct. 23, 2004

Bronco Stadium • Boise, Idaho • Attendance: 30,623

	1	2	3	4	FINAL
Fresno State	0	3	7	6	16
No. 16 Boise State	7	9	7	10	33

Nov. 16, 2003

Bulldog Stadium • Fresno, Calif. • Attendance: 39,252

	1	2	3	4	FINAL
No. 20 Boise State	14	14	3	0	31
Fresno State	70	10	0	7	17

Oct. 18, 2002

Bronco Stadium • Boise, Idaho • Attendance: 30,924

	1	2	3	4	FINAL
Fresno State	0	7	7	7	21
Boise State	10	17	13	27	67

Oct. 19, 2001

Bulldog Stadium • Fresno, Calif. • Attendance: 42,881

	1	2	3	4	FINAL
Boise State	7	7	14	7	35
No. 8 Fresno State	14	6	8	2	30

Nov. 2, 1996

Bulldog Stadium • Fresno, Calif. • Attendance: 36,099

	1	2	3	4	FINAL
Boise State	0	0	7	0	7
Fresno State	7	20	0	14	41

Sept. 8, 1984

Bronco Stadium • Boise, Idaho • Attendance: 19,252

	1	2	3	4	FINAL
Fresno State	8	7	9	13	37
Boise State	7	8	0	6	21

Sept. 17, 1977

Radcliffe Stadium • Fresno, Calif. • Attendance: 310,857

	1	2	3	4	FINAL
Boise State					7
Fresno State					42

3rd and 4th downs vs. the Bulldog D

→ In opposing third-down conversions, Fresno State ranks first in the MW with a rate of 32.5 percent (49-of-151) allowed, a stat which ranks No. 20 in the FBS.

→ In opposing fourth-down conversions, the Bulldogs' have held teams to a 30.0 percent (6-of-20) conversion rate which ranks No. 7 in the FBS.

→ In six fourth-down conversions against Fresno State, four have resulted in points for the opposition (Alabama 7, UNLV 10, Hawai'i 7).

Opponent 3rd downs

Incarnate Word:	3-of-16
Alabama:	4-of-10
Washington:	3-of-7
Nevada:	5-of-17
San Jose State:	5-of-13
New Mexico:	2-of-14
San Diego State:	6-of-16
UNLV:	5-of-15
BYU:	7-of-14
Hawai'i:	7-of-15
Wyoming:	2-of-14
TOTAL:	49-of-151 (32.5%)

Opponent 4th downs

Incarnate Word:	0-of-1
Alabama:	1-of-1
Washington:	0-of-1
Nevada:	0-of-3
San Jose State:	0-of-1
New Mexico:	0-of-2
San Diego State:	1-of-2
UNLV:	2-of-2
BYU:	0-of-2
Hawai'i:	1-of-2
Wyoming:	1-of-3
TOTAL:	6-of-20 (30.0%)

Who wins this, usually wins...

The turnover battle. Who wins the turnover battle will decide the game's winner more times than not. Fresno State has won the turnover battle seven times in 2017 and have six of its eight wins in those games (6-1).

→ The Bulldogs' two wins when the turnover battle was split came against Nevada and Hawai'i, 3-3 and 2-2, respectively.

→ The Bulldogs' lone loss when having more takeaways was at Washington (2-1). Both of Fresno State's fumble recoveries came in the second half after the Huskies already led 48-7.

→ In each of the Bulldogs' three losses, they have been outscored in points off turnovers (3-0, 7-6, 7-0).

→ While Fresno State ranks 14th in the nation in turnover margin (+0.82), Boise State ranks ninth in the nation in that category (+1.00).

Turnovers	Gained/Lost	Result
Incarnate Word:	2/0	Won
Alabama:	0/1	Lost
Washington:	2/1	Lost
Nevada:	3/3	Won
San Jose State:	4/0	Won
New Mexico:	2/1	Won
San Diego State:	1/0	Won
UNLV:	0/1	Lost
BYU:	1/0	Won
Hawai'i:	2/2	Won
Wyoming:	2/1	Won
TOTAL:	19/9	

Win Improvement

Fresno State entered the 2017 campaign coming off an 1-11 season and the hiring of head coach Jeff Tedford. The Bulldogs, who have compiled an 8-3 record this year, have the nation's best win improvement (+7). This improvement has led the Bulldogs to a spot in the 2017 Mountain West Football Championship Game vs. Boise State.

Florida Atlantic, Michigan State, and Notre Dame have all improved its win total by five games from 2016 to 2017.

Last season, Wyoming tied for the nation's largest improvement in wins from 2015 to 2016 at plus-six.





Pushing opponents backward

Through 11 games, the Bulldogs have totaled 70 tackles for loss, which is 14 more than their 12-game total in 2016. The 'Dogs 6.4 TFLs per game rank No. 48 in the FBS and No. 3 in the MW in 2017.

- Fresno State produced a season-high 10 TFLs at No. 6 Washington - the most by a Bulldog team since Nov. 29, 2014 vs. Hawai'i (11). It is also the most TFLs Washington has allowed through 10 games in 2017.
- The Bulldogs' 60 solo TFLs is the 24th-most in the FBS.
- 20 Bulldogs have recorded at least a half tackle for a loss this season.
- Seven 'Dogs have four or more TFLs with Robert Stanley (9) and Tobenna Okeke (9) leading the team.

Senior conversions

After playing linebacker for three seasons, seniors Tobenna Okeke and Robert Stanley each made the move to defensive end during fall camp. The transition has been a benefit to the 'Dogs new 4-3 defensive scheme as it has allowed the two to use their athleticism to put teams behind the sticks. The two ends lead team with nine tackles for loss apiece, while Okeke paces the 'Dogs with five sacks and Stanley has three.

- Okeke recorded a three-sack, two-forced fumble outing at Hawai'i on Nov. 11.
- Okeke ranks No. 26 in the FBS and No. 3 in the MW in forced fumbles per game (0.27). His three total forced fumbles rank No. 13 nationally.
- The senior from Missouri City, Texas entered 2017 with five sacks and 8.5 TFLs in 34 games.
- Stanley entered 2017 without a sack in his career and only three TFLs.
- The Las Vegas native ranks No. 12 in the FBS with two fumble recoveries.

Total Defense

A week after Fresno State held Hawai'i to 272 yards total offense, a team that entered with the contest with the No. 2 ranked offense in the Mountain West, averaging 439.6 yards per game after its first nine games, the Bulldogs kept Wyoming to 308 yards, and just 175 through the first 55 minutes of the game.

→ Fresno State has now held four of its 11 previous opponents under 300 yards total offense and nine of its 11 opponents under 340 yards.

Creating turnovers

Through 11 games, Fresno State has forced 19 turnovers, 14 of which have come during Mountain West play. The Bulldogs have forced at least one turnover in all but two games this season.

→ The 'Dogs rank No. 34 in the FBS in turnovers gained, an increase of 92 spots from where they finished in 2016.

→ The Bulldogs' 19 forced turnovers is one shy of tying for the third-most in a season for Fresno State during the last decade.

→ Fresno State is currently on pace to surpass its turnovers gained total from each of the past three seasons (9 in 2016; 20 in 2015; 20 in 2014; 23 in 2013).

Frozen in time

As football has evolved over time so has the offense and the number points needed to win a game. Winning with only one touchdown has become almost extinct in college football, but in below freezing temperatures on Nov. 18, Fresno State topped Wyoming 13-7. It was the lowest point total for the Bulldogs in a win since defeating Pacific 10-9 on Oct. 18, 1986. The 'Dogs had previously lost 33 straight games when being held to 13 points or less.

LAST TIME IN REVIEW...

FRESNO STATE AT BOISE STATE (2014 MW Championship Game)

Game Info:

Saturday, Dec. 6, 2014
Albertsons Stadium • Boise, Idaho
Attendance: 26,101

Score by Quarters:

	1	2	3	4	FINAL
Fresno State	0	0	7	7	- 14
Boise State	14	7	7	0	- 28

SCORING SUMMARY

(Third line: drive, TOP, Score FS-BSU)

BSU	1st	12:31
HEDRICK	20 yd run (GOODALE kick)	
4-77	1:11	0-7
BSU	1st	01:56
VALLEJO	63 yd interception return (GOODALE kick)	
--	--	0-14
BSU	2nd	09:03
AJAYI	9 yd run (GOODALE kick)	
11-72	5:15	0-21
BSU	3rd	11:28
HEDRICK	21 yd run (GOODALE kick)	
7-86	3:32	0-28
FS	3rd	03:18
QUEZADA	2 yd run (KROENING kick)	
19-96	8:10	7-28
FS	4th	05:31
WATSON	25 yd pass from BURRELL (KROENING kick)	
7-49	1:42	14-28

TEAM STATS

	Fresno St.	Boise St.
First Downs	21	11
Rushing Att-Yards	41-70	33-149
Passing Cmp-Att-Yds	30-46-332	9-16-155
Total Plays-Yards	87-402	49-304
Fumbles-Lost	0-0	1-0
Penalties-Yards	4-43	7-47
Punts-Yards	4-172	7-281
Average	43.0	40.1
Net	43.0	35.4
Punt Returns (#-Yds-TD)	2-13-0	0-0-0
Kickoff Returns (#-Yds-TD)	2-25-0	2-33-0
Interceptions-Yards-TD	0-0-0	3-83-1
Fumble Ret-Yards-TD	0-0-0	0-0-0
Time of Possession	35:53	24:07
3rd Downs	11-of-23	5-of-12
4th Downs	2-of-4	0-of-0
Sacks By-Yards	1-5	4-24

INDIVIDUAL LEADERS

Rushing (att-yds-TD):

FS - Josh Quezada (15-38-1)

BSU - Grant Hedrick (9-81-2)

Passing (cmp-att-int-yds-TD):

FS - Brian Burrell (30-45-3-332-1)

BSU - Grant Hedrick (9-16-0-155-0)

Receiving Yards (no-yds-TD):

FS - Josh Harper (10-131-0)

BSU - Jeremy McNichols (3-47-0)

Defense (ST-AT-TT-TFL-Sack):

FS - Ejiro Ederaine (6-2-8-4.0-0.0)

BSU - Ben Weaver (14-2-16-1.0-1.0)

Interceptions (no-yds-TD):

BSU - Tanner Vallejo (1-63-1)

BSU - Beau Martin (1-20-0)

BSU - Donte Deayon (1-0-0)





BOWL HISTORY

Little All-American Bowl	Dec. 25, 1937
W, 27-26 - vs. Arkansas State	
Raisin Bowl	Jan. 1, 1946
L, 13-12 - vs. Drake	
Mercy Bowl I	Nov. 23, 1961
W, 36-6 - vs. Bowling Green	
Camellia Bowl	Dec. 14, 1968
L, 29-14 - vs. Humboldt State	
Mercy Bowl II	Dec. 11, 1971
L, 17-14 - vs. Cal State Fullerton	
California Bowl II	Dec. 18, 1982
W, 29-28 - vs. Bowling Green	
California Bowl V	Dec. 14, 1985
W, 51-7 - vs. Bowling Green	
California Bowl VIII	Dec. 10, 1988
W, 35-10 - vs. Western Michigan	
California Bowl IX	Dec. 9, 1989
W, 27-6 - vs. Ball State	
California Bowl XI	Dec. 14, 1991
L, 28-21 - vs. Bowling Green	
Freedom Bowl IX	Dec. 29, 1992
W, 24-7 - vs. USC	
Aloha Bowl	Dec. 25, 1993
L, 41-30 - vs. Colorado	
Las Vegas Bowl	Dec. 18, 1999
L, 17-16 - vs. Utah	
Silicon Valley Football Classic	Dec. 31, 2000
L, 37-34 - vs. Air Force	
Silicon Valley Football Classic II	Dec. 31, 2001
L, 44-35 - vs. Michigan State	
Silicon Valley Football Classic III	Dec. 31, 2002
W, 30-21 - vs. Georgia Tech	
Silicon Valley Football Classic IV	Dec. 30, 2003
W, 17-9 - vs. UCLA	
MPC Computers Bowl	Dec. 27, 2004
W, 37-34, OT - vs. No. 18 Virginia	
47th Auto Zone Liberty Bowl	Dec. 31, 2005
L, 31-24 - Tulsa	
Roady's Humanitarian Bowl	Dec. 31, 2007
W, 40-28 - vs. Georgia Tech	
New Mexico Bowl	Dec. 20, 2008
L, 40-35 - Colorado State	
New Mexico Bowl	Dec. 21, 2009
L, 35-28 - Wyoming	
uDrove Humanitarian Bowl	Dec. 20, 2010
L, 40-17 - Northern Illinois	
Sheraton Hawai'i Bowl	Dec. 24, 2012
L, 43-10 - SMU	
Royal Purple Las Vegas Bowl	Dec. 21, 2013
L, 45-20 - USC	
Hawai'i Bowl	Dec. 24, 2014
L, 30-6 - Rice	

Return to roots

Did you know Jeff Tedford is one of 21 head coaches to be at the helm of his alma mater?

Head Coach Alma Mater

John Bonamego.....	Central Michigan
Troy Calhoun.....	Air Force
Paul Chryst.....	Wisconsin
Pat Fitzgerald.....	Northwestern
Mike Gundy.....	Oklahoma State
Jim Harbaugh.....	Michigan
Bryan Harsin.....	Boise State
Paul Haynes.....	Kent State
Kliff Kingsbury.....	Texas Tech
Sean Kugler.....	UTEP
Tim Lester.....	Western Michigan

Head Coach Alma Mater

Mike Neu.....	Ball State
Barry Odom.....	Missouri
Mark Richt.....	Miami
Nick Rolovich.....	Hawaii
Scott Satterfield.....	Appalachian State
David Shaw.....	Stanford
Kalani Sitake.....	BYU
Kirby Smart.....	Georgia
Jeff Tedford.....	Fresno State
Matt Wells.....	Utah State

'Dogs with NFL Ties

When it comes to NFL lineage, 10 current Bulldogs have at least one relative who either played in or is currently playing in the NFL. Two 'Dogs, Austin Harper and Leavel Tatum III, each have two family members who have spent time in the league. The 12 players have combined for seven Pro Bowl selections and one All-Pro honor.

Markus Boyer – Mark Boyer (father) 8 seasons
 Austin Harper – T.J. Ward (cousin) 7 seasons, Terron Ward (cousin) 2 seasons
 Kyle Hendrickson – Steve Hendrickson (father) 7 seasons
 Keiti Iakopo – Kelly Talavou (cousin) 3 seasons
 Ronnie Manning – Ricky Manning (uncle) 7 seasons
 Talalemotu Mauga – Josh Mauga (brother) 7 seasons
 Ka'Lonn Milton – Kevin Hardy (uncle) 9 seasons
 Ronnie Rivers – Ron Rivers (father) 7 seasons
 Robert Stanley – Ronnie Stanley (brother) 1 season
 Leavel Tatum III – Jack Tatum (uncle) 10 seasons, Vestee Jackson (uncle) 8 seasons

Bulldogs in the NFL

Eight former 'Dogs are currently on active NFL rosters and here is a quick look at how each performed in Week 11.

Davante Adams, WR, Packers - Adams led the Packers (5-5) with eight receptions for a team-high 126 yards and had a team-long 33-yard reception in a 23-0 loss at home to the Baltimore Ravens (5-5).

Derek Carr, QB, Raiders - Oakland (4-6) fell 33-8 to the New England Patriots (8-2) in Mexico City on Sunday as Carr went 28-for-49 for 237 yards adding a fourth-quarter touchdown pass to Amari Cooper and tossed an interception.

Chris Carter, LB, Redskins - Carter played in his 10th game this season on Sunday for the Redskins (4-6) in a 34-31 loss in overtime at New Orleans (8-2).

Tyler Davison, DT, Saints - Davison recorded two tackles, both solo, in the Saints' (8-2) 34-31 win in overtime at home over the Washington Redskins (4-6).

Ben Jacobs, LB, Panthers - Jacobs and the Panthers (6-3) were on the bye in week 11.

Curtis Riley, DB, Titans - Riley was inactive for a third straight week as the Titans (6-4) fell on the road to the Pittsburgh Steelers (8-2), 40-17.

Derron Smith, DB, Browns - Smith played in his second game with the Cleveland Browns (0-11) on Sunday since being claimed on Nov. 9, but injured his knee in a 19-7 loss at home to Jacksonville (7-3).

Charles Washington, Lions - Washington played in his 10th game this season on Sunday as Detroit (6-4) topped the Chicago Bears (3-7) on the road, 27-24.

Kenny Wiggins, OL, Chargers - Wiggins made his 10th start of the season at right guard on Sunday in the Chargers' (4-6) 54-24 win at home over the Buffalo Bills (5-5).

Inactive

Bryce Harris, OT, Saints/Lions - Harris has played two games this season with the Saints before being released and picked up by both the Lions and 49ers. After he was let go by the 49ers, the Saints picked him back up on Nov. 6 before releasing him, without playing a game, on Nov. 18.





First time participation/true freshmen starters

- Thirty-four Bulldogs have seen their first game action while at Fresno State this season.
- 14 players have seen their first career starts in a Bulldog uniform this season.
- 17 freshmen have seen action for the first time, including seven true freshmen.

First Time Starters

1. RB Ronnie Rivers (Fr.)
2. RB Jordan Mims (Fr.)
3. DT Kevin Atkins (RFr.)
4. OL Netane Muti (RFr.)
5. DB Juju Hughes (So.)
6. DB Jaron Bryant (So.)
7. TE Jared Rice (So.)
8. LB Jeffrey Allison (So.)
9. LB George Helmuth (Jr.)
10. QB Marcus McMaryion (Jr.)
11. RB Dejonte O'Neal (Jr.)

12. WR Namani Parker (Jr.)

13. LB Justin Green (Sr.)
14. DB Johnny Johnson Jr. (Sr.)

First Game Action

1. LB Richard Cage (Fr.)
2. DE Damien DeGruy (Fr.)
3. RB Jordan Mims (Fr.)
4. DB Arron Mosby (Fr.)
5. RB Ronnie Rivers (Fr.)
6. OL Syrus Tuitele (Fr.)
7. OL Quireo Woodley (Fr.)
8. DT Kevin Atkins (RFr.)

9. TE Donte Coleman (RFr.)
10. LB Tainoa Foster (RFr.)
11. DB Kenny Gagnon (RFr.)
12. DE Kevin Jeanniton (RFr.)
13. RB Saevion Johnson (RFr.)
14. OL Netane Muti (RFr.)
15. RB Deonte Perry (RFr.)
16. LS Jacob Westberry (RFr.)
17. LB Andrew Wright (RFr.)
18. WR Derrion Grim (So.)
19. DT Keiti Iakopo (So.)
20. DB Ka'Lonn Milton (RSo.)
21. OL Markus Boyer (Jr.)

22. WR Brian Burt (Jr.)
23. DB Sherman Coleman Jr. (Jr.)
24. WR Anthony Grayson (Jr.)
25. TE Gunner Javernick (Jr.)
26. DE Kwami Jones (Jr.)
27. LB Kesomi Mafi (Jr.)
28. DB Maamaloa Mafi (Jr.)
29. QB Marcus McMaryion (Jr.)
30. DE Emeka Ndoh (Jr.)
31. WR Namani Parker (Jr.)
32. OL Shane Game (RJR.)
33. DB Johnny Johnson Jr. (Sr.)
34. DB Ronnie Manning (Sr.)

Classroom Excellence

On July 18, three Bulldog football student-athletes were named Mountain West Scholar-Athlete from the 2016-17 academic year. MW scholar-athletes must a 3.5 cumulative grade point average or better.

LB Jeffrey Allison – Criminology (Law Enforcement)

TE Kyle Hendrickson – MCJ (Public Relations)

LB Trent Soechting – Construction Management

→ Two Bulldogs entered 2017 with bachelor's degrees: K Jimmy Camacho and DT Nathan Madsen.

Summer strides

Nine Bulldogs went 6-for-6 with PR's at their end-of-summer testing. Those nine were Aaron Mitchell, Kyle Riddering, Jaron Bryant, Jackson Finch, Malik Forrester, Trent Soechting, Andrew Wright, Blake Cusick and Netane Muti. Those tests are in the bench press, back squat, power clean, 225 lbs. reps, broad jump and vertical jump.

They played who back-to-back ?

Fresno State played back-to-back games during nonconference action against teams that played in the College Football Playoff in 2016, at Alabama and at Washington. The Bulldogs traveled to Tuscaloosa on Sept. 9 for a contest at No. 1 Alabama and fell 41-10, and the following weekend, in Seattle on Sept. 16, fell 48-16 to No. 6 Washington. Looking back on teams' previous schedules since the CFP started, it can be argued that no Group of 5 team has faced a tougher schedule in that time. In the three years of the CFP, there have only been three other teams that have had to face two reigning CFP programs in the same season - Auburn (SEC), Florida (SEC) and Florida State (ACC).

Fresno State

2017—at Alabama, at Washington

Florida State

2017—at Clemson, vs. Alabama

Florida

2015—Florida State, vs. Alabama

Auburn

2017—at Clemson, Alabama

2016—Clemson, at Alabama

→ The Bulldogs' matchups with then-ranked No. 1 Alabama (week 2 rankings) and then-ranked No. 6 Washington (week 3 rankings) marked the first time in program history Fresno State played Top 10 opponents in back-to-back weeks. It was the third time in a season that Fresno State played two teams in the top 10 in the same season. The 'Dogs hosted No. 10 Wisconsin and went to No. 8 Boise State in 2008 and traveled to No. 10 Nebraska and hosted No. 5 Boise State in 2011.

Fresno State vs. No. 1 ranked teams

The Bulldogs faced the nation's No. 1-ranked team for the third time in the program's history on Sept. 9. The Alabama Crimson Tide defeated Fresno State 41-10 in front of 101,127 fans at Bryant-Denny Stadium and dropped to 0-3 all-time against top-ranked teams. The two previous occasions were against USC in 2005, falling 50-42, and against Oklahoma in 2003, dropping that contest 52-28. Interestingly enough, those two seasons (2003/2005) are also the only times that Fresno State has played the eventual Heisman Trophy winner in a season as OU quarterback Jason White picked up the hardware in 2003 and USC running back Reggie Bush took home the award in 2005.

Fresno State honors Derek Carr

At Fresno State's season opener, Derek Carr was in attendance to have his jersey retired - becoming the seventh person in the 95-year history of the program. He joins the likes of his brother David Carr, as well as Trent Dilfer, Henry Ellard, Dale Messer, Vince Petrucci and Kevin Sweeney. His brother David, and family, was in attendance as well as Fresno State alum and close friend Paul George for the celebration.

→ Fresno State is the only school that can claim selections for the NFL Pro Bowl (Derek Carr), NBA All-Star Game (Paul George) and MLB All-Star Game (Aaron Judge) from the last calendar year.





JEFF TEDFORD

HEAD COACH**1ST SEASON | FRESNO STATE (1992)**

Jeff Tedford, 55, was named the 19th head football coach in Fresno State history on Nov. 10, 2016 and was introduced to the Red Wave by Director of Athletics Jim Bartko at a press conference on Nov. 11, 2016.

Tedford, a former Bulldog quarterback and Fresno State assistant coach, returned to the Valley after holding the position of offensive consultant for the Washington Huskies – a 2016 College Football Playoff team.

Tedford assumed the role of acting head coach on Nov. 27, following the conclusion of the 2016 season as interim head coach Eric Kiesau carried out his duties for the remaining two games following Tedford's introduction.

Tedford, who is a proven winner on the West Coast, comes to the Valley with 11 years of head coaching experience at the Division I level – having led the California Golden Bears to 82 wins from 2002-2012. He left as the school's all-time winningest coach.

Tedford's ties to the Valley and Fresno State run deep. He played quarterback at Fresno State in 1981-82 under Jim Sweeney and coached at Fresno State under Sweeney from 1987-88 and 1992-96, and under a then-first-year head coach Pat Hill in 1997.

Tedford's coaching career started at Fresno State, volunteering as an assistant for the 1987-88 seasons, from there he picked up his first full-time position as an assistant for the Calgary Stampeders of the Canadian Football League – a familiar league in which he played quarterback for six seasons after his collegiate career at Fresno State.

He returned to Fresno State in 1992 as the quarterbacks coach and served as the offensive coordinator for the

Bulldogs over the ensuing five seasons.

Tedford held the same position at Oregon (1998-2001) before he became the head coach at Cal. He was named the Pac-10 coach of the year twice, led the Golden Bears to a school record seven consecutive bowl games and to a conference title in 2006.

Following Tedford's stint at Cal, he moved on to the NFL in 2014 as the Tampa Bay Buccaneers' offensive coordinator. The stop did not last long due to health issues during the preseason that evolved into an indefinite leave of absence which resulted in the two sides mutually agreeing to part ways.

Tedford made his return to the CFL in 2015 as he was named the head coach of the B.C. Lions. At the conclusion of the season, Tedford elected to exercise an option in his contract to resign and pursue opportunities in college football.

Tedford made his return to college football as an offensive consultant for the Washington Huskies under head coach Chris Peterson in 2016. A relationship rekindled after their time together as assistants at Oregon under then-coach Mike Bellotti. Washington's staff also included associate head coach Bob Gregory, who served as Tedford's defensive coordinator at Cal for eight seasons.

Tedford graduated from Warren High School in Downey and attended Cerritos Junior College for two seasons before becoming the Bulldogs' quarterback in 1981.

He and his wife Donna have two children, Taylor and Quinn.

**COACHING EXPERIENCE****Fresno State (2016-Pres.)**

- Head Coach

Washington (2016)

- Offensive Consultant

B.C. Lions-CFL (2015)

- Head Coach

Tampa Bay Bucs-NFL (2014)

- Offensive Coordinator

California (2002-12)

- Head Coach

Oregon (1998-01)

- Offensive Coordinator

Fresno State (1992-97)

- Offensive Coordinator/
Assistant Coach (QBs)

Calgary-CFL (1989-91)

- Offensive Assistant

Fresno State (1987-88)

- Volunteer Assistant Coach

Fresno State Assistant Coaches**Offense**

Kalen DeBoer
Offensive Coordinator
1st Season at FS



Jamie Christian
Running Backs/
Special Teams Coordinator/
1st Season at FS



Ryan Grubb
Offensive Line/
Run Game Coordinator/
1st Season at FS



Kirby Moore
Wide Receivers
1st Season at FS




Scott Thompson
Tight Ends
1st Season at FS



D.J. Harper
Graduate Assistant
1st Season at FS



Dylan Chmura
Graduate Assistant
1st Season at FS



Brad Vonnahme
Analyst
1st Season at FS

Defense

Orlando Steinauer
Defensive Coordinator
1st Season at FS



Jamar Cain
Defensive Line
1st Season at FS



Bert Watts
Linebackers
1st Season at FS



J.D. Williams
Defensive Backs
1st Season at FS



Matt Lea
Graduate Assistant
1st Season at FS



C.J. McGorisk
Graduate Assistant
1st Season at FS

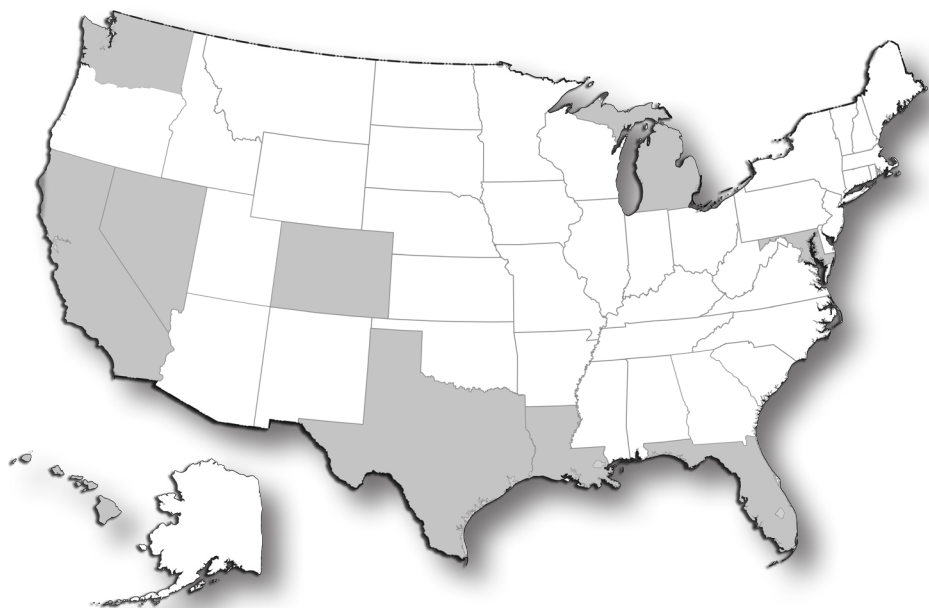


Lucus Gingod
Analyst
1st Season at FS





GEOGRAPHICAL ROSTER

**CALIFORNIA (79)**

Bakersfield:	Chris Coleman
Brentwood:	Ronnie Rivers
Buena Park:	Andrew Wright
Canoga Park:	Deonte Perry
Carson:	Zelan Tupuola
Chico:	Kyle Lindquist
	Syrus Tuitele
Chino:	Shane Gama
Clovis:	Clayton Alexander
	Josh Hokit
	Tanner Rice
Compton:	Wylan Free
Concord:	Alex Cruz
Corona:	Richard Cage
Dinuba:	Marcus McMaryion
Downey:	Jorge Reyna
Durham:	Cody Pound
East Palo Alto:	Jordan Mims
Escondido:	Kyle Hendrickson
Eureka:	Nathan Madsen
Fountain Valley:	Asa Fuller
Fremont:	Ryan Popolizio
Fresno:	Brent Bailey
	Frank Dalena
	Jasad Haynes
	George Helmuth
	Kevin Jeanniton
	Johnny Johnson, Jr.
	Ka'Lonn Milton
	Dejonte O'Neal
	Michiah Quick
	Kyle Riddering
	Leevel Tatum III

Hanford:	Juju Hughes
Huntington Beach:	Markus Boyer
	Keiti Iakopo
Inglewood:	Patrick Elima-Jeune
Irvine:	David Patterson
La Puente:	Chris Gaston
La Quinta:	Kenny Gagnon
Lancaster:	Jamire Jordan
Long Beach:	Matt Smith
Los Angeles:	Justin Allen
Modesto:	Chris Brown
	Jackson Finch
	Jared Rice
	Justin Rice
Monrovia:	Blake Cusick
	DeShawn Potts
Moorpark:	Zane Pope
Moreno Valley:	Mike Bell
Murrieta:	Kevin Atkins
	Messiah Tyler
	Quireo Woodley
Oak Park:	Justin Green
Oakland:	Austin Harper
	Kesomi Mafi
	Maamaloa Mafi
	Kevin Parker
Oceanside:	Christian Cronk
Oxnard:	Daniel Moraga
Palo Alto:	KeeSean Johnson
Perris:	Jimmy Camacho
	Stephen Van Hook
Petaluma:	Chantz Russell
Redlands:	Anthony Grayson
Reedley:	Emeka Ndoh
Rialto:	Micah St. Andrew
Roseville:	Namani Parker

Sacramento:	Nick Aibuedefe
	David Tangipa
San Diego:	Aaron Mitchell
San Jose:	Kody Kroening
San Mateo:	Kwami Jones
Sanger:	Arron Mosby
Stockton:	Derrion Grim
Tulare:	Romello Harris
Vacaville:	Mykal Walker
	Patrick Williams, Jr.

COLORADO (1)

Canon City:	Gunner Javernick
-------------	------------------

FLORIDA (3)

Bradenton:	Jacob Westberry
Miami:	Jeffrey Allison
North Miami Beach:	Patrick Belony

HAWAII (2)

Honolulu:	Tainoa Foster
Wahiawa:	Netane Muti

LOUISIANA (1)

New Orleans:	Damien DeGruy
--------------	---------------

MARYLAND (1)

Annapolis:	Malik Forrester
------------	-----------------

MICHIGAN (1)

Muskegon Heights:	Da'Mari Scott
-------------------	---------------

NEVADA (4)

Fallon:	Talaemotu Mauga
Las Vegas:	Logan Hughes
	Nela Otukolo
	Robert Stanley

TEXAS (9)

Austin:	James Bailey
Fort Worth:	Jaron Bryant
Galena Park:	Tank Kelly
Houston:	Sherman Coleman, Jr.
Katy:	Trent Soechting
Mesquite:	Donte Coleman
	Chason Virgil
Missouri City:	Tobenna Okeke
Pearland:	Saevion Johnson

WASHINGTON (1)

East Wenatchee:	Brian Burt
-----------------	------------

CANADA (2)

Toronto (Ontario):	Matt Boateng
Victoria (B.C.):	Donate Bull





ALPHABETICAL ROSTER

79	Nick Aibuedefe	OL
40	Clayton Alexander	TE
13	Justin Allen	WR
9	Jeffrey Allison	LB
90	Kevin Atkins	DT
19	Brent Bailey	QB
7	James Bailey	LB
4	Mike Bell	DB
94	Patrick Belony	DT
26	Matt Boateng	DB
51	Markus Boyer	OL
35	Chris Brown	DB
14	Jaron Bryant	DB
72	Dontae Bull	OL
26	Brian Burt	WR
36	Jimmy Camacho	K
42	Richard Cage	LB
3	Chris Coleman	DB
82	Donte Coleman	TE
25	Sherman Coleman, Jr.	DB
58	Christian Cronk	OL
51	Alex Cruz	LB
47	Blake Cusick	P
19	Frank Dalena	WR
1	Damien DeGruy	DE
2	Patrick Elima-Jeune	WR
18	Jackson Finch	DB
97	Malik Forrester	DT
50	Tainoa Foster	LB
8	Wylan Free	DB
37	Asa Fuller	K
28	Kenny Gagnon	DB
76	Shane Gama	OL
15	Chris Gaston	DB
84	Anthony Grayson	WR
40	Justin Green	LB
7	Derrion Grim	WR
25	Austin Harper	RB
32	Romello Harris	RB
93	Jasad Haynes	DT
34	George Helmuth	LB
86	Kyle Hendrickson	TE
33	Josh Hokit	RB
23	Juju Hughes	DB
62	Logan Hughes	OL
98	Keiti Iakopo	DT
80	Gunner Javernick	TE
96	Kevin Jeanniton	DE
3	KeeSean Johnson	WR
17	Johnny Johnson, Jr.	DB
24	Saevion Johnson	RB
33	Kwami Jones	DE
1	Jamire Jordan	WR
6	Tank Kelly	DB
48	Kody Kroening	K
16	Kyle Lindquist	QB
91	Nathan Madsen	DT
13	Kesomi Mafi	LB

Numerical Roster

No.	Name	Pos.	Ht.	Wt.	Cl.	Exp.	Hometown (High School/Previous School)
1	Damien DeGruy	DE	6-3	245	Fr.	1st	New Orleans, La. (McDonogh 35)
1	Jamire Jordan	WR	5-11	171	Jr.	4th	Lancaster, Calif. (Highland)
2	Patrick Elima-Jeune	WR	6-0	187	Fr.	1st	Inglewood, Calif. (Morningside)
2	DeShawn Potts	DB	6-0	200	Jr.	4th	Monrovia, Calif. (Monrovia)
3	Chris Coleman	DB	5-11	180	Fr.	1st	Bakersfield, Calif. (Garces Memorial)
3	KeeSean Johnson	WR	6-2	202	Jr.	4th	Palo Alto, Calif. (Palo Alto)
4	Mike Bell	DB	6-3	205	So.	3rd	Moreno Valley, Calif. (Citrus Hill)
4	Deonte Perry	RB	6-0	185	RFr.	2nd	Canoga Park, Calif. (Canoga Park)
5	Emeka Ndoh	DE	6-0	252	Jr.	3rd	Reedley, Calif. (Immanuel/De Anza College)
5	Chason Virgil	QB	6-1	192	So.	3rd	Mesquite, Texas (West Mesquite)
6	Marcus McMaryion	QB	6-2	195	Jr.	4th	Dinuba, Calif. (Dinuba/Oregon State)
6	Tank Kelly	DB	5-10	185	Jr.	4th	Galena Park, Texas (Galena Park)
7	James Bailey	LB	6-1	225	Jr.	3rd	Austin, Texas (Lake Travis)
7	Derrion Grim	WR	6-1	186	So.	2nd	Stockton, Calif. (McNair/Delta JC/Nebraska)
8	Wylan Free	DB	6-2	172	Fr.	1st	Compton, Calif. (Lynwood)
8	Da'Mari Scott	WR	6-1	210	RSr.	5th	Muskegon Heights, Mich. (Cathedral [L.A.])
9	Jeffrey Allison	LB	6-0	250	So.	2nd	Miami, Fla. (Langston Hughes [Ga.])
10	Nela Otukolo	LB	5-11	240	Jr.	3rd	Las Vegas, Nev. (Bishop Gorman)
10	Jorge Reyna	QB	6-0	210	Jr.	3rd	Downey, Calif. (Pasadena/West LA College)
11	Dejonte O'Neal	RB	5-7	170	Jr.	3rd	Fresno, Calif. (Bullard)
13	Justin Allen	WR	5-11	188	Jr.	4th	Los Angeles, Calif. (Mater Dei)
13	Kesomi Mafi	LB	5-11	219	Jr.	4th	Oakland, Calif. (Oakland/Laney College)
14	Jaron Bryant	DB	6-1	183	So.	2nd	Fort Worth, Texas (Duncanville)
15	Chris Gaston	DB	6-1	183	Fr.	1st	La Puente, Calif. (Bishop Amat)
15	Daniel Moraga	TE	6-3	235	Fr.	1st	Oxnard, Calif. (Pacifica)
15	Arron Mosby	DB	6-4	210	Fr.	1st	Sanger, Calif. (Sanger)
16	Kyle Lindquist	QB	6-4	212	Fr.	1st	Chico, Calif. (Pleasant Valley)
16	Jared Rice	TE	6-5	228	So.	3rd	Modesto, Calif. (Central Catholic)
17	Johnny Johnson, Jr.	DB	5-9	185	Sr.	5th	Fresno, Calif. (Central/UCLA)
18	Jackson Finch	DB	6-1	200	Sr.	4th	Modesto, Calif. (Central Catholic/Contra Costa College)
18	Zane Pope	WR	6-2	187	Fr.	1st	Moorpark, Calif. (Moorpark)
19	Brent Bailey	QB	6-0	212	Fr.	1st	Fresno, Calif. (Clovis North)
19	Frank Dalena	WR	5-8	158	So.	3rd	Fresno, Calif. (San Joaquin Memorial)
20	Ronnie Rivers	RB	5-8	175	Fr.	1st	Brentwood, Calif. (Freedom)
22	Jordan Mims	RB	5-11	190	Fr.	1st	East Palo Alto, Calif. (Menlo-Atherton)
22	Trent Soechting	LB	6-3	220	Jr.	4th	Katy, Texas (Cinco Ranch/Blinn College)
23	Juju Hughes	DB	5-11	180	So.	2nd	Hanford, Calif. (Hanford)
23	Kevin Parker	WR	5-6	150	RFr.	2nd	Oakland, Calif. (Skyline)
24	Saevion Johnson	RB	6-0	194	RFr.	2nd	Pearland, Texas (Pearland Dawson)
25	Sherman Coleman, Jr.	DB	5-9	165	Jr.	3rd	Houston, Texas (Westside/Cisco College)
25	Austin Harper	RB	5-6	157	Sr.	5th	Oakland, Calif. (El Cerrito/Contra Costa/Cal)
26	Matt Boateng	DB	6-0	175	Jr.	4th	Toronto, Canada (Arizona Western College/IMG Academy)
26	Brian Burt	WR	5-11	190	Jr.	3rd	East Wenatchee, Wash. (Eastmont/Ventura College)
27	Ka'Lonn Milton	DB	6-0	185	RSr.	3rd	Fresno, Calif. (Buchanan/Fresno City College)
28	Kenny Gagnon	DB	5-11	184	RFr.	2nd	La Quinta, Calif. (Desert Christian Academy)
29	Justin Rice	LB	6-2	210	So.	2nd	Modesto, Calif. (Central Catholic)
30	Messiah Tyler	LB	5-8	228	RSr.	3rd	Murrieta, Calif. (Vista Murrieta/University of La Verne)
31	Andrew Wright	LB	6-2	210	RFr.	2nd	Buena Park, Calif. (Buena Park)
32	Romello Harris	RB	5-11	186	RFr.	2nd	Tulare, Calif. (Tulare Union/Washington State)
32	Robert Stanley	DE	6-3	245	Sr.	5th	Las Vegas, Nev. (Bishop Gorman)
33	Kwami Jones	DE	6-2	240	So.	2nd	San Mateo, Calif. (Serra/College of San Mateo)
33	Josh Hokit	RB	6-1	220	So.	2nd	Clovis, Calif. (Clovis)
34	George Helmuth	LB	6-1	220	Jr.	4th	Fresno, Calif. (Clovis North)
35	Chris Brown	DB	5-11	190	Fr.	1st	Modesto, Calif. (Modesto Christian)
36	Jimmy Camacho	K	5-10	180	Sr.	4th	Perris, Calif. (Citrus Hill/Riverside CC)
37	Asa Fuller	K	6-2	235	Fr.	1st	Fountain Valley, Calif. (Servite)
38	Maamaloa Mafi	DB	5-11	190	Jr.	3rd	Oakland, Calif. (Oakland/Laney College)
40	Clayton Alexander	TE	6-2	250	Fr.	1st	Clovis, Calif. (Clovis)
40	Justin Green	LB	6-4	210	Sr.	4th	Oak Park, Calif. (Oak Park)
42	Richard Cage	LB	6-1	215	Fr.	1st	Corona, Calif. (Eleanor Roosevelt)
44	Stephen Van Hook	DE	6-2	245	Sr.	5th	Perris, Calif. (Citrus Hill)
47	Blake Cusick	P	6-2	185	So.	3rd	Monrovia, Calif. (Monrovia)
48	Kody Kroening	K	5-11	180	Sr.	4th	San Jose, Calif. (Valley Christian)
48	Tanner Rice	LB	5-11	230	RFr.	2nd	Clovis, Calif. (Clovis)
50	Tainoa Foster	LB	6-2	200	RFr.	2nd	Honolulu, Hawai'i (Kamehameha)
51	Markus Boyer	OL	6-1	304	Jr.	3rd	Huntington Beach, Calif. (Edison/Saddleback JC/UCLA)
51	Alex Cruz	LB	6-2	242	Fr.	1st	Concord, Calif. (Concord)
52	Netane Muti	OL	6-3	310	RFr.	2nd	Wahiawa, Hawai'i (Leilehua)
53	Jacob Westberry	LS	6-3	235	RFr.	2nd	Bradenton, Fla. (Saint Stephen's Episcopal)





38	Maamaloa Mafi	DB
99	Talalemotu Mauga	DT
6	Marcus McMaryion	QB
27	Ka'Lonn Milton	DB
22	Jordan Mims	RB
77	Aaron Mitchell	OL
15	Daniel Moraga	TE
15	Arron Mosby	DB
52	Netane Muti	OL
5	Emeka Ndoh	DE
11	Dejonte O'Neal	RB
56	Tobenna Okeke	DE
10	Nela Otukolo	LB
23	Kevin Parker	WR
87	Namani Parker	WR
78	David Patterson	OL
4	Deonte Perry	RB
18	Zane Pope	WR
74	Ryan Popolizio	OL
2	DeShawn Potts	DB
55	Cody Pound	OL
81	Michiah Quick	WR
10	Jorge Reyna	QB
16	Jared Rice	TE
29	Justin Rice	LB
48	Tanner Rice	LB
89	Kyle Riddering	TE
20	Ronnie Rivers	RB
67	Chantz Russell	OL
73	Micah St. Andrew	OL
8	Da'Mari Scott	WR
59	Matt Smith	OL
22	Trent Soechting	LB
32	Robert Stanley	DE
88	David Tangipa	TE
92	Leevel Tatum III	DT
65	Syrus Tuitele	OL
75	Zelan Tupuola	OL
30	Messiah Tyler	LB
44	Stephen Van Hook	DE
5	Chason Virgil	QB
57	Mykal Walker	LB
53	Jacob Westberry	LS
54	Patrick Williams Jr.	LS
66	Quireo Woodley	OL
31	Andrew Wright	LB

54	Patrick Williams Jr.	LS	6-3	205	RFr.	2nd	Vacaville, Calif. (Vacaville)
55	Cody Pound	OL	6-4	295	So.	3rd	Durham, Calif. (Durham/Butte College)
56	Tobenna Okeke	DE	6-3	245	Sr.	4th	Missouri City, Texas (Elkins)
57	Mykal Walker	LB	6-3	215	Jr.	3rd	Vacaville, Calif. (Vacaville/Azusa Pacific)
58	Christian Cronk	OL	6-5	305	Jr.	3rd	Oceanside, Calif. (Oceanside/Riverside CC)
59	Matt Smith	OL	5-11	280	RFr.	2nd	Long Beach, Calif. (St. John Bosco)
62	Logan Hughes	OL	6-4	285	Jr.	3rd	Las Vegas, Nev. (Green Valley/Victor Valley College)
65	Syrus Tuitele	OL	6-6	298	Fr.	1st	Chico, Calif. (Pleasant Valley)
66	Quireo Woodley	OL	6-4	300	Fr.	1st	Murrieta, Calif. (Murrieta Valley)
67	Chantz Russell	OL	6-6	245	Fr.	1st	Petaluma, Calif. (Marin Catholic)
72	Dontae Bull	OL	6-6	305	Fr.	1st	Victoria, Canada (Belmont Secondary)
73	Micah St. Andrew	OL	6-3	343	Jr.	4th	Rialto, Calif. (Eisenhower)
74	Ryan Popolizio	OL	6-7	311	Sr.	4th	Fremont, Calif. (St. Francis/San Mateo College)
75	Zelan Tupuola	OL	6-2	310	Fr.	1st	Carson, Calif. (Serra Catholic)
76	Shane Gama	OL	6-4	302	RJr.	4th	Chino, Calif. (Orange Lutheran/Southwestern College)
77	Aaron Mitchell	OL	6-2	305	Sr.	4th	San Diego, Calif. (Cathedral Catholic)
78	David Patterson	OL	6-5	302	Sr.	5th	Irvine, Calif. (Woodbridge)
79	Nick Aibuede	OL	6-4	270	So.	3rd	Sacramento, Calif. (Capital Christian)
80	Gunner Javernick	TE	6-6	270	Jr.	4th	Canon City, Colo. (Canon City/Ventura Junior College)
81	Michiah Quick	WR	5-11	185	Sr.	4th	Fresno, Calif. (Central East/Oklahoma)
82	Donte Coleman	TE	6-3	235	RFr.	2nd	Mesquite, Texas (West Mesquite)
84	Anthony Grayson	WR	6-1	168	Jr.	4th	Redlands, Calif. (Redlands East Valley)
86	Kyle Hendrickson	TE	6-4	255	Jr.	4th	Escondido, Calif. (San Pasqual)
87	Namani Parker	WR	6-4	198	Jr.	4th	Roseville, Calif. (American River/Oakmont)
88	David Tangipa	TE	6-5	240	Jr.	4th	Sacramento, Calif. (Foothill)
89	Kyle Riddering	TE	6-6	240	Jr.	4th	Fresno, Calif. (Clovis North)
90	Kevin Atkins	DT	6-2	297	RFr.	2nd	Murrieta, Calif. (Vista Murrieta)
91	Nathan Madsen	DT	6-4	298	Sr.	5th	Eureka, Calif. (Eureka)
92	Leevel Tatum III	DT	6-0	248	RFr.	2nd	Fresno, Calif. (Edison/UNLV)
93	Jasad Haynes	DT	6-1	275	So.	3rd	Fresno, Calif. (Clovis North)
94	Patrick Belony	DT	6-1	295	Jr.	4th	N. Miami Beach, Fla. (N. Miami Beach/Antelope Valley College)
96	Kevin Jeanniton	DE	6-2	250	RFr.	2nd	Fresno, Calif. (Edison)
97	Malik Forrester	DT	6-1	295	Sr.	4th	Annapolis, Md. (Glen Burnie/LA Pierce College)
98	Keiti Iakopo	DT	5-11	310	So.	2nd	Huntington Beach, Calif. (Fountain Valley/Golden West College)
99	Talalemotu Mauga	DT	6-3	282	Fr.	1st	Fallon, Nev. (Churchill County)

Coaching Staff

Jeff Tedford - Head Coach
 Kalen Deboer - Assistant Head Coach/Offensive Coordinator
 Orlando Steinauer - Defensive Coordinator
 Jamar Cain - Assistant Coach (Defensive Line)
 Jamie Christian - Assistant Coach (Running Backs/Special Teams Coordinator)
 Ryan Grubb - Assistant Coach (Offensive Line/Run Game Coordinator)
 Kirby Moore - Assistant Coach (Wide Receivers)
 Scott Thompson - Assistant Coach (Tight Ends)
 Bert Watts - Assistant Coach (Linebackers)
 J.D. Williams - Assistant Coach (Defensive Backs)
 Lucas Gingold - Special Teams Quality Control Assistant
 Brad Vonnahme - Offensive Analyst
 Andy Ward - Head Strength and Conditioning Coach, Football
 Dylan Chmura - Offensive Graduate Assistant
 D.J. Harper - Offensive Graduate Assistant
 Matt Lea - Defensive Graduate Assistant
 C.J. McGorisk - Defensive Graduate Assistant





GAME 12 DEPTH CHART

OFFENSE

Quarterback

- 6 Marcus McMaryion (6-2, 195, Jr.)
5 Chason Virgil (6-1, 192, So.)

Running Back

- 22 Jordan Mims (5-11, 190, Fr.)
or 20 Ronnie Rivers (5-8, 175, Fr.)
33 Josh Hokit (6-1, 220, So.)
11 Dejonte O'Neal (5-7, 170, Jr.)

Left Tackle

- 58 Christian Cronk (6-5, 305, Jr.)
79 Nick Aibuedefe (6-4, 270, So.)

Left Guard

- 52 Netane Muti (6-3, 310, RFr.)
74 Ryan Popolizio (6-7, 311, Sr.)

Center

- 77 Aaron Mitchell (6-2, 305, Sr.)
51 Markus Boyer (6-1, 304, Jr.)

Right Guard

- 73 Micah St. Andrew (6-3, 343, Jr.)
66 Quireo Woodley (6-4, 300, Fr.)

Right Tackle

- 78 David Patterson (6-5, 302, Sr.)
65 Syrus Tuitele (6-6, 298, Fr.)

Wide Receiver

- 1 Jamire Jordan (5-11, 171, Jr.)
7 Derrion Grim (6-1, 186, So.)

Wide Receiver

- 3 KeeSean Johnson (6-2, 202, Jr.)
87 Namani Parker (6-4, 198, Jr.)

Wide Receiver

- 8 Da'Mari Scott (6-1, 210, RSr.)
13 Justin Allen (5-11, 188, Jr.)

Tight End

- 89 Kyle Riddering (6-6, 240, Jr.)
16 Jared Rice (6-5, 228, So.)

DEFENSE

End

- 32 Robert Stanley (6-3, 245, Sr.)
33 Kwami Jones (6-2, 240, So.)

Tackle

- 97 Malik Forrester (6-1, 295, Sr.)
93 Jasad Haynes (6-0, 275, So.)

Tackle

- 91 Nathan Madsen (6-4, 298, Sr.)
90 Kevin Atkins (6-2, 297, RFr.)

End

- 56 Tobenna Okeke (6-3, 245, Sr.)
44 Stephen Van Hook (6-2, 245, Sr.)

Linebacker

- 34 George Helmuth (6-1, 220, Jr.)
29 Justin Rice (6-2, 210, So.)

Linebacker

- 9 Jeffrey Allison (6-0, 250, So.)
22 Trent Soechting (6-3, 220, Jr.)

Linebacker

- 7 James Bailey (6-1, 225, Jr.)
40 Justin Green (6-4, 210, Sr.)

Cornerback

- 6 Tank Kelly (5-10, 185, Jr.)
25 Sherman Coleman, Jr. (5-9, 165, Jr.)

Strong Safety

- 23 Juju Hughes (5-10, 180, So.)
27 Ka'Lonn Milton (6-0, 185, RSo.)

Free Safety

- 4 Mike Bell (6-3, 205, So.)
2 DeShawn Potts (6-0, 200, Jr.)

Cornerback

- 14 Jaron Bryant (6-0, 183, So.)
17 Johnny Johnson, Jr. (5-9, 185, Sr.)

SPECIAL TEAMS

Place Kicker

- 36 Jimmy Camacho (5-10, 180, Sr.)
48 Kody Kroening (5-11, 180, Sr.)

Kickoffs

- 3 Jimmy Camacho (5-10, 180, Sr.)
48 Kody Kroening (5-11, 180, Sr.)

Punter

- 47 Blake Cusick (6-2, 185, So.)
36 Jimmy Camacho (5-10, 180, Sr.)

Long Snapper

- 53 Jacob Westberry (6-3, 235, RFr.)
54 Patrick Williams, Jr. (6-3, 205, RFr.)

Holder

- 47 Blake Cusick (6-2, 185, So.)
5 Chason Virgil (6-1, 192, So.)

Kick Returner

- 11 Dejonte O'Neal (5-7, 170, Jr.)
8 Da'Mari Scott (6-1, 210, RSr.)
1 Jamire Jordan (5-11, 171, Jr.)

Punt Returner

- 3 KeeSean Johnson (6-2, 202, Jr.)
20 Ronnie Rivers (5-8, 175, Fr.)

Pronunciation Guide

Nick Aibuedefe.....Ab-U-deaf-eh
Jaron Bryant.....Jair-un
Damien DeGruy.....Da-Grew
Patrick Elima-Juene.....e-Lee-ma June
Tainoa Foster (inactive).....Tie-Noah
Wylan Free (redshirt).....Way-lynn
Derrion Grim.....Dare-E-On
Anthoula "Tank" Kelly.....An-thu-la
George Helmuth.....HEL-myth
Josh Hokit.....Ho-kit
Jamire Jordan.....Jameer
Keiti Iakopo.....K-T yah-Ko-Po
Talalemotu Mauga (redshirt).....Ta-La-Le-Motu, Ma-ooga
Kesomi Mafi (inactive).....ke-So-Me
Maamaloa Mafi.....Ma-ma-low-ah
Netane Muti.....Nuh-tahn-E Moo-T

Emeka Ndoh.....ah-Mec-ah en-doh
Tobenna Okeke.....Tow-BEN-nuh, ohh-kay-kay
Nela Otukolo.....Nel-uh, O-two-Co-low
Dejonte O'Neal.....Dijon-teh
Namani Parker.....Na-monn-E
Deonte Perry.....Dce-On-teh
Ryan Popolizio.....Pop-uh-Liz-E-oh
Michiah Quick (inactive).....Mih-kai-ah
Trent Soechting.....Sec-Ting
David Tangipa.....Tong-E-Pa
Syrus Tuitele.....Two-tell-E
Zelan Tupuola (inactive).....Z-lynn, Tu-Pu-Oh-La
Quireo Woodley.....Keer-E-O





Kalen DeBoer.....K-lynn
Orlando Steinuer.....Stien-ow-er
Brad Vonnahme.....Va-Nom-E





SCHEDULE/FUTURES

2017 BULLDOG FOOTBALL SCHEDULE (ALL TIMES PACIFIC)

September	2	Incarnate Word 	W, 66-0	
	9	at Alabama 	L, 41-10	ESPN 2
	16	at Washington 	L, 48-16	
	30	Nevada* 	W, 41-21	AT&T Sports Networks
October	7	at San Jose State* 	W, 27-10	ESPN 3
	14	New Mexico*# 	W, 38-0	AT&T Sports Networks
	21	at San Diego State* 	W, 27-3	CBS Sports Network
	28	UNLV* 	L, 26-16	AT&T Sports Networks
November	4	BYU 	W, 20-13	ESPN 2
	11	at Hawai'i* 	W, 31-21	KSEE 24
	18	at Wyoming* 	W, 13-7	AT&T Sports Networks
	25	Boise State* 	12:30 p.m.	CBS Sports Network

Mountain West Network & ESPN3 are online streams, only.

- MW Network can be found via GoBulldogs.com or LiveStream.com
- ESPN3 can be found via ESPN3.com or the ESPN App

Indicators

- * conference game
- # homecoming

BULLDOG FOOTBALL CHANNEL FINDER...

AT&T U-VERSE
 AT&T SportsNet/ROOT: 757, 1757
 CBS Sports Network: 643, 1643
 ESPN: 602, 1602
 ESPN2: 606, 1606
 ESPNEWS: 604, 1604
 ESPNU: 605, 1605
 PAC-12 Network: 759, 1759

COMCAST (FRESNO MARKET)

AT&T SportsNet/ROOT: N/A
 CBS Sports Network: 418, 732
 ESPN: 32, 724
 ESPN2: 33, 725
 ESPNEWS: 402, 726
 ESPNU: 420, 788
 PAC-12 Network: 434, 823

DIRECTV

AT&T SportsNet/ROOT: 684
 CBS Sports Network: 221
 ESPN: 206
 ESPN2: 209
 ESPNEWS: 207
 ESPNU: 208
 PAC-12 Network: N/A

DISH NETWORK

AT&T SportsNet/ROOT: N/A
 CBS Sports Network: 158
 ESPN: 140
 ESPN2: 144
 ESPNEWS: 142
 ESPNU: 141
 PAC-12 Network: 409

FUTURE BULLDOG FOOTBALL SCHEDULES

2018		2019		2020		2021
Date	Opponent	Date	Opponent	Date	Opponent	
S1	Idaho	A31	at USC	S12	at Colorado	Sept. 4 -- at Oregon
S8	at Minnesota	S7	Minnesota	S26	at Texas A&M	Sept. 18 -- at UCLA
S15	at UCLA	S21	Sacramento State	TBD	TBD	
S29	Toledo	TBD	TBD	TBD	TBD	2022
	at Boise State*		at Air Force*	Air Force	Fresno, CA	Sept. 3 -- Sacramento State
	Hawai'i*		Colorado State*	at Colorado State*	Fort Collins, CO	Sept. 10 -- Oregon State
	at Nevada*		at Hawai'i*	Hawai'i*	Fresno, CA	Sept. 17 -- at USC
	at New Mexico*		Nevada*	at Nevada*	Reno, NV	2023
	San Diego State*		at San Diego State*	San Diego State*	Fresno, CA	Sept. 16 -- at Arizona State
	San Jose State*		at San Jose State*	San Jose State*	Fresno, CA	
	at UNLV*		UNLV*	at UNLV*	Las Vegas, NV	2024
	Wyoming*		Utah State*	at Utah State*	Logan, UT	Aug. 31 -- at Oregon State
						Sept. 14 -- at UCLA

* = Mountain West game

All future conference game dates are TBD





2017 FRESNO STATE STATISTICS

2017 SCHEDULE/RESULTS

Date	Opponent	Result	Score	Overall	Conference	Time	Attend
Sept. 2, 2017	Incarnate Word	W	66-0	1-0	--	3:01	39,447
Sept. 9, 2017	at Alabama	L	41-10	1-1	--	3:01	101,127
Sept. 16, 2017	at Washington	L	48-16	1-2	--	3:06	68,384
Sept. 30, 2017	Nevada*	W	41-21	2-2	1-0	3:12	27,434
Oct. 7, 2017	at San Jose State*	W	27-10	3-2	2-0	3:10	18,483
Oct. 14, 2017	New Mexico*	W	38-0	4-2	3-0	2:57	28,090
Oct. 21, 2017	at San Diego State*	W	27-3	5-2	4-0	3:02	43,243
Oct. 28, 2017	UNLV*	L	26-16	5-3	4-1	2:50	27,922
Nov. 4, 2017	BYU	W	20-13	6-3	--	3:10	29,370
Nov. 11, 2017	at Hawai'i*	W	31-21	7-3	5-1	3:50	21,357
Nov. 18, 2017	at Wyoming*	W	13-7	8-3	6-1	3:09	15,440
Nov. 25, 2017	Boise State*						
Dec. 2, 2017	vs. Boise State^						

* MW game; ^ MW Championship Game

TEAM STATISTICS

TEAM STATISTICS	Fresno St.	OPP
SCORING	305	190
Points Per Game	27.7	17.3
Points Off Turnovers	54	29
FIRST DOWNS	207	184
Rushing	102	76
Passing	94	97
Penalty	11	11
RUSHING YARDAGE	1803	1300
Yards gained rushing	1961	1582
Yards lost rushing	158	282
Rushing Attempts	411	364
Average Per Rush	4.4	3.6
Average Per Game	163.9	118.2
TDs Rushing	17	9
PASSING YARDAGE	2485	2082
Comp-Att-Int	196-318-5	210-350-8
Average Per Pass	7.8	5.9
Average Per Catch	12.7	9.9
Average Per Game	225.9	189.3
TDs Passing	17	12
TOTAL OFFENSE	4288	3382
Total Plays	729	714
Average Per Play	5.9	4.7
Average Per Game	389.8	307.5
KICK RETURNS: #-Yards	32-693	29-551
PUNT RETURNS: #-Yards	14-102	11-147
INT RETURNS: #-Yards	8-38	5-92
KICK RETURN AVERAGE	21.7	19.0
PUNT RETURN AVERAGE	7.3	13.4
INT RETURN AVERAGE	4.8	18.4
FUMBLES-LOST	14-5	16-11
PENALTIES-Yards	56-461	51-405
Average Per Game	41.9	36.8
PUNTS-Yards	52-2212	61-2656
Average Per Punt	42.5	43.5
Net punt average	37.0	41.5
KICKOFFS-Yards	65-4055	44-2571
Average Per Kick	62.4	58.4
Net kick average	40.8	37.0
TIME OF POSSESSION/Game	31:35	28:25
3RD-DOWN Conversions	50/143	49/151
3rd-Down Pct	35%	32%
4TH-DOWN Conversions	8/13	6/20
4th-Down Pct	62%	30%
SACKS BY-Yards	26-166	7-50
MISC YARDS	36	0
TOUCHDOWNS SCORED	35	23
FIELD GOALS-ATTEMPTS	19-23	10-13
ON-SIDE KICKS	0-0	0-1
RED-ZONE SCORES	(37-42) 88%	(23-28) 82%
RED-ZONE TOUCHDOWNS	(23-42) 55%	(16-28) 57%
PAT-ATTEMPTS	(34-35) 97%	(20-21) 95%
ATTENDANCE	152263	268034
Games/Avg Per Game	5/30453	6/44672

Score by Quarters	1st	2nd	3rd	4th	OT	Total
Fresno State	87	97	88	33	--	305
Opponents	51	57	31	51	--	190

FIELD GOALS	FGM-FGA	Pct.	01-19	20-29	30-39	40-49	50-59	Lg	Blk
CAMACHO, Jimmy	19-23	82.6	0-0	7-7	7-8	4-6	1-2	50	0

FG SEQUENCE	Fresno St.	Opponents
Incarnate Word	(30), (47)	30
at Alabama	(27)	(24), (22)
at Washington	48, (29), (34), (31)	--
Nevada	(29), 32, 43, (27)	45
at San Jose State	(38), (50)	(51)
New Mexico	(37)	44
at San Diego State	(38), (43)	(37)
UNLV	(34)	(38), (27), (23), (25)
BYU	(43), (42)	(27), (46)
at Hawai'i	(27), 54	--
at Wyoming	(27), (29)	--
Boise State		

(parenthesis indicate field goal was made)

PUNTING	No.	Yds	Avg.	Long	TB	FC	I20	50+
CUSICK, Blake	51	2189	42.9	66	7	23	12	14
McMARYION, Marcus	1	23	23.0	23	0	0	1	0
Total.....	52	2212	42.5	66	7	23	13	14
Opponents.....	61	2656	43.5	75	1	31	25	10

KICKOFFS	No.	Yds	Avg.	TB	OB	Retn	Ney	YdLn
CAMACHO, Jimmy	65	4055	62.4	34	0			
Total.....	65	4055	62.4	34	0	551	40.8	24
Opponents.....	44	2571	58.4	10	1	693	37.0	28

PUNT RETURNS	No.	Yds	Avg.	TD	Long
RIVERS, Ronnie	6	34	5.7	0	13
JOHNSON, Keesea	4	21	5.2	0	14
O'NEAL, Dejonte	3	40	13.3	0	44
SCOTT, Da'Mari	1	7	7.0	0	7
Total.....	14	102	7.3	0	44
Opponents.....	11	147	13.4	1	77

KICK RETURNS	No.	Yds	Avg.	TD	Long
O'NEAL, Dejonte	17	335	19.7	0	29
SCOTT, Da'Mari	7	170	24.3	0	63
JORDAN, Jamire	5	179	35.8	0	71
TANGIPA, David	2	5	2.5	0	5
MIMS, Jordan	1	4	4.0	0	4
Total.....	32	693	21.7	0	71
Opponents.....	29	551	19.0	0	39





2017 FRESNO STATE STATISTICS

RUSHING	G	Att.	Gain	Loss	Net	Avg.	TD	Long	Avg/G
MIMS, Jordan	11	126	563	11	552	4.4	5	24	50.2
HOKIT, Josh	11	103	473	9	464	4.5	7	26	42.2
RIVERS, Ronnie	10	86	448	4	444	5.2	5	30	44.4
McMARYION, Marcus	11	37	237	45	192	5.2	0	57	17.5
O'NEAL, Dejonte	10	19	106	3	103	5.4	0	17	10.3
SCOTT, Da'Mari	11	7	56	0	56	8.0	0	15	5.1
PERRY, Deonte	1	8	32	1	31	3.9	0	8	31.0
JOHNSON, Saevion	5	7	22	2	20	2.9	0	11	4.0
VIRGIL, Chason	9	5	19	13	6	1.2	0	11	0.7
GRIM, Derrion	11	1	5	0	5	5.0	0	5	0.5
JOHNSON, Keesea	11	1	0	0	0	0.0	0	0	0.0
JORDAN, Jamire	11	1	0	7	-7	-7.0	0	0	-0.6
TEAM	9	10	0	63	-63	-6.3	0	0	-7.0
Total.....	11	411	1961	158	1803	4.4	17	57	163.9
Opponents.....	11	364	1582	282	1300	3.6	9	55	118.2

PASSING	G	Effic	Comp-Att-Int	Pct	Yds	TD	Long	Avg/G
MCMARYION, Marcus	11	144.86	146-233-3	62.7	1880	12	75	170.9
VIRGIL, Chason	9	117.97	48-83-2	57.8	524	3	40	58.2
HOKIT, Josh	11	770.20	2-2-0	100.0	81	2	65	7.4
Total.....	11	141.77	196-318-5	61.6	2485	17	75	225.9
Opponents.....	11	116.71	210-350-8	60.0	2082	12	73	189.3

RECEIVING	G	No.	Yards	Avg.	TD	Long	Avg/G
JOHNSON, Keesean	11	58	741	12.8	6	75	67.4
SCOTT, Da'Mari	11	48	505	10.5	1	35	45.9
JORDAN, Jamire	11	15	373	24.9	3	70	33.9
RIVERS, Ronnie	10	14	102	7.3	1	21	10.2
GRIM, Derrion	11	12	184	15.3	1	63	16.7
HOKIT, Josh	11	11	91	8.3	0	27	8.3
RICE, Jared	10	10	206	20.6	2	65	20.6
MIMS, Jordan	11	9	103	11.4	0	29	9.4
O'NEAL, Dejonte	10	7	58	8.3	0	16	5.8
RIDDERING, Kyle	11	6	44	7.3	1	21	4.0
ALLEN, Justin	11	2	51	25.5	1	45	4.6
JOHNSON, Saevion	5	2	23	11.5	0	15	4.6
TANGIPA, David	11	1	3	3.0	1	3	0.3
PARKER, Namani	11	1	1	1.0	0	1	0.1
Total.....	11	196	2485	12.7	17	75	225.9
Opponents.....	11	210	2082	9.9	12	73	189.3

FUMBLE RETURNS	No.	Yds	Avg.	TD	Long
BELL, Mike	2	4	2.0	0	3
ALLISON, J.	1	3	3.0	0	3
Total.....	3	7	2.3	0	3
Opponents.....	1	3	3.0	0	3

INTERCEPTIONS	No.	Yds	Avg.	TD	Long
BRYANT, Jaron	3	20	6.7	1	18
JOHNSON, Johnny	1	0	0.0	0	0
KELLY, Anthoula	1	0	0.0	0	0
COLEMAN, Sherman	1	0	0.0	0	0
BELL, Mike	1	18	18.0	0	18
HUGHES, Juju	1	0	0.0	0	0
Total.....	8	38	4.8	1	18
Opponents.....	5	92	18.4	1	30

SCORING	TD	FGs	Kick	Rush	Rev	Pass	DPX	Saf	Pts
CAMACHO, Jimmy	0	19-23	34-35	0-0	0	0-0	0	0	91
HOKIT, Josh	7	0-0	0-0	0-0	0	0-0	0	0	42
JOHNSON, Keesean	6	0-0	0-0	0-0	0	0-0	0	0	36
RIVERS, Ronnie	6	0-0	0-0	0-0	0	0-0	0	0	36
MIMS, Jordan	5	0-0	0-0	0-0	0	0-0	0	0	30
JORDAN, Jamire	3	0-0	0-0	0-0	0	0-0	0	0	18
RICE, Jared	2	0-0	0-0	0-0	0	0-0	0	0	12
SCOTT, Da'Mari	1	0-0	0-0	0-0	0	0-0	0	0	6
ALLEN, Justin	1	0-0	0-0	0-0	0	0-0	0	0	6
GRIM, Derrion	1	0-0	0-0	0-0	0	0-0	0	0	6
BRYANT, Jaron	1	0-0	0-0	0-0	0	0-0	0	0	6
RIDDERING, Kyle	1	0-0	0-0	0-0	0	0-0	0	0	6
TANGIPA, David	1	0-0	0-0	0-0	0	0-0	0	0	6
TEAM	0	0-0	0-0	0-0	0	0-0	0	1	2
NDOH, Emeka	0	0-0	0-0	0-0	0	0-0	0	1	2
Total.....	35	19-23	34-35	0-0	0	0-0	0	2	305
Opponents.....	23	10-13	20-21	0-0	1	1-2	0	0	190

TOTAL OFFENSE	G	Plays	Rush	Pass	Total	Avg/G
MCMARYION, Marcus	11	270	192	1880	2072	188.4
MIMS, Jordan	11	126	552	0	552	50.2
HOKIT, Josh	11	105	464	81	545	49.5
VIRGIL, Chason	9	88	6	524	530	58.9
RIVERS, Ronnie	10	86	444	0	444	44.4
O'NEAL, Dejonte	10	19	103	0	103	10.3
SCOTT, Da'Mari	11	7	56	0	56	5.1
PERRY, Deonte	1	8	31	0	31	31.0
JOHNSON, Saevion	5	7	20	0	20	4.0
GRIM, Derrion	11	1	5	0	5	0.5
JORDAN, Jamire	11	1	-7	0	-7	-0.6
TEAM	9	10	-63	0	-63	-7.0
Total.....	11	729	1803	2485	4288	389.8
Opponents.....	11	714	1300	2082	3382	307.5

ALL PURPOSE	G	Rush	Rec	PR	KOR	IR	Tot	Avg/G
JOHNSON, Keesean	11	0	741	21	0	0	762	69.3
SCOTT, Da'Mari	11	56	505	7	170	0	738	67.1
MIMS, Jordan	11	552	103	0	4	0	659	59.9
RIVERS, Ronnie	10	444	102	34	0	0	580	58.0
HOKIT, Josh	11	464	91	0	0	0	555	50.5
JORDAN, Jamire	11	-7	373	0	179	0	545	49.5
O'NEAL, Dejonte	10	103	58	40	335	0	536	53.6
RICE, Jared	10	0	206	0	0	0	206	20.6
MCMARYION, Marcus	11	192	0	0	0	0	192	17.5
GRIM, Derrion	11	5	184	0	0	0	189	17.2
ALLEN, Justin	11	0	51	0	0	0	51	4.6
RIDDERING, Kyle	11	0	44	0	0	0	44	4.0
JOHNSON, Saevion	5	20	23	0	0	0	43	8.6
PERRY, Deonte	1	31	0	0	0	0	31	31.0
BRYANT, Jaron	11	0	0	0	0	20	20	1.8
BELL, Mike	9	0	0	0	0	18	18	2.0
TANGIPA, David	11	0	3	0	5	0	8	0.7
VIRGIL, Chason	9	6	0	0	0	0	6	0.7
PARKER, Namani	11	0	1	0	0	0	1	0.1
TEAM	9	-63	0	0	0	0	-63	-7.0
Total.....	11	1803	2485	102	693	38	5121	465.5
Opponents.....	11	1300	2082	147	551	92	4172	379.3





2017 FRESNO STATE STATISTICS

DEFENSIVE LEADERS	GP	Tackles				Sacks		Pass Def		Fumbles		Blkd	
		Solo	Ast	Total	TFL/Yds	No.-Yards	Int-Yds	BrUp	QBH	Rev-Yds	FF	Kick	Saf
ALLISON, J.	11	63	36	99	4.5-21	2.0-13	.	3	.	2-3	2	.	.
HELMUTH, George	11	44	26	70	5.5-23	2.0-15	.	1	2	2-0	1	.	.
HUGHES, Juju	11	43	14	57	6.0-12	1.0-4	1-0	6	1	.	1	.	.
BELL, Mike	9	39	17	56	2.0-6	.	1-18	3	.	2-4	1	.	.
BAILEY, James	11	29	26	55	3.5-7	.	.	1	.	.	1	1	.
BRYANT, Jaron	11	35	13	48	1.5-4	.	3-20	6	.	.	1	.	.
KELLY, Anthoula	11	32	7	39	2.0-8	.	1-0	5
OKEKE, Tobenna	11	17	12	29	9.0-30	5.0-24	3	.	.
STANLEY, Robert	11	21	7	28	9.0-45	3.0-24	.	2	.	2-0	1	.	.
FORRESTER, M.	11	15	9	24	5.0-27	3.0-22	.	1	2	.	1	.	.
JOHNSON, Johnny	11	16	7	23	.	.	1-0	2
HAYNES, Jasad	11	7	9	16	2.0-4	.	.	.	1	1-0	.	.	.
MADSEN, Nathan	11	9	6	15	3.5-13	1.0-7	.	1	2
POTTS, DeShawn	11	6	4	10	.	.	.	1
SOECHTING, T.	11	5	5	10	.	.	.	1
JONES, Kwami	11	6	3	9	1.5-4	1.0-4	.	1
NDOH, Emeka	10	7	2	9	5.0-33	4.0-30	.	1	1	2-0	1	.	1
RICE, Justin	8	6	3	9	2.0-5
VAN HOOK, S.	11	5	4	9	3.5-18	2.0-15	.	.	1
GREEN, Justin	11	3	5	8	1.0-5	1.0-5
MILTON, Ka'Lonn	8	5	2	7
ATKINS, Kevin	11	3	4	7	1.0-4
COLEMAN, Sherman	7	5	1	6	.	.	1-0	1	.
OTUKOLO, Nela	11	3	2	5
IAKOPO, Keiti	10	1	4	5
FINCH, Jackson	4	2	2	4	.	.	.	1
DEGRUY, Damien	9	4	.	4	2.0-4	1.0-3
BELONY, Patrick	4	1	2	3
MOSBY, Arron	11	3	.	3
VIRGIL, Chason	9	2	.	2
FOSTER, Tainoa	3	1	1	2	0.5-1	.	.	1
MAFI, Maamaloa	11	2	.	2
JORDAN, Jamire	11	1	.	1
HOKIT, Josh	11	1	.	1
CAGE, Richard	5	.	1	1
WESTBERRY, J.	11	.	1	1
TEAM	9	1
Total.....	11	442	235	677	70-274	26-166	8-38	37	10	11-7	13	2	2
Opponents.....	11	449	252	701	36.0-152	7-50	5-92	32	10	5-3	9	.	.

DEFENSE GAME-BY-GAME

TACKLES	UA-A	Tot	UIW	ALA	UW	Nev	SJSU	UNM	SDSU	UNLV	BYU	UH	Wyo	BSU
ALLISON, J.	63-36	99	4-1	7-7	4-1	2-6	5-4	7-0	9-1	2-6	6-8	8-0	9-2	
HELMUTH, George	44-26	70	2-2	1-0	3-1	4-6	4-2	4-1	6-3	7-1	0-4	6-2	7-4	
HUGHES, Juju	43-14	57	2-0	5-4	1-2	3-1	4-2	9-2	2-0	3-2	6-1	4-0	4-0	
BELL, Mike	39-17	56	DNP	DNP	6-3	3-4	1-2	8-2	2-0	6-2	7-3	3-0	3-1	
BAILEY, James	29-26	55	0-1	3-1	3-2	4-4	0-4	4-0	2-2	1-3	3-5	7-2	2-2	
BRYANT, Jaron	35-13	48	1-1	6-1	1-2	3-3	3-2	1-0	6-1	4-0	3-1	3-1	4-1	
KELLY, Anthoula	32-7	39	6-0	2-0	1-0	2-1	2-0	4-2	2-1	4-2	4-1	1-0	4-0	
OKEKE, Tobenna	17-12	29	-	1-1	2-0	1-2	2-3	1-1	-	4-2	1-0	5-1	0-2	
STANLEY, Robert	21-7	28	3-0	1-1	1-2	-	3-1	-	5-0	3-1	2-1	2-0	1-1	
FORRESTER, M.	15-9	24	0-1	2-0	1-1	0-1	4-2	2-0	-	1-2	1-0	2-2	2-0	
JOHNSON, Johnny	16-7	23	1-0	3-2	1-3	3-1	1-0	-	2-1	-	3-0	2-0	-	
HAYNES, Jasad	7-9	16	1-1	0-1	0-1	-	2-0	0-1	0-1	1-1	1-1	1-0	1-2	
MADSEN, Nathan	9-6	15	-	0-1	1-0	0-1	0-1	-	4-0	2-2	1-0	1-0	0-1	
SOECHTING, T.	5-5	10	1-0	1-2	2-0	1-3	-	-	-	-	-	-	-	
POTTS, DeShawn	6-4	10	-	2-1	0-2	1-0	3-1	-	-	-	-	-	-	
VAN HOOK, S.	5-4	9	1-0	-	-	1-2	0-1	-	1-1	1-0	-	1-0	-	
NDOH, Emeka	7-2	9	3-0	1-0	-	2-0	0-1	DNP	1-0	-	0-1	-	-	
RICE, Justin	6-3	9	1-0	1-1	4-1	0-1	-	DNP	-	-	DNP	DNP	-	
JONES, Kwami	6-3	9	-	2-1	2-1	-	-	1-0	-	1-0	-	-	0-1	
GREEN, Justin	3-5	8	-	0-3	0-1	1-0	-	1-1	-	-	-	1-0	-	
ATKINS, Kevin	3-4	7	1-0	-	-	0-1	-	-	-	-	1-0	-	1-3	
MILTON, Ka'Lonn	5-2	7	3-0	2-1	-	0-1	DNP	-	-	DNP	DNP	-	-	
COLEMAN, S.	5-1	6	2-0	-	3-1	DNP	DNP	-	-	-	DNP	-	DNP	
IAKOPO, Keiti	1-4	5	-	0-1	0-1	0-1	DNP	-	1-1	-	-	-	-	
OTUKOLO, Nela	3-2	5	2-0	-	1-0	-	-	-	0-2	-	-	-	-	





2017 FRESNO STATE STATISTICS

INDIVIDUAL GAME-BY-GAME

RUSHING	No-Yds/TD	UIW	ALA	UW	Nev	SJSU	UNM	SDSU	UNLV	BYU	UH	Wyo	BSU
MIMS, Jordan	126-552/5	8-38/1	2-2/0	6-17/0	10-52/0	12-49/0	10-65/0	21-112/0	12-68/2	20-54/2	12-55/0	13-40/0	
HOKIT, Josh	103-464/7	4-13/2	4-12/0	3-29/0	5-29/0	10-43/1	14-70/1	14-77/3	5-19/0	13-59/0	10-44/0	21-69/0	
RIVERS, Ronnie	86-444/5	9-60/1	9-29/0	10-29/0	12-82/1	19-105/2	6-39/1	DNP	-	3-14/0	11-53/0	7-33/0	
McMARYION, M.	37-192/0	1-7/0	1-15/0	5-23/0	6-14/0	8-24/0	3-52/0	-	9-39/0	1-1/0	1-15/0	2-2/0	
O'NEAL, Dejonte	19-103/0	5-37/0	-	2-11/0	1--1/0	DNP	1-5/0	2-11/0	5-32/0	2-5/0	-	1-3/0	
SCOTT, Da'Mari	7-56/0	-	2-10/0	-	1-15/0	-	-	-	2-18/0	1-3/0	1-10/0	-	
PERRY, Deonte	8-31/0	8-31/0	DNP	DNP	DNP	DNP	DNP	DNP	DNP	DNP	DNP	DNP	
JOHNSON, S.	7-20/0	5-13/0	DNP	2-7/0	DNP	DNP	DNP	DNP	-	DNP	-	-	
VIRGIL, Chason	5-6/0	-	3-2/0	2-4/0	DNP	DNP	-	-	-	-	-	-	
GRIM, Derrion	1-5/0	-	-	-	1-5/0	-	-	-	-	-	-	-	
JOHNSON, Keesea	1-0/0	-	-	-	-	-	-	-	-	-	-	1-0/0	
JORDAN, Jamire	1--7/0	-	-	-	-	1--7/0	-	-	-	-	-	-	

RECEIVING	No-Yds/TD	UIW	ALA	UW	Nev	SJSU	UNM	SDSU	UNLV	BYU	UH	Wyo	BSU
JOHNSON, Keesea	58-741/6	7-120/0	8-55/0	4-51/0	7-104/3	2-52/0	5-105/1	4-47/0	4-21/0	5-47/0	6-91/2	6-48/0	
SCOTT, Da'Mari	48-505/1	2-32/0	7-67/0	5-40/1	4-50/0	7-45/0	1-1/0	3-57/0	4-28/0	4-61/0	7-82/0	4-42/0	
JORDAN, Jamire	15-373/3	2-64/1	1-7/0	-	1-14/0	2-24/0	3-108/2	2-56/0	-	3-56/0	-	1-44/0	
RICE, Jared	10-206/2	1-65/1	1-10/0	3-43/0	-	-	1-22/0	-	DNP	1-3/0	2-31/1	1-32/0	
GRIM, Derrion	12-184/1	2-14/0	2-23/1	1-3/0	2-69/0	-	1-7/0	-	4-68/0	-	-	-	
MIMS, Jordan	9-103/0	1-21/0	1-7/0	4-41/0	1--3/0	-	1-29/0	-	1-8/0	-	-	-	
RIVERS, Ronnie	14-102/1	3-22/0	1-6/0	-	2-24/0	4-15/0	-	DNP	-	1-7/0	1-8/0	2-20/1	
HOKIT, Josh	11-91/0	-	2-16/0	2-4/0	3-25/0	-	1-27/0	-	2-6/0	-	1-13/0	-	
O'NEAL, Dejonte	7-58/0	-	1-5/0	2-12/0	3-25/0	DNP	-	1-16/0	-	-	-	-	
ALLEN, Justin	2-51/1	2-51/1	-	-	-	-	-	-	-	-	-	-	
RIDDERING, Kyle	6-44/1	1-2/1	2-20/0	-	1-3/0	-	-	-	1-21/0	-	1--2/0	-	
JOHNSON, S.	2-23/0	2-23/0	DNP	-	DNP	DNP	DNP	DNP	-	DNP	-	-	
TANGIPA, David	1-3/1	-	-	-	-	-	-	-	-	-	1-3/1	-	
PARKER, Namani	1-1/0	-	-	-	1-1/0	-	-	-	-	-	-	-	

PASSING

#5 VIRGIL	Att.	Comp	Int	Pct	Yards	TD	Long	Sack	Yds	Effic
Incarnate Word	29	16	0	55.2	246	1	40	0	0	137.8
at No. 1 Alabama	34	21	1	61.8	180	1	30	2	9	110.1
at No. 6 Washington	20	11	1	55.0	98	1	19	0	0	102.7
TOTALS	83	48	2	57.8	524	3	40	2	9	118.0

#6 MCMARYION	Att.	Comp	Int	Pct	Yards	TD	Long	Sack	Yds	Effic
Incarnate Word	7	6	0	85.7	103	2	45	0	0	303.6
at No. 1 Alabama	7	5	0	71.4	36	0	12	0	0	114.6
at No. 6 Washington	16	10	0	62.5	96	0	23	1	7	112.9
Nevada	32	24	1	75.0	296	2	63	1	7	167.1
at San Jose State	26	15	0	57.7	136	0	45	0	0	101.6
New Mexico	23	13	0	56.5	299	3	75	1	13	208.8
San Diego State	16	10	0	62.5	176	0	48	0	0	154.9
UNLV	27	16	0	59.3	152	0	31	1	8	106.5
BYU	20	14	0	70.0	174	0	50	0	0	143.1
at Hawai'i	36	19	2	52.8	226	4	34	0	0	131.1
at Wyoming	23	14	0	60.9	186	1	44	1	6	143.1
TOTALS	233	146	3	62.7	1880	12	75	5	41	144.9

PUNT RET	No-Yds	UIW	ALA	UW	Nev	SJSU	UNM	SDSU	UNLV	BYU	UH	Wyo	BSU
O'NEAL, Dejonte	3-40	3-40	-	-	-	DNP	-	-	-	-	-	-	
RIVERS, Ronnie	6-34	2-19	-	1-6	1-5	1-3	1-1	DNP	-	-	-	-	
JOHNSON, Keesea	4-21	-	-	-	-	-	-	1-14	1-4	-	-	2-3	
SCOTT, Da'Mari	1-7	-	-	-	-	-	-	-	-	-	1-7	-	

KICK RET	No-Yds	UIW	ALA	UW	Nev	SJSU	UNM	SDSU	UNLV	BYU	UH	Wyo	BSU
O'NEAL, Dejonte	17-335	1-22	2-33	5-106	-	DNP	-	-	2-46	3-53	4-75	-	
JORDAN, Jamire	5-179	-	-	-	1-71	-	-	-	4-108	-	-	-	
SCOTT, Da'Mari	7-170	2-42	3-94	1-18	1-16	-	-	-	-	-	-	-	
TANGIPA, David	2-5	-	-	-	1-0	-	-	-	1-5	-	-	-	
MIMS, Jordan	1-4	-	-	1-4	-	-	-	-	-	-	-	-	

INT RET	No-Yds	UIW	ALA	UW	Nev	SJSU	UNM	SDSU	UNLV	BYU	UH	Wyo	BSU
BRYANT, Jaron	3-20	-	-	-	2-20	1-0	-	-	-	-	-	-	
COLEMAN, S.	1-0	1-0	-	-	DNP	DNP	-	-	-	DNP	-	DNP	
KELLY, Anthoula	1-0	-	-	-	-	-	-	-	-	-	1-0	-	
BELL, Mike	1-18	DNP	DNP	-	-	-	1-18	-	-	-	-	-	
JOHNSON, Johnny	1-0	-	-	-	1-0	-	-	-	-	-	-	-	
HUGHES, Juju	1-0	-	-	-	-	1-0	-	-	-	-	-	-	





2017 FRESNO STATE STATISTICS

TKLS FOR LOSS	UA-A	Tot	UIW	ALA	UW	Nev	SJSU	UNM	SDSU	UNLV	BYU	UH	Wyo	BSU
STANLEY, Robert	8-2	9.0	1.0-5	0.5-4	1.5-2	-	-	-	3.0-17	1.0-2	1.0-7	1.0-8	-	
OKEKE, Tobenna	9-0	9.0	-	-	1.0-2	1.0-1	1.0-4	1.0-4	-	2.0-3	-	3.0-16	-	
HUGHES, Juju	6-0	6.0	-	-	-	-	2.0-6	2.0-4	-	1.0-1	-	-	1.0-1	
HELMUTH, George	5-1	5.5	-	-	2.0-9	1.0-9	-	-	1.0-2	-	-	1.5-3	-	
FORRESTER, M.	4-2	5.0	-	-	-	0.5-4	3.0-17	-	-	0.5-0	-	-	1.0-6	
NDOH, Emeka	5-0	5.0	3.0-23	-	-	1.0-2	-	DNP	1.0-8	-	-	-	-	
ALLISON, J.	4-1	4.5	-	1.0-8	-	0.5-3	1.0-3	-	1.0-2	-	1.0-5	-	-	
MADSEN, Nathan	3-1	3.5	-	0.5-3	-	-	-	-	1.0-7	2.0-3	-	-	-	
BAILEY, James	3-1	3.5	-	1.0-1	-	-	0.5-1	1.0-3	-	-	-	1.0-2	-	
VAN HOOK, S.	3-1	3.5	1.0-3	-	-	1.0-12	0.5-0	-	1.0-3	-	-	-	-	
RICE, Justin	2-0	2.0	1.0-4	-	1.0-1	-	-	DNP	-	-	DNP	DNP	-	
DEGRUY, Damien	2-0	2.0	-	-	1.0-1	-	-	-	1.0-3	-	DNP	DNP	-	
KELLY, Anthoula	2-0	2.0	1.0-4	-	1.0-4	-	-	-	-	-	-	-	-	
BELL, Mike	1-2	2.0	DNP	DNP	1.5-5	-	-	-	-	0.5-1	-	-	-	
HAYNES, Jasad	1-2	2.0	0.5-1	-	0.5-1	-	1.0-2	-	-	-	-	-	-	
JONES, Kwami	1-1	1.5	-	-	0.5-0	-	-	1.0-4	-	-	-	-	-	
BRYANT, Jaron	1-1	1.5	-	1.0-3	-	-	-	-	-	-	-	0.5-1	-	
ATKINS, Kevin	1-0	1.0	1.0-4	-	-	-	-	-	-	-	-	-	-	
GREEN, Justin	1-0	1.0	-	-	-	-	-	-	-	-	-	1.0-5	-	
FOSTER, Tainoa	0-1	0.5	0.5-1	-	-	DNP	DNP	DNP	DNP	DNP	DNP	DNP	DNP	

SACKS	UA-A	Tot	UIW	ALA	UW	Nev	SJSU	UNM	SDSU	UNLV	BYU	UH	Wyo	BSU
OKEKE, Tobenna	5-0	5.0	-	-	-	-	1.0-4	1.0-4	-	-	-	3.0-16	-	
NDOH, Emeka	4-0	4.0	2.0-20	-	-	1.0-2	-	DNP	1.0-8	-	-	-	-	
STANLEY, Robert	3-0	3.0	-	-	-	-	-	-	1.0-9	-	1.0-7	1.0-8	-	
FORRESTER, M.	3-0	3.0	-	-	-	-	2.0-16	-	-	-	-	-	1.0-6	
HELMUTH, George	2-0	2.0	-	-	1.0-6	1.0-9	-	-	-	-	-	-	-	
ALLISON, J.	2-0	2.0	-	1.0-8	-	-	-	-	-	-	1.0-5	-	-	
VAN HOOK, S.	2-0	2.0	-	-	-	1.0-12	-	-	1.0-3	-	-	-	-	
JONES, Kwami	1-0	1.0	-	-	-	-	-	1.0-4	-	-	-	-	-	
MADSEN, Nathan	1-0	1.0	-	-	-	-	-	-	1.0-7	-	-	-	-	
GREEN, Justin	1-0	1.0	-	-	-	-	-	-	-	-	-	1.0-5	-	
DEGRUY, Damien	1-0	1.0	-	-	-	-	-	-	1.0-3	-	DNP	DNP	-	
HUGHES, Juju	1-0	1.0	-	-	-	-	1.0-4	-	-	-	-	-	-	

LONG PLAYS (20 OR MORE YARDS)

	FS Long Plays			Opponent Long Plays		
	Rush	Pass	Total	Rush	Pass	Total
Incarnate Word	1	10	11	0	1	1
Alabama	0	2	2	3	2	5
Washington	0	2	2	1	4	5
Nevada	0	5	5	0	4	4
San Jose State	0	2	2	0	0	0
New Mexico	3	6	9	0	4	4
SDSU	1	4	5	3	0	3
UNLV	0	2	2	1	0	1
BYU	0	2	2	1	2	3
Hawai'i	0	4	4	0	0	0
Wyoming	0	4	4	0	3	3
Boise State						
Totals	5	43	48	9	20	29

DRIVE SUPERLATIVES

	Fresno State	Opponent
Most Yards (Result)	89 (TD) - UNLV	83 (fumble) - SDSU
Most Plays (Result)	17 (TD) - SJSU	3x, last: 16 (FG) - UNLV
Most Time (Result)	8:04 (TD) - SJSU	7:56 (fumble) - SDSU

FRESNO STATE POINTS OFF TURNOVERS

Game	TOs Gained	TDs	FG	Pts	FS (Fumbles Lost/INT)
Incarnate Word	2 (1 INT/1 FR)	2	0	14	0 (0 INT/0 FL)
Alabama	0 (0 INT/0 FR)	0	0	0	1 (1 INT/0 FL)
Washington	2 (0 INT/2 FR)	0	2	6	1 (1 INT/0 FL)
Nevada	3 (3 INT/0 FR)	1	0	7	3 (1 INT/2 FL)
San Jose State	4 (2 INT/2 FR)	1	1	10	0 (0 INT/0 FL)
New Mexico	2 (1 INT/1 FR)	0	1	3	1 (0 INT/1 FL)
SDSU	1 (0 INT/1 FR)	0	0	0	0 (0 INT/0 FL)
UNLV	0 (0 INT/0 FR)	0	0	0	1 (0 INT/1 FL)
BYU	1 (0 INT/1 FR)	0	0	0	0 (0 INT/0 FL)
Hawai'i	2 (1 INT/1 FR)	1	0	7	2 (2 INT/0 FL)
Wyoming	2 (0 INT/2 FR)	1	0	7	1 (0 INT/1 FL)
Boise State					
Totals	19 (8 INT/11 FR)	6	4	54	10 (5 INT/5 FL)
Opponents	10 (5 INT/5 FR)	4	1	29	

GAME-OPENING DRIVES

Opponent	[---Fresno State---]			[-----Opponent-----]		
	Pts.	1st Dwns	Yds.	Pts.	1st Dwns	Yds
Incarnate Word	0	0	9	0	2	29
Alabama	0	0	7	7	2	73
Washington	0	1	17	7	3	76
Nevada	7	2	29	0	2	19
San Jose State	0	0	3	0	0	9
New Mexico	0	0	9	0	0	5
SDSU	0	1	15	0	6	83
UNLV	6 (miss xp)	5	78	3	2	48
BYU	3	3	48	0	0	8
Hawai'i	0	2	23	0	2	36
Wyoming	0	0	0	0	0	-1
Boise State						

SECOND HALF-OPENING DRIVES

Opponent	[---Fresno State---]			[-----Opponent-----]		
	Pts.	1st Dwns	Yds.	Pts.	1st Dwns	Yds
Incarnate Word	7	2	61	0	1	-8
Alabama	0	2	32	0	2	31
Washington	0	0	7	7	1	70
Nevada	0	1	18	0	0	4
San Jose State	0	0	5	0	0	4
New Mexico	0	1	7	0	1	23
SDSU	0	0	7	0	0	4
UNLV	7	6	89	7	5	75
BYU	3	3	46	7	5	75
Hawai'i	3	2	54	0	3	39
Wyoming	0	0	8	0	0	9
Boise State						

PENALTY NUMBERS

	FS Pen.-Yds.	Opp. Pen.-Yds
Incarnate Word	3-15	7-50
Alabama	1-6	4-30
Washington	6-54	4-41
Nevada	8-61	4-20
San Jose State	10-99	9-78
New Mexico	2-25	3-35
SDSU	5-40	5-40
UNLV	5-40	5-35
BYU	3-25	5-40
Hawai'i	6-46	4-36
Wyoming	5-35	3-15
Boise State		





2017 FRESNO STATE STATISTICS

FRESNO STATE CHUNK PLAYS

Yards	Opponent	Play	Result
75	UNM	McMaryion pass to Johnson, K.	1st-10
71	Nev	Jordan kick return	1st-10
70	UNM	McMaryion pass to Jordan	TD
65	UIW	Hokit pass to Rice, Ja.	TD
63	ALA	Scott kick return	1st-10
63	Nev	McMaryion pass to Grim	1st-10
57	UNM	McMaryion rush	1st-10
50	BYU	McMaryion pass to Jordan	1st-Goal
48	SDSU	McMaryion pass to Jordan	1st-Goal
45	UIW	McMaryion pass to Allen	TD
45	SJSU	McMaryion pass to Johnson, K.	1st-Goal
44	UIW	O'Neal punt return	1st-10
44	Wyo	McMaryion pass to Jordan	1st-10
40	UIW	Virgil pass to Jordan	1st-Goal
40	Nev	McMaryion pass to Johnson, K.	TD
35	BYU	McMaryion pass to Scott	1st-10
34	UIW	Virgil pass to Johnson, K.	1st-10
34	UH	McMaryion pass to Johnson, K.	1st-Goal
33	SDSU	McMaryion pass to Johnson, K.	1st-10
32	UNM	McMaryion pass to Jordan	TD
32	Wyo	McMaryion pass to Rice	1st-Goal
31	UNLV	McMaryion pass to Grim	1st-10
30	ALA	Virgil pass to Scott	1st-10
30	SDSU	McMaryion pass to Scott	1st-10
30	Wyo	McMaryion pass to Scott	1st-Goal
29	UIW	Virgil pass to Johnson, K.	1st-10
29	UNM	McMaryion pass to Mims	1st-10
28	UNM	Rivers rush	1st-Goal
27	UNM	McMaryion pass to Hokit	1st-10
26	ALA	Virgil pass to Grim	TD
26	SDSU	Hokit rush	TD
25	UIW	Virgil pass to Scott	1st-10
25	UH	McMaryion pass to Rice, Ja.	TD
24	UIW	McMaryion pass to Jordan	TD
24	UIW	Virgil pass to Johnson, K.	1st-10
24	UNM	Mims rush	1st-10
24	SDSU	McMaryion pass to Scott	1st-10
23	Wash.	McMaryion pass to Scott	1st-10
23	Nev	McMaryion pass to Scott	1st-10
22	Nev	McMaryion pass to Scott	1st-10
22	SJSU	McMaryion pass to Scott	1st-10
22	UNM	McMaryion pass to Rice	1st-10
21	UIW	Virgil pass to Mims	1st-10
21	Wash.	McMaryion pass to Mims	1st-10
21	Nev	McMaryion pass to Hokit	1st-10
21	UNLV	McMaryion pass to Riddering	1st-10
21	UH	McMaryion pass to Scott	1st-10
21	UH	McMaryion pass to Johnson, K.	TD
21	Wyo	McMaryion pass to Rivers	TD
20	UIW	Virgil pass to Johnson, K.	1st-10

Only KO returns of 35 yards or more or INT & PR of 25 yards or more are included

OPPONENT CHUNK PLAYS

Yards	Opponent	Play	Result
77	Wash.	Pettis punt return	TD
73	Wash.	Browning to Pettis	TD
55	ALA	Hurts rush	TD
50	Wash.	Browning pass to Bryant	1st-10
45	SDSU	Washington rush	1st-10
44	UNM	Tuioti pass to Hart-Johnson	1st-Goal
41	Wyo	Smith pass to Conway	1st-10
40	Nev	Gangi pass to Mannix	1st-10
39	Wyo	Hall kick return	1st-10
37	SDSU	Truxton punt return	1st-10
36	Wash.	Pettis pass to Bryant	1st-10
36	UNM	Tuioti pass to Drennan	1st-10
34	UIW	Laird pass to Brooks	1st-10
30	Wyo	Smith pass to Conway	1st-Goal
28	ALA	Hurts rush	1st-10
28	Wash.	Gaskin rush	TD
27	BYU	Hoge pass to Trinnaman	1st-10
25	ALA	Hurts rush	1st-10
25	Wyo	Smith pass to Fort	1st-10
24	ALA	Tagovailoa pass to Marks	1st-10
24	Nev	Gangi pass to Demps	1st-10
24	SDSU	Agnew rush	1st-10
23	ALA	Hurts pass to Hentges	TD
23	UNM	Tuioti pass to Umeh	1st-10
22	UNM	Tuioti pass to Umeh	1st-10
22	BYU	Canada rush	1st-10
21	Nev	Gangi pass to Demps	1st-10
21	Nev	Gangi pass to Armstrong	TD
21	SDSU	Penny rush	1st-10
21	UNLV	Woods, Jr. rush	1st-10
20	Wash.	Browning to Lenius	1st-Goal
20	BYU	Hoge pass to Bushman	Fumble

Only KO returns of 35 yards or more or INT & PR of 25 yards or more are included




2017 FRESNO STATE PARTICIPATION

#	Name	GP/GS	#	Name	GP/GS	#	Name	GP/GS
79	AIBUEDEFE, Nick	4/-	33	HOKIT, Josh	11/3	2	POTTS, DeShawn	11/5
13	ALLEN, Justin	11/-	23	HUGHES, Juju	11/11	16	RICE, Jared	10/4
9	ALLISON, J.	11/11	98	IAKOPO, Keiti	10/-	29	RICE, Justin	8/-
90	ATKINS, Kevin	11/2	80	JAVERNICK, G.	11/-	89	RIDDERING, Kyle	11/8
7	BAILEY, James	11/11	96	JEANNITON, K.	1/-	20	RIVERS, Ronnie	10/5
4	BELL, Mike	9/6	17	JOHNSON, Johnny	11/5	8	SCOTT, Da'Mari	11/8
94	BELONY, Patrick	4/-	3	JOHNSON, Keesea	11/10	22	SOECHTING, T.	11/-
51	BOYER, Markus	10/-	24	JOHNSON, S.	5/-	73	ST. ANDREW, M.	11/11
14	BRYANT, Jaron	11/10	33	JONES, Kwami	11/-	32	STANLEY, Robert	11/11
26	BURT, Brian	1/-	1	JORDAN, Jamire	11/10	88	TANGIPA, David	11/-
42	CAGE, Richard	5/-	6	KELLY, Anthoula	11/7	65	TUITELE, Syrus	6/-
36	CAMACHO, Jimmy	11/-	91	MADSEN, Nathan	11/10	44	VAN HOOK, S.	11/-
82	COLEMAN, Donte	1/-	13	MAFI, Kesomi	2/-	5	VIRGIL, Chason	9/3
25	COLEMAN, S.	7/-	38	MAFI, Maamaloa	11/-	53	WESTBERRY, J.	11/-
58	CRONK, C.	11/11	41	MANNING, Ronnie	1/-	66	WOODLEY, Quireo	10/-
47	CUSICK, Blake	11/-	6	McMARYION, M.	11/8	31	WRIGHT, Andrew	8/-
19	DALENA, Frank	1/-	27	MILTON, Ka'Lonn	8/-			
1	DEGRUY, Damien	9/-	22	MIMS, Jordan	11/3			
18	FINCH, Jackson	4/-	77	MITCHELL, Aaron	11/11			
97	FORRESTER, M.	11/10	15	MOSBY, Arron	11/-			
50	FOSTER, Tainoa	3/-	52	MUTI, Netane	11/11			
28	GAGNON, Kenny	1/-	5	NDOH, Emeka	10/-			
76	GAMA, Shane	1/-	11	O'NEAL, Dejonte	10/3			
84	GRAYSON, A.	4/-	56	OKEKE, Tobenna	11/11			
40	GREEN, Justin	11/3	10	OTUKOLO, Nela	11/-			
7	GRIM, Derrion	11/-	87	PARKER, Namani	11/1			
93	HAYNES, Jasad	11/-	78	PATTERSON, D.	11/11			
34	HELMUTH, George	11/8	4	PERRY, Deonte	1/-			
86	HENDRICKSON, K.	9/-	74	POPOLIZIO, Ryan	5/-			

2017 GAME-BY-GAME OFFENSIVE STARTERS

DATE	OPPONENT	LT	LG	C	RG	RT	QB	RB	WR	WR	WR	TE
9/2	Incarnate Word	Cronk	Muti	Mitchell	St. Andrew	Patterson	Virgil	Rivers	Jordan	Johnson, K.	Scott	Riddering
9/9	at Alabama	Cronk	Muti	Mitchell	St. Andrew	Patterson	Virgil	Rivers	Jordan	Johnson, K.	Scott	Riddering
9/16	at Washington	Cronk	Muti	Mitchell	St. Andrew	Patterson	Virgil	Rivers	Jordan	Johnson, K.	Scott	Riddering
9/30	Nevada*	Cronk	Muti	Mitchell	St. Andrew	Patterson	McMaryion	Mims	O'Neal	Parker, N.	Ja. Rice (TE)	Riddering
10/7	at San Jose State*	Cronk	Muti	Mitchell	St. Andrew	Patterson	McMaryion	Rivers	Jordan	Johnson, K.	Scott	Riddering
10/14	New Mexico*	Cronk	Muti	Mitchell	St. Andrew	Patterson	McMaryion	Rivers	Jordan	Johnson, K.	Ja. Rice (TE)	Riddering
10/21	at San Diego State*	Cronk	Muti	Mitchell	St. Andrew	Patterson	McMaryion	Mims	Jordan	Johnson, K.	Scott	Riddering
10/28	UNLV*	Cronk	Muti	Mitchell	St. Andrew	Patterson	McMaryion	Mims	Jordan	Johnson, K.	Scott	Hokit (RB)
11/4	BYU	Cronk	Muti	Mitchell	St. Andrew	Patterson	McMaryion	Mims	Jordan	Johnson, K.	Scott	Ja. Rice
11/11	at Hawai'i*	Cronk	Muti	Mitchell	St. Andrew	Patterson	McMaryion	O'Neal	Jordan	Johnson, K.	Scott	Hokit (RB)
11/18	at Wyoming*	Cronk	Muti	Mitchell	St. Andrew	Patterson	McMaryion	Hokit	Jordan	Johnson, K.	Ja. Rice (TE)	Riddering
11/25	Boise State*											

2017 GAME-BY-GAME DEFENSIVE STARTERS

DATE	OPPONENT	DE	DT	DT	DE	LB	LB	LB	CB	FS	SS	CB
9/2	Incarnate Word	Stanley	Forrester	Madsen	Okeke	Green	Allison	Bailey	Johnson, J.	Potts	Hughes, J.	Bryant
9/9	at Alabama	Stanley	Forrester	Madsen	Okeke	Green	Allison	Bailey	Johnson, J.	Potts	Hughes, J.	Bryant
9/16	at Washington	Stanley	Forrester	Madsen	Okeke	Green	Allison	Bailey	Johnson, J.	Potts	Hughes, J.	Kelly
9/30	Nevada*	Stanley	Forrester	Madsen	Okeke	Helmuth	Allison	Bailey	Johnson, J.	Potts	Hughes, J.	Bryant
10/7	at San Jose State*	Stanley	Forrester	Madsen	Okeke	Helmuth	Allison	Bailey	Johnson, J.	Potts	Hughes, J.	Bryant
10/14	New Mexico*	Stanley	Forrester	Madsen	Okeke	Helmuth	Allison	Bailey	Kelly	Bell	Hughes, J.	Bryant
10/21	at San Diego State*	Stanley	Atkins	Madsen	Okeke	Helmuth	Allison	Bailey	Kelly	Bell	Hughes, J.	Bryant
10/28	UNLV*	Stanley	Forrester	Madsen	Okeke	Helmuth	Allison	Bailey	Kelly	Bell	Hughes, J.	Bryant
11/4	BYU	Stanley	Forrester	Madsen	Okeke	Helmuth	Allison	Bailey	Kelly	Bell	Hughes, J.	Bryant
11/11	at Hawai'i*	Stanley	Forrester	Madsen	Okeke	Helmuth	Allison	Bailey	Kelly	Bell	Hughes, J.	Bryant
11/18	at Wyoming*	Stanley	Forrester	Atkins	Okeke	Helmuth	Allison	Bailey	Kelly	Bell	Hughes, J.	Bryant
11/25	Boise State*											





TURNOVERS YEAR-BY-YEAR - SINCE 2008

2017 - Fresno State Record: 8-3											
Fresno State						Opponents					
Date	Opponent	Fresno St. Sacks	FR	Int.	Turnovers Gained	Date	Opponent	Sacks	FR	INT	Turnovers Lost
9/2	Incarinate Word	2-20	1	1	2	9/2	at Nebraska	0-0	0	0	0
9/9	at Alabama	1-8	0	0	0	9/9	at Washington	2-9	0	1	1
9/16	at Washington	1-6	2	0	2	9/16	Nevada	1-7	0	1	1
9/30	Nevada	3-23	0	3	3	9/30	at San Jose State	1-7	2	1	3
10/7	at San Jose State	4-24	2	2	4	10/7	New Mexico	0-0	0	0	0
10/14	New Mexico	2-8	1	1	2	10/14	at San Diego St.	1-3	1	0	1
10/21	at San Diego St.	5-30	1	0	1	10/21	UNLV	0-0	0	0	0
10/28	UNLV	0-0	0	0	0	10/28	BYU	1-8	1	0	1
11/4	BYU	2-12	1	0	1	11/4	at Hawai'i	0-0	0	0	0
11/11	at Hawai'i	5-29	1	1	2	11/11	at Wyoming	0-0	0	2	2
11/18	at Wyoming	1-6	2	0	2	11/18	Boise State	1-6	1	0	1
11/25	Boise State					11/25	Totals				
Totals		12 Games	26-166	11	8	19	7-40		5	5	10

NATIONAL RANKINGS

Sacks: 35
Fumble Recoveries: 10
Passes Intercepted: 75

Turnovers Gained: 34
Turnover Margin: 14

NATIONAL RANKINGS

Sacks Allowed: 2
Fumbles Lost: 26
INTs Thrown: 9

Turnovers Lost: 10
Turnover Margin: 14

Plays Intercepted: 75

Plays Intercepted: 9

2016 - Fresno State Record: 1-11

Fresno State						Opponents					
Date	Opponent	Sacks	FR	Int.	Turnovers Gained	Date	Opponent	Sacks	FR	INT	Turnovers Lost
9/3	at Nebraska	0-0	0	0	0	9/3	at Nebraska	4-21	0	2	2
9/10	Sacramento St.	3-11	0	2	2	9/10	Sacramento St.	2-19	1	1	2
9/17	at Toledo	0-0	0	0	0	9/17	at Toledo	5-35	0	0	0
9/24	Tulsa	4-34	1	1	2	9/24	Tulsa	2-9	1	1	2
10/1	at UNLV	0-0	0	0	0	10/1	at UNLV	2-20	0	1	1
10/8	at Nevada	1-15	1	0	1	10/8	at Nevada	1-4	2	0	2
10/14	San Diego St.	1-1	0	0	0	10/14	San Diego St.	2-12	0	3	3
10/22	at Utah St.	0-0	0	0	0	10/22	at Utah St.	1-6	0	0	0
10/28	Air Force	1-6	1	0	1	10/28	Air Force	2-11	0	4	4
11/5	at Colorado St.	0-0	0	0	0	11/5	at Colorado St.	5-26	0	1	1
11/19	Hawai'i	2-15	0	1	1	11/19	Hawai'i	1-6	0	0	0
11/26	San Jose St.	2-12	1	1	2	11/26	San Jose St.	4-17	1	0	1
Totals	12 Games	14-94	4	5	9	Totals	12 Games	31-186	5	13	18

NATIONAL RANKINGS

Sacks: T-117
Fumble Recoveries: T-116
Passes Intercepted: T-117

Turnovers Gained: T-126
Turnover Margin: T-117

NATIONAL RANKINGS

Sacks Allowed: T-96
Fumbles Lost: T-12
INTs Thrown: T-88

Turnovers Lost: T-47
Turnover Margin: T-117

2015 - Fresno State Record: 3-8									
Fresno State						Opponents			
Date	Opponent	Fresno St. Sacks	FR	Int.	Turnovers Gained	Opponent Sacks	FR	INT	Turnovers Lost
9/3	Abilene Christian	5-30	0	2	2	0-0	1	2	3
9/12	at No. 14 Ole Miss	1-8	2	1	3	1-15	1	3	4
9/19	No. 21 Utah	0-0	2	1	3	1-5	2	0	2
9/26	at San Jose St.	6-35	1	0	1	2-19	0	1	1
10/3	at San Diego St.	3-25	1	0	1	3-27	0	0	0
10/10	Utah State	2-13	1	0	1	5-25	1	3	4
10/16	UNLV	6-24	0	0	0	0-0	1	0	1
10/24	at Air Force	0-0	1	0	1	2-9	0	1	1
11/5	Nevada	2-18	0	1	1	3-20	1	3	4
11/14	at Hawai'i	2-13	1	3	4	3-16	0	0	0
11/21	at BYU	1-5	2	0	2	4-26	0	3	3
11/28	Colorado St.	0-0	0	1	1	2-16	0	0	0
Totals	12 Games	28-171	11	9	20	24-152	7	16	23

NATIONAL RANKINGS

Sacks: T-29
Fumble Recoveries: T-7
Passes Intercepted: T-79

Turnovers Gained: T-50
Turnover Margin: T-93

NATIONAL RANKINGS

Sacks Allowed: T-73
Fumbles Lost: T-54
INTs Thrown: T-118

Turnovers Lost: T-113
Turnover Margin: T-93

2014 - Fresno State Record: 6-8											
Fresno State					Opponents						
Date	Opponent	Sacks	FR	Int.	Turnovers Gained	Date	Opponent	Sacks	FR	Int.	Turnovers Lost
8/30	at USC	0-0	2	0	2	8/30	at USC	1-10	0	4	4
9/6	at Utah	2-11	0	0	0	9/6	at Utah	7-34	1	0	1
9/13	Nebraska	0-0	1	0	1	9/13	Nebraska	4-29	0	0	0
9/20	Southern Utah	4-10	1	1	2	9/20	at New Mexico	0-0	0	1	1
9/26	at New Mexico	2-14	0	0	0	9/26	San Diego State	3-24	1	1	2
10/3	San Diego State	2-12	1	2	3	10/3	at UNLV	3-7	1	1	2
10/10	at UNLV	5-13	0	1	1	10/10	at Boise State	1-1	1	2	3
10/17	at Boise State	2-10	1	0	1	10/17	Wyoming	5-22	0	1	1
11/1	Wyoming	1-6	1	0	1	11/1	San Jose State	2-6	0	2	2
11/8	San Jose State	0-0	1	2	3	11/8	at Nevada	1-5	1	1	2
11/22	at Nevada	3-24	3	1	4	11/22	Hawai'i	3-20	1	1	2
11/29	Hawai'i	6-34	0	2	2	11/29	at Boise State *	2-17	0	2	2
12/6	at Boise State *	1-5	0	0	0	12/6	vs. Rice!	4-24	0	3	3
12/24	vs. Rice!	2-14	0	0	0	12/24	vs. Rice!	4-24	0	2	2
Totals	14 Games	30-153	11	9	20	Totals	14 Games	40-223	6	21	27

NATIONAL RANKINGS

Sacks: 65
Fumble Recoveries: T-38
Passes Intercepted: T-91

Turnovers Gained: T-55
Turnover Margin: T-103

NATIONAL RANKINGS

Sacks Allowed: T-105
Fumbles Lost: T-19
INTs Thrown: 123

Turnovers Lost: T-109
Turnover Margin: T-103

2013 - Fresno State Record: 11-2											
Fresno State					Opponents						
Date	Opponent	Sacks	FR	Int.	Turnovers Gained	Date	Opponent	Sacks	FR	INT	Turnovers Lost
8/29	Rutgers	1-10	1	1	2	8/29	Rutgers	1-4	2	1	3
9/7	Cal Poly	1-10	1	0	1	9/7	at Colorado	0-0	1	0	1
9/14	at Colorado	-----GAME CANCELED (FLOODING)-----									
9/20	Boise State	4-19	1	1	2	9/20	Boise State	1-2	0	0	0
9/28	at Hawai'i	7-46	0	2	2	9/28	at Hawai'i	1-1	3	2	5
10/5	at Idaho	6-41	1	4	5	10/5	at Idaho	0-0	1	2	3
10/19	UNLV	3-12	0	0	0	10/19	UNLV	0-0	0	1	1
10/26	at San Diego St.	2-12	1	1	2	10/26	at San Diego St.	2-22	0	0	0
11/2	Nevada	3-18	0	1	1	11/2	Nevada	2-14	1	0	1
11/9	at Wyoming	1-8	1	1	2	11/9	at Wyoming	1-9	0	0	0
11/23	New Mexico	3-25	0	0	0	11/23	New Mexico	0-0	0	0	0
11/29	at San Jose St.	0-0	2	0	2	11/29	at San Jose St.	0-0	1	1	1
12/7	Utah State*	8-49	0	2	2	12/7	Utah State*	3-19	3	2	5
12/21	vs. USC!	1-17	1	1	2	12/21	vs. USC!	0-0	0	1	1
Totals	13 Games	40-250	9	14	23	Totals	13 Games	12-72	11	10	21

NATIONAL RANKINGS

Sacks: 6
Fumble Recoveries: T-56
Passes Intercepted: T-40

Turnovers Gained: T-47
Turnover Margin: T-48

NATIONAL RANKINGS

Sacks Allowed: 6
Fumbles Lost: T-84
Interceptions Thrown: T-35

Turnovers Lost: T-57
Turnover Margin: T-48

2012 - Fresno State Record: 9-4											
Fresno State						Opponents					
		Fresno St.		Turnovers				Opponents		Turnovers	
Date	Opponent	Sacks	FR	Int.	Gained	Sacks	FR	INT	Lost		
9/1	Weber State	4-17	0	1	1	1-13	0	0	0		0
9/8	at No. 4 Oregon	3-34	3	0	3	3-16	0	0	0		0
9/15	Colorado	4-24	0	4	4	0-0	1	1	2		2
9/22	at Tulsa	0-0	0	3	3	2-13	2	0	0		2
9/29	San Diego St.	5-35	2	3	5	1-9	2	2	4		4
10/6	at Colorado St.	4-29	1	1	2	2-18	0	0	0		0
10/13	at Boise St.	1-0	0	1	1	3-21	1	1	2		2
10/20	Wyoming	1-8	0	2	2	2-15	2	0	2		2
10/27	at New Mexico	1-4	1	1	2	2-11	0	1	1		1
11/3	Hawai'i	5-19	2	1	3	3-21	0	1	1		1
11/10	at Nevada	3-26	2	2	4	1-7	1	0	0		1
11/24	Air Force	3-15	2	1	3	1-7	1	0	1		1
12/24	SMU!	5-24	0	2	2	7-53	2	2	4		4
Totals	13 games	40-239	13	22	35	29-207	12	8	20		20

NATIONAL RANKINGS

Sacks: 9
Fumble Recoveries: T-27
Passes Intercepted: 3

Turnovers Gained: 5
Turnover Margin: T-7

NATIONAL RANKINGS

Sacks Allowed: T-78
Fumbles Lost: T-77
Interceptions Thrown: T-28

Turnovers Lost: T-46
Turnover Margin: T-7

2011 - Fresno State Record: 4-9											
Fresno State					Opponent						
Date	Opponent	Sacks	FR	Int.	Turnovers Gained	Date	Opponent	Sacks	FR	Int.	Turnovers Lost
9/3	vs. California	2-17	1	1	2	9/3	vs. California	6-30	1	1	2
9/10	at No. 10 Nebraska	1-4	0	2	2	9/10	at No. 10 Nebraska	0-0	1	0	1
9/17	North Dakota	2-23	0	0	0	9/17	North Dakota	3-26	0	0	0
9/24	at Idaho	2-12	1	0	1	9/24	at Idaho	0-0	0	2	2
10/1	Ole Miss	1-7	0	0	0	10/1	Ole Miss	2-18	1	1	2
10/7	No. 5 Boise St.	0-0	0	0	0	10/7	No. 5 Boise St.	0-0	2	2	4
10/15	Utah State	3-15	1	0	1	10/15	Utah State	0-0	2	0	2
10/22	at Nevada	2-8	0	0	0	10/22	at Nevada	1-2	2	0	2
11/5	La Tech	1-8	0	0	0	11/5	La Tech	3-12	1	2	3
11/12	at New Mexico St.	2-17	0	1	1	11/12	at New Mexico St.	1-4	1	0	1
11/19	at Hawai'i	4-32	0	0	0	11/19	at Hawai'i	1-3	0	0	0
11/26	San Jose St.	0-0	1	1	2	11/26	San Jose St.	0-0	2	1	3
12/3	at San Diego St.	2-15	0	0	0	12/3	at San Diego St.	3-28	0	1	1
Totals	13 Games	20-143	4	5	9	Totals	13 Games	17-95	13	9	22



INDIVIDUAL GAME HIGHS

PASSING

Name	Attempts		Completions		Yards		Career 300-Yard Passing Games
	2017	Career	2017	Career	2017	Career	
Chason Virgil	34 (at Alabama)	45 (2x)	21 (at Alabama)	27 (*16 at Utah St.)	246 (UIW)	303 (*16 Air Force)	1
Marcus McMaryion	36 (at Hawai'i)	Same	24 (Nevada)	Same	299 (UNM)	Same	--
Name	Longest Pass		TDs		INTs		
	2017	Career	2017	Career	2017	Career	
Chason Virgil	40 (UIW)	85 (*16 at Toledo)	1 (2x)	3 (*16 Air Force)	1 (2x)	4 (*16 Air Force)	
Marcus McMaryion	75 (UNM)	Same	4 (at Hawai'i)	Same	2 (at Hawai'i)	Same	

RUSHING

Name	Attempts		Yards		TDs		Longest Career Run	100-Yd Games
	2017	Career	2017	Career	2017	Career		
Derrion Grim	1 (Nevada)	Same	5 (Nevada)	Same	--	--	5 (Nevada)	--
Josh Hokit	21 (at Wyoming)	Same	77 (at SDSU)	97 (*16 Hawai'i)	3 (at SDSU)	Same	26 (at SDSU)	--
KeeSean Johnson	1 (at Wyoming)	1 (4x)	0 (at Wyoming)	10 (*16 at Nevada)	--	--	10 (*16 at Nevada)	--
Saevion Johnson	5 (UIW)	Same	13 (UIW)	Same	--	--	11 (UIW)	--
Jamire Jordan	1 (at SJSU)	6 (*16 at UNLV)	-7 (at SJSU)	44 (*16 Tulsa)	--	1 (*16 Tulsa)	44 (*16 Tulsa)	--
Marcus McMaryion	9 (UNLV)	Same	65 (UNM)	Same	--	--	57 (UNM)	--
Jordan Mims	21 (at SDSU)	Same	112 (at SDSU)	Same	2 (2x)	Same	24 (UNM)	--
Dejonte O'Neal	5 (2x)	Same	37 (UIW)	Same	--	1 (*16 Sac St.)	17 (2x)	--
Deonte Perry	8 (UIW)	Same	31 (UIW)	Same	--	--	8 (UIW)	--
Ronnie Rivers	19 (at SJSU)	Same	105 (at SJSU)	Same	2 (at SJSU)	Same	30 (UIW)	1
Da'Mari Scott	2 (2x)	Same	18 (UNLV)	Same	--	--	15 (Nevada)	--
Chason Virgil	3 (at Alabama)	19 (*16 Tulsa)	4 (at Washington)	47 (*16 Tulsa)	--	2 (*16 Tulsa)	28 (*16 SDSU)	--

RECEIVING

Name	Receptions		Yards		TDs		Longest Career Reception	100-Yd Games
	2017	Career	2017	Career	2017	Career		
Justin Allen	2 (UIW)	Same	51 (UIW)	Same	1 (UIW)	Same	45 (UIW)	--
Derrion Grim	4 (UNLV)	Same	69 (Nevada)	Same	1 (at Alabama)	Same	63 (Nevada)	--
Josh Hokit	3 (Nevada)	Same	27 (UNM)	Same	--	--	27 (UNM)	--
KeeSean Johnson	8 (at Alabama)	10 (*16 Air Force)	120 (UIW)	142 (*16 Air Force)	3 (Nevada)	3 (2x)	75 (UNM)	4
Jamire Jordan	3 (UNM)	10 (*16 at Utah St.)	108 (UNM)	115 (*16 Air Force)	2 (UNM)	Same	85 (*16 at Toledo)	5
Jordan Mims	4 (at Washington)	Same	41 (at Washington)	Same	--	--	29 (UNM)	--
Dejonte O'Neal	3 (Nevada)	4 (*16 at Toledo)	25 (Nevada)	Same	--	--	16 (2x)	--
Namani Parker	1 (Nevada)	Same	1 (Nevada)	Same	--	--	1 (Nevada)	--
Jared Rice	3 (at Washington)	Same	65 (UIW)	Same	1 (2x)	1 (4x)	65 (UIW)	--
Kyle Riddering	2 (at Alabama)	3 (*16 at Utah St.)	21 (UNLV)	Same	1 (UIW)	Same	21 (UNLV)	--
Ronnie Rivers	4 (at SJSU)	Same	24 (Nevada)	Same	1 (at Wyoming)	--	21 (2x)	--
Da'Mari Scott	7 (3x)	Same	82 (at Hawai'i)	102 (*14 So. Utah)	1 (at Washington)	2 (*15 at Hawai'i)	81 (*14 So. Utah)	--
David Tangipa	1 (at Hawai'i)	Same	3 (at Hawai'i)	Same	1 (at Hawai'i)	Same	3 (at Hawai'i)	--

DEFENSE

Name	Tackles		TFL		Sacks		INT	FF
	2017	Career	2017	Career	2017	Career		
Jeffrey Allison	14 (2x)	Same	1.0 (4x)	Same	1.0 (2x)	Same	--	1 (2x)
Kevin Atkins	4 (at Wyoming)	Same	1.0 (UIW)	Same	--	--	--	--
James Bailey	9 (2x)	9 (3x)	1.0 (at Alabama)	1.5 (*16 Tulsa)	--	0.5 (*16 Tulsa)	--	1 (UNM)
Mike Bell	10 (2x)	Same	1.5 (at Washington)	Same	--	--	1 (UNM)	1 (BYU)
Patrick Belony	2 (UIW)	3 (*16 SDSU)	--	0.5 (2x)	--	--	--	--
Jaron Bryant	7 (2x)	Same	1.0 (at Alabama)	Same	--	--	2 (Nevada)	--
Richard Cage	1 (Nevada)	Same	--	--	--	--	--	--
Sherman Coleman Jr.	4 (at Washington)	Same	--	--	--	--	1 (UIW)	--
Damien DeGruy	1 (4x)	Same	1.0 (at SDSU)	Same	--	--	--	--
Jackson Finch	3 (at Alabama)	Same	--	--	--	--	--	--
Malik Forrester	6 (at SJSU)	6 (3x)	3.0 (at SJSU)	Same	2.0 (at SJSU)	Same	--	1 (at SJSU)
Tainoa Foster	2 (UIW)	Same	0.5 (UIW)	Same	--	--	--	--
Justin Green	3 (at Alabama)	8 (*15 at SJSU)	1.0 (at Hawai'i)	1.0 (6x)	1.0 (at Hawai'i)	1.0 (5x)	--	1 (*15 at Miss)
Jasad Haynes	3 (at Wyoming)	Same	0.5 (UIW)	Same	--	--	--	--
George Helmuth	11 (at Nevada)	Same	2.0 (at Washington)	Same	1.0 (2x)	Same	--	1 (at UW)
Juju Hughes	11 (UNM)	Same	2.0 (2x)	Same	1.0 (at SJSU)	Same	1 (at SJSU)	1 (at SJSU)
Keiti Iakopo	2 (at SDSU)	Same	--	--	--	--	--	--
Kwami Jones	3 (2x)	Same	1.0 (UNM)	Same	1.0 (UNM)	--	--	--
Johnny Johnson Jr.	5 (at Alabama)	Same	--	--	--	--	1 (Nevada)	--
Tank Kelly	6 (2x)	Same	1.0 (2x)	Same	--	--	--	--
Nathan Madsen	4 (at SDSU)	5 (*15 vs. Utah)	1.0 (at SDSU)	2.0 (*14 vs. SUU)	1.0	1.0 (3x)	--	--
Maamalao Mafi	1 (2x)	Same	--	--	--	--	--	--
Ka'Lonn Milton	3 (2x)	Same	--	--	--	--	--	--
Arron Mosby	1 (3x)	Same	--	--	--	--	--	--
Emeka Nдох	3 (UIW)	Same	3.0 (UIW)	Same	2.0 (UIW)	Same	--	1 (UIW)
Tobenna Okeke	6 (at Hawai'i)	9 (Air Force)	3.0 (at Hawai'i)	Same	3.0 (at Hawai'i)	Same	--	2 (at UH)
Nela Otukolo	2 (2x)	10 (*16 SDSU)	--	1.5 (*15 vs. Utah)	--	1.0 (3x)	--	1 (*16 AF)
DeShawn Potts	4 (at SJSU)	11 (*16 SDSU)	--	1.0 (*16 at Toledo)	--	--	--	--
Justin Rice	5 (at Washington)	Same	1.0 (2x)	Same	--	--	--	--
Trent Soechting	4 (Nevada)	10 (*16 Air Force)	--	1.0 (*16 at Nebraska)	--	--	--	--
Robert Stanley	5 (at SDSU)	12 (*16 SJSU)	3.0 (at SDSU)	Same	1.0 (2x)	Same	--	1 (UNLV)
Stephen Van Hook	3 (Nevada)	Same	1.0 (3x)	Same	1.0 (2x)	Same	--	--





THE LAST TIME

A Bulldog Player Had... RUSHING

300+ yards rushing:

Never

250-299 yards rushing:

261, Robbie Rouse at Nevada (11/10/12)

200-249 yards rushing:

217, Robbie Rouse vs. Nevada (11/13/10)

150-199 yards rushing:

169, Dontel James at Nevada (10/8/16)

100 yard rushing game by a quarterback:

142, Bill Yancy, at McNeese State (9/9/78)

Back-to-back 200-yard rushing games:

Robbie Rouse, 11/6/10-11/13/10

Five+ consecutive 100-yard rushing games:

9 games, Ryan Matthews, 9/5-11/7/09

Four consecutive 100-yard rushing games:

Marteze Waller, 10/10-11/8/14

2 rushers with 100 yards:

Marteze Waller (145) & Josh Quezada (112)
vs. San Jose State (11/8/14)

90+ yard rushing play:

94, Robbie Rouse vs. Colorado (9/15/12) - TD

80-89 yard rushing play:

80, Lonyae Miller vs. Hawai'i (10/4/08)

70-79 yard rushing play:

76, Marteze Waller at Boise State (10/17/14)

60-69 yard rushing play:

66, Brian Burrell vs. Nebraska (9/13/14) - TD

40+ rushing attempts:

43, Robbie Rouse at La Tech (11/6/10)

30-39 rushing attempts:

36, Robbie Rouse at Nevada (11/10/12)

2 rushers with 2 TDs:

Kilton Anderson (2), Marteze Waller (2) vs.
UNLV (10/16/15)

5 TDs rushing:

Don Driscoll vs. Cal State-Los Angeles (10/2/54)

4 TDs rushing:

Michael Pittman at San Jose State (11/15/97)

3 TDs rushing:

Josh Hokit at San Diego State (10/21/17)

3 TDs rushing by a quarterback:

Trent Dilfer vs. UNLV (10/26/91)

2 TDs rushing by a quarterback:

Kilton Anderson vs. UNLV (10/16/15)

RECEIVING

200+ yards receiving:

264, Davante Adams at San Jose St. (11/29/13)

150-199 yards receiving:

194, Aaron Peck at UNLV (10/1/16)

2 receivers with 100 yards receiving:

Jamire Jordan (108),
KeeSean Johnson (105) vs. New Mexico (10/14/17)

3 receivers with 100 yards receiving:

Davante Adams (246), Josh Harper (161),
Isaiah Burse (112) vs. New Mexico (11/23/13)

90+ yard pass play:

97, Isaiah Burse from Derek Carr vs. Colorado
(9/15/12) - TD

80-89 yard pass play:

80, Aaron Peck from Chason Virgil at UNLV
(10/1/16) - TD

70-79 yard pass play:

75, KeeSean Johnson from Marcus McMaryion
vs. New Mexico (10/14/17)

60-69 yard pass play:

63, Derrion Grim from Marcus McMaryion vs.
Nevada (9/30/17)

50-59 yard pass play:

53, KeeSean Johnson from Zach Kline vs.
San Jose State (11/26/16)

10-14 receptions:

KeeSean Johnson (10) vs. Air Force (10/28/16)

15+ or more receptions:

Isaiah Burse (17) vs. Utah State (12/7/13)

2+ receivers with 10 or more catches:

Davante Adams (13), Isaiah Burse (10)

at San Jose St. (11/29/13)

2 receivers with 2 TDs:

Davante Adams (4), Josh Harper (3)
vs. New Mexico (11/23/13)

A TE with two TDs:

Chad Olsen (2) at UNLV (10/10/14) & vs. ACU (9/3/15)

3+ TDs receiving:

KeeSean Johnson (3) vs. Nevada (9/30/17)

Back-to-back games with 2+ TDs receiving:

Davante Adams
11/23/13 vs. UNM (4), 11/29/13 (3) at SJSU

Back-to-back 100-yard plus receiving games:

Davante Adams (3),
11/23/13 (246) -11/29/13 (264) - 12/7/13 (168)

Back-to-back 200-yard plus receiving games:

Davante Adams
11/23/13 vs. UNM (246), 11/29/13 at SJSU (264)

Had three consec. 100-yard plus receiving games:

Davante Adams, 11/23/13 (246) -11/29/13 (264) -
12/7/13 (168)

Five receivers with TDs:

D. Scott (2), J. Jordan (1), J. Blandin (1),
C. Olsen (1), M. Waller at Hawai'i (11/14/15)

Four receivers with TDs:

J. Jordan (1), J. Allen (1), J. Rice (1),
K. Riddering (1) vs. Incarnate Word (9/2/17)

Three receivers with TDs:

KeeSean Johnson (1), Jared Rice (1),
David Tangipa (1) at Hawai'i (11/11/17)

Caught a TD in six-straight games:

Davante Adams (9 games), 10/5/13-12/21/13

An OL caught a pass:

Adam McDowell (3 yards) at No. 8 Boise State
(11/28/08)

PASSING

500-plus yards passing:

519, Derek Carr at San Jose St. (11/29/13)

400-499 yards passing:

404, Derek Carr vs. Utah State (12/7/13)

3+ Consecutive 300+ passing games:

Derek Carr (5), 11/2/13-12/7/13

Back-to-back 500-yard plus passing games:

Derek Carr,
vs. UNM (522) 11/22/13, at SJSU (519) 11/29/13

7 TDs passing:

Derek Carr vs. New Mexico (11/23/13)*

6 TDs passing:

Zack Greenlee at Hawai'i (11/14/15)

5 TDs passing:

Derek Carr at Idaho (10/5/13)

4 TDs passing:

Marcus McMaryion at Hawai'i (11/11/17)

Back-to-back games with 4+ TD passes:

Derek Carr (three games)
at Wyoming (4), vs. New Mexico (7), SJSU (6)
11/9/13-11/29/2013

Three 50+ yard TD passes in the same game:

Derek Carr 59 yards to Davante Adams, 57 yards
to Davante Adams, 59 yards to Josh Harper
vs. New Mexico (11/23/13)

Two 50+ yard TD passes in the same game:

Derek Carr 97 yards to Isaiah Burse & 60 yards
to Davante Adams vs. Colorado (9/15/12)

Two 50+ yard TD passes in the same quarter:

Derek Carr, 59 yards to Davante Adams & 59 yards
to Josh Harper vs. New Mexico (11/23/13) - 3rd Qtr.

Three Quarterbacks throw TD in same game:

B. Burrell (2), B. Connette (1), Z. Greenlee (1)
vs. Southern Utah (9/20/14)

50+ pass attempts:

59, Brian Burrell vs. Nebraska (9/13/14)

40-49 pass attempts:

44, Chason Virgil at Utah State (10/22/16)

40+ pass completions

52*, Derek Carr vs. Rutgers (8/29/13)

30-39 pass completions

30, Brian Burrell at Boise St.-MWC Game (12/6/14)

DEFENSE

15+ tackles:

15, Stratton Brown vs. Air Force (11/26/16)

12-14 tackles:

14, Jeffrey Allison vs. BYU (11/4/17)

10+ tackles by a DL:

14, Tyeler Davison at UNLV (10/10/14)

3+ sacks:

3.0, Tobenna Okeke at Hawai'i (11/11/17)

4.5+ tackles for a loss:

4.5, Ejiro Ederaine at San Diego St. (10/26/13)

4.0 tackles for a loss:

4.0, Ejiro Ederaine at Boise St.-MWC Game (12/6/14)

3 interceptions:

Phillip Thomas vs. Colorado (9/15/12)

2 interceptions:

Jaron Bryant vs. Nevada (9/30/17)

Interception return for TD

Jaron Bryant (18 yards) vs. Nevada (9/30/17)

Two interception returns for TD

*Phillip Thomas (16 & 43 yards) vs. Colorado
(9/15/12)

Two players with interception returns for TDs

Patrick Su'a (20) and Tristan Okpalauogo (21)
at Tulsa (9/22/12)

Fumble recovery for TD:

Ejiro Ederaine (*78 yards)
at San Diego St. (10/26/13)

Two players with fumble recoveries for TDs:

Tyler Davison (0 yards), Travis Brown (26 yards)
at Nevada (11/10/12)

Recovered two fumbles in a game:

Ben Jacobs vs. Louisiana Tech (11/21/09)

Forced three fumbles in a game:

Ben Jacobs vs. Louisiana Tech (11/29/09)

Forced & recovered a fumble in the same game:

George Helmuth at Washington (9/16/17)

Scored on a safety:

Emeka Ndohe vs. Incarnate Word (9/2/17)

SPECIAL TEAMS

Blocked a field goal:

James Bailey vs. Nevada (9/1/17)

Returned a blocked field goal for a touchdown:

Isaiah Green (59 yards) at San Diego St. (12/3/11)

Blocked a PAT:

Nikko Mota vs. Nevada (11/2/13)

Blocked 2 PATs in a game:

Cody Wichmann vs. California (9/3/11)

Returned a PAT for Two Points:

Charles Washington vs. San Diego State (9/29/12)

Blocked a punt:

DeShawn Potts at UNLV (10/1/16)

Returned a blocked punt for a touchdown:

T.J. Thomas (9 yards) vs. San Jose State (11/8/14)

Returned a kickoff for a TD:

A.J. Jefferson (92 yards) vs. Nevada (11/7/08)

Returned an opening kickoff for a TD:

Has not happened in last 10 seasons

Recovered an onside kick attempt:

Michael Martens vs. Utah (9/19/15)

Returned a punt for a TD:

Isaiah Burse (2, 61/58 yards) vs. Cal Poly (9/7/13)

Returned 2 punts for TD in same game:

Isaiah Burse (61 & 58 yards) vs. Cal Poly (9/7/13)

Made 4 FGs in a Game:

Quentin Breshears at No. 4 Oregon (9/8/12)

Kicked a field goal of 55+ yards

*58, Kevin Goessling at Utah State (10/25/08)

Kicked a field goal of 50-54 yards

50, Kevin Goessling vs. Illinois (12/3/10)

TOTAL OFFENSE/ALL-PURPOSE

500 yards total offense:

551, Derek Carr at San Jose St. (11/29/13)

400-499 yards total offense:

482, Derek Carr vs. Nevada (11/2/13)

300+ all-purpose yards:

311, Robbie Rouse at Louisiana Tech (11/6/10)

* denotes school record





THE LAST TIME

A Bulldog Team Had... OFFENSE

90+ points: 94, vs. New Mexico (10/5/91)
80-89 points: 80, vs. Fort Ord (1942)
70-79 points: 70, vs. Hawai'i (11/12/04)
60-69 points: 66, vs. Incarnate Word (9/2/17)
50-59 points: 56, vs. Southern Utah (9/20/14)
0 points: at Colorado State (11/5/16)
0 points in 1st half: at Colorado State (11/5/16)
0 points in 2nd half: San Jose State (11/26/16)
Did not score a Touchdown:
 at Colorado State (11/5/16)
Scored 3-plus TDs in 4th Quarter: 3- vs. Sacramento State (9/10/16)
400+ yards rushing: *503, vs. Hawai'i (11/12/04)
300-399 yards rushing:
 389, vs. Southern Utah (9/20/14)
Less than 100 yards rushing:
 58, at No. 1 Alabama (9/9/17)
Negative rushing yards:
 -16, vs. SMU (12/24/12)
70+ rushing attempts: *71, vs. Pacific (11/9/91)
60-69 rushing attempts: 64, vs. Hawai'i (11/12/04)
50-59 rushing attempts: 51, at San Jose State (10/7/16)
Less than 10 rushing attempts: 6 vs. USC (12/21/14)
7+ rushing TDs: 9, vs. Hawai'i (11/12/04)
6 rushing TDs: at San Jose State (11/27/04)
5 rushing TDs: vs. Colorado (9/15/12)
500+ yards passing:
 519, at San Jose St. (11/29/13)
Less than 100 yards passing:
 77, at San Diego State (10/3/15)
50+ pass attempts: 59, vs. Nebraska (9/13/14)
40+ pass completions: *52, vs. Rutgers (8/29/13)
30-39 pass completions: 30, vs. Nebraska (9/13/14)
Had 12+ players catch a pass:
 12, at No. 19 Oregon (9/15/07)
600+ total net yards: 613, vs. Incarnate Word (9/2/17)
500-599 total net yards:
 526 vs. New Mexico (10/14/17)
Less than 150 total net yards:
 125, at Boise State (11/19/11)
Less than 100 total net yards:
 89, at San Diego State (10/3/15)
Had a 200-yard rusher and 200-yard passer:
 at Nevada (11/10/12) - Robbie Rouse (261 rushing) & Derek Carr (220 passing)
37+ minutes of possession:
 38:15, at Hawai'i (11/19/11)
 37:13, at Hawai'i (11/14/15)
 37:01, at San Jose State (10/7/17)

DEFENSE

Shutout an opponent: vs. New Mexico (10/14/17)
Shutout an opponent in the 1st half:
 at Wyoming (11/18/17)
Shutout an opponent in the 2nd half:
 at San Diego State (10/21/17)
Allowed 50+ points: 52, at Toledo (9/17/16)
Held two opponents scoreless in the same season:
 2017, New Mexico (38-0) & Incarnate Word (66-0)
Held an opponent to 0 or no yards in a quarter:
 -3 yards, 4th qtr, at Boise St.-MWC Game (12/6/14)
7+ interceptions: *7, vs. Idaho State (9/21/68)
6 interceptions: vs. Georgia Tech (12/31/02)
5 interceptions: vs. Oregon State (9/5/03)
4 interceptions: at Idaho (10/5/13)
3 interceptions: vs. Nevada (9/30/17)
Interception by a defensive lineman:
 Nikko Mota at Idaho (10/5/13)
4+ fumble recoveries: vs. New Mexico St. (11/11/06)
3 fumble recoveries: at Nevada (11/22/14)
13+ TFL in a game: vs. (13) New Mexico (11/23/13)
12 TFL in a game: vs. Cincinnati (9/4/10)

11 TFL in a game: vs. Hawai'i (11/29/14)
10 TFL in a game: at Washington (9/16/17)
8+ Sacks in a game: 8, vs. Utah State (12/7/13)
7 Sacks in a game: at Idaho (10/5/13)
6 Sacks in a game: vs. UNLV (10/16/15)
5 Sacks in a game: at Hawai'i (11/11/17)
Scored 3 Defensive Touchdowns: at Nevada (11/10/12) - Tyeler Davison (0-yd FR); Travis Brown (26-yd FR); Derron Smith (34-yd INT return)
Scored on a safety: vs. Incarnate Word (9/2/17)

TURNOVERS

Forced 6 or more turnovers in a game:
 7 - vs. Georgia Tech (12/31/02) - 6 INT, 1 FR
Forced 5 turnovers in a game:
 at Idaho (10/5/13) - 4 INT, 1 FR
Forced 4 turnovers in a game:
 at San Jose State (10/7/17) - 2 INT, 2 FR
Committed 6 or more turnovers in a game:
 6, vs. Hawai'i (10/4/08) 3 FL, 3 INT
Committed 5 turnovers in a game:
 at Hawai'i (9/28/13) - 3 FL, 2 INT
Committed 4 turnovers in a game:
 vs. Air Force (10/28/16) - 4 INT
Did not force a turnover: vs. UNLV (10/28/17)
Did not force a turnover in back-to-back games:
 vs. San Diego State and at Utah State, 10/14/16-10/22/16
Did not force a turnover in 3-straight games:
 vs. Utah St., Idaho & Nevada, 10/31-11/14, 2009
Did not commit a turnover: vs. BYU, 11/4/17
Did not commit a turnover in back-to-back games:
 vs. Wyoming and New Mexico, 11/9/13, 11/23/13
Did not commit a turnover in 3-straight games:
 vs. Rice, Colorado St. & SMU, 9/28-10/12, 2002
Lost 4 or more fumbles: 4, vs. Idaho (11/27/10)
Lost 3 fumbles: at Hawai'i (9/28/13)

SPECIAL TEAMS

Scored 13 or more points kicking:
 14, vs. Incarnate Word (9/2/17)
Scored 10-12 points kicking: 11, vs. Nevada (9/30/17)
Punted 11+ times: 12, at Toledo (9/17/16)
Punted 10 times: at San Diego St. (10/3/15)
Did not punt: vs. Hawai'i (10/4/08)
Totalled 200 or more kickoff return yards:
 209, vs. San Jose State (9/26/15)
Totalled 100 or more punt return yards:
 130, vs. Cal Poly (9/7/13)
Missed a PAT: vs. UNLV (10/28/17)
Had a PAT Blocked: vs. USC (12/21/13)
Successful two-point conversion:
 at San Jose St. (11/29/13) - Derek Carr pass to Isaiah Burse
Had a FG Blocked: Hawai'i (11/19/16)
Recovered an onside's kick: vs. Utah (9/19/15)

An Opposing Team Had...

30+ carries:
 38, Donnell Pumphrey, San Diego State (10/14/16)
200+ yards rushing:
 220, Donnell Pumphrey, San Diego State (10/14/16)
150+ yards rushing:
 154, Jalen Hurts, Alabama (9/9/17)
2 rushers with 100 yards:
 D'Angelo Brewer (252), James Flanders (101) Tulsa (9/24/16)
45+ pass attempts:
 48, Ty Gangi, Nevada (9/30/17)
30+ pass completions:
 31, Ty Gangi, Nevada (9/30/17)
400+ yards passing:
 547, David Fales, San Jose St. (11/29/13)
80+ yard rushing play:
 91, Dalton Sneed, UNLV (10/1/16)

70-79 yard rushing play:
 79, Tedder Easton, Wyoming (11/9/13)
60-69 yard rushing play:
 62, Don Jackson, Nevada (11/5/15)
80+ yard pass play:
 86, Joe Gray to Jabari Carr, San Jose State (11/8/14)
70+ yard pass play:
 73, Jake Browning to Dante Pettis, Washington (9/16/17)
60-69 yard pass play:
 61, Dalton Sneed to Elijah Trosclair, UNLV (10/1/16)
10+ receptions:
 10, Wyatt Demps, Nevada (9/30/17)
200 yards receiving:
150-199 yards receiving:
 164, Tyler Winston, San Jose St. (11/29/13)
 160, Kyle Nunn, San Jose St. (11/29/13)
4+ field goals:
 Daniel Gutierrez (4), UNLV (10/28/17)
A 50+ yard field goal:
 51, Bryce Crawford, San Jose State (10/7/17)
Punt return for a TD:
 Dante Pettis (77 yards), Washington (9/16/17)
Kickoff return for a TD:
 Kevin Nutt (96 yards), Colorado St. (11/28/15)
Returned an opening kickoff for a TD:
 Wade Lockett (100 yards), CS Fullerton (11/2/85)
Fumble recovery for a TD:
 S. Tu'ikolovatu (37 yards), No. 21 Utah (9/19/15)
Interception return for a TD:
 Solomon Matautia (19 yards), Hawai'i (11/11/17)
2 Interceptions: Brodie Hicks, Air Force (10/28/16)
3 Interceptions: Dameon Baber, Nevada (11/5/15)
Blocked Punt: Jentz Painter, Utah State (10/22/16)
Blocked FG: Viane Moala, Hawai'i (11/19/16)
Returned a blocked punt for a touchdown:
 Austin Cheney, Utah State (10/22/16)

An Opposing Team Had...

400+ yards rushing: 458, Air Force (10/24/15)
300+ yards rushing: 305, No. 1 Alabama (9/9/17)
Less than 50 yards rushing: -30, Incarnate Word (9/2/17)
Negative yards rushing: -30, Incarnate Word (9/2/17)
500+ yards passing:
 547, San Jose State (11/29/13)
400-499 yards passing:
 410, No. 14 Hawai'i (11/10/07)
Less than 100 yards passing:
 90, San Diego State (10/21/17)
700 yards plus total offense:
 701, at No. 15 USC (8/30/14)
600-699 yards plus total offense:
 617, Tulsa (9/24/16)
500-599 yards total offense:
 520, BYU (11/15/15)
Less than 200 yards total offense:
 125, Incarnate Word (9/2/17)
Less than 105 yards total offense:
 104, Sacramento State (9/1/04)
10 or fewer first downs: (8) Incarnate Word (9/2/17)
60+ points: 73, at No. 14 Ole Miss (9/12/15)
50-59 points: 52, Toledo (9/17/16)
40-49 points: 38, at Washington (9/16/17)
Attempted a two-point conversion:
 Hawai'i (11/11/17) - pass converted, pass failed
Successful two-point conversion:
 Hawai'i (11/11/17) - pass by Dru Brown to Dylan Collie
Scored on a safety:
 Utah State, team safety (10/10/15)
40+ minutes of possession:
 42:38, Air Force (10/24/15)
37-40 minutes of possession:
 37:19, San Diego St. (10/14/15)

* School record





JEFFREY ALLISON'S CAREER STATS

TACKLES	G	UA	A	TOTAL	TFL	YDS	PD	FF	FR	BLKD	QBH
2016	12	8	13	21	0.0	0	0	0	0	0	0
2017	11	63	36	99	4.5	21	3	2	2	0	0
TOTAL	23	71	49	120	4.5	21	3	2	2	0	0

SACKS	G	UA	A	TOTAL	YDS
2016	12	0	0	0.0	0
2017	11	2	0	2.0	13
TOTAL	23	2	0	2.0	13

JAMES BAILEY'S CAREER STATS

TACKLES	G	UA	A	TOTAL	TFL	YDS	PD	FF	FR	BLKD	QBH
2015	12	32	15	47	2.0	2	2	0	1	0	1
2016	12	32	27	59	5.0	11	4	0	1	0	1
2017	11	29	26	55	3.5	7	1	1	0	1	0
TOTAL	35	93	68	161	10.5	20	7	1	2	1	2

SACKS	G	UA	A	TOTAL	YDS
2015	12	0	0	0.0	0
2016	12	0	1	0.5	3
2017	11	0	0	0.0	0
TOTAL	35	0	1	0.5	3

MIKE BELL'S CAREER STATS

INTERCEPTIONS	G	NO.	YDS	TD	LG	AVG/R	AVG/G
2016	12	0	0	0	0	0.0	0.0
2017	9	1	18	0	18	18.0	2.0
TOTAL	21	1	18	0	18	18.0	0.9

TACKLES	G	UA	A	TOTAL	TFL	YDS	PD	FF	FR	BLKD	QBH
2015	0	0	0	0	0.0	0	0	0	0	0	0
2016	12	17	18	35	2.5	4	1	0	0	0	0
2017	9	39	17	56	2.0	6	4	1	2	0	0
TOTAL	21	56	35	91	4.5	10	5	1	2	0	0

JARON BRYANT'S CAREER STATS

INTERCEPTIONS	G	NO.	YDS	TD	LG	AVG/R	AVG/G
2016	11	0	0	0	0	0.0	0.0
2017	11	3	20	1	18	6.7	1.8
TOTAL	22	3	20	1	18	6.7	0.9

TACKLES	G	UA	A	TOTAL	TFL	YDS	PD	FF	FR	BLKD	QBH
2016	11	2	4	6	0.0	0	0	0	0	0	0
2017	11	35	13	48	1.5	4	9	1	0	0	0
TOTAL	22	37	17	54	1.5	4	9	1	0	0	0

JIMMY CAMACHO'S CAREER STATS

SCORING	G	TD	RUSH	PASS	RETN	PAT	2PAT	FG	TOTAL	AVG/G
2015	2	0	0	0	0	0	0	2	6	3.0
2016	8	0	0	0	0	0	0	0	0	0.0
2017	11	0	0	0	0	34	0	19	91	8.3
TOTAL	21	0	0	0	0	34	0	21	97	4.6

FIELD GOALS	G	ATT	MADE	LG	PCT
2015	2	4	2	44	50.0
2016	8	0	0	0	0.0
2017	11	23	19	50	82.6
TOTAL	21	27	21	50	77.8

BLAKE CUSICK'S CAREER STATS

PUNTING	G	NO.	YARDS	LG	AVG
2016	12	78	2990	59	38.3
2017	11	51	2189	66	42.9
TOTAL	23	129	5179	66	40.1

MALIK FORRESTER'S CAREER STATS

TACKLES	G	UA	A	TOTAL	TFL	YDS	PD	FF	FR	BLKD	QBH
2016	11	21	17	38	5.0	12	0	0	0	0	0
2017	11	15	9	24	5.0	27	1	1	0	0	2
TOTAL	22	36	26	62	10.0	39	1	1	0	0	2

SACKS	G	UA	A	TOTAL	YDS
2016	11	0	2	1.0	6
2017	11	3	0	3.0	22
TOTAL	22	3	2	4.0	28

JUSTIN GREEN'S CAREER STATS

TACKLES	G	UA	A	TOTAL	TFL	YDS	PD	FF	FR	BLKD	QBH
2014	7	1	0	1	0.0	0	0	0	1	0	0
2015	10	10	6	16	4.0	13	0	1	0	0	0
2016	12	6	2	8	2.0	4	0	0	0	0	0
2017	11	3	5	8	1.0	5	0	0	0	0	0
TOTAL	40	20	13	33	7.0	22	0	1	1	0	0

SACKS	G	UA	A	TOTAL	YDS
2014	7	0	0	0.0	0
2015	10	3	0	3.0	11
2016	12	1	0	1.0	1
2017	11	1	0	1.0	5
TOTAL	40	5	0	5.0	17

GEORGE HELMUTH'S CAREER STATS

TACKLES	G	UA	A	TOTAL	TFL	YDS	PD	FF	FR	BLKD	QBH
2015	12	11	6	17	0.0	0	0	0	2	0	0
2016	12	3	4	7	0.0	0	0	0	0	0	0
2017	11	44	26	70	5.5	23	1	1	2	0	2
TOTAL	35	58	36	94	5.5	23	1	1	4	0	2

SACKS	G	UA	A	TOTAL	YDS
2015	12	0	0	0.0	0
2016	12	0	0	0.0	0
2017	11	2	0	2.0	15
TOTAL	35	2	0	2.0	15

JOSH HOKIT'S CAREER STATS

RUSHING	G	ATT	YDS	TD	LG	AVG/C	AVG/G
2016	12	27	130	0	18	4.8	10.8
2017	11	103	464	7	26	4.5	42.2
TOTAL	23	130	594	7	26	4.6	25.8

PASSING	G	ATT	CMP	INT	YDS	TD	LG	PCT	AVG/P	AVG/G	EFFIC
2016	12	0	0	0	0	0	0	0.0	0.0	0.0	0.0
2017	11	2	2	0	81	2	65	100.0	40.5	7.4	770.2
TOTAL	23	2	2	0	81	2	65	100.0	40.5	3.5	770.2

TOTAL OFFENSE

TOTAL OFFENSE									
2016	12	130	0	130	10.8				
2017	11	464	81	545	49.5				
TOTAL	23	594	81	675	29.3				
RECEIVING	G	REC	YDS	TD	LG	REC/G	AVG/C	AVG/G	
2016	12	0	0	0	0	0.0	0.0	0.0	
2017	11	11	91	0	27	1.0	8.3	8.3	
TOTAL	23	11	91	0	27	0.5	8.3	4.0	
SCORING	G	TD	RUSH	PASS	RETN	PAT	2PAT	FG	TOTAL
2016	12	0	0	0	0	0	0	0	0
2017	11	7	7	0	0	0	0	0	42
TOTAL	23	7	7	0	0	0	0	0	42

JUJU HUGHES' CAREER STATS

INTERCEPTIONS	G	NO.	YDS	TD	LG	AVG/R	AVG/G
2016	12	0	0	0	0	0.0	0.0
2017	11	1	0	0	0	0.0	0.0
TOTAL	23	1	0	0	0	0.0	0.0

TACKLES	G	UA	A	TOTAL	TFL	YDS	PD	FF	FR	BLKD	QBH
2016	12	8	10	18	1.5	7	0	0	0	0	0
2017	11	43	14	57	6.0	12	7	1	0	0	1
TOTAL	23	51	24	75	7.5	19	7	1	0	0	1

SACKS

SACKS	G	UA	A	TOTAL	YDS
2016	12	0	0	0.0	0
2017	11	1	0	1.0	4
TOTAL	23	1	0	1.0	4

KEESEAN JOHNSON'S CAREER STATS

RECEIVING	G	REC	YDS	TD	LG	REC/G	AVG/C	AVG/G
2015	12	37	337	2	29	3.1	9.1	28.1
2016	12	66	773	6	53	5.5	11.7	64.4
2017	11	58	741	6	75	5.3	12.8	67.4
TOTAL	35	161	1851	14	75	4.6	11.5	52.9

SCORING	G	TD	RUSH	PASS	RETN	PAT	2PAT	FG	TOTAL	AVG/G
2015	12	2	0	2	0	0	0	0	12	1.0
2016	12	6	0	6	0	0	0	0	36	3.0
2017	11	6	0	6	0	0	0	0	36	3.3
TOTAL	35	14	0	14	0	0	0	0	84	2.4

PUNT RETURNS

PUNT RETURNS	G	NO.	YDS	TD	LG	AVG/R	AVG/G
2015	12	1	7	0	7	7.0	0.6
2016	12	6	36	0	10	6.0	3.0
2017	11	4	21	0	14	5.2	1.9
TOTAL	35	11	64	0	14	5.8	1.8

KICK RETURNS

KICK RETURNS	G	NO.	YDS	TD	LG	AVG/R	AVG/G
2015	12	0	0	0	0	0.0	0.0
2016	12	11	227	0	29	20.6	18.9
2017	11	0	0	0	0	0.0	0.0
TOTAL	35	11	227	0	29	20.6	6.5

ALL PURPOSE

ALL PURPOSE	G	RUSH	REC	PR	KR	IR	TOTAL	AVG/G
2015	12	0	337	7	0	0	344	28.7
2016	12	13	773	36	227	0	1049	87.4
2017	11	0	741	21	0	0	762	69.3
TOTAL	35	13	1851	64	227	0	2155	61.6

JAMIRE JORDAN'S CAREER STATS

RUSHING	G	ATT	YDS	TD	LG	AVG/C	AVG/G
2015	12	10	55	1	25	5.5	4.6
2016	12	17	83	1	14	4.9	6.9
2017	11	1	-7	0	0	-7.0	-0.6
TOTAL	35	28	131	2	25	4.7	3.7

RECEIVING	G	REC	YDS	TD	LG	REC/G	AVG/C	AVG/G
2015	12	46	540	5	82	3.8	11.7	45.0
2016	12	45	713	2	85	3.8	15.8	59.4
2017	11	15	373	3	70	1.4	24.9	33.9
TOTAL	35	106	1626	10	85	3.0	15.3	46.5

SCORING	G	TD	RUSH	PASS	RETN	PAT	2PAT	FG	TOTAL	AVG/G
2015	12	6	1	5	0	0	0	0	36	3.0
2016	12	3	1	2	0	0	0	0	18	1.5
2017	11	3	0	3	0	0	0	0	18	1.6
TOTAL	35	12	2	10	0	0	0	0	72	2.1

KICK RETURNS

KICK RETURNS	G	NO.	YDS	TD	LG	AVG/R	AVG/G
2015	12	16	315	0	50	19.7	26.2
2016	12	12	253	0	28	21.1	21.1
2017	11	5	179	0	71	35.8	16.3
TOTAL	35	33	747	0	71	22.6	21.3

ALL PURPOSE

ALL PURPOSE	G	RUSH	REC	PR	KR	IR	TOTAL	AVG/G
2015	12	55	540	0	315	0	910	75.8
2016	12	83	713	0	253	0	1049	87.4
2017	11	-7	373	0	179	0	545	49.5
TOTAL	35	131	1626	0	747	0	2504	71.5





TANK KELLY'S CAREER STATS

INTERCEPTIONS	G	NO.	YDS	TD	LG	AVG/R	AVG/G
2015	9	0	0	0	0	0.0	0.0
2016	7	0	0	0	0	0.0	0.0
2017	11	1	0	0	0	0.0	0.0
TOTAL	27	1	0	0	0	0.0	0.0

TACKLES	G	UA	A	TOTAL	TFL	YDS	PD	FF	FR	BLKD	QBH
2014	0	0	0	0	0.0	0	0	0	0	0	0
2015	9	10	6	16	0.0	0	0	0	0	0	0
2016	7	6	2	8	0.0	0	2	0	0	0	0
2017	11	32	7	39	2.0	8	6	0	0	0	0
TOTAL	27	48	15	63	2.0	8	8	0	0	0	0

NATHAN MADSEN'S CAREER STATS

TACKLES	G	UA	A	TOTAL	TFL	YDS	PD	FF	FR	BLKD	QBH
2014	14	4	7	11	2.0	2	2	0	0	0	0
2015	11	10	9	19	3.5	16	0	0	0	0	1
2016	12	11	11	22	1.5	11	0	0	0	0	1
2017	11	9	6	15	3.5	13	1	0	0	0	2
TOTAL	48	34	33	67	10.5	42	3	0	0	0	4

SACKS	G	UA	A	TOTAL	YDS
2014	14	0	0	0.0	0
2015	11	1	1	1.5	10
2016	12	1	1	1.5	11
2017	11	1	0	1.0	7
TOTAL	48	3	2	4.0	28

DEJONTE O'NEAL'S CAREER STATS

RUSHING	G	ATT	YDS	TD	LG	AVG/C	AVG/G
2015	4	16	56	0	11	3.5	14.0
2016	4	16	57	1	17	3.6	14.2
2017	10	19	103	0	17	5.4	10.3
TOTAL	18	51	216	1	17	4.2	12.0

RECEIVING	G	REC	YDS	TD	LG	REC/G	AVG/C	AVG/G
2015	4	0	0	0	0	0.0	0.0	0.0
2016	4	7	18	0	8	1.8	2.6	4.5
2017	10	7	58	0	16	0.7	8.3	5.8
TOTAL	18	14	76	0	16	0.8	5.4	4.2

SCORING	G	TD	RUSH	PASS	RETN	PAT	2PAT	FG	TOTAL	AVG/G
2015	4	0	0	0	0	0	0	0	0	0.0
2016	4	1	1	0	0	0	0	0	6	1.5
2017	10	0	0	0	0	0	0	0	0	0.0
TOTAL	18	1	1	0	0	0	0	0	6	0.3

PUNT RETURNS	G	NO.	YDS	TD	LG	AVG/R	AVG/G
2015	4	0	0	0	0	0.0	0.0
2016	4	0	0	0	0	0.0	0.0
2017	10	3	40	0	44	13.3	4.0
TOTAL	18	3	40	0	44	13.3	2.2

KICK RETURNS	G	NO.	YDS	TD	LG	AVG/R	AVG/G
2015	4	0	0	0	0	0.0	0.0
2016	4	8	241	0	59	30.1	60.2
2017	10	17	335	0	29	19.7	33.5
TOTAL	18	25	576	0	59	23.0	32.0

ALL PURPOSE	G	RUSH	REC	PR	KR	IR	TOTAL	AVG/G
2015	4	56	0	0	0	0	56	14.0
2016	4	57	18	0	241	0	316	79.0
2017	10	103	58	40	335	0	536	53.6
TOTAL	18	216	76	40	576	0	908	50.4

TOBENNA OKEKE'S CAREER STATS

TACKLES	G	UA	A	TOTAL	TFL	YDS	PD	FF	FR	BLKD	QBH
2014	13	3	2	5	2.5	7	0	0	0	0	1
2015	9	13	9	22	3.5	10	0	0	0	0	3
2016	12	22	30	52	2.5	17	0	1	0	0	2
2017	11	17	12	29	9.0	30	0	3	0	0	0
TOTAL	45	55	53	108	17.5	64	0	4	0	0	6

SACKS	G	UA	A	TOTAL	YDS
2014	13	1	1	1.5	6
2015	9	1	0	1.0	6
2016	12	2	1	2.5	17
2017	11	5	0	5.0	24
TOTAL	45	9	2	10.0	53

NELA OTUKOLO'S CAREER STATS

TACKLES	G	UA	A	TOTAL	TFL	YDS	PD	FF	FR	BLKD	QBH
2015	8	16	9	25	3.5	16	0	0	1	0	0
2016	10	27	21	48	5.5	10	1	1	0	0	0
2017	11	3	2	5	0.0	0	0	0	0	0	0
TOTAL	29	46	32	78	9.0	26	1	1	1	0	0

SACKS	G	UA	A	TOTAL	YDS
2015	8	2	0	2.0	15
2016	10	1	1	1.5	3
2017	11	0	0	0.0	0
TOTAL	29	3	1	3.5	18

DESHAWN POTTS' CAREER STATS

TACKLES	G	UA	A	TOTAL	TFL	YDS	PD	FF	FR	BLKD	QBH
2015	8	13	5	18	0.0	0	2	0	0	0	0
2016	12	29	30	59	1.0	1	5	0	1	1	0
2017	11	6	4	10	0.0	0	1	0	0	0	0
TOTAL	31	48	39	87	1.0	1	8	0	1	1	0

JARED RICE'S CAREER STATS

RECEIVING	G	REC	YDS	TD	LG	REC/G	AVG/C	AVG/G
2016	11	4	6	2	3	0.4	1.5	0.5
2017	10	10	206	2	65	1.0	20.6	20.6
TOTAL	21	14	212	4	65	0.7	15.1	10.1

KYLE RIDDERING'S CAREER STATS

RECEIVING	G	REC	YDS	TD	LG	REC/G	AVG/C	AVG/G
2015	9	2	7	0	4	0.2	3.5	0.8
2016	12	7	33	0	12	0.6	4.7	2.8
2017	11	6	44	1	21	0.5	7.3	4.0
TOTAL	32	15	84	1	21	0.5	5.6	2.6

DA'MARI SCOTT'S CAREER STATS

RUSHING	G	ATT	YDS	TD	LG	AVG/C	AVG/G
2013	10	0	0	0	0	0.0	0.0
2014	14	0	0	0	0	0.0	0.0
2015	11	1	3	0	3	3.0	0.3
2017	11	7	56	0	15	8.0	5.1
TOTAL	46	8	59	0	15	7.4	1.3

RECEIVING	G	REC	YDS	TD	LG	REC/G	AVG/C	AVG/G
2013	10	2	19	0	11	0.2	9.5	1.9
2014	14	8	214	1	81	0.6	26.8	15.3
2015	11	24	364	3	42	2.2	15.2	33.1
2017	11	48	505	1	35	4.4	10.5	45.9
TOTAL	46	82	1102	5	81	1.8	13.4	24.0

SCORING	G	TD	RUSH	PASS	RETN	PAT	2PAT	FG	TOTAL	AVG/G
2013	10	0	0	0	0	0	0	0	0	0.0
2014	14	1	0	1	0	0	0	0	6	0.4
2015	11	3	0	3	0	0	0	0	18	1.6
2017	11	1	0	1	0	0	0	0	6	0.5
TOTAL	46	5	0	5	0	0	0	0	30	0.7

PUNT RETURNS	G	NO.	YDS	TD	LG	AVG/R	AVG/G
2013	10	0	0	0	0	0.0	0.0
2014	14	1	14	0	0	14.0	1.0
2015	11	5	32	0	21	6.4	2.9
2017	11	1	7	0	7	7.0	0.6
TOTAL	46	7	53	0	21	7.6	1.2

KICK RETURNS	G	NO.	YDS	TD	LG	AVG/R	AVG/G
2013	10	20	392	0	31	19.6	39.2
2014	14	16	329	0	37	20.6	23.5
2015	11	26	579	0	66	22.3	52.6
2017	11	7	170	0	63	24.3	15.5
TOTAL	46	69	1470	0	66	21.3	32.0

ALL PURPOSE	G	RUSH	REC	PR	KR	IR	TOTAL	AVG/G
2013	10	0	19	0	392	0	411	41.1
2014	14	0	214	14	329	0	557	39.8
2015	11	3	364	32	579	0	978	88.9
2017	11	56	505	7	170	0	738	67.1
TOTAL	46	59	1102	53	1470	0	2684	58.3

TRENT SOECHTING'S CAREER STATS

TACKLES	G	UA	A	TOTAL	TFL	YDS	PD	FF	FR	BLKD	QBH
2016	12	17	19	36	2.0	9	0	0	0	0	0
2017	11	5	5	10	0.0	0	1	0	0	0	0
TOTAL	23	22	24	46	2.0	9	1	0	0	0	0

ROBERT STANLEY'S CAREER STATS

TACKLES	G	UA	A	TOTAL	TFL	YDS	PD	FF	FR	BLKD	QBH
2014	0	0	0	0	0.0	0	0	0	0	0	0
2015	9	11	9	20	0.0	0	1	0	0	0	0
2016	10	29	25	54	3.0	4	0	0	0	1	0
2017	11	21	7	28	9.0	45	2	1	2	0	0
TOTAL	30	61	41	102	12.0	49	3	1	2	1	0

SACKS	G	UA	A	TOTAL	YDS
2014	0	0	0	0.0	0
2015	9	0	0	0.0	0
2016	10	0	0	0.0	0
2017	11	3	0	3.0	24
TOTAL	30	3	0	3.0	24

DAVID TANGIPA'S CAREER STATS

RECEIVING	G	REC	YDS	TD	LG	REC/G	AVG/C	AVG/G
2015	7	0	0	0	0	0.0	0.0	0.0
2016	10	0	0	0	0	0.0	0.0	0.0
2017	11	1	3	1	3	0.1	3.0	0.3
TOTAL	28	1	3	1	3	0.0	3.0	0.1

STEPHEN VAH HOOK'S CAREER STATS

TACKLES	G	UA	A	TOTAL	TFL	YDS	PD	FF	FR	BLKD	QBH
2016	7	0	0	0	0.0	0	0	0	0	0	0
2017	11	5	4	9	3.5	18	0	0	0	0	1
TOTAL	18	5	4	9	3.5	18	0	0	0	0	1

SACKS	G	UA	A	TOTAL	YDS
2016	7	0	0	0.0	0
2017	11	2	0	2.0	15
TOTAL	18	2	0	2.0	15



Game #1

Fresno State 66, Incarnate Word 0

Sept. 2, 2017 • Bulldog Stadium • Fresno, Calif. • Attendance: 39,447

SCORE BY QUARTERS	1	2	3	4	OT	FINAL
Incarnate Word	0	0	0	0	-	0
Fresno State	17	17	32	0	-	66

SCORING SUMMARY

	Plays	TOP	Score
FS 1st 06:51 HOKIT 1 yd run (Camacho kick)	6-43	2:32	0-7
FS 1st 03:56 CAMACHO 30 yd field goal	4-4	1:15	0-10
FS 1st 01:51 RICE, Ja. 65 yd pass from HOKIT (CAMACHO kick)	4-84	0:50	0-17
FS 2nd 11:09 CAMACHO 47 yd field goal	7-42	1:49	0-20
FS 2nd 04:53 HOKIT 4 yd run (CAMACHO kick)	5-84	1:48	0-27
FS 2nd 00:15 RIDDERING 2 yd pass from VIRGIL (CAMACHO kick)	10-74	3:15	0-34
FS 3rd 13:11 TEAM safety			0-36
FS 3rd 11:57 RIVERS 30 yd run (CAMACHO kick)	4-61	1:14	0-43
FS 3rd 10:22 NDOH safety			0-45
FS 3rd 07:48 JORDAN 24 yd pass from McMARYION (CAMACHO kick)	5-58	2:25	0-52
FS 3rd 05:40 MIMS 13 yd run (CAMACHO kick)	4-24	1:51	0-59
FS 3rd 00:33 ALLEN 45 yd pass from McMARYION (CAMACHO kick)	6-64	3:27	0-66

TEAM STATS	UIW	Fresno St.
First Downs	8	26
Rushing Att-Yards	27- -30	40-199
Passing Cmp-Att-Yds	15-31-155	23-37-414
Total Plays-Yards	58-125	77-613
Fumbles-Lost	1-1	2-0
Penalties-Yards	7-50	3-15
Punts-Yards	8-404	3-158
Average	50.5	52.7
Net	43.1	49.0
Punt Returns (#-Yds-TD)	2-11-0	5-59-0
Kickoff Returns (#-Yds-TD)	7-111-0	3-64-0
Interceptions-Yards-TD	0-0-0	1-0-0
Fumble Ret-Yards-TD	0-0-0	0-0-0
Time of Possession	27:22	32:38
3rd Downs	3-of-16	10-of-16
4th Downs	0-of-1	0-of-1
Sacks By	0-0	2-20

INDIVIDUAL LEADERS

Rushing (att-yds-TD):
FS - Ronnie Rivers (9-60-1)
UIW - Keyondrick Philio (7-11-0)
Passing (cmp-att-int-yds-TD):
FS - Chason Virgil (16-29-0-246-1)
UIW - Taylor Laird (9-20-1-90-0)
Receiving Yards (no-yds-TD):
FS - KeeSean Johnson (7-120-0)
UIW - Desmond Hill (4-18-0)
Defense (ST-AT-TF-TFL-Sack):
FS - Emeka Ndoh (3-0-3-0-2-0)
UIW - Mar'kel Cooks (5-1-6-0-0-0-0)
Interceptions (no-yds-TD):
FS - Sherman Coleman (1-0-0-0)
UIW - None

FRESNO, Calif. - The Jeff Tedford era opened in style on Saturday night at Bulldog Stadium as the 'Dogs blanked Incarnate Word 66-0 behind 613 yards of offense in front of 39,447 fans.

On a night that saw legendary Bulldog quarterback Derek Carr have his No. 4 jersey retired in a halftime ceremony, the Bulldogs offense lashed back to Carr's Senior Night scoring the most points in a game since November 23, 2013 when they piled on 69 in a 41-point win over New Mexico.

Saturday's shutout was the first pitched by the Bulldogs since September 5, 2009 (vs. UC Davis). The 'Dogs held Incarnate Word to 125 yards of offense on the night, including negative 30 yards rushing for a new Bulldog Stadium record for fewest rushing yards by an opponent. UIW had 60 yards offense after three quarters of play.

Sophomore quarterback Chason Virgil went 16-of-29 through the air for 246 yards and a touchdown. Junior wide receiver KeeSean Johnson posted his second career 100-yard contest totaling 120 yards on seven receptions while true freshman Ronnie Rivers, the first 'Dog to start at running back since 1980, added 60 yards on nine carries and a TD.

Sophomore Josh Hokit accounted for three scores, running for two and tossing one on a halfback pass. Junior transfer Marcus McMaryion completed 6-of-7 passes for 103 yards and two touchdowns, entering in the third quarter.

The defense was led by junior Tank Kelly's six tackles and a standout night by junior transfer Emeka Ndoh who posted two sacks, a forced fumble and a fumble recovery.

How It Happened

After stalling on the opening offensive drive, the 'Dogs defense went to work right away forcing a turnover on a 3rd-and-14 as junior defensive end Emeka Ndoh striped UIW quarterback Taylor Laird of the ball and recovered the ball.

On the ensuing drive, the 'Dogs put together a six-play, 43-yard drive that spanned 2:32 on the clock as a 1-yard touchdown plunge from Hokit gave Fresno State its first score of 2017.

After the 'Dogs forced a three-and-out on the Cardinals next possession, junior running back Deonte O'Neal broke off a career-long 44-yard punt return down to the UIW 17. With three plays only netting four yards on offense, senior kicker Jimmy Camacho converted a 30-yard field to put the Bulldogs up 10-0.

On Fresno State's next possession after forcing a three-and-out, Hokit increased the score to 17-0 on a 65-yard halfback pass as he connected with sophomore tight end Jared Rice who was streaking down the left side of the field wide open for a 65-yard score. Hokit's touchdown throw was the first touchdown thrown by a non-quarterback since Robbie Rouse in 2012 - a 1-yard throw on Nov. 24 vs Air Force.

The scoring continued in the second quarter as Camacho connected on his second field goal of the night, this one a career-long 47 yards, to put Fresno State ahead 20-0.

The offensive fireworks continued as the Bulldogs put up two more touchdowns in the second quarter as Hokit punched in his second touchdown of the game, a 4-yard run, and after an eighth straight three-and-out by UIW, Virgil connected with junior tight end Kyle Riddering for 2-yard TD, his first career TD reception, to put the 'Dogs in control 34-0.

After gaining 361 yards of offense in the first half and scoring 34 points, Fresno State continued to pile up the points in the second half, adding 34 in the third quarter alone. The 'Dogs picked up a pair of safeties and a 30-yard run from true freshman Ronnie Rivers sandwiched in between to put the 'Dogs out front 45-0.

Fresno State added three more touchdowns between the 7:48 and 0:33 marks in the third quarter, including a pair of scoring tosses from McMaryion, and the first touchdown run from freshman running back Jordan Mims to push the 'Dogs lead to 66-0 after three quarters.

It was the most points scored by Fresno State in a season opener since 1988 when they tacked on 68 against New Mexico.

Game #2

No. 1 Alabama 41, Fresno State 10

Sept. 9, 2017 • Bryant-Denny Stadium • Tuscaloosa, Ala. • Attendance: 101,127

SCORE BY QUARTERS	1	2	3	4	OT	FINAL
Fresno State	3	0	0	7	-	10
Alabama	14	14	3	10	-	41

SCORING SUMMARY

	Plays	TOP	Score
UA 1st 14:21 Hurts 55 yd run (Pappanastos kick)	2-73	0:39	0-7
UA 1st 08:24 Hentges 23 yd pass from Hurts (Pappanastos kick)	10-62	4:25	0-14
FS 1st 04:03 CAMACHO 28 yd field goal	9-69	4:21	3-14
UA 2nd 14:25 Hurts 3 yd run (Pappanastos kick)	11-75	4:38	3-21
UA 2nd 01:15 Harris 5 yd run (Pappanastos kick)	6-77	2:29	3-28
UA 3rd 02:03 Pappanastos 24 yd field goal	11-53	5:31	3-31
UA 4th 07:08 Pappanastos 22 yd field goal	4-0	0:44	3-34
FS 4th 06:06 GRIM 26 yd pass from VIRGIL (CAMACHO kick)	4-37	1:02	10-34
UA 4th 02:41 Ruggs III 16 yd pass from Tagovailoa (Pappanastos kick)	8-75	3:25	10-41

TEAM STATS

	Fresno St.	Alabama
First Downs	18	28
Rushing Att-Yards	22-57	39-305
Passing Cmp-Att-Yds	26-41-216	20-27-192
Total Plays-Yards	63-273	66-497
Fumbles-Lost	1-0	0-0
Penalties-Yards	1-6	4-30
Punts-Yards	6-222	3-125
Average	37.0	41.7
Net	35.0	41.7
Punt Returns (#-Yds-TD)	0-0-0	2-12-0
Kickoff Returns (#-Yds-TD)	5-127-0	1-19-0
Interceptions-Yards-TD	0-0-0	1-30-0
Fumble Ret-Yards-TD	0-0-0	0-0-0
Time of Possession	29:18	30:42
3rd Downs	3-of-11	4-of-10
4th Downs	0-of-0	1-of-1
Sacks By	1-8	2-9

INDIVIDUAL LEADERS

Rushing (att-yds-TD):
FS - Ronnie Rivers (9-29-0)
UA - Jalen Hurts (10-154-2)
Passing (cmp-att-int-yds-TD):
FS - Chason Virgil (21-34-1-180-1)
UA - Jalen Hurts (14-18-0-128-1)
Receiving Yards (no-yds-TD):
FS - KeeSean Johnson (8-55-0)
UA - Calvin Ridley (5-45-0)
Defense (ST-AT-TF-TFL-Sack):
FS - Jeffrey Allison (7-7-14-1-0-1-0)
UA - Ronnie Harrison (5-3-8-1-0-0-0)
Interceptions (no-yds-TD):
FS - None
UA - Anthony Averett (1-30-0)

TUSCALOOSA, Ala. - The Fresno State Bulldogs fell 41-10 to No. 1 Alabama on Saturday afternoon in front of 101,127 fans at Bryant-Denny Stadium. The Crimson Tide built a 28-3 lead in the opening 30 minutes and retained their lead despite a strong second half effort by the 'Dogs.

Fresno State (1-1) tallied 216 yards through the air while adding 58 yards on the ground. Sophomore quarterback Chason Virgil completed 21-of-34 passes for 180 yards and added a 26-yard scoring strike to sophomore wide receiver Derrion Grim in the fourth quarter.

Junior wide receiver KeeSean Johnson added a team-high eight receptions for 55 yards while senior Da'Mari Scott added a career-high seven catches for 67 yards. Scott added 94 yards on kickoff returns and 10 yards rushing to give him 171 all-purpose yards to match his career-best. Jeffrey Allison led the 'Dogs on defense with a career-high 14 stops, including seven solo, and added a sack. Sophomore defensive back Juju Hughes added a career-best nine tackles, five solo, while sophomore defensive back Jaron Bryant added seven tackles, including six solo stops.

Alabama (2-0) totaled 497 yards of offense with 305 yards coming on the ground and added 192 yards through the air. Sophomore quarterback Jalen Hurts accounted for 282 yards individually, posting 154 yards on 10 carries, and went 14-of-18 through the air for 128 yards. Junior wide receiver Calvin Ridley was one of 11 Tide players with a reception in the game as he finished with team-highs in receptions (5) and yards (45). On defense, junior defensive back Ronnie Harrison and sophomore defensive lineman Raekwon Davis each finished with a team-best eight tackles.

How It Happened

Alabama wasted little time getting on the scoreboard, winning the coin toss and running only two offensive plays to get on the board. On the second play from scrimmage, Hurts ran through the Bulldog defense for a 55-yard touchdown for an early 7-0 lead.

After a quick three-and-out for the 'Dogs, the Tide offense picked up where it left off, putting together a 10-play, 62-yard drive that took 4:25 off the play clock. Hurts hooked up with junior tight end Hale Hentges for a 23-yard score to gain a 14-0 advantage.

The Bulldogs were able to get things going on offense on their second drive. A 30-yard connection from Virgil to Scott got the ball down to the Tide 18-yard line, and after a 5-yard run by Ronnie Rivers and a 4-yard carry by Josh Hokit to the nine, a 27-yard field goal by senior kicker Jimmy Camacho put the 'Dogs on the board. The 'Dogs covered 70 yards on nine plays on that drive and rolled 4-21 off the clock.

Taking over with 3:44 left in the first quarter, the Tide continued to pound away at the 'Dogs defense as they put together an 11-play, 75-yard drive that ended with a 3-yard run into the end zone by Hurts for his second rushing score of the game. The Tide outgained the 'Dogs 198 to 67 in the opening quarter.

Alabama backup quarterback Tua Tagovailoa came into the contest with 10:35 left in the second quarter, and after picking up a quick first down, Allison notched a sack for a loss of eight yards, and after a pair of incompletions, the 'Dogs forced Alabama's first punt of the game with 7:51 to play until halftime.

Fresno State began the next drive on their own 8-yard line and moved the ball out to their 44. On third-and-6, Virgil tossed a ball along the sideline inside the Alabama 30 to Jamire Jordan, but the ball was just off the finger tips as the receiver laid out for the catch. After a Cusick punt, the Tide brought Hurts back into the game and added a touchdown late in the half. Damien Harris punched in a 5-yard score to take a 28-3 lead into halftime.

The second half was a different story for the 'Dogs, owning the scoring advantage 7-6 until Alabama got into the endzone with 2:41 remaining in the game.

Alabama converted on a pair of field goals between the third and fourth quarters to take a 34-3 lead. The 'Dogs found the endzone with 6:06 left the fourth quarter after a 63-yard kickoff return by Scott gave the 'Dogs their best starting field position of the game. Virgil finished the drive with a 26-yard pass play to Grim, the sophomore receiver's first of his career.





Game #3

No. 6 Washington 48, Fresno State 16

Sept. 16, 2017 • Husky Stadium • Seattle, Wash. • Attendance: 68,384

SCORE BY QUARTERS	1	2	3	4	OT	FINAL	
Fresno State	0	7	6	3	-	16	Record (1-2)
Washington	27	14	7	0	-	48	Record (3-0)

SCORING SUMMARY

	Plays	TOP	Score
UW 1st 10:48 Gaskin 28 yd run (Vizcaino kick)	5-76	1:48	0-7
UW 1st 07:34 Pettis 4 yd pass from Browning (Vizcaino kick)	6-70	2:05	0-14
UW 1st 07:11 Gaskin 7 yd run (Vizcaino kick failed)	1-7	0:08	0-20
UW 1st 05:11 Pettis 77 yd punt return (Vizcaino kick)			0-27
UW 2nd 12:07 Pettis 7 yd pass from Browning (Vizcaino kick)	8-68	3:39	0-34
FS 2nd 02:59 SCOTT 6 yd pass from VIRGIL (CAMACHO kick)	8-50	3:47	7-34
UW 2nd 00:09 Gaskin 8 yd pass from Browning (Vizcaino kick)	11-75	2:50	7-41
UW 3rd 13:58 Pettis 73 yd pass from Browning (Soderberg, Van kick)	2-70	0:55	7-48
FS 3rd 10:42 CAMACHO 29 yd field goal	5-14	1:40	10-48
FS 3rd 04:28 CAMACHO 34 yd field goal	5-23	2:50	13-48
FS 4th 11:38 CAMACHO 31 yd field goal	11-34	5:36	16-48

TEAM STATS

	Fresno St.	UW
First Downs	18	21
Rushing Att-Yards	31-119	30-92
Passing Cmp-Att-Yds	21-36-194	25-28-328
Total Plays-Yards	67-313	58-420
Fumbles-Lost	1-0	2-2
Penalties-Yards	6-54	4-41
Punts-Yards	5-210	3-120
Average	42.0	40.0
Net	24.8	38.0
Punt Returns (#-Yds-TD)	1-6-0	3-86-1
Kickoff Returns (#-Yds-TD)	7-128-0	2-61-0
Interceptions-Yards-TD	0-0-0	1-24-0
Fumble Ret-Yards-TD	0-0-0	0-0-0
Time of Possession	32:55	27:05
3rd Downs	3-of-13	3-of-7
4th Downs	0-of-1	0-of-1
Sacks By	1-6	1-7

INDIVIDUAL LEADERS

Rushing (att-yds-TD):
FS - Ronnie Rivers (10-29-0)
UW - Myles Gaskin (8-56-2)
Passing (cmp-att-int-yds-TD):
FS - Chason Virgil (11-20-1-98-1)
UW - Jake Browning (19-22-0-255-4)
Receiving Yards (no-yds-TD):
FS - Da'Mari Scott (5-40-1)
UW - Dante Pettis (5-92-3)
Defense (ST-AT-TT-TFL-Sack):
FS - Mike Bell (6-3-9-1, 5-0-0)
UW - Ryan Bowman (5-0-5-1, 0-1-0)
Interceptions (no-yds-TD):
FS - None
UW - Tevis Bartlett (1-24-0)

SEATTLE - A 27-point first quarter by the high-powered scoring offense of No. 6 Washington proved to be too much for Fresno State to overcome on Saturday night at Husky Stadium as the Bulldogs fell 48-16.

Fresno State (1-2) totaled 313 yards on offense with 151 in the first half and 162 in the second half. The 'Dogs finished with 194 yards through the air and 119 yards on the ground and totaled 18 first downs while possessing the ball for 32:55.

Sophomore quarterback Chason Virgil went 11-of-20 for 98 yards while junior Marcus McMaryion came on in the second half to go 10-of-16 for 96 yards. Senior wide receiver Da'Mari Scott had a team-leading five receptions for 40 yards and recorded his first touchdown of the season.

On defense, sophomore defensive back Mike Bell made a career-high nine tackles, including six solo, and also recorded 1.5 tackles for a loss. Linebackers Jeffrey Allison and James Bailey had five tackles apiece while Allison forced one of two fumbles on the evening by the 'Dogs.

How It Happened

With the Bulldogs receiving the ball to start the game, the 'Dogs picked up a quick first down on an 11-yard run by Rivers, but were stopped short on a third down setting up the first punt of the game by sophomore punter Blake Cusick. The Huskies, who scored a combined 93 points in their first two games, got the offense rolling early as Myles Gaskin scored on a 28-yard rushing touchdown that finished off a quick five-play, 76-yard drive.

After a quick three-and-out by the 'Dogs, Washington used back-to-back receptions of 17 and 50 yards, respectively, to reach the Bulldogs four-yard line. After what appeared to be a third down tackle by the Bulldogs on third-and-goal, a horse collar penalty wiped out the Bulldogs' positive momentum. Browning connected with Dante Pettis on the next play for a four-yard touchdown to make the score 14-0 in favor of the Huskies.

Washington extended its lead 20-0 on a seven-yard rush out of the Wildcat formation by Gaskin that was set up after a Bulldog turnover. After the 'Dogs were stopped on third-and-3 on their next drive, Cusick's punt was returned 77 yards by Pettis for a touchdown, to move the score 27-0 in favor of UW, as the senior wide receiver tied an NCAA record with his eighth career punt return for a touchdown.

The 'Dogs looked to get on the scoreboard at the end of the first quarter, but a 48-yard field attempt by Jimmy Camacho sailed wide right. Washington extended its lead to 34-0 with a seven-yard touchdown pass from Browning to Pettis with 12:07 left in the first half.

After forcing the Huskies' first punt of the game, the 'Dogs took over at midfield and went on an eight-play 50-yard drive that was punctuated by a six-yard touchdown score from Virgil to Scott to get Fresno State on the board. Washington closed out its high-scoring first half with an 11-play, 75-yard drive that ended with an eight-yard touchdown reception by Gaskin from Browning. It was 41-7 at the break.

The second half started quickly for the Huskies, needing only two plays to score, as Browning and Pettis connected for a 73-yard touchdown pass. The 'Dogs were unable to score touchdowns in the third quarter, despite the defense forcing fumbles on back-to-back drives and gaining possession in UW territory. The 'Dogs recorded a pair of field goals by Camacho to pull the score to 48-13. The senior kicker connected from 29 yards after Allison's forced fumble was recovered by George Helmuth. Helmuth set up another field goal after forcing his first career fumble, which was recovered by sophomore Jasad Haynes, setting up a 34-yard field goal.

Camacho made his third field of the night in the fourth quarter, connecting from 31 yards, which resulted in the final score, 48-16.



Game #4, MW Game #1

Fresno State 41, Nevada 21

Sept. 30, 2017 • Bulldog Stadium • Fresno, Calif. • Attendance: 27,434

SCORE BY QUARTERS	1	2	3	4	OT	FINAL	
Nevada	0	14	0	7	-	21	Record (0-5, 0-1)
Fresno State	10	21	7	3	-	41	Record (2-2, 1-0)

SCORING SUMMARY

	Plays	TOP	Score
FS 1st 13:21 JOHNSON 10 yd pass from McMARYION (CAMACHO kick)	4-29	1:39	0-7
FS 1st 00:00 CAMACHO 29 yd field goal	12-63	6:37	0-10
FS 2nd 13:12 JOHNSON 16 yd pass from HOKIT (CAMACHO kick)	3-73	1:01	0-17
FS 2nd 05:05 BRYANT 18 yd interception return (CAMACHO kick)			0-24
FS 2nd 02:08 JOHNSON 40 yd pass from McMARYION (CAMACHO kick)	4-73	1:24	0-31
NEV 2nd 00:54 DEMPS 17 yd pass from GANGI (PETTIT kick)	6-75	1:26	7-31
NEV 2nd 00:35 ARMSTRONG 21 yd pass from GANGI (PETTIT kick)	1-21	0:07	14-31
FS 3rd 07:58 RIVERS 5 yd run (CAMACHO kick)	6-56	2:41	14-38
FS 4th 02:44 CAMACHO 27 yd field goal	10-48	7:28	14-41
NEV 4th 00:23 WRIGHT 2 yd run (PETTIT kick)	12-73	2:21	21-41

TEAM STATS

	Nevada	Fresno St.
First Downs	16	22
Rushing Att-Yards	23-61	38-192
Passing Cmp-Att-Yds	31-49-253	25-33-312
Total Plays-Yards	72-314	71-504
Fumbles-Lost	0-0	4-2
Penalties-Yards	4-20	8-61
Punts-Yards	6-238	3-98
Average	39.7	32.7
Net	38.8	26.0
Punt Returns (#-Yds-TD)	0-0-0	1-5-0
Kickoff Returns (#-Yds-TD)	2-47-0	3-87-0
Interceptions-Yards-TD	1-0-0	3-20-1
Fumble Ret-Yards-TD	0-0-0	0-0-0
Time of Possession	22:52	37:08
3rd Downs	5-of-17	1-of-11
4th Downs	0-of-3	2-of-2
Sacks By	1-7	3-23

INDIVIDUAL LEADERS

Rushing (att-yds-TD):
FS - Ronnie Rivers (12-82-1)
Nev - Kelton Moore (5-26-0)
Passing (cmp-att-int-yds-TD):
FS - Marcus McMaryion (24-32-1-296-2)
Nev - Ty Gangi (31-48-3-253-2)
Receiving Yards (no-yds-TD):
FS - KeeSean Johnson (7-104-3)
Nev - Wyatt Demps (10-96-1)
Defense (ST-AT-TT-TFL-Sack):
FS - George Helmuth (4-6-10-1, 0-1-0)
Nev - Lucas Weber (2-5-7-2, 0-1-0)
Interceptions (no-yds-TD):
FS - Jaron Bryant (2-20-1)
Nev - Vosean Crumie (1-0-0)

FRESNO, Calif. - Behind 504 yards of total offense and three first half touchdowns from junior wide receiver KeeSean Johnson, the Fresno State Bulldogs won its Mountain West opener over Nevada 41-21 on Saturday evening at Bulldog Stadium.

Junior quarterback Marcus McMaryion, making his first start as a Bulldog, had a standout game behind center, passing for 296 yards on 24-of-32 passing and tossed two touchdowns. The Oregon State transfer went 20-of-23 in the first half for 260 yards. Johnson, a Biletnikoff award watch list candidate, made a team-high seven receptions for 104 yards and matched his career-high with three touchdowns.



On the ground, freshman running back Ronnie Rivers rushed for a season-best 82 yards on a season-high 12 carries and scored the 'Dogs lone touchdown on the ground.

Defensively, the secondary provided three turnovers as sophomore Jaron Bryant notched his first two career interceptions, one returned 18 yards for a touchdown, and senior Johnny Johnson, Jr. added another.

Junior linebacker George Helmuth had a career-high 10 tackles and added a sack and tackle for a loss. Linebackers James Bailey and Jeffrey Allison each had eight tackles apiece while sophomore defensive back Mike Bell added seven tackles, including three solo stops.

How It Happened

The first quarter saw the 'Dogs build an early 10-0 lead behind 120 yards of offense with 107 yards coming through the air. With Nevada winning the coin toss and deferring to the second half, Jamire Jordan received the opening kickoff and returned it 71 yards down to the Wolf Pack 29-yard line. Three plays later, McMaryion found Johnson for a 10-yard touchdown to give the Bulldogs an early 7-0 lead.

The Wolf Pack threatened to score on its second possession of the game driving down to the Bulldog 35-yard line before being forced to attempt a 45-yard field goal. Nevada's Spencer Pettit's kick was blocked by the Fresno State's James Bailey and recovered by DeShawn Potts. Taking over at their 25-yard line, the 'Dogs went on a 12-play, 63-yard drive down to the Nevada 12 setting up a Jimmy Camacho 29-yard field goal to put the 'Dogs up 10-0 at the end of the first quarter.

The Bulldogs continued to build their lead in the second quarter using a quick 63-yard strike from McMaryion to sophomore wide receiver Derrion Grim to get down to the Nevada 25. After a nine-yard rush by freshman running back Jordan Mims, a 16-yard pass from running back Josh Hokit to Johnson put the 'Dogs in front 17-0 - the running back's second TD toss this season.

Bryant's interception return, the first interception returned for a touchdown by a Bulldog since 2015, and a 40-yard strike from McMaryion to Johnson extended the Bulldogs lead to 31-0 with 2:08 left in the first half.

Nevada would not end the half quietly, answering back with back-to-back touchdowns within 19 seconds of one another under one minute remaining in the half. Gangi connected with Wyatt Demps for a 17-yard score and then after a fumble by Fresno State's Da'Mari Scott on the ensuing kickoff, Gangi wasted no time finding Trevion Armstrong in the corner of the endzone to cut the 'Dogs lead to 31-14.

The Bulldogs extended their lead to 38-14 in the third quarter as Rivers punched in a five-yard score on the ground to finish off a six-play, 56-yard drive and Camacho's second field goal of the night from 27 yards out ended the Bulldogs' scoring for the contest. A late touchdown by the Wolf Pack made the final score 41-21, earning the Bulldogs their largest margin of victory in a conference opener since 2011.





Game #5, MW Game #2

Fresno State 27, San Jose State 10

Oct. 7, 2017 • CEFCU Stadium • San Jose, Calif. • Attendance: 18,483

SCORE BY QUARTERS	1	2	3	4	OT	FINAL
Fresno State	14	7	0	6	-	27
San Jose State	0	0	7	3	-	10

SCORING SUMMARY

	Plays	TOP	Score
FS 1st 06:06 RIVERS 15 yd run (CAMACHO kick)	14-56	6:03	7-0
FS 1st 02:24 RIVERS 3 yd run (CAMACHO kick)	6-53	2:29	14-0
FS 2nd 00:35 HOKIT 1 yd run (CAMACHO kick)	17-80	8:04	21-0
SJ 3rd 06:24 OLIVER 6 yd pass from LOVE (CRAWFORD kick)	9-49	3:29	21-7
FS 4th 13:40 CAMACHO 38 yd field goal	4-0	0:21	24-7
SJ 4th 08:36 CRAWFORD 51 yd field goal	12-41	5:04	24-10
FS 4th 06:14 CAMACHO 50 yd field goal	4-5	2:17	27-10

TEAM STATS

	Fresno St.	SJSU
First Downs	17	12
Rushing Att-Yards	51-212	33-108
Passing Cmp-Att-Yds	15-26-136	15-26-97
Total Plays-Yards	77-348	59-205
Fumbles-Lost	0-0	2-2
Penalties-Yards	10-99	9-78
Punts-Yards	6-212	5-229
Average	35.3	45.8
Net	35.3	45.2
Punt Returns (#-Yds-TD)	1-3-0	0-0-0
Kickoff Returns (#-Yds-TD)	0-0-0	0-0-0
Interceptions-Yards-TD	2-0-0	0-0-0
Fumble Ret-Yards-TD	0-0-0	0-0-0
Time of Possession	37:01	22:59
3rd Downs	5-of-16	5-of-13
4th Downs	3-of-3	0-of-1
Sacks By	4-24	0-0

INDIVIDUAL LEADERS

Rushing (att-yds-TD):
FS - Ronnie Rivers (19-105-2)
SJSU - Tyler Nevens (21-99-0)
Passing (cmp-att-int-yds-TD):
FS - Marcus McMaryion (15-26-0-136-0)
SJSU - Josh Love (15-25-1-97-1)
Receiving Yards (no-yds-TD):
FS - Da'Mari Scott (7-45-0)
SJSU - JaQuan Blackwell (5-41-0)
Defense (ST-AT-TT-TFL-Sack):
FS - Malik Forrester (4-2-6-2.0-3.0)
SJSU - Frank Ginda (9-10-19-0.0-0.0)
Interceptions (no-yds-TD):
FS - Jaron Bryant (1-0-0)/Juju Hughes (1-0-0)
SJSU - None

SAN JOSE, Calif. - The Fresno State football team regained control of the Valley Trophy on Saturday evening with a 27-10 victory at San Jose State, topping the Spartans behind three first-half touchdowns, and a stifling defense that allowed just 205 yards and forced four turnovers.

"It's always nice to come away with a victory," said head coach Jeff Tedford. "We can get a lot better, but it's great to bring the trophy home. That's something we talked all week about, and we take pride in that."

While the defense laid the foundation, Fresno State's (3-2, 2-0 MW) running game paved the way offensively. Freshman running back Ronnie Rivers had a season-best 105 yards and added two rushing scores. Fellow freshman running back Jordan Mims added 12 carries for 49 yards and sophomore Josh Hokit rushed 10 times for 43 yards as the 'Dogs tallied a season-high 212 yards on the ground.

Junior quarterback Marcus McMaryion, making his second-straight start, finished 15-of-26 through the air for 136 yards, spreading the ball around to four receivers. Junior KeeSean Johnson had a team-high 52 yards on two receptions, including a 45-yard gain in the first quarter, while senior Da'Mari Scott matched his season-high with seven receptions for 45 yards.

On the defensive side of the ball, sophomore defensive back Juju Hughes filled up the stat sheet finishing with six tackles (four solo) and added two tackles for loss, a sack, interception and a forced fumble. Senior defensive tackle Malik Forrester added six tackles, three tackles for loss, two sacks and forced a fumble as he wreaked havoc on the Spartan offense all night. Sophomore linebacker Jeffrey Allison had a team-high nine tackles, five solo, and a tackle for loss.

How It Happened

The Bulldog defense came out tough from the start of the game, forcing two turnovers in the first nine minutes of action as sophomore defensive back Jaron Bryant and Hughes each picked off passes from Spartan quarterback Josh Love. The first scoring drive for the 'Dogs started at their 44-yard line as they put together a 14-play, 56-yard drive, capped by a Rivers' 15-yard rush, that took 6:03 off the clock.

With the Spartans getting the ball back, Hughes picked off a Love third-down pass for his first career interception. The Bulldogs took over at their own 47-yard line, and after a 10-yard run by Rivers and a five-yard rush by Mims, McMaryion connected with Johnson down the middle of the field for a 45-yard gain down to the SJSU 8-yard line. Three plays later, Rivers rushed for his second score of the game with a three-yard plunge up the middle to put Fresno State in front 14-0.

Holding a 152-44 advantage in yards and holding the ball for over 10 minutes after the first quarter, the 'Dogs continued to pound the rock in the second quarter putting together a season-long 17-play, 80-yard drive that ran 8:04 off the game clock. Running the ball 15 times on the drive, Rivers rushed five times for 39 yards and Mims carried it five times for 23 yards as the drive ended with a 1-yard touchdown run by Hokit.

With the 'Dogs holding its opponent scoreless in the first half for a second time this season, Fresno State held a 285-79 advantage in yards in the first half. The Spartans got on the scoreboard in the third quarter capitalizing on its best starting field position of the game, starting at the Bulldogs' 49-yard line as SJSU put together a nine-play drive that finished with a six-yard pass from Love to Josh Oliver.

Senior Jimmy Camacho extended the Bulldogs' lead to 24-7 lead with a 38-yard field goal with 13:40 to play in the fourth quarter. The Spartans' Bryce Crawford nailed a 51-yard field goal to bring it back within a two possession game, but after a short kickoff was recovered by the 'Dogs at the SJSU 38-yard line, the 'Dogs gained five yards before Camacho hit a career-long 50 yard field goal to complete the scoring for the Bulldogs.

Game #6, MW Game #3

Fresno State 38, New Mexico 0

Oct. 14, 2017 • Bulldog Stadium • Fresno, Calif. • Attendance: 28,090

SCORE BY QUARTERS	1	2	3	4	OT	FINAL
New Mexico	0	0	0	0	-	0
Fresno State	14	7	10	7	-	38

SCORING SUMMARY

	Plays	TOP	Score
FS 1st 04:30 JORDAN 70 yd pass from McMARYION (CAMACHO kick)	2-74	0:44	0-7
FS 1st 00:41 JOHNSON, K. 12 yd pass from McMARYION (CAMACHO kick)	2-87	0:48	0-14
FS 2nd 10:26 RIVERS 4 yd run (CAMACHO kick)	5-82	2:25	0-21
FS 3rd 08:04 CAMACHO 37 yd field goal	8-35	2:31	0-24
FS 3rd 02:35 JORDAN 32 yd pass from McMARYION (CAMACHO kick)	1-32	0:07	0-31
FS 4th 08:05 HOKIT, Josh 12 yd run (CAMACHO kick)	7-84	3:51	0-38

TEAM STATS

	UNM	Fresno St.
First Downs	14	17
Rushing Att-Yards	37-109	36-227
Passing Cmp-Att-Yds	15-30-213	13-23-299
Total Plays-Yards	67-322	59-526
Fumbles-Lost	3-1	2-1
Penalties-Yards	3-35	2-25
Punts-Yards	9-414	6-246
Average	46.0	41.0
Net	43.7	41.0
Punt Returns (#-Yds-TD)	0-0-0	1-1-0
Kickoff Returns (#-Yds-TD)	4-81-0	0-0-0
Interceptions-Yards-TD	0-0-0	1-18-0
Fumble Ret-Yards-TD	0-0-0	1-3-0
Time of Possession	33:44	26:16
3rd Downs	2-of-14	4-of-13
4th Downs	0-of-2	1-of-1
Sacks By	1-13	2-8

INDIVIDUAL LEADERS

Rushing (att-yds-TD):
FS - Ronnie Rivers (14-70-1)
NM - Tyrone Owens (10-29-0)
Passing (cmp-att-int-yds-TD):
FS - Marcus McMaryion (13-23-0-299-3)
NM - Tekava Tuioti (13-24-1-200-0)
Receiving Yards (no-yds-TD):
FS - Jamire Jordan (3-108-2)
NM - Hart-Johnson (2-56-0)
Defense (ST-AT-TT-TFL-Sack):
FS - Juju Hughes (9-2-11-2.0-0.0)
NM - Rashaun Epting (5-1-6-0.0-0.0)
Interceptions (no-yds-TD):
FS - Mike Bell (1-18-0)
NM - None

FRESNO, Calif. - Posting multiple shutouts in a season for the first time since 1988 and improving to 3-0 in Mountain West play for the first time since 2013, Fresno State blanked New Mexico 38-0 on Saturday evening at Bulldog Stadium on Homecoming.

"Our defense played excellent tonight," said head coach Jeff Tedford after the 'Dogs first-ever shutout over a MW opponent. "That is a hard offense to stop. Our defense did an awesome job with the game plan. We had the guys in the right position and they played really hard."

With another stingy defensive outing for the 'Dogs, Fresno State's (4-2, 3-0 MW) deep passing game ruled the day offensively. Junior quarterback Marcus McMaryion, making his third-straight start, finished 13-of-23 through the air for 299 yards, spreading the ball around to six receivers in the contest.

Junior KeeSean Johnson had his third 100-yard receiving game of the season totaling 105 yards on five receptions while scoring his fourth touchdown of the season. Fellow junior wideout Jamire Jordan added his first 100-yard contest of the season with a team-high 108 yards on three catches, including a pair of touchdowns, for his first career multi-touchdown game of his career. It was the first time since Oct. 28, 2016 against Air Force that the 'Dogs have had two 100-yard receivers as Johnson and Jordan each went over 100 yards in that contest.

On the defensive side of the ball, reigning Mountain West Defensive Player of the Week Juju Hughes had another standout game in the defensive backfield finishing with a career-high 11 tackles (nine solo) and added two tackles for a loss and two pass breakups. Sophomore safety Mike Bell, making his first start of the season and second of his career, finished with a career-best 10 tackles (eight solo), his first career interception and a pass breakup.

The 'Dogs offense totaled 526 yards of offense, including 299 yards through the air and 227 yards on the ground, while limiting New Mexico to 322 yards, including only 109 yards on the ground for the Lobos' fewest rushing yards since Sept. 15, 2012 when they were held to 84 yards at Texas Tech.

How It Happened

After the teams started off the game trading a pair of punts, the Lobos' offense picked up a bit of steam on its third drive, getting as far as the Bulldogs' 26-yard line before being stopped on a third-and-4. Jason Sanders' 43-yard field goal attempt sailed wide left and a quick two-play drive ensued as McMaryion connected on a 70-yard touchdown with Jordan to give the 'Dogs an early 7-0 lead.

On the Bulldogs' next drive, McMaryion again connected deep, finding Johnson for a career-long 75-yard catch-and-run down to the UNM 12-yard line, and after a quick timeout, McMaryion found Johnson in the corner of the endzone for his fourth touchdown of the season.

With the 'Dogs leading 14-0 after the first quarter, the fourth time this season Fresno State has shut out its opponent in the opening frame, and third week in a row, the Bulldogs accounted for 171 yards through the air in the opening quarter.

Forcing another punt by the Lobos, the Bulldogs took over at their own 18-yard line with 12:51 left in the half, and after the Lobos lone sack of the game brought McMaryion down to the five, a six-yard strike to Jordan set up a third-and-17. A career-long 57-yard rush by the junior quarterback brought the ball to the New Mexico 32-yard line. A pair of rushes by freshman running back Ronnie Rivers, a 28-yard scamper followed by a four-yard touchdown run, pushed the 'Dogs lead to 21-0.

The 'Dogs added a 37-yard field goal by senior kicker Jimmy Camacho to make it 24-0, set up by a forced fumble by junior linebacker James Bailey and recovered by Bell, and a 32-yard scoring strike from McMaryion to Jordan increased the lead to 31-0 after the three quarters.

A 12-yard touchdown run by Hokit, his fourth score of the season, completed the scoring on the night as the 'Dogs shut out a conference opponent for the first time since blanking San Jose State 30-0 in 2007.





Game #7, MW Game #4

Fresno State 27, San Diego State 3

Oct. 21, 2017 • SDCCU Stadium • San Diego, Calif. • Attendance: 43,243

SCORE BY QUARTERS	1	2	3	4	OT	FINAL
Fresno State	7	10	10	0	-	27
San Diego State	0	3	0	0	-	3

SCORING SUMMARY

	Plays	TOP	Score
FS 1st 00:15 HOKIT 1 yd run (CAMACHO kick)	4-61	1:48	7-0
SDS 2nd 11:53 BARON 37 yd field goal	8-61	3:16	7-3
FS 2nd 09:32 HOKIT 26 yd run (CAMACHO kick)	6-75	2:21	14-3
FS 2nd 02:05 CAMACHO 38 yd field goal	11-42	5:22	17-3
FS 3rd 06:03 CAMACHO 43 yd field goal	11-63	5:22	20-3
FS 3rd 01:54 HOKIT 4 yd run (CAMACHO kick)	5-51	2:38	27-3

TEAM STATS

	Fresno St.	SDSU
First Downs	15	14
Rushing Att-Yards	38-199	39-165
Passing Cmp-Att-Yds	10-16-176	11-23-90
Total Plays-Yards	54-375	62-255
Fumbles-Lost	0-0	2-1
Penalties-Yards	5-40	5-40
Punts-Yards	4-178	6-255
Average	44.5	42.5
Net	30.2	40.2
Punt Returns (#-Yds-TD)	1-14-0	1-37-0
Kickoff Returns (#-Yds-TD)	0-0-0	5-57-0
Interceptions-Yards-TD	0-0-0	0-0-0
Fumble Ret-Yards-TD	1-1-0	0-0-0
Time of Possession	28:36	31:24
3rd Downs	3-of-9	6-of-16
4th Downs	0-of-0	1-of-2
Sacks By	4-27	0-0

INDIVIDUAL LEADERS

Rushing (att-yds-TD):
FS - Josh Hokit (14-77-3)
SDSU - Rashaad Penny (15-69-0)
Passing (cmp-att-int-yds-TD):
FS - Marcus McMaryion (10-16-0-176-0)
SDSU - C. Chapman (10-20-0-77-0)
Receiving Yards (no-yds-TD):
FS - Da'Mari Scott (5-57-0)
SDSU - Mikah Holder (4-35-0)
Defense (ST-AT-TT-TFL-Sack):
FS - Jeffrey Allison (9-1-10-1-0-0-0)
SDSU - R. Lakalaka (8-2-10-0-0-0-0)
Interceptions (no-yds-TD):
FS - None
SDSU - None

SAN DIEGO - Behind a career-high three rushing touchdowns from sophomore running back Josh Hokit, Fresno State dominated San Diego State 27-3 in a Mountain West showdown at SDCCU Stadium on Saturday evening.

"The guys worked real hard tonight and it is nice to get some validation defeating a great team like San Diego State on the road," said head coach Jeff Tedford.

Fresno State (5-2, 4-0 MW) won its fourth straight game on Saturday by discarding San Diego State (6-2, 2-2 MW) with a balanced attack of running the ball (199 yards) and taking strikes through the air when needed (176 yards), outgaining the Aztecs 375-255 on the night. It was the third time this season that the Bulldogs have held their opponents to less than 300 yards of total offense.

With starting running back Ronnie Rivers sidelined by injury, fellow freshman running back Jordan Mims ran for a season-high 112 yards on 21 carries, also a season-high, while Hokit rushed for a season-best 77 yards on 14 carries and became the first Fresno State player since Ryan Mathews in 2009 to score three rushing touchdowns in a game.

Marcus McMaryion went 10-of-16 through the air for 176 yards as he won his fourth straight start, a feat that has not been accomplished in more than 30 years, spreading the ball to four receivers as junior KeeSean Johnson led the charge with four receptions for 47 yards. Senior Da'Mari Scott had a team-high 57 yards on three catches while junior Jamire Jordan tallied 56 yards on two receptions. The offensive line did not allow a tackle for loss for the first time since September 10, 2011 when the Bulldogs traveled to Nebraska.

On the defensive side of the ball, sophomore linebacker Jeffrey Allison notched a team-high 10 tackles, nine solo, and added a tackle for loss and a forced fumble. Junior linebacker George Helmuth posted nine tackles, six solo, and a tackle for loss. The Bulldog defense totaled nine tackles for a loss, four sacks and four pass break ups, and held Rashaad Penny to 69 yards rushing and the SDSU passing game to 90 yards.

"We were trying to play physical and the defensive staff did a great job of putting in a great game plan and offensively we were able to run the ball downhill at them and make them stop the run," Tedford said. "The offensive line did a nice job up front and we threw the ball when we needed too to make some big plays, but really the offensive and defensive lines did a great job."

How It Happened

After SDSU won the toss and elected to receive to begin the game, the Aztecs went on a 16-play, 83-yard drive only for Allison to jar the ball loose from Penny's hands at the Fresno State 14-yard line. The 'Dogs forced a turnover for a fifth straight game and the sixth time this season.

Starting its second drive of the game at its own 39-yard drive, McMaryion connected with Jordan for a 48-yard gain getting down to the SDSU 1-yard line where Hokit punched in his first score of the game with 15 seconds remaining in the opening quarter to give the 'Dogs a 7-0 lead.

With the Aztecs leading 94-76 in total yards after the opening frame, SDSU added to their total with a eight-play, 61-yard drive to begin the second quarter. Aztec kicker John Baron nailed a 37-yard field goal for San Diego State's lone points of the contest to cap that drive.

The Bulldogs responded with a six-play, 75-yard drive that ended with a career-long 26-yard touchdown run by Hokit to push the Bulldogs' lead to 14-3. After a quick three-and-out by the Aztecs, held to negative five yards, the 'Dogs took over at their 37-yard line and went on an 11-play, 42-yard drive finished off by a 38-yard field goal by senior kicker Jimmy Camacho to increase the Bulldogs' lead to 17-3.

Leading 17-3 heading into the locker room, the fifth time this season the 'Dogs have led at the break, Fresno State added a 43-yard field goal by Camacho on the second drive of the third quarter to extend its lead to 20-3.

Another three-and-out forced by the Bulldog defense, one of five on the night, gave the ball back to the 'Dogs at their own 49-yard line and five plays later, Hokit punched in a four-yard touchdown score to give the 'Dogs its final margin of victory, 27-3.

Game #8, MW Game #5

UNLV 26, Fresno State 16

Oct. 28, 2017 • Bulldog Stadium • Fresno, Calif. • Attendance: 27,922

SCORE BY QUARTERS	1	2	3	4	OT	FINAL
UNLV	3	6	7	10	-	26
Fresno State	9	0	7	0	-	16

SCORING SUMMARY

	Plays	TOP	Score
FS 1st 09:50 MIMS 3 yd run (CAMACHO kick failed)	13-78	5:10	0-6
LV 1st 05:58 GUTIERREZ 38 yd field goal	8-48	3:44	3-6
FS 1st 02:58 CAMACHO 34 yd field goal	7-50	2:53	3-9
LV 2nd 10:18 GUTIERREZ 27 yd field goal	16-65	7:40	6-9
LV 2nd 00:06 GUTIERREZ 23 yd field goal	16-74	6:36	9-9
LV 3rd 09:31 STANTON 7 yd run (GUTIERREZ kick)	11-75	5:29	16-9
FS 3rd 03:38 MIMS 5 yd run (CAMACHO kick)	14-89	5:47	16-16
LV 4th 14:53 THOMAS 2 yd run (GUTIERREZ kick)	4-23	1:47	23-16
LV 4th 05:00 GUTIERREZ 25 yd field goal	6-11	2:34	26-16

TEAM STATS

	UNLV	Fresno St.
First Downs	22	19
Rushing Att-Yards	44-173	34-140
Passing Cmp-Att-Yds	17-29-155	16-27-152
Total Plays-Yards	73-328	61-292
Fumbles-Lost	1-0	1-1
Penalties-Yards	5-35	5-40
Punts-Yards	3-95	2-68
Average	31.7	34.0
Net	30.3	24.0
Punt Returns (#-Yds-TD)	0-0-0	1-4-0
Kickoff Returns (#-Yds-TD)	1-31-0	7-159-0
Interceptions-Yards-TD	0-0-0	0-0-0
Fumble Ret-Yards-TD	0-0-0	0-0-0
Time of Possession	34:24	25:36
3rd Downs	5-of-15	3-of-10
4th Downs	2-of-2	1-of-4
Sacks By	1-8	0-0

INDIVIDUAL LEADERS

Rushing (att-yds-TD):
FS - Jordan Mims (12-68-2)
LV - Lexington Thomas (20-88-1)
Passing (cmp-att-int-yds-TD):
FS - Marcus McMaryion (16-27-0-152-0)
LV - Johnny Stanton (17-29-0-155-0)
Receiving Yards (no-yds-TD):
FS - Derrion Grim (4-68-0)
LV - Devonte Boyd (5-62-0)
Defense (ST-AT-TT-TFL-Sack):
FS - Mike Bell (6-2-8-0-5-0-0)
LV - Dalton Baker (8-2-10-0-0-0-0)
Interceptions (no-yds-TD):
FS - None
LV - None

FRESNO, Calif. - UNLV halted Fresno State's four-game Mountain West winning streak on Saturday night at Bulldog Stadium, taking down the 'Dogs 26-16.

"We just made too many mistakes, the dropped punt, the snap over our head, we just made too many mistakes," said head coach Jeff Tedford after the loss.

Fresno State (5-3, 4-1 MW) was held to 292 total yards of offense as junior quarterback Marcus McMaryion went 16-of-27 through the air for 152 yards while five ball carriers combined for 140 yards on the ground. Freshman running back Jordan Mims led the way with 68 yards and his first career multi-touchdown contest scoring both of the Bulldogs' touchdowns on the night.

Six different Bulldogs notched receptions from McMaryion as the trio of Derrion Grim, Da'Mari Scott and KeeSean Johnson each tallied four receptions each. Grim led the way with 68 yards while tallying a game-long reception of 31 in the first quarter.

Defensively, a trio of Bulldogs led the way with eight tackles apiece as reigning Mountain West Defensive Player of Week sophomore linebacker Jeffrey Allison, sophomore defensive back Mike Bell and junior linebacker George Helmuth each had eight stops. The 'Dogs, held without a sack for the first time this season, added seven tackles for loss as seniors Tobenna Okeke and Nathan Madsen had two apiece.

How It Happened

The Bulldogs got off to a good start, taking their first drive 13 plays for 78 yards, capped by a 3-yard touchdown run by Mims. That drive featured nine rushes for 64 yards, Mims tallied 26 of them on the ground.

Scoring on its first possession for only the second time this season, senior kicker Jimmy Camacho missed his first extra point of his career, leaving the 'Dogs on top early, 6-0.

The Rebels answered with a eight-play, 48-yard drive that was capped by a 38-yard field goal by Daniel Gutierrez. It was the first time an opponent scored on the 'Dogs in the first quarter at Bulldog Stadium this season.

The 'Dogs responded with a 34-yard field goal by Camacho on the ensuing possession to extend the Bulldogs' lead, 9-3. The scoring drive went seven plays for 50 yards.

Edging UNLV 128-93 in total yards after the opening quarter, the Rebels offense controlled much of the second quarter limiting the Bulldogs to only 20 yards of total offense and one possession.

The Rebels held the ball for 11:31 in the second frame, notching a pair of field goals to tie the game at 9-9 by the end of the half, marking the first time since going to Washington the 'Dogs did not hold a halftime lead.


UNLV began the second half with the ball and continued to control the time of possession battle after going on an 11-play, 75-yard drive that took 5:29 off the clock. The Rebels finished their drive with a 7-yard touchdown run by quarterback Johnny Stanton. It was the first touchdown allowed by the Bulldog defense in 11 quarters dating back to the third quarter of the San Jose State contest on Oct. 7.

Responding to the adversity, the 'Dogs went on a season-long 89-yard drive that took 14 plays and was punctuated with a five-yard score from Mims to knot the game at 16-16. That drive saw the Bulldogs rush 11 times for 55 yards and McMaryion connected on three passes for 34 yards.

After forcing the Rebels to punt for the first time with 1:56 remaining in the third quarter, a costly mishandled punt by KeeSean Johnson set the Rebels up on a short field, needing 23 yards for a score. It took them four plays to capitalize, capped by a 2-yard rush by Lexington Thomas to give UNLV a 23-16 lead.

With the 'Dogs starting their next drive at their own 15, having 10:12 left in the game and down seven, the Bulldogs were able to move the ball 40 yards until being stalled at the UNLV 48-yard line with a fourth-and-two. Fresno State took a timeout and elected to punt coming out of it, the snap sailed over punter Blake Cusick's head for a loss of 36 yards. The ball was recovered by Cusick at the Fresno State 19-yard line and the ball turned over to the Rebels.

The Bulldog defense held UNLV to negative six yards, but a 25-yard field goal by Gutierrez put the visitors ahead 26-16.





2017 Fresno State Football

Fresno State 20, BYU 13

Nov. 4, 2017 • Bulldog Stadium • Fresno, Calif. • Attendance: 29,370

SCORE BY QUARTERS	1	2	3	4	OT	FINAL
BYU	0	6	7	0	-	13
Fresno State	10	0	3	7	-	20

SCORING SUMMARY

			Plays	TOP	Score
FS 1st	08:16	CAMACHO 43 yd field goal	10-48	5:21	0-3
FS 1st	02:08	MIMS 2 yd run (CAMACHO kick)	5-57	2:14	0-10
BYU 2nd	11:30	ALMOND 27 yd field goal	14-78	5:32	3-10
BYU 2nd	00:00	ALMOND 46 yd field goal	15-64	3:20	6-10
FS 3rd	10:07	CAMACHO 42 yd field goal	10-46	4:45	6-13
BYU 3rd	04:28	CANADA 4 yd run (ALMOND kick)	11-75	5:32	13-13
FS 4th	12:40	MIMS 2 yd run (CAMACHO kick)	14-88	6:42	13-20

TEAM STATS

	BYU	Fresno St.
First Downs	21	16
Rushing Att-Yards	27-122	40-136
Passing Cmp-Att-Yds	23-43-214	14-20-174
Total Plays-Yards	70-336	60-310
Fumbles-Lost	1-1	0-0
Penalties-Yards	3-25	5-40
Punts-Yards	3-127	4-196
Average	42.3	49.0
Net	42.3	49.0
Punt Returns (#-Yds-TD)	1-0-0	0-0-0
Kickoff Returns (#-Yds-TD)	5-99-0	3-53-0
Interceptions-Yards-TD	0-0-0	0-0-0
Fumble Ret-Yards-TD	0-0-0	0-0-0
Time of Possession	28:38	31:22
3rd Downs	7-of-14	7-of-14
4th Downs	0-of-2	1-of-1
Sacks By	0-0	2-12

INDIVIDUAL LEADERS

Rushing (att-yds-TD):
FS - Jordan Mims (20-54-2)
BYU - S. Canada (12-84-1)
Passing (cmp-att-int-yds-TD):
FS - Marcus McMaryion (14-20-0-174-0)
BYU - T. Mangum (20-33-0-163-0)
Receiving Yards (no-yds-TD):
FS - Da'Mari Scott (4-61-0)
BYU - M. Bushman (9-97-0)
Defense (ST-AT-TT-TFL-Sack):
FS - Jeffrey Allison (6-8-14-1.0-1.0)
BYU - S. Takitaki (8-3-11-1.5-0.0)
Interceptions (no-yds-TD):
FS - None
BYU - None

FRESNO, Calif. - Gaining bowl eligibility for the first time since 2014, the Fresno State Bulldogs picked up its sixth win of the season, defeating BYU 20-13, on Saturday night at Bulldog Stadium.

"It is nice," Fresno State head coach Jeff Tedford said of being bowl eligible. "That was one of our goals we set going into the year, getting into a bowl game. We still have a lot of work to do, but it is nice to get that sixth win. The players deserve it, they work really hard. The staff has done a phenomenal job. It is always gratifying to see hard work pay off, especially in a game like tonight where it could have gone either way. We found a way to get that sixth win and I am very proud of our players and our staff."



Fresno State (6-3), who improved to 4-1 at home this season, totaled 310 yards of offense as junior quarterback Marcus McMaryion went 14-of-20 through the air for 174 yards while spreading it out to five different Bulldog pass catchers. Leading the way was senior Da'Mari Scott with 61 yards on four receptions while junior KeeSean Johnson added 47 yards on a team-high five receptions.

On the ground, the Bulldogs gained 136 yards on 40 carries (4.5 yards/carry) as the duo of Josh Hokit and Jordan Mims churned out 113 yards in the backfield. Hokit led the way with 59 yards on 13 carries while Mims added 54 yards on a team-high 20 carries and had his second consecutive multi-touchdown game with two scores.

Defensively, sophomore linebacker Jeffrey Allison tied his career-high with 14 tackles (10 at halftime) making six solo stops and added a sack and a fumble recovery. Sophomore free safety Mike Bell had his second double-figure tackle contest with 10 tackles, seven solo, and added a fumble recovery.

The Bulldog defense added two sacks, 10 pass breakups, two quarterback hits and created its 15th turnover of the season with Bell's forced fumble in the fourth quarter.

How It Happened

After the Bulldog defense forced a BYU three-and-out to start the game, the 'Dogs took over at their opponents' 25-yard line and proceeding to score on its opening drive for the second-straight game - a 43-yard field goal by senior kicker Jimmy Camacho to give the 'Dogs a quick 3-0 lead.

The 'Dogs defense came up big on the next drive, stopping the Cougars short on a 4th-and-1. Fresno State took over at their own 43-yard line and went on a five-play, 57-yard drive that ended with a two-yard rushing touchdown by Mims for his fourth score of the season. A 50-yard pass from McMaryion to Jamire Jordan on third-and-10 set the score up, which gave the 'Dogs a 10-0 lead with 2:08 to play in the first quarter.

Leading in total yardage 115-83 after the opening 15 minutes, the Bulldogs were slowed down by the BYU defense in the second quarter as they were limited to 38 yards. The Cougars used a pair of field goals by redshirt junior kicker Rhett Almond to cut the Fresno State lead to 10-6 at halftime.

The 'Dogs started with the ball to open the second half and used a 10-play, 46-yard drive to add three more points behind a 42-yard kick from Camacho, his fourth field goal of 40-plus yards this season, putting the Bulldogs up 13-6.

BYU responded with an 11-play, 75-yard drive, capped by a four-yard touchdown score by running back Squally Canada to tie the game at 13-13 with 4:28 left in the third quarter.

The Bulldogs' offense answered with the eventual game-winning touchdown by putting together a 14-play, 88-yard drive that took 6:42 off the clock as Mims scored on a 2-yard plunge to put Fresno State on top 20-13. The 'Dogs rode the back of Mims as he carried the ball seven times for 19 yards, including the final six plays of the drive.

With the Cougars attempting to tie the game in the fourth quarter, a batted ball by George Helmuth halted a fourth-down attempt and a forced fumble by Bell recovered by Allison sealed the game as the Cougars were held to 54 yards in the fourth quarter.

Game #10, MW Game #6

Fresno State 31, Hawai'i 21

Nov. 11, 2017 • Aloha Stadium • Honolulu, Hawai'i • Attendance: 21,357

SCORE BY QUARTERS	1	2	3	4	OT	FINAL
Fresno State	0	21	10	0	-	31
Hawai'i	7	0	0	14	-	21

SCORING SUMMARY

			Plays	TOP	Score
UH 1st	02:52	NOA 7 yd pass from BROWN (TRIFONOVITCH kick)	11-54	5:26	0-7
FS 2nd	11:45	JOHNSON, K. 4 yd pass from McMARYION (CAMACHO kick)	10-62	4:01	7-7
FS 2nd	01:56	RICE, Ja. 25 yd pass from McMARYION (CAMACHO kick)	5-62	2:08	14-7
FS 2nd	00:19	TANGIPA 3 yd pass from McMARYION (CAMACHO kick)	8-58	1:03	21-7
FS 3rd	05:02	CAMACHO 27 yd field goal	9-54	3:51	24-7
FS 3rd	01:38	JOHNSON, K. 16 yd pass from McMARYION (CAMACHO kick)	6-49	2:42	31-7
UH 4th	14:23	COLLIE 15 yd pass from BROWN (COLLIE pass from Brown)	9-75	2:15	31-15
UH 4th	13:09	MATAUTIA 19 yd interception return (BROWN pass failed)	--	--	31-21

TEAM STATS

	Fresno St.	UH
First Downs	24	16
Rushing Att-Yards	36-175	37-118
Passing Cmp-Att-Yds	19-36-226	18-31-154
Total Plays-Yards	72-401	68-272
Fumbles-Lost	1-0	2-1
Penalties-Yards	6-46	4-36
Punts-Yards	4-199	6-251
Average	49.8	41.8
Net	44.8	40.7
Punt Returns (#-Yds-TD)	1-7-0	0-0-0
Kickoff Returns (#-Yds-TD)	4-75-0	1-6-0
Interceptions-Yards-TD	1-0-0	2-38-1
Fumble Ret-Yards-TD	0-0-0	0-0-0
Time of Possession	31:04	28:56
3rd Downs	5-of-12	7-of-15
4th Downs	0-of-0	1-of-2
Sacks By	5-29	0-0

INDIVIDUAL LEADERS

Rushing (att-yds-TD):
FS - Jordan Mims (12-55-0)
UH - D. Saint Juste (22-104-0)
Passing (cmp-att-int-yds-TD):
FS - Marcus McMaryion (19-36-2-226-4)
UH - Dru Brown (18-31-1-154-2)
Receiving Yards (no-yds-TD):
FS - KeeSean Johnson (6-91-2)
UH - Dylan Collie (6-60-1)
Defense (ST-AT-TT-TFL-Sack):
FS - Tobenna Okeke (5-1-6-3.0-3.0)
UH - Jahlani Tavai (7-7-14-1.0-0.0)
Interceptions (no-yds-TD):
FS - Tank Kelly (1-0-0)
UH - S. Matautia (1-19-1)

HONOLULU - The Fresno State football team defeated Hawai'i 31-21 Saturday night at Aloha Stadium, fueled by a tenacious defense that held its opponent under 300 yards total offense for the fourth time this season.

The Bulldog offense, led by four touchdown passes from Marcus McMaryion, scored 31 straight points after the Rainbow Warriors took a 7-0 advantage after the first quarter. It was the first time since the 'Dogs traveled to Washington on Sept. 16 that they were held out of the endzone in the opening frame, but a 21 point second quarter gave the Bulldogs a 21-7 lead at the intermission. All this in a first half that also saw a 41 minute lightning delay that made the teams return to their respective locker rooms.



Fresno State (7-3, 5-1 MW) scored 10 points in the third quarter to grab the game's momentum, but Hawai'i (3-7, 1-6 MW) would not go without a fight as they scored 14 in the final frame.

The Bulldogs' offense posted 401 total yards, 226 via the pass game and 175 on the ground.

Marcus McMaryion was 19-of-36 for 226 yards (four touchdowns and two interceptions), with his top target being Da'Mari Scott, who had a team-high seven receptions (for 82 yards). KeeSean Johnson posted two touchdowns on six catches and a team-best 91 yards. The run game was split evenly between Jordan Mims' 12 carries, Ronnie Rivers' 11 carries and Josh Hokit's 10 carries. Mims led the group with 55 yards.

Tobenna Okeke wreaked havoc on the defensive side of the ball, posting three sacks and forcing two fumbles. James Bailey led the team with nine tackles while Jeffrey Allison and George Helmuth posted eight apiece.

How it Happened

Trailing 7-0, and with just 28 yards on its first three possessions, Fresno State's offense began to start rolling in the second quarter as its defense put the clamps on the Rainbow Warriors' offense. McMaryion, who opened the game 3-of-10, started to find his receivers. After missing his first of the second quarter, the junior connected on three consecutive throws, finding KeeSean Johnson in the back of the endzone as the wideout got a toe down before being knocked out of bounds.

Holding UH to 14 yards over its next two possessions, the 'Dogs took the lead 14-7 with 2:08 remaining on the clock. The Bulldogs put together a five-play, 62-yard drive in just over two minutes as McMaryion capped off the possession with 25-yard strike across the middle to Jared Rice.

Forcing its second straight three-and-out, Fresno State used just over a minute to move the ball 58 yards as McMaryion found David Tangipa from three-yards out for his first career touchdown reception to close the half with 19 second remaining.

Jimmy Camacho added to the Bulldogs' lead on Fresno State's opening possession of the third quarter with a 27-yard field goal. On UH's ensuing possession, Tobenna Okeke forced a fumble on Dru Brown which Robert Stanley pounced on. Six plays later, McMaryion found Johnson again as the junior darted his away into the endzone for an 18-yard catch-and-run to push the Bulldogs lead to 31-7.

The Rainbow Warriors scored 14 unanswered points in the fourth, the second score coming by way of a 19-yard interception return for a touchdown by Solomon Matautia to bring the Rainbow Warriors within 10, 31-21. It was McMaryion's first interception in 149 attempts.

Hawai'i, making one final push, were halted by Tank Kelly who sealed the game with his first career interception in the back of the endzone with 2:14 left in the game.





Game #11, MW Game #7

Fresno State 13, Wyoming 7

Nov. 18, 2017 • War Memorial Stadium • Laramie, Wyo. • Attendance: 15,440

SCORE BY QUARTERS	1	2	3	4	OT	FINAL	
Fresno State	3	7	3	0	-	13	Record (8-3, 6-1)
Wyoming	0	0	0	7	-	7	Record (7-4, 5-2)

SCORING SUMMARY

				Plays	TOP	Score
FS	1st	08:17	CAMACHO 27 yd field goal	10-58	3:37	3-0
FS	2nd	11:12	RIVERS 21 yd pass from McMARYION (CAMACHO kick)	1-21	0:07	10-0
FS	3rd	03:46	CAMACHO 29 yd field goal	13-83	6:29	13-0
WY	4th	02:25	EVANS 6 yd pass from SMITH (ROTHER kick)	7-80	1:52	13-7

TEAM STATS

	Fresno St.	Wyoming
First Downs	15	12
Rushing Att-Yards	45-147	28-77
Passing Cmp-Att-Yds	14-23-186	20-33-231
Total Plays-Yards	68-333	61-308
Fumbles-Lost	2-1	2-2
Penalties-Yards	5-35	3-15
Punts-Yards	9-425	9-398
Average	47.2	44.2
Net	40.4	43.9
Punt Returns (#-Yds-TD)	2-3-0	2-1-0
Kickoff Returns (#-Yds-TD)	0-0-0	1-39-0
Interceptions-Yards-TD	0-0-0	0-0-0
Fumble Ret-Yards-TD	1-3-0	1-3-0
Time of Possession	35:32	24:28
3rd Downs	6-of-18	2-of-14
4th Downs	0-of-0	1-of-3
Sacks By	1-6	1-6

INDIVIDUAL LEADERS

Rushing (att-yds-TD):

FS - Josh Hokit (21-69-0)
WY - K. Overstreet (10-31-0)

Passing (cmp-att-int-yds-TD):

FS - Marcus McMaryion (14-23-0-186-1)
WY - Nick Smith (20-32-0-231-1)

Receiving Yards (no-yds-TD):

FS - KeeSean Johnson (6-48-0)
WY - Austin Conway (7-105-0)

Defense (ST-AT-TT-TFL-Sack):

FS - Jeffrey Allison (9-2-11-0-0-0-0)
WY - A. Wingard (7-5-12-0-0-0-0)


Interceptions (no-yds-TD):

FS - None
WY - None

LARAMIE, Wyo. – Earmarked as a game that would be a defensive battle, it lived up to the hype as Fresno State outlasted Wyoming 13-7 on a sub-freezing day at War Memorial Stadium on Saturday.

With the win, Fresno State (8-3, 6-1 MW) captured its third West Division title in the last five seasons. The win also guaranteed the Bulldogs a date with Boise State in the Mountain West championship game on Dec. 2. The host site is still to be determined.

"I can't be prouder of this team," said head coach Jeff Tedford. "And I can't be happier for them. The turnaround that they've made, the belief and confidence, the hard work they've put in, the coaching staff has done a phenomenal job. It's a great feeling when all the hard work pays off."



Fresno State's defense held Wyoming to 175 yards through the first 55 minutes of the game, and won the turnover battle for the seventh time this season. Linebackers Jeffrey Allison and George Helmuth each led the defense with 11 tackles and a fumble recovery apiece.

Junior quarterback Marcus McMaryion passed for 186 yards and a touchdown on 14-of-23 attempts, while the running back trio of Josh Hokit (69), Jordan Mims (40) and Ronnie Rivers (33) helped sustain drives and bleed the clock throughout the afternoon on 41 carries.

How It Happened

After going three-and-out on their opening drive, the Bulldogs put together a 10-play, 58-yard drive, highlighted by a 32-yard catch by Jared Rice. The tight end's reception set up a 27-yard field goal by Jimmy Camacho to give the 'Dogs an early 3-0 lead.

Fresno State held the lead 3-0 after the opening quarter, limiting Wyoming to 36 yards offense – a single-game low for a Bulldogs' opponent this season.

Early in the second quarter, Wyoming opted to go for a fourth-and-1 from the Fresno State 37-yard line, but George Helmuth slipped through and met Nick Smith at the line of scrimmage before Jeffrey Allison helped clean the play up to force the turnover on downs. On the ensuing play, Ronnie Rivers caught a short pass on the outside was stripped by Andrew Wingard. Wyoming initially recovered the ball, but it was ruled that Cowboys player's foot was out of bounds giving the ball back to the 'Dogs.

The 'Dogs were forced to punt three plays later, but Austin Conway muffed the punt for the Cowboys with 11:19 in left in the half. Racing down the field in coverage, Helmuth pounced on the ball at the 21-yard line. On the ensuing play, Marcus McMaryion threw an over-the-shoulder pass to the front left pylon to Ronnie Rivers to give the 'Dogs a 10-0 lead and maintained the lead going into the break thanks to Jaron Bryant forcing a fumble in the redzone (recovered by Allison) with less than a minute remaining in the half.

The Bulldogs' scored first in the second half, increasing the lead to 13-0, following a 13-play, 83-yard drive on their second possession of the half. The drive which ate up 6:29 off of the clock ended with a 29-yard field goal from Camacho.

Smith, replacing an injured Josh Allen, attempted a late rally for Wyoming, connecting on six-of-seven passes, including a six-yard touchdown pass to Nico Evans to pull the Cowboys within six, 13-7 with 1:52 left in the game. The 'Dogs were held to a three-and-out, putting the game on their defense. Wyoming moved the ball down to the Fresno State 27-yard line, but the Cowboys could get no further as the 'Dogs forced three incompletions and Robert Stanley ended the game by tackling a scrambling Smith at the line of scrimmage.

