



# FRESNO STATE FOOTBALL

## - 2017 GAME NOTES -

**Football Contact:** Matt Burkholder, Director of Communications  
 Office: 559-278-6186 (direct) Cell: (559) 862-3771 Twitter: FresnoStateFB  
 E-mail: mburkholder@csufresno.edu Website: gobulldogs.com Instagram: Fresno\_State\_Football  
**Secondary Football Contact:** Josh Mitchell, Assistant Director of Communications  
 Office: 559-278-7301 (direct) Cell: (559) 389-1960 E-mail: jomitchell@csufresno.edu

### BYU (2-7) at Fresno State (5-3, 4-1 MW)

Game No. 9 / Nonconference

Nov. 4, 2017 • Bulldog Stadium (41,031) - Fresno, Calif. / 7:45 p.m. PT

Radio: 940 AM ESPN/1600 AM ESPN Deportes | TV: ESPN2 | Live Stats: [gobulldogs.com](http://gobulldogs.com)

#### QUICK FACTS

##### COACHES:

Jeff Tedford (Fresno State, 1992)  
 Fresno State Record (1st season)..... 5-3  
 Career Record..... 87-60  
 Kalani Sitake (BYU, 2000)  
 BYU Record (2nd season) ..... 11-11  
 Career Record..... Same  
**SERIES:** ..... Tied, 5-5

##### OFFENSIVE QUICK FACTS:

	Fresno St.	BYU
Scoring	30.1	15.3
Rushing	168.1	109.2
Passing	237.4	192.6
Total	405.5	301.8
KO Return	22.6	16.9
3rd Down Conv.	32%	34%
4th Down Conv.	7/12	4/16

##### DEFENSIVE QUICK FACTS:

	Fresno St.	BYU
Scoring	18.6	27.1
Rushing	122.9	173.8
Passing	185.4	215.7
Total	308.2	389.4
Net Punting	33.9	40.9
Opp. 3rd Down Conv.	31%	42%
Opp. 4th Down Conv.	4/13	10/18

\* Stats reflect through Oct. 29, 2017

#### Media Coverage

##### TV: ESPN2

Play-by-Play: Roy Philpott; Analyst: Tom Ramsey; Sideline: None

**RADIO: 940 AM ESPN Radio;** Gameday Live (4:45 p.m.); Pregame Show (6:45 p.m.)

Play-by-Play: Paul Loeffler; Analyst: Pat Hill; Sideline: Cameron Worrell

**ESPN Deportes (1600 AM)** in Spanish

Play-by-Play: Jesse Beltran; Analyst: Octavio Duarte; Sideline: Nicolas Madrigal

**SATELLITE RADIO:** Sirius Ch. 143; XM Ch. 143; Internet Radio Ch. 143

#### Headlines

→ Fresno State and BYU are meeting for the second time since 1998, and first since 2015 when the 'Dogs went to Provo. The all-time series is knotted 5-5.

→ Of 21 coaches in FBS football who have returned to be the head coach at their respective alma maters, tonight's game features two of them in Jeff Tedford (Fresno State, '92) and Kalani Sitake (BYU, '00).

→ If Fresno State captures its sixth win on Saturday, Jeff Tedford will become the third head coach in the history of the program to lead Fresno State to a bowl game in year one - joining Tim DeRuyter (2012) and Alvin Pierson (1945).

→ KeeSean Johnson, with 30 consecutive games with at least one reception, is among a group of 14 individuals in the nation that carries a streak of 30 games or more.

→ Marcus McMaryion has 98 straight passing attempts since throwing his only interception of the season (in the third quarter against Nevada).

→ Key stat: The Bulldogs' offensive line that ranks No. 2 in the nation in tackles for loss allowed (3.25 per game) goes up against a BYU defense that ranks 120th in the nation in team TFLs (4.2 per game) manufactured.

→ Locked in at the start: Fresno State's opponents have scored just three points combined in the first quarter over four games at Bulldog Stadium.

→ Fresno State continues to hold first place in the West Division of the Mountain West standings despite its loss to UNLV last Saturday. San Diego State is one game back in the West; both teams have three league games remaining on their respective schedules.

→ The last time BYU played at Bulldog Stadium, Billy Volek led the way in 1998, going 14-of-22 for 189 yards and two TDs, and ran for one as well, in a 31-21 win.

#### 2017 FRESNO STATE SCHEDULE

Date	Opponent	Opponent Ranking*	Time/Result	Record	Series	Note
Sept. 2	Incarinate Word	-	W, 66-0	1-7	1-0	'Dogs pitch first shutout since 2009 in Tedford's debut
Sept. 9	at Alabama [ESPN2]	#1/#1 -	L, 41-10	8-0	0-1	Fresno State drops to 0-3 all-time against No. 1 ranked teams
Sept. 16	at Washington [PAC-12 Net.]	#12/#11 -	L, 48-16	7-1	1-3	The 'Dogs post double-digit TFLs for first time since 2014
Sept. 30	Nevada^ [AT&T/ROOT]	-	W, 41-21	1-7	28-20-1	Fresno State outgains Wolf Pack 504-314 in McMaryion's debut
Oct. 7	at San Jose State^ [ESPN3]	-	W, 27-10	1-8	41-37-3	Fresno State reclaims Valley Trophy; earns first MW win at CEFCU Stadium
Oct. 14	New Mexico^# [AT&T/ROOT]	-	W, 38-0	3-5	12-4	FS posts second shutout win; first time since 1988 'Dogs have done so
Oct. 21	at San Diego State^ [CBSSN]	RV/RV -	W, 27-3	7-2	24-29-4	Bulldogs limit Penny to 69 yards rushing, total offense to 255 in 27-3 rout
Oct. 28	UNLV^ [AT&T/ROOT]	-	L, 26-16	3-5	13-7	UNLV controls time of possession and Bulldogs in first home defeat
Nov. 4	BYU [ESPN2]	-	7:45 p.m.	2-7	5-5	'Dogs are 3-2 at home in the series; last hosted BYU in 1998 (W, 31-21)
Nov. 11	at Hawai'i^ [KSEE24-TV]	-	8 p.m.	3-5	26-22-1	FS has won 4-straight at Hawai'i, last loss vs. UH on the Islands was in 2007
Nov. 18	at Wyoming^ [AT&T/ROOT]	-	11 a.m.	5-3	5-5	Last visit to Laramie was in 2013; the No. 17 Bulldogs won 48-10
Nov. 25	Boise State^ [CBSSN]	RV/RV -	12:30 p.m.	6-2	5-13	FS and BSU to face off for first time since 2014 MW Championship Game

Key: \*AP Poll/USA Today Coaches Poll (2017 week 10 rankings); ^ MW Game; # homecoming

REFERENCE: "Fresno State" (never: FSU, FRES, CSUF, Fresno State University or just "Fresno"); ABBREVIATIONS: Fresno St. or FS



## MEDIA INFORMATION

### Media Availability

Interviews for Bulldog players and coaches will be coordinated through the Fresno State Athletics Communications Office 24 hours in advance to ensure availability.

Contact Matt Burkholder at (559) 278-6186 to make arrangements for interviews with student-athletes and coaches. Freshmen (both true and redshirt) along with any other newcomers to the program will not be allowed to do interviews until after they play in their first game, per team rules.

### In-Season Media Interview Schedule

#### Sunday:

No media.

#### Monday:

Head Coach Jeff Tedford weekly press conference.

#### Tuesday:

Players day: players after practice.

#### Wednesday/Thursday:

Head Coach Jeff Tedford and assistants after practice.

#### Friday:

No media.

#### Saturday:

Post-game only.

### Weekly Media Conference

Fresno State's weekly media conference will be held at 11 a.m. in the Josephine Theater inside the Duncan Building on Mondays during the football season. The press conference is open to credentialed members of the media only. The media conference can be viewed live via the Mountain West Network.

### ESPN Coaches Show

The weekly radio show airs live on ESPN Radio (940 AM) with host Paul Loeffler. The Dog House Grill on Shaw Ave. hosts the show from 6-7 p.m. each Wednesday of a game week.

### Football Email List

If you would like to be added to the Bulldog football email list to receive breaking news about the team, please contact Matt Burkholder.

### Fresno State Athletics Communications

5305 N. Campus Drive NG 27

Fresno, CA 93740

Phone: (559) 278-6873

Fax: (559) 347-9415

Tickets: (559) 278-DOGS (3647)

Press Box: (559) 278-5959

### ATHLETICS COMMUNICATIONS:

FB Contact.....Matt Burkholder

Email.....mburkholder@csufresno.edu

Office.....559-278-6186

Cell.....559-862-3771

Secondary Contact.....Josh Mitchell

Email.....jomitchell@csufresno.edu

Office.....559-278-7301

Cell.....559-389-1960

**gobulldogs.com**

**collegepressbox.com**  
SINCE 2005 EVERYTHING BUT THE PRE-GAME MEAL

## Scouting the BYU Cougars

BYU enters Saturday's game with a 2-7 record in 2017 and is 0-3 in road games. The Cougars are coming off a 41-20 win over San Jose State at home last Saturday that snapped a seven-game losing skid.

One of four FBS Independents, along with Notre Dame, Army and UMass, BYU ranks No. 125 in the nation in total offense with 301.8 yards per game. On defense, BYU ranks No. 64 in the nation in total defense allowing 389.4 yards per game.

The Cougars rank No. 92 in the country in passing offense averaging 192.6 yards per game while checking in 119th in rushing offense, posting 109.2 yards per game on the ground. Junior quarterback Tanner Mangum has started seven of the Cougars' nine games this season and has thrown for 1,377 yards, completing 56.7 percent of his passes. He has tossed eight of the Cougars' 10 passing touchdowns this season while BYU's four quarterbacks have combined to throw 15 interceptions, including nine by Mangum. On the ground, freshman running back Ula Tolutau leads the team with 303 yards rushing on a team-high 72 carries and has two of the Cougars' five rushing touchdowns. Freshman tight end Matt Bushman leads the team with 31 receptions and ranks second on the club with 304 receiving yards and has added two touchdowns.

Defensively, the Cougars rank No. 62 in passing yards allowed at 215.7 per game while opponents are averaging 173.8 yards per game on the ground for the 73rd ranked rushing defense. Opponents have been successful on third down conversions converting at a 42.1 percent rate. BYU ranks No. 38 in the nation in turnovers gained at 14 (six interceptions and eight fumbles). Senior linebacker Fred Warner leads the team with 68 tackles (39 solo), adding 7.5 tackles for loss, one sack, three pass breakups and one forced fumble.

## 'Dogs program record vs. FBS Independent programs

Saturday will be the 11th game against an FBS Independent program for Fresno State. The Bulldogs enter with a 6-4 overall record in those games, and are winners of five of their last six.

## Series History vs. BYU

Fresno State and BYU are meeting for the second time since 1998 when both schools were members of the Western Athletic Conference. The two paired up for the first of a home-and-home series in 2015 in Provo, Utah. BYU picked up the W two years ago to knot the all-time series between the two programs, 5-5. In home games, Fresno State owns the edge, 3-2, but at Bulldog Stadium, BYU has the lead 2-1. In the five meetings from 1992-98, when both schools were in the WAC, BYU took three of those five games. The first-ever meeting came in 1956, a 26-13 victory for Fresno State in Provo.

## Home is where the heart is

Tonight's game features a pair of coaches who have returned to their respective alma maters with Jeff Tedford at Fresno State and Kalani Sitake at BYU. In total, there are just 21 coaches in FBS football who have returned to be the head coach at their respective alma maters. Tedford, in his first year at Fresno State, played quarterback in 1981 and 1982, and returned to school to earn his bachelors in 1992 while getting his start in coaching. Sitake, in his second year at BYU, was a fullback for the Cougars in 1994 and returned to the lineup from 1997-2000 after serving a two-year mission and taking a redshirt season. Sitake received his bachelors in 2000.

## 2017 BYU GAME RESULTS

Aug. 26: W, 20-6 vs. Portland State

Sept. 2: L, 27-0 vs. No. 13 LSU

Sept. 9: L, 19-13 vs. Utah

Sept. 16: L, 40-6 vs. No. 10 Wisconsin

Sept. 29: L, 40-24 at Utah State

Oct. 6: L, 24-7 vs. Boise State

Oct. 14: L, 35-10 at Miss. State

Oct. 21: L, 33-17 at E. Carolina

Oct. 28: W, 41-20 vs. San Jose State

Fresno State vs Independents		
Date	Opponent	Result
11/21/15	at BYU	L, 52-10
10/5/13	at Idaho	W, 61-14
12/1/01	vs. Utah State	W, 70-21
10/3/92	vs. Louisiana Tech	W, 48-14
10/21/91	vs. Long Beach St.	W, 42-14
9/7/91	vs. Northern Illinois	W, 55-7
10/6/90	at Northern Illinois	L, 73-18
11/7/81	vs. UNLV	W, 42-26
9/13/80	at UNLV	L, 35-6
11/3/79	vs. UNLV	L, 31-28





## Recipe for success

An offensive line sets the tone, and Fresno State's has come together this season to do just that. In this week's matchup in particular, which pits the Bulldogs' offensive line that ranks No. 2 in the nation in tackles for loss allowed (3.25 per game) vs. a BYU defense that ranks 120th in the nation in team TFLs (4.2 per game), could be a great recipe for Marcus McMaryion (4.2 per game), could be a great recipe for spreading the ball around and the running backs to find lanes.

→ In the last 15 seasons prior, the closest match to this season's success in limiting TFLs through eight games was in 2006 (34).

→ At San Diego State, Fresno State did not allow a tackle for loss for the first time since traveling to Nebraska on September 10, 2011. During the last two weeks, the Bulldogs have allowed just one TFL.

## Experience paying off for offensive line

With 65 career starts along the offensive line entering the season, Fresno State has allowed just six sacks through eight games in 2017. The 0.75 sacks allowed per game ranks No. 9 in the FBS and No. 2 in the MW. Ranking 96th with 2.58 allowed per game in 2016, this year's group which features only one first-time starter has held up against two teams which ranked in the top 20 in 2016 in sacks.

→ Of the eight teams ahead of the 'Dogs, two feature a triple-option offense (Army, Navy) which allows for less opportunities to give up sacks.

→ The 'Dogs have allowed more than one sack in a game just once this season (Alabama).

→ Fresno State has kept three opponents without a sack this season, and have allowed just two in its last four games.

### SEASON STARTS BY POSITION - OFFENSIVE LINE (ACTIVE PLAYERS)

	2017	2016	2015
<b>Left Tackle</b>	Christian Cronk (8)	Christian Cronk (12)	
<b>Left Guard</b>	Netane Muti (8)	Aaron Mitchell (4)	Aaron Mitchell (12)
		Logan Hughes (5)	
<b>Center</b>	Aaron Mitchell (8)	Aaron Mitchell (8)	
<b>Right Guard</b>	Micah St. Andrew (8)	Micah St. Andrew (12)	Micah St. Andrew (5)
<b>Right Tackle</b>	David Patterson (8)	David Patterson (12)	

## QB Efficiency

Marcus McMaryion is one of the more efficient quarterbacks in the Mountain West, ranking No. 2 among the league with a 148.57 efficiency rating. Since becoming the full-time starter, beginning with league play on Sept. 30 vs. Nevada, McMaryion is 78-of-124 for 1,059 yards, with five touchdowns and one interception. While coming off the bench in nonconference play, McMaryion was 21-of-30 for 235 yards, with two touchdowns and zero INTs. McMaryion's body of work after eight games has him on pace to have an all-time top 10 completion percentage.

→ McMaryion has 98 straight attempts since throwing his only interception of the season (in the third quarter against Nevada).

→ If the season ended after game eight, McMaryion's completion percentage would rank as the sixth-best in a single season.

→ Even with the high efficiency rating, the Dinuba (Die-new-ba) native has let the ball fly as he ranks No. 23 in the FBS and No. 2 in the MW in yards per attempt at 8.4 yards. He ranks No. 33 in the FBS and No. 4 in the MW in yards per completion at 13.07 yards.

→ McMaryion has produced 23 pass completions of 20-plus yards this season, including 11 of 30 or more yards.

### Pass Completion Percentage (Season)

Minimum 75 Attempts

1.	Derek Carr, 2013	.687	453-of-659
2.	Derek Carr, 2012	.673	344-of-511
3.	Billy Volek, 1999	.650	249-of-383
4.	David Carr, 2001	.645	344-of-533
5.	Mark Barsotti, 1992	.644	123-of-191
-	Marcus McMaryion, 2017	.643	99-of-154
6.	Trent Dilfer, 1993	.641	254-of-396
7.	Paul Pinegar, 2005	.637	265-of-416
8.	Ryan Colburn, 2010	.631	227-of-360
9.	Tom Brandstater, 2007	.626	211-of-337
10.	Derek Carr, 2011	.626	279-of-446

### TFLs allowed through 8 games

Year	TFLs
2017	26
2016	48
2015	65
2014	57
2013	35
2012	50
2011	38
2010	53
2009	38
2008	35
2007	37
2006	34
2005	36
2004	49
2003	40
2002	43

## QUICK FACTS

### GENERAL INFORMATION:

Location	Fresno, Calif.
Founded	1911
Enrollment	24,500
President	Dr. Joseph I. Castro
Director of Athletics	Jim Bartko
Senior Woman Administrator	Carrie Coll
Colors	Red and Blue
Nickname	Bulldogs
Conference	Mountain West

### TEAM HISTORY:

First Year of Football	1921
Seasons	95
All-Time Record	593-422-27
All-Time Home Record	372-174-14
All-Time Away Record	210-231-13
All-Time Neutral Record	
(not including bowl games)	0-2
All-Time Bowl Record	11-15
All-Time Mountain West Games Only	25-20
Conference Championships	27
Last Conference Championship	2013-Mountain West
Bowl Appearances	26
Last Bowl	2014-Hawai'i Bowl
All-America Selections	117
First-Team All-Americans	18

### STADIUM INFORMATION:

Name	Bulldog Stadium (41,031)
Surface	FieldTurf
Completed	1980 (Beginning 37th Full Season)
First Game	Nov. 25, 1980 vs. Montana State
Record in Stadium	171-55-2
Largest Crowd	42,881 (5x in 2001)
Number of 40,000-plus crowds	33
Last 40,000-plus crowd	9/13/14 vs. Nebraska (41,031)
Press Box Phone	(559) 278-5959

### TEAM INFORMATION:

2016 Overall Record	1-11
2016 Mountain West Record (Finish)	0-8 (6th, west division)
2016 Bowl	Did not qualify
2016 Final Ranking	Unranked
Starters Returning/Lost	17/8
Offense: 9/2   Defense: 6/5   Special Teams: 2/1	
Lettermen Returning/Lost	37/21
Offense: 16/8   Defense: 18/11   Special Teams: 3/2	
Base Offense	Pro-Style
Base Defense	4-3

### Today's Honorary Alumni Game Captains

- Carl Ray Harris Sr. (Football)
- Carl Ray Harris Jr. (Basketball)
- Lee Harris (Football)
- David Stone (Swim & Dive)







## AROUND THE MOUNTAIN WEST

### 2017 MW Standings

Mountain Division	MW		Overall	
	W	L	W	L
Boise State	4	0	6	2
Colorado State	4	1	6	3
Wyoming	3	1	5	3
Air Force	3	2	4	4
Utah State	2	3	4	5
New Mexico	1	4	3	5

West Division	MW		Overall	
	W	L	W	L
Fresno State	4	1	5	3
San Diego State	3	2	7	2
UNLV	2	3	3	5
Nevada	1	3	1	7
Hawai'i	1	4	3	5
San Jose State	0	4	1	8

### Mountain West Records

(Since Fresno State Joined MW in 2012)

	MW		Overall	
	W	L	W	L
Boise State	35	9	56	18
San Diego State	35	10	53	23
Colorado State	28	17	41	30
Fresno State	25	20	35	37
Air Force	24	20	40	32
Utah State	21	16	32	29
Nevada	19	25	31	40
Wyoming	19	25	28	41
New Mexico	16	29	30	41
UNLV	15	30	21	49
San Jose State	14	23	20	37
Hawai'i	9	36	20	51

\* denotes team joined MW in 2013

### Mountain West Records - Home Games only

(Since Fresno State Joined MW in 2012)

	Overall		Pct.
	W	L	
Boise State	31	4	.886
Air Force	26	8	.765
San Diego State	29	10	.744
Colorado State	23	10	.697
Utah State	20	9	.690
Fresno State	22	12	.647
Wyoming	20	16	.556
Nevada	18	16	.529
New Mexico	18	19	.486
San Jose State	12	13	.480
Hawai'i	16	22	.421
UNLV	14	22	.389

### 30-Straight games

Since his redshirt freshman season, in 2015, junior KeeSean Johnson has been a steady pass catcher for Bulldog quarterbacks. The Palo Alto native has one game in his entire career where he went without a catch - at Ole Miss in 2015 as a redshirt freshman. Since then, Johnson has caught at least one pass in 30 consecutive games and is among an elite list among the nation's best.

→ Johnson, with 30 consecutive games with at least one reception, is among a group of 14 individuals in the nation that carries a streak more than 30 games.

→ Teammate Jamire Jordan carried a streak of 26 consecutive games with at least one catch, which started in his collegiate debut on Sept. 3, 2015, but was snapped earlier this season at Washington on Sept. 16.

→ The Bulldogs are the only Mountain West team with two returning receivers (Johnson and Jordan) that had more than 45 catches last season.

### 2017 ACTIVE STREAK OF CONSECUTIVE GAMES WITH A RECEPTION

Player, School	Games
Allen Lazard, Iowa State	43
James Washington, Oklahoma State	40
Calvin Ridley, Alabama	38
Ryan Yurachek, Marshall	37
Jaylen Samuels, NC State	36
Phil Mayhue, Memphis	36
Christian Kirk, Texas A&M	34
Anthony Miller, Memphis	33
Courtland Sutton, SMU	32
Richie James, Middle Tennessee	31
Deon Cain, Clemson	31
<b>KeeSean Johnson, Fresno State</b>	<b>30</b>
Cody Thompson, Toledo	30
Emanuel Thompson, Troy	30

### Fresno State's Biletnikoff Watchlist

Junior wide receiver KeeSean Johnson entered the season as a Biletnikoff Award watchlist and traveled to Mountain West media days to represent Fresno State's offense. Highly touted during the preseason, Johnson has backed up that talk with production on the field over the first half of the season, leading the team with 41 catches, 555 receiving yards and four touchdowns. The Palo Alto, California native manufactured team bests in receptions in five of eight games - hauling in 5.12 receptions per game. Johnson has surpassed 100 yards three times this season after entering his junior campaign with one 100-yard game on his resume.

### Pass Receptions (Career)

1. Davante Adams, 2012-13	233
2. Josh Harper, 2011-14	228
3. Rodney Wright, 1998-01	222
4. Isaiah Burse, 2010-13	209
5. Bernard Berrian, 1999-03	199
6. Brian Roberson, 1993-96	188
7. Charlie Jones, 1992-95	187
8. Charles Smith, 1998-01	171
9. <b>KeeSean Johnson, 2015-Pres.</b>	<b>144</b>
10. Larry Willis, 1983-84	142
11. Marke Davis, 1999-03	139

### Freshman in the backfield

After eight games, the Bulldog back field has seen two true freshman make five and three starts, respectively. Ronnie Rivers, from Brentwood HS, has made five starts while Jordan Mims, from Menlo-Atherton HS, has made three starts, including the last two in a row. Entering the 2017 season, the Fresno State program had only seen six running backs make starts as true freshman since 1980. That figure has grown by two this year to eight, while just a season ago, that number grew from four to six with then true-freshmen Josh Hokit and Justin Rice seeing starts at running back. Rice has since moved to linebacker, but the trio of Rivers, Mims and Hokit make up 205 of the team's 290 rushing attempts and account for 1,039 of 1,345 yards in 2017.

→ Mims leads the 'Dogs with 403 yards on the ground, with Rivers second with 344. A more punishing runner, Josh Hokit has seen less carries than the freshmen but has accounted for 292 yards and a team-leading seven touchdowns. Rivers has accounted for five TDs on the ground while Mims is at three.

→ Mims has seen the bulk of the work over the last two games as Rivers has been slowed by injury. Mims had his first multi-TD effort last time out against UNLV.

→ With Hokit's three touchdowns at SDSU, he became the first Bulldog to score three rushing TDs in a game since Ryan Mathews performed the feat on Dec. 5, 2009 against Illinois. He has accounted for a team-high nine touchdowns (seven rushing, two passing).





## Taking care of the ball

After committing a season-high three turnovers against Nevada, Fresno State has committed two turnovers in the last four games. Eight games into the season, Fresno State has turned the ball over seven times, and in three of those games, the 'Dogs did not turn the ball. Since Fresno State joined the Mountain West, they've had one season where they logged four games in a season without committing a turnover - 2013.

→ The 'Dogs rank No. 15 in the FBS and No. 1 in the MW with seven turnovers lost.

→ Through eight games, Fresno State has thrown just three interceptions as a team, a stat that ranks seventh in the FBS.

→ Fresno State is on pace to surpass its lowest interception total during the last decade which stands at five during the 2008 season. No Bulldog team has thrown for less than 5 since 1999.

## Who wins this, usually wins...

The turnover battle. Who wins the turnover battle will decide the game's winner more times than not. Fresno State has won the turnover battle five times in 2017 and have four of its five wins in those games (4-1).

→ The Bulldogs fifth win came when against Nevada when the turnover battle was split, 3-3.

→ The Bulldogs' loss when having more takeaways was at Washington (2-1). Both of Fresno State's fumble recoveries came in the second half after the Huskies already led 48-7.

→ In each of the Bulldogs' three losses, they have been outscored in points off turnovers (3-0, 7-6, 7-0).

## Creating turnovers

Through eight games, Fresno State has forced 14 turnovers, 10 of which have come during Mountain West play. The Bulldogs' streak of forcing at least one turnover per game ended at five after not coming up with a takeaway last Saturday versus UNLV.

→ The 'Dogs rank No. 38 in the FBS in turnovers gained, an increase of 88 spots from where they finished in 2016.

→ The Bulldogs 14 forced turnovers has already surpassed the team's 2016 total of nine.

→ Fresno State is currently on pace to surpass its turnovers gained total from each of the past three seasons (9 in 2016; 20 in 2015; 20 in 2014).

## 3rd and 4th downs vs. the Bulldog D

→ In opposing third-down conversions, Fresno State ranks first with a rate of 30.6 percent (33-of-108) allowed, a stat which ranks No. 22 in the FBS.

→ In opposing fourth-down conversions, the Bulldogs' have held teams to a 30.8 percent (4-of-13) conversion rate which ranks No. 14 in the FBS. Last time out, UNLV doubled what Fresno State had allowed entering last week, going 2-of-2.

### Opponent 3rd downs

Incarinate Word:	3-of-16
Alabama:	4-of-10
Washington:	3-of-7
Nevada:	5-of-17
San Jose State:	5-of-13
New Mexico:	2-of-14
San Diego State:	6-of-16
UNLV:	5-of-15
<b>TOTAL:</b>	<b>33-of-108 (31%)</b>

### Opponent 4th downs

Incarinate Word:	0-of-1
Alabama:	1-of-1
Washington:	0-of-1
Nevada:	0-of-3
San Jose State:	0-of-1
New Mexico:	0-of-2
San Diego State:	1-of-2
UNLV:	2-of-2
<b>TOTAL:</b>	<b>4-of-13 (31%)</b>

### Turnovers Lost

Incarinate Word:	0
Alabama:	1
Washington:	1
Nevada:	3
San Jose State:	0
New Mexico:	1
San Diego State:	0
UNLV:	1
<b>TOTAL:</b>	<b>7</b>

## THE MOUNTAIN WEST

### 2017 MW Predicted Order of Finish (announced July 25)

West Division	1st-place votes	Points
1. San Diego State	28	168
2. Hawai'i	-	135
3. UNLV	-	105
4. Nevada	-	79
5. San Jose State	-	54
6. Fresno State	-	47

Mountain Division	1st-place votes	Points
1. Boise State	21	161
2. Colorado State	6	135
3. Wyoming	1	114
4. Air Force	-	82
5. New Mexico	-	68
6. Utah State	-	28

### 2017 Mountain West Football Preseason All-Conference Team

#### OFFENSE

QB	Josh Allen**	Jr.	Wyoming
WR	Michael Gallup*	Sr.	Colorado State
WR	Devonte Boyd	Sr.	UNLV
RB	Rashaad Penny*	Sr.	San Diego State
RB	Tyrone Owens	Jr.	New Mexico
OL	Jake Bennett**	Sr.	Colorado State
OL	Austin Corbett**	Sr.	Nevada
OL	Dejon Allen**	Sr.	Hawai'i
OL	Aaron Jenkins	Jr.	New Mexico
OL	Mason Hampton	Sr.	Boise State
TE	David Wells**	Sr.	San Diego State

#### DEFENSE

DL	David Moa*	Jr.	Boise State
DL	Malik Reed**	Jr.	Nevada
DL	Garrett Hughes*	Sr.	New Mexico
DL	Mike Hughes, Jr.	Sr.	UNLV
LB	Jahlani Tavai*	Jr.	Hawai'i
LB	Logan Wilson	So.	Wyoming
LB	Frank Ginda	Jr.	San José State
DB	Andrew Wingard*	Jr.	Wyoming
DB	Andre Chachere*	Sr.	San José State
DB	Tyler Horton	Jr.	Boise State
DB	Trayvon Henderson	Sr.	Hawai'i

#### SPECIALISTS

P	Michael Carrizosa	Sr.	San José State
PK	John Baron II*	Jr.	San Diego State
RET	Rashaad Penny*	Sr.	San Diego State

#### Offensive Player of the Year:

Josh Allen, Jr., QB, Wyoming

#### Defensive Player of the Year:

Andrew Wingard, Jr., DB, Wyoming

#### Special Teams Player of the Year:

Rashaad Penny, Sr., KR, San Diego State

\* - Member of the 2016 All-MW First Team

\*\* - Member of the 2016 All-MWT Second Team





## GAME-BY-GAME

### 2017 OFFENSE GAME-BY-GAME RUSHING

Game	Att.	Yds.	TD	Long
UIW	40	199	4	30
@ALA	22	58	0	15
@UW	31	119	0	19
NEV	38	192	1	19
@SJSU	51	212	3	15
UNM	36	227	2	57
@SDSU	38	199	3	26
UNLV	34	140	2	13
BYU				
@UH				
@WYO				
BSU				

### PASSING

Game	Passes	Yds.	TD	Long
UIW	23	414	4	65
@ALA	41	216	1	30
@UW	36	194	1	23
NEV	32	312	3	63
@SJSU	26	136	0	45
UNM	23	299	3	75
@SDSU	16	176	0	48
UNLV	27	152	0	31
BYU				
@UH				
@WYO				
BSU				

### 2017 DEFENSE GAME-BY-GAME RUSHING DEFENSE

Game	Att.	Yds.	TD	Long
UIW	27	-30	0	11
@ALA	39	305	3	55
@UW	30	92	2	28
NEV	23	61	1	14
@SJSU	33	108	0	18
UNM	37	109	0	14
@SDSU	39	165	0	45
UNLV	44	173	2	21
BYU				
@UH				
@WYO				
BSU				

### PASSING DEFENSE

Game	Passes	Yds.	TD	Long
UIW	31	155	0	34
@ALA	27	192	2	24
@UW	28	328	4	73
NEV	31	253	2	40
@SJSU	26	97	1	16
UNM	30	213	0	44
@SDSU	23	90	0	13
UNLV	29	155	0	19
BYU				
@UH				
@WYO				
BSU				

### SACKS/TFLS

Game	Sacks	Yds.	TFL	Yds.
UIW	2	20	9.0	45
@ALA	1	8	4.0	19
@UW	1	6	10.0	25
NEV	3	23	5.0	31
@SJSU	4	24	9.0	33
UNM	2	8	5.0	15
@SDSU	4	27	9.0	42
UNLV	0	0	7.0	10
BYU				
@UH				
@WYO				
BSU				

## Defensive Turnaround

Fresno State's defense has performed well in its first season in the 4-3 defense that head coach Jeff Tedford and defensive coordinator Orlando Steinauer brought to Fresno State. The Bulldogs rank first in the Mountain West in scoring defense, are second in rushing defense and third in total defense. Here is a look at the Bulldogs' improvement on defense from last season.

Category	----- 2016 -----		----- 2017 -----	
	Stats	National Rank	Stats	National Rank
Rushing Yds/Game	247.4	123	122.9	21
Passing Yds/Game	167.7	5	185.4	24
Total Defense	415.1	68	308.3	16
Scoring Defense	30.9	83	18.6	19
Pass Efficiency Defense	143.29	105	119.04	46
Opp 3RD-DN Conversion	41.2	80	30.6	22
Sacks	14	117	17	48
Interceptions	5	117	7	55
Fumbles Recovered	4	116	7	25
Turnovers Gained	9	126	14	38
Turnover Margin	-0.75	117	0.88	14

## Pressuring the quarterback

Through eight games, the Bulldogs have totaled 58 tackles for loss, which is two more than their 12-game total in 2016. The 'Dogs 7.3 TFLs per game rank No. 24 in the FBS and No. 1 in the MW in 2017.

→ Fresno State produced a season-high 10 TFLs at No. 6 Washington - the most by a Bulldog team since Nov. 29, 2014 vs. Hawai'i (11).

→ The Bulldogs' 51 solo TFLs is the 10th-most in the FBS.

→ 19 Bulldogs have recorded at least a half tackle for a loss this season.

→ Six 'Dogs have four or more TFLs with converted defensive ends Robert Stanley (7) and Tobenna Okeke (6) leading the team.

## Halftime adjustments

In third quarters this season, Fresno State is allowing an average of 65.1 yards and 2.4 points. The Bulldogs have shut out four opponents in the third, and have held three to 25 yards or less (Incarnate Word - 0, Nevada - 19, San Diego State - 25). Only two, New Mexico (104) and UNLV (122), have managed over 100 yards. The Lobos were kept off of the scoreboard while the Rebels found the endzone.

## Fresno State quarterback 101

Junior Marcus McMaryion has made the start at quarterback for the Bulldogs over the last five games - starting with the Mountain West opener vs. Nevada on Sept. 30. The transfer QB from Oregon State took over for sophomore Chason Virgil after starting the first three games of the season.

→ QB Returners...

- Of the five quarterbacks on the Fresno State roster, Virgil is the only Bulldog in the group that was a member of the team a season ago. He has started 14 games in his career.

→ QB Newcomers...

- Marcus McMaryion joined the group late in fall camp, August 12, after transferring from Oregon State where he completed his undergraduate degree in public health. The Dinuba, Calif. native played in 13 games as a Beaver, starting seven, while totaling 1,689 yards and 11 touchdowns. Last year, McMaryion started the last six games of the season which included back-to-back wins to end the year against Arizona and Oregon. He threw for 1,286 yards and 10 touchdowns in eight games on the year.

- Jorge Reyna, head coach Jeff Tedford's first commitment after taking the job, was the Metro League Offensive Player of the Year in 2016 after passing for 3,646 yards and 39 touchdowns at West Los Angeles College. He led all California junior colleges in completions, completion percentage and passing yards per game prior to joining the Bulldogs in the spring.

- The 'Dogs also added freshmen Kyle Lindquist and Brent Bailey to the depth chart





## Protecting the House that Sweeney Built

Fresno State opened Bulldog Stadium in 1980, playing its last game of the season, defeating Montana State 21-14. The first full season of play, 1981, was Jeff Tedford's first season as a Bulldog and he started the winning tradition at Bulldog Stadium. To date, Fresno State has the 18th-best winning percentage among all FBS teams at their current home stadium.

School	Stadium Name (Opened)	Record	Winning %
1. Marshall	Joan C. Edwards Stadium (1991)	154-31	.832
2. Georgia Southern	Paulson Stadium (1984)	186-38	.830
3. Boise State	Albertsons Stadium (1970)	257-54	.8264
4. Alabama	Bryant-Denny Stadium (1929)	257-53-3	.8259
5. Oklahoma	Gaylord Family-Oklahoma Memorial Stadium (1923)	388-86-15	.809
6. Houston	TDECU Stadium (2014)	20-5	.800
7. Penn State	Beaver Stadium (1960)	283-72	.797
8. Auburn	Jordan-Hare Stadium (1939)	316-81-7	.791
9. Ohio State	Ohio Stadium (1922)	434-112-20	.784
10. Tennessee	Neyland Stadium (1921)	462-126-17	.778
11. BYU	LaVell Edwards Stadium (1964)	237-73	.765
12. Texas	Texas Memorial Stadium (1924)	370-112-10	.762
13. Michigan	Michigan Stadium (1927)	423-128-15	.761
14. Nebraska	Memorial Stadium (1923)	415-127-13	.760
15. Georgia	Sanford Stadium (1929)	343-106-9	.759
16. Florida State	Doak Campbell Stadium (1950)	291-92-4	.757
17. Appalachian State	Kidd Brewer Stadium (1962)	238-75-5	.756
18. Fresno State	<b>Bulldog Stadium (1980)</b>	<b>171-55-2</b>	<b>.754</b>
19. USC	Los Angeles Memorial Coliseum (1923)	440-136-27	.752
20. Coastal Carolina	Brooks Stadium (2003)	66-22	.750
20. Colorado State	Colorado State Stadium (2017)	3-1	.750
22. Florida	Ben Hill Griffin Stadium (1930)	329-106-13	.749
23. Notre Dame	Notre Dame Stadium (1930)	341-114-5	.747
24. Louisville	Papa John's Cardinal Stadium (1998)	91-32	.740
25. Clemson	Memorial Stadium (1942)	293-102-7	.738

→ In four home games in 2017, Fresno State has outscored its opponent 161-47, averaging 40.2 points per game vs. 11.8 points per game allowed.

→ In four home games in 2017, Fresno State's opponents have scored just three points combined in the first quarter.

## One win and we're going bowling

Off to a 5-3 start in 2017, Fresno State can claim its first bowl bid since 2014 when the Bulldogs' were pit against Rice in the Hawai'i Bowl on Christmas Eve.

→ If Fresno State captures its sixth win on Saturday, Jeff Tedford will become the third coach in the history of the program to lead his team to a bowl game in his first year as the head coach of the Bulldogs - joining Tim DeRuyter (2012) and Alvin Pierson (1945).

## Bringing 2002 to 2017

The 2017 'Dogs are starting to take a similar look, if not better, to Jeff Tedford's 2002 Cal squad that finished 7-5 in his first year as the head coach. That Cal program won one game in 2001, just like the Bulldogs did in 2016, going 1-11. Tedford left Cal as its all-time winningest coach in program history with 82 wins in his 11 seasons from 2002-12.

## Mountain West Players of the Week

Fresno State has had two players named Mountain West Defensive Players of the Week in 2017, sophomores Juju Hughes and Jeffrey Allison. Hughes (DB) was named the league's defensive player of the week on Oct. 9 after visiting San Jose State (6 tackles, 4 solo, 2.0 TFLs, 1.0 sacks, 1 forced fumble, 1 interception, 1 QB hurry). Allison (LB) was named the MW Defensive Player of the Week on Oct. 23 for his performance (10 tackles, 9 solo, 1.0 TFLs, 1 forced fumble) at San Diego State.

→ It had been since November 10, 2014 since Fresno State had a student-athlete named a Mountain West Player of the Week (LB Kyrie Wilson) when Juju Hughes garnered the award.

→ Having two players named MW Defensive Player of the Week over a three week stretch was the best run for Fresno State on that side of the ball since 2012 when Andy Jennings and Phillip Thomas were named the MW DPOTW back-to-back weeks (Oct. 1/Oct. 8).

## Bulldog shutouts

With Fresno State's shutout of New Mexico on Oct. 14, Fresno State secured its second of the season. It was the 30th time in program history that the Bulldogs have recorded multiple shutouts in a season, and only third time during the modern era (1976, 1988, 2017).

→ The 1988 team holds the most shutouts in the modern era with three, while the 1942 team holds the program record with seven.

## LAST TIME IN REVIEW...

### FRESNO STATE AT BYU

#### Game Info:

Saturday, Nov. 21, 2015

LaVell Edwards Stadium • Provo, Utah

Attendance: 57,515

#### Score by Quarters:

	1	2	3	4	FINAL
Fresno St.	3	0	0	7	- 10
BYU	3	21	14	14	- 52

#### SCORING SUMMARY

(Third line: drive, TOP, Score FS-BYU)

FS 1st 05:11

KROENING 28 yd field goal

7-13 2:33 3-0

BYU 1st 01:42

Samson 40 yd field goal

11-57 3:24 3-3

BYU 2nd 13:25

Bernard 1 yd run (Samson kick)

5-59 1:36 3-10

BYU 2nd 07:21

Nacua 32 yd interception return (Samson kick failed)

-- -- 3-16

BYU 2nd 06:11

Laula-Pututau 18 yd pass from Mangum (Houk pass from Mangum)

1-18 0:05 3-24

BYU 3rd 09:59

Bernard 1 yd run (Samson kick)

9-59 3:37 3-31

BYU 3rd 05:06

Brown 45 yd run (Samson kick)

6-95 1:54 3-38

BYU 4th 14:52

Houk 15 yd pass from Peck (Samson kick)

4-87 1:43 3-45

BYU 4th 12:22

Carter 5 yd run (Samson kick)

4-23 1:30 3-52

FS 4th 08:42

ANDERSON 29 yd run (KROENING kick)

7-77 3:34 10-52

#### TEAM STATS

	Fresno St.	BYU
First Downs	17	22
Rushing Att-Yards	30-85	34-158
Passing Cmp-Att-Yds	18-48-190	26-39-362
Total Plays-Yards	78-275	73-520
Fumbles-Lost	0-0	3-2
Penalties-Yards	4-35	7-70
Punts-Yards	7-311	4-156
Average	44.4	39.0
Net	44.9	33.8
Punt Returns (#-Yds-TD)	1-21-0	1-3-0
Kickoff Returns (#-Yds-TD)	7-149-0	2-51-0
Interceptions-Yards-TD	0-0-0	3-88-1
Fumble Ret-Yards-TD	0-0-0	0-0-0
Time of Possession	30:38	29:22
3rd Downs	7-of-19	4-of-11
4th Downs	0-of-2	0-of-2
Sacks By	1-5	4-26

#### INDIVIDUAL LEADERS

##### Rushing (att-yds-TD):

BYU - Algermon Brown (11-97-0)

FS - Martez Waller (18-47-0)

##### Passing (cmp-att-int-yds-TD):

BYU - Tanner Mangum (24-37-0-336-1)

FS - Zack Greenlee (14-41-3-125-0)

##### Receiving Yards (no-yds-TD):

BYU - Terenn Houk (5-44-1)

FS - Jamire Jordan (8-54-0)

##### Defense (ST-AT-TT-TFL-Sack):

BYU - Bronson Kaufusi (5-0-5-4.0-3.0)

FS - Ejiro Ederaine - (6-0-6-1.5-1.0)

##### Interceptions (no-yds-TD):

BYU - Kai Nacua (2-61-1)

BYU - Fred Warner (1-23-0)

FS - None







## First time participation/true freshmen starters

- Thirty-four Bulldogs have seen their first game action while at Fresno State this season.
- 14 players have seen their first career starts in a Bulldog uniform this season.
- 17 freshmen have seen action for the first time, including seven true freshmen.

### First Time Starters

1. RB Ronnie Rivers (Fr.)
2. RB Jordan Mims (Fr.)
3. DT Kevin Atkins (RFr.)
4. OL Netane Muti (RFr.)
5. DB Juju Hughes (So.)
6. DB Jaron Bryant (So.)
7. TE Jared Rice (So.)
8. LB Jeffrey Allison (So.)
9. LB George Helmuth (Jr.)
10. QB Marcus McMaryion (Jr.)
11. RB Dejonte O'Neal (Jr.)

### 12. WR Namani Parker (Jr.)

13. LB Justin Green (Sr.)
14. DB Johnny Johnson Jr. (Sr.)

### First Game Action

1. LB Richard Cage (Fr.)
2. DE Damien DeGruy (Fr.)
3. RB Jordan Mims (Fr.)
4. DB Arron Mosby (Fr.)
5. RB Ronnie Rivers (Fr.)
6. OL Syrus Tuitele (Fr.)
7. OL Quireo Woodley (Fr.)
8. DT Kevin Atkins (RFr.)

9. TE Donte Coleman (RFr.)
10. LB Tainoa Foster (RFr.)
11. DB Kenny Gagnon (RFr.)
12. DE Kevin Jeanniton (RFr.)
13. RB Saevion Johnson (RFr.)
14. OL Netane Muti (RFr.)
15. RB Deonte Perry (RFr.)
16. LS Jacob Westberry (RFr.)
17. LB Andrew Wright (RFr.)
18. WR Derrion Grim (So.)
19. DT Keiti Iakopo (So.)
20. DB Ka'Lonn Milton (RSo.)
21. OL Markus Boyer (Jr.)

22. WR Brian Burt (Jr.)
23. DB Sherman Coleman Jr. (Jr.)
24. WR Anthony Grayson (Jr.)
25. TE Gunner Javernick (Jr.)
26. DE Kwami Jones (Jr.)
27. LB Kesomi Mafi (Jr.)
28. DB Maamaloa Mafi (Jr.)
29. QB Marcus McMaryion (Jr.)
30. DE Emeka Ndoh (Jr.)
31. WR Namani Parker (Jr.)
32. OL Shane Game (RJR.)
33. DB Johnny Johnson Jr. (Sr.)
34. DB Ronnie Manning (Sr.)

## Classroom Excellence

On July 18, three Bulldog football student-athletes were named Mountain West Scholar-Athlete from the 2016-17 academic year. MW scholar-athletes must a 3.5 cumulative grade point average or better.

LB Jeffrey Allison – Criminology (Law Enforcement)

TE Kyle Hendrickson – MCJ (Public Relations)

LB Trent Soechting – Construction Management

→ Two Bulldogs entered 2017 with bachelor's degrees: K Jimmy Camacho and DT Nathan Madsen.

## Summer strides

Nine Bulldogs went 6-for-6 with PR's at their end-of-summer testing. Those nine were Aaron Mitchell, Kyle Riddering, Jaron Bryant, Jackson Finch, Malik Forrester, Trent Soechting, Andrew Wright, Blake Cusick and Netane Muti. Those tests are in the bench press, back squat, power clean, 225 lbs. reps, broad jump and vertical jump.

## They played who back-to-back ?

Fresno State played back-to-back games during nonconference action against teams that played in the College Football Playoff in 2016, at Alabama and at Washington. The Bulldogs traveled to Tuscaloosa on Sept. 9 for a contest at No. 1 Alabama and fell 41-10, and the following weekend, in Seattle on Sept. 16, fell 48-16 to No. 6 Washington. Looking back on teams' previous schedules since the CFP started, it can be argued that no Group of 5 team has faced a tougher schedule in that time. In the three years of the CFP, there have only been three other teams that have had to face two reigning CFP programs in the same season - Auburn (SEC), Florida (SEC) and Florida State (ACC).

### Fresno State

2017—at Alabama, at Washington

### Florida State

2017— at Clemson, vs. Alabama

### Florida

2015—Florida State, vs. Alabama

### Auburn

2017—at Clemson, Alabama

2016—Clemson, at Alabama

→ The Bulldogs' matchups with then-ranked No. 1 Alabama (week 2 rankings) and then-ranked No. 6 Washington (week 3 rankings) marked the first time in program history Fresno State played Top 10 opponents in back-to-back weeks. It was the third time in a season that Fresno State played two teams in the top 10 in the same season. The 'Dogs hosted No. 10 Wisconsin and went to No. 8 Boise State in 2008 and traveled to No. 10 Nebraska and hosted No. 5 Boise State in 2011.

## Fresno State vs. No. 1 ranked teams

The Bulldogs faced the nation's No. 1-ranked team for the third time in the program's history on Sept. 9. The Alabama Crimson Tide defeated Fresno State 41-10 in front of 101,127 fans at Bryant-Denny Stadium and dropped to 0-3 all-time against top-ranked teams. The two previous occasions were against USC in 2005, falling 50-42, and against Oklahoma in 2003, dropping that contest 52-28. Interestingly enough, those two seasons (2003/2005) are also the only times that Fresno State has played the eventual Heisman Trophy winner in a season as OU quarterback Jason White picked up the hardware in 2003 and USC running back Reggie Bush took home the award in 2005.

## Fresno State honors Derek Carr

At Fresno State's season opener, Derek Carr was in attendance to have his jersey retired - becoming the seventh person in the 95-year history of the program. He joins the likes of his brother David Carr, as well as Trent Dilfer, Henry Ellard, Dale Messer, Vince Petrucci and Kevin Sweeney. His brother David, and family, was in attendance as well as Fresno State alum and close friend Paul George for the celebration.

→ Fresno State is the only school that can claim selections for the NFL Pro Bowl (Derek Carr), NBA All-Star Game (Paul George) and MLB All-Star Game (Aaron Judge) from the last calendar year.







## Return to roots

Did you know Jeff Tedford is one of 21 head coaches to be at the helm of his alma mater?

Head Coach	Alma Mater	Head Coach	Alma Mater
John Bonamego	Central Michigan	Mike Neu	Ball State
Troy Calhoun	Air Force	Barry Odom	Missouri
Paul Chryst	Wisconsin	Mark Richt	Miami
Pat Fitzgerald	Northwestern	Nick Rolovich	Hawaii
Mike Gundy	Oklahoma State	Scott Satterfield	Appalachian State
Jim Harbaugh	Michigan	David Shaw	Stanford
Bryan Harsin	Boise State	Kalani Sitake	BYU
Paul Haynes	Kent State	Kirby Smart	Georgia
Kliff Kingsbury	Texas Tech	Jeff Tedford	Fresno State
Sean Kugler	UTEP	Matt Wells	Utah State
Tim Lester	Western Michigan		

## 'Dogs with NFL Ties

When it comes to NFL lineage, 10 current Bulldogs have at least one relative who either played in or is currently playing in the NFL. Two 'Dogs, Austin Harper and Leavel Tatum III, each have two family members who have spent time in the league. The 12 players have combined for seven Pro Bowl selections and one All-Pro honor.

Markus Boyer – Mark Boyer (father) 8 seasons  
 Austin Harper – T.J. Ward (cousin) 7 seasons, Terron Ward (cousin) 2 seasons  
 Kyle Hendrickson – Steve Hendrickson (father) 7 seasons  
 Keiti Iakopo – Kelly Talavou (cousin) 3 seasons  
 Ronnie Manning – Ricky Manning (uncle) 7 seasons  
 Talalemotu Mauga – Josh Mauga (brother) 7 seasons  
 Ka'Lonn Milton – Kevin Hardy (uncle) 9 seasons  
 Ronnie Rivers – Ron Rivers (father) 7 seasons  
 Robert Stanley – Ronnie Stanley (brother) 1 season  
 Leavel Tatum III – Jack Tatum (uncle) 10 seasons, Vestee Jackson (uncle) 8 seasons

## Bulldogs in the NFL

Nine former 'Dogs are currently on active NFL rosters and here is a quick look at how each performed in Week 8.

**Davante Adams, WR, Packers** - Packers had their bye week in week eight and return to action in week nine on Monday Night Football (Nov. 6) hosting the Detroit Lions.

**Derek Carr, QB, Raiders** - Carr went 31-of-49 passing for 313 yards tossing a touchdown and two interceptions in a 34-14 loss at Buffalo.

**Chris Carter, LB, Redskins** - Carter had a one solo tackle in the Redskins' 33-19 loss at home to the Dallas Cowboys.

**Tyler Davison, DT, Saints** - Davison recorded two tackles, one solo, a tackle for loss and a quarterback hit on the Bears' Mitch Trubisky in the Saints' 20-12 win at home over Chicago.

**Ben Jacobs, LB, Panthers** - Jacobs recorded a solo tackle in Carolina's 17-3 win at Tampa Bay on Sunday.

**Curtis Riley, DB, Titans** - Tennessee was on its bye week and returns to action on Nov. 5 hosting the Baltimore Ravens.

**Derron Smith, DB, Bengals** - Smith played for the first time since week two on Sunday in the Bengals' 24-23 win at home over the Indianapolis Colts.

**Charles Washington, Lions** - Washington did not record in any statistics in the Lions' 20-15 loss at home to the Pittsburgh Steelers on Sunday Night Football.

**Kenny Wiggins, OL, Chargers** - Wiggins started at right guard for the eighth straight week in the Chargers' 21-13 loss at the New England Patriots.

## Inactive

**Bryce Harris, OT, Saints/Lions** - Harris has played two games this season with the Saints before being released on Oct. 17 and was signed the next day by the Lions before being released on Oct. 26.

## FRESNO STATE FBS RANKINGS

3rd Down Conversion Pct (129 ranked)	112
3rd Down Conversion Pct Defense (129 ranked)	22
4th Down Conversion Pct (129 ranked)	44
4th Down Conversion Pct Defense (129 ranked)	14
Completion Percentage (129 ranked)	34
Fewest Penalties (129 ranked)	25
Fewest Penalties Per Game (129 ranked)	24
Fewest Penalty Yards (129 ranked)	23
Fewest Penalty Yards Per Game (129 ranked)	23
First Downs Defense (129 ranked)	26
First Downs Offense (129 ranked)	95
Fumbles Lost (129 ranked)	31
Fumbles Recovered (127 ranked)	25
Kickoff Return Defense (129 ranked)	29
Kickoff Returns (129 ranked)	43
Net Punting (129 ranked)	123
Passes Had Intercepted (128 ranked)	7
Passes Intercepted (125 ranked)	55
Passing Offense (129 ranked)	57
Passing Yards Allowed (129 ranked)	24
Passing Yards per Completion (129 ranked)	52
Punt Return Defense (129 ranked)	127
Punt Returns (129 ranked)	55
Red Zone Defense (128 ranked)	55
Red Zone Offense (129 ranked)	46
Rushing Defense (129 ranked)	21
Rushing Offense (129 ranked)	59
Sacks Allowed (129 ranked)	9
Scoring Defense (129 ranked)	19
Scoring Offense (129 ranked)	54
Tackles for Loss Allowed (127 ranked)	2
Team Passing Efficiency (129 ranked)	36
Team Passing Efficiency Defense (129 ranked)	46
Team Sacks (126 ranked)	48
Team Tackles for Loss (129 ranked)	24
Time of Possession (129 ranked)	37
Total Defense (129 ranked)	16
Total Offense (129 ranked)	60
Turnover Margin (129 ranked)	14
Turnovers Gained (126 ranked)	38
Turnovers Lost (129 ranked)	15

## BYU FBS RANKINGS

3rd Down Conversion Pct (129 ranked)	104
3rd Down Conversion Pct Defense (129 ranked)	90
4th Down Conversion Pct (129 ranked)	121
4th Down Conversion Pct Defense (129 ranked)	85
Completion Percentage (129 ranked)	99
Fewest Penalties (129 ranked)	53
Fewest Penalties Per Game (129 ranked)	34
Fewest Penalty Yards (129 ranked)	56
Fewest Penalty Yards Per Game (129 ranked)	36
First Downs Defense (129 ranked)	114
First Downs Offense (129 ranked)	120
Fumbles Lost (129 ranked)	55
Fumbles Recovered (127 ranked)	17
Kickoff Return Defense (129 ranked)	40
Kickoff Returns (129 ranked)	120
Net Punting (129 ranked)	19
Passes Had Intercepted (128 ranked)	128
Passes Intercepted (125 ranked)	71
Passing Offense (129 ranked)	92
Passing Yards Allowed (129 ranked)	62
Passing Yards per Completion (129 ranked)	106
Punt Return Defense (129 ranked)	16
Punt Returns (129 ranked)	128
Red Zone Defense (128 ranked)	60
Red Zone Offense (129 ranked)	116
Rushing Defense (129 ranked)	73
Rushing Offense (129 ranked)	119
Sacks Allowed (129 ranked)	41
Scoring Defense (129 ranked)	75
Scoring Offense (129 ranked)	124
Tackles for Loss Allowed (127 ranked)	4
Team Passing Efficiency (129 ranked)	115
Team Passing Efficiency Defense (129 ranked)	100
Team Sacks (126 ranked)	111
Team Tackles for Loss (129 ranked)	120
Time of Possession (129 ranked)	123
Total Defense (129 ranked)	64
Total Offense (129 ranked)	125
Turnover Margin (129 ranked)	109
Turnovers Gained (126 ranked)	38
Turnovers Lost (129 ranked)	121





# JEFF TEDFORD

**HEAD COACH****1ST SEASON | FRESNO STATE (1992)**

Jeff Tedford, 55, was named the 19th head football coach in Fresno State history on Nov. 10, 2016 and was introduced to the Red Wave by Director of Athletics Jim Bartko at a press conference on Nov. 11, 2016.

Tedford, a former Bulldog quarterback and Fresno State assistant coach, returned to the Valley after holding the position of offensive consultant for the Washington Huskies – a 2016 College Football Playoff team.

Tedford assumed the role of acting head coach on Nov. 27, following the conclusion of the 2016 season as interim head coach Eric Kiesau carried out his duties for the remaining two games following Tedford's introduction.

Tedford, who is a proven winner on the West Coast, comes to the Valley with 11 years of head coaching experience at the Division I level – having led the California Golden Bears to 82 wins from 2002-2012. He left as the school's all-time winningest coach.

Tedford's ties to the Valley and Fresno State run deep. He played quarterback at Fresno State in 1981-82 under Jim Sweeney and coached at Fresno State under Sweeney from 1987-88 and 1992-96, and under a then-first-year head coach Pat Hill in 1997.

Tedford's coaching career started at Fresno State, volunteering as an assistant for the 1987-88 seasons, from there he picked up his first full-time position as an assistant for the Calgary Stampeders of the Canadian Football League – a familiar league in which he played quarterback for six seasons after his collegiate career at Fresno State.

He returned to Fresno State in 1992 as the quarterbacks coach and served as the offensive coordinator for the

Bulldogs over the ensuing five seasons.

Tedford held the same position at Oregon (1998-2001) before he became the head coach at Cal. He was named the Pac-10 coach of the year twice, led the Golden Bears to a school record seven consecutive bowl games and to a conference title in 2006.

Following Tedford's stint at Cal, he moved on to the NFL in 2014 as the Tampa Bay Buccaneers' offensive coordinator. The stop did not last long due to health issues during the preseason that evolved into an indefinite leave of absence which resulted in the two sides mutually agreeing to part ways.

Tedford made his return to the CFL in 2015 as he was named the head coach of the B.C. Lions. At the conclusion of the season, Tedford elected to exercise an option in his contract to resign and pursue opportunities in college football.

Tedford made his return to college football as an offensive consultant for the Washington Huskies under head coach Chris Peterson in 2016. A relationship rekindled after their time together as assistants at Oregon under then-coach Mike Bellotti. Washington's staff also included associate head coach Bob Gregory, who served as Tedford's defensive coordinator at Cal for eight seasons.

Tedford graduated from Warren High School in Downey and attended Cerritos Junior College for two seasons before becoming the Bulldogs' quarterback in 1981.

He and his wife Donna have two children, Taylor and Quinn.

**COACHING EXPERIENCE****Fresno State (2016-Pres.)**

- Head Coach

**Washington (2016)**

- Offensive Consultant

**B.C. Lions-CFL (2015)**

- Head Coach

**Tampa Bay Bucs-NFL (2014)**

- Offensive Coordinator

**California (2002-12)**

- Head Coach

**Oregon (1998-01)**

- Offensive Coordinator

**Fresno State (1992-97)**

- Offensive Coordinator/  
Assistant Coach (QBs)

**Calgary-CFL (1989-91)**

- Offensive Assistant

**Fresno State (1987-88)**

- Volunteer Assistant Coach

**Fresno State Assistant Coaches****Offense**


**Kalen DeBoer**  
Offensive Coordinator  
1st Season at FS



**Jamie Christian**  
Running Backs/  
Special Teams Coordinator/  
1st Season at FS



**Ryan Grubb**  
Offensive Line/  
Run Game Coordinator/  
1st Season at FS



**Kirby Moore**  
Wide Receivers  
1st Season at FS




**Scott Thompson**  
Tight Ends  
1st Season at FS



**D.J. Harper**  
Graduate Assistant  
1st Season at FS



**Dylan Chmura**  
Graduate Assistant  
1st Season at FS



**Brad Vonnahme**  
Analyst  
1st Season at FS

**Defense**

**Orlando Steinauer**  
Defensive Coordinator  
1st Season at FS



**Jamar Cain**  
Defensive Line  
1st Season at FS



**Bert Watts**  
Linebackers  
1st Season at FS



**J.D. Williams**  
Defensive Backs  
1st Season at FS



**Matt Lea**  
Graduate Assistant  
1st Season at FS



**C.J. McGorisk**  
Graduate Assistant  
1st Season at FS

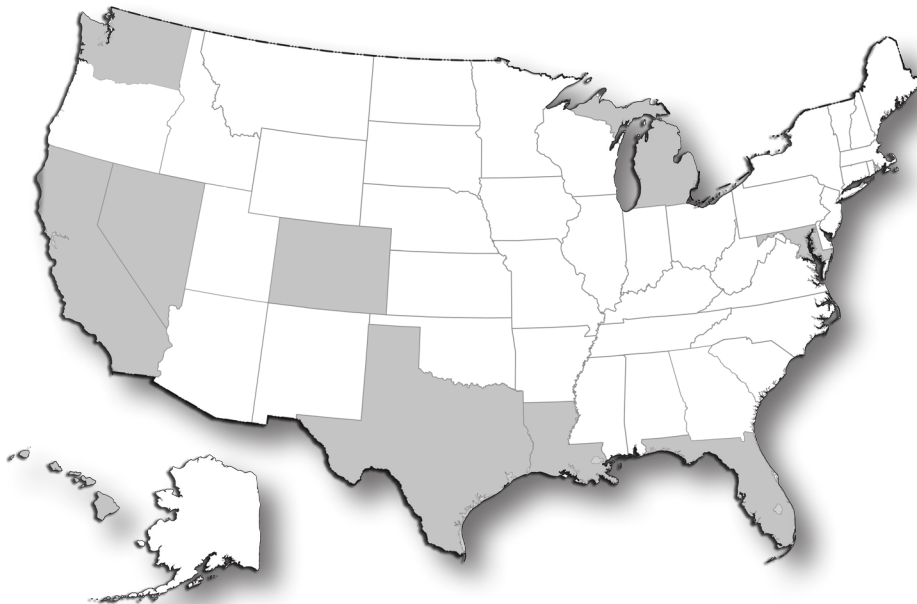


**Lucus Gingod**  
Analyst  
1st Season at FS





## GEOGRAPHICAL ROSTER

**CALIFORNIA (79)**

Bakersfield:	Chris Coleman
Brentwood:	Ronnie Rivers
Buena Park:	Andrew Wright
Canoga Park:	Deonte Perry
Carson:	Zelan Tupuola
Chico:	Kyle Lindquist
	Syrus Tuitele
Chino:	Shane Gama
Clovis:	Clayton Alexander
	Josh Hokit
	Tanner Rice
Compton:	Wylan Free
Concord:	Alex Cruz
Corona:	Richard Cage
Dinuba:	Marcus McMaryion
Downey:	Jorge Reyna
Durham:	Cody Pound
East Palo Alto:	Jordan Mims
Escondido:	Kyle Hendrickson
Eureka:	Nathan Madsen
Fountain Valley:	Asa Fuller
Fremont:	Ryan Popolizio
Fresno:	Brent Bailey
	Frank Dalena
	Jasad Haynes
	George Helmuth
	Kevin Jeanniton
	Johnny Johnson, Jr.
	Ka'Lonn Milton
	Dejonte O'Neal
	Michiah Quick
	Kyle Riddering
	Leevel Tatum III

Hanford:	Juju Hughes
Huntington Beach:	Markus Boyer
	Keiti Iakopo
Inglewood:	Patrick Elima-Jeune
Irvine:	David Patterson
La Puente:	Chris Gaston
La Quinta:	Kenny Gagnon
Lancaster:	Jamire Jordan
Long Beach:	Matt Smith
Los Angeles:	Justin Allen
Modesto:	Chris Brown
	Jackson Finch
	Jared Rice
	Justin Rice
Monrovia:	Blake Cusick
	DeShawn Potts
Moorpark:	Zane Pope
Moreno Valley:	Mike Bell
Murrieta:	Kevin Atkins
	Messiah Tyler
	Quireo Woodley
Oak Park:	Justin Green
Oakland:	Austin Harper
	Kesomi Mafi
	Maamaloa Mafi
	Kevin Parker
Oceanside:	Christian Cronk
Oxnard:	Daniel Moraga
Palo Alto:	KeeSean Johnson
Perris:	Jimmy Camacho
	Stephen Van Hook
Petaluma:	Chantz Russell
Redlands:	Anthony Grayson
Reedley:	Emeka Ndoh
Rialto:	Micah St. Andrew
Roseville:	Namani Parker

Sacramento:	Nick Aibuedefe
	David Tangipa
San Diego:	Aaron Mitchell
San Jose:	Kody Kroening
San Mateo:	Kwami Jones
Sanger:	Arron Mosby
Stockton:	Derrion Grim
Tulare:	Romello Harris
Vacaville:	Mykal Walker
	Patrick Williams, Jr.

**COLORADO (1)**

Canon City:	Gunner Javernick
-------------	------------------

**FLORIDA (3)**

Bradenton:	Jacob Westberry
Miami:	Jeffrey Allison
North Miami Beach:	Patrick Belony

**HAWAII (2)**

Honolulu:	Tainoa Foster
Wahiawa:	Netane Muti

**LOUISIANA (1)**

New Orleans:	Damien DeGruy
--------------	---------------

**MARYLAND (1)**

Annapolis:	Malik Forrester
------------	-----------------

**MICHIGAN (1)**

Muskegon Heights:	Da'Mari Scott
-------------------	---------------

**NEVADA (4)**

Fallon:	Talaemotu Mauga
Las Vegas:	Logan Hughes
	Nela Otukolo
	Robert Stanley

**TEXAS (9)**

Austin:	James Bailey
Fort Worth:	Jaron Bryant
Galena Park:	Tank Kelly
Houston:	Sherman Coleman, Jr.
Katy:	Trent Soechting
Mesquite:	Donte Coleman
	Chason Virgil
Missouri City:	Tobenna Okeke
Pearland:	Saevion Johnson

**WASHINGTON (1)**

East Wenatchee:	Brian Burt
-----------------	------------

**CANADA (2)**

Toronto (Ontario):	Matt Boateng
Victoria (B.C.):	Donate Bull







## ALPHABETICAL ROSTER

79	Nick Aibuedefe	OL
40	Clayton Alexander	TE
13	Justin Allen	WR
9	Jeffrey Allison	LB
90	Kevin Atkins	DT
19	Brent Bailey	QB
7	James Bailey	LB
4	Mike Bell	DB
94	Patrick Belony	DT
26	Matt Boateng	DB
51	Markus Boyer	OL
35	Chris Brown	DB
14	Jaron Bryant	DB
72	Dontae Bull	OL
26	Brian Burt	WR
36	Jimmy Camacho	K
42	Richard Cage	LB
3	Chris Coleman	DB
82	Donte Coleman	TE
25	Sherman Coleman, Jr.	DB
58	Christian Cronk	OL
51	Alex Cruz	LB
47	Blake Cusick	P
19	Frank Dalena	WR
1	Damien DeGruy	DE
2	Patrick Elima-Jeune	WR
18	Jackson Finch	DB
97	Malik Forrester	DT
50	Tainoa Foster	LB
8	Wylan Free	DB
37	Asa Fuller	K
28	Kenny Gagnon	DB
76	Shane Gama	OL
15	Chris Gaston	DB
84	Anthony Grayson	WR
40	Justin Green	LB
7	Derrion Grim	WR
25	Austin Harper	RB
32	Romello Harris	RB
93	Jasad Haynes	DT
34	George Helmuth	LB
86	Kyle Hendrickson	TE
33	Josh Hokit	RB
23	Juju Hughes	DB
62	Logan Hughes	OL
98	Keiti Iakopo	DT
80	Gunner Javernick	TE
96	Kevin Jeanniton	DE
3	KeeSean Johnson	WR
17	Johnny Johnson, Jr.	DB
24	Saevion Johnson	RB
33	Kwami Jones	DE
1	Jamire Jordan	WR
6	Tank Kelly	DB
48	Kody Kroening	K
16	Kyle Lindquist	QB
91	Nathan Madsen	DT
13	Kesomi Mafi	LB

## Numerical Roster

No.	Name	Pos.	Ht.	Wt.	Cl.	Exp.	Hometown (High School/Previous School)
1	Damien DeGruy	DE	6-3	245	Fr.	1st	New Orleans, La. (McDonogh 35)
1	Jamire Jordan	WR	5-11	171	Jr.	4th	Lancaster, Calif. (Highland)
2	Patrick Elima-Jeune	WR	6-0	187	Fr.	1st	Inglewood, Calif. (Morningside)
2	DeShawn Potts	DB	6-0	200	Jr.	4th	Monrovia, Calif. (Monrovia)
3	Chris Coleman	DB	5-11	180	Fr.	1st	Bakersfield, Calif. (Garces Memorial)
3	KeeSean Johnson	WR	6-2	202	Jr.	4th	Palo Alto, Calif. (Palo Alto)
4	Mike Bell	DB	6-3	205	So.	3rd	Moreno Valley, Calif. (Citrus Hill)
4	Deonte Perry	RB	6-0	185	RFr.	2nd	Canoga Park, Calif. (Canoga Park)
5	Emeka Ndoh	DE	6-0	252	Jr.	3rd	Reedley, Calif. (Immanuel/De Anza College)
5	Chason Virgil	QB	6-1	192	So.	3rd	Mesquite, Texas (West Mesquite)
6	Marcus McMaryion	QB	6-2	195	Jr.	4th	Dinuba, Calif. (Dinuba/Oregon State)
6	Tank Kelly	DB	5-10	185	Jr.	4th	Galena Park, Texas (Galena Park)
7	James Bailey	LB	6-1	225	Jr.	3rd	Austin, Texas (Lake Travis)
7	Derrion Grim	WR	6-1	186	So.	2nd	Stockton, Calif. (McNair/Delta JC/Nebraska)
8	Wylan Free	DB	6-2	172	Fr.	1st	Compton, Calif. (Lynwood)
8	Da'Mari Scott	WR	6-1	210	RSr.	5th	Muskegon Heights, Mich. (Cathedral [L.A.])
9	Jeffrey Allison	LB	6-0	250	So.	2nd	Miami, Fla. (Langston Hughes [Ga.])
10	Nela Otukolo	LB	5-11	240	Jr.	3rd	Las Vegas, Nev. (Bishop Gorman)
10	Jorge Reyna	QB	6-0	210	Jr.	3rd	Downey, Calif. (Pasadena/West LA College)
11	Dejonte O'Neal	RB	5-7	170	Jr.	3rd	Fresno, Calif. (Bullard)
13	Justin Allen	WR	5-11	188	Jr.	4th	Los Angeles, Calif. (Mater Dei)
13	Kesomi Mafi	LB	5-11	219	Jr.	4th	Oakland, Calif. (Oakland/Laney College)
14	Jaron Bryant	DB	6-1	183	So.	2nd	Fort Worth, Texas (Duncanville)
15	Chris Gaston	DB	6-1	183	Fr.	1st	La Puente, Calif. (Bishop Amat)
15	Daniel Moraga	TE	6-3	235	Fr.	1st	Oxnard, Calif. (Pacifica)
15	Arron Mosby	DB	6-4	210	Fr.	1st	Sanger, Calif. (Sanger)
16	Kyle Lindquist	QB	6-4	212	Fr.	1st	Chico, Calif. (Pleasant Valley)
16	Jared Rice	TE	6-5	228	So.	3rd	Modesto, Calif. (Central Catholic)
17	Johnny Johnson, Jr.	DB	5-9	185	Sr.	5th	Fresno, Calif. (Central/UCLA)
18	Jackson Finch	DB	6-1	200	Sr.	4th	Modesto, Calif. (Central Catholic/Contra Costa College)
18	Zane Pope	WR	6-2	187	Fr.	1st	Moorpark, Calif. (Moorpark)
19	Brent Bailey	QB	6-0	212	Fr.	1st	Fresno, Calif. (Clovis North)
19	Frank Dalena	WR	5-8	158	So.	3rd	Fresno, Calif. (San Joaquin Memorial)
20	Ronnie Rivers	RB	5-8	175	Fr.	1st	Brentwood, Calif. (Freedom)
22	Jordan Mims	RB	5-11	190	Fr.	1st	East Palo Alto, Calif. (Menlo-Atherton)
22	Trent Soechting	LB	6-3	220	Jr.	4th	Katy, Texas (Cinco Ranch/Blinn College)
23	Juju Hughes	DB	5-11	180	So.	2nd	Hanford, Calif. (Hanford)
23	Kevin Parker	WR	5-6	150	RFr.	2nd	Oakland, Calif. (Skyline)
24	Saevion Johnson	RB	6-0	194	RFr.	2nd	Pearland, Texas (Pearland Dawson)
25	Sherman Coleman, Jr.	DB	5-9	165	Jr.	3rd	Houston, Texas (Westside/Cisco College)
25	Austin Harper	RB	5-6	157	Sr.	5th	Oakland, Calif. (El Cerrito/Contra Costa/Cal)
26	Matt Boateng	DB	6-0	175	Jr.	4th	Toronto, Canada (Arizona Western College/IMG Academy)
26	Brian Burt	WR	5-11	190	Jr.	3rd	East Wenatchee, Wash. (Eastmont/Ventura College)
27	Ka'Lonn Milton	DB	6-0	185	RSr.	3rd	Fresno, Calif. (Buchanan/Fresno City College)
28	Kenny Gagnon	DB	5-11	184	RFr.	2nd	La Quinta, Calif. (Desert Christian Academy)
29	Justin Rice	LB	6-2	210	So.	2nd	Modesto, Calif. (Central Catholic)
30	Messiah Tyler	LB	5-8	228	RSr.	3rd	Murrieta, Calif. (Vista Murrieta/University of La Verne)
31	Andrew Wright	LB	6-2	210	RFr.	2nd	Buena Park, Calif. (Buena Park)
32	Romello Harris	RB	5-11	186	RFr.	2nd	Tulare, Calif. (Tulare Union/Washington State)
32	Robert Stanley	DE	6-3	245	Sr.	5th	Las Vegas, Nev. (Bishop Gorman)
33	Kwami Jones	DE	6-2	240	So.	2nd	San Mateo, Calif. (Serra/College of San Mateo)
33	Josh Hokit	RB	6-1	220	So.	2nd	Clovis, Calif. (Clovis)
34	George Helmuth	LB	6-1	220	Jr.	4th	Fresno, Calif. (Clovis North)
35	Chris Brown	DB	5-11	190	Fr.	1st	Modesto, Calif. (Modesto Christian)
36	Jimmy Camacho	K	5-10	180	Sr.	4th	Perris, Calif. (Citrus Hill/Riverside CC)
37	Asa Fuller	K	6-2	235	Fr.	1st	Fountain Valley, Calif. (Servite)
38	Maamaloa Mafi	DB	5-11	190	Jr.	3rd	Oakland, Calif. (Oakland/Laney College)
40	Clayton Alexander	TE	6-2	250	Fr.	1st	Clovis, Calif. (Clovis)
40	Justin Green	LB	6-4	210	Sr.	4th	Oak Park, Calif. (Oak Park)
42	Richard Cage	LB	6-1	215	Fr.	1st	Corona, Calif. (Eleanor Roosevelt)
44	Stephen Van Hook	DE	6-2	245	Sr.	5th	Perris, Calif. (Citrus Hill)
47	Blake Cusick	P	6-2	185	So.	3rd	Monrovia, Calif. (Monrovia)
48	Kody Kroening	K	5-11	180	Sr.	4th	San Jose, Calif. (Valley Christian)
48	Tanner Rice	LB	5-11	230	RFr.	2nd	Clovis, Calif. (Clovis)
50	Tainoa Foster	LB	6-2	200	RFr.	2nd	Honolulu, Hawai'i (Kamehameha)
51	Markus Boyer	OL	6-1	304	Jr.	3rd	Huntington Beach, Calif. (Edison/Saddleback JC/UCLA)
51	Alex Cruz	LB	6-2	242	Fr.	1st	Concord, Calif. (Concord)
52	Netane Muti	OL	6-3	310	RFr.	2nd	Wahiawa, Hawai'i (Leilehua)
53	Jacob Westberry	LS	6-3	235	RFr.	2nd	Bradenton, Fla. (Saint Stephen's Episcopal)







38	Maamaloa Mafi	DB
99	Talalemotu Mauga	DT
6	Marcus McMaryion	QB
27	Ka'Lonn Milton	DB
22	Jordan Mims	RB
77	Aaron Mitchell	OL
15	Daniel Moraga	TE
15	Arron Mosby	DB
52	Netane Muti	OL
5	Emeka Ndoh	DE
11	Dejonte O'Neal	RB
56	Tobenna Okeke	DE
10	Nela Otukolo	LB
23	Kevin Parker	WR
87	Namani Parker	WR
78	David Patterson	OL
4	Deonte Perry	RB
18	Zane Pope	WR
74	Ryan Popolizio	OL
2	DeShawn Potts	DB
55	Cody Pound	OL
81	Michiah Quick	WR
10	Jorge Reyna	QB
16	Jared Rice	TE
29	Justin Rice	LB
48	Tanner Rice	LB
89	Kyle Riddering	TE
20	Ronnie Rivers	RB
67	Chantz Russell	OL
73	Micah St. Andrew	OL
8	Da'Mari Scott	WR
59	Matt Smith	OL
22	Trent Soechting	LB
32	Robert Stanley	DE
88	David Tangipa	TE
92	Leevel Tatum III	DT
65	Syrus Tuitele	OL
75	Zelan Tupuola	OL
30	Messiah Tyler	LB
44	Stephen Van Hook	DE
5	Chason Virgil	QB
57	Mykal Walker	LB
53	Jacob Westberry	LS
54	Patrick Williams Jr.	LS
66	Quireo Woodley	OL
31	Andrew Wright	LB

54	Patrick Williams Jr.	LS	6-3	205	RFr.	2nd	Vacaville, Calif. (Vacaville)
55	Cody Pound	OL	6-4	295	So.	3rd	Durham, Calif. (Durham/Butte College)
56	Tobenna Okeke	DE	6-3	245	Sr.	4th	Missouri City, Texas (Elkins)
57	Mykal Walker	LB	6-3	215	Jr.	3rd	Vacaville, Calif. (Vacaville/Azusa Pacific)
58	Christian Cronk	OL	6-5	305	Jr.	3rd	Oceanside, Calif. (Oceanside/Riverside CC)
59	Matt Smith	OL	5-11	280	RFr.	2nd	Long Beach, Calif. (St. John Bosco)
62	Logan Hughes	OL	6-4	285	Jr.	3rd	Las Vegas, Nev. (Green Valley/Victor Valley College)
65	Syrus Tuitele	OL	6-6	298	Fr.	1st	Chico, Calif. (Pleasant Valley)
66	Quireo Woodley	OL	6-4	300	Fr.	1st	Murrieta, Calif. (Murrieta Valley)
67	Chantz Russell	OL	6-6	245	Fr.	1st	Petaluma, Calif. (Marin Catholic)
72	Dontae Bull	OL	6-6	305	Fr.	1st	Victoria, Canada (Belmont Secondary)
73	Micah St. Andrew	OL	6-3	343	Jr.	4th	Rialto, Calif. (Eisenhower)
74	Ryan Popolizio	OL	6-7	311	Sr.	4th	Fremont, Calif. (St. Francis/San Mateo College)
75	Zelan Tupuola	OL	6-2	310	Fr.	1st	Carson, Calif. (Serra Catholic)
76	Shane Gama	OL	6-4	302	RJr.	4th	Chino, Calif. (Orange Lutheran/Southwestern College)
77	Aaron Mitchell	OL	6-2	305	Sr.	4th	San Diego, Calif. (Cathedral Catholic)
78	David Patterson	OL	6-5	302	Sr.	5th	Irvine, Calif. (Woodbridge)
79	Nick Aibuedefe	OL	6-4	270	So.	3rd	Sacramento, Calif. (Capital Christian)
80	Gunner Javernick	TE	6-6	270	Jr.	4th	Canon City, Colo. (Canon City/Ventura Junior College)
81	Michiah Quick	WR	5-11	185	Sr.	4th	Fresno, Calif. (Central East/Oklahoma)
82	Donte Coleman	TE	6-3	235	RFr.	2nd	Mesquite, Texas (West Mesquite)
84	Anthony Grayson	WR	6-1	168	Jr.	4th	Redlands, Calif. (Redlands East Valley)
86	Kyle Hendrickson	TE	6-4	255	Jr.	4th	Escondido, Calif. (San Pasqual)
87	Namani Parker	WR	6-4	198	Jr.	4th	Roseville, Calif. (American River/Oakmont)
88	David Tangipa	TE	6-5	240	Jr.	4th	Sacramento, Calif. (Foothill)
89	Kyle Riddering	TE	6-6	240	Jr.	4th	Fresno, Calif. (Clovis North)
90	Kevin Atkins	DT	6-2	297	RFr.	2nd	Murrieta, Calif. (Vista Murrieta)
91	Nathan Madsen	DT	6-4	298	Sr.	5th	Eureka, Calif. (Eureka)
92	Leevel Tatum III	DT	6-0	248	RFr.	2nd	Fresno, Calif. (Edison/UNLV)
93	Jasad Haynes	DT	6-1	275	So.	3rd	Fresno, Calif. (Clovis North)
94	Patrick Belony	DT	6-1	295	Jr.	4th	N. Miami Beach, Fla. (N. Miami Beach/Antelope Valley College)
96	Kevin Jeanniton	DE	6-2	250	RFr.	2nd	Fresno, Calif. (Edison)
97	Malik Forrester	DT	6-1	295	Sr.	4th	Annapolis, Md. (Glen Burnie/LA Pierce College)
98	Keiti Iakopo	DT	5-11	310	So.	2nd	Huntington Beach, Calif. (Fountain Valley/Golden West College)
99	Talalemotu Mauga	DT	6-3	282	Fr.	1st	Fallon, Nev. (Churchill County)

## Coaching Staff

Jeff Tedford - Head Coach  
 Kalen Deboer - Assistant Head Coach/Offensive Coordinator  
 Orlando Steinauer - Defensive Coordinator  
 Jamar Cain - Assistant Coach (Defensive Line)  
 Jamie Christian - Assistant Coach (Running Backs/Special Teams Coordinator)  
 Ryan Grubb - Assistant Coach (Offensive Line/Run Game Coordinator)  
 Kirby Moore - Assistant Coach (Wide Receivers)  
 Scott Thompson - Assistant Coach (Tight Ends)  
 Bert Watts - Assistant Coach (Linebackers)  
 J.D. Williams - Assistant Coach (Defensive Backs)  
 Lucas Gingold - Special Teams Quality Control Assistant  
 Brad Vonnahme - Offensive Analyst  
 Andy Ward - Head Strength and Conditioning Coach, Football  
 Dylan Chmura - Offensive Graduate Assistant  
 D.J. Harper - Offensive Graduate Assistant  
 Matt Lea - Defensive Graduate Assistant  
 C.J. McGorisk - Defensive Graduate Assistant





# GAME 9 DEPTH CHART

## OFFENSE

### Quarterback

- 6 Marcus McMaryion (6-2, 195, Jr.)  
5 Chason Virgil (6-1, 192, So.)

### Running Back

- 20 Ronnie Rivers (5-8, 175, Fr.)  
33 Josh Hokit (6-1, 220, So.)  
11 Dejonte O'Neal (5-7, 170, Jr.)  
22 Jordan Mims (5-11, 190, Fr.)

### Left Tackle

- 58 Christian Cronk (6-5, 305, Jr.)  
79 Nick Aibuedefe (6-4, 270, So.)

### Left Guard

- 52 Netane Muti (6-3, 310, RFr.)  
74 Ryan Popolizio (6-7, 311, Sr.)

### Center

- 77 Aaron Mitchell (6-2, 305, Sr.)  
51 Markus Boyer (6-1, 304, Jr.)

### Right Guard

- 73 Micah St. Andrew (6-3, 343, Jr.)  
66 Quireo Woodley (6-4, 300, Fr.)

### Right Tackle

- 78 David Patterson (6-5, 302, Sr.)  
65 Syrus Tuitele (6-6, 298, Fr.)

### Wide Receiver

- 1 Jamire Jordan (5-11, 171, Jr.)  
7 Derrion Grim (6-1, 186, So.)

### Wide Receiver

- 3 KeeSean Johnson (6-2, 202, Jr.)  
87 Namani Parker (6-4, 198, Jr.)

### Wide Receiver

- 8 Da'Mari Scott (6-1, 210, RSr.)  
13 Justin Allen (5-11, 188, Jr.)

### Tight End

- 89 Kyle Riddering (6-6, 240, Jr.)  
16 Jared Rice (6-5, 228, So.)

## DEFENSE

### End

- 32 Robert Stanley (6-3, 245, Sr.)  
33 Kwami Jones (6-2, 240, So.)

### Tackle

- 97 Malik Forrester (6-1, 295, Sr.)  
93 Jasad Haynes (6-0, 275, So.)

### Tackle

- 91 Nathan Madsen (6-4, 298, Sr.)  
90 Kevin Atkins (6-2, 297, RFr.)

### End

- 56 Tobenna Okeke (6-3, 245, Sr.)  
44 Stephen Van Hook (6-2, 245, Sr.)

### Linebacker

- 34 George Helmuth (6-1, 220, Jr.)  
29 Justin Rice (6-2, 210, So.)

### Linebacker

- 9 Jeffrey Allison (6-0, 250, So.)  
22 Trent Soechting (6-3, 220, Jr.)

### Linebacker

- 7 James Bailey (6-1, 225, Jr.)  
40 Justin Green (6-4, 210, Sr.)

### Cornerback

- 17 Johnny Johnson, Jr. (5-9, 185, Sr.)  
25 Sherman Coleman, Jr. (5-9, 165, Jr.)

### Strong Safety

- 23 Juju Hughes (5-10, 180, So.)  
27 Ka'Lonn Milton (6-0, 185, RSo.)

### Free Safety

- 4 Mike Bell (6-3, 205, So.)  
2 DeShawn Potts (6-0, 200, Jr.)

### Cornerback

- 14 Jaron Bryant (6-0, 183, So.)  
6 Tank Kelly (5-10, 185, Jr.)

## SPECIAL TEAMS

### Place Kicker

- 36 Jimmy Camacho (5-10, 180, Sr.)  
48 Kody Kroening (5-11, 180, Sr.)

### Kickoffs

- 3 Jimmy Camacho (5-10, 180, Sr.)  
48 Kody Kroening (5-11, 180, Sr.)

### Punter

- 47 Blake Cusick (6-2, 185, So.)  
36 Jimmy Camacho (5-10, 180, Sr.)

### Long Snapper

- 53 Jacob Westberry (6-3, 235, RFr.)  
54 Patrick Williams, Jr. (6-3, 205, RFr.)

### Holder

- 47 Blake Cusick (6-2, 185, So.)  
5 Chason Virgil (6-1, 192, So.)

### Kick Returner

- 8 Da'Mari Scott (6-1, 210, RSr.)  
1 Jamire Jordan (5-11, 171, Jr.)

### Punt Returner

- 20 Ronnie Rivers (5-8, 175, Fr.)  
3 KeeSean Johnson (6-2, 202, Jr.)

## Pronunciation Guide

Nick Aibuedefe.....Ab-U-deaf-eh  
Jaron Bryant.....Jair-un  
Damien DeGruy.....Da-Grew  
Patrick Elima-Juene.....e-Lee-ma June  
Tainoa Foster (inactive).....Tie-Noah  
Wylan Free (redshirt).....Way-lynn  
Derrion Grim.....Darc-E-On  
Anthoula "Tank" Kelly.....An-thu-la  
George Helmuth.....HEL-myth  
Josh Hokit.....Ho-kit  
Jamire Jordan.....Jameer  
Keiti Iakopo.....K-T yah-Ko-Po  
Talalemotu Mauga (redshirt).....Ta-La-Le-Motu, Ma-ooga  
Kesomi Mafi (inactive).....ke-So-Me  
Maamaloa Mafi.....Ma-ma-low-ah  
Netane Muti.....Nuh-tahn-E Moo-T

Emeka Ndoh.....ah-Mec-ah en-doh  
Tobenna Okeke.....Tow-BEN-nuh, ohh-kay-kay  
Nela Otukolo.....Nel-uh, O-two-Co-low  
Dejonte O'Neal.....Dijon-teh  
Namani Parker.....Na-monn-E  
Deonte Perry.....Dec-On-teh  
Ryan Popolizio.....Pop-uh-Liz-E-oh  
Michiah Quick (inactive).....Mih-kai-ah  
Trent Soechting.....Sec-Ting  
David Tangipa.....Tong-E-Pa  
Syrus Tuitele.....Two-tell-E  
Zelan Tupuola (inactive).....Z-lynn, Tu-Pu-Oh-La  
Quireo Woodley.....Keer-E-O










Kalen DeBoer.....K-lynn  
Orlando Steinuer.....Stien-ow-er  
Brad Vonnahme.....Va-Nom-E





## SCHEDULE/FUTURES

## 2017 BULLDOG FOOTBALL SCHEDULE (ALL TIMES PACIFIC)

September	2	Incarnate Word 	W, 66-0	
	9	at Alabama 	L, 41-10	ESPN 2
	16	at Washington 	L, 48-16	
	30	Nevada* 	W, 41-21	AT&T Sports Networks
October	7	at San Jose State* 	W, 27-10	ESPN 3
	14	New Mexico*# 	W, 38-0	AT&T Sports Networks
	21	at San Diego State* 	W, 27-3	CBS Sports Network
	28	UNLV* 	L, 26-16	AT&T Sports Networks
November	4	BYU 	7:45 p.m.	ESPN 2
	11	at Hawai'i* 	8 p.m.	KSEE 24
	18	at Wyoming* 	11 a.m.	AT&T Sports Networks
	25	Boise State* 	12:30 p.m.	CBS Sports Network

Mountain West Network & ESPN3 are online streams, only.

- MW Network can be found via GoBulldogs.com or LiveStream.com
- ESPN3 can be found via ESPN3.com or the ESPN App

**Indicators**

- \* conference game
- # homecoming

**BULLDOG FOOTBALL CHANNEL FINDER...**

AT&T U-VERSE  
 AT&T SportsNet/ROOT: 757, 1757  
 CBS Sports Network: 643, 1643  
 ESPN: 602, 1602  
 ESPN2: 606, 1606  
 ESPNEWS: 604, 1604  
 ESPNU: 605, 1605  
 PAC-12 Network: 759, 1759

**COMCAST (FRESNO MARKET)**

AT&T SportsNet/ROOT: N/A  
 CBS Sports Network: 418, 732  
 ESPN: 32, 724  
 ESPN2: 33, 725  
 ESPNEWS: 402, 726  
 ESPNU: 420, 788  
 PAC-12 Network: 434, 823

**DIRECTV**

AT&T SportsNet/ROOT: 684  
 CBS Sports Network: 221  
 ESPN: 206  
 ESPN2: 209  
 ESPNEWS: 207  
 ESPNU: 208  
 PAC-12 Network: N/A

**DISH NETWORK**

AT&T SportsNet/ROOT: N/A  
 CBS Sports Network: 158  
 ESPN: 140  
 ESPN2: 144  
 ESPNEWS: 142  
 ESPNU: 141  
 PAC-12 Network: 409

## FUTURE BULLDOG FOOTBALL SCHEDULES

2018		2019		2020		2021
Date	Opponent	Date	Opponent	Date	Opponent	
S1	Idaho	A31	at USC	S12	at Colorado	Sept. 4 -- at Oregon
S8	at Minnesota	S7	Minnesota	S26	at Texas A&M	Sept. 18 -- at UCLA
S15	at UCLA	S21	Sacramento State	TBD	TBD	
S29	Toledo	TBD	TBD	TBD	TBD	<b>2022</b>
	at Boise State*		at Air Force*	Air Force	Fresno, CA	Sept. 3 -- Sacramento State
	Hawai'i*		Colorado State*	at Colorado State*	Fort Collins, CO	Sept. 10 -- Oregon State
	at Nevada*		at Hawai'i*	Hawai'i*	Fresno, CA	Sept. 17 -- at USC
	at New Mexico*		Nevada*	at Nevada*	Reno, NV	<b>2023</b>
	San Diego State*		at San Diego State*	San Diego State*	Fresno, CA	Sept. 16 -- at Arizona State
	San Jose State*		at San Jose State*	San Jose State*	Fresno, CA	
	at UNLV*		UNLV*	at UNLV*	Las Vegas, NV	<b>2024</b>
	Wyoming*		Utah State*	at Utah State*	Logan, UT	Aug. 31 -- at Oregon State
						Sept. 14 -- at UCLA

\* = Mountain West game

All future conference game dates are TBD

**2025**

Aug. 30 -- at USC





## 2017 FRESNO STATE STATISTICS

## 2017 SCHEDULE/RESULTS

Date	Opponent	Result	Score	Overall	Conference	Time	Attend
Sept. 2, 2017	Incarnate Word	W	66-0	1-0	--	3:01	39,447
Sept. 9, 2017	at Alabama	L	41-10	1-1	--	3:01	101,127
Sept. 16, 2017	at Washington	L	48-16	1-2	--	3:06	68,384
Sept. 30, 2017	Nevada*	W	41-21	2-2	1-0	3:12	27,434
Oct. 7, 2017	at San Jose State*	W	27-10	3-2	2-0	3:10	18,483
Oct. 14, 2017	New Mexico*	W	38-0	4-2	3-0	2:57	28,090
Oct. 21, 2017	at San Diego State*	W	27-3	5-2	4-0	3:02	43,243
Oct. 28, 2017	UNLV*	L	26-16	5-3	4-1	2:50	27,922
Nov. 4, 2017	BYU						
Nov. 11, 2017	at Hawai'i*						
Nov. 18, 2017	at Wyoming*						
Nov. 25, 2017	Boise State*						

\* MW game

## TEAM STATISTICS

TEAM STATISTICS	Fresno St.	OPP
<b>SCORING</b>	<b>241</b>	<b>149</b>
Points Per Game	30.1	18.6
Points Off Turnovers	40	23
<b>FIRST DOWNS</b>	<b>152</b>	<b>135</b>
Rushing	74	55
Passing	69	71
Penalty	9	9
<b>RUSHING YARDAGE</b>	<b>1345</b>	<b>983</b>
Yards gained rushing	1482	1211
Yards lost rushing	137	228
Rushing Attempts	290	272
Average Per Rush	4.6	3.6
Average Per Game	168.1	122.9
TDs Rushing	15	8
<b>PASSING YARDAGE</b>	<b>1899</b>	<b>1483</b>
Comp-Att-Int	149-239-3	149-243-7
Average Per Pass	7.9	6.1
Average Per Catch	12.7	10.0
Average Per Game	237.4	185.4
TDs Passing	12	9
<b>TOTAL OFFENSE</b>	<b>3244</b>	<b>2466</b>
Total Plays	529	515
Average Per Play	6.1	4.8
Average Per Game	405.5	308.2
<b>KICK RETURNS: #-Yards</b>	<b>25-565</b>	<b>22-407</b>
<b>PUNT RETURNS: #-Yards</b>	<b>11-92</b>	<b>8-146</b>
<b>INT RETURNS: #-Yards</b>	<b>7-38</b>	<b>3-54</b>
<b>KICK RETURN AVERAGE</b>	<b>22.6</b>	<b>18.5</b>
<b>PUNT RETURN AVERAGE</b>	<b>8.4</b>	<b>18.2</b>
<b>INT RETURN AVERAGE</b>	<b>5.4</b>	<b>18.0</b>
<b>FUMBLES-LOST</b>	<b>11-4</b>	<b>11-7</b>
<b>PENALTIES-Yards</b>	<b>40-340</b>	<b>41-329</b>
Average Per Game	42.5	41.1
<b>PUNTS-Yards</b>	<b>35-1392</b>	<b>43-1880</b>
Average Per Punt	39.8	43.7
Net punt average	33.9	41.1
<b>KICKOFFS-Yards</b>	<b>50-3135</b>	<b>35-2069</b>
Average Per Kick	62.7	59.1
Net kick average	41.1	36.5
<b>TIME OF POSSESSION/Game</b>	<b>31:11</b>	<b>28:49</b>
<b>3RD-DOWN Conversions</b>	<b>32/99</b>	<b>33/108</b>
3rd-Down Pct	32%	31%
<b>4TH-DOWN Conversions</b>	<b>7/12</b>	<b>4/13</b>
4th-Down Pct	58%	31%
<b>SACKS BY-Yards</b>	<b>18-119</b>	<b>6-44</b>
<b>MISC YARDS</b>	<b>36</b>	<b>0</b>
<b>TOUCHDOWNS SCORED</b>	<b>28</b>	<b>18</b>
<b>FIELD GOALS-ATTEMPTS</b>	<b>14-17</b>	<b>8-11</b>
<b>ON-SIDE KICKS</b>	<b>0-0</b>	<b>0-1</b>
<b>RED-ZONE SCORES</b>	<b>(28-32) 88%</b>	<b>(18-22) 82%</b>
<b>RED-ZONE TOUCHDOWNS</b>	<b>(18-32) 56%</b>	<b>(12-22) 55%</b>
<b>PAT-ATTEMPTS</b>	<b>(27-28) 96%</b>	<b>(17-18) 94%</b>
<b>ATTENDANCE</b>	<b>122893</b>	<b>231237</b>
Games/Avg Per Game	4/30723	4/57809

Score by Quarters	1st	2nd	3rd	4th	OT	Total
Fresno State	74	69	72	26	-	241
Opponents	44	51	24	30	-	149

FIELD GOALS	FGM-FGA	Pct.	01-19	20-29	30-39	40-49	50-59	Lg	Blk
CAMACHO, Jimmy	14-17	82.4	0-0	4-4	7-8	2-4	1-1	50	0

FG SEQUENCE	Fresno St.	Opponents
Incarnate Word	(30), (47)	30
at Alabama	(27)	(24), (22)
at Washington	48, (29), (34), (31)	--
Nevada	(29), 32, 43, (27)	45
at San Jose State	(38), (50)	(51)
New Mexico	(37)	44
at San Diego State	(38), (43)	(37)
UNLV	(34)	(38), (27), (23), (25)
BYU		
at Hawai'i		
at Wyoming		
Boise State		

(parenthesis indicate field goal was made)

PUNTING	No.	Yds	Avg.	Long	TB	FC	I20	50+
CUSICK, Blake	34	1369	40.3	66	3	15	8	7
McMARYION, Marcus	1	23	23.0	23	0	0	1	0
<b>Total.....</b>	<b>35</b>	<b>1392</b>	<b>39.8</b>	<b>66</b>	<b>3</b>	<b>15</b>	<b>9</b>	<b>7</b>
Opponents.....	43	1880	43.7	75	1	24	19	8

KICKOFFS	No.	Yds	Avg.	TB	OB	Retn	Ney	YdLn
CAMACHO, Jimmy	50	3135	62.7	27	0			
<b>Total.....</b>	<b>50</b>	<b>3135</b>	<b>62.7</b>	<b>27</b>	<b>0</b>	<b>407</b>	<b>41.1</b>	<b>23</b>
Opponents.....	35	2069	59.1	9	0	565	36.5	28

PUNT RETURNS	No.	Yds	Avg.	TD	Long
RIVERS, Ronnie	6	34	5.7	0	13
O'NEAL, Dejonte	3	40	13.3	0	44
JOHNSON, Keesea	2	18	9.0	0	14
<b>Total.....</b>	<b>11</b>	<b>92</b>	<b>8.4</b>	<b>0</b>	<b>44</b>
Opponents.....	8	146	18.2	1	77

KICK RETURNS	No.	Yds	Avg.	TD	Long
O'NEAL, Dejonte	10	207	20.7	0	29
SCOTT, Da'Mari	7	170	24.3	0	63
JORDAN, Jamire	5	179	35.8	0	71
TANGIPA, David	2	5	2.5	0	5
MIMS, Jordan	1	4	4.0	0	4
<b>Total.....</b>	<b>25</b>	<b>565</b>	<b>22.6</b>	<b>0</b>	<b>71</b>
Opponents.....	22	407	18.5	0	34







## 2017 FRESNO STATE STATISTICS

RUSHING	G	Att.	Gain	Loss	Net	Avg.	TD	Long	Avg/G
MIMS, Jordan	8	81	407	4	403	5.0	3	24	50.4
RIVERS, Ronnie	7	65	347	3	344	5.3	5	30	49.1
HOKIT, Josh	8	59	296	4	292	4.9	7	26	36.5
McMARYION, Marcus	8	33	213	39	174	5.3	0	57	21.8
O'NEAL, Deonte	7	16	98	3	95	5.9	0	17	13.6
SCOTT, Da'Mari	8	5	43	0	43	8.6	0	15	5.4
PERRY, Deonte	1	8	32	1	31	3.9	0	8	31.0
JOHNSON, S.	3	7	22	2	20	2.9	0	11	6.7
VIRGIL, Chason	6	5	19	13	6	1.2	0	11	1.0
GRIM, Derrion	8	1	5	0	5	5.0	0	5	0.6
JORDAN, Jamire	8	1	0	7	-7	-7.0	0	0	-0.9
TEAM	8	9	0	61	-61	-6.8	0	0	-7.6
<b>Total.....</b>	<b>8</b>	<b>290</b>	<b>1482</b>	<b>137</b>	<b>1345</b>	<b>4.6</b>	<b>15</b>	<b>57</b>	<b>168.1</b>
Opponents.....	8	272	1211	228	983	3.6	8	55	122.9

PASSING	G	Effic	Comp-Att-Int	Pct	Yds	TD	Long	Avg/G
MCMARYION, Marcus	8	148.57	99-154-1	64.3	1294	7	75	161.8
VIRGIL, Chason	6	117.97	48-83-2	57.8	524	3	40	87.3
HOKIT, Josh	8	770.20	2-2-0	100.0	81	2	65	10.1
<b>Total.....</b>	<b>8</b>	<b>143.14</b>	<b>149-239-3</b>	<b>62.3</b>	<b>1899</b>	<b>12</b>	<b>75</b>	<b>237.4</b>
Opponents.....	8	119.04	149-243-7	61.3	1483	9	73	185.4

RECEIVING	G	No.	Yards	Avg.	TD	Long	Avg/G
JOHNSON, Keesean	8	41	555	13.5	4	75	69.4
SCOTT, Da'Mari	8	33	320	9.7	1	30	40.0
GRIM, Derrion	8	12	184	15.3	1	63	23.0
JORDAN, Jamire	8	11	273	24.8	3	70	34.1
HOKIT, Josh	8	10	78	7.8	0	27	9.8
RIVERS, Ronnie	7	10	67	6.7	0	16	9.6
MIMS, Jordan	8	9	103	11.4	0	29	12.9
O'NEAL, Deonte	7	7	58	8.3	0	16	8.3
RICE, Jared	7	6	140	23.3	1	65	20.0
RIDDERING, Kyle	8	5	46	9.2	1	21	5.8
ALLEN, Justin	8	2	51	25.5	1	45	6.4
JOHNSON, S.	3	2	23	11.5	0	15	7.7
PARKER, Namani	8	1	1	1.0	0	1	0.1
<b>Total.....</b>	<b>8</b>	<b>149</b>	<b>1899</b>	<b>12.7</b>	<b>12</b>	<b>75</b>	<b>237.4</b>
Opponents.....	8	149	1483	10.0	9	73	185.4

FUMBLE RETURNS	No.	Yds	Avg.	TD	Long
BELL, Mike	2	4	2.0	0	3
<b>Total.....</b>	<b>2</b>	<b>4</b>	<b>2.0</b>	<b>0</b>	<b>3</b>
Opponents.....	0	0	0.0	0	0

INTERCEPTIONS	No.	Yds	Avg.	TD	Long
BRYANT, Jaron	3	20	6.7	1	18
COLEMAN, Sherman	1	0	0.0	0	0
BELL, Mike	1	18	18.0	0	18
HUGHES, Juju	1	0	0.0	0	0
JOHNSON, Johnny	1	0	0.0	0	0
<b>Total.....</b>	<b>7</b>	<b>38</b>	<b>5.4</b>	<b>1</b>	<b>18</b>
Opponents.....	3	54	18.0	0	30

SCORING	TD	FGs	Kick	Rush	Rev	Pass	DPX	Saf	Pts
CAMACHO, Jimmy	0	14-17	27-28	0-0	0	0-0	0	0	69
HOKIT, Josh	7	0-0	0-0	0-0	0	0-0	0	0	42
RIVERS, Ronnie	5	0-0	0-0	0-0	0	0-0	0	0	30
JOHNSON, Keesean	4	0-0	0-0	0-0	0	0-0	0	0	24
JORDAN, Jamire	3	0-0	0-0	0-0	0	0-0	0	0	18
MIMS, Jordan	3	0-0	0-0	0-0	0	0-0	0	0	18
RIDDERING, Kyle	1	0-0	0-0	0-0	0	0-0	0	0	6
RICE, Jared	1	0-0	0-0	0-0	0	0-0	0	0	6
GRIM, Derrion	1	0-0	0-0	0-0	0	0-0	0	0	6
ALLEN, Justin	1	0-0	0-0	0-0	0	0-0	0	0	6
BRYANT, Jaron	1	0-0	0-0	0-0	0	0-0	0	0	6
SCOTT, Da'Mari	1	0-0	0-0	0-0	0	0-0	0	0	6
NDOH, Emeka	0	0-0	0-0	0-0	0	0-0	0	1	2
TEAM	0	0-0	0-0	0-0	0	0-0	0	1	2
<b>Total.....</b>	<b>28</b>	<b>14-17</b>	<b>27-28</b>	<b>0-0</b>	<b>0</b>	<b>0-0</b>	<b>0</b>	<b>2</b>	<b>241</b>
Opponents.....	18	8-11	17-18	0-0	0	0-0	0	0	149

TOTAL OFFENSE	G	Plays	Rush	Pass	Total	Avg/G
MCMARYION, Marcus	8	187	174	1294	1468	183.5
VIRGIL, Chason	6	88	6	524	530	88.3
MIMS, Jordan	8	81	403	0	403	50.4
HOKIT, Josh	8	61	292	81	373	46.6
RIVERS, Ronnie	7	65	344	0	344	49.1
O'NEAL, Deonte	7	16	95	0	95	13.6
SCOTT, Da'Mari	8	5	43	0	43	5.4
PERRY, Deonte	1	8	31	0	31	31.0
JOHNSON, S.	3	7	20	0	20	6.7
GRIM, Derrion	8	1	5	0	5	0.6
JORDAN, Jamire	8	1	-7	0	-7	-0.9
TEAM	8	9	-61	0	-61	-7.6
<b>Total.....</b>	<b>8</b>	<b>529</b>	<b>1345</b>	<b>1899</b>	<b>3244</b>	<b>405.5</b>
Opponents.....	8	515	983	1483	2466	308.2

ALL PURPOSE	G	Rush	Rec	PR	KOR	IR	Tot	Avg/G
JOHNSON, Keesean	8	0	555	18	0	0	573	71.6
SCOTT, Da'Mari	8	43	320	0	170	0	533	66.6
MIMS, Jordan	8	403	103	0	4	0	510	63.8
JORDAN, Jamire	8	-7	273	0	179	0	445	55.6
RIVERS, Ronnie	7	344	67	34	0	0	445	63.6
O'NEAL, Deonte	7	95	58	40	207	0	400	57.1
HOKIT, Josh	8	292	78	0	0	0	370	46.2
GRIM, Derrion	8	5	184	0	0	0	189	23.6
MCMARYION, Marcus	8	174	0	0	0	0	174	21.8
RICE, Jared	7	0	140	0	0	0	140	20.0
ALLEN, Justin	8	0	51	0	0	0	51	6.4
RIDDERING, Kyle	8	0	46	0	0	0	46	5.8
JOHNSON, S.	3	20	23	0	0	0	43	14.3
PERRY, Deonte	1	31	0	0	0	0	31	31.0
BRYANT, Jaron	8	0	0	0	0	20	20	2.5
BELL, Mike	6	0	0	0	0	18	18	3.0
VIRGIL, Chason	6	6	0	0	0	0	6	1.0
TANGIPA, David	8	0	0	0	5	0	5	0.6
PARKER, Namani	8	0	1	0	0	0	1	0.1
TEAM	8	-61	0	0	0	0	-61	-7.6
<b>Total.....</b>	<b>8</b>	<b>1345</b>	<b>1899</b>	<b>92</b>	<b>565</b>	<b>38</b>	<b>3939</b>	<b>492.4</b>
Opponents.....	8	983	1483	146	407	54	3073	384.1





## 2017 FRESNO STATE STATISTICS

DEFENSIVE LEADERS	GP	Tackles				TFL/Yds	-Sacks-	Pass Def			Fumbles		Blkd	
		Solo	Ast	Total				Int-Yds	BrUp	QBH	Rev-Yds	FF	Kick	Saf
ALLISON, J.	8	40	26	66	3.5-16		1.0-8				2			
HELMUTH, George	8	31	16	47	4.0-20		2.0-15			2	1-0	1		
HUGHES, Juju	8	29	13	42	5.0-11		1.0-4	1-0	4	1	1			
BELL, Mike	6	26	13	39	2.0-6			1-18	3		2-4			
BRYANT, Jaron	8	25	10	35	1.0-3			3-20	3					
BAILEY, James	8	17	17	34	2.5-5				1		1	1		
KELLY, Anthoula	8	23	6	29	2.0-8				2					
STANLEY, Robert	8	16	5	21	7.0-30		1.0-9		1		1-0	1		
OKEKE, Tobenna	8	11	9	20	6.0-14		2.0-8				1			
JOHNSON, Johnny	8	11	7	18				1-0	2					
FORRESTER, M.	8	10	7	17	4.0-21		2.0-16			1	1			
MADSEN, Nathan	8	7	5	12	3.5-13		1.0-7			2				
POTTS, DeShawn	8	6	4	10					1					
SOECHTING, T.	8	5	5	10					1					
HAYNES, Jasad	8	4	6	10	2.0-4						1-0			
RICE, Justin	7	6	3	9	2.0-5									
NDOH, Emeka	7	7	1	8	5.0-33		4.0-30			1	2-0	1		1
VAN HOOK, S.	8	4	4	8	3.5-18		2.0-15			1				
JONES, Kwami	8	6	2	8	1.5-4		1.0-4		1					
GREEN, Justin	8	2	5	7										
MILTON, Ka'Lonn	6	5	2	7										
COLEMAN, Sherman	6	5	1	6				1-0					1	
OTUKOLO, Nela	8	3	2	5										
IAKOPO, Keiti	7	1	4	5										
DEGRUY, Damien	8	4		4	2.0-4		1.0-3							
FINCH, Jackson	4	2	2	4					1					
BELONY, Patrick	4	1	2	3										
VIRGIL, Chason	6	2		2										
FOSTER, Tainoa	3	1	1	2	0.5-1				1					
MAFI, Maamaloa	8	2		2										
ATKINS, Kevin	8	1	1	2	1.0-4									
MOSBY, Arron	8	2		2										
CAGE, Richard	5		1	1										
WESTBERRY, J.	8		1	1										
HOKIT, Josh	8	1		1										
TEAM	8													1
<b>Total.....</b>	<b>8</b>	<b>316</b>	<b>181</b>	<b>497</b>	<b>58-220</b>	<b>18-119</b>	<b>7-38</b>	<b>21</b>	<b>8</b>	<b>7-4</b>	<b>9</b>	<b>2</b>	<b>2</b>	
Opponents.....	8	325	166	491	26.0-130	6-44	3-54	23	5	4-0	6			

## DEFENSE GAME-BY-GAME

TACKLES	UA-A	Tot	UIW	ALA	UW	Nev	SJSU	UNM	SDSU	UNLV	BYU	UH	Wyo	BSU
ALLISON, J.	40-26	66	4-1	7-7	4-1	2-6	5-4	7-0	9-1	2-6				
HELMUTH, George	31-16	47	2-2	1-0	3-1	4-6	4-2	4-1	6-3	7-1				
HUGHES, Juju	29-13	42	2-0	5-4	1-2	3-1	4-2	9-2	2-0	3-2				
BELL, Mike	26-13	39	DNP	DNP	6-3	3-4	1-2	8-2	2-0	6-2				
BRYANT, Jaron	25-10	35	1-1	6-1	1-2	3-3	3-2	1-0	6-1	4-0				
BAILEY, James	17-17	34	0-1	3-1	3-2	4-4	0-4	4-0	2-2	1-3				
KELLY, Anthoula	23-6	29	6-0	2-0	1-0	2-1	2-0	4-2	2-1	4-2				
STANLEY, Robert	16-5	21	3-0	1-1	1-2	-	3-1	-	5-0	3-1				
OKEKE, Tobenna	11-9	20	-	1-1	2-0	1-2	2-3	1-1	-	4-2				
JOHNSON, Johnny	11-7	18	1-0	3-2	1-3	3-1	1-0	-	2-1	-				
FORRESTER, M.	10-7	17	0-1	2-0	1-1	0-1	4-2	2-0	-	1-2				
MADSEN, Nathan	7-5	12	-	0-1	1-0	0-1	0-1	-	4-0	2-2				
HAYNES, Jasad	4-6	10	1-1	0-1	0-1	-	2-0	0-1	0-1	1-1				
POTTS, DeShawn	6-4	10	-	2-1	0-2	1-0	3-1	-	-	-				
SOECHTING, T.	5-5	10	1-0	1-2	2-0	1-3	-	-	-	-				
RICE, Justin	6-3	9	1-0	1-1	4-1	0-1	-	DNP	-	-				
JONES, Kwami	6-2	8	-	2-1	2-1	-	-	1-0	-	1-0				
VAN HOOK, S.	4-4	8	1-0	-	-	1-2	0-1	-	1-1	1-0				
NDOH, Emeka	7-1	8	3-0	1-0	-	2-0	0-1	DNP	1-0	-				
MILTON, Ka'Lonn	5-2	7	3-0	2-1	-	0-1	DNP	-	-	DNP				
GREEN, Justin	2-5	7	-	0-3	0-1	1-0	-	1-1	-	-				
COLEMAN, S.	5-1	6	2-0	-	3-1	DNP	DNP	-	-	-				
OTUKOLO, Nela	3-2	5	2-0	-	1-0	-	-	-	0-2	-				
IAKOPO, Keiti	1-4	5	-	0-1	0-1	0-1	DNP	-	1-1	-				





## 2017 FRESNO STATE STATISTICS

## INDIVIDUAL GAME-BY-GAME

RUSHING	No-Yds/TD	UIW	ALA	UW	Nev	SJSU	UNM	SDSU	UNLV	BYU	UH	Wyo	BSU
MIMS, Jordan	81-403/3	8-38/1	2-2/0	6-17/0	10-52/0	12-49/0	10-65/0	21-112/0	12-68/2				
RIVERS, Ronnie	65-344/5	9-60/1	9-29/0	10-29/0	12-82/1	19-105/2	6-39/1	DNP	-				
HOKIT, Josh	59-292/7	4-13/2	4-12/0	3-29/0	5-29/0	10-43/1	14-70/1	14-77/3	5-19/0				
McMARYION, M.	33-174/0	1-7/0	1-15/0	5-23/0	6-14/0	8-24/0	3-52/0	-	9-39/0				
O'NEAL, Deonte	16-95/0	5-37/0	-	2-11/0	1--1/0	DNP	1-5/0	2-11/0	5-32/0				
SCOTT, Da'Mari	5-43/0	-	2-10/0	-	1-15/0	-	-	-	2-18/0				
PERRY, Deonte	8-31/0	8-31/0	DNP	DNP	DNP	DNP	DNP	DNP	DNP				
JOHNSON, S.	7-20/0	5-13/0	DNP	2-7/0	DNP	DNP	DNP	DNP	-				
VIRGIL, Chason	5-6/0	-	3-2/0	2-4/0	DNP	DNP	-	-	-				
GRIM, Derrion	1-5/0	-	-	-	1-5/0	-	-	-	-				
JORDAN, Jamire	1--7/0	-	-	-	-	1--7/0	-	-	-				

RECEIVING	No-Yds/TD	UIW	ALA	UW	Nev	SJSU	UNM	SDSU	UNLV	BYU	UH	Wyo	BSU
JOHNSON, Keesean	41-555/4	7-120/0	8-55/0	4-51/0	7-104/3	2-52/0	5-105/1	4-47/0	4-21/0				
SCOTT, Da'Mari	33-320/1	2-32/0	7-67/0	5-40/1	4-50/0	7-45/0	1-1/0	3-57/0	4-28/0				
JORDAN, Jamire	11-273/3	2-64/1	1-7/0	-	1-14/0	2-24/0	3-108/2	2-56/0	-				
GRIM, Derrion	12-184/1	2-14/0	2-23/1	1-3/0	2-69/0	-	1-7/0	-	4-68/0				
RICE, Jared	6-140/1	1-65/1	1-10/0	3-43/0	-	-	1-22/0	-	DNP				
MIMS, Jordan	9-103/0	1-21/0	1-7/0	4-41/0	1--3/0	-	1-29/0	-	1-8/0				
HOKIT, Josh	10-78/0	-	2-16/0	2-4/0	3-25/0	-	1-27/0	-	2-6/0				
RIVERS, Ronnie	10-67/0	3-22/0	1-6/0	-	2-24/0	4-15/0	-	DNP	-				
O'NEAL, Deonte	7-58/0	-	1-5/0	2-12/0	3-25/0	DNP	-	1-16/0	-				
ALLEN, Justin	2-51/1	2-51/1	-	-	-	-	-	-	-				
RIDDERING, Kyle	5-46/1	1-2/1	2-20/0	-	1-3/0	-	-	-	1-21/0				
JOHNSON, S.	2-23/0	2-23/0	DNP	-	DNP	DNP	DNP	DNP	-				
PARKER, Namani	1-1/0	-	-	-	1-1/0	-	-	-	-				

## PASSING

#5 VIRGIL	Att.	Comp	Int	Pct	Yards	TD	Long	Sack	Yds	Effic
Incarnate Word	29	16	0	55.2	246	1	40	0	0	137.8
at No. 1 Alabama	34	21	1	61.8	180	1	30	2	9	110.1
at No. 6 Washington	20	11	1	55.0	98	1	19	0	0	102.7
<b>TOTALS</b>	<b>83</b>	<b>48</b>	<b>2</b>	<b>57.8</b>	<b>524</b>	<b>3</b>	<b>40</b>	<b>2</b>	<b>9</b>	<b>118.0</b>

#6 MCMARYION	Att.	Comp	Int	Pct	Yards	TD	Long	Sack	Yds	Effic
Incarnate Word	7	6	0	85.7	103	2	45	0	0	303.6
at No. 1 Alabama	7	5	0	71.4	36	0	12	0	0	114.6
at No. 6 Washington	16	10	0	62.5	96	0	23	1	7	112.9
Nevada	32	24	1	75.0	296	2	63	1	7	167.1
at San Jose State	26	15	0	57.7	136	0	45	0	0	101.6
New Mexico	23	13	0	56.5	299	3	75	1	13	208.8
San Diego State	16	10	0	62.5	176	0	48	0	0	154.9
UNLV	27	16	0	59.3	152	0	31	1	8	106.5
<b>TOTALS</b>	<b>154</b>	<b>99</b>	<b>1</b>	<b>64.3</b>	<b>1294</b>	<b>7</b>	<b>75</b>	<b>4</b>	<b>35</b>	<b>148.6</b>

PUNT RET	No-Yds	UIW	ALA	UW	Nev	SJSU	UNM	SDSU	UNLV	BYU	UH	Wyo	BSU
O'NEAL, Deonte	3-40	3-40	-	-	-	DNP	-	-	-				
RIVERS, Ronnie	6-34	2-19	-	1-6	1-5	1-3	1-1	DNP	-				
JOHNSON, Keesean	2-18	-	-	-	-	-	-	1-14	1-4				

KICK RET	No-Yds	UIW	ALA	UW	Nev	SJSU	UNM	SDSU	UNLV	BYU	UH	Wyo	BSU
O'NEAL, Deonte	10-207	1-22	2-33	5-106	-	DNP	-	-	2-46				
JORDAN, Jamire	5-179	-	-	-	1-71	-	-	-	4-108				
SCOTT, Da'Mari	7-170	2-42	3-94	1-18	1-16	-	-	-	-				
TANGIPA, David	2-5	-	-	-	1-0	-	-	-	1-5				
MIMS, Jordan	1-4	-	-	1-4	-	-	-	-	-				

INT RET	No-Yds	UIW	ALA	UW	Nev	SJSU	UNM	SDSU	UNLV	BYU	UH	Wyo	BSU
BRYANT, Jaron	3-20	-	-	-	2-20	1-0	-	-	-				
COLEMAN, S.	1-0	1-0	-	-	DNP	DNP	-	-	-				
HUGHES, Juju	1-0	-	-	-	-	1-0	-	-	-				
BELL, Mike	1-18	DNP	DNP	-	-	-	1-18	-	-				
JOHNSON, Johnny	1-0	-	-	-	1-0	-	-	-	-				





## 2017 FRESNO STATE STATISTICS

TKLS FOR LOSS	UA-A	Tot	UIW	ALA	UW	Nev	SJSU	UNM	SDSU	UNLV	BYU	UH	Wyo	BSU
STANLEY, Robert	6-2	7.0	1.0-5	0.5-4	1.5-2	-	-	-	3.0-17	1.0-2				
OKEKE, Tobenna	6-0	6.0	-	-	1.0-2	1.0-1	1.0-4	1.0-4	-	2.0-3				
HUGHES, Juju	5-0	5.0	-	-	-	-	2.0-6	2.0-4	-	1.0-1				
NDOH, Emeka	5-0	5.0	3.0-23	-	-	1.0-2	-	DNP	1.0-8	-				
HELMUTH, George	4-0	4.0	-	-	2.0-9	1.0-9	-	-	1.0-2	-				
FORRESTER, M.	3-2	4.0	-	-	-	0.5-4	3.0-17	-	-	0.5-0				
MADSEN, Nathan	3-1	3.5	-	0.5-3	-	-	-	-	1.0-7	2.0-3				
ALLISON, J.	3-1	3.5	-	1.0-8	-	0.5-3	1.0-3	-	1.0-2	-				
VAN HOOK, S.	3-1	3.5	1.0-3	-	-	1.0-12	0.5-0	-	1.0-3	-				
BAILEY, James	2-1	2.5	-	1.0-1	-	-	0.5-1	1.0-3	-	-				
BELL, Mike	1-2	2.0	DNP	DNP	1.5-5	-	-	-	-	0.5-1				
KELLY, Anthoula	2-0	2.0	1.0-4	-	1.0-4	-	-	-	-	-				
RICE, Justin	2-0	2.0	1.0-4	-	1.0-1	-	-	DNP	-	-				
DEGRUY, Damien	2-0	2.0	-	-	1.0-1	-	-	-	1.0-3	-				
HAYNES, Jasad	1-2	2.0	0.5-1	-	0.5-1	-	1.0-2	-	-	-				
JONES, Kwami	1-1	1.5	-	-	0.5-0	-	-	1.0-4	-	-				
BRYANT, Jaron	1-0	1.0	-	1.0-3	-	-	-	-	-	-				
ATKINS, Kevin	1-0	1.0	1.0-4	-	-	-	-	-	-	-				
FOSTER, Tainoa	0-1	0.5	0.5-1	-	-	DNP	DNP	DNP	DNP	DNP				

SACKS	UA-A	Tot	UIW	ALA	UW	Nev	SJSU	UNM	SDSU	UNLV	BYU	UH	Wyo	BSU
NDOH, Emeka	4-0	4.0	2.0-20	-	-	1.0-2	-	DNP	1.0-8	-				
VAN HOOK, S.	2-0	2.0	-	-	-	1.0-12	-	-	1.0-3	-				
OKEKE, Tobenna	2-0	2.0	-	-	-	-	1.0-4	1.0-4	-	-				
HELMUTH, George	2-0	2.0	-	-	1.0-6	1.0-9	-	-	-	-				
FORRESTER, M.	2-0	2.0	-	-	-	-	2.0-16	-	-	-				
JONES, Kwami	1-0	1.0	-	-	-	-	-	1.0-4	-	-				
HUGHES, Juju	1-0	1.0	-	-	-	-	1.0-4	-	-	-				
DEGRUY, Damien	1-0	1.0	-	-	-	-	-	-	1.0-3	-				
STANLEY, Robert	1-0	1.0	-	-	-	-	-	-	1.0-9	-				
MADSEN, Nathan	1-0	1.0	-	-	-	-	-	-	1.0-7	-				
ALLISON, J.	1-0	1.0	-	1.0-8	-	-	-	-	-	-				

### LONG PLAYS (20 OR MORE YARDS)

	FS Long Plays			Opponent Long Plays		
	Rush	Pass	Total	Rush	Pass	Total
Incarnate Word	1	10	11	0	1	1
Alabama	0	2	2	3	2	5
Washington	0	2	2	1	4	5
Nevada	0	5	5	0	4	4
San Jose State	0	2	2	0	0	0
New Mexico	3	6	9	0	4	4
SDSU	1	4	5	3	0	3
UNLV	0	2	2	1	0	1
BYU						
Hawai'i						
Wyoming						
Boise State						
<b>Totals</b>	<b>5</b>	<b>33</b>	<b>38</b>	<b>8</b>	<b>15</b>	<b>23</b>

### DRIVE SUPERLATIVES

	Fresno State	Opponent
Most Yards (Result)	89 (TD) - UNLV	83 (fumble) - SDSU
Most Plays (Result)	17 (TD) - SJSU	3x, last: 16 (FG) - UNLV
Most Time (Result)	8:04 (TD) - SJSU	7:56 (fumble) - SDSU

### FRESNO STATE POINTS OFF TURNOVERS

Game	TOs Gained	TDs	FG	Pts	FS (Fumbles Lost/INT)
Incarnate Word	2 (1 INT/1 FR)	2	0	14	0 (0 INT/0 FL)
Alabama	0 (0 INT/0 FR)	0	0	0	1 (1 INT/0 FL)
Washington	2 (0 INT/2 FR)	0	2	6	1 (1 INT/0 FL)
Nevada	3 (3 INT/0 FR)	1	0	7	3 (1 INT/2 FL)
San Jose State	4 (2 INT/2 FR)	1	1	10	0 (0 INT/0 FL)
New Mexico	2 (1 INT/1 FR)	0	1	3	1 (0 INT/1 FL)
SDSU	1 (0 INT/1 FR)	0	0	0	0 (0 INT/0 FL)
UNLV	0 (0 INT/0 FR)	0	0	0	1 (0 INT/1 FL)
BYU					
Hawai'i					
Wyoming					
Boise State					
<b>Totals</b>	<b>14 (7 INT/7 FR)</b>	<b>4</b>	<b>4</b>	<b>40</b>	<b>7 (3 INT/4 FL)</b>
Opponents	7 (3 INT/4 FR)	3	1	23	

### GAME-OPENING DRIVES

Opponent	[---Fresno State---]			[----- Opponent -----]		
	Pts.	1st Dwns	Yds.	Pts.	1st Dwns	Yds
Incarnate Word	0	0	9	0	2	29
Alabama	0	0	7	7	2	73
Washington	0	1	17	7	3	76
Nevada	7	2	29	0	2	19
San Jose State	0	0	3	0	0	9
New Mexico	0	0	9	0	0	5
SDSU	0	1	15	0	6	83
UNLV	6 (miss xp)	5	78	3	2	48
BYU						
Hawai'i						
Wyoming						
Boise State						

### SECOND HALF-OPENING DRIVES

Opponent	[---Fresno State---]			[----- Opponent -----]		
	Pts.	1st Dwns	Yds.	Pts.	1st Dwns	Yds
Incarnate Word	7	2	61	0	1	-8
Alabama	0	2	32	0	2	31
Washington	0	0	7	7	1	70
Nevada	0	1	18	0	0	4
San Jose State	0	0	5	0	0	4
New Mexico	0	1	7	0	1	23
SDSU	0	0	7	0	0	4
UNLV	7	6	89	7	5	75
BYU						
Hawai'i						
Wyoming						
Boise State						

### PENALTY NUMBERS

	FS Pen.-Yds.	Opp. Pen.-Yds
Incarnate Word	3-15	7-50
Alabama	1-6	4-30
Washington	6-54	4-41
Nevada	8-61	4-20
San Jose State	10-99	9-78
New Mexico	2-25	3-35
SDSU	5-40	5-40
UNLV	5-40	5-35
BYU		
Hawai'i		
Wyoming		
Boise State		







## 2017 FRESNO STATE STATISTICS

### FRESNO STATE CHUNK PLAYS

Yards	Opponent	Play	Result
75	UNM	McMaryion pass to Johnson, K.	1st-10
71	Nev	Jordan kick return	1st-10
70	UNM	McMaryion pass to Jordan	TD
65	UIW	Hokit pass to Rice, Ja.	TD
63	ALA	Scott kick return	1st-10
63	Nev	McMaryion pass to Grim	1st-10
57	UNM	McMaryion rush	1st-10
48	SDSU	McMaryion pass to Jordan	1st-Goal
45	UIW	McMaryion pass to Allen	TD
45	SJSU	McMaryion pass to Johnson, K.	1st-Goal
44	UIW	O'Neal punt return	1st-10
40	UIW	Virgil pass to Jordan	1st-Goal
40	Nev	McMaryion pass to Johnson, K.	TD
34	UIW	Virgil pass to Johnson, K.	1st-10
33	SDSU	McMaryion pass to Johnson, K.	1st-10
32	UNM	McMaryion pass to Jordan	TD
31	UNLV	McMaryion pass to Grim	1st-10
30	ALA	Virgil pass to Scott	1st-10
30	SDSU	McMaryion pass to Scott	1st-10
29	UIW	Virgil pass to Johnson, K.	1st-10
29	UNM	McMaryion pass to Mims	1st-10
28	UNM	Rivers rush	1st-Goal
27	UNM	McMaryion pass to Hokit	1st-10
26	ALA	Virgil pass to Grim	TD
26	SDSU	Hokit rush	TD
25	UIW	Virgil pass to Scott	1st-10
24	UIW	McMaryion pass to Jordan	TD
24	UIW	Virgil pass to Johnson, K.	1st-10
24	UNM	Mims rush	1st-10
24	SDSU	McMaryion pass to Scott	1st-10
23	Wash.	McMaryion pass to Scott	1st-10
23	Nev	McMaryion pass to Scott	1st-10
22	Nev	McMaryion pass to Scott	1st-10
22	SJSU	McMaryion pass to Scott	1st-10
22	UNM	McMaryion pass to Rice	1st-10
21	UIW	Virgil pass to Mims	1st-10
21	Wash.	McMaryion pass to Mims	1st-10
21	Nev	McMaryion pass to Hokit	1st-10
21	UNLV	McMaryion pass to Riddering	1st-10
20	UIW	Virgil pass to Johnson, K.	1st-10

Only KO returns of 35 yards or more or INT & PR of 25 yards or more are included

### OPPONENT CHUNK PLAYS

Yards	Opponent	Play	Result
77	Wash.	Pettis punt return	TD
73	Wash.	Browning to Pettis	TD
55	ALA	Hurts rush	TD
50	Wash.	Browning pass to Bryant	1st-10
45	SDSU	Washington rush	1st-10
44	UNM	Tuioti pass to Hart-Johnson	1st-Goal
40	Nev	Gangi pass to Mannix	1st-10
37	SDSU	Truxton punt return	1st-10
36	Wash.	Pettis pass to Bryant	1st-10
36	UNM	Tuioti pass to Drennan	1st-10
34	UIW	Laird pass to Brooks	1st-10
28	ALA	Hurts rush	1st-10
28	Wash.	Gaskin rush	TD
25	ALA	Hurts rush	1st-10
24	ALA	Tagovailoa pass to Marks	1st-10
24	Nev	Gangi pass to Demps	1st-10
24	SDSU	Agnew rush	1st-10
23	ALA	Hurts pass to Hentges	TD
23	UNM	Tuioti pass to Umeh	1st-10
22	UNM	Tuioti pass to Umeh	1st-10
21	Nev	Gangi pass to Demps	1st-10
21	Nev	Gangi pass to Armstrong	TD
21	SDSU	Penny rush	1st-10
21	UNLV	Woods, Jr. rush	1st-10
20	Wash.	Browning to Lenius	1st-Goal

Only KO returns of 35 yards or more or INT & PR of 25 yards or more are included




**2017 FRESNO STATE PARTICIPATION**

#	Name	GP/GS	#	Name	GP/GS	#	Name	GP/GS
79	AIBUEDEFE, Nick	4/-	33	HOKIT, Josh	8/1	16	RICE, Jared	7/2
13	ALLEN, Justin	8/-	23	HUGHES, Juju	8/8	29	RICE, Justin	7/-
9	ALLISON, J.	8/8	98	IAKOPO, Keiti	7/-	89	RIDDERING, Kyle	8/7
90	ATKINS, Kevin	8/1	80	JAVERNICK	8/-	20	RIVERS, Ronnie	7/5
7	BAILEY, James	8/8	96	JEANNITON, K.	1/-	8	SCOTT, Da'Mari	8/6
4	BELL, Mike	6/3	17	JOHNSON, Johnny	8/5	22	SOECHTING, T.	8/-
94	BELONY, Patrick	4/-	3	JOHNSON, Keesea	8/7	73	ST. ANDREW, M.	8/8
51	BOYER, Markus	7/-	24	JOHNSON, S.	3/-	32	STANLEY, Robert	8/8
14	BRYANT, Jaron	8/7	33	JONES, Kwami	8/-	88	TANGIPA, David	8/-
26	BURT, Brian	1/-	1	JORDAN, Jamire	8/7	65	TUITELE, Syrus	4/-
42	CAGE, Richard	5/-	6	KELLY, Anthoula	8/4	44	VAN HOOK, S.	8/-
36	CAMACHO, Jimmy	8/-	91	MADSEN, Nathan	8/8	5	VIRGIL, Chason	6/3
82	COLEMAN, Donte	1/-	13	MAFI, Kesomi	2/-	53	WESTBERRY, J.	8/-
25	COLEMAN, S.	6/-	38	MAFI, Maamaloa	8/-	66	WOODLEY, Quireo	7/-
58	CRONK, C.	8/8	6	McMARYION, M.	8/5	31	WRIGHT, Andrew	6/-
47	CUSICK, Blake	8/-	27	MILTON, Ka'Lonn	6/-			
19	DALENA, Frank	1/-	22	MIMS, Jordan	8/2			
1	DEGRUY, Damien	8/-	77	MITCHELL, Aaron	8/8			
18	FINCH, Jackson	4/-	15	MOSBY, Arron	8/-			
97	FORRESTER, M.	8/7	52	MUTI, Netane	8/8			
50	FOSTER, Tainoa	3/-	5	NDOH, Emeka	7/-			
28	GAGNON, Kenny	1/-	11	O'NEAL, Dejonte	7/2			
76	GAMA, Shane	1/-	56	OKEKE, Tobenna	8/8			
84	GRAYSON, A.	3/-	10	OTUKOLO, Nela	8/-			
40	GREEN, Justin	8/3	87	PARKER, Namani	8/1			
7	GRIM, Derrion	8/-	78	PATTERSON, D.	8/8			
93	HAYNES, Jasad	8/-	4	PERRY, Deonte	1/-			
34	HELMUTH, George	8/5	74	POPOLIZIO, Ryan	5/-			
86	HENDRICKSON, K.	6/-	2	POTTS, DeShawn	8/5			

**2017 GAME-BY-GAME OFFENSIVE STARTERS**

DATE	OPPONENT	LT	LG	C	RG	RT	QB	RB	WR	WR	WR	TE
9/2	Incarnate Word	Cronk	Muti	Mitchell	St. Andrew	Patterson	Virgil	Rivers	Jordan	Johnson, K.	Scott	Riddering
9/9	at Alabama	Cronk	Muti	Mitchell	St. Andrew	Patterson	Virgil	Rivers	Jordan	Johnson, K.	Scott	Riddering
9/16	at Washington	Cronk	Muti	Mitchell	St. Andrew	Patterson	Virgil	Rivers	Jordan	Johnson, K.	Scott	Riddering
9/30	Nevada*	Cronk	Muti	Mitchell	St. Andrew	Patterson	McMaryion	Mims	O'Neal	Parker, N.	Rice (TE)	Riddering
10/7	at San Jose State*	Cronk	Muti	Mitchell	St. Andrew	Patterson	McMaryion	Rivers	Jordan	Johnson, K.	Scott	Riddering
10/14	New Mexico*	Cronk	Muti	Mitchell	St. Andrew	Patterson	McMaryion	Rivers	Jordan	Johnson, K.	Rice (TE)	Riddering
10/21	at San Diego State*	Cronk	Muti	Mitchell	St. Andrew	Patterson	McMaryion	Mims	Jordan	Johnson, K.	Scott	Riddering
10/28	UNLV*	Cronk	Muti	Mitchell	St. Andrew	Patterson	McMaryion	Mims	Jordan	Johnson, K.	Scott	Hokit (RB)
11/4	BYU											
11/11	at Hawai'i*											
11/18	at Wyoming*											
11/25	Boise State*											

**2017 GAME-BY-GAME DEFENSIVE STARTERS**

DATE	OPPONENT	DE	DT	DT	DE	LB	LB	LB	CB	FS	SS	CB
9/2	Incarnate Word	Stanley	Forrester	Madsen	Okeke	Green	Allison	Bailey	Johnson, J.	Potts	Hughes, J.	Bryant
9/9	at Alabama	Stanley	Forrester	Madsen	Okeke	Green	Allison	Bailey	Johnson, J.	Potts	Hughes, J.	Bryant
9/16	at Washington	Stanley	Forrester	Madsen	Okeke	Green	Allison	Bailey	Johnson, J.	Potts	Hughes, J.	Kelly
9/30	Nevada*	Stanley	Forrester	Madsen	Okeke	Helmuth	Allison	Bailey	Johnson, J.	Potts	Hughes, J.	Bryant
10/7	at San Jose State*	Stanley	Forrester	Madsen	Okeke	Helmuth	Allison	Bailey	Johnson, J.	Potts	Hughes, J.	Bryant
10/14	New Mexico*	Stanley	Forrester	Madsen	Okeke	Helmuth	Allison	Bailey	Kelly	Bell	Hughes, J.	Bryant
10/21	at San Diego State*	Stanley	Atkins	Madsen	Okeke	Helmuth	Allison	Bailey	Kelly	Bell	Hughes, J.	Bryant
10/28	UNLV*	Stanley	Forrester	Madsen	Okeke	Helmuth	Allison	Bailey	Kelly	Bell	Hughes, J.	Bryant
11/4	BYU											
11/11	at Hawai'i*											
11/18	at Wyoming*											
11/25	Boise State*											





## TURNOVERS YEAR-BY-YEAR - SINCE 2008

2017 - Fresno State Record: 5-3									
Fresno State					Opponents				
Date	Opponent	Sacks	FR	INT	Turnovers Gained	Sacks	FR	INT	Turnovers Lost
9/2	Incarnate Word	2-20	1	1	2	0-0	0	0	0
9/9	at Alabama	1-8	0	0	0	2-9	0	1	1
9/16	at Washington	1-6	2	0	2	1-7	0	1	1
9/30	Nevada	3-23	0	3	3	1-7	2	1	3
10/7	at San Jose State	4-24	2	2	4	0-0	0	0	0
10/14	New Mexico	2-8	1	1	2	1-3	1	0	1
10/21	at San Diego St.	4-27	1	0	1	0-0	0	0	0
10/28	UNLV	0-0	0	0	0	1-8	1	0	1
11/4	BYU								
11/11	at Hawai'i								
11/18	at Wyoming								
11/25	Boise State								
Totals	12 Games	17-116	7	7	14	6-34	4	3	7

## NATIONAL RANKINGS

Sacks: 48  
Fumble Recoveries: 25  
Passes Intercepted: 55

Turnovers Gained: 38  
Turnover Margin: 14

## NATIONAL RANKINGS

Sacks Allowed: 9  
Fumbles Lost: 31  
INTs Thrown: 7

Turnovers Lost: 15  
Turnover Margin: 14

2016 - Fresno State Record: 1-11									
Fresno State					Opponents				
Date	Opponent	Sacks	FR	INT	Turnovers Gained	Sacks	FR	INT	Turnovers Lost
9/3	at Nebraska	0-0	0	0	0	4-21	0	2	2
9/10	Sacramento St.	3-11	0	2	2	2-19	1	1	2
9/17	at Toledo	0-0	0	0	0	5-35	0	0	0
9/24	Tulsa	4-34	1	1	2	2-9	1	1	2
10/1	at UNLV	0-0	0	0	0	2-20	0	1	1
10/8	at Nevada	1-15	1	0	1	1-4	2	0	2
10/14	San Diego St.	1-1	0	0	0	2-12	0	3	3
10/22	at Utah St.	0-0	0	0	0	1-6	0	0	0
10/28	Air Force	1-6	1	0	1	2-11	0	4	4
11/5	at Colorado St.	0-0	0	0	0	5-26	0	1	1
11/19	Hawai'i	2-15	0	1	1	1-6	0	0	0
11/26	San Jose St.	2-12	1	1	2	4-17	1	0	1
Totals	12 Games	14-94	4	5	9	31-186	5	13	18

## NATIONAL RANKINGS

Sacks: T-117  
Fumble Recoveries: T-116  
Passes Intercepted: T-117

Turnovers Gained: T-126  
Turnover Margin: T-117

## NATIONAL RANKINGS

Sacks Allowed: T-96  
Fumbles Lost: T-12  
INTs Thrown: T-88

Turnovers Lost: T-47  
Turnover Margin: T-117

2015 - Fresno State Record: 3-8									
Fresno State					Opponents				
Date	Opponent	Sacks	FR	INT	Turnovers Gained	Sacks	FR	INT	Turnovers Lost
9/3	Abilene Christian	5-30	0	2	2	0-0	1	2	3
9/12	at No. 14 Ole Miss	1-8	2	1	3	1-15	1	3	4
9/19	No. 21 Utah	0-0	2	1	3	1-5	2	0	2
9/26	at San Jose St.	6-35	1	0	1	2-19	0	1	1
10/3	at San Diego St.	3-25	1	0	1	3-27	0	0	0
10/10	Utah State	2-13	1	0	1	5-25	1	3	4
10/16	UNLV	6-24	0	0	0	0-0	1	0	1
10/24	at Air Force	0-0	1	0	1	2-9	0	1	1
11/5	Nevada	2-18	0	1	1	3-20	1	3	4
11/14	at Hawai'i	2-13	1	3	4	3-16	0	0	0
11/21	at BYU	1-5	2	0	2	4-26	0	3	3
11/28	Colorado St.	0-0	0	1	1	2-16	0	0	0
Totals	12 Games	28-171	11	9	20	24-152	7	16	23

## NATIONAL RANKINGS

Sacks: T-29  
Fumble Recoveries: T-7  
Passes Intercepted: T-79

Turnovers Gained: T-50  
Turnover Margin: T-93

## NATIONAL RANKINGS

Sacks Allowed: T-73  
Fumbles Lost: T-54  
INTs Thrown: T-118

Turnovers Lost: T-113  
Turnover Margin: T-93

2014 - Fresno State Record: 6-8									
Fresno State					Opponents				
Date	Opponent	Sacks	FR	INT	Turnovers Gained	Sacks	FR	INT	Turnovers Lost
8/30	at USC	0-0	2	0	2	1-10	0	4	4
9/6	at Utah	2-11	0	0	0	7-34	1	0	1
9/13	Nebraska	0-0	1	0	1	4-29	0	0	0
9/20	Southern Utah	4-10	1	1	2	0-0	0	1	1
9/26	at New Mexico	2-14	0	0	0	3-24	1	1	2
10/3	San Diego State	2-12	1	2	3	3-7	1	1	2
10/10	at UNLV	5-13	0	1	1	1-1	1	2	3
10/17	at Boise State	2-10	1	0	1	5-22	0	1	1
11/1	Wyoming	1-6	1	0	1	2-6	0	2	2
11/8	San Jose State	0-0	1	2	3	1-5	1	1	2
11/22	at Nevada	3-24	3	1	4	3-20	1	1	2
11/29	Hawai'i	6-34	0	2	2	2-17	0	2	2
12/6	at Boise State*	1-5	0	0	0	4-24	0	3	3
12/24	vs. Rice!	2-14	0	0	0	4-24	0	2	2
Totals	14 Games	30-153	11	9	20	40-223	6	21	27

## NATIONAL RANKINGS

Sacks: 65  
Fumble Recoveries: T-38  
Passes Intercepted: T-91

Turnovers Gained: T-55  
Turnover Margin: T-103

## NATIONAL RANKINGS

Sacks Allowed: T-105  
Fumbles Lost: T-19  
INTs Thrown: 123

Turnovers Lost: T-109  
Turnover Margin: T-103

2013 - Fresno State Record: 11-2									
Fresno State					Opponents				
Date	Opponent	Sacks	FR	INT	Turnovers Gained	Sacks	FR	INT	Turnovers Lost
8/29	Rutgers	1-10	1	1	2	1-4	2	1	3
9/7	Cal Poly	1-10	1	0	1	0-0	1	0	1
9/14	at Colorado					-----GAME CANCELED (FLOODING)-----			
9/20	Boise State	4-19	1	1	2	1-2	0	0	0
9/28	at Hawai'i	7-46	0	2	2	1-1	3	2	5
10/5	at Idaho	6-41	1	4	5	0-0	1	2	3
10/19	UNLV	3-12	0	0	0	0-0	0	1	1
10/26	at San Diego St.	2-12	1	1	2	2-22	0	0	0
11/2	Nevada	3-18	0	1	1	2-14	1	0	1
11/9	at Wyoming	1-8	1	1	2	1-9	0	0	0
11/23	New Mexico	3-25	0	0	0	0-0	0	0	0
11/29	at San Jose St.	0-0	2	0	2	0-0	0	1	1
12/7	Utah State*	8-49	0	2	2	3-19	3	2	5
12/21	vs. USC!	1-17	1	1	2	0-0	0	1	1
Totals	13 Games	40-250	9	14	23	12-72	11	10	21

## NATIONAL RANKINGS

Sacks: 6  
Fumble Recoveries: T-56  
Passes Intercepted: T-40

Turnovers Gained: T-47  
Turnover Margin: T-48

## NATIONAL RANKINGS

Sacks Allowed: 6  
Fumbles Lost: T-84  
Interceptions Thrown: T-35

Turnovers Lost: T-57  
Turnover Margin: T-48

2012 - Fresno State Record: 9-4									
Fresno State					Opponents				
Date	Opponent	Sacks	FR	INT	Turnovers Gained	Sacks	FR	INT	Turnovers Lost
9/1	Weber State	4-17	1	1	1	1-13	0	0	0
9/8	at No. 4 Oregon	3-34	3	0	3	3-16	0	0	0
9/15	Colorado	4-24	0	4	4	0-0	1	1	2
9/22	at Tulsa	0-0	0	3	3	2-13	2	0	2
9/29	San Diego St.	5-35	2	3	5	1-9	2	2	4
10/6	at Colorado St.	4-29	1	1	2	3-18	0	0	0
10/13	at Boise St.	1-0	0	1	1	2-21	1	1	2
10/20	Wyoming	1-8	0	2	2	2-15	2	0	2
10/27	at New Mexico	1-4	1	1	2	2-11	0	1	1
11/3	Hawai'i	5-19	2	1	3	3-21	0	1	1
11/10	at Nevada	3-26	2	2	4	1-7	1	0	1
11/24	Air Force	3-15	2	1	3	1-7	1	0	1
12/24	SMU!	5-24	0	2	2	7-53	2	2	4
Totals	13 Games	40-239	13	22	35	29-207	12	8	20

## NATIONAL RANKINGS

Sacks: 9  
Fumble Recoveries: T-27  
Passes Intercepted: 3

Turnovers Gained: 5  
Turnover Margin: T-7

## NATIONAL RANKINGS

Sacks Allowed: T-78  
Fumbles Lost: T-77  
Interceptions Thrown: T-28

Turnovers Lost: T-46  
Turnover Margin: T-7

2011 - Fresno State Record: 4-9									
Fresno State					Opponent				
Date	Opponent	Sacks	FR	INT	Turnovers Gained	Sacks	FR	INT	Turnovers Lost
9/3	vs. California	2-17	1	1	2	6-30	1	1	2
9/10	at No. 10 Nebraska	1-4	0	2	2	0-0	1	0	1
9/17	North Dakota	2-23	0	0	0	3-26	0	0	0
9/24	at Idaho	2-12	1	0	1	0-0	0	2	2
10/1	Ole Miss	1-7	0	0	0	2-18	1	1	2
10/7	No. 5 Boise St.	0-0	0	0	0	0-0	2	2	4
10/15	Utah State	3-15	1	0	1	0-0	2	0	2
10/22	at Nevada	2-8	0	0	0	1-2	2	0	2
11/5	La Tech	1-8	0	0	0	3-12	1	2	3
11/12	at New Mexico St.	2-17	0	1	1	1-4	1	0	1
11/19	at Hawai'i	4-32	0	0	0	1-3	0	0	0
11/26	San Jose St.	0-0	1	1	2	0-0	2	1	3
12/3	at San Diego St.	2-15	0	0	0	3-28	0	1	1
Totals	13 Games	20-143	4	5	9	17-95	13	9	22

## NATIONAL RANKINGS

Sacks: T-79  
Fumble Recoveries: T-117  
Passes Intercepted: T-111

Turnovers Gained: T-119  
Turnover Margin: T-111

## NATIONAL RANKINGS

Sacks Allowed: T-35  
Fumbles Lost: T-99  
Interceptions Thrown: T-39

Turnovers Lost: T-72  
Turnover Margin: T-116

Passes Intercepted: 1-1		2010 - Fresno State Record: 8-5										Interceptions Thrown: 1-59	
		Fresno St.					Turnovers						
Date	Opponent	Sacks	FR	Int.	Gained		Sacks	FR	INT	Turnovers	Lost		
9/4	Cincinnati	8-64	1	0	1		2-5	0	1	1			
9/18	at Utah St.	2-20	0	0	0		1-3	1	1	1		2	
9/25	at Ole Miss	0-0	1	1	2		5-22	1	0	1			
10/2	Cal Poly	4-11	0	0	0		1-4	2	1	1		3	
10/9	Hawai'i	2-5	0	1	1		3-23	0	3	3			
10/16	New Mexico St.	4-29	1	0	1		1-3	1	0	1		1	
10/23	at San Jose St.	5-30	1	2	3		4-39	0	0	0		0	
11/6	at La Tech	1-8	0	1	1		2-10	1	1	2		2	
11/13	No. 21 Nevada	1-4	0	1	1		2-14	1	0	0		1	
11/19	at No. 3 Boise St.	0-0	1	1	2		4-28	1	2	3		4	
11/27	Idaho	6-42	0	1	1		5-34	4	0	0		4	
12/3	Illinois	4-27	0	0	0		0-0	1	0	1		1	
12/18	vs. N. Illinois!	0-0	0	0	0		6-36	1	0	1		1	
Totals 13 Games		37-240	5	8	13		36-221	14	9	23			



## INDIVIDUAL GAME HIGHS

### PASSING

Name	Attempts		Completions		Yards		Career 300-Yard Passing Games
	2017	Career	2017	Career	2017	Career	
Chason Virgil	34 (at Alabama)	45 (2x)	21 (at Alabama)	27 (*16 at Utah St.)	246 (UIW)	303 (*16 Air Force)	1
Marcus McMaryion	24 (Nevada)	Same	32 (Nevada)	Same	299 (UNM)	Same	--
Name	Longest Pass		TDs		INTs		
	2017	Career	2017	Career	2017	Career	
Chason Virgil	40 (UIW)	85 (*16 at Toledo)	1 (2x)	3 (*16 Air Force)	1 (2x)	4 (*16 Air Force)	
Marcus McMaryion	75 (UNM)	Same	3 (UNM)	Same	1 (Nevada)	Same	

### RUSHING

Name	Attempts		Yards		TDs		Longest Career Run	100-Yd Games
	2017	Career	2017	Career	2017	Career		
Derrion Grim	1 (Nevada)	Same	5 (Nevada)	Same	--	--	5 (Nevada)	--
Josh Hokit	14 (2x)	18 (*16 Hawai'i)	77 (at SDSU)	97 (*16 Hawai'i)	3 (at SDSU)	Same	26 (at SDSU)	--
KeeSean Johnson	--	1 (3x)	--	10 (*16 at Nevada)	--	--	10 (*16 at Nevada)	--
Saevion Johnson	5 (UIW)	Same	13 (UIW)	Same	--	--	11 (UIW)	--
Jamire Jordan	1 (at SJSU)	6 (*16 at UNLV)	-7 (at SJSU)	44 (*16 Tulsa)	--	1 (*16 Tulsa)	44 (*16 Tulsa)	--
Marcus McMaryion	9 (UNLV)	Same	65 (UNM)	Same	--	--	57 (UNM)	--
Jordan Mims	21 (at SDSU)	Same	112 (at SDSU)	Same	2 (UNLV)	Same	24 (UNM)	--
Dejonte O'Neal	5 (2x)	Same	37 (UIW)	Same	--	1 (*16 Sac St.)	17 (2x)	--
Deonte Perry	8 (UIW)	Same	31 (UIW)	Same	--	--	8 (UIW)	--
Ronnie Rivers	19 (at SJSU)	Same	105 (at SJSU)	Same	2 (at SJSU)	Same	30 (UIW)	1
Da'Mari Scott	2 (2x)	Same	18 (UNLV)	Same	--	--	15 (Nevada)	--
Chason Virgil	3 (at Alabama)	19 (*16 Tulsa)	4 (at Washington)	47 (*16 Tulsa)	--	2 (*16 Tulsa)	28 (*16 SDSU)	--

### RECEIVING

Name	Receptions		Yards		TDs		Longest Career Reception	100-Yd Games
	2017	Career	2017	Career	2017	Career		
Justin Allen	2 (UIW)	Same	51 (UIW)	Same	1 (UIW)	Same	45 (UIW)	--
Derrion Grim	4 (UNLV)	Same	69 (Nevada)	Same	1 (at Alabama)	Same	63 (Nevada)	--
Josh Hokit	3 (Nevada)	Same	27 (UNM)	Same	--	--	27 (UNM)	--
KeeSean Johnson	8 (at Alabama)	10 (*16 Air Force)	120 (UIW)	142 (*16 Air Force)	3 (Nevada)	3 (2x)	75 (UNM)	4
Jamire Jordan	3 (UNM)	10 (*16 at Utah St.)	108 (UNM)	115 (*16 Air Force)	2 (UNM)	Same	85 (*16 at Toledo)	5
Jordan Mims	4 (at Washington)	Same	41 (at Washington)	Same	--	--	29 (UNM)	--
Dejonte O'Neal	3 (Nevada)	4 (*16 at Toledo)	25 (Nevada)	Same	--	--	16 (2x)	--
Namani Parker	1 (Nevada)	Same	1 (Nevada)	Same	--	--	1 (Nevada)	--
Jared Rice	3 (at Washington)	Same	65 (UIW)	Same	1 (UIW)	1 (3x)	65 (UIW)	--
Kyle Riddering	2 (at Alabama)	3 (*16 at Utah St.)	21 (UNLV)	Same	1 (UIW)	Same	21 (UNLV)	--
Ronnie Rivers	4 (at SJSU)	Same	24 (Nevada)	Same	--	--	21 (Nevada)	--
Da'Mari Scott	7 (2x)	Same	67 (at Alabama)	102 (*14 So. Utah)	1 (at Washington)	2 (*15 at Hawai'i)	81 (*14 So. Utah)	--

### DEFENSE

Name	Tackles		TFL		Sacks		INT	FF
	2017	Career	2017	Career	2017	Career		
Jeffrey Allison	14 (at Alabama)	Same	1.0 (3x)	Same	1.0 (at Alabama)	Same	--	1 (2x)
Kevin Atkins	1 (Nevada)	Same	1.0 (UIW)	Same	--	--	--	--
James Bailey	9 (Nevada)	9 (2x)	1.0 (at Alabama)	1.5 (*16 Tulsa)	--	0.5 (*16 Tulsa)	--	1 (UNM)
Mike Bell	10 (UNM)	Same	1.5 (at Washington)	Same	--	--	1 (UNM)	--
Patrick Belony	2 (UIW)	3 (*16 SDSU)	--	0.5 (2x)	--	--	--	--
Jaron Bryant	7 (2x)	Same	1.0 (at Alabama)	Same	--	--	2 (Nevada)	--
Richard Cage	1 (Nevada)	Same	--	--	--	--	--	--
Sherman Coleman Jr.	4 (at Washington)	Same	--	--	--	--	1 (UIW)	--
Damien DeGruy	1 (4x)	Same	1.0 (at SDSU)	Same	--	--	--	--
Jackson Finch	3 (at Alabama)	Same	--	--	--	--	--	--
Malik Forrester	6 (at SJSU)	6 (3x)	3.0 (at SJSU)	Same	2.0 (at SJSU)	Same	--	1 (at SJSU)
Tainoa Foster	2 (UIW)	Same	0.5 (UIW)	Same	--	--	--	--
Justin Green	3 (at Alabama)	8 (*15 at SJSU)	--	1.0 (5x)	--	1.0 (4x)	--	1 (*15 at Miss)
Jasad Haynes	2 (3x)	Same	0.5 (UIW)	Same	--	--	--	--
George Helmuth	10 (Nevada)	Same	2.0 (at Washington)	Same	1.0 (2x)	Same	--	1 (at UW)
Juju Hughes	11 (UNM)	Same	2.0 (2x)	Same	1.0 (at SJSU)	Same	1 (at SJSU)	1 (at SJSU)
Keiti Iakopo	2 (at SDSU)	Same	--	--	--	--	--	--
Kwami Jones	3 (2x)	Same	1.0 (UNM)	Same	1.0 (UNM)	--	--	--
Johnny Johnson Jr.	5 (at Alabama)	Same	--	--	--	--	1 (Nevada)	--
Tank Kelly	6 (2x)	Same	1.0 (2x)	Same	--	--	--	--
Nathan Madsen	4 (at SDSU)	5 (*15 vs. Utah)	1.0 (at SDSU)	2.0 (*14 vs. SUU)	1.0	1.0 (3x)	--	--
Maamaloa Mafi	1 (2x)	Same	--	--	--	--	--	--
Ka'Lonn Milton	3 (2x)	Same	--	--	--	--	--	--
Arron Mosby	1 (2x)	Same	--	--	--	--	--	--
Emeka Ndoh	3 (UIW)	Same	3.0 (UIW)	Same	2.0 (UIW)	Same	--	1 (UIW)
Tobenna Okeke	5 (2x)	9 (Air Force)	2.0 (UNLV)	2.0 (*15 vs. ACU)	1.0 (2x)	1.0 (6x)	--	--
Nela Otukolo	2 (2x)	10 (*16 SDSU)	--	1.5 (*15 vs. Utah)	--	1.0 (3x)	--	1 (*16 AF)
DeShawn Potts	4 (at SJSU)	11 (*16 SDSU)	--	1.0 (*16 at Toledo)	--	--	--	--
Justin Rice	5 (at Washington)	Same	1.0 (2x)	Same	--	--	--	--
Trent Soechting	4 (Nevada)	10 (*16 Air Force)	--	1.0 (*16 at Nebraska)	--	--	--	--
Robert Stanley	5 (at SDSU)	12 (*16 SJSU)	3.0 (at SDSU)	Same	1.0 (at SDSU)	Same	--	1 (UNLV)
Stephen Van Hook	3 (Nevada)	Same	1.0 (3x)	Same	1.0 (2x)	Same	--	--







# THE LAST TIME

## A Bulldog Player Had... RUSHING

### 300+ yards rushing:

Never

### 250-299 yards rushing:

261, Robbie Rouse at Nevada (11/10/12)

### 200-249 yards rushing:

217, Robbie Rouse vs. Nevada (11/13/10)

### 150-199 yards rushing:

169, Dontel James at Nevada (10/8/16)

### 100 yard rushing game by a quarterback:

142, Bill Yancy, at McNeese State (9/9/78)

### Back-to-back 200-yard rushing games:

Robbie Rouse, 11/6/10-11/13/10

### Five+ consecutive 100-yard rushing games:

9 games, Ryan Matthews, 9/5-11/7/09

### Four consecutive 100-yard rushing games:

Marteze Waller, 10/10-11/8/14

### 2 rushers with 100 yards:

Marteze Waller (145) & Josh Quezada (112)  
vs. San Jose State (11/8/14)

### 90+ yard rushing play:

94, Robbie Rouse vs. Colorado (9/15/12) - TD

### 80-89 yard rushing play:

80, Lonyae Miller vs. Hawai'i (10/4/08)

### 70-79 yard rushing play:

76, Marteze Waller at Boise State (10/17/14)

### 60-69 yard rushing play:

66, Brian Burrell vs. Nebraska (9/13/14) - TD

### 40+ rushing attempts:

43, Robbie Rouse at La Tech (11/6/10)

### 30-39 rushing attempts:

36, Robbie Rouse at Nevada (11/10/12)

### 2 rushers with 2 TDs:

Kilton Anderson (2), Marteze Waller (2) vs.  
UNLV (10/16/15)

### 5 TDs rushing:

Don Driscoll vs. Cal State-Los Angeles (10/2/54)

### 4 TDs rushing:

Michael Pittman at San Jose State (11/15/97)

### 3 TDs rushing:

Josh Hokit at San Diego State (10/21/17)

### 3 TDs rushing by a quarterback:

Trent Dilfer vs. UNLV (10/26/91)

### 2 TDs rushing by a quarterback:

Kilton Anderson vs. UNLV (10/16/15)

## RECEIVING

### 200+ yards receiving:

264, Davante Adams at San Jose St. (11/29/13)

### 150-199 yards receiving:

194, Aaron Peck at UNLV (10/1/16)

### 2 receivers with 100 yards receiving:

Jamire Jordan (108),  
KeeSean Johnson (105) vs. New Mexico (10/14/17)

### 3 receivers with 100 yards receiving:

Davante Adams (246), Josh Harper (161),  
Isaiah Burse (112) vs. New Mexico (11/23/13)

### 90+ yard pass play:

97, Isaiah Burse from Derek Carr vs. Colorado  
(9/15/12) - TD

### 80-89 yard pass play:

80, Aaron Peck from Chason Virgil at UNLV  
(10/1/16) - TD

### 70-79 yard pass play:

75, KeeSean Johnson from Marcus McMaryion  
vs. New Mexico (10/14/17)

### 60-69 yard pass play:

63, Derrion Grim from Marcus McMaryion vs.  
Nevada (9/30/17)

### 50-59 yard pass play:

53, KeeSean Johnson from Zach Kline vs.  
San Jose State (11/26/16)

### 10-14 receptions:

KeeSean Johnson (10) vs. Air Force (10/28/16)

### 15+ or more receptions:

Isaiah Burse (17) vs. Utah State (12/7/13)

### 2+ receivers with 10 or more catches:

Davante Adams (13), Isaiah Burse (10)

at San Jose St. (11/29/13)

### 2 receivers with 2 TDs:

Davante Adams (4), Josh Harper (3)  
vs. New Mexico (11/23/13)

### A TE with two TDs:

Chad Olsen (2) at UNLV (10/10/14) & vs. ACU (9/3/15)

### 3+ TDs receiving:

KeeSean Johnson (3) vs. Nevada (9/30/17)

### Back-to-back games with 2+ TDs receiving:

Davante Adams  
11/23/13 vs. UNM (4), 11/29/13 (3) at SJSU

### Back-to-back 100-yard plus receiving games:

Davante Adams (3),  
11/23/13 (246) -11/29/13 (264) - 12/7/13 (168)

### Back-to-back 200-yard plus receiving games:

Davante Adams  
11/23/13 vs. UNM (246), 11/29/13 at SJSU (264)

### Had three consec. 100-yard plus receiving games:

Davante Adams, 11/23/13 (246) -11/29/13 (264) -  
12/7/13 (168)

### Five receivers with TDs:

D. Scott (2), J. Jordan (1), J. Blandin (1),  
C. Olsen (1), M. Waller at Hawai'i (11/14/15)

### Four receivers with TDs:

J. Jordan (1), J. Allen (1), J. Rice (1),  
K. Riddering (1) vs. Incarnate Word (9/2/17)

### Three receivers with TDs:

Da'Mari Scott (1), Josiah Blandin (1),  
Jamire Jordan (1) vs. Utah (9/19/15)

### Caught a TD in six-straight games:

Davante Adams (9 games), 10/5/13-12/21/13

### An OL caught a pass:

Adam McDowell (3 yards) at No. 8 Boise State  
(11/28/08)

## PASSING

### 500-plus yards passing:

519, Derek Carr at San Jose St. (11/29/13)

### 400-499 yards passing:

404, Derek Carr vs. Utah State (12/7/13)

### 3+ Consecutive 300+ passing games:

Derek Carr (5), 11/2/13-12/7/13

### Back-to-back 500-yard plus passing games:

Derek Carr,  
vs. UNM (522) 11/22/13, at SJSU (519) 11/29/13

### 7 TDs passing:

Derek Carr vs. New Mexico (11/23/13)\*

### 6 TDs passing:

Zack Greenlee at Hawaii (11/14/15)

### 5 TDs passing:

Derek Carr at Idaho (10/5/13)

### 4 TDs passing:

Brian Burrell at Nevada (11/22/14)

### Back-to-back games with 4+ TD passes:

Derek Carr (three games)  
at Wyoming (4), vs. New Mexico (7), SJSU (6)  
11/9/13-11/29/2013

### Three 50+ yard TD passes in the same game:

Derek Carr 59 yards to Davante Adams, 57 yards  
to Davante Adams, 59 yards to Josh Harper  
vs. New Mexico (11/23/13)

### Two 50+ yard TD passes in the same game:

Derek Carr 97 yards to Isaiah Burse & 60 yards  
to Davante Adams vs. Colorado (9/15/12)

### Two 50+ yard TD passes in the same quarter:

Derek Carr, 59 yards to Davante Adams & 59 yards  
to Josh Harper vs. New Mexico (11/23/13) - 3rd Qtr.

### Three Quarterbacks throw TD in same game:

B. Burrell (2), B. Connette (1), Z. Greenlee (1)  
vs. Southern Utah (9/20/14)

### 50+ pass attempts:

59, Brian Burrell vs. Nebraska (9/13/14)

### 40-49 pass attempts:

44, Chason Virgil at Utah State (10/22/16)

### 40+ pass completions

52\*, Derek Carr vs. Rutgers (8/29/13)

### 30-39 pass completions

30, Brian Burrell at Boise St.-MWC Game (12/6/14)

## DEFENSE

### 15+ tackles:

15, Stratton Brown vs. Air Force (11/26/16)

### 12-14 tackles:

14, Jeffrey Allison at Alabama (9/9/17)

### 10+ tackles by a DL:

14, Tyeler Davison at UNLV (10/10/14)

### 3+ sacks:

3.0, Tyeler Davison vs. Hawai'i (11/29/14)

### 4.5+ tackles for a loss:

4.5, Ejiro Ederaine at San Diego St. (10/26/13)

### 4.0 tackles for a loss:

4.0, Ejiro Ederaine at Boise St.-MWC Game (12/6/14)

### 3 interceptions:

Phillip Thomas vs. Colorado (9/15/12)

### 2 interceptions:

Jaron Bryant vs. Nevada (9/30/17)

### Interception return for TD

Jaron Bryant (18 yards) vs. Nevada (9/30/17)

### Two interception returns for TD

\*Phillip Thomas (16 & 43 yards) vs. Colorado  
(9/15/12)

### Two players with interception returns for TDs

Patrick Su'a (20) and Tristan Okpalauogo (21)  
at Tulsa (9/22/12)

### Fumble recovery for TD:

Ejiro Ederaine (\*78 yards)  
at San Diego St. (10/26/13)

### Two players with fumble recoveries for TDs:

Tyeler Davison (0 yards), Travis Brown (26 yards)  
at Nevada (11/10/12)

### Recovered two fumbles in a game:

Ben Jacobs vs. Louisiana Tech (11/21/09)

### Forced three fumbles in a game:

Ben Jacobs vs. Louisiana Tech (11/29/09)

### Forced & recovered a fumble in the same game:

George Helmuth at Washington (9/16/17)

### Scored on a safety:

Emeka Ndoh vs. Incarnate Word (9/2/17)

## SPECIAL TEAMS

### Blocked a field goal:

James Bailey vs. Nevada (9/1/17)

### Returned a blocked field goal for a touchdown:

Isaiah Green (59 yards) at San Diego St. (12/3/11)

### Blocked a PAT:

Nikko Mota vs. Nevada (11/2/13)

### Blocked 2 PATs in a game:

Cody Wichmann vs. California (9/3/11)

### Returned a PAT for Two Points:

Charles Washington vs. San Diego State (9/29/12)

### Blocked a punt:

DeShawn Potts at UNLV (10/1/16)

### Returned a blocked punt for a touchdown:

T.J. Thomas (9 yards) vs. San Jose State (11/8/14)

### Returned a kickoff for a TD:

A.J. Jefferson (92 yards) vs. Nevada (11/7/08)

### Returned an opening kickoff for a TD:

Has not happened in last 10 seasons

### Recovered an onside kick attempt:

Michael Martens vs. Utah (9/19/15)

### Returned a punt for a TD:

Isaiah Burse (2, 61/58 yards) vs. Cal Poly (9/7/13)

### Returned 2 punts for TD in same game:

Isaiah Burse (61 & 58 yards) vs. Cal Poly (9/7/13)

### Made 4 FGs in a Game:

Quentin Breshears at No. 4 Oregon (9/8/12)

### Kicked a field goal of 55+ yards

\*58, Kevin Goessling at Utah State (10/25/08)

### Kicked a field goal of 50-54 yards

50, Kevin Goessling vs. Illinois (12/3/10)

## TOTAL OFFENSE/ALL-PURPOSE

### 500 yards total offense:

551, Derek Carr at San Jose St. (11/29/13)

### 400-499 yards total offense:

482, Derek Carr vs. Nevada (11/2/13)

### 300+ all-purpose yards:

311, Robbie Rouse at Louisiana Tech (11/6/10)

\* denotes school record





# THE LAST TIME

## A Bulldog Team Had... OFFENSE

**90+ points:** 94, vs. New Mexico (10/5/91)  
**80-89 points:** 80, vs. Fort Ord (1942)  
**70-79 points:** 70, vs. Hawai'i (11/12/04)  
**60-69 points:** 66, vs. Incarnate Word (9/2/17)  
**50-59 points:** 56, vs. Southern Utah (9/20/14)  
**0 points:** at Colorado State (11/5/16)  
**0 points in 1st half:** at Colorado State (11/5/16)  
**0 points in 2nd half:** San Jose State (11/26/16)  
**Did not score a Touchdown:**  
 at Colorado State (11/5/16)  
**Scored 3-plus TDs in 4th Quarter:** 3- vs. Sacramento State (9/10/16)  
**400+ yards rushing:** \*503, vs. Hawai'i (11/12/04)  
**300-399 yards rushing:**  
 389, vs. Southern Utah (9/20/14)  
**Less than 100 yards rushing:**  
 58, at No. 1 Alabama (9/9/17)  
**Negative rushing yards:**  
 -16, vs. SMU (12/24/12)  
**70+ rushing attempts:** \*71, vs. Pacific (11/9/91)  
**60-69 rushing attempts:** 64, vs. Hawai'i (11/12/04)  
**50-59 rushing attempts:** 51, at San Jose State (10/7/16)  
**Less than 10 rushing attempts:** 6 vs. USC (12/21/14)  
**7+ rushing TDs:** 9, vs. Hawai'i (11/12/04)  
**6 rushing TDs:** at San Jose State (11/27/04)  
**5 rushing TDs:** vs. Colorado (9/15/12)  
**500+ yards passing:**  
 519, at San Jose St. (11/29/13)  
**Less than 100 yards passing:**  
 77, at San Diego State (10/3/15)  
**50+ pass attempts:** 59, vs. Nebraska (9/13/14)  
**40+ pass completions:** \*52, vs. Rutgers (8/29/13)  
**30-39 pass completions:** 30, vs. Nebraska (9/13/14)  
**Had 12+ players catch a pass:**  
 12, at No. 19 Oregon (9/15/07)  
**600+ total net yards:** 613, vs. Incarnate Word (9/2/17)  
**500-599 total net yards:**  
 526 vs. New Mexico (10/14/17)  
**Less than 150 total net yards:**  
 125, at Boise State (11/19/11)  
**Less than 100 total net yards:**  
 89, at San Diego State (10/3/15)  
**Had a 200-yard rusher and 200-yard passer:**  
 at Nevada (11/10/12) - Robbie Rouse (261 rushing) & Derek Carr (220 passing)  
**37+ minutes of possession:**  
 38:15, at Hawai'i (11/19/11)  
 37:13, at Hawai'i (11/14/15)  
 37:01, at San Jose State (10/7/17)

## DEFENSE

**Shutout an opponent:** vs. New Mexico (10/14/17)  
**Shutout an opponent in the 1st half:**  
 vs. New Mexico (10/14/17)  
**Shutout an opponent in the 2nd half:**  
 at San Diego State (10/21/17)  
**Allowed 50+ points:** 52, at Toledo (9/17/16)  
**Held two opponents scoreless in the same season:**  
 2017, New Mexico (38-0) & Incarnate Word (66-0)  
**Held an opponent to 0 or no yards in a quarter:**  
 -3 yards, 4th qtr, at Boise St.-MWC Game (12/6/14)  
**7+ interceptions:** \*7, vs. Idaho State (9/21/68)  
**6 interceptions:** vs. Georgia Tech (12/31/02)  
**5 interceptions:** vs. Oregon State (9/5/03)  
**4 interceptions:** at Idaho (10/5/13)  
**3 interceptions:** vs. Nevada (9/30/17)  
**Interception by a defensive lineman:**  
 Nikko Mota at Idaho (10/5/13)  
**4+ fumble recoveries:** vs. New Mexico St. (11/11/06)  
**3 fumble recoveries:** at Nevada (11/22/14)  
**13+ TFL in a game:** vs. (13) New Mexico (11/23/13)  
**12 TFL in a game:** vs. Cincinnati (9/4/10)

**11 TFL in a game:** vs. Hawai'i (11/29/14)  
**10 TFL in a game:** at Washington (9/16/17)  
**8+ Sacks in a game:** 8, vs. Utah State (12/7/13)  
**7 Sacks in a game:** at Idaho (10/5/13)  
**6 Sacks in a game:** vs. UNLV (10/16/15)  
**5 Sacks in a game:** at San Diego State (10/21/17)  
**Scored 3 Defensive Touchdowns:** at Nevada (11/10/12) - Tyeler Davison (0-yd FR); Travis Brown (26-yd FR); Derron Smith (34-yd INT return)  
**Scored on a safety:** vs. Incarnate Word (9/2/17)

## TURNOVERS

**Forced 6 or more turnovers in a game:**  
 7 - vs. Georgia Tech (12/31/02) - 6 INT, 1 FR  
**Forced 5 turnovers in a game:**  
 at Idaho (10/5/13) - 4 INT, 1 FR  
**Forced 4 turnovers in a game:**  
 at San Jose State (10/7/17) - 2 INT, 2 FR  
**Committed 6 or more turnovers in a game:**  
 6, vs. Hawai'i (10/4/08) 3 FL, 3 INT  
**Committed 5 turnovers in a game:**  
 at Hawai'i (9/28/13) - 3 FL, 2 INT  
**Committed 4 turnovers in a game:**  
 vs. Air Force (10/28/16) - 4 INT  
**Did not force a turnover:** vs. UNLV (10/28/17)  
**Did not force a turnover in back-to-back games:**  
 vs. San Diego State and at Utah State, 10/14/16-10/22/16  
**Did not force a turnover in 3-straight games:**  
 vs. Utah St., Idaho & Nevada, 10/31-11/14, 2009  
**Did not commit a turnover:** at San Diego State, 10/21/17  
**Did not commit a turnover in back-to-back games:**  
 vs. Wyoming and New Mexico, 11/9/13, 11/23/13  
**Did not commit a turnover in 3-straight games:**  
 vs. Rice, Colorado St. & SMU, 9/28-10/12, 2002  
**Lost 4 or more fumbles:** 4, vs. Idaho (11/27/10)  
**Lost 3 fumbles:** at Hawai'i (9/28/13)

## SPECIAL TEAMS

**Scored 13 or more points kicking:**  
 14, vs. Incarnate Word (9/2/17)  
**Scored 10-12 points kicking:** 11, vs. Nevada (9/30/17)  
**Punted 11+ times:** 12, at Toledo (9/17/16)  
**Punted 10 times:** at San Diego St. (10/3/15)  
**Did not punt:** vs. Hawai'i (10/4/08)  
**Totalled 200 or more kickoff return yards:**  
 209, vs. San Jose State (9/26/15)  
**Totalled 100 or more punt return yards:**  
 130, vs. Cal Poly (9/7/13)  
**Missed a PAT:** vs. UNLV (10/28/17)  
**Had a PAT Blocked:** vs. USC (12/21/13)  
**Successful two-point conversion:**  
 at San Jose St. (11/29/13) - Derek Carr pass to Isaiah Burse  
**Had a FG Blocked:** Hawai'i (11/19/16)  
**Recovered an onside's kick:** vs. Utah (9/19/15)

## An Opposing Player Had...

**30+ carries:**  
 38, Donnell Pumphrey, San Diego State (10/14/16)  
**200+ yards rushing:**  
 220, Donnell Pumphrey, San Diego State (10/14/16)  
**150+ yards rushing:**  
 154, Jalen Hurts, Alabama (9/9/17)  
**2 rushers with 100 yards:**  
 D'Angelo Brewer (252), James Flanders (101) Tulsa (9/24/16)  
**45+ pass attempts:**  
 48, Ty Gangi, Nevada (9/30/17)  
**30+ pass completions:**  
 31, Ty Gangi, Nevada (9/30/17)  
**400+ yards passing:**  
 547, David Fales, San Jose St. (11/29/13)  
**80+ yard rushing play:**  
 91, Dalton Sneed, UNLV (10/1/16)

**70-79 yard rushing play:**  
 79, Tedder Easton, Wyoming (11/9/13)  
**60-69 yard rushing play:**  
 62, Don Jackson, Nevada (11/5/15)  
**80+ yard pass play:**  
 86, Joe Gray to Jabari Carr, San Jose State (11/8/14)  
**70+ yard pass play:**  
 73, Jake Browning to Dante Pettis, Washington (9/16/17)  
**60-69 yard pass play:**  
 61, Dalton Sneed to Elijah Trosclair, UNLV (10/1/16)  
**10+ receptions:**  
 10, Wyatt Demps, Nevada (9/30/17)  
**200 yards receiving:**  
**150-199 yards receiving:**  
 164, Tyler Winston, San Jose St. (11/29/13)  
 160, Kyle Nunn, San Jose St. (11/29/13)  
**4+ field goals:**  
 Daniel Gutierrez (4), UNLV (10/28/17)  
**A 50+ yard field goal:**  
 51, Bryce Crawford, San Jose State (10/7/17)  
**Punt return for a TD:**  
 Dante Pettis (77 yards), Washington (9/16/17)  
**Kickoff return for a TD:**  
 Kevin Nutt (96 yards), Colorado St. (11/28/15)  
**Returned an opening kickoff for a TD:**  
 Wade Lockett (100 yards), CS Fullerton (11/2/85)  
**Fumble recovery for a TD:**  
 S. Tu'ikolovatu (37 yards), No. 21 Utah (9/19/15)  
**Interception return for a TD:**  
 Patrick Healy (35 yards), Air Force (10/28/16)  
**2 Interceptions:** Brodie Hicks, Air Force (10/28/16)  
**3 Interceptions:** Dameon Baber, Nevada (11/5/15)  
**Blocked Punt:** Jentz Painter, Utah State (10/22/16)  
**Blocked FG:** Viane Moala, Hawai'i (11/19/16)  
**Returned a blocked punt for a touchdown:**  
 Austin Cheney, Utah State (10/22/16)

## An Opposing Team Had...

**400+ yards rushing:** 458, Air Force (10/24/15)  
**300+ yards rushing:** 305, No. 1 Alabama (9/9/17)  
**Less than 50 yards rushing:** -30, Incarnate Word (9/2/17)  
**Negative yards rushing:** -30, Incarnate Word (9/2/17)  
**500+ yards passing:**  
 547, San Jose State (11/29/13)  
**400-499 yards passing:**  
 410, No. 14 Hawai'i (11/10/07)  
**Less than 100 yards passing:**  
 90, San Diego State (10/21/17)  
**700 yards plus total offense:**  
 701, at No. 15 USC (8/30/14)  
**600-699 yards plus total offense:**  
 617, Tulsa (9/24/16)  
**500-599 yards total offense:**  
 520, BYU (11/15/15)  
**Less than 200 yards total offense:**  
 125, Incarnate Word (9/2/17)  
**Less than 105 yards total offense:**  
 104, Sacramento State (9/1/04)  
**10 or fewer first downs:** (8) Incarnate Word (9/2/17)  
**60+ points:** 73, at No. 14 Ole Miss (9/12/15)  
**50-59 points:** 52, Toledo (9/17/16)  
**40-49 points:** 38, at Washington (9/16/17)  
**Attempted a two-point conversion:**  
 Nebraska (9/3/16) - rush converted  
**Successful two-point conversion:**  
 Nebraska (9/3/16) - rush by Zack Darlington  
**Scored on a safety:**  
 Utah State, team safety (10/10/15)  
**40+ minutes of possession:**  
 42:38, Air Force (10/24/15)  
**37-40 minutes of possession:**  
 37:19, San Diego St. (10/14/15)

\* School record





## JEFFREY ALLISON'S CAREER STATS

TACKLES	G	UA	A	TOTAL	TFL	YDS	PD	FF	FR	BLKD	QBH
2016	12	8	13	21	0.0	0	0	0	0	0	0
2017	8	40	26	66	3.5	16	0	2	0	0	0
TOTAL	20	48	39	87	3.5	16	0	2	0	0	0

SACKS	G	UA	A	TOTAL	YDS
2016	12	0	0	0.0	0
2017	8	1	0	1.0	8
TOTAL	20	1	0	1.0	8

## JAMES BAILEY'S CAREER STATS

TACKLES	G	UA	A	TOTAL	TFL	YDS	PD	FF	FR	BLKD	QBH
2015	12	32	15	47	2.0	2	2	0	1	0	1
2016	12	32	27	59	5.0	11	4	0	1	0	1
2017	8	17	17	34	2.5	5	1	1	0	1	0
TOTAL	32	81	59	140	9.5	18	7	1	2	1	2

SACKS	G	UA	A	TOTAL	YDS
2015	12	0	0	0.0	0
2016	12	0	1	0.5	3
2017	8	0	0	0.0	0
TOTAL	32	0	1	0.5	3

## MIKE BELL'S CAREER STATS

INTERCEPTIONS	G	NO.	YDS	TD	LG	AVG/R	AVG/G
2016	12	0	0	0	0	0.0	0.0
2017	6	1	18	0	18	18.0	3.0
TOTAL	18	1	18	0	18	18.0	1.0

TACKLES	G	UA	A	TOTAL	TFL	YDS	PD	FF	FR	BLKD	QBH
2015	0	0	0	0	0.0	0	0	0	0	0	0
2016	12	17	18	35	2.5	4	1	0	0	0	0
2017	6	26	13	39	2.0	6	4	0	2	0	0
TOTAL	18	43	31	74	4.5	10	5	0	2	0	0

## JARON BRYANT'S CAREER STATS

INTERCEPTIONS	G	NO.	YDS	TD	LG	AVG/R	AVG/G
2016	11	0	0	0	0	0.0	0.0
2017	8	3	20	1	18	6.7	2.5
TOTAL	19	3	20	1	18	6.7	1.1

TACKLES	G	UA	A	TOTAL	TFL	YDS	PD	FF	FR	BLKD	QBH
2016	11	2	4	6	0.0	0	0	0	0	0	0
2017	8	25	10	35	1.0	3	6	0	0	0	0
TOTAL	19	27	14	41	1.0	3	6	0	0	0	0

## JIMMY CAMACHO'S CAREER STATS

SCORING	G	TD	RUSH	PASS	RETN	PAT	2PAT	FG	TOTAL	AVG/G
2015	2	0	0	0	0	0	0	2	6	3.0
2016	8	0	0	0	0	0	0	0	0	0.0
2017	8	0	0	0	0	27	0	14	69	8.6
TOTAL	18	0	0	0	0	27	0	16	75	4.2

FIELD GOALS	G	ATT	MADE	LG	PCT
2015	2	4	2	44	50.0
2016	8	0	0	0	0.0
2017	8	17	14	50	82.4
TOTAL	18	21	16	50	76.2

## BLAKE CUSICK'S CAREER STATS

PASSING	G	ATT	CMP	INT	YDS	TD	LG	PCT	AVG/P	AVG/G	EFFIC
2016	12	2	0	1	0	0	0	0.0	0.0	-100.0	0.0
2017	8	0	0	0	0	0	0	0.0	0.0	0.0	0.0
TOTAL	20	2	0	1	0	0	0	0.0	0.0	-100.0	0.0

## MALIK FORRESTER'S CAREER STATS

TACKLES	G	UA	A	TOTAL	TFL	YDS	PD	FF	FR	BLKD	QBH
2016	11	21	17	38	5.0	12	0	0	0	0	0
2017	8	10	7	17	4.0	21	0	1	0	0	1
TOTAL	19	31	24	55	9.0	33	0	1	0	0	1

SACKS	G	UA	A	TOTAL	YDS
2016	11	0	2	1.0	6
2017	8	2	0	2.0	16
TOTAL	19	2	2	3.0	22

## JUSTIN GREEN'S CAREER STATS

TACKLES	G	UA	A	TOTAL	TFL	YDS	PD	FF	FR	BLKD	QBH
2014	7	1	0	1	0.0	0	0	0	1	0	0
2015	10	10	6	16	4.0	13	0	1	0	0	0
2016	12	6	2	8	2.0	4	0	0	0	0	0
2017	8	2	5	7	0.0	0	0	0	0	0	0
TOTAL	37	19	13	32	6.0	17	0	1	1	0	0

SACKS	G	UA	A	TOTAL	YDS
2014	7	0	0	0.0	0
2015	10	3	0	3.0	11
2016	12	1	0	1.0	1
2017	8	0	0	0.0	0
TOTAL	37	4	0	4.0	12

## GEORGE HELMUTH'S CAREER STATS

TACKLES	G	UA	A	TOTAL	TFL	YDS	PD	FF	FR	BLKD	QBH
2015	12	11	6	17	0.0	0	0	0	2	0	0
2016	12	3	4	7	0.0	0	0	0	0	0	0
2017	8	31	16	47	4.0	20	0	1	1	0	2
TOTAL	32	45	26	71	4.0	20	0	1	3	0	2

SACKS	G	UA	A	TOTAL	YDS
2015	12	0	0	0.0	0
2016	12	0	0	0.0	0
2017	8	2	0	2.0	15
TOTAL	32	2	0	2.0	15

## JOSH HOKIT'S CAREER STATS

RUSHING	G	ATT	YDS	TD	LG	AVG/C	AVG/G
2016	12	27	130	0	18	4.8	10.8
2017	8	59	292	7	26	4.9	36.5
TOTAL	20	86	422	7	26	4.9	21.1

PASSING	G	ATT	CMP	INT	YDS	TD	LG	PCT	AVG/P	AVG/G	EFFIC
2016	12	0	0	0	0	0	0	0.0	0.0	0.0	0.0
2017	8	2	2	0	81	2	65	100.0	40.5	10.1	770.2
TOTAL	20	2	2	0	81	2	65	100.0	40.5	4.1	770.2

## TOTAL OFFENSE

TOTAL OFFENSE	G	RUSH	PASS	TOTAL AVG/G
2016	12	130	0	130
2017	8	292	81	373
TOTAL	20	422	81	503

RECEIVING	G	REC	YDS	TD	LG	REC/G	AVG/C	AVG/G
2016	12	0	0	0	0	0.0	0.0	0.0
2017	8	10	78	0	27	1.2	7.8	9.8
TOTAL	20	10	78	0	27	0.5	7.8	3.9

SCORING	G	TD	RUSH	PASS	RETN	PAT	2PAT	FG	TOTAL	AVG/G
2016	12	0	0	0	0	0	0	0	0	0.0
2017	8	7	7	0	0	0	0	0	42	5.2
TOTAL	20	7	7	0	0	0	0	0	42	2.1

## JUJU HUGHES' CAREER STATS

INTERCEPTIONS	G	NO.	YDS	TD	LG	AVG/R	AVG/G
2016	12	0	0	0	0	0.0	0.0
2017	8	1	0	0	0	0.0	0.0
TOTAL	20	1	0	0	0	0.0	0.0

TACKLES	G	UA	A	TOTAL	TFL	YDS	PD	FF	FR	BLKD	QBH
2016	12	8	10	18	1.5	7	0	0	0	0	0
2017	8	29	13	42	5.0	11	5	1	0	0	1
TOTAL	20	37	23	60	6.5	18	5	1	0	0	1

SACKS	G	UA	A	TOTAL	YDS
2016	12	0	0	0.0	0
2017	8	1	0	1.0	4
TOTAL	20	1	0	1.0	4

## KEESEAN JOHNSON'S CAREER STATS

RECEIVING	G	REC	YDS	TD	LG	REC/G	AVG/C	AVG/G
2015	12	37	337	2	29	3.1	9.1	28.1
2016	12	66	773	6	53	5.5	11.7	64.4
2017	8	41	555	4	75	5.1	13.5	69.4
TOTAL	32	144	1665	12	75	4.5	11.6	52.0

SCORING	G	TD	RUSH	PASS	RETN	PAT	2PAT	FG	TOTAL	AVG/G
2015	12	2	0	2	0	0	0	0	12	1.0
2016	12	6	0	6	0	0	0	0	36	3.0
2017	8	4	0	4	0	0	0	0	24	3.0
TOTAL	32	12	0	12	0	0	0	0	72	2.2

PUNT RETURNS	G	NO.	YDS	TD	LG	AVG/R	AVG/G
2015	12	1	7	0	7	7.0	0.6
2016	12	6	36	0	10	6.0	3.0
2017	8	2	18	0	14	9.0	2.2
TOTAL	32	9	61	0	14	6.8	1.9

KICK RETURNS	G	NO.	YDS	TD	LG	AVG/R	AVG/G
2015	12	0	0	0	0	0.0	0.0
2016	12	11	227	0	29	20.6	18.9
2017	8	0	0	0	0	0.0	0.0
TOTAL	32	11	227	0	29	20.6	7.1

ALL PURPOSE	G	RUSH	REC	PR	KR	IR	TOTAL	AVG/G
2015	12	0	337	7	0	0	344	28.7
2016	12	13	773	36	227	0	1049	87.4
2017	8	0	555	18	0	0	573	71.6
TOTAL	32	13	1665	61	227	0	1966	61.4

## JAMIRE JORDAN'S CAREER STATS

RUSHING	G	ATT	YDS	TD	LG	AVG/C	AVG/G
2015	12	10	55	1	25	5.5	4.6
2016	12	17	83	1	14	4.9	6.9
2017	8	1	-7	0	0	-7.0	-0.9
TOTAL	32	28	131	2	25	4.7	4.1

RECEIVING	G	REC	YDS	TD	LG	REC/G	AVG/C	AVG/G
2015	12	46	540	5	82	3.8	11.7	45.0
2016	12	45	713	2	85	3.8	15.8	59.4
2017	8	11	273	3	70	1.4	24.8	34.1
TOTAL	32	102	1526	10	85	3.2	15.0	47.7

SCORING	G	TD	RUSH	PASS	RETN	PAT	2PAT	FG	TOTAL	AVG/G
2015	12	6	1	5	0	0	0	0	36	3.0
2016	12	3	1	2	0	0	0	0	18	1.5
2017	8	3	0	3	0	0	0	0	18	2.2
TOTAL	32	12	2	10	0	0	0	0	72	2.2

KICK RETURNS	G	NO.	YDS	TD	LG	AVG/R	AVG/G
2015	12	16	315	0	50	19.7	26.2
2016	12	12	253	0	28	21.1	21.1
2017	8	5	179	0	71	35.8	22.4
TOTAL	32	33	747	0	71	22.6	23.3

ALL PURPOSE	G	RUSH	REC	PR	KR	IR	TOTAL	AVG/G
2015	12	55	540	0	315	0	910	75.8
2016	12	83	713	0	253	0	1049	87.4
2017	8	-7	273	0	179	0	445	55.6
TOTAL	32	131	1526	0	747	0	2404	75.1







## TANK KELLY'S CAREER STATS

TACKLES	G	UA	A	TOTAL	TFL	YDS	PD	FF	FR	BLKD	QBH
2015	9	10	6	16	0.0	0	0	0	0	0	0
2016	7	6	2	8	0.0	0	2	0	0	0	0
2017	8	23	6	29	2.0	8	2	0	0	0	0
TOTAL	24	39	14	53	2.0	8	4	0	0	0	0

## NATHAN MADSEN'S CAREER STATS

TACKLES	G	UA	A	TOTAL	TFL	YDS	PD	FF	FR	BLKD	QBH
2014	14	4	7	11	2.0	2	2	0	0	0	0
2015	11	10	9	19	3.5	16	0	0	0	0	1
2016	12	11	11	22	1.5	11	0	0	0	0	1
2017	8	7	5	12	3.5	13	0	0	0	0	2
TOTAL	45	32	32	64	10.5	42	2	0	0	0	4

SACKS	G	UA	A	TOTAL	YDS
2014	14	0	0	0.0	0
2015	11	1	1	1.5	10
2016	12	1	1	1.5	11
2017	8	1	0	1.0	7
TOTAL	45	3	2	4.0	28

## DEJONTE O'NEAL'S CAREER STATS

RUSHING	G	ATT	YDS	TD	LG	AVG/C	AVG/G
2015	4	16	56	0	11	3.5	14.0
2016	4	16	57	1	17	3.6	14.2
2017	7	16	95	0	17	5.9	13.6
TOTAL	15	48	208	1	17	4.3	13.9

RECEIVING	G	REC	YDS	TD	LG	REC/G	AVG/C	AVG/G
2015	4	0	0	0	0	0.0	0.0	0.0
2016	4	7	18	0	8	1.8	2.6	4.5
2017	7	7	58	0	16	1.0	8.3	8.3
TOTAL	15	14	76	0	16	0.9	5.4	5.1

SCORING	G	TD	RUSH	PASS	RETN	PAT	2PAT	FG	TOTAL	AVG/G
2015	4	0	0	0	0	0	0	0	0	0.0
2016	4	1	1	0	0	0	0	0	6	1.5
2017	7	0	0	0	0	0	0	0	0	0.0
TOTAL	15	1	1	0	0	0	0	0	6	0.4

PUNT RETURNS	G	NO.	YDS	TD	LG	AVG/R	AVG/G
2015	4	0	0	0	0	0.0	0.0
2016	4	0	0	0	0	0.0	0.0
2017	7	3	40	0	44	13.3	5.7
TOTAL	15	3	40	0	44	13.3	2.7

KICK RETURNS	G	NO.	YDS	TD	LG	AVG/R	AVG/G
2015	4	0	0	0	0	0.0	0.0
2016	4	8	241	0	59	30.1	60.2
2017	7	10	207	0	29	20.7	29.6
TOTAL	15	18	448	0	59	24.9	29.9

ALL PURPOSE	G	RUSH	REC	PR	KR	IR	TOTAL	AVG/G
2015	4	56	0	0	0	0	56	14.0
2016	4	57	18	0	241	0	316	79.0
2017	7	95	58	40	207	0	400	57.1
TOTAL	15	208	76	40	448	0	772	51.5

## TOBENNA OKEKE'S CAREER STATS

TACKLES	G	UA	A	TOTAL	TFL	YDS	PD	FF	FR	BLKD	QBH
2014	13	3	2	5	2.5	7	0	0	0	0	1
2015	9	13	9	22	3.5	10	0	0	0	0	3
2016	12	22	30	52	2.5	17	0	1	0	0	2
2017	8	11	9	20	6.0	14	0	1	0	0	0
TOTAL	42	49	50	99	14.5	48	0	2	0	0	6

SACKS	G	UA	A	TOTAL	YDS
2014	13	1	1	1.5	6
2015	9	1	0	1.0	6
2016	12	2	1	2.5	17
2017	8	2	0	2.0	8
TOTAL	42	6	2	7.0	37

## DESHAUN POTTS' CAREER STATS

TACKLES	G	UA	A	TOTAL	TFL	YDS	PD	FF	FR	BLKD	QBH
2015	8	13	5	18	0.0	0	2	0	0	0	0
2016	12	29	30	59	1.0	1	5	0	1	1	0
2017	8	6	4	10	0.0	0	1	0	0	0	0
TOTAL	28	48	39	87	1.0	1	8	0	1	1	0

## JARED RICE'S CAREER STATS

RECEIVING	G	REC	YDS	TD	LG	REC/G	AVG/C	AVG/G
2016	11	4	6	2	3	0.4	1.5	0.5
2017	7	6	140	1	65	0.9	23.3	20.0
TOTAL	18	10	146	3	65	0.6	14.6	8.1

## KYLE RIDDERING'S CAREER STATS

RECEIVING	G	REC	YDS	TD	LG	REC/G	AVG/C	AVG/G
2015	9	2	7	0	4	0.2	3.5	0.8
2016	12	7	33	0	12	0.6	4.7	2.8
2017	8	5	46	1	21	0.6	9.2	5.8
TOTAL	29	14	86	1	21	0.5	6.1	3.0

## DAMARI SCOTT'S CAREER STATS

TACKLES	G	UA	A	TOTAL	TFL	YDS	PD	FF	FR	BLKD	QBH
2013	10	0	0	0	0	0	0	0	0	0	0
2014	14	0	0	0	0	0	0	0	0	0	0
2015	11	1	3	0	3	3.0	0.3				
2017	8	5	43	0	15	8.6	5.4				
TOTAL	43	6	46	0	15	7.7	1.1				

RECEIVING	G	REC	YDS	TD	LG	REC/G	AVG/C	AVG/G
2013	10	2	19	0	11	0.2	9.5	1.9
2014	14	8	214	1	81	0.6	26.8	15.3
2015	11	24	364	3	42	2.2	15.2	33.1
2017	8	33	320	1	30	4.1	9.7	40.0
TOTAL	43	67	917	5	81	1.6	13.7	21.3

SCORING	G	TD	RUSH	PASS	RETN	PAT	2PAT	FG	TOTAL	AVG/G
2013	10	0	0	0	0	0	0	0	0	0.0
2014	14	1	0	1	0	0	0	0	6	0.4
2015	11	3	0	3	0	0	0	0	18	1.6
2017	8	1	0	1	0	0	0	0	6	0.8
TOTAL	43	5	0	5	0	0	0	0	30	0.7

PUNT RETURNS	G	NO.	YDS	TD	LG	AVG/R	AVG/G
2013	10	0	0	0	0	0.0	0.0
2014	14	1	14	0	0	14.0	1.0
2015	11	5	32	0	21	6.4	2.9
2017	8	0	0	0	0	0.0	0.0
TOTAL	43	6	46	0	21	7.7	1.1

KICK RETURNS	G	NO.	YDS	TD	LG	AVG/R	AVG/G
2013	10	20	392	0	31	19.6	39.2
2014	14	16	329	0	37	20.6	23.5
2015	11	26	579	0	66	22.3	52.6
2017	8	7	170	0	63	24.3	21.2
TOTAL	43	69	1470	0	66	21.3	34.2

ALL PURPOSE	G	RUSH	REC	PR	KR	IR	TOTAL	AVG/G
2013	10	0	19	0	392	0	411	41.1
2014	14	0	214	14	329	0	557	39.8
2015	11	3	364	32	579	0	978	88.9
2017	8	43	320	0	170	0	533	66.6
TOTAL	43	46	917	46	1470	0	2479	57.7

## TRENT SOECHTING'S CAREER STATS

TACKLES	G	UA	A	TOTAL	TFL	YDS	PD	FF	FR	BLKD	QBH
2016	12	17	19	36	2.0	9	0	0	0	0	0
2017	8	5	5	10	0.0	0	1	0	0	0	0
TOTAL	20	22	24	46	2.0	9	1	0	0	0	0

## ROBERT STANLEY'S CAREER STATS

TACKLES	G	UA	A	TOTAL	TFL	YDS	PD	FF	FR	BLKD	QBH
2014	0	0	0	0	0.0	0	0	0	0	0	0
2015	9	11	9	20	0.0	0	1	0	0	0	0
2016	10	29	25	54	3.0	4	0	0	0	1	0
2017	8	16	5	21	7.0	30	1	1	1	0	0
TOTAL	27	56	39	95	10.0	34	2	1	1	1	0

SACKS	G	UA	A	TOTAL	YDS
2014	0	0	0	0.0	0
2015	9	0	0	0.0	0
2016	10	0	0	0.0	0
2017	8	1	0	1.0	9
TOTAL	27	1	0	1.0	9

## CHASON VIRGIL'S CAREER STATS

RUSHING	G	ATT	YDS	TD	LG	AVG/C	AVG/G
2015	3	9	53	0	10	5.9	17.7
2016	10	77	122	2	28	1.6	12.2
2017	6	5	6	0	11	1.2	1.0
TOTAL	19	91	181	2	28	2.0	9.5

PASSING	G	ATT	CMP	INT	YDS	TD	LG	PCT	AVG/P	AVG/G	EFFIC
2015	3	56	31	3	298	3	37	55.4	5.3	99.3	107.0
2016	10	322	166	10	2021	13	85	51.6	6.3	202.1	111.4
2017	6	83	48	2	524	3	40	57.8	6.3	87.3	118.0
TOTAL	19	461	245	15	2843	19	85	53.1	6.2	149.6	112.0

TOTAL OFFENSE	G	RUSH	PASS	TOTAL	AVG/G
2015	3	53	298	351	117.0
2016	10	122	2021	2143	214.3
2017	6	6	524	530	88.3
TOTAL	19	181	2843	3024	159.2

RECEIVING	G	REC	YDS	TD	LG	REC/G	AVG/C	AVG/G
2015	3	0	0	0	0	0.0	0.0	0.0
2016	10	1	9	0	9	0.1	9.0	0.9
2017	6	0	0	0	0	0.0	0.0	0.0
TOTAL	19	1	9	0	9	0.1	9.0	0.5

SCORING	G	TD	RUSH	PASS	RETN	PAT	2PAT	FG	TOTAL	AVG/G
2015	3	0	0	0	0	0	0	0	0	0.0
2016	10	2	2	0	0	0	0	0	12	1.2
2017	6	0	0	0	0	0	0	0	0	0.0
TOTAL	19	2	2	0	0	0	0	0	12	0.6







## Game #1

### Fresno State 66, Incarnate Word 0

Sept. 2, 2017 • Bulldog Stadium • Fresno, Calif. • Attendance: 39,447

SCORE BY QUARTERS	1	2	3	4	OT	FINAL
Incarnate Word	0	0	0	0	-	0
Fresno State	17	17	32	0	-	66

#### SCORING SUMMARY

				Plays	TOP	Score
FS	1st	06:51	HOKIT 1 yd run (Camacho kick)	6-43	2:32	0-7
FS	1st	03:56	CAMACHO 30 yd field goal	4-4	1:15	0-10
FS	1st	01:51	RICE, Ja. 65 yd pass from HOKIT (CAMACHO kick)	4-84	0:50	0-17
FS	2nd	11:09	CAMACHO 47 yd field goal	7-42	1:49	0-20
FS	2nd	04:53	HOKIT 4 yd run (CAMACHO kick)	5-84	1:48	0-27
FS	2nd	00:15	RIDDERING 2 yd pass from VIRGIL (CAMACHO kick)	10-74	3:15	0-34
FS	3rd	13:11	TEAM safety			0-36
FS	3rd	11:57	RIVERS 30 yd run (CAMACHO kick)	4-61	1:14	0-43
FS	3rd	10:22	NDOH safety			0-45
FS	3rd	07:48	JORDAN 24 yd pass from McMARYION (CAMACHO kick)	5-58	2:25	0-52
FS	3rd	05:40	MIMS 13 yd run (CAMACHO kick)	4-24	1:51	0-59
FS	3rd	00:33	ALLEN 45 yd pass from McMARYION (CAMACHO kick)	6-64	3:27	0-66

#### TEAM STATS

	UIW	Fresno St.
First Downs	8	26
Rushing Att-Yards	27- -30	40-199
Passing Cmp-Att-Yds	15-31-155	23-37-414
Total Plays-Yards	58-125	77-613
Fumbles-Lost	1-1	2-0
Penalties-Yards	7-50	3-15
Punts-Yards	8-404	3-158
Average	50.5	52.7
Net	43.1	49.0
Punt Returns (#-Yds-TD)	2-11-0	5-59-0
Kickoff Returns (#-Yds-TD)	7-111-0	3-64-0
Interceptions-Yards-TD	0-0-0	1-0-0
Fumble Ret-Yards-TD	0-0-0	0-0-0
Time of Possession	27:22	32:38
3rd Downs	3-of-16	10-of-16
4th Downs	0-of-1	0-of-1
Sacks By	0-0	2-20

#### INDIVIDUAL LEADERS

<b>Rushing (att-yds-TD):</b>
FS - Ronnie Rivers (9-60-1)
UIW - Keyondrick Philio (7-11-0)
<b>Passing (cmp-att-int-yds-TD):</b>
FS - Chason Virgil (16-29-0-246-1)
UIW - Taylor Laird (9-20-1-90-0)
<b>Receiving Yards (no-yds-TD):</b>
FS - KeeSean Johnson (7-120-0)
UIW - Desmond Hill (4-18-0)
<b>Defense (ST-AT-TF-TFL-Sack):</b>
FS - Emeka Ndoh (3-0-3-0-2-0)
UIW - Mar'kel Cooks (5-1-6-0-0-0-0)
<b>Interceptions (no-yds-TD):</b>
FS - Sherman Coleman (1-0-0-0)
UIW - None

**FRESNO, Calif.** - The Jeff Tedford era opened in style on Saturday night at Bulldog Stadium as the 'Dogs blanked Incarnate Word 66-0 behind 613 yards of offense in front of 39,447 fans.

On a night that saw legendary Bulldog quarterback Derek Carr have his No. 4 jersey retired in a halftime ceremony, the Bulldogs offense lashed back to Carr's Senior Night scoring the most points in a game since November 23, 2013 when they piled on 69 in a 41-point win over New Mexico.

Saturday's shutout was the first pitched by the Bulldogs since September 5, 2009 (vs. UC Davis). The 'Dogs held Incarnate Word to 125 yards of offense on the night, including negative 30 yards rushing for a new Bulldog Stadium record for fewest rushing yards by an opponent. UIW had 60 yards offense after three quarters of play.

Sophomore quarterback Chason Virgil went 16-of-29 through the air for 246 yards and a touchdown. Junior wide receiver KeeSean Johnson posted his second career 100-yard contest totaling 120 yards on seven receptions while true freshman Ronnie Rivers, the first 'Dog to start at running back since 1980, added 60 yards on nine carries and a TD.

Sophomore Josh Hokit accounted for three scores, running for two and tossing one on a halfback pass. Junior transfer Marcus McMaryion completed 6-of-7 passes for 103 yards and two touchdowns, entering in the third quarter.

The defense was led by junior Tank Kelly's six tackles and a standout night by junior transfer Emeka Ndoh who posted two sacks, a forced fumble and a fumble recovery.

#### How It happened

After stalling on the opening offensive drive, the 'Dogs defense went to work right away forcing a turnover on a 3rd-and-14 as junior defensive end Emeka Ndoh striped UIW quarterback Taylor Laird of the ball and recovered the ball.

On the ensuing drive, the 'Dogs put together a six-play, 43-yard drive that spanned 2:32 on the clock as a 1-yard touchdown plunge from Hokit gave Fresno State its first score of 2017.

After the 'Dogs forced a three-and-out on the Cardinals next possession, junior running back Deonte O'Neal broke off a career-long 44-yard punt return down to the UIW 17. With three plays only netting four yards on offense, senior kicker Jimmy Camacho converted a 30-yard field to put the Bulldogs up 10-0.

On Fresno State's next possession after forcing a three-and-out, Hokit increased the score to 17-0 on a 65-yard halfback pass as he connected with sophomore tight end Jared Rice who was streaking down the left side of the field wide open for a 65-yard score. Hokit's touchdown throw was the first touchdown thrown by a non-quarterback since Robbie Rouse in 2012 - a 1-yard throw on Nov. 24 vs Air Force.

The scoring continued in the second quarter as Camacho connected on his second field goal of the night, this one a career-long 47 yards, to put Fresno State ahead 20-0.

The offensive fireworks continued as the Bulldogs put up two more touchdowns in the second quarter as Hokit punched in his second touchdown of the game, a 4-yard run, and after an eighth straight three-and-out by UIW, Virgil connected with junior tight end Kyle Riddering for 2-yard TD, his first career TD reception, to put the 'Dogs in control 34-0.

After gaining 361 yards of offense in the first half and scoring 34 points, Fresno State continued to pile up the points in the second half, adding 34 in the third quarter alone. The 'Dogs picked up a pair of safeties and a 30-yard run from true freshman Ronnie Rivers sandwiched in between to put the 'Dogs out front 45-0.

Fresno State added three more touchdowns between the 7:48 and 0:33 marks in the third quarter, including a pair of scoring tosses from McMaryion, and the first touchdown run from freshman running back Jordan Mims to push the 'Dogs lead to 66-0 after three quarters.

It was the most points scored by Fresno State in a season opener since 1988 when they tacked on 68 against New Mexico.

## Game #2

### No. 1 Alabama 41, Fresno State 10

Sept. 9, 2017 • Bryant-Denny Stadium • Tuscaloosa, Ala. • Attendance: 101,127

SCORE BY QUARTERS	1	2	3	4	OT	FINAL
Fresno State	3	0	0	7	-	10
Alabama	14	14	3	10	-	41

#### SCORING SUMMARY

				Plays	TOP	Score
UA	1st	14:21	Hurts 55 yd run (Pappanastos kick)	2-73	0:39	0-7
UA	1st	08:24	Hentges 23 yd pass from Hurts (Pappanastos kick)	10-62	4:25	0-14
FS	1st	04:03	CAMACHO 28 yd field goal	9-69	4:21	3-14
UA	2nd	14:25	Hurts 3 yd run (Pappanastos kick)	11-75	4:38	3-21
UA	2nd	01:15	Harris 5 yd run (Pappanastos kick)	6-77	2:29	3-28
UA	3rd	02:03	Pappanastos 24 yd field goal	11-53	5:31	3-31
UA	4th	07:08	Pappanastos 22 yd field goal	4-0	0:44	3-34
FS	4th	06:06	GRIM 26 yd pass from VIRGIL (CAMACHO kick)	4-37	1:02	10-34
UA	4th	02:41	Ruggs III 16 yd pass from Tagovailoa (Pappanastos kick)	8-75	3:25	10-41

#### TEAM STATS

	Fresno St.	Alabama
First Downs	18	28
Rushing Att-Yards	22-57	39-305
Passing Cmp-Att-Yds	26-41-216	20-27-192
Total Plays-Yards	63-273	66-497
Fumbles-Lost	1-0	0-0
Penalties-Yards	1-6	4-30
Punts-Yards	6-222	3-125
Average	37.0	41.7
Net	35.0	41.7
Punt Returns (#-Yds-TD)	0-0-0	2-12-0
Kickoff Returns (#-Yds-TD)	5-127-0	1-19-0
Interceptions-Yards-TD	0-0-0	1-30-0
Fumble Ret-Yards-TD	0-0-0	0-0-0
Time of Possession	29:18	30:42
3rd Downs	3-of-11	4-of-10
4th Downs	0-of-0	1-of-1
Sacks By	1-8	2-9

#### INDIVIDUAL LEADERS

<b>Rushing (att-yds-TD):</b>
FS - Ronnie Rivers (9-29-0)
UA - Jalen Hurts (10-154-2)
<b>Passing (cmp-att-int-yds-TD):</b>
FS - Chason Virgil (21-34-1-180-1)
UA - Jalen Hurts (14-18-0-128-1)
<b>Receiving Yards (no-yds-TD):</b>
FS - KeeSean Johnson (8-55-0)
UA - Calvin Ridley (5-45-0)
<b>Defense (ST-AT-TF-TFL-Sack):</b>
FS - Jeffrey Allison (7-7-14-1-0-1-0)
UA - Ronnie Harrison (5-3-8-1-0-0-0)
<b>Interceptions (no-yds-TD):</b>
FS - None
UA - Anthony Averett (1-30-0)

**TUSCALOOSA, Ala.** - The Fresno State Bulldogs fell 41-10 to No. 1 Alabama on Saturday afternoon in front of 101,127 fans at Bryant-Denny Stadium. The Crimson Tide built a 28-3 lead in the opening 30 minutes and retained their lead despite a strong second half effort by the 'Dogs.

Fresno State (1-1) tallied 216 yards through the air while adding 58 yards on the ground. Sophomore quarterback Chason Virgil completed 21-of-34 passes for 180 yards and added a 26-yard scoring strike to sophomore wide receiver Derrion Grim in the fourth quarter.

Junior wide receiver KeeSean Johnson added a team-high eight receptions for 55 yards while senior Da'Mari Scott added a career-high seven catches for 67 yards. Scott added 94 yards on kickoff returns and 10 yards rushing to give him 171 all-purpose yards to match his career-best. Jeffrey Allison led the 'Dogs on defense with a career-high 14 stops, including seven solo, and added a sack. Sophomore defensive back Juju Hughes added a career-best nine tackles, five solo, while sophomore defensive back Jaron Bryant added seven tackles, including six solo stops.

Alabama (2-0) totaled 497 yards of offense with 305 yards coming on the ground and added 192 yards through the air. Sophomore quarterback Jalen Hurts accounted for 282 yards individually, posting 154 yards on 10 carries, and went 14-of-18 through the air for 128 yards. Junior wide receiver Calvin Ridley was one of 11 Tide players with a reception in the game as he finished with team-highs in receptions (5) and yards (45). On defense, junior defensive back Ronnie Harrison and sophomore defensive lineman Raekwon Davis each finished with a team-best eight tackles.

#### How It Happened

Alabama wasted little time getting on the scoreboard, winning the coin toss and running only two offensive plays to get on the board. On the second play from scrimmage, Hurts ran through the Bulldog defense for a 55-yard touchdown for an early 7-0 lead.

After a quick three-and-out for the 'Dogs, the Tide offense picked up where it left off, putting together a 10-play, 62-yard drive that took 4:25 off the play clock. Hurts hooked up with junior tight end Hale Hentges for a 23-yard score to gain a 14-0 advantage.

The Bulldogs were able to get things going on offense on their second drive. A 30-yard connection from Virgil to Scott got the ball down to the Tide 18-yard line, and after a 5-yard run by Ronnie Rivers and a 4-yard carry by Josh Hokit to the nine, a 27-yard field goal by senior kicker Jimmy Camacho put the 'Dogs on the board. The 'Dogs covered 70 yards on nine plays on that drive and rolled 4:21 off the clock.

Taking over with 3:44 left in the first quarter, the Tide continued to pound away at the 'Dogs defense as they put together an 11-play, 75-yard drive that ended with a 3-yard run into the end zone by Hurts for his second rushing score of the game. The Tide outgained the 'Dogs 198 to 67 in the opening quarter.

Alabama backup quarterback Tua Tagovailoa came into the contest with 10:35 left in the second quarter, and after picking up a quick first down, Allison notched a sack for a loss of eight yards, and after a pair of incompletions, the 'Dogs forced Alabama's first punt of the game with 7:51 to play until halftime.

Fresno State began the next drive on their own 8-yard line and moved the ball out to their 44. On third-and-6, Virgil tossed a ball along the sideline inside the Alabama 30 to Jamire Jordan, but the ball was just off the finger tips as the receiver laid out for the catch. After a Cusick punt, the Tide brought Hurts back into the game and added a touchdown late in the half. Damien Harris punched in a 5-yard score to take a 28-3 lead into halftime.

The second half was a different story for the 'Dogs, owning the scoring advantage 7-6 until Alabama got into the endzone with 2:41 remaining in the game.

Alabama converted on a pair of field goals between the third and fourth quarters to take a 34-3 lead. The 'Dogs found the endzone with 6:06 left the fourth quarter after a 63-yard kickoff return by Scott gave the 'Dogs their best starting field position of the game. Virgil finished the drive with a 26-yard pass play to Grim, the sophomore receiver's first of his career.





## Game #3

No. 6 Washington 48, Fresno State 16

Sept. 16, 2017 • Husky Stadium • Seattle, Wash. • Attendance: 68,384

SCORE BY QUARTERS	1	2	3	4	OT	FINAL	
Fresno State	0	7	6	3	-	16	Record (1-2)
Washington	27	14	7	0	-	48	Record (3-0)

## SCORING SUMMARY

	Plays	TOP	Score
UW 1st 10:48 Gaskin 28 yd run (Vizcaino kick)	5-76	1:48	0-7
UW 1st 07:34 Pettis 4 yd pass from Browning (Vizcaino kick)	6-70	2:05	0-14
UW 1st 07:11 Gaskin 7 yd run (Vizcaino kick failed)	1-7	0:08	0-20
UW 1st 05:11 Pettis 77 yd punt return (Vizcaino kick)			0-27
UW 2nd 12:07 Pettis 7 yd pass from Browning (Vizcaino kick)	8-68	3:39	0-34
FS 2nd 02:59 SCOTT 6 yd pass from VIRGIL (CAMACHO kick)	8-50	3:47	7-34
UW 2nd 00:09 Gaskin 8 yd pass from Browning (Vizcaino kick)	11-75	2:50	7-41
UW 3rd 13:58 Pettis 73 yd pass from Browning (Soderberg, Van kick)	2-70	0:55	7-48
FS 3rd 10:42 CAMACHO 29 yd field goal	5-14	1:40	10-48
FS 3rd 04:28 CAMACHO 34 yd field goal	5-23	2:50	13-48
FS 4th 11:38 CAMACHO 31 yd field goal	11-34	5:36	16-48

## TEAM STATS

	Fresno St.	UW
First Downs	18	21
Rushing Att-Yards	31-119	30-92
Passing Cmp-Att-Yds	21-36-194	25-28-328
Total Plays-Yards	67-313	58-420
Fumbles-Lost	1-0	2-2
Penalties-Yards	6-54	4-41
Punts-Yards	5-210	3-120
Average	42.0	40.0
Net	24.8	38.0
Punt Returns (#-Yds-TD)	1-6-0	3-86-1
Kickoff Returns (#-Yds-TD)	7-128-0	2-61-0
Interceptions-Yards-TD	0-0-0	1-24-0
Fumble Ret-Yards-TD	0-0-0	0-0-0
Time of Possession	32:55	27:05
3rd Downs	3-of-13	3-of-7
4th Downs	0-of-1	0-of-1
Sacks By	1-6	1-7

## INDIVIDUAL LEADERS

<b>Rushing (att-yds-TD):</b>
FS - Ronnie Rivers (10-29-0)
UW - Myles Gaskin (8-56-2)
<b>Passing (cmp-att-int-yds-TD):</b>
FS - Chason Virgil (11-20-1-98-1)
UW - Jake Browning (19-22-0-255-4)
<b>Receiving Yards (no-yds-TD):</b>
FS - Da'Mari Scott (5-40-1)
UW - Dante Pettis (5-92-3)
<b>Defense (ST-AT-TT-TFL-Sack):</b>
FS - Mike Bell (6-3-9-1, 5-0-0)
UW - Ryan Bowman (5-0-5-1, 0-1-0)
<b>Interceptions (no-yds-TD):</b>
FS - None
UW - Tevis Bartlett (1-24-0)

SEATTLE - A 27-point first quarter by the high-powered scoring offense of No. 6 Washington proved to be too much for Fresno State to overcome on Saturday night at Husky Stadium as the Bulldogs fell 48-16.

Fresno State (1-2) totaled 313 yards on offense with 151 in the first half and 162 in the second half. The 'Dogs finished with 194 yards through the air and 119 yards on the ground and totaled 18 first downs while possessing the ball for 32:55.

Sophomore quarterback Chason Virgil went 11-of-20 for 98 yards while junior Marcus McMaryion came on in the second half to go 10-of-16 for 96 yards. Senior wide receiver Da'Mari Scott had a team-leading five receptions for 40 yards and recorded his first touchdown of the season.

On defense, sophomore defensive back Mike Bell made a career-high nine tackles, including six solo, and also recorded 1.5 tackles for a loss. Linebackers Jeffrey Allison and James Bailey had five tackles apiece while Allison forced one of two fumbles on the evening by the 'Dogs.

## How It Happened

With the Bulldogs receiving the ball to start the game, the 'Dogs picked up a quick first down on an 11-yard run by Rivers, but were stopped short on a third down setting up the first punt of the game by sophomore punter Blake Cusick. The Huskies, who scored a combined 93 points in their first two games, got the offense rolling early as Myles Gaskin scored on a 28-yard rushing touchdown that finished off a quick five-play, 76-yard drive.

After a quick three-and-out by the 'Dogs, Washington used back-to-back receptions of 17 and 50 yards, respectively, to reach the Bulldogs four-yard line. After what appeared to be a third down tackle by the Bulldogs on third-and-goal, a horse collar penalty wiped out the Bulldogs' positive momentum. Browning connected with Dante Pettis on the next play for a four-yard touchdown to make the score 14-0 in favor of the Huskies.


Washington extended its lead 20-0 on a seven-yard rush out of the Wildcat formation by Gaskin that was set up after a Bulldog turnover. After the 'Dogs were stopped on third-and-3 on their next drive, Cusick's punt was returned 77 yards by Pettis for a touchdown, to move the score 27-0 in favor of UW, as the senior wide receiver tied an NCAA record with his eighth career punt return for a touchdown.

The 'Dogs looked to get on the scoreboard at the end of the first quarter, but a 48-yard field attempt by Jimmy Camacho sailed wide right. Washington extended its lead to 34-0 with a seven-yard touchdown pass from Browning to Pettis with 12:07 left in the first half.

After forcing the Huskies' first punt of the game, the 'Dogs took over at midfield and went on an eight-play 50-yard drive that was punctuated by a six-yard touchdown score from Virgil to Scott to get Fresno State on the board. Washington closed out its high-scoring first half with an 11-play, 75-yard drive that ended with an eight-yard touchdown reception by Gaskin from Browning. It was 41-7 at the break.

The second half started quickly for the Huskies, needing only two plays to score, as Browning and Pettis connected for a 73-yard touchdown pass. The 'Dogs were unable to score touchdowns in the third quarter, despite the defense forcing fumbles on back-to-back drives and gaining possession in UW territory. The 'Dogs recorded a pair of field goals by Camacho to pull the score to 48-13. The senior kicker connected from 29 yards after Allison's forced fumble was recovered by George Helmuth. Helmuth set up another field goal after forcing his first career fumble, which was recovered by sophomore Jasad Haynes, setting up a 34-yard field goal.

Camacho made his third field of the night in the fourth quarter, connecting from 31 yards, which resulted in the final score, 48-16.



## Game #4, MW Game #1

Fresno State 41, Nevada 21

Sept. 30, 2017 • Bulldog Stadium • Fresno, Calif. • Attendance: 27,434

SCORE BY QUARTERS	1	2	3	4	OT	FINAL	
Nevada	0	14	0	7	-	21	Record (0-5, 0-1)
Fresno State	10	21	7	3	-	41	Record (2-2, 1-0)

## SCORING SUMMARY

	Plays	TOP	Score
FS 1st 13:21 JOHNSON 10 yd pass from McMARYION (CAMACHO kick)	4-29	1:39	0-7
FS 1st 00:00 CAMACHO 29 yd field goal	12-63	6:37	0-10
FS 2nd 13:12 JOHNSON 16 yd pass from HOKIT (CAMACHO kick)	3-73	1:01	0-17
FS 2nd 05:05 BRYANT 18 yd interception return (CAMACHO kick)			0-24
FS 2nd 02:08 JOHNSON 40 yd pass from McMARYION (CAMACHO kick)	4-73	1:24	0-31
NEV 2nd 00:54 DEMPS 17 yd pass from GANGI (PETTIT kick)	6-75	1:26	7-31
NEV 2nd 00:35 ARMSTRONG 21 yd pass from GANGI (PETTIT kick)	1-21	0:07	14-31
FS 3rd 07:58 RIVERS 5 yd run (CAMACHO kick)	6-56	2:41	14-38
FS 4th 02:44 CAMACHO 27 yd field goal	10-48	7:28	14-41
NEV 4th 00:23 WRIGHT 2 yd run (PETTIT kick)	12-73	2:21	21-41

## TEAM STATS

	Nevada	Fresno St.
First Downs	16	22
Rushing Att-Yards	23-61	38-192
Passing Cmp-Att-Yds	31-49-253	25-33-312
Total Plays-Yards	72-314	71-504
Fumbles-Lost	0-0	4-2
Penalties-Yards	4-20	8-61
Punts-Yards	6-238	3-98
Average	39.7	32.7
Net	38.8	26.0
Punt Returns (#-Yds-TD)	0-0-0	1-5-0
Kickoff Returns (#-Yds-TD)	2-47-0	3-87-0
Interceptions-Yards-TD	1-0-0	3-20-1
Fumble Ret-Yards-TD	0-0-0	0-0-0
Time of Possession	22:52	37:08
3rd Downs	5-of-17	1-of-11
4th Downs	0-of-3	2-of-2
Sacks By	1-7	3-23

## INDIVIDUAL LEADERS

<b>Rushing (att-yds-TD):</b>
FS - Ronnie Rivers (12-82-1)
Nev - Kelton Moore (5-26-0)
<b>Passing (cmp-att-int-yds-TD):</b>
FS - Marcus McMaryion (24-32-1-296-2)
Nev - Ty Gangi (31-48-3-253-2)
<b>Receiving Yards (no-yds-TD):</b>
FS - KeeSean Johnson (7-104-3)
Nev - Wyatt Demps (10-96-1)
<b>Defense (ST-AT-TT-TFL-Sack):</b>
FS - George Helmuth (4-6-10-1, 0-1-0)
Nev - Lucas Weber (2-5-7-2, 0-1-0)
<b>Interceptions (no-yds-TD):</b>
FS - Jaron Bryant (2-20-1)
Nev - Vosean Crumbie (1-0-0)

FRESNO, Calif. - Behind 504 yards of total offense and three first half touchdowns from junior wide receiver KeeSean Johnson, the Fresno State Bulldogs won its Mountain West opener over Nevada 41-21 on Saturday evening at Bulldog Stadium.

Junior quarterback Marcus McMaryion, making his first start as a Bulldog, had a standout game behind center, passing for 296 yards on 24-of-32 passing and tossed two touchdowns. The Oregon State transfer went 20-of-23 in the first half for 260 yards. Johnson, a Biletnikoff award watch list candidate, made a team-high seven receptions for 104 yards and matched his career-high with three touchdowns.



On the ground, freshman running back Ronnie Rivers rushed for a season-best 82 yards on a season-high 12 carries and scored the 'Dogs lone touchdown on the ground.

Defensively, the secondary provided three turnovers as sophomore Jaron Bryant notched his first two career interceptions, one returned 18 yards for a touchdown, and senior Johnny Johnson, Jr. added another.

Junior linebacker George Helmuth had a career-high 10 tackles and added a sack and tackle for a loss. Linebackers James Bailey and Jeffrey Allison each had eight tackles apiece while sophomore defensive back Mike Bell added seven tackles, including three solo stops.

## How It Happened

The first quarter saw the 'Dogs build an early 10-0 lead behind 120 yards of offense with 107 yards coming through the air. With Nevada winning the coin toss and deferring to the second half, Jamire Jordan received the opening kickoff and returned it 71 yards down to the Wolf Pack 29-yard line. Three plays later, McMaryion found Johnson for a 10-yard touchdown to give the Bulldogs an early 7-0 lead.

The Wolf Pack threatened to score on its second possession of the game driving down to the Bulldog 35-yard line before being forced to attempt a 45-yard field goal. Nevada's Spencer Pettit's kick was blocked by the Fresno State's James Bailey and recovered by DeShawn Potts. Taking over at their 25-yard line, the 'Dogs went on a 12-play, 63-yard drive down to the Nevada 12 setting up a Jimmy Camacho 29-yard field goal to put the 'Dogs up 10-0 at the end of the first quarter.

The Bulldogs continued to build their lead in the second quarter using a quick 63-yard strike from McMaryion to sophomore wide receiver Derrion Grim to get down to the Nevada 25. After a nine-yard rush by freshman running back Jordan Mims, a 16-yard pass from running back Josh Hokit to Johnson put the 'Dogs in front 17-0 - the running back's second TD toss this season.

Bryant's interception return, the first interception returned for a touchdown by a Bulldog since 2015, and a 40-yard strike from McMaryion to Johnson extended the Bulldogs lead to 31-0 with 2:08 left in the first half.

Nevada would not end the half quietly, answering back with back-to-back touchdowns within 19 seconds of one another under one minute remaining in the half. Gangi connected with Wyatt Demps for a 17-yard score and then after a fumble by Fresno State's Da'Mari Scott on the ensuing kickoff, Gangi wasted no time finding Trevion Armstrong in the corner of the endzone to cut the 'Dogs lead to 31-14.

The Bulldogs extended their lead to 38-14 in the third quarter as Rivers punched in a five-yard score on the ground to finish off a six-play, 56-yard drive and Camacho's second field goal of the night from 27 yards out ended the Bulldogs' scoring for the contest. A late touchdown by the Wolf Pack made the final score 41-21, earning the Bulldogs their largest margin of victory in a conference opener since 2011.







## Game #5, MW Game #2

Fresno State 27, San Jose State 10

Oct. 7, 2017 • CEFCU Stadium • San Jose, Calif. • Attendance: 18,483

SCORE BY QUARTERS	1	2	3	4	OT	FINAL
Fresno State	14	7	0	6	-	27
San Jose State	0	0	7	3	-	10

### SCORING SUMMARY

	Plays	TOP	Score
FS 1st 06:06 RIVERS 15 yd run (CAMACHO kick)	14-56	6:03	7-0
FS 1st 02:24 RIVERS 3 yd run (CAMACHO kick)	6-53	2:29	14-0
FS 2nd 00:35 HOKIT 1 yd run (CAMACHO kick)	17-80	8:04	21-0
SJ 3rd 06:24 OLIVER 6 yd pass from LOVE (CRAWFORD kick)	9-49	3:29	21-7
FS 4th 13:40 CAMACHO 38 yd field goal	4-0	0:21	24-7
SJ 4th 08:36 CRAWFORD 51 yd field goal	12-41	5:04	24-10
FS 4th 06:14 CAMACHO 50 yd field goal	4-5	2:17	27-10

### TEAM STATS

	Fresno St.	SJSU
First Downs	17	12
Rushing Att-Yards	51-212	33-108
Passing Cmp-Att-Yds	15-26-136	15-26-97
Total Plays-Yards	77-348	59-205
Fumbles-Lost	0-0	2-2
Penalties-Yards	10-99	9-78
Punts-Yards	6-212	5-229
Average	35.3	45.8
Net	35.3	45.2
Punt Returns (#-Yds-TD)	1-3-0	0-0-0
Kickoff Returns (#-Yds-TD)	0-0-0	0-0-0
Interceptions-Yards-TD	2-0-0	0-0-0
Fumble Ret-Yards-TD	0-0-0	0-0-0
Time of Possession	37:01	22:59
3rd Downs	5-of-16	5-of-13
4th Downs	3-of-3	0-of-1
Sacks By	4-24	0-0

### INDIVIDUAL LEADERS

<b>Rushing (att-yds-TD):</b>
FS - Ronnie Rivers (19-105-2)
SJSU - Tyler Nevens (21-99-0)
<b>Passing (cmp-att-int-yds-TD):</b>
FS - Marcus McMaryion (15-26-0-136-0)
SJSU - Josh Love (15-25-1-97-1)
<b>Receiving Yards (no-yds-TD):</b>
FS - Da'Mari Scott (7-45-0)
SJSU - JaQuan Blackwell (5-41-0)
<b>Defense (ST-AT-TF-TFL-Sack):</b>
FS - Malik Forrester (4-2-6-2.0-3.0)
SJSU - Frank Ginda (9-10-19-0.0-0.0)
<b>Interceptions (no-yds-TD):</b>
FS - Jaron Bryant (1-0-0)/Juju Hughes (1-0-0)
SJSU - None

**SAN JOSE, Calif.** - The Fresno State football team regained control of the Valley Trophy on Saturday evening with a 27-10 victory at San Jose State, topping the Spartans behind three first-half touchdowns, and a stifling defense that allowed just 205 yards and forced four turnovers.

"It's always nice to come away with a victory," said head coach Jeff Tedford. "We can get a lot better, but it's great to bring the trophy home. That's something we talked all week about, and we take pride in that."

While the defense laid the foundation, Fresno State's (3-2, 2-0 MW) running game paved the way offensively. Freshman running back Ronnie Rivers had a season-high 19 carries for a season-best 105 yards and added two rushing scores. Fellow freshman running back Jordan Mims added 12 carries for 49 yards and sophomore Josh Hokit rushed 10 times for 43 yards as the 'Dogs tallied a season-high 212 yards on the ground.

Junior quarterback Marcus McMaryion, making his second-straight start, finished 15-of-26 through the air for 136 yards, spreading the ball around to four receivers. Junior KeeSean Johnson had a team-high 52 yards on two receptions, including a 45-yard gain in the first quarter, while senior Da'Mari Scott matched his season-high with seven receptions for 45 yards.

On the defensive side of the ball, sophomore defensive back Juju Hughes filled up the stat sheet finishing with six tackles (four solo) and added two tackles for loss, a sack, interception and a forced fumble. Senior defensive tackle Malik Forrester added six tackles, three tackles for loss, two sacks and forced a fumble as he wreaked havoc on the Spartan offense all night. Sophomore linebacker Jeffrey Allison had a team-high nine tackles, five solo, and a tackle for loss.

### How It Happened

The Bulldog defense came out tough from the start of the game, forcing two turnovers in the first nine minutes of action as sophomore defensive back Jaron Bryant and Hughes each picked off passes from Spartan quarterback Josh Love. The first scoring drive for the 'Dogs started at their 44-yard line as they put together a 14-play, 56-yard drive, capped by a Rivers' 15-yard rush, that took 6:03 off the clock.

With the Spartans getting the ball back, Hughes picked off a Love third-down pass for his first career interception. The Bulldogs took over at their own 47-yard line, and after a 10-yard run by Rivers and a five-yard rush by Mims, McMaryion connected with Johnson down the middle of the field for a 45-yard gain down to the SJSU 8-yard line. Three plays later, Rivers rushed for his second score of the game with a three-yard plunge up the middle to put Fresno State in front 14-0.

Holding a 152-44 advantage in yards and holding the ball for over 10 minutes after the first quarter, the 'Dogs continued to pound the rock in the second quarter putting together a season-long 17-play, 80-yard drive that ran 8:04 off the game clock. Running the ball 15 times on the drive, Rivers rushed five times for 39 yards and Mims carried it five times for 23 yards as the drive ended with a 1-yard touchdown run by Hokit.

With the 'Dogs holding its opponent scoreless in the first half for a second time this season, Fresno State held a 285-79 advantage in yards in the first half. The Spartans got on the scoreboard in the third quarter capitalizing on its best starting field position of the game, starting at the Bulldogs' 49-yard line as SJSU put together a nine-play drive that finished with a six-yard pass from Love to Josh Oliver.

Senior Jimmy Camacho extended the Bulldogs' lead to 24-7 lead with a 38-yard field goal with 13:40 to play in the fourth quarter. The Spartans' Bryce Crawford nailed a 51-yard field goal to bring it back within a two possession game, but after a short kickoff was recovered by the 'Dogs at the SJSU 38-yard line, the 'Dogs gained five yards before Camacho hit a career-long 50 yard field goal to complete the scoring for the Bulldogs.

## Game #6, MW Game #3

Fresno State 38, New Mexico 0

Oct. 14, 2017 • Bulldog Stadium • Fresno, Calif. • Attendance: 28,090

SCORE BY QUARTERS	1	2	3	4	OT	FINAL
New Mexico	0	0	0	0	-	0
Fresno State	14	7	10	7	-	38

### SCORING SUMMARY

	Plays	TOP	Score
FS 1st 04:30 JORDAN 70 yd pass from McMARYION (CAMACHO kick)	2-74	0:44	0-7
FS 1st 00:41 JOHNSON, K. 12 yd pass from McMARYION (CAMACHO kick)	2-87	0:48	0-14
FS 2nd 10:26 RIVERS 4 yd run (CAMACHO kick)	5-82	2:25	0-21
FS 3rd 08:04 CAMACHO 37 yd field goal	8-35	2:31	0-24
FS 3rd 02:35 JORDAN 32 yd pass from McMARYION (CAMACHO kick)	1-32	0:07	0-31
FS 4th 08:05 HOKIT, Josh 12 yd run (CAMACHO kick)	7-84	3:51	0-38

### TEAM STATS

	UNM	Fresno St.
First Downs	14	17
Rushing Att-Yards	37-109	36-227
Passing Cmp-Att-Yds	15-30-213	13-23-299
Total Plays-Yards	67-322	59-526
Fumbles-Lost	3-1	2-1
Penalties-Yards	3-35	2-25
Punts-Yards	9-414	6-246
Average	46.0	41.0
Net	43.7	41.0
Punt Returns (#-Yds-TD)	0-0-0	1-1-0
Kickoff Returns (#-Yds-TD)	4-81-0	0-0-0
Interceptions-Yards-TD	0-0-0	1-18-0
Fumble Ret-Yards-TD	0-0-0	1-3-0
Time of Possession	33:44	26:16
3rd Downs	2-of-14	4-of-13
4th Downs	0-of-2	1-of-1
Sacks By	1-13	2-8

### INDIVIDUAL LEADERS

<b>Rushing (att-yds-TD):</b>
FS - Ronnie Rivers (14-70-1)
NM - Tyrone Owens (10-29-0)
<b>Passing (cmp-att-int-yds-TD):</b>
FS - Marcus McMaryion (13-23-0-299-3)
NM - Tekava Tuitoi (13-24-1-200-0)
<b>Receiving Yards (no-yds-TD):</b>
FS - Jamire Jordan (3-108-2)
NM - Hart-Johnson (2-56-0)
<b>Defense (ST-AT-TF-TFL-Sack):</b>
FS - Juju Hughes (9-2-11-2.0-0.0)
NM - Rashaun Epting (5-1-6-0.0-0.0)
<b>Interceptions (no-yds-TD):</b>
FS - Mike Bell (1-18-0)
NM - None

**FRESNO, Calif.** - Posting multiple shutouts in a season for the first time since 1988 and improving to 3-0 in Mountain West play for the first time since 2013, Fresno State blanked New Mexico 38-0 on Saturday evening at Bulldog Stadium on Homecoming.

"Our defense played excellent tonight," said head coach Jeff Tedford after the 'Dogs first-ever shutout over a MW opponent. "That is a hard offense to stop. Our defense did an awesome job with the game plan. We had the guys in the right position and they played really hard."

With another stingy defensive outing for the 'Dogs, Fresno State's (4-2, 3-0 MW) deep passing game ruled the day offensively. Junior quarterback Marcus McMaryion, making his third-straight start, finished 13-of-23 through the air for 299 yards, spreading the ball around to six receivers in the contest.

Junior KeeSean Johnson had his third 100-yard receiving game of the season totaling 105 yards on five receptions while scoring his fourth touchdown of the season. Fellow junior wideout Jamire Jordan added his first 100-yard contest of the season with a team-high 108 yards on three catches, including a pair of touchdowns, for his first career multi-touchdown game of his career. It was the first time since Oct. 28, 2016 against Air Force that the 'Dogs have had two 100-yard receivers as Johnson and Jordan each went over 100 yards in that contest.

On the defensive side of the ball, reigning Mountain West Defensive Player of the Week Juju Hughes had another standout game in the defensive backfield finishing with a career-high 11 tackles (nine solo) and added two tackles for a loss and two pass breakups. Sophomore safety Mike Bell, making his first start of the season and second of his career, finished with a career-best 10 tackles (eight solo), his first career interception and a pass breakup.

The 'Dogs offense totaled 526 yards of offense, including 299 yards through the air and 227 yards on the ground, while limiting New Mexico to 322 yards, including only 109 yards on the ground for the Lobos' fewest rushing yards since Sept. 15, 2012 when they were held to 84 yards at Texas Tech.

### How It Happened

After the teams started off the game trading a pair of punts, the Lobos' offense picked up a bit of steam on its third drive, getting as far as the Bulldogs' 26-yard line before being stopped on a third-and-4. Jason Sanders' 43-yard field goal attempt sailed wide left and a quick two-play drive ensued as McMaryion connected on a 70-yard touchdown with Jordan to give the 'Dogs an early 7-0 lead.

On the Bulldogs' next drive, McMaryion again connected deep, finding Johnson for a career-long 75-yard catch-and-run down to the UNM 12-yard line, and after a quick timeout, McMaryion found Johnson in the corner of the endzone for his fourth touchdown of the season.

With the 'Dogs leading 14-0 after the first quarter, the fourth time this season Fresno State has shut out its opponent in the opening frame, and third week in a row, the Bulldogs accounted for 171 yards through the air in the opening quarter.

Forcing another punt by the Lobos, the Bulldogs took over at their own 18-yard line with 12:51 left in the half, and after the Lobos lone sack of the game brought McMaryion down to the five, a six-yard strike to Jordan set up a third-and-17. A career-long 57-yard rush by the junior quarterback brought the ball to the New Mexico 32-yard line. A pair of rushes by freshman running back Ronnie Rivers, a 28-yard scamper followed by a four-yard touchdown run, pushed the 'Dogs lead to 21-0.

The 'Dogs added a 37-yard field goal by senior kicker Jimmy Camacho to make it 24-0, set up by a forced fumble by junior linebacker James Bailey and recovered by Bell, and a 32-yard scoring strike from McMaryion to Jordan increased the lead to 31-0 after the three quarters.

A 12-yard touchdown run by Hokit, his fourth score of the season, completed the scoring on the night as the 'Dogs shut out a conference opponent for the first time since blanking San Jose State 30-0 in 2007.





## Game #7, MW Game #4

Fresno State 27, San Diego State 3

Oct. 21, 2017 • SDCCU Stadium • San Diego, Calif. • Attendance: 43,243

SCORE BY QUARTERS	1	2	3	4	OT	FINAL
Fresno State	7	10	10	0	-	27
San Diego State	0	3	0	0	-	3

### SCORING SUMMARY

	Plays	TOP	Score
FS 1st 00:15 HOKIT 1 yd run (CAMACHO kick)	4-61	1:48	7-0
SDS 2nd 11:53 BARON 37 yd field goal	8-61	3:16	7-3
FS 2nd 09:32 HOKIT 26 yd run (CAMACHO kick)	6-75	2:21	14-3
FS 2nd 02:05 CAMACHO 38 yd field goal	11-42	5:22	17-3
FS 3rd 06:03 CAMACHO 43 yd field goal	11-63	5:22	20-3
FS 3rd 01:54 HOKIT 4 yd run (CAMACHO kick)	5-51	2:38	27-3

### TEAM STATS

	Fresno St.	SDSU
First Downs	15	14
Rushing Att-Yards	38-199	39-165
Passing Cmp-Att-Yds	10-16-176	11-23-90
Total Plays-Yards	54-375	62-255
Fumbles-Lost	0-0	2-1
Penalties-Yards	5-40	5-40
Punts-Yards	4-178	6-255
Average	44.5	42.5
Net	30.2	40.2
Punt Returns (#-Yds-TD)	1-14-0	1-37-0
Kickoff Returns (#-Yds-TD)	0-0-0	5-57-0
Interceptions-Yards-TD	0-0-0	0-0-0
Fumble Ret-Yards-TD	1-1-0	0-0-0
Time of Possession	28:36	31:24
3rd Downs	3-of-9	6-of-16
4th Downs	0-of-0	1-of-2
Sacks By	4-27	0-0

### INDIVIDUAL LEADERS

<b>Rushing (att-yds-TD):</b>
FS - Josh Hokit (14-77-3)
SDSU - Rashaad Penny (15-69-0)
<b>Passing (cmp-att-int-yds-TD):</b>
FS - Marcus McMaryion (10-16-0-176-0)
SDSU - C. Chapman (10-20-0-77-0)
<b>Receiving Yards (no-yds-TD):</b>
FS - Da'Mari Scott (5-57-0)
SDSU - Mikah Holder (4-35-0)
<b>Defense (ST-AT-TT-TFL-Sack):</b>
FS - Jeffrey Allison (9-1-10-0-0-0)
SDSU - R. Lakalaka (8-2-10-0-0-0)
<b>Interceptions (no-yds-TD):</b>
FS - None
SDSU - None

**SAN DIEGO** - Behind a career-high three rushing touchdowns from sophomore running back Josh Hokit, Fresno State dominated San Diego State 27-3 in a Mountain West showdown at SDCCU Stadium on Saturday evening.

"The guys worked real hard tonight and it is nice to get some validation defeating a great team like San Diego State on the road," said head coach Jeff Tedford.

Fresno State (5-2, 4-0 MW) won its fourth straight game on Saturday by discarding San Diego State (6-2, 2-2 MW) with a balanced attack of running the ball (199 yards) and taking strikes through the air when needed (176 yards), outgaining the Aztecs 375-255 on the night. It was the third time this season that the Bulldogs have held their opponents to less than 300 yards of total offense.

With starting running back Ronnie Rivers sidelined by injury, fellow freshman running back Jordan Mims ran for a season-high 112 yards on 21 carries, also a season-high, while Hokit rushed for a season-best 77 yards on 14 carries and became the first Fresno State player since Ryan Mathews in 2009 to score three rushing touchdowns in a game.

Marcus McMaryion went 10-of-16 through the air for 176 yards as he won his fourth straight start, a feat that has not been accomplished in more than 30 years, spreading the ball to four receivers as junior KeeSean Johnson led the charge with four receptions for 47 yards. Senior Da'Mari Scott had a team-high 57 yards on three catches while junior Jamire Jordan tallied 56 yards on two receptions. The offensive line did not allow a tackle for loss for the first time since September 10, 2011 when the Bulldogs traveled to Nebraska.

On the defensive side of the ball, sophomore linebacker Jeffrey Allison notched a team-high 10 tackles, nine solo, and added a tackle for loss and a forced fumble. Junior linebacker George Helmuth posted nine tackles, six solo, and a tackle for loss. The Bulldog defense totaled nine tackles for a loss, four sacks and four pass break ups, and held Rashaad Penny to 69 yards rushing and the SDSU passing game to 90 yards.

"We were trying to play physical and the defensive staff did a great job of putting in a great game plan and offensively we were able to run the ball downhill at them and make them stop the run," Tedford said. "The offensive line did a nice job up front and we threw the ball when we needed too to make some big plays, but really the offensive and defensive lines did a great job."

### How It Happened

After SDSU won the toss and elected to receive to begin the game, the Aztecs went on a 16-play, 83-yard drive only for Allison to jar the ball loose from Penny's hands at the Fresno State 14-yard line. The 'Dogs forced a turnover for a fifth straight game and the sixth time this season.

Starting its second drive of the game at its own 39-yard drive, McMaryion connected with Jordan for a 48-yard gain getting down to the SDSU 1-yard line where Hokit punched in his first score of the game with 15 seconds remaining in the opening quarter to give the 'Dogs a 7-0 lead.

With the Aztecs leading 94-76 in total yards after the opening frame, SDSU added to their total with a eight-play, 61-yard drive to begin the second quarter. Aztec kicker John Baron nailed a 37-yard field goal for San Diego State's lone points of the contest to cap that drive.

The Bulldogs responded with a six-play, 75-yard drive that ended with a career-long 26-yard touchdown run by Hokit to push the Bulldogs' lead to 14-3. After a quick three-and-out by the Aztecs, held to negative five yards, the 'Dogs took over at their 37-yard line and went on an 11-play, 42-yard drive finished off by a 38-yard field goal by senior kicker Jimmy Camacho to increase the Bulldogs' lead to 17-3.

Leading 17-3 heading into the locker room, the fifth time this season the 'Dogs have led at the break, Fresno State added a 43-yard field goal by Camacho on the second drive of the third quarter to extend its lead to 20-3.

Another three-and-out forced by the Bulldog defense, one of five on the night, gave the ball back to the 'Dogs at their own 49-yard line and five plays later, Hokit punched in a four-yard touchdown score to give the 'Dogs its final margin of victory, 27-3.

## Game #8, MW Game #5

UNLV 26, Fresno State 16

Oct. 28, 2017 • Bulldog Stadium • Fresno, Calif. • Attendance: 27,922

SCORE BY QUARTERS	1	2	3	4	OT	FINAL
UNLV	3	6	7	10	-	26
Fresno State	9	0	7	0	-	16

### SCORING SUMMARY

	Plays	TOP	Score
FS 1st 09:50 MIMS 3 yd run (CAMACHO kick failed)	13-78	5:10	0-6
LV 1st 05:58 GUTIERREZ 38 yd field goal	8-48	3:44	3-6
FS 1st 02:58 CAMACHO 34 yd field goal	7-50	2:53	3-9
LV 2nd 10:18 GUTIERREZ 27 yd field goal	16-65	7:40	6-9
LV 2nd 00:06 GUTIERREZ 23 yd field goal	16-74	6:36	9-9
LV 3rd 09:31 STANTON 7 yd run (GUTIERREZ kick)	11-75	5:29	16-9
FS 3rd 03:38 MIMS 5 yd run (CAMACHO kick)	14-89	5:47	16-16
LV 4th 14:53 THOMAS 2 yd run (GUTIERREZ kick)	4-23	1:47	23-16
LV 4th 05:00 GUTIERREZ 25 yd field goal	6-11	2:34	26-16

### TEAM STATS

	UNLV	Fresno St.
First Downs	22	19
Rushing Att-Yards	44-173	34-140
Passing Cmp-Att-Yds	17-29-155	16-27-152
Total Plays-Yards	73-328	61-292
Fumbles-Lost	1-0	1-1
Penalties-Yards	5-35	5-40
Punts-Yards	3-95	2-68
Average	31.7	34.0
Net	30.3	24.0
Punt Returns (#-Yds-TD)	0-0-0	1-4-0
Kickoff Returns (#-Yds-TD)	1-31-0	7-159-0
Interceptions-Yards-TD	0-0-0	0-0-0
Fumble Ret-Yards-TD	0-0-0	0-0-0
Time of Possession	34:24	25:36
3rd Downs	5-of-15	3-of-10
4th Downs	2-of-2	1-of-4
Sacks By	1-8	0-0

### INDIVIDUAL LEADERS

<b>Rushing (att-yds-TD):</b>
FS - Jordan Mims (12-68-2)
LV - Lexington Thomas (20-88-1)
<b>Passing (cmp-att-int-yds-TD):</b>
FS - Marcus McMaryion (16-27-0-152-0)
LV - Johnny Stanton (17-29-0-155-0)
<b>Receiving Yards (no-yds-TD):</b>
FS - Derrion Grim (4-68-0)
LV - Devonte Boyd (5-62-0)
<b>Defense (ST-AT-TT-TFL-Sack):</b>
FS - Mike Bell (6-2-8-0-5-0-0)
LV - Dalton Baker (8-2-10-0-0-0-0)
<b>Interceptions (no-yds-TD):</b>
FS - None
LV - None

**FRESNO, Calif.** - UNLV halted Fresno State's four-game Mountain West winning streak on Saturday night at Bulldog Stadium, taking down the 'Dogs 26-16.

"We just made too many mistakes, the dropped punt, the snap over our head, we just made too many mistakes," said head coach Jeff Tedford after the loss.

Fresno State (5-3, 4-1 MW) was held to 292 total yards of offense as junior quarterback Marcus McMaryion went 16-of-27 through the air for 152 yards while five ball carriers combined for 140 yards on the ground. Freshman running back Jordan Mims led the way with 68 yards and his first career multi-touchdown contest scoring both of the Bulldogs' touchdowns on the night.

Six different Bulldogs notched receptions from McMaryion as the trio of Derrion Grim, Da'Mari Scott and KeeSean Johnson each tallied four receptions each. Grim led the way with 68 yards while tallying a game-long reception of 31 in the first quarter.

Defensively, a trio of Bulldogs led the way with eight tackles apiece as reigning Mountain West Defensive Player of Week sophomore linebacker Jeffrey Allison, sophomore defensive back Mike Bell and junior linebacker George Helmuth each had eight stops. The 'Dogs, held without a sack for the first time this season, added seven tackles for loss as seniors Tobenna Okeke and Nathan Madsen had two apiece.

### How It Happened

The Bulldogs got off to a good start, taking their first drive 13 plays for 78 yards, capped by a 3-yard touchdown run by Mims. That drive featured nine rushes for 64 yards, Mims tallied 26 of them on the ground.

Scoring on its first possession for only the second time this season, senior kicker Jimmy Camacho missed his first extra point of his career, leaving the 'Dogs on top early, 6-0.

The Rebels answered with a eight-play, 48-yard drive that was capped by a 38-yard field goal by Daniel Gutierrez. It was the first time an opponent scored on the 'Dogs in the first quarter at Bulldog Stadium this season.

The 'Dogs responded with a 34-yard field goal by Camacho on the ensuing possession to extend the Bulldogs' lead, 9-3. The scoring drive went seven plays for 50 yards.

Edging UNLV 128-93 in total yards after the opening quarter, the Rebels offense controlled much of the second quarter limiting the Bulldogs to only 20 yards of total offense and one possession.

The Rebels held the ball for 11:31 in the second frame, notching a pair of field goals to tie the game at 9-9 by the end of the half, marking the first time since going to Washington the 'Dogs did not hold a halftime lead.

UNLV began the second half with the ball and continued to control the time of possession battle after going on an 11-play, 75-yard drive that took 5:29 off the clock. The Rebels finished their drive with a 7-yard touchdown run by quarterback Johnny Stanton. It was the first touchdown allowed by the Bulldog defense in 11 quarters dating back to the third quarter of the San Jose State contest on Oct. 7.

Responding to the adversity, the 'Dogs went on a season-long 89-yard drive that took 14 plays and was punctuated with a five-yard score from Mims to knot the game at 16-16. That drive saw the Bulldogs rush 11 times for 55 yards and McMaryion connected on three passes for 34 yards.

After forcing the Rebels to punt for the first time with 1:56 remaining in the third quarter, a costly mishandled punt by KeeSean Johnson set the Rebels up on a short field, needing 23 yards for a score. It took them four plays to capitalize, capped by a 2-yard rush by Lexington Thomas to give UNLV a 23-16 lead.

With the 'Dogs starting their next drive at their own 15, having 10:12 left in the game and down seven, the Bulldogs were able to move the ball 40 yards until being stalled at the UNLV 48-yard line with a fourth-and-two. Fresno State took a timeout and elected to punt coming out of it, the snap sailed over punter Blake Cusick's head for a loss of 36 yards. The ball was recovered by Cusick at the Fresno State 19-yard line and the ball turned over to the Rebels.

The Bulldog defense held UNLV to negative six yards, but a 25-yard field goal by Gutierrez put the visitors ahead 26-16.

