



FRESNO STATE FOOTBALL

- 2017 GAME NOTES -

Football Contact: Matt Burkholder, Director of Communications

Office: 559-278-6186 (direct)

Cell: (559) 862-3771

Twitter: FresnoStateFB

E-mail: mburkholder@csufresno.edu

Website: gobulldogs.com

Instagram: Fresno_State_Football

Secondary Football Contact: Josh Mitchell, Assistant Director of Communications

Office: 559-278-7301 (direct)

Cell: (559) 389-1960

E-mail: jomitchell@csufresno.edu

UNLV (2-5, 1-3 MW) at Fresno State (5-2, 4-0 MW)

Game No. 8 / MW Game No. 5

Oct. 28, 2017 • Bulldog Stadium (41,031) - Fresno, Calif. / 7:00 p.m. PT

Radio: 940 AM ESPN/1600 AM ESPN Deportes | TV: AT&T/ROOT | Live Stats: gobulldogs.com

QUICK FACTS

COACHES:

Jeff Tedford (Fresno State, 1992)

Fresno State Record (1st season)..... 5-2

Career Record..... 87-59

Tony Sanchez (New Mexico State, 1998)

UNLV Record (3rd season)..... 9-22

Career Record..... Same

SERIES: Fresno State leads 13-6

OFFENSIVE QUICK FACTS:

	Fresno St.	UNLV
Scoring	32.1	30.6
Rushing	172.1	281.3
Passing	249.6	158.7
Total	421.7	440.0
KO Return	22.6	16.2
3rd Down Conv.	33%	38%
4th Down Conv.	6/8	5/9

DEFENSIVE QUICK FACTS:

	Fresno St.	UNLV
Scoring	17.6	36.1
Rushing	115.7	248.1
Passing	189.7	251.0
Total	305.4	499.1
Net Punting	34.5	29.4
Opp. 3rd Down Conv.	30%	46%
Opp. 4th Down Conv.	2/11	12/19

* Stats reflect through Oct. 22, 2017

Media Coverage

TV: AT&T SportsNet/ROOT Sports

Play-by-Play: Drew Goodman; Analyst: Sed Bonner; Sideline: Brad Thompson

RADIO: 940 AM ESPN Radio; Gameday Live (4 p.m.); Pregame Show (6 p.m.)

Play-by-Play: Paul Loeffler; Analyst: Pat Hill; Sideline: Cameron Worrell

ESPN Deportes (1600 AM) in Spanish

Play-by-Play: Jesse Beltran; Analyst: Octavio Duarte; Sideline: Nicolas Madrigal

Headlines

→ Fresno State owns a two-game lead in the West Division of the Mountain West standings after defeating San Diego State in San Diego 27-3 last Saturday.

→ Fresno State's only two losses after seven games this season are to No. 1 Alabama and No. 11/12 Washington - both road games.

→ If Fresno State captures its sixth win on Saturday, Jeff Tedford will become the third head coach in the history of the program to lead Fresno State to a bowl game in year one.

→ The Bulldogs, who have compiled a 5-2 record this year, have the nation's best win improvement (+4). Marshall, Michigan State and Virginia have all improved its win total by three games from 2016 to 2017.

→ The Bulldogs have not lost to the Rebels at home since 1983 - winning their last seven contests over that span.

→ Jeffrey Allison was named the MW Defensive Player of the Week on Monday after leading the team tackles (10), posting a TFL and forcing a fumble last time out.

→ Fresno State leads the nation with nine-straight quarters without allowing a TD. The nearest team is TCU, who has kept its opponent out of the endzone for eight-straight quarters.

→ In three home games in 2017, Fresno State has outscored its opponent 145-21, averaging 48.3 points per game vs. 7.0 points per game allowed.

→ Key stat: the Bulldogs' 18th-ranked (FBS) rushing defense that gives up 115.7 yards per game will be put to the test against the Rebels' 11th-ranked (FBS) rushing offense that manufactures 281.3 yards per game.

→ Fresno State assistant coaches Jamie Christian (RB/STC) and J.D. Williams (DB) were on the opposite sideline last season as both were apart of UNLV's staff in 2015 and '16.

2017 FRESNO STATE SCHEDULE

Date	Opponent	Opponent Ranking*	Time/Result	Record	Series	Note
Sept. 2	Incarinate Word	-	W, 66-0	1-6	1-0	'Dogs pitch first shutout since 2009 in Tedford's debut
Sept. 9	at Alabama [ESPN2]	#1/#1 -	L, 41-10	8-0	0-1	Fresno State drops to 0-3 all-time against No. 1 ranked teams
Sept. 16	at Washington [PAC-12 Net.]	#12/#11 -	L, 48-16	6-1	1-3	The 'Dogs post double-digit TFLs for first time since 2014
Sept. 30	Nevada^ [AT&T/ROOT]	-	W, 41-21	1-7	28-20-1	Fresno State outgains Wolf Pack 504-314 in McMaryion's debut
Oct. 7	at San Jose State^ [ESPN3]	-	W, 27-10	1-7	41-37-3	Fresno State reclaims Valley Trophy; earns first MW win at CEFCU Stadium
Oct. 14	New Mexico^# [AT&T/ROOT]	-	W, 38-0	3-4	12-4	FS posts second shutout win; first time since 1988 'Dogs have done so
Oct. 21	at San Diego State^ [CBSSN]	RV/--	W, 27-3	6-2	24-29-4	Bulldogs limit Penny to 69 yards rushing, total offense to 255 in 27-3 rout
Oct. 28	UNLV^ [AT&T/ROOT]	-	7 p.m.	2-5	13-6	The Bulldogs have not lost to the Rebels at home since 1983
Nov. 4	BYU [ESPN2]	-	7:45 p.m.	1-7	5-5	'Dogs are 3-2 at home in the series; last hosted BYU in 1998 (W, 31-21)
Nov. 11	at Hawai'i^	-	8 p.m.	3-4	26-22-1	FS has won 4-straight at Hawai'i, last loss vs. UH on the Islands was in 2007
Nov. 18	at Wyoming^ [AT&T/ROOT]	-	11 a.m.	4-3	5-5	Last visit to Laramie was in 2013; the No. 17 Bulldogs won 48-10
Nov. 25	Boise State^ [CBSSN]	--/RV -	12:30 p.m.	5-2	5-13	FS and BSU to face off for first time since 2014 MW Championship Game

Key: *AP Poll/USA Today Coaches Poll (2017 week 9 rankings); ^ MW Game; # homecoming

REFERENCE: "Fresno State" (never: FSU, FRES, CSUF, Fresno State University or just "Fresno"); ABBREVIATIONS: Fresno St. or FS



MEDIA INFORMATION

Media Availability

Interviews for Bulldog players and coaches will be coordinated through the Fresno State Athletics Communications Office 24 hours in advance to ensure availability.

Contact Matt Burkholder at (559) 278-6186 to make arrangements for interviews with student-athletes and coaches. Freshmen (both true and redshirt) along with any other newcomers to the program will not be allowed to do interviews until after they play in their first game, per team rules.

In-Season Media Interview Schedule

Sunday:

No media.

Monday:

Head Coach Jeff Tedford weekly press conference.

Tuesday:

Players day: players after practice.

Wednesday/Thursday:

Head Coach Jeff Tedford and assistants after practice.

Friday:

No media.

Saturday:

Post-game only.

Weekly Media Conference

Fresno State's weekly media conference will be held at 11 a.m. in the Josephine Theater inside the Duncan Building on Mondays during the football season. The press conference is open to credentialed members of the media only. The media conference can be viewed live via the Mountain West Network.

ESPN Coaches Show

The weekly radio show airs live on ESPN Radio (940 AM) with host Paul Loeffler. The Dog House Grill on Shaw Ave. hosts the show from 6-7 p.m. each Wednesday of a game week.

Football Email List

If you would like to be added to the Bulldog football email list to receive breaking news about the team, please contact Matt Burkholder.

Fresno State Athletics Communications

5305 N. Campus Drive NG 27

Fresno, CA 93740

Phone: (559) 278-6873

Fax: (559) 347-9415

Tickets: (559) 278-DOGS (3647)

Press Box: (559) 278-5959

ATHLETICS COMMUNICATIONS:

FB Contact.....Matt Burkholder

Email.....mburkholder@csufresno.edu

Office.....559-278-6186

Cell.....559-862-3771

Secondary Contact.....Josh Mitchell

Email.....jomitchell@csufresno.edu

Office.....559-278-7301

Cell.....559-389-1960

gobulldogs.com

collegepressbox.com
SINCE 2005 EVERYTHING BUT THE PRE-GAME MEAL

Series History vs. UNLV

The Bulldogs have not lost to the Rebels at home since 1983 - winning their last seven contests over that span. Overall, Fresno State owns a 13-6 record in its 19 all-time meetings against UNLV. Breaking it down to home and away, the 'Dogs are 8-2 all-time at home and 5-4 on the road versus UNLV. The first meeting, in 1979 at Ratcliff Stadium, was a 31-28 defeat. Fresno State lost four of its first six all-time contests, but have won 11 of its last 13 games versus the Rebels. UNLV, one of the founding members of the Mountain West's inaugural 1999 season, left the WAC, a conference affiliation they shared with the Bulldogs for just two seasons (1996-97). There was a gap from that 1997 season until 2013 when the two became conference foes again in the MW. The series is tied 2-2 in MW games.

Scouting the UNLV Rebels

UNLV is in the midst of a three-game losing skid, each a Mountain West contest. The Rebels are 2-5 overall and hold a 1-3 mark in the MW.

The Rebels stand out with a rushing offense that is producing 281.3 yards per game, which ranks 11th-best in the FBS. Their offense averages 440.0 yards per game of total offense with the aid of a passing offense that's been limited to 158.7 yards per game (ranks second-to-last in the MW behind a run-heavy Air Force squad).

2017 UNLV GAME RESULTS

Sept. 2: L, 43-40 vs. Howard

Sept. 9: W, 44-16 at Idaho

Sept. 23: L, 54-21 at Ohio State

Sept. 30: W, 41-13 vs. San Jose State

Oct. 7: L, 41-10 vs. San Diego State

Oct. 14: L, 34-30 at Air Force

Oct. 21: L, 52-28 vs. Utah State

Junior running back Lexington Thomas has been a workhorse on the ground rushing for 877 yards (3rd in MW/9th in nation) on 118 carries and has scored 12 rushing touchdowns to lead the Mountain West. Fresno local RB Charles Williams' season was cut short after suffering a season-ending ankle injury in the season opener. Redshirt freshman quarterback Armani Rogers, who has passed for 1,063 yards this season, status for Saturday's game is in question as he entered concussion protocol after exiting last week's game vs. Utah State in the second quarter. Kurt Palandech and Johnny Stanton are next in line. Senior wide receiver Devonte Boyd leads the receiving charge for the Rebels with 20 receptions for 415 yards and two touchdowns. His 20.8 yards per reception leads the Mountain West and his 59.3 yards per game checks in at seventh in the conference.

On defense, UNLV ranks 11th in the Mountain West and 122nd nationally in total defense, allowing 499.1 yards per game. The Rebels are allowing 248.1 yards per game on the ground and 251.0 yards per game in the air. Opponents have been successful on third down conversions, converting at a 46 percent rate, but the Rebels have forced 10 fumbles to lead the MW and are third in the league with 15 turnovers gained. Junior linebacker Bailey Laolagi leads the team with 63 tackles, 35 solo, adding four tackles for loss, one sack and one pass defended.

Vegas Connections

→ The Bulldogs have a pair of players who both hail from Las Vegas' Bishop Gorman High School, UNLV head coach Tony Sanchez's last head coaching stop, in senior DE Robert Stanley and junior LB Nela Otukolo.

→ DT Leevil Tutum III, a Bulldog scout team contributor, was a freshman on UNLV's roster in 2016 - he hails from Edison HS in Fresno.

→ Fresno State running backs coach and special team coordinator, Jamie Christian, spent the 2015 and '16 seasons at UNLV as its RB coach. Christian was a fullback at Fresno State from 1991-93.

→ Fresno State defensive backs coach, J.D. Williams, spent the 2015 and '16 seasons at UNLV in the same capacity. Williams was a player at Fresno State from 1986-89.

→ Fresno State defensive graduate assistant, Matt Lea, played at UNLV last season. He started eight games and played in all 12 a season ago as a senior. Lea is a 2012 graduate of Central HS in Fresno.

→ Junior OL Logan Hughes, one of three Bulldogs who calls Las Vegas home in addition to Robert Stanley and Nela Otukolo, attended Green Valley HS in the Las Vegas metro area.

→ UNLV has two players that call Fresno home, sophomore RB Charles Williams (Bullard HS) and redshirt freshman LB David Tate, Jr. (Edison HS).





One win and we're going bowling

Off to a 5-2 start in 2017, Fresno State can claim its first bowl bid since 2014 when the Bulldogs' were pit against Rice in the Hawai'i Bowl on Christmas Eve.

→ If Fresno State captures its sixth win on Saturday, Jeff Tedford will become the third coach in the history of the program to lead his team to a bowl game in his first year as the head coach of the Bulldogs - joining Tim DeRuyter (2012) and Alvin Pierson (1945).

Bringing 2002 to 2017

The 2017 'Dogs are starting to take a similar look, if not better, to Jeff Tedford's 2002 Cal squad that finished 7-5 in his first year as the head coach. That Cal program won one game in 2001, just like the Bulldogs did in 2016, going 1-11. Tedford left Cal as its all-time winningest coach in program history with 82 wins in his 11 seasons from 2002-12.

Tedford out to historic start with the 'Dogs

Jeff Tedford is the only the fourth head coach in program history to win five of his first seven games as head coach of the Bulldogs.

Coach	First year as HC	Record through 7 games	Game 8 Result
Tedford	2017	5-2	?
Rogers	1966	5-2	L
Van Galder	1952	6-1	L
Harris	1933	5-2	L

→ Tim DeRuyter, in 2012, owns the most wins for a first-year head coach with nine (was 4-3 after seven games). He is followed by Clark Van Galder who won eight (of 10 games played) in 1952.

Bulldogs show stubbornness to relinquish division leads

Fresno State, sits in first place of the West Division of the MW with a perfect 4-0 conference mark. Since joining the Mountain West in 2012, the Bulldogs have a 15-4 record when they've been on top of the conference or shared the lead.

2012 - 3-1 (shared MW regular season title)

2013 - 6-1 (won West Division & MW championship game)

2014 - 3-2 (won West Division & played in MW championship game)

2017 - 3-0

Protecting the House that Sweeney Built

Fresno State opened Bulldog Stadium in 1980, playing its last game of the season, defeating Montana State 21-14. The first full season of play, 1981, was Jeff Tedford's first season as a Bulldog and he started the winning tradition at Bulldog Stadium. To date, Fresno State has the 18th-best winning percentage among all FBS teams at their current home stadium.

School	Stadium Name (Opened)	Record	Winning %
1. Colorado State	Colorado State Stadium (2017)	3-0	1.000
2. Marshall	Joan C. Edwards Stadium (1991)	154-30	.837
3. Georgia Southern	Paulson Stadium (1984)	186-38	.830
4. Boise State	Albertsons Stadium (1970)	257-54	.8264
5. Alabama	Bryant-Denny Stadium (1929)	257-53-3	.8259
6. Oklahoma	Gaylord Family-Oklahoma Memorial Stadium (1923)	387-86-15	.808
7. Houston	TDECU Stadium (2014)	20-5	.800
8. Penn State	Beaver Stadium (1960)	283-72	.797
9. Auburn	Jordan-Hare Stadium (1939)	316-81-7	.791
10. Ohio State	Ohio Stadium (1922)	433-112-20	.784
11. Tennessee	Neyland Stadium (1921)	462-126-17	.778
12. BYU	LaVell Edwards Stadium (1964)	236-73	.764
13. Texas	Texas Memorial Stadium (1924)	370-112-10	.762
14. Michigan	Michigan Stadium (1927)	422-128-15	.7602
15. Nebraska	Memorial Stadium (1923)	415-127-13	.7595
16. Georgia	Sanford Stadium (1929)	343-106-9	.7587
17. Coastal Carolina	Brooks Stadium (2003)	66-21	.7586
18. Fresno State	Bulldog Stadium (1980)	171-54-2	.7577
19. Florida State	Doak Campbell Stadium (1950)	291-92-4	.7571
20. Appalachian State	Kidd Brewer Stadium (1962)	238-75-5	.756
21. USC	Los Angeles Memorial Coliseum (1923)	440-136-27	.752
22. Florida	Ben Hill Griffin Stadium (1930)	329-106-13	.749
23. Notre Dame	Notre Dame Stadium (1930)	340-114-5	.746
24. Louisville	Papa John's Cardinal Stadium (1998)	91-32	.740
25. Clemson	Memorial Stadium (1942)	292-102-7	.737

→ In three home games in 2017, Fresno State has outscored its opponent 145-21, averaging 48.3 points per game vs. 7.0 points per game allowed.

→ In three home games in 2017, Fresno State's opponents have yet to score in the first quarter and the third quarter.

QUICK FACTS

GENERAL INFORMATION:

Location.....	Fresno, Calif.
Founded.....	1911
Enrollment.....	24,500
President.....	Dr. Joseph I. Castro
Director of Athletics.....	Jim Bartko
Senior Woman Administrator.....	Carrie Coll
Colors.....	Red and Blue
Nickname.....	Bulldogs
Conference.....	Mountain West

TEAM HISTORY:

First Year of Football.....	1921
Seasons.....	95
All-Time Record.....	593-421-27
All-Time Home Record.....	372-173-14
All-Time Away Record.....	210-231-13
All-Time Neutral Record (not including bowl games).....	0-2
All-Time Bowl Record.....	11-15
All-Time Mountain West Games Only.....	25-19
Conference Championships.....	27
Last Conference Championship ...	2013-Mountain West
Bowl Appearances.....	26
Last Bowl.....	2014-Hawai'i Bowl
All-America Selections.....	117
First-Team All-Americans.....	18

STADIUM INFORMATION:

Name.....	Bulldog Stadium (41,031)
Surface.....	FieldTurf
Completed.....	1980 (Beginning 37th Full Season)
First Game.....	Nov. 25, 1980 vs. Montana State
Record in Stadium.....	171-54-2
Largest Crowd.....	42,881 (5x in 2001)
Number of 40,000-plus crowds.....	33
Last 40,000-plus crowd 9/13/14 vs. Nebraska (41,031)	
Press Box Phone.....	(559) 278-5959

TEAM INFORMATION:

2016 Overall Record.....	1-11
2016 Mountain West Record (Finish).....	0-8 (6th, west division)
2016 Bowl.....	Did not qualify
2016 Final Ranking.....	Unranked
Starters Returning/Lost.....	17/8
Offense: 9/2 Defense: 6/5 Special Teams: 2/1	
Lettermen Returning/Lost.....	37/21
Offense: 16/8 Defense: 18/11 Special Teams: 3/2	
Base Offense.....	Pro-Style
Base Defense.....	4-3





AROUND THE MOUNTAIN WEST

2017 MW Standings

Mountain Division	MW		Overall	
	W	L	W	L
Colorado State	4	0	6	2
Boise State	3	0	5	2
Wyoming	2	1	4	3
Utah State	2	2	4	4
Air Force	2	2	3	4
New Mexico	1	3	3	4

West Division	MW		Overall	
	W	L	W	L
Fresno State	4	0	5	2
San Diego State	2	2	6	2
Hawai'i	1	3	3	4
UNLV	1	3	2	5
Nevada	1	3	1	7
San Jose State	0	4	1	7

Mountain West Records

(Since Fresno State Joined MW in 2012)

	MW		Overall	
	W	L	W	L
Boise State	34	9	55	18
San Diego State	34	10	52	23
Colorado State	28	16	41	29
Fresno State	25	19	35	36
Air Force	23	20	39	32
Utah State	21	15	32	28
Nevada	19	25	31	40
Wyoming	18	25	27	41
New Mexico	16	28	30	40
San Jose State	14	23	20	36
UNLV	14	30	20	49
Hawai'i	9	35	20	50

* denotes team joined MW in 2013

Mountain West Records - Home Games only

(Since Fresno State Joined MW in 2012)

	Overall		
	W	L	Pct.
Boise State	31	4	.886
San Diego State	29	10	.744
Air Force	26	8	.765
Colorado State	23	9	.719
Utah State	20	8	.714
Fresno State	22	11	.667
Nevada	18	16	.529
Wyoming	19	16	.543
New Mexico	18	19	.486
San Jose State	12	13	.480
Hawai'i	16	21	.432
UNLV	14	22	.389

Defensive Turnaround

Fresno State's defense has performed well in its first season in the 4-3 defense that head coach Jeff Tedford and defensive coordinator Orlando Steinauer brought to Fresno State. The Bulldogs rank first in the Mountain West in scoring defense, total defense and are second in rushing defense while ranking third in passing defense. Here is a look at the Bulldogs' improvement on defense from last season.

Category	2016 -----		2017 -----	
	Stats	National Rank	Stats	National Rank
Rushing Yds/Game	247.4	123	115.7	18
Passing Yds/Game	167.7	5	189.7	28
Total Defense	415.1	68	305.4	17
Scoring Defense	30.9	83	17.6	17
Pass Efficiency Defense	143.29	105	121.15	51
Opp 3RD-DN Conversion	41.2	80	30.1	20
Sacks	14	117	17	38
Interceptions	5	117	7	44
Fumbles Recovered	4	116	7	20
Turnovers Gained	9	126	14	28
Turnover Margin	-0.75	117	1.14	10

Bulldog defense off to a historic start since conference play

Through the 'Dogs first four Mountain West games, the Fresno State defense has allowed a total of 34 points, including only 13 points over the last three games.

The most comparable defense in the last 30 years was in 1988 when Fresno State allowed just 35 points in their first four games of Big West action. The Bulldogs only allowed 52 points over seven conference game that season, winning the Big West title finishing with a 10-2 record and a win in Cal Bowl VIII.

Bulldog defense limits past two opponents to 3 points COMBINED

Making life extremely difficult for its opponents all season, the 'Dogs defense has been lights out the last two games allowing a single field goal - last Saturday at San Diego State.

→ It is the first time since the 1990 season (339 games) Fresno State has recorded back-to-back games without allowing a touchdown.

→ Fresno State leads the nation with 9-straight quarters without allowing a TD. The nearest team is TCU, who has kept its opponent out of the endzone for eight-straight quarters.

Locking down when it matters

When the Bulldogs have needed to get stops this season, they have been one of the stoutest in the Mountain West, ranking first in the league with an opposing third-down conversion rate of 30.1 percent (28-of-93), a stat which ranks No. 20 in the FBS. Incarnate Word went 3-of-16 on third down in the Bulldogs' opener, Fresno State stopped No. 1 Alabama six times (4-of-10) on third down and four times (3-of-7) at No. 6 Washington. The trend has continued since conference play has begun, holding Nevada to 5-of-17 and San Jose State to 5-of-13 on third down. New Mexico's option attack could do little against the Bulldogs defense either as the 'Dogs held the Lobos to just 2-of-14 on third down and SDSU 6-of-16.

→ When opponents have faced fourth downs, the Bulldogs' defense has been particularly stingy, holding opponents to an 18.2 percent (2-of-11) conversion rate which ranks No. 4 in the FBS. New Mexico was the last opponent to be held without a fourth-down conversion, with the second of two failed attempts coming on a fourth-quarter goal-line stand as the 'Dogs defense preserved its shutout.

→ No. 1 Alabama and San Diego State are the only teams to convert on a fourth-down attempt against the Bulldogs this season. The Crimson Tide's conversion came on a fourth-and-1 on its second possession of the game, a two-yard run from 6-2, 235-pound running back Bo Scarbrough. The Aztecs conversion came with less than five minutes remaining with the 'Dogs holding a 24-point lead.

→ With its opponents' low conversion rates, Fresno State has allowed 113 first downs this season which ranks No. 19 in the FBS and No. 1 in the MW.





Allison pegged Bulldogs' second MW Defensive Player of the Week in last three weeks

It had been since November 10, 2014 since Fresno State had a student-athlete named a Mountain West Player of the Week - LB Kyrie Wilson - when sophomore defensive back Juju Hughes was named the league's defensive player of the week after visiting San Jose State. Fellow sophomore Jeffrey Allison was named the MW DPOTW on Oct. 23 for his performance at San Diego State.

Stat Line: 10 tackles (9 solo), 1.0 TFLs, 1 forced fumble

- Apart of arguably the biggest play of the game, forcing the game's only turnover with a strip in the first quarter to halt San Diego State's 16-play, 83-yard opening drive.
- Led the Bulldogs in tackles with 10 (nine solo) – it was the third time this season Allison led the team in tackles.
- Stopped Rashaad Penny for a loss of two yards on second-and-2 during San Diego State's second drive, which led to a third-and-4, and an eventual punt by the Aztecs. The Bulldogs scored their first TD of the game on the ensuing possession.
- Member of a front-seven that limited Rashaad Penny to 69 yards and the Aztecs under 300 yards total offense – the third time the Bulldogs have kept a team under 300 this season.
- After allowing 83 yards on the opening possession, Allison and the defense allowed just 172 yards the rest of the way.

→ Having two players named MW Defensive Player of the Week over a three week stretch is the best run for Fresno State on that side of the ball since 2012 when Andy Jennings and Phillip Thomas were named the MW Defensive Players of the Week over back-to-back weeks (Oct. 1/Oct. 8).

→ With the two Bulldog sophomores named DPOTW in 2017, it ups Fresno State's total to eight all-time defensive player of the week selections. Overall, it is the 24th all-time selection.

Being opportunistic

Under first-year defensive coordinator Orlando Steinauer, a coach who had a reputation in the Canadian Football League for producing turnover-hungry defenses, Fresno State has already forced 14 turnovers through seven games, 12 of which have come during the last five games. The 'Dogs rank No. 28 in the FBS in turnovers gained, an increase of 98 spots from where they finished in 2016.

→ The Bulldogs 14 forced turnovers has already surpassed the team's 2016 total of nine.

→ Fresno State is currently on pace to surpass its turnovers gained total from each of the past four seasons (9 in 2016; 20 in 2015; 20 in 2014, 23 in 2013).

Creating havoc in the opposing backfield

At then-No. 6 Washington, Fresno State totaled 10 tackles for a loss, its most in a game since Nov. 29, 2014 versus Hawai'i when the team produced 11. In its two road games since facing the Huskies (San Jose State and San Diego State), the Bulldogs have produced two nine TFL games, their third and fourth games of the season with at least nine. Through seven games, the Bulldogs have totaled 51 TFLs, five shy of their 12-game total in 2016. The 'Dogs 7.3 TFLs per game rank No. 25 in the FBS and No. 2 in the MW in 2017.

→ Four of Fresno State's seven fumble recoveries have been from forced fumbles that have come in their opponents' backfield.

→ 19 Bulldogs have recorded at least a half tackle for a loss this season.

→ With a career-high three TFLs at San Diego State, senior Robert Stanley leads the team with six.

Getting defensive out of halftime

In third quarters this season, Fresno State is allowing an average of 57 yards and 2.4 points. The Bulldogs have kept four opponents without a score in the third, and have held three to 25 yards or less (Incarnate Word - 0, Nevada - 19, San Diego State - 25). Only one, New Mexico, managed over 100 yards (104), but the Lobos were kept off of the scoreboard.

→ On average, opponents are gaining just 18.7 percent of their total offense during the third quarter against the 'Dogs.

THE MOUNTAIN WEST

2017 MW Predicted Order of Finish (announced July 25)

West Division	1st-place votes	Points
1. San Diego State	28	168
2. Hawai'i	-	135
3. UNLV	-	105
4. Nevada	-	79
5. San Jose State	-	54
6. Fresno State	-	47

Mountain Division	1st-place votes	Points
1. Boise State	21	161
2. Colorado State	6	135
3. Wyoming	1	114
4. Air Force	-	82
5. New Mexico	-	68
6. Utah State	-	28

2017 Mountain West Football Preseason All-Conference Team

OFFENSE			
QB	Josh Allen**	Jr.	Wyoming
WR	Michael Gallup*	Sr.	Colorado State
WR	Devonte Boyd	Sr.	UNLV
RB	Rashaad Penny*	Sr.	San Diego State
RB	Tyrone Owens	Jr.	New Mexico
OL	Jake Bennett**	Sr.	Colorado State
OL	Austin Corbett**	Sr.	Nevada
OL	Dejon Allen**	Sr.	Hawai'i
OL	Aaron Jenkins	Jr.	New Mexico
OL	Mason Hampton	Sr.	Boise State
TE	David Wells**	Sr.	San Diego State
DEFENSE			
DL	David Moa*	Jr.	Boise State
DL	Malik Reed**	Jr.	Nevada
DL	Garrett Hughes*	Sr.	New Mexico
DL	Mike Hughes, Jr.	Sr.	UNLV
LB	Jahlani Tavai*	Jr.	Hawai'i
LB	Logan Wilson	So.	Wyoming
LB	Frank Ginda	Jr.	San José State
DB	Andrew Wingard*	Jr.	Wyoming
DB	Andre Chachere*	Sr.	San José State
DB	Tyler Horton	Jr.	Boise State
DB	Trayvon Henderson	Sr.	Hawai'i
SPECIALISTS			
P	Michael Carrizosa	Sr.	San José State
PK	John Baron II*	Jr.	San Diego State
RET	Rashaad Penny*	Sr.	San Diego State

Offensive Player of the Year:

Josh Allen, Jr., QB, Wyoming

Defensive Player of the Year:

Andrew Wingard, Jr., DB, Wyoming

Special Teams Player of the Year:

Rashaad Penny, Sr., KR, San Diego State

* - Member of the 2016 All-MW First Team

** - Member of the 2016 All-MWT Second Team





GAME-BY-GAME

2017 OFFENSE GAME-BY-GAME RUSHING

Game	Att.	Yds.	TD	Long
UIW	40	199	4	30
@ALA	22	58	0	15
@UW	31	119	0	19
NEV	38	192	1	19
@SJSU	51	212	3	15
UNM	36	227	2	57
@SDSU	38	199	3	26
UNLV				
BYU				
@UH				
@WYO				
BSU				

PASSING

Game	Passes	Yds.	TD	Long
UIW	23	414	4	65
@ALA	41	216	1	30
@UW	36	194	1	23
NEV	32	312	3	63
@SJSU	26	136	0	45
UNM	23	299	3	75
@SDSU	16	176	0	48
UNLV				
BYU				
@UH				
@WYO				
BSU				

2017 DEFENSE GAME-BY-GAME RUSHING DEFENSE

Game	Att.	Yds.	TD	Long
UIW	27	-30	0	11
@ALA	39	305	3	55
@UW	30	92	2	28
NEV	23	61	1	14
@SJSU	33	108	0	18
UNM	37	109	0	14
@SDSU	39	165	0	45
UNLV				
BYU				
@UH				
@WYO				
BSU				

PASSING DEFENSE

Game	Passes	Yds.	TD	Long
UIW	31	155	0	34
@ALA	27	192	2	24
@UW	28	328	4	73
NEV	31	253	2	40
@SJSU	26	97	1	16
UNM	30	213	0	44
@SDSU	23	90	0	13
UNLV				
BYU				
@UH				
@WYO				
BSU				

SACKS/TFLS

Game	Sacks	Yds.	TFL	Yds.
UIW	2	20	9.0	45
@ALA	1	8	4.0	19
@UW	1	6	10.0	25
NEV	3	23	5.0	31
@SJSU	4	24	9.0	33
UNM	2	8	5.0	15
@SDSU	4	27	9.0	42
UNLV				
BYU				
@UH				
@WYO				
BSU				

Leading the offense

Junior Marcus McMaryion has made the start at quarterback for the Bulldogs over the last four games - starting with the Mountain West opener vs. Nevada on Sept. 30. The transfer QB from Oregon State took over for sophomore Chason Virgil after Virgil started the first three games of the season.

→ QB Returners...

- Of the five quarterbacks on the Fresno State roster, Virgil is the only Bulldog in the group that was a member of the team a season ago. He has started 14 games in his career.

→ QB Newcomers...

- Marcus McMaryion joined the group late in fall camp, August 12, after transferring from Oregon State where he completed his undergraduate degree. The Dinuba, Calif. native played in 13 games as a Beaver, starting seven, while totaling 1,689 yards and 11 touchdowns. Last year, McMaryion started the last six games of the season which included back-to-back wins to end the year against Arizona and Oregon. He threw for 1,286 yards and 10 touchdowns in eight games on the year.

- Jorge Reyna, head coach Jeff Tedford's first commitment after taking the job, was the Metro League Offensive Player of the Year in 2016 after passing for 3,646 yards and 39 touchdowns at West Los Angeles College. He led all California junior colleges in completions, completion percentage and passing yards per game prior to joining the Bulldogs in the spring.

- The 'Dogs also added freshmen Kyle Lindquist and Brent Bailey to the depth chart

Valley leader

With junior quarterback Marcus McMaryion taking over the starting spot under center at the beginning of conference play, Fresno State's offense has been very efficient under the new signal caller while still taking its shots. Since taking over, McMaryion has averaged 226.6 passing yards per game and thrown five touchdowns to one interception with a 63.9 completion percentage.

→ Playing in all seven games this season, McMaryion has been one of the most efficient passers in the country, ranking No. 16 in the FBS and No. 1 in the MW with a 157.5 passer rating.

→ Even with the high efficiency rating, the Dinuba native has let the ball fly as he ranks No. 11 in the FBS and No. 1 in the MW in yards per attempt at 8.99 yards. He ranks No. 20 in the FBS and No. 3 in the MW in yards per completion at 13.76 yards.

→ McMaryion has produced 21 pass completions of 20-plus yards this season, including 10 of 30 or more yards.

Three-headed monster in the backfield

While true freshman Ronnie Rivers had started five of the Bulldogs' first six games this season, and had led the team with 344 yards and five touchdowns, it was next man up last Saturday at San Diego State as the running back was slowed by injury. Jordan Mims earned his second start of the season against the Aztecs and promptly ran left, right and up the middle on the home team's defense for a season-high 112 yards on 21 carries. Not to be outshined, sophomore Josh Hokit rushed for a season-best 77 yards and piled up three touchdowns.

→ Since averaging just 125 yards on the ground through the first three games, the Bulldogs have averaged 207.5 yards per game on the ground in conference play, with 180.8 yards coming from the trio.

→ While Rivers still leads the team in rushing, Mims is just nine behind him with 335 yards. A more punishing runner, Hokit has seen less carries than the freshmen but has accounted for 273 yards and a team-leading seven touchdowns.

→ With Hokit's three touchdowns at SDSU, he became the first Bulldog to score three rushing TDs in a game since Ryan Mathews performed the feat on Dec. 5, 2009 against Illinois.





Experience paying off for offensive line

With 65 career starts along the offensive line entering the season, Fresno State has allowed just five sacks through seven games in 2017. The 0.71 sacks allowed per game ranks No. 8 in the FBS and No. 2 in the MW. Ranking 96th with 2.58 allowed per game in 2016, this year's group which features only one first-time starter has held up against two team's which ranked in the top 20 in 2016 in sacks.

SEASON STARTS BY POSITION - OFFENSIVE LINE (ACTIVE PLAYERS)			
	2017	2016	2015
Left Tackle	Christian Cronk (7)	Christian Cronk (12)	
Left Guard	Netane Muti (7)	Aaron Mitchell (4) Logan Hughes (5)	Aaron Mitchell (12)
Center	Aaron Mitchell (7)	Aaron Mitchell (8)	
Right Guard	Micah St. Andrew (7)	Micah St. Andrew (12)	Micah St. Andrew (5)
Right Tackle	David Patterson (7)	David Patterson (12)	

- Of the seven teams ahead of the 'Dogs, two feature a triple-option offense (Army, Navy) which allows for less opportunities to give up sacks.
- The 'Dogs have allowed more than one sack in a game just once this season (Alabama).
- Fresno State has kept three opponents without a sack this season, and have allowed just one in its last three games.

Continuing to push forward

At San Diego State last weekend, Fresno State did not allow a tackle for loss for the first time since traveling to Nebraska on September 10, 2011. During the last two weeks, the Bulldogs have allowed just one TFL.

- The Bulldogs rank No. 6 with 3.43 TFLs allowed per game.
- Twenty of Fresno State's 24 allowed TFLs came during the team's first four games, games that included trips to No. 1 Alabama and then-No. 6 Washington.

Taking care of the ball

After committing three turnovers against Nevada, Fresno State has committed one turnover in the last three games. Since the 'Dogs joined the Mountain West, Fresno State has had no more than four games in a season without committing a turnover.

- The Bulldogs rank No. 9 in the FBS and No. 1 in the MW with six turnovers lost.
- The six turnovers lost is the lowest total for the Bulldogs through seven games dating back to 1991 when the 'Dogs also committed six turnovers. Like this season, the 1991 team also threw three interceptions and lost three fumbles through its first seven games.

Tedford's MW start beginning to rival 2006 Cal team

Only once in Tedford's 11 years at Cal did the Golden Bears start Pac-10/Pac-12 play 4-0 or better as that came in 2006 when Cal started conference play 6-0.

Led by eventual first-round selection Marshawn Lynch rushing the ball, the Golden Bears tied with USC for the Pac-10 regular season title with a 7-2 mark as Cal finished the season 10-3 overall and ranked No. 14 in the nation.

Bulldog shutouts

With its shutout of New Mexico on Oct. 14, Fresno State secured its second of the season. It is the 30th time in program history that the Bulldogs have recorded multiple shutouts in a season, and only third time during the modern era (1976, 1988, 2017).

- The 38-0 defeat of the Lobos was the first shutout for the Bulldogs in the Mountain West, and most points scored in a shutout of a conference opponent since scoring 42 against SMU on Oct. 30, 2004.
- The 1988 team holds the most shutouts in the modern era with three, while the 1942 team holds the program record with seven.
- Fresno State has posted two shutouts in a season 15 times.
- The 104 points the Bulldogs have scored during their two shutouts is the highest in program history in a two-shutout season.

LAST YEAR IN REVIEW...

FRESNO STATE AT UNLV

Game Info:

Saturday, Oct. 1, 2016
Sam Boyd Stadium • Las Vegas, Nev.
Attendance: 17,811

Score by Quarters:

	1	2	3	4	FINAL
Fresno St.	0	7	10	3	20
UNLV	0	21	10	14	45

SCORING SUMMARY

(Third line: drive, TOP, Score FS-LV)

LV 2nd 10:11	
THOMAS 1 yd run (PANTELIS kick)	
14-70 5:55 0-7	
FS 2nd 08:40	
PECK 15 yd pass from VIRGIL (KROENING kick)	
4-76 1:25 7-7	
LV 2nd 05:44	
WILLIAMS 5 yd run (PANTELIS kick)	
7-69 2:46 7-14	
LV 2nd 02:56	
TROSCCLAIR 61 yd pass from SNEED (PANTELIS kick)	
2-67 0:27 7-21	
FS 3rd 08:39	
KROENING 42 yd field goal	
9-52 4:22 10-21	
LV 3rd 07:38	
SNEED 91 yd run (PANTELIS kick)	
3-90 1:01 10-28	
LV 3rd 01:40	
PANTELIS 38 yd field goal	
9-54 4:41 10-31	
FS 3rd 01:17	
PECK 80 yd pass from VIRGIL (KROENING kick)	
1-80 0:14 17-31	
FS 4th 11:17	
KROENING 47 yd field goal	
10-38 3:35 20-31	
LV 4th 02:29	
GREENE 9 yd run (PANTELIS kick)	
3-56 1:08 20-38	
LV 4th 01:32	
GREENE 16 yd run (PANTELIS kick)	
2-24 0:17 20-45	

TEAM STATS

	Fresno St.	UNLV
First Downs	15	19
Rushing Att-Yards	32-64	54-364
Passing Cmp-Att-Yds	16-45-296	8-16-129
Total Plays-Yards	77-360	70-493
Fumbles-Lost	1-0	2-0
Penalties-Yards	6-50	4-45
Punts-Yards	8-334	7-275
Average	41.8	39.3
Net	39.1	34.3
Punt Returns (#-Yds-TD)	3-15-0	1-1-0
Kickoff Returns (#-Yds-TD)	6-124-0	4-86-0
Interceptions-Yards-TD	0-0-0	1-59-0
Fumble Ret-Yards-TD	0-0-0	0-0-0
Time of Possession	27:43	32:17
3rd Downs	7-of-20	7-of-15
4th Downs	0-of-2	0-of-0
Sacks By	0-0	2-20

INDIVIDUAL LEADERS

Rushing (att-yds-TD):

FS - Dontel James (18-53-0)
LV - Charles Williams (18-153-1)

Passing (cmp-att-int-yds-TD):

FS - Chason Virgil (16-45-1-296-2)
LV - Dalton Sneed (8-16-0-129-1)

Receiving Yards (no-yds-TD):

FS - Aaron Peck (5-194-2)
LV - Devonte Boyd (3-46-0)

Defense (ST-AT-TT-TFL-Sack):

FS - Jeff Camilli (6-4-10-1.0-0.0)
LV - Tau Lotulelei (6-4-10-2.0-1.0)

Interceptions (no-yds-TD):

FS - None
LV - Darius Mouton (1-59-0)





A positive omen?

With last weekend's win over San Diego State, Fresno State opened conference play 4-0 for the first time since 2013. Dating back to 1977, the Bulldogs have now started their conference slate 4-0 nine times, with only four coming during the last 25 years.

→ During the previous eight occurrences, Fresno State has won its conference championship six times, finishing with at least nine wins each of those six seasons. The Bulldogs finished with 11 wins in four of those seasons.

→ When starting 4-0 in conference play since 1977, Fresno State has finished with no more than two conference losses in a season. Finishing with two or less this season would place the 'Dogs in the Mountain Championships game.

4-0 start	F. Record	Placed
1977:	9-2, 4-0	PCAA champ
1982:	11-1, 6-0	PCAA champ
1985:	11-0-1, 7-0	PCAA champ
1988:	10-2, 7-0	Big West champ
1989:	11-1, 7-0	Big West champ
2005:	8-5, 6-2	2nd WAC
2007:	9-4, 6-2	3rd WAC
2013:	11-2, 7-1	MW champ
2017:	5-2, 4-0	?

Ball hawk

Since moving into the starting lineup two weeks ago against New Mexico, free safety Mike Bell has been all over the field creating one big play after another by just being in the right place at the right time. The 6-foot-3 sophomore has been in on all three of the Bulldogs' take-aways during the past two games, intercepting a pass, forcing a fumble and recovering a fumble to go along with 12 tackles and three pass breakups.

→ Bell ranks No. 7 in the FBS and No. 2 in the MW with two recovered fumbles.

Consistency is key

Since their respective redshirt freshman seasons, both in 2015, juniors KeeSean Johnson and Jamire Jordan have been steady pass catchers for Bulldog quarterbacks. Both wide outs have one career game without a catch - Johnson's zero catch game was his second career game (at Ole Miss in 2015) while Jordan went without a catch in a game for the first time in his career on Sept. 16 at Washington.

→ Johnson, with 29 consecutive games with at least one reception, is among a group of 19 individuals in the nation that carries a streak more than 25 games. Jordan's streak came to a halt after 26 consecutive games with at least one catch, which started in his collegiate debut on Sept. 3, 2015.

→ The Bulldogs are the only Mountain West team with two returning receivers (Johnson and Jordan) that had more than 45 catches last season.

2017 ACTIVE STREAK OF CONSECUTIVE GAMES WITH A RECEPTION

Player, School	Games
Allen Lazard, Iowa State	42
James Washington, Oklahoma State	39
Calvin Ridley, Alabama	38
Ryan Yurachek, Marshall	36
Jaylen Samuels, NC State	35
Phil Mayhue, Memphis	35
Christian Kirk, Texas A&M	33
Anthony Miller, Memphis	32
Courtland Sutton, SMU	31
Richie James, Middle Tennessee	31
Cody Thompson, Toledo	30
Deon Cain, Clemson	30
Jalen McCleskey, Oklahoma State	29
Emanuel Thompson, Troy	29
KeeSean Johnson, Fresno State	29
Jonathan Duhart, Old Dominion	28
D.J. Moore, Maryland	28
Malik Turner, Illinois	27
Matt VandeBerg, Iowa	26

Walking the talk

Junior wide receiver KeeSean Johnson entered the season as a Biletnikoff Award watch lister and traveled to Mountain West media days to represent Fresno State's offense. Highly touted during the preseason, Johnson has backed up that talk with production on the field over the first half of the season,

WHERE K. JOHNSON RANKS...

Receptions per game - 5.29: 46th FBS, 5th MW
Total Receiving yards - 534 yards: 49th FBS, 6th MW
Receiving yards per game - 76.3: 41st FBS, 5th MW
Receiving TDs - 4: 57th FBS, 5th MW

leading the team with 37 catches, 534 receiving yards and four touchdowns. The Palo Alto, California native manufactured team bests in receptions in five of seven games – hauling in 5.29 receptions per game. Johnson has busted 100 yards three times and has done so twice in the last four games after entering the season with one 100-yard game on his resume.

This N' That

- Fresno State is 4-0 in Mountain West play for the first time since 2013.
- Fresno State is plus-8 in turnover margin, ranking 10th in the FBS (and second in the MW to Wyoming's nation's ninth-best plus-9).
- Marcus McMaryion ranks first in the MW and 16th in the FBS in pass efficiency (157.5).
- Marcus McMaryion opened the first half vs. San Diego State 7-of-10 for 103 yards. In the first half of McMaryion's first four games as a starter he is 48-of-62 for 724 yards five TDs and zero INTs.
- Middle linebacker Jeffrey Allison leads the team with 58 tackles. His 8.3 tackles per game ranks 11th-best in the conference. His 5.4 solo tackles per game ranks 25th in the FBS. Allison recorded 21 tackles as a true freshman in 12 games a season ago.

Classroom Excellence

On July 18, three Bulldog football student-athletes were named Mountain West Scholar-Athlete from the 2016-17 academic year. MW scholar-athletes must a 3.5 cumulative grade point average or better.

LB Jeffrey Allison – Criminology (Law Enforcement)

TE Kyle Hendrickson – MCJ (Public Relations)

LB Trent Soechting – Construction Management

→ Two Bulldogs enter 2017 with bachelor's degrees: K Jimmy Camacho and DT Nathan Madsen.





Return to roots

Did you know Jeff Tedford is one of 21 head coaches to be at the helm of his alma mater?

Head Coach	Alma Mater	Head Coach	Alma Mater
John Bonamego	Central Michigan	Mike Neu	Ball State
Troy Calhoun	Air Force	Barry Odom	Missouri
Paul Chryst	Wisconsin	Mark Richt	Miami
Pat Fitzgerald	Northwestern	Nick Rolovich	Hawaii
Mike Gundy	Oklahoma State	Scott Satterfield	Appalachian State
Jim Harbaugh	Michigan	David Shaw	Stanford
Bryan Harsin	Boise State	Kalani Sitake	BYU
Paul Haynes	Kent State	Kirby Smart	Georgia
Kliff Kingsbury	Texas Tech	Jeff Tedford	Fresno State
Sean Kugler	UTEP	Matt Wells	Utah State
Tim Lester	Western Michigan		

Dogs with NFL Ties

When it comes to NFL lineage, 10 current Bulldogs have at least one relative who either played in or is currently playing in the NFL. Two 'Dogs, Austin Harper and Leavel Tatum III, each have two family members who have spent time in the league. The 12 players have combined for seven Pro Bowl selections and one All-Pro honor.

Markus Boyer – Mark Boyer (father) 8 seasons
 Austin Harper – T.J. Ward (cousin) 7 seasons, Terron Ward (cousin) 2 seasons
 Kyle Hendrickson – Steve Hendrickson (father) 7 seasons
 Keiti Iakopo – Kelly Talavou (cousin) 3 seasons
 Ronnie Manning – Ricky Manning (uncle) 7 seasons
 Talalemotu Mauga – Josh Mauga (brother) 7 seasons
 Ka'Lonn Milton – Kevin Hardy (uncle) 9 seasons
 Ronnie Rivers – Ron Rivers (father) 7 seasons
 Robert Stanley – Ronnie Stanley (brother) 1 season
 Leavel Tatum III – Jack Tatum (uncle) 10 seasons, Vestee Jackson (uncle) 8 seasons

Bulldogs in the NFL

Ten former 'Dogs are currently on active NFL rosters and here is a quick look at how each performed in Week 7.

Davante Adams, WR, Packers - Adams had two receptions for 12 yards in the Packers' 26-17 loss at home against the New Orleans Saints.

Derek Carr, QB, Raiders - Carr helped engineer a fourth quarter comeback in the Raiders' 31-30 win over the Kansas City Chiefs on Thursday Night Football finishing 29-of-52 for 417 yards (second-most in his career) and three touchdowns, including the game-winning touchdown pass to Michael Crabtree on the game's final play.

Chris Carter, LB, Redskins - Carter plays on Monday Night Football as the Redskins travel to the Philadelphia Eagles.

Tyler Davison, DT, Saints - Davison recorded one solo tackle in the Saints' 26-17 win on the road at the Green Bay Packers.

Bryce Harris, OT, Saints - Harris was re-signed by the Saints on Oct. 13 after appearing in two games with the club earlier this season.

Ben Jacobs, LB, Panthers - Saw action for a seventh straight week in the Panthers' 17-3 loss at the Chicago Bears.

Curtis Riley, DB, Titans - Riley played in his sixth game this season as the Titans' won 12-9 in overtime at the Cleveland Browns.

Derron Smith, DB, Bengals - Smith was inactive for the Bengals' 29-14 loss at Pittsburgh.

Charles Washington, Lions - Washington and the Lions were on their bye week and are back in action on Oct. 29 hosting the Steelers.

Kenny Wiggins, OL, Chargers - Started at right guard in the Chargers' third straight win as Los Angeles shut out the Denver Broncos 21-0 at home.

FRESNO STATE FBS RANKINGS

3rd Down Conversion Pct (129 ranked)	108
3rd Down Conversion Pct Defense (129 ranked)	20
4th Down Conversion Pct (128 ranked)	10
4th Down Conversion Pct Defense (129 ranked)	4
Completion Percentage (129 ranked)	35
Fewest Penalties (129 ranked)	20
Fewest Penalties Per Game (129 ranked)	21
Fewest Penalty Yards (129 ranked)	24
Fewest Penalty Yards Per Game (129 ranked)	25
First Downs Defense (129 ranked)	19
First Downs Offense (129 ranked)	98
Fumbles Lost (129 ranked)	19
Fumbles Recovered (126 ranked)	20
Kickoff Return Defense (129 ranked)	21
Kickoff Returns (129 ranked)	43
Net Punting (129 ranked)	119
Passes Had Intercepted (129 ranked)	11
Passes Intercepted (127 ranked)	44
Passing Offense (129 ranked)	51
Passing Yards Allowed (129 ranked)	28
Passing Yards per Completion (129 ranked)	43
Punt Return Defense (129 ranked)	126
Punt Returns (129 ranked)	50
Red Zone Defense (128 ranked)	35
Red Zone Offense (129 ranked)	52
Rushing Defense (129 ranked)	18
Rushing Offense (129 ranked)	58
Sacks Allowed (129 ranked)	8
Scoring Defense (129 ranked)	17
Scoring Offense (129 ranked)	44
Tackles for Loss Allowed (129 ranked)	6
Team Passing Efficiency (129 ranked)	31
Team Passing Efficiency Defense (129 ranked)	51
Team Sacks (129 ranked)	38
Team Tackles for Loss (129 ranked)	25
Time of Possession (129 ranked)	26
Total Defense (129 ranked)	17
Total Offense (129 ranked)	52
Turnover Margin (128 ranked)	10
Turnovers Gained (129 ranked)	28
Turnovers Lost (129 ranked)	9

UNLV FBS RANKINGS

3rd Down Conversion Pct (129 ranked)	77
3rd Down Conversion Pct Defense (129 ranked)	114
4th Down Conversion Pct (128 ranked)	58
4th Down Conversion Pct Defense (129 ranked)	100
Completion Percentage (129 ranked)	119
Fewest Penalties (129 ranked)	37
Fewest Penalties Per Game (129 ranked)	41
Fewest Penalty Yards (129 ranked)	36
Fewest Penalty Yards Per Game (129 ranked)	37
First Downs Defense (129 ranked)	122
First Downs Offense (129 ranked)	86
Fumbles Lost (129 ranked)	62
Fumbles Recovered (126 ranked)	3
Kickoff Return Defense (129 ranked)	75
Kickoff Returns (129 ranked)	121
Net Punting (129 ranked)	129
Passes Had Intercepted (129 ranked)	63
Passes Intercepted (127 ranked)	78
Passing Offense (129 ranked)	116
Passing Yards Allowed (129 ranked)	97
Passing Yards per Completion (129 ranked)	22
Punt Return Defense (129 ranked)	124
Punt Returns (129 ranked)	46
Red Zone Defense (128 ranked)	42
Red Zone Offense (129 ranked)	35
Rushing Defense (129 ranked)	123
Rushing Offense (129 ranked)	11
Sacks Allowed (129 ranked)	59
Scoring Defense (129 ranked)	111
Scoring Offense (129 ranked)	52
Tackles for Loss Allowed (129 ranked)	25
Team Passing Efficiency (129 ranked)	109
Team Passing Efficiency Defense (129 ranked)	108
Team Sacks (129 ranked)	125
Team Tackles for Loss (129 ranked)	100
Time of Possession (129 ranked)	58
Total Defense (129 ranked)	122
Total Offense (129 ranked)	48
Turnover Margin (128 ranked)	33
Turnovers Gained (129 ranked)	17
Turnovers Lost (129 ranked)	61





Shutting down the run

During the last two seasons, Fresno State had allowed 234.7 and 247.4 yards rushing per game, averages that ranked 116th and 123rd overall in the FBS and were the program's worst during the last quarter century. With a new defensive staff in place in 2017 and a shift from a 3-4 to a 4-3, the Bulldogs are allowing just 115.7 yards per game on the ground, their lowest during that same time span.

→ Fresno State has allowed only two opponents this season to rush for more than 110 yards, No. 1 Alabama. The Crimson Tide, which rank No. 7 in the FBS in rushing offense, and third among non-triple option offenses, ran for 305 yards on the 'Dogs, and San Diego State which entered the game with one of the nation's leading rushers in Rashaad Penny.

→ Fresno State has faced three running backs (Damien Harris, Myles Gaskin, Tyrone Owens) this season who ran for over 1,000 yards in 2016, none have gained over 100 yards on the 'Dogs. Last weekend, Rashaad Penny entered the game with 1,046 yards on the year, but was held to just 69.

They played who back-to-back ?

Fresno State played back-to-back games during nonconference action against teams that played in the College Football Playoff in 2016, at Alabama and at Washington. The Bulldogs traveled to Tuscaloosa on Sept. 9 for a contest at No. 1 Alabama and fell 41-10, and the following weekend, in Seattle on Sept. 16, fell 48-16 to No. 6 Washington. Looking back on teams' previous schedules since the CFP started, it can be argued that no Group of 5 team has faced a tougher schedule in that time. In the three years of the CFP, there have only been three other teams that have had to face two reigning CFP programs in the same season - Auburn (SEC), Florida (SEC) and Florida State (ACC).

Fresno State
2017—at Alabama, at Washington
Florida State
2017—at Clemson, vs. Alabama
Florida
2015—Florida State, vs. Alabama
Auburn
2017—at Clemson, Alabama
2016—Clemson, at Alabama

→ The Bulldogs' matchups with then-ranked No. 1 Alabama (week 2 rankings) and then-ranked No. 6 Washington (week 3 rankings) marked the first time in program history Fresno State played Top 10 opponents in back-to-back weeks. It was the third time in a season that Fresno State played two teams in the top 10 in the same season. The 'Dogs hosted No. 10 Wisconsin and went to No. 8 Boise State in 2008 and traveled to No. 10 Nebraska and hosted No. 5 Boise State in 2011.

Fresno State vs. No. 1 ranked teams

The Bulldogs faced the nation's No. 1-ranked team for the third time in the program's history on Sept. 9. The Alabama Crimson Tide defeated Fresno State 41-10 in front of 101,127 fans at Bryant-Denny Stadium and dropped to 0-3 all-time against top-ranked teams. The two previous occasions were against USC in 2005, falling 50-42, and against Oklahoma in 2003, dropping that contest 52-28. Interestingly enough, those two seasons (2003/2005) are also the only times that Fresno State has played the eventual Heisman Trophy winner in a season as OU quarterback Jason White picked up the hardware in 2003 and USC running back Reggie Bush took home the award in 2005.

Fresno State honors Derek Carr

At Fresno State's season opener, Derek Carr was in attendance to have his jersey retired - becoming the seventh person in the 95-year history of the program. He joins the likes of his brother David Carr, as well as Trent Dilfer, Henry Ellard, Dale Messer, Vince Petrucci and Kevin Sweeney. His brother David, and family, was in attendance as well as Fresno State alum and close friend Paul George for the celebration.

→ Fresno State is the only school that can claim selections for the NFL Pro Bowl (Derek Carr), NBA All-Star Game (Paul George) and MLB All-Star Game (Aaron Judge) from the last calendar year.

First time participation/true freshmen starters

→ Thirty-four Bulldogs have seen their first game action while at Fresno State this season.

→ 14 players have seen their first career starts in a Bulldog uniform this season.

→ 17 freshmen have seen action for the first time, including seven true freshmen.

First Time Starters

1. RB Ronnie Rivers (Fr.)
2. RB Jordan Mims (Fr.)
3. DT Kevin Atkins (RFr.)
4. OL Netane Muti (RFr.)
5. DB Juju Hughes (So.)
6. DB Jaron Bryant (So.)
7. TE Jared Rice (So.)
8. LB Jeffrey Allison (So.)
9. LB George Helmuth (Jr.)
10. QB Marcus McMaryion (Jr.)
11. RB Dejonte O'Neal (Jr.)

12. WR Namani Parker (Jr.)

13. LB Justin Green (Sr.)
14. DB Johnny Johnson Jr. (Sr.)

First Game Action

1. LB Richard Cage (Fr.)
2. DE Damien DeGruy (Fr.)
3. RB Jordan Mims (Fr.)
4. DB Arron Mosby (Fr.)
5. RB Ronnie Rivers (Fr.)
6. OL Syrus Tuitele (Fr.)
7. OL Quireo Woodley (Fr.)
8. DT Kevin Atkins (RFr.)

9. TE Donte Coleman (RFr.)
10. LB Tainoa Foster (RFr.)
11. DB Kenny Gagnon (RFr.)
12. DE Kevin Jeanniton (RFr.)
13. RB Saevion Johnson (RFr.)
14. OL Netane Muti (RFr.)
15. RB Deonte Perry (RFr.)
16. LS Jacob Westberry (RFr.)
17. LB Andrew Wright (RFr.)
18. WR Derrion Grim (So.)
19. DT Keiti Iakopo (So.)
20. DB Ka'Lonn Milton (RSo.)
21. OL Markus Boyer (Jr.)

22. WR Brian Burt (Jr.)
23. DB Sherman Coleman Jr. (Jr.)
24. WR Anthony Grayson (Jr.)
25. TE Gunner Javernick (Jr.)
26. DE Kwami Jones (Jr.)
27. LB Kesomi Mafi (Jr.)
28. DB Maamaloa Mafi (Jr.)
29. QB Marcus McMaryion (Jr.)
30. DE Emeka Ndoh (Jr.)
31. WR Namani Parker (Jr.)
32. OL Shane Game (RJR.)
33. DB Johnny Johnson Jr. (Sr.)
34. DB Ronnie Manning (Sr.)





JEFF TEDFORD

HEAD COACH**1ST SEASON | FRESNO STATE (1992)**

Jeff Tedford, 55, was named the 19th head football coach in Fresno State history on Nov. 10, 2016 and was introduced to the Red Wave by Director of Athletics Jim Bartko at a press conference on Nov. 11, 2016.

Tedford, a former Bulldog quarterback and Fresno State assistant coach, returned to the Valley after holding the position of offensive consultant for the Washington Huskies – a 2016 College Football Playoff team.

Tedford assumed the role of acting head coach on Nov. 27, following the conclusion of the 2016 season as interim head coach Eric Kiesau carried out his duties for the remaining two games following Tedford's introduction.

Tedford, who is a proven winner on the West Coast, comes to the Valley with 11 years of head coaching experience at the Division I level – having led the California Golden Bears to 82 wins from 2002-2012. He left as the school's all-time winningest coach.

Tedford's ties to the Valley and Fresno State run deep. He played quarterback at Fresno State in 1981-82 under Jim Sweeney and coached at Fresno State under Sweeney from 1987-88 and 1992-96, and under a then-first-year head coach Pat Hill in 1997.

Tedford's coaching career started at Fresno State, volunteering as an assistant for the 1987-88 seasons, from there he picked up his first full-time position as an assistant for the Calgary Stampeders of the Canadian Football League – a familiar league in which he played quarterback for six seasons after his collegiate career at Fresno State.

He returned to Fresno State in 1992 as the quarterbacks coach and served as the offensive coordinator for the

Bulldogs over the ensuing five seasons.

Tedford held the same position at Oregon (1998-2001) before he became the head coach at Cal. He was named the Pac-10 coach of the year twice, led the Golden Bears to a school record seven consecutive bowl games and to a conference title in 2006.

Following Tedford's stint at Cal, he moved on to the NFL in 2014 as the Tampa Bay Buccaneers' offensive coordinator. The stop did not last long due to health issues during the preseason that evolved into an indefinite leave of absence which resulted in the two sides mutually agreeing to part ways.

Tedford made his return to the CFL in 2015 as he was named the head coach of the B.C. Lions. At the conclusion of the season, Tedford elected to exercise an option in his contract to resign and pursue opportunities in college football.

Tedford made his return to college football as an offensive consultant for the Washington Huskies under head coach Chris Peterson in 2016. A relationship rekindled after their time together as assistants at Oregon under then-coach Mike Bellotti. Washington's staff also included associate head coach Bob Gregory, who served as Tedford's defensive coordinator at Cal for eight seasons.

Tedford graduated from Warren High School in Downey and attended Cerritos Junior College for two seasons before becoming the Bulldogs' quarterback in 1981.

He and his wife Donna have two children, Taylor and Quinn.

**COACHING EXPERIENCE****Fresno State (2016-Pres.)**

- Head Coach

Washington (2016)

- Offensive Consultant

B.C. Lions-CFL (2015)

- Head Coach

Tampa Bay Bucs-NFL (2014)

- Offensive Coordinator

California (2002-12)

- Head Coach

Oregon (1998-01)

- Offensive Coordinator

Fresno State (1992-97)

- Offensive Coordinator/
Assistant Coach (QBs)

Calgary-CFL (1989-91)

- Offensive Assistant

Fresno State (1987-88)

- Volunteer Assistant Coach

Fresno State Assistant Coaches**Offense**

Kalen DeBoer
Offensive Coordinator
1st Season at FS



Jamie Christian
Running Backs/
Special Teams Coordinator/
1st Season at FS



Ryan Grubb
Offensive Line/
Run Game Coordinator/
1st Season at FS



Kirby Moore
Wide Receivers
1st Season at FS




Scott Thompson
Tight Ends
1st Season at FS



D.J. Harper
Graduate Assistant
1st Season at FS



Dylan Chmura
Graduate Assistant
1st Season at FS



Brad Vonnahme
Analyst
1st Season at FS

Defense

Orlando Steinauer
Defensive Coordinator
1st Season at FS



Jamar Cain
Defensive Line
1st Season at FS



Bert Watts
Linebackers
1st Season at FS



J.D. Williams
Defensive Backs
1st Season at FS



Matt Lea
Graduate Assistant
1st Season at FS



C.J. McGorisk
Graduate Assistant
1st Season at FS

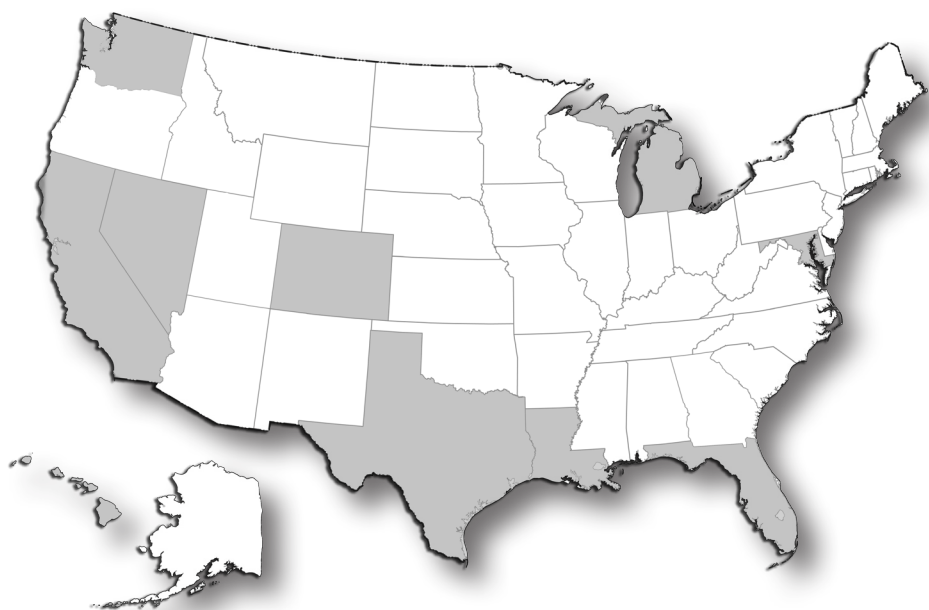


Lucus Gingod
Analyst
1st Season at FS





GEOGRAPHICAL ROSTER

**CALIFORNIA (80)**

Bakersfield:	Chris Coleman
Brentwood:	Ronnie Rivers
Buena Park:	Andrew Wright
Canoga Park:	Deonte Perry
Carson:	Zelan Tupuola
Chico:	Kyle Lindquist
	Syrus Tuitele
Chino:	Shane Gama
Clovis:	Clayton Alexander
	Josh Hokit
	Tanner Rice
Compton:	Wylan Free
Concord:	Alex Cruz
Corona:	Richard Cage
Dinuba:	Marcus McMaryion
Downey:	Jorge Reyna
Durham:	Cody Pound
East Palo Alto:	Jordan Mims
Escondido:	Kyle Hendrickson
Eureka:	Nathan Madsen
Fountain Valley:	Asa Fuller
Fremont:	Ryan Popolizio
Fresno:	Brent Bailey
	Frank Dalena
	Jasad Haynes
	George Helmuth
	Kevin Jeanniton
	Johnny Johnson, Jr.
	Ronnie Manning
	Ka'Lonn Milton
	Dejonte O'Neal
	Michiah Quick
	Kyle Riddering
	Leevel Tatum III

Hanford:	Juju Hughes
Huntington Beach:	Markus Boyer
	Keiti Iakopo
Inglewood:	Patrick Elima-Jeune
Irvine:	David Patterson
La Puente:	Chris Gaston
La Quinta:	Kenny Gagnon
Lancaster:	Jamire Jordan
Long Beach:	Matt Smith
Los Angeles:	Justin Allen
Modesto:	Chris Brown
	Jackson Finch
	Jared Rice
	Justin Rice
Monrovia:	Blake Cusick
	DeShawn Potts
Moorpark:	Zane Pope
Moreno Valley:	Mike Bell
Murrieta:	Kevin Atkins
	Messiah Tyler
	Quireo Woodley
Oak Park:	Justin Green
Oakland:	Austin Harper
	Kesomi Mafi
	Maamaloa Mafi
	Kevin Parker
Oceanside:	Christian Cronk
Oxnard:	Daniel Moraga
Palo Alto:	KeeSean Johnson
Perris:	Jimmy Camacho
	Stephen Van Hook
Petaluma:	Chantz Russell
Redlands:	Anthony Grayson
Reedley:	Emeka Ndoh
Rialto:	Micah St. Andrew
Roseville:	Namani Parker

Sacramento:	Nick Aibuedefe
	David Tangipa
San Diego:	Aaron Mitchell
San Jose:	Kody Kroening
San Mateo:	Kwami Jones
Sanger:	Arron Mosby
Stockton:	Derrion Grim
Tulare:	Romello Harris
Vacaville:	Mykal Walker
	Patrick Williams, Jr.

COLORADO (1)

Canon City:	Gunner Javernick
-------------	------------------

FLORIDA (3)

Bradenton:	Jacob Westberry
Miami:	Jeffrey Allison
North Miami Beach:	Patrick Belony

HAWAII (2)

Honolulu:	Tainoa Foster
Wahiawa:	Netane Muti

LOUISIANA (1)

New Orleans:	Damien DeGruy
--------------	---------------

MARYLAND (1)

Annapolis:	Malik Forrester
------------	-----------------

MICHIGAN (1)

Muskegon Heights:	Da'Mari Scott
-------------------	---------------

NEVADA (4)

Fallon:	Talaemotu Mauga
Las Vegas:	Logan Hughes
	Nela Otukolo
	Robert Stanley

TEXAS (9)

Austin:	James Bailey
Fort Worth:	Jaron Bryant
Galena Park:	Tank Kelly
Houston:	Sherman Coleman, Jr.
Katy:	Trent Soechting
Mesquite:	Donte Coleman
	Chason Virgil
Missouri City:	Tobenna Okeke
Pearland:	Saevion Johnson

WASHINGTON (1)

East Wenatchee:	Brian Burt
-----------------	------------

CANADA (2)

Toronto (Ontario):	Matt Boateng
Victoria (B.C.):	Donate Bull





ALPHABETICAL ROSTER

79	Nick Aibuedefe	OL
40	Clayton Alexander	TE
13	Justin Allen	WR
9	Jeffrey Allison	LB
90	Kevin Atkins	DT
19	Brent Bailey	QB
7	James Bailey	LB
4	Mike Bell	DB
94	Patrick Belony	DT
26	Matt Boateng	DB
51	Markus Boyer	OL
35	Chris Brown	DB
14	Jaron Bryant	DB
72	Dontae Bull	OL
26	Brian Burt	WR
36	Jimmy Camacho	K
42	Richard Cage	LB
3	Chris Coleman	DB
82	Donte Coleman	TE
25	Sherman Coleman, Jr.	DB
58	Christian Cronk	OL
51	Alex Cruz	LB
47	Blake Cusick	P
19	Frank Dalena	WR
1	Damien DeGruy	DE
2	Patrick Elima-Jeune	WR
18	Jackson Finch	DB
97	Malik Forrester	DT
50	Tainoa Foster	LB
8	Wylan Free	DB
37	Asa Fuller	K
28	Kenny Gagnon	DB
76	Shane Gama	OL
15	Chris Gaston	DB
84	Anthony Grayson	WR
40	Justin Green	LB
7	Derrion Grim	WR
25	Austin Harper	RB
32	Romello Harris	RB
93	Jasad Haynes	DT
34	George Helmuth	LB
86	Kyle Hendrickson	TE
33	Josh Hokit	RB
23	Juju Hughes	DB
62	Logan Hughes	OL
98	Keiti Iakopo	DT
80	Gunner Javernick	TE
96	Kevin Jeanniton	DE
3	KeeSean Johnson	WR
17	Johnny Johnson, Jr.	DB
24	Saevion Johnson	RB
33	Kwami Jones	DE
1	Jamire Jordan	WR
6	Tank Kelly	DB
48	Kody Kroening	K
16	Kyle Lindquist	QB
91	Nathan Madsen	DT
13	Kesomi Mafi	LB

Numerical Roster

No.	Name	Pos.	Ht.	Wt.	Cl.	Exp.	Hometown (High School/Previous School)
1	Damien DeGruy	DE	6-3	245	Fr.	1st	New Orleans, La. (McDonogh 35)
1	Jamire Jordan	WR	5-11	171	Jr.	4th	Lancaster, Calif. (Highland)
2	Patrick Elima-Jeune	WR	6-0	187	Fr.	1st	Inglewood, Calif. (Morningside)
2	DeShawn Potts	DB	6-0	200	Jr.	4th	Monrovia, Calif. (Monrovia)
3	Chris Coleman	DB	5-11	180	Fr.	1st	Bakersfield, Calif. (Garces Memorial)
3	KeeSean Johnson	WR	6-2	202	Jr.	4th	Palo Alto, Calif. (Palo Alto)
4	Mike Bell	DB	6-3	205	So.	3rd	Moreno Valley, Calif. (Citrus Hill)
4	Deonte Perry	RB	6-0	185	RFr.	2nd	Canoga Park, Calif. (Canoga Park)
5	Emeka Ndoh	DE	6-0	252	Jr.	3rd	Reedley, Calif. (Immanuel/De Anza College)
5	Chason Virgil	QB	6-1	192	So.	3rd	Mesquite, Texas (West Mesquite)
6	Marcus McMoryion	QB	6-2	195	Jr.	4th	Dinuba, Calif. (Dinuba/Oregon State)
6	Tank Kelly	DB	5-10	185	Jr.	4th	Galena Park, Texas (Galena Park)
7	James Bailey	LB	6-1	225	Jr.	3rd	Austin, Texas (Lake Travis)
7	Derrion Grim	WR	6-1	186	So.	2nd	Stockton, Calif. (McNair/Delta JC/Nebraska)
8	Wylan Free	DB	6-2	172	Fr.	1st	Compton, Calif. (Lynwood)
8	Da'Mari Scott	WR	6-1	210	RSr.	5th	Muskegon Heights, Mich. (Cathedral [L.A.])
9	Jeffrey Allison	LB	6-0	250	So.	2nd	Miami, Fla. (Langston Hughes [Ga.])
10	Nela Otukolo	LB	5-11	240	Jr.	3rd	Las Vegas, Nev. (Bishop Gorman)
10	Jorge Reyna	QB	6-0	210	Jr.	3rd	Downey, Calif. (Pasadena/West LA College)
11	Dejonte O'Neal	RB	5-7	170	Jr.	3rd	Fresno, Calif. (Bullard)
13	Justin Allen	WR	5-11	188	Jr.	4th	Los Angeles, Calif. (Mater Dei)
13	Kesomi Mafi	LB	5-11	219	Jr.	4th	Oakland, Calif. (Oakland/Laney College)
14	Jaron Bryant	DB	6-1	183	So.	2nd	Fort Worth, Texas (Duncanville)
15	Chris Gaston	DB	6-1	183	Fr.	1st	La Puente, Calif. (Bishop Amat)
15	Daniel Moraga	TE	6-3	235	Fr.	1st	Oxnard, Calif. (Pacifica)
15	Arron Mosby	DB	6-4	210	Fr.	1st	Sanger, Calif. (Sanger)
16	Kyle Lindquist	QB	6-4	212	Fr.	1st	Chico, Calif. (Pleasant Valley)
16	Jared Rice	TE	6-5	228	So.	3rd	Modesto, Calif. (Central Catholic)
17	Johnny Johnson, Jr.	DB	5-9	185	Sr.	5th	Fresno, Calif. (Central/UCLA)
18	Jackson Finch	DB	6-1	200	Sr.	4th	Modesto, Calif. (Central Catholic/Contra Costa College)
18	Zane Pope	WR	6-2	187	Fr.	1st	Moorpark, Calif. (Moorpark)
19	Brent Bailey	QB	6-0	212	Fr.	1st	Fresno, Calif. (Clovis North)
19	Frank Dalena	WR	5-8	158	So.	3rd	Fresno, Calif. (San Joaquin Memorial)
20	Ronnie Rivers	RB	5-8	175	Fr.	1st	Brentwood, Calif. (Freedom)
22	Jordan Mims	RB	5-11	190	Fr.	1st	East Palo Alto, Calif. (Menlo-Atherton)
22	Trent Soechting	LB	6-3	220	Jr.	4th	Katy, Texas (Cinco Ranch/Blinn College)
23	Juju Hughes	DB	5-11	180	So.	2nd	Hanford, Calif. (Hanford)
23	Kevin Parker	WR	5-6	150	RFr.	2nd	Oakland, Calif. (Skyline)
24	Saevion Johnson	RB	6-0	194	RFr.	2nd	Pearland, Texas (Pearland Dawson)
25	Sherman Coleman, Jr.	DB	5-9	165	Jr.	3rd	Houston, Texas (Westside/Cisco College)
25	Austin Harper	RB	5-6	157	Sr.	5th	Oakland, Calif. (El Cerrito/Contra Costa/Cal)
26	Matt Boateng	DB	6-0	175	Jr.	4th	Toronto, Canada (Arizona Western College/IMG Academy)
26	Brian Burt	WR	5-11	190	Jr.	3rd	East Wenatchee, Wash. (Eastmont/Ventura College)
27	Ka'Lonn Milton	DB	6-0	185	RSr.	3rd	Fresno, Calif. (Buchanan/Fresno City College)
28	Kenny Gagnon	DB	5-11	184	RFr.	2nd	La Quinta, Calif. (Desert Christian Academy)
29	Justin Rice	LB	6-2	210	So.	2nd	Modesto, Calif. (Central Catholic)
30	Messiah Tyler	LB	5-8	228	RSr.	3rd	Murrieta, Calif. (Vista Murrieta/University of La Verne)
31	Andrew Wright	LB	6-2	210	RFr.	2nd	Buena Park, Calif. (Buena Park)
32	Romello Harris	RB	5-11	186	RFr.	2nd	Tulare, Calif. (Tulare Union/Washington State)
32	Robert Stanley	DE	6-3	245	Sr.	5th	Las Vegas, Nev. (Bishop Gorman)
33	Kwami Jones	DE	6-2	240	So.	2nd	San Mateo, Calif. (Serra/College of San Mateo)
33	Josh Hokit	RB	6-1	220	So.	2nd	Clovis, Calif. (Clovis)
34	George Helmuth	LB	6-1	220	Jr.	4th	Fresno, Calif. (Clovis North)
35	Chris Brown	DB	5-11	190	Fr.	1st	Modesto, Calif. (Modesto Christian)
36	Jimmy Camacho	K	5-10	180	Sr.	4th	Perris, Calif. (Citrus Hill/Riverside CC)
37	Asa Fuller	K	6-2	235	Fr.	1st	Fountain Valley, Calif. (Servite)
38	Maamaloa Mafi	DB	5-11	190	Jr.	3rd	Oakland, Calif. (Oakland/Laney College)
40	Clayton Alexander	TE	6-2	250	Fr.	1st	Clovis, Calif. (Clovis)
40	Justin Green	LB	6-4	210	Sr.	4th	Oak Park, Calif. (Oak Park)
41	Ronnie Manning	DB	5-10	188	Sr.	4th	Fresno, Calif. (Edison/Northern Arizona)
42	Richard Cage	LB	6-1	215	Fr.	1st	Corona, Calif. (Eleanor Roosevelt)
44	Stephen Van Hook	DE	6-2	245	Sr.	5th	Perris, Calif. (Citrus Hill)
47	Blake Cusick	P	6-2	185	So.	3rd	Monrovia, Calif. (Monrovia)
48	Kody Kroening	K	5-11	180	Sr.	4th	San Jose, Calif. (Valley Christian)
48	Tanner Rice	LB	5-11	230	RFr.	2nd	Clovis, Calif. (Clovis)
50	Tainoa Foster	LB	6-2	200	RFr.	2nd	Honolulu, Hawai'i (Kamehameha)
51	Markus Boyer	OL	6-1	304	Jr.	3rd	Huntington Beach, Calif. (Edison/Saddleback JC/UCLA)
51	Alex Cruz	LB	6-2	242	Fr.	1st	Concord, Calif. (Concord)
52	Netane Muti	OL	6-3	310	RFr.	2nd	Wahiawa, Hawai'i (Leilehua)





38	Maamaloa Mafi	DB
41	Ronnie Manning	DB
99	Talalemotu Mauga	DT
6	Marcus McMaryion	QB
27	Ka'Lonn Milton	DB
22	Jordan Mims	RB
77	Aaron Mitchell	OL
15	Daniel Moraga	TE
15	Arron Mosby	DB
52	Netane Muti	OL
5	Emeka Ndoh	DE
11	Dejonte O'Neal	RB
56	Tobenna Okeke	DE
10	Nela Otukolo	LB
23	Kevin Parker	WR
87	Namani Parker	WR
78	David Patterson	OL
4	Deonte Perry	RB
18	Zane Pope	WR
74	Ryan Popolizio	OL
2	DeShawn Potts	DB
55	Cody Pound	OL
81	Michiah Quick	WR
10	Jorge Reyna	QB
16	Jared Rice	TE
29	Justin Rice	LB
48	Tanner Rice	LB
89	Kyle Riddering	TE
20	Ronnie Rivers	RB
67	Chantz Russell	OL
73	Micah St. Andrew	OL
8	Da'Mari Scott	WR
59	Matt Smith	OL
22	Trent Soechting	LB
32	Robert Stanley	DE
88	David Tangipa	TE
92	Leevel Tatum III	DT
65	Syrus Tuitele	OL
75	Zelan Tupuola	OL
30	Messiah Tyler	LB
44	Stephen Van Hook	DE
5	Chason Virgil	QB
57	Mykal Walker	LB
53	Jacob Westberry	LS
54	Patrick Williams Jr.	LS
66	Quireo Woodley	OL
31	Andrew Wright	LB

53	Jacob Westberry	LS	6-3	235	RFr.	2nd	Bradenton, Fla. (Saint Stephen's Episcopal)
54	Patrick Williams Jr.	LS	6-3	205	RFr.	2nd	Vacaville, Calif. (Vacaville)
55	Cody Pound	OL	6-4	295	So.	3rd	Durham, Calif. (Durham/Butte College)
56	Tobenna Okeke	DE	6-3	245	Sr.	4th	Missouri City, Texas (Elkins)
57	Mykal Walker	LB	6-3	215	Jr.	3rd	Vacaville, Calif. (Vacaville/Azusa Pacific)
58	Christian Cronk	OL	6-5	305	Jr.	3rd	Oceanside, Calif. (Oceanside/Riverside CC)
59	Matt Smith	OL	5-11	280	RFr.	2nd	Long Beach, Calif. (St. John Bosco)
62	Logan Hughes	OL	6-4	285	Jr.	3rd	Las Vegas, Nev. (Green Valley/Victor Valley College)
65	Syrus Tuitele	OL	6-6	298	Fr.	1st	Chico, Calif. (Pleasant Valley)
66	Quireo Woodley	OL	6-4	300	Fr.	1st	Murrieta, Calif. (Murrieta Valley)
67	Chantz Russell	OL	6-6	245	Fr.	1st	Petaluma, Calif. (Marin Catholic)
72	Dontae Bull	OL	6-6	305	Fr.	1st	Victoria, Canada (Belmont Secondary)
73	Micah St. Andrew	OL	6-3	343	Jr.	4th	Rialto, Calif. (Eisenhower)
74	Ryan Popolizio	OL	6-7	311	Sr.	4th	Fremont, Calif. (St. Francis/San Mateo College)
75	Zelan Tupuola	OL	6-2	310	Fr.	1st	Carson, Calif. (J Serra Catholic)
76	Shane Gama	OL	6-4	302	RJr.	4th	Chino, Calif. (Orange Lutheran/Southwestern College)
77	Aaron Mitchell	OL	6-2	305	Sr.	4th	San Diego, Calif. (Cathedral Catholic)
78	David Patterson	OL	6-5	302	Sr.	5th	Irvine, Calif. (Woodbridge)
79	Nick Aibuede	OL	6-4	270	So.	3rd	Sacramento, Calif. (Capital Christian)
80	Gunner Javernick	TE	6-6	270	Jr.	4th	Canon City, Colo. (Canon City/Ventura Junior College)
81	Michiah Quick	WR	5-11	185	Sr.	4th	Fresno, Calif. (Central East/Oklahoma)
82	Donte Coleman	TE	6-3	235	RFr.	2nd	Mesquite, Texas (West Mesquite)
84	Anthony Grayson	WR	6-1	168	Jr.	4th	Redlands, Calif. (Redlands East Valley)
86	Kyle Hendrickson	TE	6-4	255	Jr.	4th	Escondido, Calif. (San Pasqual)
87	Namani Parker	WR	6-4	198	Jr.	4th	Roseville, Calif. (American River/Oakmont)
88	David Tangipa	TE	6-5	240	Jr.	4th	Sacramento, Calif. (Foothill)
89	Kyle Riddering	TE	6-6	240	Jr.	4th	Fresno, Calif. (Clovis North)
90	Kevin Atkins	DT	6-2	297	RFr.	2nd	Murrieta, Calif. (Vista Murrieta)
91	Nathan Madsen	DT	6-4	298	Sr.	5th	Eureka, Calif. (Eureka)
92	Leevel Tatum III	DT	6-0	248	RFr.	2nd	Fresno, Calif. (Edison/UNLV)
93	Jasad Haynes	DT	6-1	275	So.	3rd	Fresno, Calif. (Clovis North)
94	Patrick Belony	DT	6-1	295	Jr.	4th	N. Miami Beach, Fla. (N. Miami Beach/Antelope Valley College)
96	Kevin Jeanniton	DE	6-2	250	RFr.	2nd	Fresno, Calif. (Edison)
97	Malik Forrester	DT	6-1	295	Sr.	4th	Annapolis, Md. (Glen Burnie/LA Pierce College)
98	Keiti Iakopo	DT	5-11	310	So.	2nd	Huntington Beach, Calif. (Fountain Valley/Golden West College)
99	Talalemotu Mauga	DT	6-3	282	Fr.	1st	Fallon, Nev. (Churchill County)

Coaching Staff

Jeff Tedford - Head Coach
 Kalen Deboer - Assistant Head Coach/Offensive Coordinator
 Orlando Steinauer - Defensive Coordinator
 Jamar Cain - Assistant Coach (Defensive Line)
 Jamie Christian - Assistant Coach (Running Backs/Special Teams Coordinator)
 Ryan Grubb - Assistant Coach (Offensive Line/Run Game Coordinator)
 Kirby Moore - Assistant Coach (Wide Receivers)
 Scott Thompson - Assistant Coach (Tight Ends)
 Bert Watts - Assistant Coach (Linebackers)
 J.D. Williams - Assistant Coach (Defensive Backs)
 Lucas Gingold - Special Teams Quality Control Assistant
 Brad Vonnahme - Offensive Analyst
 Andy Ward - Head Strength and Conditioning Coach, Football
 Dylan Chmura - Offensive Graduate Assistant
 D.J. Harper - Offensive Graduate Assistant
 Matt Lea - Defensive Graduate Assistant
 C.J. McGorisk - Defensive Graduate Assistant





GAME 8 DEPTH CHART

OFFENSE

Quarterback

- 6 Marcus McMaryion (6-2, 195, Jr.)
5 Chason Virgil (6-1, 192, So.)

Running Back

- 20 Ronnie Rivers (5-8, 175, Fr.)
33 Josh Hokit (6-1, 220, So.)
11 Dejonte O'Neal (5-7, 170, Jr.)
22 Jordan Mims (5-11, 190, Fr.)

Left Tackle

- 58 Christian Cronk (6-5, 305, Jr.)
79 Nick Aibuedefe (6-4, 270, So.)

Left Guard

- 52 Netane Muti (6-3, 310, RFr.)
74 Ryan Popolizio (6-7, 311, Sr.)

Center

- 77 Aaron Mitchell (6-2, 305, Sr.)
51 Markus Boyer (6-1, 304, Jr.)

Right Guard

- 73 Micah St. Andrew (6-3, 343, Jr.)
66 Quireo Woodley (6-4, 300, Fr.)

Right Tackle

- 78 David Patterson (6-5, 302, Sr.)
65 Syrus Tuitele (6-6, 298, Fr.)

Wide Receiver

- 1 Jamire Jordan (5-11, 171, Jr.)
7 Derrion Grim (6-1, 186, So.)

Wide Receiver

- 3 KeeSean Johnson (6-2, 202, Jr.)
87 Namani Parker (6-4, 198, Jr.)

Wide Receiver

- 8 Da'Mari Scott (6-1, 210, RSr.)
13 Justin Allen (5-11, 188, Jr.)

Tight End

- 89 Kyle Riddering (6-6, 240, Jr.)
16 Jared Rice (6-5, 228, So.)

DEFENSE

End

- 32 Robert Stanley (6-3, 245, Sr.)
33 Kwami Jones (6-2, 240, So.)

Tackle

- 97 Malik Forrester (6-1, 295, Sr.)
93 Jasad Haynes (6-0, 275, So.)

Tackle

- 91 Nathan Madsen (6-4, 298, Sr.)
90 Kevin Atkins (6-2, 297, RFr.)

End

- 56 Tobenna Okeke (6-3, 245, Sr.)
44 Stephen Van Hook (6-2, 245, Sr.)

Linebacker

- 34 George Helmuth (6-1, 220, Jr.)
29 Justin Rice (6-2, 210, So.)

Linebacker

- 9 Jeffrey Allison (6-0, 250, So.)
22 Trent Soechting (6-3, 220, Jr.)

Linebacker

- 7 James Bailey (6-1, 225, Jr.)
40 Justin Green (6-4, 210, Sr.)

Cornerback

- 17 Johnny Johnson, Jr. (5-9, 185, Sr.)
25 Sherman Coleman, Jr. (5-9, 165, Jr.)

Strong Safety

- 23 Juju Hughes (5-10, 180, So.)
27 Ka'Lonn Milton (6-0, 185, RSo.)

Free Safety

- 4 Mike Bell (6-3, 205, So.)
2 DeShawn Potts (6-0, 200, Jr.)

Cornerback

- 14 Jaron Bryant (6-0, 183, So.)
6 Tank Kelly (5-10, 185, Jr.)

SPECIAL TEAMS

Place Kicker

- 36 Jimmy Camacho (5-10, 180, Sr.)
48 Kody Kroening (5-11, 180, Sr.)

Kickoffs

- 3 Jimmy Camacho (5-10, 180, Sr.)
48 Kody Kroening (5-11, 180, Sr.)

Punter

- 47 Blake Cusick (6-2, 185, So.)
36 Jimmy Camacho (5-10, 180, Sr.)

Long Snapper

- 53 Jacob Westberry (6-3, 235, RFr.)
54 Patrick Williams, Jr. (6-3, 205, RFr.)

Holder

- 47 Blake Cusick (6-2, 185, So.)
5 Chason Virgil (6-1, 192, So.)

Kick Returner

- 8 Da'Mari Scott (6-1, 210, RSr.)
1 Jamire Jordan (5-11, 171, Jr.)

Punt Returner

- 20 Ronnie Rivers (5-8, 175, Fr.)
11 Dejonte O'Neal (5-7, 170, Jr.)

Pronunciation Guide

Nick Aibuedefe.....	Ab-U-deaf-eh
Jaron Bryant.....	Jair-on
Damien DeGruy.....	Da-Grew
Patrick Elima-Juene.....	e-Lee-ma June
Tainoa Foster.....	Tie-Noah
Wylan Free.....	Way-lynn
Derrion Grim.....	Darc-E-On
Anthoula "Tank" Kelly.....	An-thu-la
George Helmuth.....	HEL-myth
Josh Hokit.....	Ho-kit
Jamire Jordan.....	Jameer
Keiti Iakopo.....	K-T yah-Ko-Po
Talalemotu Mauga.....	Ta-La-Le-Motu, Ma-ooga
Kesomi Mafi.....	ke-So-Me
Maamaloa Mafi.....	Ma-ma-low-ah
Netane Muti.....	Nuh-tahn-E Moo-T

Emeka Ndoh.....	e-Mec-ah en-doh
Tobenna Okeke.....	Tow-BEN-nuh, ohh-kay-kay
Nela Otukolo.....	Nel-uh, O-two-Co-low
Dejonte O'Neal.....	Dijon-teh
Namani Parker.....	Na-monn-E
Deonte Perry.....	Dec-On-teh
Ryan Popolizio.....	Pop-uh-Liz-E-oh
Michiah Quick.....	Mih-kai-ah
Trent Soechting.....	Sec-Ting
David Tangipa.....	Tong-E-Pa
Syrus Tuitele.....	Two-tell-E
Zelan Tupuola.....	Z-lynn, Tu-Pu-Oh-La
Quireo Woodley.....	Keer-E-O

















Kalen DeBoer.....	K-lynn
Orlando Steinuer.....	Stien-ow-er
Brad Vonnahme.....	Va-Nom-E





SCHEDULE/FUTURES

2017 BULLDOG FOOTBALL SCHEDULE (ALL TIMES PACIFIC)

September	2	Incarnate Word 	W, 66-0	
	9	at Alabama 	L, 41-10	ESPN 2
	16	at Washington 	L, 48-16	
	30	Nevada* 	W, 41-21	 AT&T SPORTS NETWORKS
October	7	at San Jose State* 	W, 27-10	ESPN 3
	14	New Mexico*# 	W, 38-0	 AT&T SPORTS NETWORKS
	21	at San Diego State* 	W, 27-3	 CBS SPORTS NETWORK
	28	UNLV* 	7 p.m.	 AT&T SPORTS NETWORKS
November	4	BYU 	TBA	ESPN NETWORKS
	11	at Hawai'i* 	8 p.m.	
	18	at Wyoming* 	11 a.m.	 AT&T SPORTS NETWORKS
	25	Boise State* 	12:30 p.m.	 CBS SPORTS NETWORK

Mountain West Network & ESPN3 are online streams, only.

- MW Network can be found via GoBulldogs.com or LiveStream.com
- ESPN3 can be found via ESPN3.com or the ESPN App

Indicators

- * conference game
- # homecoming

BULLDOG FOOTBALL CHANNEL FINDER...

AT&T U-VERSE
 AT&T SportsNet/ROOT: 757, 1757
 CBS Sports Network: 643, 1643
 ESPN: 602, 1602
 ESPN2: 606, 1606
 ESPNEWS: 604, 1604
 ESPNU: 605, 1605
 PAC-12 Network: 759, 1759

COMCAST (FRESNO MARKET)

AT&T SportsNet/ROOT: N/A
 CBS Sports Network: 418, 732
 ESPN: 32, 724
 ESPN2: 33, 725
 ESPNEWS: 402, 726
 ESPNU: 420, 788
 PAC-12 Network: 434, 823

DIRECTV

AT&T SportsNet/ROOT: 684
 CBS Sports Network: 221
 ESPN: 206
 ESPN2: 209
 ESPNEWS: 207
 ESPNU: 208
 PAC-12 Network: N/A

DISH NETWORK

AT&T SportsNet/ROOT: N/A
 CBS Sports Network: 158
 ESPN: 140
 ESPN2: 144
 ESPNEWS: 142
 ESPNU: 141
 PAC-12 Network: 409

FUTURE BULLDOG FOOTBALL SCHEDULES

2018			2019			2020			2021
Date	Opponent	Location	Date	Opponent	Location	Date	Opponent	Location	
S1	Idaho	Fresno, CA	A31	at USC	Los Angeles, CA	S12	at Colorado	Boulder, CO	Sept. 4 -- at Oregon
S8	at Minnesota	Minneapolis, MN	S7	Minnesota	Fresno, CA	S26	at Texas A&M	College Station, TX	Sept. 18 -- at UCLA
S15	at UCLA	Los Angeles, CA	S21	Sacramento State	Fresno, CA	TBD	TBD		
S29	Toledo	Fresno, CA	TBD	TBD		TBD	TBD		
	at Boise State*	Boise, ID		at Air Force*	Colorado Springs, CO	Air Force	Fresno, CA		2022
	Hawai'i*	Fresno, CA		Colorado State*	Fresno, CA	at Colorado State*	Fort Collins, CO		Sept. 3 -- Sacramento State
	at Nevada*	Reno, NV		at Hawai'i*	Honolulu, HI	Hawai'i*	Fresno, CA		Sept. 10 -- Oregon State
	at New Mexico*	Albuquerque, NM		Nevada*	Fresno, CA	at Nevada*	Reno, NV		Sept. 17 -- at USC
	San Diego State*	Fresno, CA		at San Diego State*	San Diego, CA	San Diego State*	Fresno, CA		2023
	San Jose State*	Fresno, CA		at San Jose State*	San Jose, CA	San Jose State*	Fresno, CA		Sept. 16 -- at Arizona State
	at UNLV*	Las Vegas, NV		UNLV*	Fresno, CA	at UNLV*	Las Vegas, NV		2024
	Wyoming*	Fresno, CA		Utah State*	Fresno, CA	at Utah State*	Logan, UT		Aug. 31 -- at Oregon State

* = Mountain West game

All future conference game dates are TBD

2025

Aug. 30 -- at USC





2017 FRESNO STATE STATISTICS

2017 SCHEDULE/RESULTS

Date	Opponent	Result	Score	Overall	Conference	Time	Attend
Sept. 2, 2017	Incarnate Word	W	66-0	1-0	--	3:01	39,447
Sept. 9, 2017	at Alabama	L	41-10	1-1	--	3:01	101,127
Sept. 16, 2017	at Washington	L	48-16	1-2	--	3:06	68,384
Sept. 30, 2017	Nevada*	W	41-21	2-2	1-0	3:12	27,434
Oct. 7, 2017	at San Jose State*	W	27-10	3-2	2-0	3:10	18,483
Oct. 14, 2017	New Mexico*	W	38-0	4-2	3-0	2:57	28,090
Oct. 21, 2017	at San Diego State*	W	27-3	5-2	4-0	3:02	43,243
Oct. 28, 2017	UNLV*						
Nov. 4, 2017	BYU						
Nov. 11, 2017	at Hawai'i*						
Nov. 18, 2017	at Wyoming*						
Nov. 25, 2017	Boise State*						

* MW game

TEAM STATISTICS

TEAM STATISTICS	Fresno St.	OPP
SCORING	225	123
Points Per Game	32.1	17.6
Points Off Turnovers	40	16
FIRST DOWNS	133	113
Rushing	62	46
Passing	62	61
Penalty	9	6
RUSHING YARDAGE	1205	810
Yards gained rushing	1298	1024
Yards lost rushing	93	214
Rushing Attempts	256	228
Average Per Rush	4.7	3.6
Average Per Game	172.1	115.7
TDs Rushing	13	6
PASSING YARDAGE	1747	1328
Comp-Att-Int	133-212-3	132-214-7
Average Per Pass	8.2	6.2
Average Per Catch	13.1	10.1
Average Per Game	249.6	189.7
TDs Passing	12	9
TOTAL OFFENSE	2952	2138
Total Plays	468	442
Average Per Play	6.3	4.8
Average Per Game	421.7	305.4
KICK RETURNS: #-Yards	18-406	21-376
PUNT RETURNS: #-Yards	10-88	8-146
INT RETURNS: #-Yards	7-38	3-54
KICK RETURN AVERAGE	22.6	17.9
PUNT RETURN AVERAGE	8.8	18.2
INT RETURN AVERAGE	5.4	18.0
FUMBLES-LOST	10-3	10-7
PENALTIES-Yards	35-300	36-294
Average Per Game	42.9	42.0
PUNTS-Yards	33-1324	40-1785
Average Per Punt	40.1	44.6
Net punt average	34.5	41.9
KICKOFFS-Yards	46-2884	28-1670
Average Per Kick	62.7	59.6
Net kick average	41.5	37.1
TIME OF POSSESSION/Game	31:59	28:01
3RD-DOWN Conversions	29/89	28/93
3rd-Down Pct	33%	30%
4TH-DOWN Conversions	6/8	2/11
4th-Down Pct	75%	18%
SACKS BY-Yards	17-116	5-36
MISC YARDS	36	0
TOUCHDOWNS SCORED	26	16
FIELD GOALS-ATTEMPTS	13-16	4-7
ON-SIDE KICKS	0-0	0-1
RED-ZONE SCORES	(25-29) 86%	(13-17) 76%
RED-ZONE TOUCHDOWNS	(16-29) 55%	(10-17) 59%
PAT-ATTEMPTS	(26-26) 100%	(15-16) 94%
ATTENDANCE	94971	231237
Games/Avg Per Game	3/31657	4/57809

Score by Quarters	1st	2nd	3rd	4th	OT	Total
Fresno State	65	69	65	26	-	225
Opponents	41	45	17	20	-	123

FIELD GOALS	FGM-FGA	Pct.	01-19	20-29	30-39	40-49	50-59	Lg	Blk
CAMACHO, Jimmy	13-16	81.2	0-0	4-4	6-7	2-4	1-1	50	0

FG SEQUENCE	Fresno St.	Opponents
Incarnate Word	(30), (47)	30
at Alabama	(27)	(24), (22)
at Washington	48, (29), (34), (31)	--
Nevada	(29), 32, 43, (27)	45
at San Jose State	(38), (50)	(51)
New Mexico	(37)	44
at San Diego State	(38), (43)	(37)
UNLV		
BYU		
at Hawai'i		
at Wyoming		
Boise State		

(parenthesis indicate field goal was made)

PUNTING	No.	Yds	Avg.	Long	TB	FC	I20	50+
CUSICK, Blake	32	1301	40.7	66	2	15	8	7
McMARYION, Marcus	1	23	23.0	23	0	0	1	0
Total.....	33	1324	40.1	66	2	15	9	7
Opponents.....	40	1785	44.6	75	1	23	17	8

KICKOFFS	No.	Yds	Avg.	TB	OB	Retn	Ney	YdLn
CAMACHO, Jimmy	46	2884	62.7	24	0			
Total.....	46	2884	62.7	24	0	376	41.5	23
Opponents.....	28	1670	59.6	9	0	406	37.1	27

PUNT RETURNS	No.	Yds	Avg.	TD	Long
RIVERS, Ronnie	6	34	5.7	0	13
O'NEAL, Deonte	3	40	13.3	0	44
JOHNSON, Keesean	1	14	14.0	0	14
Total.....	10	88	8.8	0	44
Opponents.....	8	146	18.2	1	77

KICK RETURNS	No.	Yds	Avg.	TD	Long
O'NEAL, Deonte	8	161	20.1	0	29
SCOTT, Da'Mari	7	170	24.3	0	63
MIMS, Jordan	1	4	4.0	0	4
JORDAN, Jamire	1	71	71.0	0	71
TANGIPA, David	1	0	0.0	0	0
Total.....	18	406	22.6	0	71
Opponents.....	21	376	17.9	0	34





2017 FRESNO STATE STATISTICS

RUSHING	G	Att.	Gain	Loss	Net	Avg.	TD	Long	Avg/G
RIVERS, Ronnie	6	65	347	3	344	5.3	5	30	57.3
MIMS, Jordan	7	69	339	4	335	4.9	1	24	47.9
HOKIT, Josh	7	54	277	4	273	5.1	7	26	39.0
McMARYION, Marcus	7	24	166	31	135	5.6	0	57	19.3
O'NEAL, Deonte	6	11	66	3	63	5.7	0	17	10.5
PERRY, Deonte	1	8	32	1	31	3.9	0	8	31.0
SCOTT, Da'Mari	7	3	25	0	25	8.3	0	15	3.6
JOHNSON, S.	2	7	22	2	20	2.9	0	11	10.0
VIRGIL, Chason	4	5	19	13	6	1.2	0	11	1.5
GRIM, Derrion	7	1	5	0	5	5.0	0	5	0.7
JORDAN, Jamire	7	1	0	7	-7	-7.0	0	0	-1.0
TEAM	7	8	0	25	-25	-3.1	0	0	-3.6
Total.....	7	256	1298	93	1205	4.7	13	57	172.1
Opponents.....	7	228	1024	214	810	3.6	6	55	115.7

PASSING	G	Effic	Comp-Att-Int	Pct	Yds	TD	Long	Avg/G
MCMARYION, Marcus	7	157.50	83-127-1	65.4	1142	7	75	163.1
VIRGIL, Chason	4	117.97	48-83-2	57.8	524	3	40	131.0
HOKIT, Josh	7	770.20	2-2-0	100.0	81	2	65	11.6
Total.....	7	147.81	133-212-3	62.7	1747	12	75	249.6
Opponents.....	7	121.15	132-214-7	61.7	1328	9	73	189.7

RECEIVING	G	No.	Yards	Avg.	TD	Long	Avg/G
JOHNSON, Keesean	7	37	534	14.4	4	75	76.3
SCOTT, Da'Mari	7	29	292	10.1	1	30	41.7
JORDAN, Jamire	7	11	273	24.8	3	70	39.0
RIVERS, Ronnie	6	10	67	6.7	0	16	11.2
GRIM, Derrion	7	8	116	14.5	1	63	16.6
MIMS, Jordan	7	8	95	11.9	0	29	13.6
HOKIT, Josh	7	8	72	9.0	0	27	10.3
O'NEAL, Deonte	6	7	58	8.3	0	16	9.7
RICE, Jared	7	6	140	23.3	1	65	20.0
RIDDERING, Kyle	7	4	25	6.2	1	11	3.6
ALLEN, Justin	6	2	51	25.5	1	45	8.5
JOHNSON, S.	2	2	23	11.5	0	15	11.5
PARKER, Namani	7	1	1	1.0	0	1	0.1
Total.....	7	133	1747	13.1	12	75	249.6
Opponents.....	7	132	1328	10.1	9	73	189.7

FUMBLE RETURNS	No.	Yds	Avg.	TD	Long
BELL, Mike	2	4	2.0	0	3
Total.....	2	4	2.0	0	3
Opponents.....	0	0	0.0	0	0

INTERCEPTIONS	No.	Yds	Avg.	TD	Long
BRYANT, Jaron	3	20	6.7	1	18
COLEMAN, Sherman	1	0	0.0	0	0
BELL, Mike	1	18	18.0	0	18
HUGHES, Juju	1	0	0.0	0	0
JOHNSON, Johnny	1	0	0.0	0	0
Total.....	7	38	5.4	1	18
Opponents.....	3	54	18.0	0	30

|----- PATs -----|

SCORING	TD	FGs	Kick	Rush	Rev	Pass	DPX	Saf	Pts
CAMACHO, Jimmy	0	13-16	26-26	0-0	0	0-0	0	0	65
HOKIT, Josh	7	0-0	0-0	0-0	0	0-0	0	0	42
RIVERS, Ronnie	5	0-0	0-0	0-0	0	0-0	0	0	30
JOHNSON, Keesean	4	0-0	0-0	0-0	0	0-0	0	0	24
JORDAN, Jamire	3	0-0	0-0	0-0	0	0-0	0	0	18
RIDDERING, Kyle	1	0-0	0-0	0-0	0	0-0	0	0	6
RICE, Jared	1	0-0	0-0	0-0	0	0-0	0	0	6
ALLEN, Justin	1	0-0	0-0	0-0	0	0-0	0	0	6
GRIM, Derrion	1	0-0	0-0	0-0	0	0-0	0	0	6
MIMS, Jordan	1	0-0	0-0	0-0	0	0-0	0	0	6
BRYANT, Jaron	1	0-0	0-0	0-0	0	0-0	0	0	6
SCOTT, Da'Mari	1	0-0	0-0	0-0	0	0-0	0	0	6
TEAM	0	0-0	0-0	0-0	0	0-0	0	1	2
NDOH, Emeka	0	0-0	0-0	0-0	0	0-0	0	1	2
Total.....	26	13-16	26-26	0-0	0	0-0	0	2	225
Opponents.....	16	4-7	15-16	0-0	0	0-0	0	0	123

TOTAL OFFENSE	G	Plays	Rush	Pass	Total	Avg/G
MCMARYION, Marcus	7	151	135	1142	1277	182.4
VIRGIL, Chason	4	88	6	524	530	132.5
HOKIT, Josh	7	56	273	81	354	50.6
RIVERS, Ronnie	6	65	344	0	344	57.3
MIMS, Jordan	7	69	335	0	335	47.9
O'NEAL, Deonte	6	11	63	0	63	10.5
PERRY, Deonte	1	8	31	0	31	31.0
SCOTT, Da'Mari	7	3	25	0	25	3.6
JOHNSON, S.	2	7	20	0	20	10.0
GRIM, Derrion	7	1	5	0	5	0.7
JORDAN, Jamire	7	1	-7	0	-7	-1.0
TEAM	7	8	-25	0	-25	-3.6
Total.....	7	468	1205	1747	2952	421.7
Opponents.....	7	442	810	1328	2138	305.4

ALL PURPOSE	G	Rush	Rec	PR	KOR	IR	Tot	Avg/G
JOHNSON, Keesean	7	0	534	14	0	0	548	78.3
SCOTT, Da'Mari	7	25	292	0	170	0	487	69.6
RIVERS, Ronnie	6	344	67	34	0	0	445	74.2
MIMS, Jordan	7	335	95	0	4	0	434	62.0
HOKIT, Josh	7	273	72	0	0	0	345	49.3
JORDAN, Jamire	7	-7	273	0	71	0	337	48.1
O'NEAL, Deonte	6	63	58	40	161	0	322	53.7
RICE, Jared	7	0	140	0	0	0	140	20.0
MCMARYION, Marcus	7	135	0	0	0	0	135	19.3
GRIM, Derrion	7	5	116	0	0	0	121	17.3
ALLEN, Justin	6	0	51	0	0	0	51	8.5
JOHNSON, S.	2	20	23	0	0	0	43	21.5
PERRY, Deonte	1	31	0	0	0	0	31	31.0
RIDDERING, Kyle	7	0	25	0	0	0	25	3.6
BRYANT, Jaron	7	0	0	0	0	20	20	2.9
BELL, Mike	5	0	0	0	0	18	18	3.6
VIRGIL, Chason	4	6	0	0	0	0	6	1.5
PARKER, Namani	7	0	1	0	0	0	1	0.1
TEAM	7	-25	0	0	0	0	-25	-3.6
Total.....	7	1205	1747	88	406	38	3484	497.7
Opponents.....	7	810	1328	146	376	54	2714	387.7





2017 FRESNO STATE STATISTICS

DEFENSIVE LEADERS	GP	----- Tackles -----				-Sacks-		--- Pass Def ---		- Fumbles -		Blkd	
		Solo	Ast	Total	TFL/Yds	No.-Yards	Int-Yds	BrUp	QBH	Rev-Yds	FF	Kick	Saf
ALLISON, J.	7	38	20	58	3.5-16	1.0-8	2	.	.
HELMUTH, George	7	24	15	39	4.0-20	2.0-15	.	.	2	1-0	1	.	.
HUGHES, Juju	7	26	11	37	4.0-10	1.0-4	1-0	4	1	.	1	.	.
BRYANT, Jaron	7	21	10	31	1.0-3	.	3-20	3
BELL, Mike	5	20	11	31	1.5-5	.	1-18	3	.	2-4	.	.	.
BAILEY, James	7	16	14	30	2.5-5	1	1	.
KELLY, Anthoula	7	19	4	23	2.0-8	.	.	2
JOHNSON, Johnny	7	11	7	18	.	.	1-0	2
STANLEY, Robert	7	13	4	17	6.0-28	1.0-9	.	1	.	1-0	.	.	.
FORRESTER, M.	7	9	5	14	3.5-21	2.0-16	.	.	1	.	1	.	.
OKEKE, Tobenna	7	7	7	14	4.0-11	2.0-8	1	.	.
SOECHTING, T.	7	5	5	10	.	.	.	1
POTTS, DeShawn	7	6	4	10	.	.	.	1
RICE, Justin	5	6	3	9	2.0-5
NDOH, Emeka	6	7	1	8	5.0-33	4.0-30	.	.	1	2-0	1	.	1
HAYNES, Jasad	7	3	5	8	2.0-4	1-0	.	.	.
MADSEN, Nathan	7	5	3	8	1.5-10	1.0-7	.	.	2
GREEN, Justin	6	2	5	7
VAN HOOK, S.	7	3	4	7	3.5-18	2.0-15	.	.	1
JONES, Kwami	7	5	2	7	1.5-4	1.0-4	.	1
MILTON, Ka'Lonn	6	5	2	7
COLEMAN, Sherman	4	5	1	6	.	.	1-0	1	.
OTUKOLO, Nela	7	3	2	5
IAKOPO, Keiti	6	1	4	5
DEGRUY, Damien	7	4	.	4	2.0-4
FINCH, Jackson	4	2	2	4	.	.	.	1
BELONY, Patrick	4	1	2	3
FOSTER, Tainoa	3	1	1	2	0.5-1	.	.	1
MAFI, Maamaloa	7	2	.	2
VIRGIL, Chason	4	2	.	2
ATKINS, Kevin	7	1	1	2	1.0-4
MOSBY, Arron	7	2	.	2
HOKIT, Josh	7	1	.	1
CAGE, Richard	4	.	1	1
WESTBERRY, J.	7	.	1	1
TEAM	7	1
Total.....	7	276	157	433	51-210	17-116	7-38	20	8	7-4	8	2	2
Opponents.....	7	281	158	439	24.0-86	5-36	3-54	21	5	3-0	6	.	.

DEFENSE GAME-BY-GAME

TACKLES	UA-A	Tot	UIW	ALA	UW	Nev	SJSU	UNM	SDSU	UNLV	BYU	UH	Wyo	BSU
ALLISON, J.	38-20	58	4-1	7-7	4-1	2-6	5-4	7-0	9-1
HELMUTH, George	24-15	39	2-2	1-0	3-1	4-6	4-2	4-1	6-3
HUGHES, Juju	26-11	37	2-0	5-4	1-2	3-1	4-2	9-2	2-0
BRYANT, Jaron	21-10	31	1-1	6-1	1-2	3-3	3-2	1-0	6-1
BELL, Mike	20-11	31	DNP	DNP	6-3	3-4	1-2	8-2	2-0
BAILEY, James	16-14	30	0-1	3-1	3-2	4-4	0-4	4-0	2-2
KELLY, Anthoula	19-4	23	6-0	2-0	1-0	2-1	2-0	4-2	2-1
JOHNSON, Johnny	11-7	18	1-0	3-2	1-3	3-1	1-0	-	2-1
STANLEY, Robert	13-4	17	3-0	1-1	1-2	-	3-1	-	5-0
OKEKE, Tobenna	7-7	14	-	1-1	2-0	1-2	2-3	1-1	-
FORRESTER, M.	9-5	14	0-1	2-0	1-1	0-1	4-2	2-0	-
SOECHTING, T.	5-5	10	1-0	1-2	2-0	1-3	-	-	-
POTTS, DeShawn	6-4	10	-	2-1	0-2	1-0	3-1	-	-
RICE, Justin	6-3	9	1-0	1-1	4-1	0-1	-	DNP	-
MADSEN, Nathan	5-3	8	-	0-1	1-0	0-1	0-1	-	4-0
NDOH, Emeka	7-1	8	3-0	1-0	-	2-0	0-1	DNP	1-0
HAYNES, Jasad	3-5	8	1-1	0-1	0-1	-	2-0	0-1	0-1
GREEN, Justin	2-5	7	-	0-3	0-1	1-0	-	1-1	-
MILTON, Ka'Lonn	5-2	7	3-0	2-1	-	0-1	DNP	-	-
VAN HOOK, S.	3-4	7	1-0	-	-	1-2	0-1	-	1-1
JONES, Kwami	5-2	7	-	2-1	2-1	-	-	1-0	-
COLEMAN, S.	5-1	6	2-0	-	3-1	DNP	DNP	-	-
OTUKOLO, Nela	3-2	5	2-0	-	1-0	-	-	-	0-2
IAKOPO, Keiti	1-4	5	-	0-1	0-1	0-1	DNP	-	1-1





2017 FRESNO STATE STATISTICS

INDIVIDUAL GAME-BY-GAME

RUSHING	No-Yds/TD	UIW	ALA	UW	Nev	SJSU	UNM	SDSU	UNLV	BYU	UH	Wyo	BSU
RIVERS, Ronnie	65-344/5	9-60/1	9-29/0	10-29/0	12-82/1	19-105/2	6-39/1	DNP					
MIMS, Jordan	69-335/1	8-38/1	2-2/0	6-17/0	10-52/0	12-49/0	10-65/0	21-112/0					
HOKIT, Josh	54-273/7	4-13/2	4-12/0	3-29/0	5-29/0	10-43/1	14-70/1	14-77/3					
McMARYION, M.	24-135/0	1-7/0	1-15/0	5-23/0	6-14/0	8-24/0	3-52/0	-					
O'NEAL, Deonte	11-63/0	5-37/0	-	2-11/0	1--1/0	DNP	1-5/0	2-11/0					
PERRY, Deonte	8-31/0	8-31/0	DNP	DNP	DNP	DNP	DNP	DNP					
SCOTT, Da'Mari	3-25/0	-	2-10/0	-	1-15/0	-	-	-					
JOHNSON, S.	7-20/0	5-13/0	DNP	2-7/0	DNP	DNP	DNP	DNP					
VIRGIL, Chason	5-6/0	-	3-2/0	2-4/0	DNP	DNP	-	-					
GRIM, Derrion	1-5/0	-	-	-	1-5/0	-	-	-					
JORDAN, Jamire	1--7/0	-	-	-	-	1--7/0	-	-					

RECEIVING	No-Yds/TD	UIW	ALA	UW	Nev	SJSU	UNM	SDSU	UNLV	BYU	UH	Wyo	BSU
JOHNSON, Keesean	37-534/4	7-120/0	8-55/0	4-51/0	7-104/3	2-52/0	5-105/1	4-47/0					
SCOTT, Da'Mari	29-292/1	2-32/0	7-67/0	5-40/1	4-50/0	7-45/0	1-1/0	3-57/0					
JORDAN, Jamire	11-273/3	2-64/1	1-7/0	-	1-14/0	2-24/0	3-108/2	2-56/0					
RICE, Jared	6-140/1	1-65/1	1-10/0	3-43/0	-	-	1-22/0	-					
GRIM, Derrion	8-116/1	2-14/0	2-23/1	1-3/0	2-69/0	-	1-7/0	-					
MIMS, Jordan	8-95/0	1-21/0	1-7/0	4-41/0	1--3/0	-	1-29/0	-					
HOKIT, Josh	8-72/0	-	2-16/0	2-4/0	3-25/0	-	1-27/0	-					
RIVERS, Ronnie	10-67/0	3-22/0	1-6/0	-	2-24/0	4-15/0	-	DNP					
O'NEAL, Deonte	7-58/0	-	1-5/0	2-12/0	3-25/0	DNP	-	1-16/0					
ALLEN, Justin	2-51/1	2-51/1	-	-	-	-	-	-					
RIDDERING, Kyle	4-25/1	1-2/1	2-20/0	-	1-3/0	-	-	-					
JOHNSON, S.	2-23/0	2-23/0	DNP	-	DNP	DNP	DNP	DNP					
PARKER, Namani	1-1/0	-	-	-	1-1/0	-	-	-					

PASSING

#5 VIRGIL	Att.	Comp	Int	Pct	Yards	TD	Long	Sack	Yds	Effic
Incarnate Word	29	16	0	55.2	246	1	40	0	0	137.8
at No. 1 Alabama	34	21	1	61.8	180	1	30	2	9	110.1
at No. 6 Washington	20	11	1	55.0	98	1	19	0	0	102.7
TOTALS	83	48	2	57.8	524	3	40	2	9	118.0

#6 MCMARYION	Att.	Comp	Int	Pct	Yards	TD	Long	Sack	Yds	Effic
Incarnate Word	7	6	0	85.7	103	2	45	0	0	303.6
at No. 1 Alabama	7	5	0	71.4	36	0	12	0	0	114.6
at No. 6 Washington	16	10	0	62.5	96	0	23	1	7	112.9
Nevada	32	24	1	75.0	296	2	63	1	7	167.1
at San Jose State	26	15	0	57.7	136	0	45	0	0	101.6
New Mexico	23	13	0	56.5	299	3	75	1	13	208.8
San Diego State	16	10	0	62.5	176	0	48	0	0	154.9
TOTALS	127	83	1	65.4	1142	7	75	3	27	157.5

PUNT RET	No-Yds	UIW	ALA	UW	Nev	SJSU	UNM	SDSU	UNLV	BYU	UH	Wyo	BSU
O'NEAL, Deonte	3-40	3-40	-	-	-	DNP	-	-					
RIVERS, Ronnie	6-34	2-19	-	1-6	1-5	1-3	1-1	DNP					
JOHNSON, Keesean	1-14	-	-	-	-	-	-	1-14					

KICK RET	No-Yds	UIW	ALA	UW	Nev	SJSU	UNM	SDSU	UNLV	BYU	UH	Wyo	BSU
SCOTT, Da'Mari	7-170	2-42	3-94	1-18	1-16	-	-	-					
O'NEAL, Deonte	8-161	1-22	2-33	5-106	-	DNP	-	-					
JORDAN, Jamire	1-71	-	-	-	1-71	-	-	-					

INT RET	No-Yds	UIW	ALA	UW	Nev	SJSU	UNM	SDSU	UNLV	BYU	UH	Wyo	BSU
BRYANT, Jaron	3-20	-	-	-	2-20	1-0	-	-					
COLEMAN, S.	1-0	1-0	-	-	DNP	DNP	-	-					
JOHNSON, Johnny	1-0	-	-	-	1-0	-	-	-					
HUGHES, Juju	1-0	-	-	-	-	1-0	-	-					
BELL, Mike	1-18	DNP	DNP	-	-	-	1-18	-					





2017 FRESNO STATE STATISTICS

TKLS FOR LOSS	UA-A	Tot	UIW	ALA	UW	Nev	SJSU	UNM	SDSU	UNLV	BYU	UH	Wyo	BSU
STANLEY, Robert	5-2	6.0	1.0-5	0.5-4	1.5-2	-	-	-	3.0-17					
NDOH, Emeka	5-0	5.0	3.0-23	-	-	1.0-2	-	DNP	1.0-8					
OKEKE, Tobenna	4-0	4.0	-	-	1.0-2	1.0-1	1.0-4	1.0-4	-					
HELMUTH, George	4-0	4.0	-	-	2.0-9	1.0-9	-	-	1.0-2					
HUGHES, Juju	4-0	4.0	-	-	-	-	2.0-6	2.0-4	-					
FORRESTER, M.	3-1	3.5	-	-	-	0.5-4	3.0-17	-	-					
ALLISON, J.	3-1	3.5	-	1.0-8	-	0.5-3	1.0-3	-	1.0-2					
VAN HOOK, S.	3-1	3.5	1.0-3	-	-	1.0-12	0.5-0	-	1.0-3					
BAILEY, James	2-1	2.5	-	1.0-1	-	-	0.5-1	1.0-3	-					
RICE, Justin	2-0	2.0	1.0-4	-	1.0-1	-	-	DNP	-					
HAYNES, Jasad	1-2	2.0	0.5-1	-	0.5-1	-	1.0-2	-	-					
DEGRUY, Damien	2-0	2.0	-	-	1.0-1	-	-	-	1.0-3					
KELLY, Anthoula	2-0	2.0	1.0-4	-	1.0-4	-	-	-	-					
BELL, Mike	1-1	1.5	DNP	DNP	1.5-5	-	-	-	-					
JONES, Kwami	1-1	1.5	-	-	0.5-0	-	-	1.0-4	-					
MADSEN, Nathan	1-1	1.5	-	0.5-3	-	-	-	-	1.0-7					
BRYANT, Jaron	1-0	1.0	-	1.0-3	-	-	-	-	-					
ATKINS, Kevin	1-0	1.0	1.0-4	-	-	-	-	-	-					
FOSTER, Tainoa	0-1	0.5	0.5-1	-	-	DNP	DNP	DNP	DNP					

SACKS	UA-A	Tot	UIW	ALA	UW	Nev	SJSU	UNM	SDSU	UNLV	BYU	UH	Wyo	BSU
NDOH, Emeka	4-0	4.0	2.0-20	-	-	1.0-2	-	DNP	1.0-8					
VAN HOOK, S.	2-0	2.0	-	-	-	1.0-12	-	-	1.0-3					
HELMUTH, George	2-0	2.0	-	-	1.0-6	1.0-9	-	-	-					
FORRESTER, M.	2-0	2.0	-	-	-	-	2.0-16	-	-					
OKEKE, Tobenna	2-0	2.0	-	-	-	-	1.0-4	1.0-4	-					
MADSEN, Nathan	1-0	1.0	-	-	-	-	-	-	1.0-7					
STANLEY, Robert	1-0	1.0	-	-	-	-	-	-	1.0-9					
HUGHES, Juju	1-0	1.0	-	-	-	-	1.0-4	-	-					
JONES, Kwami	1-0	1.0	-	-	-	-	-	1.0-4	-					
ALLISON, J.	1-0	1.0	-	1.0-8	-	-	-	-	-					

LONG PLAYS (20 OR MORE YARDS)

	FS Long Plays			Opponent Long Plays		
	Rush	Pass	Total	Rush	Pass	Total
Incarnate Word	1	10	11	0	1	1
Alabama	0	2	2	3	2	5
Washington	0	2	2	1	4	5
Nevada	0	5	5	0	4	4
San Jose State	0	2	2	0	0	0
New Mexico	3	6	9	0	4	4
SDSU	1	4	5	3	0	3
UNLV						
BYU						
Hawai'i						
Wyoming						
Boise State						
Totals	5	31	36	7	15	22

DRIVE SUPERLATIVES

	Fresno State	Opponent
Most Yards (Result)	87 (TD) - UNM	83 (fumble) - SDSU
Most Plays (Result)	17 (TD) - SJSU	16 (fumble) - SDSU
Most Time (Result)	8:04 (TD) - SJSU	7:56 (fumble) - SDSU

FRESNO STATE POINTS OFF TURNOVERS

Game	TOs Gained	TDs	FG	Pts	FS (Fumbles Lost/INT)
Incarnate Word	2 (1 INT/1 FR)	2	0	14	0 (0 INT/0 FL)
Alabama	0 (0 INT/0 FR)	0	0	0	1 (1 INT/0 FL)
Washington	2 (0 INT/2 FR)	0	2	6	1 (1 INT/0 FL)
Nevada	3 (3 INT/0 FR)	1	0	7	3 (1 INT/2 FL)
San Jose State	4 (2 INT/2 FR)	1	1	10	0 (0 INT/0 FL)
New Mexico	2 (1 INT/1 FR)	0	1	3	1 (0 INT/1 FL)
SDSU	1 (0 INT/1 FR)	0	0	0	0 (0 INT/0 FL)
UNLV					
BYU					
Hawai'i					
Wyoming					
Boise State					
Totals	14 (7 INT/7 FR)	4	4	40	6 (3 INT/3 FL)
Opponents	6 (3 INT/3 FR)	2	1	16	

GAME-OPENING DRIVES

Opponent	[---Fresno State---]			[-----Opponent-----]		
	Pts.	1st Dwns	Yds.	Pts.	1st Dwns	Yds
Incarnate Word	0	0	9	0	2	29
Alabama	0	0	7	7	2	73
Washington	0	1	17	7	3	76
Nevada	7	2	29	0	2	19
San Jose State	0	0	3	0	0	9
New Mexico	0	0	9	0	0	5
SDSU	0	1	15	0	6	83
UNLV						
BYU						
Hawai'i						
Wyoming						
Boise State						

SECOND HALF-OPENING DRIVES

Opponent	[---Fresno State---]			[-----Opponent-----]		
	Pts.	1st Dwns	Yds.	Pts.	1st Dwns	Yds
Incarnate Word	7	2	61	0	1	-8
Alabama	0	2	32	0	2	31
Washington	0	0	7	7	1	70
Nevada	0	1	18	0	0	4
San Jose State	0	0	5	0	0	4
New Mexico	0	1	7	0	1	23
SDSU	0	0	7	0	0	4
UNLV						
BYU						
Hawai'i						
Wyoming						
Boise State						

PENALTY NUMBERS

	FS Pen.-Yds.	Opp. Pen.-Yds
Incarnate Word	3-15	7-50
Alabama	1-6	4-30
Washington	6-54	4-41
Nevada	8-61	4-20
San Jose State	10-99	9-78
New Mexico	2-25	3-35
SDSU	5-40	5-40
UNLV		
BYU		
Hawai'i		
Wyoming		
Boise State		





2017 FRESNO STATE STATISTICS

FRESNO STATE CHUNK PLAYS

Yards	Opponent	Play	Result
75	UNM	McMaryion pass to Johnson, K.	1st-10
71	Nev	Jordan kick return	1st-10
70	UNM	McMaryion pass to Jordan	TD
65	UIW	Hokit pass to Rice, Ja.	TD
63	ALA	Scott kick return	1st-10
63	Nev	McMaryion pass to Grim	1st-10
57	UNM	McMaryion rush	1st-10
48	SDSU	McMaryion pass to Jordan	1st-Goal
45	UIW	McMaryion pass to Allen	TD
45	SJSU	McMaryion pass to Johnson, K.	1st-Goal
44	UIW	O'Neal punt return	1st-10
40	UIW	Virgil pass to Jordan	1st-Goal
40	Nev	McMaryion pass to Johnson, K.	TD
34	UIW	Virgil pass to Johnson, K.	1st-10
33	SDSU	McMaryion pass to Johnson, K.	1st-10
32	UNM	McMaryion pass to Jordan	TD
30	ALA	Virgil pass to Scott	1st-10
30	SDSU	McMaryion pass to Scott	1st-10
29	UIW	Virgil pass to Johnson, K.	1st-10
29	UNM	McMaryion pass to Mims	1st-10
28	UNM	Rivers rush	1st-Goal
27	UNM	McMaryion pass to Hokit	1st-10
26	ALA	Virgil pass to Grim	TD
26	SDSU	Hokit rush	TD
25	UIW	Virgil pass to Scott	1st-10
24	UIW	McMaryion pass to Jordan	TD
24	UIW	Virgil pass to Johnson, K.	1st-10
24	UNM	Mims rush	1st-10
24	SDSU	McMaryion pass to Scott	1st-10
23	Wash.	McMaryion pass to Scott	1st-10
23	Nev	McMaryion pass to Scott	1st-10
22	Nev	McMaryion pass to Scott	1st-10
22	SJSU	McMaryion pass to Scott	1st-10
22	UNM	McMaryion pass to Rice	1st-10
21	UIW	Virgil pass to Mims	1st-10
21	Wash.	McMaryion pass to Mims	1st-10
21	Nev	McMaryion pass to Hokit	1st-10
20	UIW	Virgil pass to Johnson, K.	1st-10

Only KO returns of 35 yards or more or INT & PR of 25 yards or more are included

OPPONENT CHUNK PLAYS

Yards	Opponent	Play	Result
77	Wash.	Pettis punt return	TD
73	Wash.	Browning to Pettis	TD
55	ALA	Hurts rush	TD
50	Wash.	Browning pass to Bryant	1st-10
45	SDSU	Washington rush	1st-10
44	UNM	Tuioti pass to Hart-Johnson	1st-Goal
40	Nev	Gangi pass to Mannix	1st-10
37	SDSU	Truxton punt return	1st-10
36	Wash.	Pettis pass to Bryant	1st-10
36	UNM	Tuioti pass to Drennan	1st-10
34	UIW	Laird pass to Brooks	1st-10
28	ALA	Hurts rush	1st-10
28	Wash.	Gaskin rush	TD
25	ALA	Hurts rush	1st-10
24	ALA	Tagovailoa pass to Marks	1st-10
24	Nev	Gangi pass to Demps	1st-10
24	SDSU	Agnew rush	1st-10
23	ALA	Hurts pass to Hentges	TD
23	UNM	Tuioti pass to Umeh	1st-10
22	UNM	Tuioti pass to Umeh	1st-10
21	Nev	Gangi pass to Demps	1st-10
21	Nev	Gangi pass to Armstrong	TD
21	SDSU	Penny rush	1st-10
20	Wash.	Browning to Lenius	1st-Goal

Only KO returns of 35 yards or more or INT & PR of 25 yards or more are included




2017 FRESNO STATE PARTICIPATION

#	Name	GP/GS	#	Name	GP/GS	#	Name	GP/GS
79	AIBUEDEFE, Nick	4/-	33	HOKIT, Josh	7/-	2	POTTS, DeShawn	7/5
13	ALLEN, Justin	7/-	23	HUGHES, Juju	7/7	16	RICE, Jared	7/2
9	ALLISON, J.	7/7	98	IAKOPO, Keiti	6/-	29	RICE, Justin	6/-
90	ATKINS, Kevin	7/1	80	JAVERNICK	7/-	89	RIDDERING, Kyle	7/7
7	BAILEY, James	7/7	96	JEANNITON, K.	1/-	20	RIVERS, Ronnie	6/5
4	BELL, Mike	5/2	17	JOHNSON, Johnny	7/5	8	SCOTT, Da'Mari	7/5
94	BELONY, Patrick	4/-	3	JOHNSON, Keesea	7/6	22	SOECHTING, T.	7/-
51	BOYER, Markus	6/-	24	JOHNSON, S.	2/-	73	ST. ANDREW, M.	7/7
14	BRYANT, Jaron	7/6	33	JONES, Kwami	7/-	32	STANLEY, Robert	7/7
26	BURT, Brian	1/-	1	JORDAN, Jamire	7/6	88	TANGIPA, David	7/-
42	CAGE, Richard	4/-	6	KELLY, Anthoula	7/3	65	TUITELE, Syrus	4/-
36	CAMACHO, Jimmy	7/-	91	MADSEN, Nathan	7/7	44	VAN HOOK, S.	7/-
82	COLEMAN, Donte	1/-	13	MAFI, Kesomi	2/-	5	VIRGIL, Chason	5/3
25	COLEMAN, S.	5/-	38	MAFI, Maamaloa	7/-	53	WESTBERRY, J.	7/-
58	CRONK, C.	7/7	41	MANNING, Ronnie	1/-	66	WOODLEY, Quireo	6/-
47	CUSICK, Blake	7/-	6	McMARYION, M.	7/4	31	WRIGHT, Andrew	5/-
19	DALENA, Frank	1/-	27	MILTON, Ka'Lonn	6/-			
1	DEGRUY, Damien	7/-	22	MIMS, Jordan	7/2			
18	FINCH, Jackson	4/-	77	MITCHELL, Aaron	7/7			
97	FORRESTER, M.	7/6	15	MOSBY, Arron	7/-			
50	FOSTER, Tainoa	3/-	52	MUTI, Netane	7/7			
28	GAGNON, Kenny	1/-	5	NDOH, Emeka	6/-			
76	GAMA, Shane	1/-	11	O'NEAL, Dejonte	6/1			
84	GRAYSON, A.	3/-	56	OKEKE, Tobenna	7/7			
40	GREEN, Justin	7/3	10	OTUKOLO, Nela	7/-			
7	GRIM, Derrion	7/-	87	PARKER, Namani	7/1			
93	HAYNES, Jasad	7/-	78	PATTERSON, D.	7/7			
34	HELMUTH, George	7/4	4	PERRY, Deonte	1/-			
86	HENDRICKSON, K.	5/-	74	POPOLIZIO, Ryan	5/-			

2017 GAME-BY-GAME OFFENSIVE STARTERS

DATE	OPPONENT	LT	LG	C	RG	RT	QB	RB	WR	WR	WR	TE
9/2	Incarnate Word	Cronk	Muti	Mitchell	St. Andrew	Patterson	Virgil	Rivers	Jordan	Johnson, K.	Scott	Riddering
9/9	at Alabama	Cronk	Muti	Mitchell	St. Andrew	Patterson	Virgil	Rivers	Jordan	Johnson, K.	Scott	Riddering
9/16	at Washington	Cronk	Muti	Mitchell	St. Andrew	Patterson	Virgil	Rivers	Jordan	Johnson, K.	Scott	Riddering
9/30	Nevada*	Cronk	Muti	Mitchell	St. Andrew	Patterson	McMaryion	Mims	O'Neal	Parker, N.	Rice (TE)	Riddering
10/7	at San Jose State*	Cronk	Muti	Mitchell	St. Andrew	Patterson	McMaryion	Rivers	Jordan	Johnson, K.	Scott	Riddering
10/14	New Mexico*	Cronk	Muti	Mitchell	St. Andrew	Patterson	McMaryion	Rivers	Jordan	Johnson, K.	Rice (TE)	Riddering
10/21	at San Diego State*	Cronk	Muti	Mitchell	St. Andrew	Patterson	McMaryion	Mims	Jordan	Johnson, K.	Scott	Riddering
10/28	UNLV*											
11/4	BYU											
11/11	at Hawai'i*											
11/18	at Wyoming*											
11/25	Boise State*											

2017 GAME-BY-GAME DEFENSIVE STARTERS

DATE	OPPONENT	DE	DT	DT	DE	LB	LB	LB	CB	FS	SS	CB
9/2	Incarnate Word	Stanley	Forrester	Madsen	Okeke	Green	Allison	Bailey	Johnson, J.	Potts	Hughes, J.	Bryant
9/9	at Alabama	Stanley	Forrester	Madsen	Okeke	Green	Allison	Bailey	Johnson, J.	Potts	Hughes, J.	Bryant
9/16	at Washington	Stanley	Forrester	Madsen	Okeke	Green	Allison	Bailey	Johnson, J.	Potts	Hughes, J.	Kelly
9/30	Nevada*	Stanley	Forrester	Madsen	Okeke	Helmuth	Allison	Bailey	Johnson, J.	Potts	Hughes, J.	Bryant
10/7	at San Jose State*	Stanley	Forrester	Madsen	Okeke	Helmuth	Allison	Bailey	Johnson, J.	Potts	Hughes, J.	Bryant
10/14	New Mexico*	Stanley	Forrester	Madsen	Okeke	Helmuth	Allison	Bailey	Kelly	Bell	Hughes, J.	Bryant
10/21	at San Diego State*	Stanley	Atkins	Madsen	Okeke	Helmuth	Allison	Bailey	Kelly	Bell	Hughes, J.	Bryant
10/28	UNLV*											
11/4	BYU											
11/11	at Hawai'i*											
11/18	at Wyoming*											
11/25	Boise State*											



**TURNOVERS YEAR-BY-YEAR - SINCE 2008**

2017 - Fresno State Record: 5-2											
Fresno State						Opponents					
Date	Opponent	Fresno St. Sacks	FR	Int.	Turnovers Gained	Opponent Sacks	FR	INT	Turnovers Lost		
9/2	Incarinate Word	2-20	1	1	2	0-0	0	0	0		
9/9	at Alabama	1-8	0	0	0	2-9	0	1	1		
9/16	at Washington	1-6	2	0	2	1-7	0	1	1		
9/30	Nevada	3-23	0	3	3	1-7	2	1	3		
10/7	at San Jose State	4-24	2	2	4	0-0	0	0	0		
10/14	New Mexico	2-8	1	1	2	1-3	1	0	1		
10/21	at San Diego St.	4-27	1	0	1	0-0	0	0	0		
10/28	UNLV										
11/4	BYU										
11/11	at Hawai'i										
11/18	at Wyoming										
11/25	Boise State										
Totals		12 Games	17-116	7	7	14	5-26	3	3	6	

NATIONAL RANKINGS

Sacks: 38
Fumble Recoveries: 20
Passes Intercepted: 44

Turnovers Gained: 28
Turnover Margin: 10

NATIONAL RANKINGS

Sacks Allowed: 8
Fumbles Lost: 19
INTs Thrown: 11

Turnovers Lost: 9
Turnover Margin: 10

Games Intercepted: 44

2016 - Fresno State Record: 1-11

Fresno State						Opponents					
Date	Opponent	Sacks	FR	Int.	Turnovers Gained	Date	Opponent	Sacks	FR	INT	Turnovers Lost
9/3	at Nebraska	0-0	0	0	0	9/3	at Nebraska	4-21	0	2	2
9/10	Sacramento St.	3-11	0	2	2	9/10	Sacramento St.	2-19	1	1	2
9/17	at Toledo	0-0	0	0	0	9/17	at Toledo	5-35	0	0	0
9/24	Tulsa	4-34	1	1	2	9/24	Tulsa	2-9	1	1	2
10/1	at UNLV	0-0	0	0	0	10/1	at UNLV	2-20	0	1	1
10/8	at Nevada	1-15	1	0	1	10/8	at Nevada	1-4	2	0	2
10/14	San Diego St.	1-1	0	0	0	10/14	San Diego St.	2-12	0	3	3
10/22	at Utah St.	0-0	0	0	0	10/22	at Utah St.	1-6	0	0	0
10/28	Air Force	1-6	1	0	1	10/28	Air Force	2-11	0	4	4
11/5	at Colorado St.	0-0	0	0	0	11/5	at Colorado St.	5-26	0	1	1
11/19	Hawai'i	2-15	0	1	1	11/19	Hawai'i	1-6	0	0	0
11/26	San Jose St.	2-12	1	1	2	11/26	San Jose St.	4-17	1	0	1
Totals	12 Games	14-94	4	5	9	Totals	12 Games	31-186	5	13	18

NATIONAL RANKINGS

Sacks: T-117
Fumble Recoveries: T-116
Passes Intercepted: T-117

Turnovers Gained: T-126
Turnover Margin: T-117

NATIONAL RANKINGS

Sacks Allowed: T-96
Fumbles Lost: T-12
INTs Thrown: T-88

Turnovers Lost: T-47
Turnover Margin: T-117

Passes Intercepted: 1-11

IG's Thrown: 3-58

2015 - Fresno State Record: 3-8

Fresno State						Opponents					
		Fresno St.		Turnovers				Opponent		Turnovers	
Date	Opponent	Sacks	FR	INT	Gained	Date	Opponent	Sacks	FR	INT	Lost
9/3	Abilene Christian	5-30	0	2	2	9/3	Abilene Christian	0-0	1	2	3
9/12	at No. 14 Ole Miss	1-8	2	1	3	9/12	at No. 14 Ole Miss	1-15	1	3	4
9/19	No. 21 Utah	0-0	2	1	3	9/19	No. 21 Utah	1-5	2	0	2
9/26	at San Jose St.	6-35	1	0	1	9/26	at San Jose St.	2-19	0	1	1
10/3	at San Diego St.	3-25	1	0	1	10/3	at San Diego St.	3-27	0	0	0
10/10	Utah State	2-13	1	0	1	10/10	Utah State	5-25	1	3	4
10/16	UNLV	6-24	0	0	0	10/16	UNLV	0-0	1	0	1
10/24	at Air Force	0-0	1	0	1	10/24	at Air Force	2-9	0	1	1
11/5	Nevada	2-18	0	1	1	11/5	Nevada	3-20	1	3	4
11/14	at Hawai'i	2-13	1	3	4	11/14	at Hawai'i	3-16	0	0	0
11/21	at BYU	1-5	2	0	2	11/21	at BYU	4-26	0	3	3
11/28	Colorado St.	0-0	0	1	1	11/28	Colorado St.	2-16	0	0	0
Totals	12 Games	28-171	11	9	20	Totals	12 Games	24-152	7	16	23

NATIONAL RANKINGS

Sacks: T-29
Fumble Recoveries: T-7
Passes Intercepted: T-79

Turnovers Gained: T-50
Turnover Margin: T-93

NATIONAL RANKINGS

Sacks Allowed: T-73
Fumbles Lost: T-54
INTs Thrown: T-118

Turnovers Lost: T-113
Turnover Margin: T-93

2014 - Fresno State Record: 6-8										
Fresno State					Opponents					
Date	Opponent	Fresno St. Sacks	FR	Int.	Turnovers Gained	Opponent	Sacks	FR	INT	Turnovers Lost
8/30	at USC	0-0	2	0	2	1-10	0	4	4	1
9/6	at Utah	2-11	0	0	0	7-34	1	0	1	0
9/13	Nebraska	0-0	1	0	1	4-29	0	0	0	1
9/20	Southern Utah	4-10	1	1	2	0-0	0	1	1	1
9/26	at New Mexico	2-14	0	0	0	3-24	1	1	1	2
10/3	San Diego State	2-12	1	2	3	3-7	1	1	1	2
10/10	at UNLV	5-13	0	1	1	1-1	1	2	3	3
10/17	at Boise State	2-10	1	0	1	5-22	0	1	1	1
11/1	Wyoming	1-6	1	0	1	2-6	0	2	2	2
11/8	San Jose State	0-0	1	2	3	1-5	1	1	1	2
11/22	at Nevada	3-24	3	1	4	3-20	1	1	1	2
11/29	Hawai'i	6-34	0	2	2	2-17	0	2	2	2
12/6	at Boise State *	1-5	0	0	0	4-24	0	3	3	3
12/24	vs. Rice!	2-14	0	0	0	4-24	0	2	2	2
Totals	14 Games	30-153	11	9	20	40-223	6	21	21	27

NATIONAL RANKINGS

Sacks: 65
Fumble Recoveries: T-38
Passes Intercepted: T-91

Turnovers Gained: T-55
Turnover Margin: T-103

NATIONAL RANKINGS

Sacks Allowed: T-105
Fumbles Lost: T-19
INTs Thrown: 123

Turnovers Lost: T-109
Turnover Margin: T-103

2013 - Fresno State Record: 11-2											
Fresno State						Opponents					
Date	Opponent	Sacks	FR	INT	Turnovers Gained	Date	Opponent	Sacks	FR	INT	Turnovers Lost
8/29	Rutgers	1-10	1	1	2	8/29	Rutgers	1-4	2	1	3
9/7	Cal Poly	1-10	1	0	1	9/7	Cal Poly	0-0	1	0	1
9/14	at Colorado	-----GAME CANCELED (FLOODING)-----									
9/20	Boise State	4-19	1	1	2	9/20	Boise State	1-2	0	0	0
9/28	at Hawai'i	7-46	0	2	2	9/28	at Hawai'i	1-1	3	2	5
10/5	at Idaho	6-41	1	4	5	10/5	at Idaho	0-0	1	2	3
10/19	UNLV	3-12	0	0	0	10/19	UNLV	0-0	0	1	1
10/26	at San Diego St.	2-12	1	1	2	10/26	at San Diego St.	2-22	0	0	0
11/2	Nevada	3-18	0	1	1	11/2	Nevada	2-14	1	0	1
11/9	at Wyoming	1-8	1	1	2	11/9	at Wyoming	1-9	0	0	0
11/23	New Mexico	3-25	0	0	0	11/23	New Mexico	0-0	0	0	0
11/29	at San Jose St.	0-0	2	0	2	11/29	at San Jose St.	0-0	0	1	1
12/7	Utah State*	8-49	0	2	2	12/7	Utah State*	3-19	3	2	5
12/21	vs. USC!	1-17	1	1	2	12/21	vs. USC!	0-0	0	1	1
Totals	13 Games	40-250	9	14	23	Totals	13 Games	12-72	11	10	21

NATIONAL RANKINGS

Sacks: 6
Fumble Recoveries: T-56
Passes Intercepted: T-40

Turnovers Gained: T-47
Turnover Margin: T-48

NATIONAL RANKINGS

Sacks Allowed: 6
Fumbles Lost: T-84
Interceptions Thrown: T-35

Turnovers Lost: T-57
Turnover Margin: T-48

2012 - Fresno State Record: 9-4											
Fresno State						Opponents					
		Fresno St.		Turnovers				Opponent		Turnovers	
Date	Opponent	Sacks	FR	Int.	Gained			Sacks	FR	INT	Lost
9/1	Weber State	4-17	0	1	1			1-13	0	0	0
9/8	at No. 4 Oregon	3-34	3	0	3			3-16	0	0	0
9/15	Colorado	4-24	0	4	4			0-0	1	1	2
9/22	at Tulsa	0-0	0	3	3			2-13	2	0	2
9/29	San Diego St.	5-35	2	3	5			1-9	2	2	4
10/6	at Colorado St.	4-29	1	1	2			2-18	0	0	0
10/13	at Boise St.	1-0	0	1	1			3-21	1	1	2
10/20	Wyoming	1-8	0	2	2			2-15	2	0	2
10/27	at New Mexico	1-4	1	1	2			2-11	0	1	1
11/3	Hawai'i	5-19	2	1	3			3-21	0	1	1
11/10	at Nevada	3-26	2	2	4			1-7	1	0	1
11/24	Air Force	3-15	2	1	3			1-7	1	0	1
12/24	SMU!	5-24	0	2	2			7-53	2	2	4
Totals 13 games		40-239	13	22	35			29-207	12	8	20

NATIONAL RANKINGS

Sacks: 9
Fumble Recoveries: T-27
Passes Intercepted: 3

Turnovers Gained: 5
Turnover Margin: T-7

NATIONAL RANKINGS

Sacks Allowed: T-78
Fumbles Lost: T-77
Interceptions Thrown: T-28

Turnovers Lost: T-46
Turnover Margin: T-7

Passes intercepted: 5		2011 - Fresno State Record: 4-9										Interceptions Thrown: 1-28	
		Fresno ST				Turnovers		Opponent				Turnovers	
Date	Opponent	Sacks	FR	INT	Gained	Sacks	FR	INT	Lost	Sacks	FR	INT	Lost
9/3	vs. California	2-17	1	1	2	6-30	1	1	1	2	1	1	2
9/10	at No. 10 Nebraska	1-4	0	2	2	0-0	1	0	1	0	1	0	1
9/17	North Dakota	2-23	0	0	0	3-26	0	0	0	0	0	0	0
9/24	at Idaho	2-12	1	0	1	0-0	0	2	2	2	0	2	2
10/1	Ole Miss	1-7	0	0	0	2-18	1	1	1	2	1	1	2
10/7	No. 5 Boise St.	0-0	0	0	0	0-0	2	2	2	2	2	2	4
10/15	Utah State	3-15	1	0	1	0-0	2	0	0	2	0	0	2
10/22	at Nevada	2-8	0	0	0	1-2	2	0	0	2	0	0	2
11/5	La Tech	1-8	0	0	0	3-12	1	2	3	2	1	2	3
11/12	at New Mexico St.	2-17	0	1	1	1-4	1	0	1	0	1	0	1
11/19	at Hawai'i	4-32	0	0	0	1-3	0	0	0	0	0	0	0
11/26	San Jose St.	0-0	1	1	2	0-0	2	1	3	0	0	1	3
12/3	at San Diego St.	2-15	0	0	0	3-28	0	1	1	0	0	1	1
Totals	13 Games	20-143	4	5	9	17-95	13	9	22	17-95	13	9	22



INDIVIDUAL GAME HIGHS

PASSING

Name	Attempts		Completions		Yards		Career 300-Yard Passing Games
	2017	Career	2017	Career	2017	Career	
Chason Virgil	34 (at Alabama)	45 (2x)	21 (at Alabama)	27 (*16 at Utah St.)	246 (UIW)	303 (*16 Air Force)	1
Marcus McMaryion	24 (Nevada)	Same	32 (Nevada)	Same	299 (UNM)	Same	--
Name	Longest Pass		TDs		INTs		
	2017	Career	2017	Career	2017	Career	
Chason Virgil	40 (UIW)	85 (*16 at Toledo)	1 (2x)	3 (*16 Air Force)	1 (2x)	4 (*16 Air Force)	
Marcus McMaryion	75 (UNM)	Same	3 (UNM)	Same	1 (Nevada)	Same	

RUSHING

Name	Attempts		Yards		TDs		Longest Career Run	100-Yd Games
	2017	Career	2017	Career	2017	Career		
Derrion Grim	1 (Nevada)	Same	5 (Nevada)	Same	--	--	5 (Nevada)	--
Josh Hokit	14 (2x)	18 (*16 Hawai'i)	77 (at SDSU)	97 (*16 Hawai'i)	3 (at SDSU)	Same	26 (at SDSU)	--
KeeSean Johnson	--	1 (3x)	--	10 (*16 at Nevada)	--	--	10 (*16 at Nevada)	--
Saevion Johnson	5 (UIW)	Same	13 (UIW)	Same	--	--	11 (UIW)	--
Jamire Jordan	1 (at SJSU)	6 (*16 at UNLV)	-7 (at SJSU)	44 (*16 Tulsa)	--	1 (*16 Tulsa)	44 (*16 Tulsa)	--
Marcus McMaryion	8 (at SJSU)	Same	65 (UNM)	Same	--	--	57 (UNM)	--
Jordan Mims	21 (at SDSU)	Same	112 (at SDSU)	Same	1 (UIW)	Same	24 (UNM)	--
Dejonte O'Neal	5 (UIW)	Same	37 (UIW)	Same	--	1 (*16 Sac St.)	17 (2x)	--
Deonte Perry	8 (UIW)	Same	31 (UIW)	Same	--	--	8 (UIW)	--
Ronnie Rivers	19 (at SJSU)	Same	105 (at SJSU)	Same	2 (at SJSU)	Same	30 (UIW)	1
Da'Mari Scott	2 (at Alabama)	Same	15 (Nevada)	Same	--	--	15 (Nevada)	--
Chason Virgil	3 (at Alabama)	19 (*16 Tulsa)	4 (at Washington)	47 (*16 Tulsa)	--	2 (*16 Tulsa)	28 (*16 SDSU)	--

RECEIVING

Name	Receptions		Yards		TDs		Longest Career Reception	100-Yd Games
	2017	Career	2017	Career	2017	Career		
Justin Allen	2 (UIW)	Same	51 (UIW)	Same	1 (UIW)	Same	45 (UIW)	--
Derrion Grim	2 (4x)	Same	69 (Nevada)	Same	1 (at Alabama)	Same	63 (Nevada)	--
Josh Hokit	3 (Nevada)	Same	27 (UNM)	Same	--	--	27 (UNM)	--
KeeSean Johnson	8 (at Alabama)	10 (*16 Air Force)	120 (UIW)	142 (*16 Air Force)	3 (Nevada)	3 (2x)	75 (UNM)	4
Jamire Jordan	3 (UNM)	10 (*16 at Utah St.)	108 (UNM)	115 (*16 Air Force)	2 (UNM)	Same	85 (*16 at Toledo)	5
Jordan Mims	4 (at Washington)	Same	41 (at Washington)	Same	--	--	29 (UNM)	--
Dejonte O'Neal	3 (Nevada)	4 (*16 at Toledo)	25 (Nevada)	Same	--	--	16 (2x)	--
Namani Parker	1 (Nevada)	Same	1 (Nevada)	Same	--	--	1 (Nevada)	--
Jared Rice	3 (at Washington)	Same	65 (UIW)	Same	1 (UIW)	1 (3x)	65 (UIW)	--
Kyle Riddering	2 (at Alabama)	3 (*16 at Utah St.)	20 (at Alabama)	Same	1 (UIW)	Same	12 (*16 at Nevada)	--
Ronnie Rivers	4 (at SJSU)	Same	24 (Nevada)	Same	--	--	21 (Nevada)	--
Da'Mari Scott	7 (2x)	Same	67 (at Alabama)	102 (*14 So. Utah)	1 (at Washington)	2 (*15 at Hawai'i)	81 (*14 So. Utah)	--

DEFENSE

Name	Tackles		TFL		Sacks		INT	FF
	2017	Career	2017	Career	2017	Career		
Jeffrey Allison	14 (at Alabama)	Same	1.0 (3x)	Same	1.0 (at Alabama)	Same	--	1 (2x)
Kevin Atkins	1 (Nevada)	Same	1.0 (UIW)	Same	--	--	--	--
James Bailey	9 (Nevada)	9 (2x)	1.0 (at Alabama)	1.5 (*16 Tulsa)	--	0.5 (*16 Tulsa)	--	1 (UNM)
Mike Bell	10 (UNM)	Same	1.5 (at Washington)	Same	--	--	1 (UNM)	--
Patrick Belony	2 (UIW)	3 (*16 SDSU)	--	0.5 (2x)	--	--	--	--
Jaron Bryant	7 (2x)	Same	1.0 (at Alabama)	Same	--	--	2 (Nevada)	--
Richard Cage	1 (Nevada)	Same	--	--	--	--	--	--
Sherman Coleman Jr.	4 (at Washington)	Same	--	--	--	--	1 (UIW)	--
Damien DeGruy	1 (4x)	Same	1.0 (at SDSU)	Same	--	--	--	--
Jackson Finch	3 (at Alabama)	Same	--	--	--	--	--	--
Malik Forrester	6 (at SJSU)	6 (3x)	3.0 (at SJSU)	Same	2.0 (at SJSU)	Same	--	1 (at SJSU)
Tainoa Foster	2 (UIW)	Same	0.5 (UIW)	Same	--	--	--	--
Justin Green	3 (at Alabama)	8 (*15 at SJSU)	--	1.0 (5x)	--	1.0 (4x)	--	1 (*15 at Miss)
Jasad Haynes	2 (2x)	Same	0.5 (UIW)	Same	--	--	--	--
George Helmuth	10 (Nevada)	Same	2.0 (at Washington)	Same	1.0 (2x)	Same	--	1 (at UW)
Juju Hughes	11 (UNM)	Same	2.0 (2x)	Same	1.0 (at SJSU)	Same	1 (at SJSU)	1 (at SJSU)
Keiti Iakopo	2 (at SDSU)	Same	--	--	--	--	--	--
Kwami Jones	3 (2x)	Same	1.0 (UNM)	Same	1.0 (UNM)	--	--	--
Johnny Johnson Jr.	5 (at Alabama)	Same	--	--	--	--	1 (Nevada)	--
Tank Kelly	6 (2x)	Same	1.0 (2x)	Same	--	--	--	--
Nate Madsen	4 (at SDSU)	5 (*15 vs. Utah)	1.0 (at SDSU)	2.0 (*14 vs. SUU)	1.0	1.0 (3x)	--	--
Maamaloa Mafi	1 (2x)	Same	--	--	--	--	--	--
Ka'Lonn Milton	3 (2x)	Same	--	--	--	--	--	--
Arron Mosby	1 (2x)	Same	--	--	--	--	--	--
Emeka Ndoh	3 (UIW)	Same	3.0 (UIW)	Same	2.0 (UIW)	Same	--	1 (UIW)
Tobenna Okeke	5 (at SJSU)	9 (Air Force)	1.0 (4x)	2.0 (*15 vs. ACU)	1.0 (2x)	1.0 (6x)	--	--
Nela Otukolo	2 (2x)	10 (*16 SDSU)	--	1.5 (*15 vs. Utah)	--	1.0 (3x)	--	1 (*16 AF)
DeShawn Potts	4 (at SJSU)	11 (*16 SDSU)	--	1.0 (*16 at Toledo)	--	--	--	--
Justin Rice	5 (at Washington)	Same	1.0 (2x)	Same	--	--	--	--
Trent Soechting	4 (Nevada)	10 (*16 Air Force)	--	1.0 (*16 at Nebraska)	--	--	--	--
Robert Stanley	5 (at SDSU)	12 (*16 SJSU)	3.0 (at SDSU)	Same	1.0 (at SDSU)	Same	--	--
Stephen Van Hook	3 (Nevada)	Same	1.0 (3x)	Same	1.0 (2x)	Same	--	--





THE LAST TIME

A Bulldog Player Had... RUSHING

300+ yards rushing:

Never

250-299 yards rushing:

261, Robbie Rouse at Nevada (11/10/12)

200-249 yards rushing:

217, Robbie Rouse vs. Nevada (11/13/10)

150-199 yards rushing:

169, Dontel James at Nevada (10/8/16)

100 yard rushing game by a quarterback:

142, Bill Yancy, at McNeese State (9/9/78)

Back-to-back 200-yard rushing games:

Robbie Rouse, 11/6/10-11/13/10

Five+ consecutive 100-yard rushing games:

9 games, Ryan Matthews, 9/5-11/7/09

Four consecutive 100-yard rushing games:

Marteze Waller, 10/10-11/8/14

2 rushers with 100 yards:

Marteze Waller (145) & Josh Quezada (112)
vs. San Jose State (11/8/14)

90+ yard rushing play:

94, Robbie Rouse vs. Colorado (9/15/12) - TD

80-89 yard rushing play:

80, Lonyae Miller vs. Hawai'i (10/4/08)

70-79 yard rushing play:

76, Marteze Waller at Boise State (10/17/14)

60-69 yard rushing play:

66, Brian Burrell vs. Nebraska (9/13/14) - TD

40+ rushing attempts:

43, Robbie Rouse at La Tech (11/6/10)

30-39 rushing attempts:

36, Robbie Rouse at Nevada (11/10/12)

2 rushers with 2 TDs:

Kilton Anderson (2), Marteze Waller (2) vs.
UNLV (10/16/15)

5 TDs rushing:

Don Driscoll vs. Cal State-Los Angeles (10/2/54)

4 TDs rushing:

Michael Pittman at San Jose State (11/15/97)

3 TDs rushing:

Josh Hokit at San Diego State (10/21/17)

3 TDs rushing by a quarterback:

Trent Dilfer vs. UNLV (10/26/91)

2 TDs rushing by a quarterback:

Kilton Anderson vs. UNLV (10/16/15)

RECEIVING

200+ yards receiving:

264, Davante Adams at San Jose St. (11/29/13)

150-199 yards receiving:

194, Aaron Peck at UNLV (10/1/16)

2 receivers with 100 yards receiving:

Jamire Jordan (108),
KeeSean Johnson (105) vs. New Mexico (10/14/17)

3 receivers with 100 yards receiving:

Davante Adams (246), Josh Harper (161),
Isaiah Burse (112) vs. New Mexico (11/23/13)

90+ yard pass play:

97, Isaiah Burse from Derek Carr vs. Colorado
(9/15/12) - TD

80-89 yard pass play:

80, Aaron Peck from Chason Virgil at UNLV
(10/1/16) - TD

70-79 yard pass play:

75, KeeSean Johnson from Marcus McMaryion
vs. New Mexico (10/14/17)

60-69 yard pass play:

63, Derrion Grim from Marcus McMaryion vs.
Nevada (9/30/17)

50-59 yard pass play:

53, KeeSean Johnson from Zach Kline vs.
San Jose State (11/26/16)

10-14 receptions:

KeeSean Johnson (10) vs. Air Force (10/28/16)

15+ or more receptions:

Isaiah Burse (17) vs. Utah State (12/7/13)

2+ receivers with 10 or more catches:

Davante Adams (13), Isaiah Burse (10)

at San Jose St. (11/29/13)

2 receivers with 2 TDs:

Davante Adams (4), Josh Harper (4)
vs. New Mexico (11/23/13)

A TE with two TDs:

Chad Olsen (2) at UNLV (10/10/14) & vs. ACU (9/3/15)

3+ TDs receiving:

KeeSean Johnson (3) vs. Nevada (9/30/17)

Back-to-back games with 2+ TDs receiving:

Davante Adams
11/23/13 vs. UNM (4), 11/29/13 (3) at SJSU

Back-to-back 100-yard plus receiving games:

Davante Adams (3),
11/23/13 (246) -11/29/13 (264) - 12/7/13 (168)

Back-to-back 200-yard plus receiving games:

Davante Adams
11/23/13 vs. UNM (246), 11/29/13 at SJSU (264)

Had three consec. 100-yard plus receiving games:

Davante Adams, 11/23/13 (246) -11/29/13 (264) -
12/7/13 (168)

Five receivers with TDs:

D. Scott (2), J. Jordan (1), J. Blandin (1),
C. Olsen (1), M. Waller at Hawai'i (11/14/15)

Four receivers with TDs:

J. Jordan (1), J. Allen (1), J. Rice (1),
K. Riddering (1) vs. Incarnate Word (9/2/17)

Three receivers with TDs:

Da'Mari Scott (1), Josiah Blandin (1),
Jamire Jordan (1) vs. Utah (9/19/15)

Caught a TD in six-straight games:

Davante Adams (9 games), 10/5/13-12/21/13

An OL caught a pass:

Adam McDowell (3 yards) at No. 8 Boise State
(11/28/08)

PASSING

500-plus yards passing:

519, Derek Carr at San Jose St. (11/29/13)

400-499 yards passing:

404, Derek Carr vs. Utah State (12/7/13)

3+ Consecutive 300+ passing games:

Derek Carr (5), 11/2/13-12/7/13

Back-to-back 500-yard plus passing games:

Derek Carr,
vs. UNM (522) 11/22/13, at SJSU (519) 11/29/13

7 TDs passing:

Derek Carr vs. New Mexico (11/23/13)*

6 TDs passing:

Zack Greenlee at Hawaii (11/14/15)

5 TDs passing:

Derek Carr at Idaho (10/5/13)

4 TDs passing:

Brian Burrell at Nevada (11/22/14)

Back-to-back games with 4+ TD passes:

Derek Carr (three games)
at Wyoming (4), vs. New Mexico (7), SJSU (6)
11/9/13-11/29/2013

Three 50+ yard TD passes in the same game:

Derek Carr 59 yards to Davante Adams, 57 yards
to Davante Adams, 59 yards to Josh Harper
vs. New Mexico (11/23/13)

Two 50+ yard TD passes in the same game:

Derek Carr 97 yards to Isaiah Burse & 60 yards
to Davante Adams vs. Colorado (9/15/12)

Two 50+ yard TD passes in the same quarter:

Derek Carr, 59 yards to Davante Adams & 59 yards
to Josh Harper vs. New Mexico (11/23/13) - 3rd Qtr.

Three Quarterbacks throw TD in same game:

B. Burrell (2), B. Connette (1), Z. Greenlee (1)
vs. Southern Utah (9/20/14)

50+ pass attempts:

59, Brian Burrell vs. Nebraska (9/13/14)

40-49 pass attempts:

44, Chason Virgil at Utah State (10/22/16)

40+ pass completions

52*, Derek Carr vs. Rutgers (8/29/13)

30-39 pass completions

30, Brian Burrell at Boise St.-MWC Game (12/6/14)

DEFENSE

15+ tackles:

15, Stratton Brown vs. Air Force (11/26/16)

12-14 tackles:

14, Jeffrey Allison at Alabama (9/9/17)

10+ tackles by a DL:

14, Tyeler Davison at UNLV (10/10/14)

3+ sacks:

3.0, Tyeler Davison vs. Hawai'i (11/29/14)

4.5+ tackles for a loss:

4.5, Ejiro Ederaine at San Diego St. (10/26/13)

4.0 tackles for a loss:

4.0, Ejiro Ederaine at Boise St.-MWC Game (12/6/14)

3 interceptions:

Phillip Thomas vs. Colorado (9/15/12)

2 interceptions:

Jaron Bryant vs. Nevada (9/30/17)

Interception return for TD

Jaron Bryant (18 yards) vs. Nevada (9/30/17)

Two interception returns for TD

*Phillip Thomas (16 & 43 yards) vs. Colorado
(9/15/12)

Two players with interception returns for TDs

Patrick Su'a (20) and Tristan Okpalauo (21)
at Tulsa (9/22/12)

Fumble recovery for TD:

Ejiro Ederaine (*78 yards)
at San Diego St. (10/26/13)

Two players with fumble recoveries for TDs:

Tyler Davison (0 yards), Travis Brown (26 yards)
at Nevada (11/10/12)

Recovered two fumbles in a game:

Ben Jacobs vs. Louisiana Tech (11/21/09)

Forced three fumbles in a game:

Ben Jacobs vs. Louisiana Tech (11/29/09)

Forced & recovered a fumble in the same game:

George Helmuth at Washington (9/16/17)

Scored on a safety:

Emeka Ndoh vs. Incarnate Word (9/2/17)

SPECIAL TEAMS

Blocked a field goal:

James Bailey vs. Nevada (9/1/17)

Returned a blocked field goal for a touchdown:

Isaiah Green (59 yards) at San Diego St. (12/3/11)

Blocked a PAT:

Nikko Mota vs. Nevada (11/2/13)

Blocked 2 PATs in a game:

Cody Wichmann vs. California (9/3/11)

Returned a PAT for Two Points:

Charles Washington vs. San Diego State (9/29/12)

Blocked a punt:

DeShawn Potts at UNLV (10/1/16)

Returned a blocked punt for a touchdown:

T.J. Thomas (9 yards) vs. San Jose State (11/8/14)

Returned a kickoff for a TD:

A.J. Jefferson (92 yards) vs. Nevada (11/7/08)

Returned an opening kickoff for a TD:

Has not happened in last 10 seasons

Recovered an onside kick attempt:

Michael Martens vs. Utah (9/19/15)

Returned a punt for a TD:

Isaiah Burse (2, 61/58 yards) vs. Cal Poly (9/7/13)

Returned 2 punts for TD in same game:

Isaiah Burse (61 & 58 yards) vs. Cal Poly (9/7/13)

Made 4 FGs in a Game:

Quentin Breshers at No. 4 Oregon (9/8/12)

Kicked a field goal of 55+ yards

*58, Kevin Goessling at Utah State (10/25/08)

Kicked a field goal of 50-54 yards

50, Kevin Goessling vs. Illinois (12/3/10)

TOTAL OFFENSE/ALL-PURPOSE

500 yards total offense:

551, Derek Carr at San Jose St. (11/29/13)

400-499 yards total offense:

482, Derek Carr vs. Nevada (11/2/13)

300+ all-purpose yards:

311, Robbie Rouse at Louisiana Tech (11/6/10)

* denotes school record





THE LAST TIME

A Bulldog Team Had... OFFENSE

90+ points: 94, vs. New Mexico (10/5/91)
80-89 points: 80, vs. Fort Ord (1942)
70-79 points: 70, vs. Hawai'i (11/12/04)
60-69 points: 66, vs. Incarnate Word (9/2/17)
50-59 points: 56, vs. Southern Utah (9/20/14)
0 points: at Colorado State (11/5/16)
0 points in 1st half: at Colorado State (11/5/16)
0 points in 2nd half: San Jose State (11/26/16)
Did not score a Touchdown:
 at Colorado State (11/5/16)
Scored 3-plus TDs in 4th Quarter: 3- vs. Sacramento State (9/10/16)
400+ yards rushing: *503, vs. Hawai'i (11/12/04)
300-399 yards rushing:
 389, vs. Southern Utah (9/20/14)
Less than 100 yards rushing:
 58, at No. 1 Alabama (9/9/17)
Negative rushing yards:
 -16, vs. SMU (12/24/12)
70+ rushing attempts: *71, vs. Pacific (11/9/91)
60-69 rushing attempts: 64, vs. Hawai'i (11/12/04)
50-59 rushing attempts: 51, at San Jose State (10/7/16)
Less than 10 rushing attempts: 6 vs. USC (12/21/14)
7+ rushing TDs: 9, vs. Hawai'i (11/12/04)
6 rushing TDs: at San Jose State (11/27/04)
5 rushing TDs: vs. Colorado (9/15/12)
500+ yards passing:
 519, at San Jose St. (11/29/13)
Less than 100 yards passing:
 77, at San Diego State (10/3/15)
50+ pass attempts: 59, vs. Nebraska (9/13/14)
40+ pass completions: *52, vs. Rutgers (8/29/13)
30-39 pass completions: 30, vs. Nebraska (9/13/14)
Had 12+ players catch a pass:
 12, at No. 19 Oregon (9/15/07)
600+ total net yards: 613, vs. Incarnate Word (9/2/17)
500-599 total net yards:
 526 vs. New Mexico (10/14/17)
Less than 150 total net yards:
 125, at Boise State (11/19/11)
Less than 100 total net yards:
 89, at San Diego State (10/3/15)
Had a 200-yard rusher and 200-yard passer:
 at Nevada (11/10/12) - Robbie Rouse (261 rushing) & Derek Carr (220 passing)
37+ minutes of possession:
 38:15, at Hawai'i (11/19/11)
 37:13, at Hawai'i (11/14/15)
 37:01, at San Jose State (10/7/17)

DEFENSE

Shutout an opponent: vs. New Mexico (10/14/17)
Shutout an opponent in the 1st half:
 vs. New Mexico (10/14/17)
Shutout an opponent in the 2nd half:
 at San Diego State (10/21/17)
Allowed 50+ points: 52, at Toledo (9/17/16)
Held two opponents scoreless in the same season:
 2017, New Mexico (38-0) & Incarnate Word (66-0)
Held an opponent to 0 or no yards in a quarter:
 -3 yards, 4th qtr, at Boise St.-MWC Game (12/6/14)
7+ interceptions: *7, vs. Idaho State (9/21/68)
6 interceptions: vs. Georgia Tech (12/31/02)
5 interceptions: vs. Oregon State (9/5/03)
4 interceptions: at Idaho (10/5/13)
3 interceptions: vs. Nevada (9/30/17)
Interception by a defensive lineman:
 Nikko Mota at Idaho (10/5/13)
4+ fumble recoveries: vs. New Mexico St. (11/11/06)
3 fumble recoveries: at Nevada (11/22/14)
13+ TFL in a game: vs. (13) New Mexico (11/23/13)
12 TFL in a game: vs. Cincinnati (9/4/10)

11 TFL in a game: vs. Hawai'i (11/29/14)
10 TFL in a game: at Washington (9/16/17)
8+ Sacks in a game: 8, vs. Utah State (12/7/13)
7 Sacks in a game: at Idaho (10/5/13)
6 Sacks in a game: vs. UNLV (10/16/15)
5 Sacks in a game: vs. ACU (9/3/15)
Scored 3 Defensive Touchdowns:
 at Nevada (11/10/12) - Tyeler Davison (0-yd FR);
 Travis Brown (26-yd FR); Derron Smith (34-yd INT return)
Scored on a safety: vs. Incarnate Word (9/2/17)

TURNOVERS

Forced 6 or more turnovers in a game:
 7 - vs. Georgia Tech (12/31/02) - 6 INT, 1 FR
Forced 5 turnovers in a game:
 at Idaho (10/5/13) - 4 INT, 1 FR
Forced 4 turnovers in a game:
 at San Jose State (10/7/17) - 2 INT, 2 FR
Committed 6 or more turnovers in a game:
 6, vs. Hawai'i (10/4/08) 3 FL, 3 INT
Committed 5 turnovers in a game:
 at Hawai'i (9/28/13) - 3 FL, 2 INT
Committed 4 turnovers in a game:
 vs. Air Force (10/28/16) - 4 INT
Did not force a turnover: at No. 1 Alabama (9/9/17)
Did not force a turnover in back-to-back games:
 vs. San Diego State and at Utah State, 10/14/16-10/22/16
Did not force a turnover in 3-straight games:
 vs. Utah St., Idaho & Nevada, 10/31-11/14, 2009
Did not commit a turnover: at San Jose State, 10/7/17
Did not commit a turnover in back-to-back games:
 vs. Wyoming and New Mexico, 11/9/13, 11/23/13
Did not commit a turnover in 3-straight games:
 vs. Rice, Colorado St. & SMU, 9/28-10/12, 2002
Lost 4 or more fumbles: 4, vs. Idaho (11/27/10)
Lost 3 fumbles: at Hawai'i (9/28/13)

SPECIAL TEAMS

Scored 13 or more points kicking:
 14, vs. Incarnate Word (9/2/17)
Scored 10-12 points kicking: 11, vs. Nevada (9/30/17)
Punted 11+ times: 12, at Toledo (9/17/16)
Punted 10 times: at San Diego St. (10/3/15)
Did not punt: vs. Hawai'i (10/4/08)
Totaled 200 or more kickoff return yards:
 209, vs. San Jose State (9/26/15)
Totaled 100 or more punt return yards:
 130, vs. Cal Poly (9/7/13)
Missed a PAT: at SJSU (9/26/15)
Had a PAT Blocked: vs. USC (12/21/13)
Successful two-point conversion:
 at San Jose St. (11/29/13) -
 Derek Carr pass to Isaiah Burse
Had a FG Blocked: Hawai'i (11/19/16)
Recovered an onside's kick: vs. Utah (9/19/15)

An Opposing Player Had...

30+ carries:
 38, Donnell Pumphrey, San Diego State (10/14/16)
200+ yards rushing:
 220, Donnell Pumphrey, San Diego State (10/14/16)
150+ yards rushing:
 154, Jalen Hurts, Alabama (9/9/17)
2 rushers with 100 yards:
 D'Angelo Brewer (252), James Flanders (101)
 Tulsa (9/24/16)
45+ pass attempts:
 48, Ty Gangi, Nevada (9/30/17)
30+ pass completions:
 31, Ty Gangi, Nevada (9/30/17)
400+ yards passing:
 547, David Fales, San Jose St. (11/29/13)
80+ yard rushing play:

91, Dalton Sneed, UNLV (10/1/16)
70-79 yard rushing play:
 79, Tedder Easton, Wyoming (11/9/13)
60-69 yard rushing play:
 62, Don Jackson, Nevada (11/5/15)
80+ yard pass play:
 86, Joe Gray to Jabari Carr, San Jose State (11/8/14)
70+ yard pass play:
 73, Jake Browning to Dante Pettis, Washington (9/16/17)
60-69 yard pass play:
 61, Dalton Sneed to Elijah Trosclair, UNLV (10/1/16)
10+ receptions:
 10, Wyatt Demps, Nevada (9/30/17)
200 yards receiving:
150-199 yards receiving:
 164, Tyler Winston, San Jose St. (11/29/13)
 160, Kyle Nunn, San Jose St. (11/29/13)
4+ field goals:
 D. Kelly, vs. Hawai'i (10/4/08)
A 50+ yard field goal:
 51, Bryce Crawford, San Jose State (10/7/17)
Punt return for a TD:
 Dante Pettis (77 yards), Washington (9/16/17)
Kickoff return for a TD:
 Kevin Nutt (96 yards), Colorado St. (11/28/15)
Returned an opening kickoff for a TD:
 Wade Lockett (100 yards), CS Fullerton (11/2/85)
Fumble recovery for a TD:
 S. Tu'ikolovatu (37 yards), No. 21 Utah (9/19/15)
Interception return for a TD:
 Patrick Healy (35 yards), Air Force (10/28/16)
2 Interceptions: Brodie Hicks, Air Force (10/28/16)
3 Interceptions: Dameon Baber, Nevada (11/5/15)
Blocked Punt: Jentz Painter, Utah State (10/22/16)
Blocked FG: Viane Moala, Hawai'i (11/19/16)
Returned a blocked punt for a touchdown:
 Austin Cheney, Utah State (10/22/16)

An Opposing Team Had...

400+ yards rushing: 458, Air Force (10/24/15)
300+ yards rushing: 305, No. 1 Alabama (9/9/17)
Less than 50 yards rushing: -30, Incarnate Word (9/2/17)
Negative yards rushing: -30, Incarnate Word (9/2/17)
500+ yards passing:
 547, San Jose State (11/29/13)
400-499 yards passing:
 410, No. 14 Hawai'i (11/10/07)
Less than 100 yards passing:
 90, San Diego State (10/21/17)
700 yards plus total offense:
 701, at No. 15 USC (8/30/14)
600-699 yards plus total offense:
 617, Tulsa (9/24/16)
500-599 yards total offense:
 520, BYU (11/15/15)
Less than 200 yards total offense:
 125, Incarnate Word (9/2/17)
Less than 105 yards total offense:
 104, Sacramento State (9/1/04)
10 or fewer first downs: (8) Incarnate Word (9/2/17)
60+ points: 73, at No. 14 Ole Miss (9/12/15)
50-59 points: 52, Toledo (9/17/16)
40-49 points: 38, at Washington (9/16/17)
Attempted a two-point conversion:
 Nebraska (9/3/16) - rush converted
Successful two-point conversion:
 Nebraska (9/3/16) - rush by Zack Darlington
Scored on a safety:
 Utah State, team safety (10/10/15)
40+ minutes of possession:
 42:38, Air Force (10/24/15)
37-40 minutes of possession:
 37:19, San Diego St. (10/14/15) * School record





JEFFREY ALLISON'S CAREER STATS

TACKLES	G	UA	A	TOTAL	TFL	YDS	PD	FF	FR	BLKD	QBH
2016	12	8	13	21	0.0	0	0	0	0	0	0
2017	7	38	20	58	3.5	16	0	2	0	0	0
TOTAL	19	46	33	79	3.5	16	0	2	0	0	0

SACKS	G	UA	A	TOTAL	YDS
2016	12	0	0	0.0	0
2017	7	1	0	1.0	8
TOTAL	19	1	0	1.0	8

JAMES BAILEY'S CAREER STATS

TACKLES	G	UA	A	TOTAL	TFL	YDS	PD	FF	FR	BLKD	QBH
2015	12	32	15	47	2.0	2	2	0	1	0	1
2016	12	32	27	59	5.0	11	4	0	1	0	1
2017	7	16	14	30	2.5	5	0	1	0	1	0
TOTAL	31	80	56	136	9.5	18	6	1	2	1	2

SACKS	G	UA	A	TOTAL	YDS
2015	12	0	0	0.0	0
2016	12	0	1	0.5	3
2017	7	0	0	0.0	0
TOTAL	31	0	1	0.5	3

MIKE BELL'S CAREER STATS

INTERCEPTIONS	G	NO.	YDS	TD	LG	AVG/R	AVG/G
2016	12	0	0	0	0	0.0	0.0
2017	5	1	18	0	18	18.0	3.6
TOTAL	17	1	18	0	18	18.0	1.1

TACKLES	G	UA	A	TOTAL	TFL	YDS	PD	FF	FR	BLKD	QBH
2015	0	0	0	0	0.0	0	0	0	0	0	0
2016	12	17	18	35	2.5	4	1	0	0	0	0
2017	5	20	11	31	1.5	5	4	0	2	0	0
TOTAL	17	37	29	66	4.0	9	5	0	2	0	0

JARON BRYANT'S CAREER STATS

INTERCEPTIONS	G	NO.	YDS	TD	LG	AVG/R	AVG/G
2016	11	0	0	0	0	0.0	0.0
2017	7	3	20	1	18	6.7	2.9
TOTAL	18	3	20	1	18	6.7	1.1

TACKLES	G	UA	A	TOTAL	TFL	YDS	PD	FF	FR	BLKD	QBH
2016	11	2	4	6	0.0	0	0	0	0	0	0
2017	7	21	10	31	1.0	3	6	0	0	0	0
TOTAL	18	23	14	37	1.0	3	6	0	0	0	0

JIMMY CAMACHO'S CAREER STATS

SCORING	G	TD	RUSH	PASS	RETN	PAT	2PAT	FG	TOTAL	AVG/G
2015	2	0	0	0	0	0	0	2	6	3.0
2016	8	0	0	0	0	0	0	0	0	0.0
2017	7	0	0	0	0	26	0	13	65	9.3
TOTAL	17	0	0	0	0	26	0	15	71	4.2

FIELD GOALS	G	ATT	MADE	LG	PCT
2015	2	4	2	44	50.0
2016	8	0	0	0	0.0
2017	7	16	13	50	81.2
TOTAL	17	20	15	50	75.0

BLAKE CUSICK'S CAREER STATS

PUNTING	G	NO.	YARDS	LG	AVG
2016	12	78	2990	59	38.3
2017	7	32	1301	66	40.7
TOTAL	19	110	4291	66	39.0

MALIK FORRESTER'S CAREER STATS

TACKLES	G	UA	A	TOTAL	TFL	YDS	PD	FF	FR	BLKD	QBH
2016	11	21	17	38	5.0	12	0	0	0	0	0
2017	7	9	5	14	3.5	21	0	1	0	0	1
TOTAL	18	30	22	52	8.5	33	0	1	0	0	1

SACKS	G	UA	A	TOTAL	YDS
2016	11	0	2	1.0	6
2017	7	2	0	2.0	16
TOTAL	18	2	2	3.0	22

JUSTIN GREEN'S CAREER STATS

TACKLES	G	UA	A	TOTAL	TFL	YDS	PD	FF	FR	BLKD	QBH
2014	7	1	0	1	0.0	0	0	0	1	0	0
2015	10	10	6	16	4.0	13	0	1	0	0	0
2016	12	6	2	8	2.0	4	0	0	0	0	0
2017	7	2	5	7	0.0	0	0	0	0	0	0
TOTAL	36	19	13	32	6.0	17	0	1	1	0	0

SACKS	G	UA	A	TOTAL	YDS
2014	7	0	0	0.0	0
2015	10	3	0	3.0	11
2016	12	1	0	1.0	1
2017	7	0	0	0.0	0
TOTAL	36	4	0	4.0	12

GEORGE HELMUTH'S CAREER STATS

TACKLES	G	UA	A	TOTAL	TFL	YDS	PD	FF	FR	BLKD	QBH
2015	12	11	6	17	0.0	0	0	0	2	0	0
2016	12	3	4	7	0.0	0	0	0	0	0	0
2017	7	24	15	39	4.0	20	0	1	1	0	2
TOTAL	31	38	25	63	4.0	20	0	1	3	0	2

SACKS	G	UA	A	TOTAL	YDS
2015	12	0	0	0.0	0
2016	12	0	0	0.0	0
2017	7	2	0	2.0	15
TOTAL	31	2	0	2.0	15

JOSH HOKIT'S CAREER STATS

RUSHING	G	ATT	YDS	TD	LG	AVG/C	AVG/G
2016	12	27	130	0	18	4.8	10.8
2017	7	54	273	7	26	5.1	39.0
TOTAL	19	81	403	7	26	5.0	21.2

PASSING	G	ATT	CMP	INT	YDS	TD	LG	PCT	AVG/P	AVG/G	EFFIC
2016	12	0	0	0	0	0	0	0.0	0.0	0.0	0.0
2017	7	2	2	0	81	2	65	100.0	40.5	11.6	770.2
TOTAL	19	2	2	0	81	2	65	100.0	40.5	4.3	770.2

TOTAL OFFENSE	G	RUSH	PASS	TOTAL	AVG/G
2016	12	130	0	130	10.8
2017	7	273	81	354	50.6
TOTAL	19	403	81	484	25.5

RECEIVING	G	REC	YDS	TD	LG	REC/G	AVG/C	AVG/G
2016	12	0	0	0	0	0.0	0.0	0.0
2017	7	8	72	0	27	1.1	9.0	10.3
TOTAL	19	8	72	0	27	0.4	9.0	3.8

SCORING	G	TD	RUSH	PASS	RETN	PAT	2PAT	FG	TOTAL	AVG/G
2016	12	0	0	0	0	0	0	0	0	0.0
2017	7	7	7	0	0	0	0	0	42	6.0
TOTAL	19	7	7	0	0	0	0	0	42	2.2

JUJU HUGHES' CAREER STATS

INTERCEPTIONS	G	NO.	YDS	TD	LG	AVG/R	AVG/G
2016	12	0	0	0	0	0.0	0.0
2017	7	1	0	0	0	0.0	0.0
TOTAL	19	1	0	0	0	0.0	0.0

TACKLES	G	UA	A	TOTAL	TFL	YDS	PD	FF	FR	BLKD	QBH
2016	12	8	10	18	1.5	7	0	0	0	0	0
2017	7	26	11	37	4.0	10	5	1	0	0	1
TOTAL	19	34	21	55	5.5	17	5	1	0	0	1

SACKS	G	UA	A	TOTAL	YDS
2016	12	0	0	0.0	0
2017	7	1	0	1.0	4
TOTAL	19	1	0	1.0	4

KEESEAN JOHNSON'S CAREER STATS

RECEIVING	G	REC	YDS	TD	LG	REC/G	AVG/C	AVG/G
2015	12	37	337	2	29	3.1	9.1	28.1
2016	12	66	773	6	53	5.5	11.7	64.4
2017	7	37	534	4	75	5.3	14.4	76.3
TOTAL	31	140	1644	12	75	4.5	11.7	53.0

SCORING	G	TD	RUSH	PASS	RETN	PAT	2PAT	FG	TOTAL	AVG/G
2015	12	2	0	2	0	0	0	0	12	1.0
2016	12	6	0	6	0	0	0	0	36	3.0
2017	7	4	0	4	0	0	0	0	24	3.4
TOTAL	31	12	0	12	0	0	0	0	72	2.3

PUNT RETURNS	G	NO.	YDS	TD	LG	AVG/R	AVG/G
2015	12	1	7	0	7	7.0	0.6
2016	12	6	36	0	10	6.0	3.0
2017	7	1	14	0	14	14.0	2.0
TOTAL	31	8	57	0	14	7.1	1.8

KICK RETURNS	G	NO.	YDS	TD	LG	AVG/R	AVG/G
2015	12	0	0	0	0	0.0	0.0
2016	12	11	227	0	29	20.6	18.9
2017	7	0	0	0	0	0.0	0.0
TOTAL	31	11	227	0	29	20.6	7.3

ALL PURPOSE	G	RUSH	REC	PR	KR	IR	TOTAL	AVG/G
2015	12	0	337	7	0	0	344	28.7
2016	12	13	773	36	227	0	1049	87.4
2017	7	0	534	14	0	0	548	78.3
TOTAL	31	13	1644	57	227	0	1941	62.6

JAMIRE JORDAN'S CAREER STATS

RUSHING	G	ATT	YDS	TD	LG	AVG/C	AVG/G
2015	12	10	55	1	25	5.5	4.6
2016	12	17	83	1	14	4.9	6.9
2017	7	1	-7	0	0	-7.0	-1.0
TOTAL	31	28	131	2	25	4.7	4.2

RECEIVING	G	REC	YDS	TD	LG	REC/G	AVG/C	AVG/G
2015	12	46	540	5	82	3.8	11.7	45.0
2016	12	45	713	2	85	3.8	15.8	59.4
2017	7	11	273	3	70	1.6	24.8	39.0
TOTAL	31	102	1526	10	85	3.3	15.0	49.2

SCORING	G	TD	RUSH	PASS	RETN	PAT	2PAT	FG	TOTAL	AVG/G
2015	12	6	1	5	0	0	0	0	36	3.0
2016	12	3	1	2	0	0	0	0	18	1.5
2017	7	3	0	3	0	0	0	0	18	2.6
TOTAL	31	12	2	10	0	0	0	0	72	2.3

KICK RETURNS	G	NO.	YDS	TD	LG	AVG/R	AVG/G
2015	12	16	315	0	50	19.7	26.2
2016	12	12	253	0	28	21.1	21.1
2017	7	1	71	0	71	71.0	10.1
TOTAL	31	29	639	0	71	22.0	20.6

ALL PURPOSE	G	RUSH	REC	PR	KR	IR	TOTAL	AVG/G
2015	12	55	540	0	315	0	910	75.8
2016	12	83	713	0	253	0	1049	87.4
2017	7	-7	273	0	71	0	337	48.1
TOTAL	31	131	1526	0	639	0	2296	74.1





TANK KELLY'S CAREER STATS

TACKLES	G	UA	A	TOTAL	TFL	YDS	PD	FF	FR	BLKD	QBH
2015	9	10	6	16	0.0	0	0	0	0	0	0
2016	7	6	2	8	0.0	0	2	0	0	0	0
2017	7	19	4	23	2.0	8	2	0	0	0	0
TOTAL	23	35	12	47	2.0	8	4	0	0	0	0

NATHAN MADSEN'S CAREER STATS

TACKLES	G	UA	A	TOTAL	TFL	YDS	PD	FF	FR	BLKD	QBH
2014	14	4	7	11	2.0	2	2	0	0	0	0
2015	11	10	9	19	3.5	16	0	0	0	0	1
2016	12	11	11	22	1.5	11	0	0	0	0	1
2017	7	5	3	8	1.5	10	0	0	0	0	2
TOTAL	44	30	30	60	8.5	39	2	0	0	0	4

SACKS	G	UA	A	TOTAL	YDS
2014	14	0	0	0.0	0
2015	11	1	1	1.5	10
2016	12	1	1	1.5	11
2017	7	1	0	1.0	7
TOTAL	44	3	2	4.0	28

DEJONTE O'NEAL'S CAREER STATS

RUSHING	G	ATT	YDS	TD	LG	AVG/C	AVG/G
2015	4	16	56	0	11	3.5	14.0
2016	4	16	57	1	17	3.6	14.2
2017	6	11	63	0	17	5.7	10.5
TOTAL	14	43	176	1	17	4.1	12.6

RECEIVING	G	REC	YDS	TD	LG	REC/G	AVG/C	AVG/G
2015	4	0	0	0	0	0.0	0.0	0.0
2016	4	7	18	0	8	1.8	2.6	4.5
2017	6	7	58	0	16	1.2	8.3	9.7
TOTAL	14	14	76	0	16	1.0	5.4	5.4

SCORING	G	TD	RUSH	PASS	RETN	PAT	2PAT	FG	TOTAL	AVG/G
2015	4	0	0	0	0	0	0	0	0	0.0
2016	4	1	1	0	0	0	0	0	6	1.5
2017	6	0	0	0	0	0	0	0	0	0.0
TOTAL	14	1	1	0	0	0	0	0	6	0.4

PUNT RETURNS	G	NO.	YDS	TD	LG	AVG/R	AVG/G
2015	4	0	0	0	0	0.0	0.0
2016	4	0	0	0	0	0.0	0.0
2017	6	3	40	0	44	13.3	6.7
TOTAL	14	3	40	0	44	13.3	2.9

KICK RETURNS	G	NO.	YDS	TD	LG	AVG/R	AVG/G
2015	4	0	0	0	0	0.0	0.0
2016	4	8	241	0	59	30.1	60.2
2017	6	8	161	0	29	20.1	26.8
TOTAL	14	16	402	0	59	25.1	28.7

ALL PURPOSE	G	RUSH	REC	PR	KR	IR	TOTAL	AVG/G
2015	4	56	0	0	0	0	56	14.0
2016	4	57	18	0	241	0	316	79.0
2017	6	63	58	40	161	0	322	53.7
TOTAL	14	176	76	40	402	0	694	49.6

TOBENNA OKEKE'S CAREER STATS

TACKLES	G	UA	A	TOTAL	TFL	YDS	PD	FF	FR	BLKD	QBH
2014	13	3	2	5	2.5	7	0	0	0	0	1
2015	9	13	9	22	3.5	10	0	0	0	0	3
2016	12	22	30	52	2.5	17	0	1	0	0	2
2017	7	7	7	14	4.0	11	0	1	0	0	0
TOTAL	41	45	48	93	12.5	45	0	2	0	0	6

SACKS	G	UA	A	TOTAL	YDS
2014	13	1	1	1.5	6
2015	9	1	0	1.0	6
2016	12	2	1	2.5	17
2017	7	2	0	2.0	8
TOTAL	41	6	2	7.0	37

DESHAUN POTTS' CAREER STATS

TACKLES	G	UA	A	TOTAL	TFL	YDS	PD	FF	FR	BLKD	QBH
2015	8	13	5	18	0.0	0	2	0	0	0	0
2016	12	29	30	59	1.0	1	5	0	1	1	0
2017	7	6	4	10	0.0	0	1	0	0	0	0
TOTAL	27	48	39	87	1.0	1	8	0	1	1	0

JARED RICE'S CAREER STATS

RECEIVING	G	REC	YDS	TD	LG	REC/G	AVG/C	AVG/G
2016	11	4	6	2	3	0.4	1.5	0.5
2017	7	6	140	1	65	0.9	23.3	20.0
TOTAL	18	10	146	3	65	0.6	14.6	8.1

KYLE RIDDERING'S CAREER STATS

RECEIVING	G	REC	YDS	TD	LG	REC/G	AVG/C	AVG/G
2015	9	2	7	0	4	0.2	3.5	0.8
2016	12	7	33	0	12	0.6	4.7	2.8
2017	7	4	25	1	11	0.6	6.2	3.6
TOTAL	28	13	65	1	12	0.5	5.0	2.3

DAMARI SCOTT'S CAREER STATS

TACKLES	G	UA	A	TOTAL	TFL	YDS	PD	FF	FR	BLKD	QBH
2013	10	0	0	0	0	0	0	0	0	0	0
2014	14	0	0	0	0	0	0	0	0	0	0
2015	11	1	3	0	3	3.0	0.3				
2017	7	3	25	0	15	8.3	3.6				
TOTAL	42	4	28	0	15	7.0	0.7				

RECEIVING	G	REC	YDS	TD	LG	REC/G	AVG/C	AVG/G
2013	10	2	19	0	11	0.2	9.5	1.9
2014	14	8	214	1	81	0.6	26.8	15.3
2015	11	24	364	3	42	2.2	15.2	33.1
2017	7	29	292	1	30	4.1	10.1	41.7
TOTAL	42	63	889	5	81	1.5	14.1	21.2

SCORING	G	TD	RUSH	PASS	RETN	PAT	2PAT	FG	TOTAL	AVG/G
2013	10	0	0	0	0	0	0	0	0	0.0
2014	14	1	0	1	0	0	0	0	6	0.4
2015	11	3	0	3	0	0	0	0	18	1.6
2017	7	1	0	1	0	0	0	0	6	0.9
TOTAL	42	5	0	5	0	0	0	0	30	0.7

PUNT RETURNS	G	NO.	YDS	TD	LG	AVG/R	AVG/G
2013	10	0	0	0	0	0.0	0.0
2014	14	1	14	0	0	14.0	1.0
2015	11	5	32	0	21	6.4	2.9
2017	7	0	0	0	0	0.0	0.0
TOTAL	42	6	46	0	21	7.7	1.1

KICK RETURNS	G	NO.	YDS	TD	LG	AVG/R	AVG/G
2013	10	20	392	0	31	19.6	39.2
2014	14	16	329	0	37	20.6	23.5
2015	11	26	579	0	66	22.3	52.6
2017	7	7	170	0	63	24.3	24.3
TOTAL	42	69	1470	0	66	21.3	35.0

ALL PURPOSE	G	RUSH	REC	PR	KR	IR	TOTAL	AVG/G
2013	10	0	19	0	392	0	411	41.1
2014	14	0	214	14	329	0	557	39.8
2015	11	3	364	32	579	0	978	88.9
2017	7	25	292	0	170	0	487	69.6
TOTAL	42	28	889	46	1470	0	2433	57.9

TRENT SOECHTING'S CAREER STATS

TACKLES	G	UA	A	TOTAL	TFL	YDS	PD	FF	FR	BLKD	QBH
2016	12	17	19	36	2.0	9	0	0	0	0	0
2017	7	5	5	10	0.0	0	1	0	0	0	0
TOTAL	19	22	24	46	2.0	9	1	0	0	0	0

ROBERT STANLEY'S CAREER STATS

TACKLES	G	UA	A	TOTAL	TFL	YDS	PD	FF	FR	BLKD	QBH
2015	9	11	9	20	0.0	0	1	0	0	0	0
2016	10	29	25	54	3.0	4	0	0	0	1	0
2017	7	13	4	17	6.0	28	1	0	1	0	0
TOTAL	26	53	38	91	9.0	32	2	0	1	1	0

SACKS	G	UA	A	TOTAL	YDS
2015	9	0	0	0.0	0
2016	10	0	0	0.0	0
2017	7	1	0	1.0	9
TOTAL	26	1	0	1.0	9

CHASON VIRGIL'S CAREER STATS

RUSHING	G	ATT	YDS	TD	LG	AVG/C	AVG/G
2015	3	9	53	0	10	5.9	17.7
2016	10	77	122	2	28	1.6	12.2
2017	5	5	6	0	11	1.2	1.2
TOTAL	18	91	181	2	28	2.0	10.1

PASSING	G	ATT	CMP	INT	YDS	TD	LG	PCT	AVG/P	AVG/G	EFFIC
2015	3	56	31	3	298	3	37	55.4	5.3	99.3	107.0
2016	10	322	166	10	2021	13	85	51.6	6.3	202.1	111.4
2017	5	83	48	2	524	3	40	57.8	6.3	104.8	118.0
TOTAL	18	461	245	15	2843	19	85	53.1	6.2	157.9	112.0

TOTAL OFFENSE	G	RUSH	PASS	TOTAL	AVG/G
2015	3	53	298	351	117.0
2016	10	122	2021	2143	214.3
2017	5	6	524	530	106.0
TOTAL	18	181	2843	3024	168.0

RECEIVING	G	REC	YDS	TD	LG	REC/G	AVG/C	AVG/G
2015	3	0	0	0	0	0.0	0.0	0.0
2016	10	1	9	0	9	0.1	9.0	0.9
2017	5	0	0	0	0	0.0	0.0	0.0
TOTAL	18	1	9	0	9	0.1	9.0	0.5

SCORING	G	TD	RUSH	PASS	RETN	PAT	2PAT	FG	TOTAL	AVG/G
2015	3	0	0	0	0	0	0	0	0	0.0
2016	10	2	2	0	0	0	0	0	12	1.2
2017	5	0	0	0	0	0	0	0	0	0.0
TOTAL	18	2	2	0	0	0	0	0	12	0.7





Game #1

Fresno State 66, Incarnate Word 0

Sept. 2, 2017 • Bulldog Stadium • Fresno, Calif. • Attendance: 39,447

SCORE BY QUARTERS	1	2	3	4	OT	FINAL
Incarnate Word	0	0	0	0	-	0
Fresno State	17	17	32	0	-	66

SCORING SUMMARY

	Plays	TOP	Score
FS 1st 06:51 HOKIT 1 yd run (Camacho kick)	6-43	2:32	0-7
FS 1st 03:56 CAMACHO 30 yd field goal	4-4	1:15	0-10
FS 1st 01:51 RICE, Ja. 65 yd pass from HOKIT (CAMACHO kick)	4-84	0:50	0-17
FS 2nd 11:09 CAMACHO 47 yd field goal	7-42	1:49	0-20
FS 2nd 04:53 HOKIT 4 yd run (CAMACHO kick)	5-84	1:48	0-27
FS 2nd 00:15 RIDDERING 2 yd pass from VIRGIL (CAMACHO kick)	10-74	3:15	0-34
FS 3rd 13:11 TEAM safety			0-36
FS 3rd 11:57 RIVERS 30 yd run (CAMACHO kick)	4-61	1:14	0-43
FS 3rd 10:22 NDOH safety			0-45
FS 3rd 07:48 JORDAN 24 yd pass from McMARYION (CAMACHO kick)	5-58	2:25	0-52
FS 3rd 05:40 MIMS 13 yd run (CAMACHO kick)	4-24	1:51	0-59
FS 3rd 00:33 ALLEN 45 yd pass from McMARYION (CAMACHO kick)	6-64	3:27	0-66

TEAM STATS

	UIW	Fresno St.
First Downs	8	26
Rushing Att-Yards	27- -30	40-199
Passing Cmp-Att-Yds	15-31-155	23-37-414
Total Plays-Yards	58-125	77-613
Fumbles-Lost	1-1	2-0
Penalties-Yards	7-50	3-15
Punts-Yards	8-404	3-158
Average	50.5	52.7
Net	43.1	49.0
Punt Returns (#-Yds-TD)	2-11-0	5-59-0
Kickoff Returns (#-Yds-TD)	7-111-0	3-64-0
Interceptions-Yards-TD	0-0-0	1-0-0
Fumble Ret-Yards-TD	0-0-0	0-0-0
Time of Possession	27:22	32:38
3rd Downs	3-of-16	10-of-16
4th Downs	0-of-1	0-of-1
Sacks By	0-0	2-20

INDIVIDUAL LEADERS

Rushing (att-yds-TD):
FS - Ronnie Rivers (9-60-1)
UIW - Keyondrick Philio (7-11-0)
Passing (cmp-att-int-yds-TD):
FS - Chason Virgil (16-29-0-246-1)
UIW - Taylor Laird (9-20-1-90-0)
Receiving Yards (no-yds-TD):
FS - KeeSean Johnson (7-120-0)
UIW - Desmond Hill (4-18-0)
Defense (ST-AT-TF-TFL-Sack):
FS - Emeka Ndoh (3-0-3-0-2-0)
UIW - Mar'kel Cooks (5-1-6-0-0-0-0)
Interceptions (no-yds-TD):
FS - Sherman Coleman (1-0-0-0)
UIW - None

FRESNO, Calif. - The Jeff Tedford era opened in style on Saturday night at Bulldog Stadium as the 'Dogs blanked Incarnate Word 66-0 behind 613 yards of offense in front of 39,447 fans.

On a night that saw legendary Bulldog quarterback Derek Carr have his No. 4 jersey retired in a halftime ceremony, the Bulldogs offense lashed back to Carr's Senior Night scoring the most points in a game since November 23, 2013 when they piled on 69 in a 41-point win over New Mexico.

Saturday's shutout was the first pitched by the Bulldogs since September 5, 2009 (vs. UC Davis). The 'Dogs held Incarnate Word to 125 yards of offense on the night, including negative 30 yards rushing for a new Bulldog Stadium record for fewest rushing yards by an opponent. UIW had 60 yards offense after three quarters of play.

Sophomore quarterback Chason Virgil went 16-of-29 through the air for 246 yards and a touchdown. Junior wide receiver KeeSean Johnson posted his second career 100-yard contest totaling 120 yards on seven receptions while true freshman Ronnie Rivers, the first 'Dog to start at running back since 1980, added 60 yards on nine carries and a TD.

Sophomore Josh Hokit accounted for three scores, running for two and tossing one on a halfback pass. Junior transfer Marcus McMaryion completed 6-of-7 passes for 103 yards and two touchdowns, entering in the third quarter.

The defense was led by junior Tank Kelly's six tackles and a standout night by junior transfer Emeka Ndoh who posted two sacks, a forced fumble and a fumble recovery.

How It happened

After stalling on the opening offensive drive, the 'Dogs defense went to work right away forcing a turnover on a 3rd-and-14 as junior defensive end Emeka Ndoh striped UIW quarterback Taylor Laird of the ball and recovered the ball.

On the ensuing drive, the 'Dogs put together a six-play, 43-yard drive that spanned 2:32 on the clock as a 1-yard touchdown plunge from Hokit gave Fresno State its first score of 2017.

After the 'Dogs forced a three-and-out on the Cardinals next possession, junior running back Deonte O'Neal broke off a career-long 44-yard punt return down to the UIW 17. With three plays only netting four yards on offense, senior kicker Jimmy Camacho converted a 30-yard field to put the Bulldogs up 10-0.

On Fresno State's next possession after forcing a three-and-out, Hokit increased the score to 17-0 on a 65-yard halfback pass as he connected with sophomore tight end Jared Rice who was streaking down the left side of the field wide open for a 65-yard score. Hokit's touchdown throw was the first touchdown thrown by a non-quarterback since Robbie Rouse in 2012 - a 1-yard throw on Nov. 24 vs Air Force.

The scoring continued in the second quarter as Camacho connected on his second field goal of the night, this one a career-long 47 yards, to put Fresno State ahead 20-0.

The offensive fireworks continued as the Bulldogs put up two more touchdowns in the second quarter as Hokit punched in his second touchdown of the game, a 4-yard run, and after an eighth straight three-and-out by UIW, Virgil connected with junior tight end Kyle Riddering for 2-yard TD, his first career TD reception, to put the 'Dogs in control 34-0.

After gaining 361 yards of offense in the first half and scoring 34 points, Fresno State continued to pile up the points in the second half, adding 34 in the third quarter alone. The 'Dogs picked up a pair of safeties and a 30-yard run from true freshman Ronnie Rivers sandwiched in between to put the 'Dogs out front 45-0.

Fresno State added three more touchdowns between the 7:48 and 0:33 marks in the third quarter, including a pair of scoring tosses from McMaryion, and the first touchdown run from freshman running back Jordan Mims to push the 'Dogs lead to 66-0 after three quarters.

It was the most points scored by Fresno State in a season opener since 1988 when they tacked on 68 against New Mexico.

Game #2

No. 1 Alabama 41, Fresno State 10

Sept. 9, 2017 • Bryant-Denny Stadium • Tuscaloosa, Ala. • Attendance: 101,127

SCORE BY QUARTERS	1	2	3	4	OT	FINAL
Fresno State	3	0	0	7	-	10
Alabama	14	14	3	10	-	41

SCORING SUMMARY

	Plays	TOP	Score
UA 1st 14:21 Hurts 55 yd run (Pappanastos kick)	2-73	0:39	0-7
UA 1st 08:24 Hentges 23 yd pass from Hurts (Pappanastos kick)	10-62	4:25	0-14
FS 1st 04:03 CAMACHO 28 yd field goal	9-69	4:21	3-14
UA 2nd 14:25 Hurts 3 yd run (Pappanastos kick)	11-75	4:38	3-21
UA 2nd 01:15 Harris 5 yd run (Pappanastos kick)	6-77	2:29	3-28
UA 3rd 02:03 Pappanastos 24 yd field goal	11-53	5:31	3-31
UA 4th 07:08 Pappanastos 22 yd field goal	4-0	0:44	3-34
FS 4th 06:06 GRIM 26 yd pass from VIRGIL (CAMACHO kick)	4-37	1:02	10-34
UA 4th 02:41 Ruggs III 16 yd pass from Tagovailoa (Pappanastos kick)	8-75	3:25	10-41

TEAM STATS

	Fresno St.	Alabama
First Downs	18	28
Rushing Att-Yards	22-57	39-305
Passing Cmp-Att-Yds	26-41-216	20-27-192
Total Plays-Yards	63-273	66-497
Fumbles-Lost	1-0	0-0
Penalties-Yards	1-6	4-30
Punts-Yards	6-222	3-125
Average	37.0	41.7
Net	35.0	41.7
Punt Returns (#-Yds-TD)	0-0-0	2-12-0
Kickoff Returns (#-Yds-TD)	5-127-0	1-19-0
Interceptions-Yards-TD	0-0-0	1-30-0
Fumble Ret-Yards-TD	0-0-0	0-0-0
Time of Possession	29:18	30:42
3rd Downs	3-of-11	4-of-10
4th Downs	0-of-0	1-of-1
Sacks By	1-8	2-9

INDIVIDUAL LEADERS

Rushing (att-yds-TD):
FS - Ronnie Rivers (9-29-0)
UA - Jalen Hurts (10-154-2)
Passing (cmp-att-int-yds-TD):
FS - Chason Virgil (21-34-1-180-1)
UA - Jalen Hurts (14-18-0-128-1)
Receiving Yards (no-yds-TD):
FS - KeeSean Johnson (8-55-0)
UA - Calvin Ridley (5-45-0)
Defense (ST-AT-TF-TFL-Sack):
FS - Jeffrey Allison (7-7-14-1-0-1-0)
UA - Ronnie Harrison (5-3-8-1-0-0-0)
Interceptions (no-yds-TD):
FS - None
UA - Anthony Averett (1-30-0)

TUSCALOOSA, Ala. - The Fresno State Bulldogs fell 41-10 to No. 1 Alabama on Saturday afternoon in front of 101,127 fans at Bryant-Denny Stadium. The Crimson Tide built a 28-3 lead in the opening 30 minutes and retained their lead despite a strong second half effort by the 'Dogs.

Fresno State (1-1) tallied 216 yards through the air while adding 58 yards on the ground. Sophomore quarterback Chason Virgil completed 21-of-34 passes for 180 yards and added a 26-yard scoring strike to sophomore wide receiver Derrion Grim in the fourth quarter.

Junior wide receiver KeeSean Johnson added a team-high eight receptions for 55 yards while senior Da'Mari Scott added a career-high seven catches for 67 yards. Scott added 94 yards on kickoff returns and 10 yards rushing to give him 171 all-purpose yards to match his career-best. Jeffrey Allison led the 'Dogs on defense with a career-high 14 stops, including seven solo, and added a sack. Sophomore defensive back Juju Hughes added a career-best nine tackles, five solo, while sophomore defensive back Jaron Bryant added seven tackles, including six solo stops.

Alabama (2-0) totaled 497 yards of offense with 305 yards coming on the ground and added 192 yards through the air. Sophomore quarterback Jalen Hurts accounted for 282 yards individually, posting 154 yards on 10 carries, and went 14-of-18 through the air for 128 yards. Junior wide receiver Calvin Ridley was one of 11 Tide players with a reception in the game as he finished with team-highs in receptions (5) and yards (45). On defense, junior defensive back Ronnie Harrison and sophomore defensive lineman Raekwon Davis each finished with a team-best eight tackles.

How It Happened

Alabama wasted little time getting on the scoreboard, winning the coin toss and running only two offensive plays to get on the board. On the second play from scrimmage, Hurts ran through the Bulldog defense for a 55-yard touchdown for an early 7-0 lead.

After a quick three-and-out for the 'Dogs, the Tide offense picked up where it left off, putting together a 10-play, 62-yard drive that took 4:25 off the play clock. Hurts hooked up with junior tight end Hale Hentges for a 23-yard score to gain a 14-0 advantage.

The Bulldogs were able to get things going on offense on their second drive. A 30-yard connection from Virgil to Scott got the ball down to the Tide 18-yard line, and after a 5-yard run by Ronnie Rivers and a 4-yard carry by Josh Hokit to the nine, a 27-yard field goal by senior kicker Jimmy Camacho put the 'Dogs on the board. The 'Dogs covered 70 yards on nine plays on that drive and rolled 4-21 off the clock.

Taking over with 3:44 left in the first quarter, the Tide continued to pound away at the 'Dogs defense as they put together an 11-play, 75-yard drive that ended with a 3-yard run into the end zone by Hurts for his second rushing score of the game. The Tide outgained the 'Dogs 198 to 67 in the opening quarter.

Alabama backup quarterback Tua Tagovailoa came into the contest with 10:35 left in the second quarter, and after picking up a quick first down, Allison notched a sack for a loss of eight yards, and after a pair of incompletions, the 'Dogs forced Alabama's first punt of the game with 7:51 to play until halftime.

Fresno State began the next drive on their own 8-yard line and moved the ball out to their 44. On third-and-6, Virgil tossed a ball along the sideline inside the Alabama 30 to Jamire Jordan, but the ball was just off the finger tips as the receiver laid out for the catch. After a Cusick punt, the Tide brought Hurts back into the game and added a touchdown late in the half. Damien Harris punched in a 5-yard score to take a 28-3 lead into halftime.

The second half was a different story for the 'Dogs, owning the scoring advantage 7-6 until Alabama got into the endzone with 2:41 remaining in the game.

Alabama converted on a pair of field goals between the third and fourth quarters to take a 34-3 lead. The 'Dogs received the endzone with 6:06 left the fourth quarter after a 63-yard kickoff return by Scott gave the 'Dogs their best starting field position of the game. Virgil finished the drive with a 26-yard pass play to Grim, the sophomore receiver's first of his career.





Game #3

No. 6 Washington 48, Fresno State 16

Sept. 16, 2017 • Husky Stadium • Seattle, Wash. • Attendance: 68,384

SCORE BY QUARTERS	1	2	3	4	OT	FINAL	
Fresno State	0	7	6	3	-	16	Record (1-2)
Washington	27	14	7	0	-	48	Record (3-0)

SCORING SUMMARY

	Plays	TOP	Score
UW 1st 10:48 Gaskin 28 yd run (Vizcaino kick)	5-76	1:48	0-7
UW 1st 07:34 Pettis 4 yd pass from Browning (Vizcaino kick)	6-70	2:05	0-14
UW 1st 07:11 Gaskin 7 yd run (Vizcaino kick failed)	1-7	0:08	0-20
UW 1st 05:11 Pettis 77 yd punt return (Vizcaino kick)			0-27
UW 2nd 12:07 Pettis 7 yd pass from Browning (Vizcaino kick)	8-68	3:39	0-34
FS 2nd 02:59 SCOTT 6 yd pass from VIRGIL (CAMACHO kick)	8-50	3:47	7-34
UW 2nd 00:09 Gaskin 8 yd pass from Browning (Vizcaino kick)	11-75	2:50	7-41
UW 3rd 13:58 Pettis 73 yd pass from Browning (Soderberg, Van kick)	2-70	0:55	7-48
FS 3rd 10:42 CAMACHO 29 yd field goal	5-14	1:40	10-48
FS 3rd 04:28 CAMACHO 34 yd field goal	5-23	2:50	13-48
FS 4th 11:38 CAMACHO 31 yd field goal	11-34	5:36	16-48

TEAM STATS

	Fresno St.	UW
First Downs	18	21
Rushing Att-Yards	31-119	30-92
Passing Cmp-Att-Yds	21-36-194	25-28-328
Total Plays-Yards	67-313	58-420
Fumbles-Lost	1-0	2-2
Penalties-Yards	6-54	4-41
Punts-Yards	5-210	3-120
Average	42.0	40.0
Net	24.8	38.0
Punt Returns (#-Yds-TD)	1-6-0	3-86-1
Kickoff Returns (#-Yds-TD)	7-128-0	2-61-0
Interceptions-Yards-TD	0-0-0	1-24-0
Fumble Ret-Yards-TD	0-0-0	0-0-0
Time of Possession	32:55	27:05
3rd Downs	3-of-13	3-of-7
4th Downs	0-of-1	0-of-1
Sacks By	1-6	1-7

INDIVIDUAL LEADERS

Rushing (att-yds-TD):
FS - Ronnie Rivers (10-29-0)
UW - Myles Gaskin (8-56-2)
Passing (cmp-att-int-yds-TD):
FS - Chason Virgil (11-20-1-98-1)
UW - Jake Browning (19-22-0-255-4)
Receiving Yards (no-yds-TD):
FS - Da'Mari Scott (5-40-1)
UW - Dante Pettis (5-92-3)
Defense (ST-AT-TT-TFL-Sack):
FS - Mike Bell (6-3-9-1, 5-0-0)
UW - Ryan Bowman (5-0-5-1, 0-1-0)
Interceptions (no-yds-TD):
FS - None
UW - Tevis Bartlett (1-24-0)

SEATTLE - A 27-point first quarter by the high-powered scoring offense of No. 6 Washington proved to be too much for Fresno State to overcome on Saturday night at Husky Stadium as the Bulldogs fell 48-16.

Fresno State (1-2) totaled 313 yards on offense with 151 in the first half and 162 in the second half. The 'Dogs finished with 194 yards through the air and 119 yards on the ground and totaled 18 first downs while possessing the ball for 32:55.

Sophomore quarterback Chason Virgil went 11-of-20 for 98 yards while junior Marcus McMaryion came on in the second half to go 10-of-16 for 96 yards. Senior wide receiver Da'Mari Scott had a team-leading five receptions for 40 yards and recorded his first touchdown of the season.

On defense, sophomore defensive back Mike Bell made a career-high nine tackles, including six solo, and also recorded 1.5 tackles for a loss. Linebackers Jeffrey Allison and James Bailey had five tackles apiece while Allison forced one of two fumbles on the evening by the 'Dogs.

How It Happened

With the Bulldogs receiving the ball to start the game, the 'Dogs picked up a quick first down on an 11-yard run by Rivers, but were stopped short on a third down setting up the first punt of the game by sophomore punter Blake Cusick. The Huskies, who scored a combined 93 points in their first two games, got the offense rolling early as Myles Gaskin scored on a 28-yard rushing touchdown that finished off a quick five-play, 76-yard drive.

After a quick three-and-out by the 'Dogs, Washington used back-to-back receptions of 17 and 50 yards, respectively, to reach the Bulldogs four-yard line. After what appeared to be a third down tackle by the Bulldogs on third-and-goal, a horse collar penalty wiped out the Bulldogs' positive momentum. Browning connected with Dante Pettis on the next play for a four-yard touchdown to make the score 14-0 in favor of the Huskies.

Washington extended its lead 20-0 on a seven-yard rush out of the Wildcat formation by Gaskin that was set up after a Bulldog turnover. After the 'Dogs were stopped on third-and-3 on their next drive, Cusick's punt was returned 77 yards by Pettis for a touchdown, to move the score 27-0 in favor of UW, as the senior wide receiver tied an NCAA record with his eighth career punt return for a touchdown.

The 'Dogs looked to get on the scoreboard at the end of the first quarter, but a 48-yard field attempt by Jimmy Camacho sailed wide right. Washington extended its lead to 34-0 with a seven-yard touchdown pass from Browning to Pettis with 12:07 left in the first half.

After forcing the Huskies' first punt of the game, the 'Dogs took over at midfield and went on an eight-play 50-yard drive that was punctuated by a six-yard touchdown score from Virgil to Scott to get Fresno State on the board. Washington closed out its high-scoring first half with an 11-play, 75-yard drive that ended with an eight-yard touchdown reception by Gaskin from Browning. It was 41-7 at the break.

The second half started quickly for the Huskies, needing only two plays to score, as Browning and Pettis connected for a 73-yard touchdown pass. The 'Dogs were unable score touchdowns in the third quarter, despite the defense forcing fumbles on back-to-back drives and gaining possession in UW territory. The 'Dogs recorded a pair of field goals by Camacho to pull the score to 48-13. The senior kicker connected from 29 yards after Allison's forced fumble was recovered by George Helmuth. Helmuth set up another field goal after forcing his first career fumble, which was recovered by sophomore Jasad Haynes, setting up a 34-yard field goal.

Camacho made his third field of the night in the fourth quarter, connecting from 31 yards, which resulted in the final score, 48-16.



Game #4, MW Game #1

Fresno State 41, Nevada 21

Sept. 30, 2017 • Bulldog Stadium • Fresno, Calif. • Attendance: 27,434

SCORE BY QUARTERS	1	2	3	4	OT	FINAL	
Nevada	0	14	0	7	-	21	Record (0-5, 0-1)
Fresno State	10	21	7	3	-	41	Record (2-2, 1-0)

SCORING SUMMARY

	Plays	TOP	Score
FS 1st 13:21 JOHNSON 10 yd pass from McMARYION (CAMACHO kick)	4-29	1:39	0-7
FS 1st 00:00 CAMACHO 29 yd field goal	12-63	6:37	0-10
FS 2nd 13:12 JOHNSON 16 yd pass from HOKIT (CAMACHO kick)	3-73	1:01	0-17
FS 2nd 05:05 BRYANT 18 yd interception return (CAMACHO kick)			0-24
FS 2nd 02:08 JOHNSON 40 yd pass from McMARYION (CAMACHO kick)	4-73	1:24	0-31
NEV 2nd 00:54 DEMPS 17 yd pass from GANGI (PETTIT kick)	6-75	1:26	7-31
NEV 2nd 00:35 ARMSTRONG 21 yd pass from GANGI (PETTIT kick)	1-21	0:07	14-31
FS 3rd 07:58 RIVERS 5 yd run (CAMACHO kick)	6-56	2:41	14-38
FS 4th 02:44 CAMACHO 27 yd field goal	10-48	7:28	14-41
NEV 4th 00:23 WRIGHT 2 yd run (PETTIT kick)	12-73	2:21	21-41

TEAM STATS

	Nevada	Fresno St.
First Downs	16	22
Rushing Att-Yards	23-61	38-192
Passing Cmp-Att-Yds	31-49-253	25-33-312
Total Plays-Yards	72-314	71-504
Fumbles-Lost	0-0	4-2
Penalties-Yards	4-20	8-61
Punts-Yards	6-238	3-98
Average	39.7	32.7
Net	38.8	26.0
Punt Returns (#-Yds-TD)	0-0-0	1-5-0
Kickoff Returns (#-Yds-TD)	2-47-0	3-87-0
Interceptions-Yards-TD	1-0-0	3-20-1
Fumble Ret-Yards-TD	0-0-0	0-0-0
Time of Possession	22:52	37:08
3rd Downs	5-of-17	1-of-11
4th Downs	0-of-3	2-of-2
Sacks By	1-7	3-23

INDIVIDUAL LEADERS

Rushing (att-yds-TD):
FS - Ronnie Rivers (12-82-1)
Nev - Kelton Moore (5-26-0)
Passing (cmp-att-int-yds-TD):
FS - Marcus McMaryion (24-32-1-296-2)
Nev - Ty Gangi (31-48-3-253-2)
Receiving Yards (no-yds-TD):
FS - KeeSean Johnson (7-104-3)
Nev - Wyatt Demps (10-96-1)
Defense (ST-AT-TT-TFL-Sack):
FS - George Helmuth (4-6-10-1, 0-1-0)
Nev - Lucas Weber (2-5-7-2, 0-1-0)
Interceptions (no-yds-TD):
FS - Jaron Bryant (2-20-1)
Nev - Vosean Crumbie (1-0-0)

FRESNO, Calif. - Behind 504 yards of total offense and three first half touchdowns from junior wide receiver KeeSean Johnson, the Fresno State Bulldogs won its Mountain West opener over Nevada 41-21 on Saturday evening at Bulldog Stadium.

Junior quarterback Marcus McMaryion, making his first start as a Bulldog, had a standout game behind center, passing for 296 yards on 24-of-32 passing and tossed two touchdowns. The Oregon State transfer went 20-of-23 in the first half for 260 yards. Johnson, a Biletnikoff award watch list candidate, made a team-high seven receptions for 104 yards and matched his career-high with three touchdowns.



On the ground, freshman running back Ronnie Rivers rushed for a season-best 82 yards on a season-high 12 carries and scored the 'Dogs lone touchdown on the ground.

Defensively, the secondary provided three turnovers as sophomore Jaron Bryant notched his first two career interceptions, one returned 18 yards for a touchdown, and senior Johnny Johnson, Jr. added another.

Junior linebacker George Helmuth had a career-high 10 tackles and added a sack and tackle for a loss. Linebackers James Bailey and Jeffrey Allison each had eight tackles apiece while sophomore defensive back Mike Bell added seven tackles, including three solo stops.

How It Happened

The first quarter saw the 'Dogs build an early 10-0 lead behind 120 yards of offense with 107 yards coming through the air. With Nevada winning the coin toss and deferring to the second half, Jamire Jordan received the opening kickoff and returned it 71 yards down to the Wolf Pack 29-yard line. Three plays later, McMaryion found Johnson for a 10-yard touchdown to give the Bulldogs an early 7-0 lead.

The Wolf Pack threatened to score on its second possession of the game driving down to the Bulldog 35-yard line before being forced to attempt a 45-yard field goal. Nevada's Spencer Pettit's kick was blocked by the Fresno State's James Bailey and recovered by DeShawn Potts. Taking over at their 25-yard line, the 'Dogs went on a 12-play, 63-yard drive down to the Nevada 12 setting up a Jimmy Camacho 29-yard field goal to put the 'Dogs up 10-0 at the end of the first quarter.

The Bulldogs continued to build their lead in the second quarter using a quick 63-yard strike from McMaryion to sophomore wide receiver Derrion Grim to get down to the Nevada 25. After a nine-yard rush by freshman running back Jordan Mims, a 16-yard pass from running back Josh Hokit to Johnson put the 'Dogs in front 17-0 - the running back's second TD toss this season.

Bryant's interception return, the first interception returned for a touchdown by a Bulldog since 2015, and a 40-yard strike from McMaryion to Johnson extended the Bulldogs lead to 31-0 with 2:08 left in the first half.

Nevada would not end the half quietly, answering back with back-to-back touchdowns within 19 seconds of one another under one minute remaining in the half. Gangi connected with Wyatt Demps for a 17-yard score and then after a fumble by Fresno State's Da'Mari Scott on the ensuing kickoff, Gangi wasted no time finding Trevion Armstrong in the corner of the endzone to cut the 'Dogs lead to 31-14.

The Bulldogs extended their lead to 38-14 in the third quarter as Rivers punched in a five-yard score on the ground to finish off a six-play, 56-yard drive and Camacho's second field goal of the night from 27 yards out ended the Bulldogs' scoring for the contest. A late touchdown by the Wolf Pack made the final score 41-21, earning the Bulldogs their largest margin of victory in a conference opener since 2011.





Game #5, MW Game #2

Fresno State 27, San Jose State 10

Oct. 7, 2017 • CEFCU Stadium • San Jose, Calif. • Attendance: 18,483

SCORE BY QUARTERS	1	2	3	4	OT	FINAL
Fresno State	14	7	0	6	-	27
San Jose State	0	0	7	3	-	10

SCORING SUMMARY

	Plays	TOP	Score
FS 1st 06:06 RIVERS 15 yd run (CAMACHO kick)	14-56	6:03	7-0
FS 1st 02:24 RIVERS 3 yd run (CAMACHO kick)	6-53	2:29	14-0
FS 2nd 00:35 HOKIT 1 yd run (CAMACHO kick)	17-80	8:04	21-0
SJ 3rd 06:24 OLIVER 6 yd pass from LOVE (CRAWFORD kick)	9-49	3:29	21-7
FS 4th 13:40 CAMACHO 38 yd field goal	4-0	0:21	24-7
SJ 4th 08:36 CRAWFORD 51 yd field goal	12-41	5:04	24-10
FS 4th 06:14 CAMACHO 50 yd field goal	4-5	2:17	27-10

TEAM STATS

	Fresno St.	SJSU
First Downs	17	12
Rushing Att-Yards	51-212	33-108
Passing Cmp-Att-Yds	15-26-136	15-26-97
Total Plays-Yards	77-348	59-205
Fumbles-Lost	0-0	2-2
Penalties-Yards	10-99	9-78
Punts-Yards	6-212	5-229
Average	35.3	45.8
Net	35.3	45.2
Punt Returns (#-Yds-TD)	1-3-0	0-0-0
Kickoff Returns (#-Yds-TD)	0-0-0	0-0-0
Interceptions-Yards-TD	2-0-0	0-0-0
Fumble Ret-Yards-TD	0-0-0	0-0-0
Time of Possession	37:01	22:59
3rd Downs	5-of-16	5-of-13
4th Downs	3-of-3	0-of-1
Sacks By	4-24	0-0

INDIVIDUAL LEADERS

Rushing (att-yds-TD):
FS - Ronnie Rivers (19-105-2)
SJSU - Tyler Nevens (21-99-0)
Passing (cmp-att-int-yds-TD):
FS - Marcus McMaryion (15-26-0-136-0)
SJSU - Josh Love (15-25-1-97-1)
Receiving Yards (no-yds-TD):
FS - Da'Mari Scott (7-45-0)
SJSU - JaQuan Blackwell (5-41-0)
Defense (ST-AT-TF-TFL-Sack):
FS - Malik Forrester (4-2-6-2.0-3.0)
SJSU - Frank Ginda (9-10-19-0.0-0.0)
Interceptions (no-yds-TD):
FS - Jaron Bryant (1-0-0)/Juju Hughes (1-0-0)
SJSU - None

SAN JOSE, Calif. - The Fresno State football team regained control of the Valley Trophy on Saturday evening with a 27-10 victory at San Jose State, topping the Spartans behind three first-half touchdowns, and a stifling defense that allowed just 205 yards and forced four turnovers.

"It's always nice to come away with a victory," said head coach Jeff Tedford. "We can get a lot better, but it's great to bring the trophy home. That's something we talked all week about, and we take pride in that."

While the defense laid the foundation, Fresno State's (3-2, 2-0 MW) running game paved the way offensively. Freshman running back Ronnie Rivers had a season-high 19 carries for a season-best 105 yards and added two rushing scores. Fellow freshman running back Jordan Mims added 12 carries for 49 yards and sophomore Josh Hokit rushed 10 times for 43 yards as the 'Dogs tallied a season-high 212 yards on the ground.

Junior quarterback Marcus McMaryion, making his second-straight start, finished 15-of-26 through the air for 136 yards, spreading the ball around to four receivers. Junior KeeSean Johnson had a team-high 52 yards on two receptions, including a 45-yard gain in the first quarter, while senior Da'Mari Scott matched his season-high with seven receptions for 45 yards.

On the defensive side of the ball, sophomore defensive back Juju Hughes filled up the stat sheet finishing with six tackles (four solo) and added two tackles for loss, a sack, interception and a forced fumble. Senior defensive tackle Malik Forrester added six tackles, three tackles for loss, two sacks and forced a fumble as he wreaked havoc on the Spartan offense all night. Sophomore linebacker Jeffrey Allison had a team-high nine tackles, five solo, and a tackle for loss.

How It Happened

The Bulldog defense came out tough from the start of the game, forcing two turnovers in the first nine minutes of action as sophomore defensive back Jaron Bryant and Hughes each picked off passes from Spartan quarterback Josh Love. The first scoring drive for the 'Dogs started at their 44-yard line as they put together a 14-play, 56-yard drive, capped by a Rivers' 15-yard rush, that took 6:03 off the clock.

With the Spartans getting the ball back, Hughes picked off a Love third-down pass for his first career interception. The Bulldogs took over at their own 47-yard line, and after a 10-yard run by Rivers and a five-yard rush by Mims, McMaryion connected with Johnson down the middle of the field for a 45-yard gain down to the SJSU 8-yard line. Three plays later, Rivers rushed for his second score of the game with a three-yard plunge up the middle to put Fresno State in front 14-0.

Holding a 152-44 advantage in yards and holding the ball for over 10 minutes after the first quarter, the 'Dogs continued to pound the rock in the second quarter putting together a season-long 17-play, 80-yard drive that ran 8:04 off the game clock. Running the ball 15 times on the drive, Rivers rushed five times for 39 yards and Mims carried it five times for 23 yards as the drive ended with a 1-yard touchdown run by Hokit.

With the 'Dogs holding its opponent scoreless in the first half for a second time this season, Fresno State held a 285-79 advantage in yards in the first half. The Spartans got on the scoreboard in the third quarter capitalizing on its best starting field position of the game, starting at the Bulldogs' 49-yard line as SJSU put together a nine-play drive that finished with a six-yard pass from Love to Josh Oliver.

Senior Jimmy Camacho extended the Bulldogs' lead to 24-7 lead with a 38-yard field goal with 13:40 to play in the fourth quarter. The Spartans' Bryce Crawford nailed a 51-yard field goal to bring it back within a two possession game, but after a short kickoff was recovered by the 'Dogs at the SJSU 38-yard line, the 'Dogs gained five yards before Camacho hit a career-long 50 yard field goal to complete the scoring for the Bulldogs.

Game #6, MW Game #3

Fresno State 38, New Mexico 0

Oct. 14, 2017 • Bulldog Stadium • Fresno, Calif. • Attendance: 28,090

SCORE BY QUARTERS	1	2	3	4	OT	FINAL
New Mexico	0	0	0	0	-	0
Fresno State	14	14	3	10	-	41

SCORING SUMMARY

	Plays	TOP	Score
FS 1st 04:30 JORDAN 70 yd pass from McMARYION (CAMACHO kick)	2-74	0:44	0-7
FS 1st 00:41 JOHNSON, K. 12 yd pass from McMARYION (CAMACHO kick)	2-87	0:48	0-14
FS 2nd 10:26 RIVERS 4 yd run (CAMACHO kick)	5-82	2:25	0-21
FS 3rd 08:04 CAMACHO 37 yd field goal	8-35	2:31	0-24
FS 3rd 02:35 JORDAN 32 yd pass from McMARYION (CAMACHO kick)	1-32	0:07	0-31
FS 4th 08:05 HOKIT, Josh 12 yd run (CAMACHO kick)	7-84	3:51	0-38

TEAM STATS

	UNM	Fresno St.
First Downs	14	17
Rushing Att-Yards	37-109	36-227
Passing Cmp-Att-Yds	15-30-213	13-23-299
Total Plays-Yards	67-322	59-526
Fumbles-Lost	3-1	2-1
Penalties-Yards	3-35	2-25
Punts-Yards	9-414	6-246
Average	46.0	41.0
Net	43.7	41.0
Punt Returns (#-Yds-TD)	0-0-0	1-1-0
Kickoff Returns (#-Yds-TD)	4-81-0	0-0-0
Interceptions-Yards-TD	0-0-0	1-18-0
Fumble Ret-Yards-TD	0-0-0	1-3-0
Time of Possession	33:44	26:16
3rd Downs	2-of-14	4-of-13
4th Downs	0-of-2	1-of-1
Sacks By	1-13	2-8

INDIVIDUAL LEADERS

Rushing (att-yds-TD):
FS - Ronnie Rivers (14-70-1)
NM - Tyrone Owens (10-29-0)
Passing (cmp-att-int-yds-TD):
FS - Marcus McMaryion (13-23-0-299-3)
NM - Tekava Tuitoti (13-24-1-200-0)
Receiving Yards (no-yds-TD):
FS - Jamire Jordan (3-108-2)
NM - Hart-Johnson (2-56-0)
Defense (ST-AT-TF-TFL-Sack):
FS - Juju Hughes (9-2-11-2.0-0.0)
NM - Rashaun Epting (5-1-6-0.0-0.0)
Interceptions (no-yds-TD):
FS - Mike Bell (1-18-0)
NM - None

FRESNO, Calif. - Posting multiple shutouts in a season for the first time since 1988 and improving to 3-0 in Mountain West play for the first time since 2013, Fresno State blanked New Mexico 38-0 on Saturday evening at Bulldog Stadium on Homecoming.

"Our defense played excellent tonight," said head coach Jeff Tedford after the 'Dogs first-ever shutout over a MW opponent. "That is a hard offense to stop. Our defense did an awesome job with the game plan. We had the guys in the right position and they played really hard."

With another stingy defensive outing for the 'Dogs, Fresno State's (4-2, 3-0 MW) deep passing game ruled the day offensively. Junior quarterback Marcus McMaryion, making his third-straight start, finished 13-of-23 through the air for 299 yards, spreading the ball around to six receivers in the contest.

Junior KeeSean Johnson had his third 100-yard receiving game of the season totaling 105 yards on five receptions while scoring his fourth touchdown of the season. Fellow junior wideout Jamire Jordan added his first 100-yard contest of the season with a team-high 108 yards on three catches, including a pair of touchdowns, for his first career multi-touchdown game of his career. It was the first time since Oct. 28, 2016 against Air Force that the 'Dogs have had two 100-yard receivers as Johnson and Jordan each went over 100 yards in that contest.

On the defensive side of the ball, reigning Mountain West Defensive Player of the Week Juju Hughes had another standout game in the defensive backfield finishing with a career-high 11 tackles (nine solo) and added two tackles for a loss and two pass breakups. Sophomore safety Mike Bell, making his first start of the season and second of his career, finished with a career-best 10 tackles (eight solo), his first career interception and a pass breakup.

The 'Dogs offense totaled 526 yards of offense, including 299 yards through the air and 227 yards on the ground, while limiting New Mexico to 322 yards, including only 109 yards on the ground for the Lobos' fewest rushing yards since Sept. 15, 2012 when they were held to 84 yards at Texas Tech.

How It Happened

After the teams started off the game trading a pair of punts, the Lobos' offense picked up a bit of steam on its third drive, getting as far as the Bulldogs' 26-yard line before being stopped on a third-and-4. Jason Sanders' 43-yard field goal attempt sailed wide left and a quick two-play drive ensued as McMaryion connected on a 70-yard touchdown with Jordan to give the 'Dogs an early 7-0 lead.

On the Bulldogs' next drive, McMaryion again connected deep, finding Johnson for a career-long 75-yard catch-and-run down to the UNM 12-yard line, and after a quick timeout, McMaryion found Johnson in the corner of the endzone for his fourth touchdown of the season.

With the 'Dogs leading 14-0 after the first quarter, the fourth time this season Fresno State has shut out its opponent in the opening frame, and third week in a row, the Bulldogs accounted for 171 yards through the air in the opening quarter.

Forcing another punt by the Lobos, the Bulldogs took over at their own 18-yard line with 12:51 left in the half, and after the Lobos lone sack of the game brought McMaryion down to the five, a six-yard strike to Jordan set up a third-and-17. A career-long 57-yard rush by the junior quarterback brought the ball to the New Mexico 32-yard line. A pair of rushes by freshman running back Ronnie Rivers, a 28-yard scamper followed by a four-yard touchdown run, pushed the 'Dogs lead to 21-0.

The 'Dogs added a 37-yard field goal by senior kicker Jimmy Camacho to make it 24-0, set up by a forced fumble by junior linebacker James Bailey and recovered by Bell, and a 32-yard scoring strike from McMaryion to Jordan increased the lead to 31-0 after the three quarters.

A 12-yard touchdown run by Hokit, his fourth score of the season, completed the scoring on the night as the 'Dogs shut out a conference opponent for the first time since blanking San Jose State 30-0 in 2007.





Game #7, MW Game #4

Fresno State 27, San Diego State 3

Oct. 21, 2017 • SDCCU Stadium • San Diego, Calif. • Attendance: 43,243

SCORE BY QUARTERS	1	2	3	4	OT	FINAL	
Fresno State	7	10	10	0	-	27	Record (5-2, 4-0)
San Diego State	0	3	0	0	-	3	Record (6-2, 2-2)

SCORING SUMMARY

				Plays	TOP	Score
FS	1st	00:15	HOKIT 1 yd run (CAMACHO kick)	4-61	1:48	7-0
SDS	2nd	11:53	BARON 37 yd field goal	8-61	3:16	7-3
FS	2nd	09:32	HOKIT 26 yd run (CAMACHO kick)	6-75	2:21	14-3
FS	2nd	02:05	CAMACHO 38 yd field goal	11-42	5:22	17-3
FS	3rd	06:03	CAMACHO 43 yd field goal	11-63	5:22	20-3
FS	3rd	01:54	HOKIT 4 yd run (CAMACHO kick)	5-51	2:38	27-3

TEAM STATS

	Fresno St.	SDSU
First Downs	15	14
Rushing Att-Yards	38-199	39-165
Passing Cmp-Att-Yds	10-16-176	11-23-90
Total Plays-Yards	54-375	62-255
Fumbles-Lost	0-0	2-1
Penalties-Yards	5-40	5-40
Punts-Yards	4-178	6-255
Average	44.5	42.5
Net	30.2	40.2
Punt Returns (#-Yds-TD)	1-14-0	1-37-0
Kickoff Returns (#-Yds-TD)	0-0-0	5-57-0
Interceptions-Yards-TD	0-0-0	0-0-0
Fumble Ret-Yards-TD	1-1-0	0-0-0
Time of Possession	28:36	31:24
3rd Downs	3-of-9	6-of-16
4th Downs	0-of-0	1-of-2
Sacks By	4-27	0-0

INDIVIDUAL LEADERS

Rushing (att-yds-TD):

FS - Josh Hokit (14-77-3)
SDSU - Rashaad Penny (15-69-0)

Passing (cmp-att-int-yds-TD):

FS - Marcus McMaryion (10-16-0-176-0)
SDSU - C. Chapman (10-20-0-77-0)

Receiving Yards (no-yds-TD):

FS - Da'Mari Scott (5-57-0)
SDSU - Mikah Holder (4-35-0)

Defense (ST-AT-TT-TFL-Sack):

FS - Jeffrey Allison (9-1-10-1.0-0.0)
SDSU - R. Lakalaka (8-2-10-0.0-0.0)

Interceptions (no-yds-TD):

FS - None
SDSU - None

SAN DIEGO - Behind a career-high three rushing touchdowns from sophomore running back Josh Hokit, Fresno State dominated San Diego State 27-3 in a Mountain West showdown at SDCCU Stadium on Saturday evening.

"The guys worked real hard tonight and it is nice to get some validation defeating a great team like San Diego State on the road," said head coach Jeff Tedford.

Fresno State (5-2, 4-0 MW) won its fourth straight game on Saturday by discarding San Diego State (6-2, 2-2 MW) with a balanced attack of running the ball (199 yards) and taking strikes through the air when needed (176 yards), outgaining the Aztecs 375-255 on the night. It was the third time this season that the Bulldogs have held their opponents to less than 300 yards of total offense.

With starting running back Ronnie Rivers sidelined by injury, fellow freshman running back Jordan Mims ran for a season-high 112 yards on 21 carries, also a season-high, while Hokit rushed for a season-best 77 yards on 14 carries and became the first Fresno State player since Ryan Mathews in 2009 to score three rushing touchdowns in a game.

Marcus McMaryion went 10-of-16 through the air for 176 yards as he won his fourth straight start, a feat that has not been accomplished in more than 30 years, spreading the ball to four receivers as junior KeeSean Johnson led the charge with four receptions for 47 yards. Senior Da'Mari Scott had a team-high 57 yards on three catches while junior Jamire Jordan tallied 56 yards on two receptions. The offensive line did not allow a tackle for loss for the first time since September 10, 2011 when the Bulldogs traveled to Nebraska.

On the defensive side of the ball, sophomore linebacker Jeffrey Allison notched a team-high 10 tackles, nine solo, and added a tackle for loss and a forced fumble. Junior linebacker George Helmuth posted nine tackles, six solo, and a tackle for loss. The Bulldog defense totaled nine tackles for a loss, four sacks and four pass break ups, and held Rashaad Penny to 69 yards rushing and the SDSU passing game to 90 yards.

"We were trying to play physical and the defensive staff did a great job of putting in a great game plan and offensively we were able to run the ball downhill at them and make them stop the run," Tedford said. "The offensive line did a nice job up front and we threw the ball when we needed too to make some big plays, but really the offensive and defensive lines did a great job."

How It Happened

After SDSU won the toss and elected to receive to begin the game, the Aztecs went on a 16-play, 83-yard drive only for Allison to jar the ball loose from Penny's hands at the Fresno State 14-yard line. The 'Dogs forced a turnover for a fifth straight game and the sixth time this season.

Starting its second drive of the game at its own 39-yard drive, McMaryion connected with Jordan for a 48-yard gain getting down to the SDSU 1-yard line where Hokit punched in his first score of the game with 15 seconds remaining in the opening quarter to give the 'Dogs a 7-0 lead.

With the Aztecs leading 94-76 in total yards after the opening frame, SDSU added to their total with a eight-play, 61-yard drive to begin the second quarter. Aztec kicker John Baron nailed a 37-yard field goal for San Diego State's lone points of the contest to cap that drive.

The Bulldogs responded with a six-play, 75-yard drive that ended with a career-long 26-yard touchdown run by Hokit to push the Bulldogs' lead to 14-3. After a quick three-and-out by the Aztecs, held to negative five yards, the 'Dogs took over at their 37-yard line and went on an 11-play, 42-yard drive finished off by a 38-yard field goal by senior kicker Jimmy Camacho to increase the Bulldogs' lead to 17-3.

Leading 17-3 heading into the locker room, the fifth time this season the 'Dogs have led at the break, Fresno State added a 43-yard field goal by Camacho on the second drive of the third quarter to extend its lead to 20-3.

Another three-and-out forced by the Bulldog defense, one of five on the night, gave the ball back to the 'Dogs at their own 49-yard line and five plays later, Hokit punched in a four-yard touchdown score to give the 'Dogs its final margin of victory, 27-3.

